

DENVER
2012
OUTLAWS

MEDIA GUIDE





Denver Outlaws Corporate Offices

Sports Authority Field at Mile High
1701 Bryant St., Denver, CO 80204

Telephone: (720) 258-3600 • **Ticket Office:** 303-OUTLAWS

Website: www.DenverOutlaws.com

2012 DENVER OUTLAWS SCHEDULE

Date	Opponent	Time*
Sat., April 28	at Charlotte	5 p.m.
SAT., MAY 5	VS. HAMILTON	7 P.M.
SAT., MAY 12	VS. LONG ISLAND	7 P.M.
SAT., MAY 19	VS. BOSTON	7 P.M.
SAT., JUNE 2	VS. CHESAPEAKE	7 P.M.
Sat., June 9	at Ohio	5 p.m.
SAT., JUNE 16	VS. ROCHESTER	7 P.M.
Sat., June 23	at Long Island	5 p.m.
Sat., June 30	MLL All Star Game^	5 p.m.
WED., JULY 4	VS. OHIO	7 P.M.
SAT., JULY 14	VS. CHARLOTTE	5 P.M.
Thur., July 19	at Boston	5 p.m.
Sat., July 28	at Hamilton	5:30 p.m.
Sat., Aug. 4	at Rochester	5 p.m.
Sat., Aug. 11	at Chesapeake	5 p.m.
Sat., Aug. 25	MLL Semifinals#	11 a.m.
Sun., Aug. 26	MLL Championship#	1 p.m.

*All times Mountain Daylight Time; ^Boca Raton, Fla.; #Harvard Stadium in Boston

Credits

The 2012 Denver Outlaws Media Guide is published by the Denver Outlaws, 1701 Bryant St., Denver, CO, 80204. All rights are reserved. Writing, design and layout by Stuart Zaas. Cover design by Stuart Zaas. Photography by Getty Images / Denver Outlaws.



QUICK FACTS

Founded
2006

President & CEO
Pat Bowlen

General Manager
Tony Seaman

Head Coach
Jim Stagnitta

Colors
Black, Silver and Orange

Stadium
Sports Authority Field at Mile High

Capacity
76,125

All-Time Record (Playoffs)
49-23 (.681) (3-6, .333)

MLL Playoff Appearances
6

MLL Championship Appearances
3

Media Contact
Stuart Zaas
stuart.zaas@denveroutlaws.com

INDEX

2011 Game-By-Game Recaps..... 61
 2011 Season Review..... 55
 2012 Denver Outlaws Rosters 51
 All-Time Honors & Awards 121
 All-Time Roster 120
 Biographies - Executives and Coaches..... 3
 Biographies - Medical Staff..... 10
 Biographies - Players 11
 Denver Outlaws Dance Team..... 146
 Denver Outlaws Mascot, Stix 147
 Sports Authority Field at Mile High..... 148
 Lacrosse Overview and Glossary..... 149
 Media Information 152
 Miscellaneous 145
 MLL All-Time Records 137
 MLL Directory & Record Book 123
 MLL Year-by-Year Results 127
 Outlaws in Postseason Play 100
 Outlaws Record Book..... 101
 Outlaws Year-by-Year Results 87
 Outlaws Year-by-Year Statistics..... 100
 Staff Photo Directory..... 2
 Team Directory 1

TEAM DIRECTORY

Executives and Front Office

President and CEO..... Pat Bowlen
 V.P. Edge Sports & Entertainment..... Mac Freeman
 General Manager Tony Seaman
 Chuck Olney Director of Business Development

Coaching Staff

Head Coach..... Jim Stagnitta
 Assistant Coach B.J. O'Hara
 Assistant Coach Stan Ross
 Equipment Manager Jon Cohen
 Equipment Manager Scott Morrison
 Strength and Conditioning Coach.....Eric Evans

Sales/Marketing

Ted Tseng..... Director of Sales and Marketing
 Samantha Roman Marketing Manager

Public Relations

Stuart Zaas.....Public Relations Coordinator

Ticket Sales

Jason Delp Director of Ticket Sales & Service
 Jordan Bontrager Account Executive
 Elizabeth Goodman Account Executive

Dance Team

Dance Director/ChoreographerBrianna Mercer

Medical Support Staff

Maggie Yates.....Head Athletic Trainer
 Dr. Tod Sweeney..... Team Doctor
 Dr. Phil Stull..... Team Doctor
 Dr. Dave Shapiro Team Chiropractor
 Jamey Nalezinek..... Team Massage Therapist



OUTLAWS STAFF PHOTO DIRECTORY

EXECUTIVES AND FRONT OFFICE



Pat Bowlen
President and CEO



Mac Freeman
VP. Edge Sports & Entertainment



Tony Seaman
General Manager



Chuck Olney
Dir. of Business Development

COACHES



Jim Stagnitta
Head Coach



B.J. O'Hara
Assistant Coach



Stan Ross
Assistant Coach



Jon Cohen
Equipment Mgr.



Scott Morrison
Equipment Mgr.



Eric Evans
S&C Coach

MARKETING & PUBLIC RELATIONS



Ted Tseng
Dir. of Sales & Marketing



Sam Roman
Marketing Manager



Stuart Zaas
P.R. Coordinator



Brianna Mercer
Dance Dir./Choreographer

TICKET SALES



Jason Delp
Dir. of Ticket Sales & Service



Jordan Bontrager
Account Executive



Elizabeth Goodman
Account Executive

MEDICAL SUPPORT STAFF



Maggie Yates
Head Athletic Trainer



Dr. Phil Stull
Team Doctor



Dr. Dave Shapiro
Team Chiropractor



Jamey Nalezinek
Team Massage Therapist

FRONT OFFICE AND COACHING STAFF





Pat Bowlen

President and Chief Executive Officer
Denver Broncos and Denver Outlaws

Pat Bowlen enters his 29th year as President and CEO of the Denver Broncos and the Denver Outlaws in 2012, and he is still the only two-decade owner of a major-league sports team in Colorado history,

The Broncos' and Outlaws' President and CEO has fashioned a powerful reputation among his peers as a bold, dynamic leader who is single-minded in his pursuit of excellence, whether representing the Broncos, the Outlaws, the city of Denver, the state of Colorado, Major League Lacrosse or the National Football League.

His status and reputation as an owner were recognized within the state on April 10, 2007, when Mr. Bowlen was inducted into the Colorado Sports Hall of Fame.

For many years, Mr. Bowlen's reputation as an outstanding owner has been well known nationally. In 1987, he finished second in The Sporting News Executive of the Year balloting. In December 2000, ESPN conducted a fan poll asking which NFL owner would be the best for which to play. Mr. Bowlen finished first among all NFL owners with 44.7 percent of the more than 60,000 votes cast. Mr. Bowlen has been well respected for many years by fans, players, coaches, his peers and NFL executives.

Pat Bowlen was introduced as the majority owner of the Denver Broncos on March 23, 1984, and that announcement triggered a new era in franchise history. Mr. Bowlen and the Bowlen family acquired 100 percent ownership of the Broncos in July 1985, and currently his brother John Bowlen owns a minority interest in the Broncos.

Pat Bowlen was born in Prairie du Chien, Wis., where he attended high school. He went on to the University of Oklahoma, earning degrees in both business (1965) and law (1968). After successful careers in oil, gas and real estate, he purchased the Denver Broncos in 1984.

He is chairman of the board of the Denver Broncos Charities Fund and in that capacity has donated more than \$25 million to charitable organizations in the Denver area since the inception of that fund in 1993. Mr. Bowlen served as the Honorary Chairman of the Colorado Special Olympics for 19 years. He has served as the Honorary Chairman of the Stadium Stampede (formerly the Colorado Family Classic) to benefit St. Joseph's Hospital Foundation for 27 years, and this is his 17th year as Honorary Chairman of the Capuchin Friars Brown Robe Benefit fundraising dinner. He also is Honorary Chairman of the Cherish the Children Gala, chaired the 1989 Centennial Scholarship rally at the University of Northern Colorado in Greeley, Colo. and was Co-Chairman of the Rose Medical Center Critical Care Campaign from 1986-89.

In addition, Mr. Bowlen was elected to the University of Denver Board of Trustees in 1987. He is currently a member of the DU Athletic Affairs Committee. His previous DU committee memberships include the Institutional Advancement Committee and Institutional Advancement/University Relations subcommittee. He also was named to the Colorado Academy Board of Trustees in 1991. He has been a member of the American Ireland Fund Dinner Committee for the past 19 years and a Trustee for the Irish Community Center for eight years. He serves on the Board of Trustees of the Hawaii Maritime Center.

Mr. Bowlen is a member of several other clubs and societies, including the Alberta Bar Association and the Law Society of Alberta. He also was a member of the Young Presidents Organization.

Mr. Bowlen maintains an active lifestyle and exercises extensively as part of his daily regimen. He has competed in the Ironman Triathlon—an event in which one must swim 2.4 miles, ride 112 miles on a bicycle and run 26.2 miles, all consecutively—as well as in other triathlon races and several marathons.



Mac Freeman

Vice President
Edge Sports and Entertainment

Mac Freeman is the Vice President of Edge Sports and Entertainment which oversees the business operations of the Denver Outlaws. He also serves as the vice president of stadium operations for Sports Authority Field at Mile High. In that role he has developed the stadium into one of the premier locations in the country for sporting events, concerts and private events.

Freeman joined the Broncos in January of 2001 after serving as general manager for the final three years at Mile High Stadium. He possesses experience in every major professional league, having worked in the NFL, MLB, NBA, NHL, MLL and MLS and has worked in every type of public assembly venue including stadiums, arenas, theaters and amphitheaters.

Having spent more than 15 years in private management of public facilities, Freeman brings significant expertise in event booking, fiscal planning and budgeting, and efficient facility operations. Prior to his assignment in Denver, Freeman served as the assistant general manager of both Three Rivers Stadium and Mellon Arena in Pittsburgh.

While in management now, Freeman comes from a marketing background, having served as the director of marketing at the Los Angeles Memorial Coliseum and Sports Arena, Pittsburgh's Mellon Arena and the Richmond Coliseum and Mosque Theater.

Freeman is active in the community serving on boards with both the Metro Denver Sports Commission and the Denver Civic Ventures Inc., the public purpose board of the Downtown Denver Partnership.

Freeman received a Bachelor of Arts in Political Science from Hampden-Sydney College in Hampden-Sydney, Va. He and his wife, Molly, have three children, Lily, James and Jack.

DID YOU KNOW?

Outlaws Nation continues to prove that it has the best fans in the MLL with a total attendance figure of 397,898 through the team's first six seasons. Both the total figure and the team's per-game average of 11,053 lead the league in that span.



COACHING STAFF



Tony Seaman

General Manager
1st Outlaws season

Seaman enters his first season as general manager of the Denver Outlaws in 2012. He joined the team after spending the past 28 years coaching at the collegiate level. He currently serves as a member of the NCAA Division I Men's Lacrosse Committee.

Seaman has coached 85 All-Americans during his time at the University of Pennsylvania (1983-91), Johns Hopkins University (1991-99) and Towson University (1999-2011). He has registered a 247-153 (.618 pct.) career coaching record at the college level and his teams have reached the NCAA Tournament 19 times during his career.

Seaman is the only coach to be named the NCAA National Coach of the Year at two different schools (Penn - 1983, '84 and Towson - 2001), and is the only coach in NCAA Division I lacrosse history to lead three different schools to the NCAA tournament (Penn - 6 times, Johns Hopkins - 8 times and Towson - 5 times).

In 1994, Seaman coached the United States National Team in the 1994 ILF World Championships in Manchester, England, leading the U.S. to the gold medal.

Seaman began his coaching career at Lynbrook High School (1972-1981), where he earned two Division IV Nassau County Coach of the Year awards and led the team to the South Shore championship in 1978.

Seaman and his wife, Guri have a daughter, Barb, who played lacrosse at Penn and a son, Greg, who played for Princeton University.

COACHING RECORD					
Year	Position	Team	W	L	Pct.
2010	Head Coach	Towson	7	8	.467
2009	Head Coach	Towson	7	10	.412
2008	Head Coach	Towson	5	9	.357
2007	Head Coach	Towson	9	7	.563
2006	Head Coach	Towson	8	6	.571
2005	Head Coach	Towson	11	5	.688
2004	Head Coach	Towson	11	5	.688
2003	Head Coach	Towson	9	6	.600
2002	Head Coach	Towson	7	5	.583
2001	Head Coach	Towson	14	4	.778
2000	Head Coach	Towson	3	10	.231
1999	Head Coach	Towson	5	8	.385
1998	Head Coach	Johns Hopkins	10	4	.714
1997	Head Coach	Johns Hopkins	10	4	.714
1996	Head Coach	Johns Hopkins	8	6	.571
1995	Head Coach	Johns Hopkins	13	1	.929
1994	Head Coach	Johns Hopkins	9	5	.643
1993	Head Coach	Johns Hopkins	11	4	.733
1992	Head Coach	Johns Hopkins	8	5	.615
1991	Head Coach	Johns Hopkins	8	4	.667
1990	Head Coach	Pennsylvania	6	7	.462
1989	Head Coach	Pennsylvania	9	5	.643
1988	Head Coach	Pennsylvania	11	4	.733
1987	Head Coach	Pennsylvania	10	5	.667
1986	Head Coach	Pennsylvania	6	7	.462
1985	Head Coach	Pennsylvania	10	4	.714
1984	Head Coach	Pennsylvania	12	2	.857
1983	Head Coach	Pennsylvania	10	3	.769
TOTAL			247	153	.618



Jim Stagnitta

Head Coach
1st Outlaws Season

Jim Stagnitta became the fifth head coach in franchise history on Oct. 18, 2011. He comes to Denver after spending the past 10 years (2002-11) as the head coach at Rutgers University.

Prior to coaching at Rutgers, Stagnitta was the head coach at Washington and Lee University for 12 seasons (1990-2001) and spent three seasons (1987-89) as an assistant coach at his alma matter, the University of Pennsylvania. During his collegiate coaching career, Stagnitta has compiled an overall record of 213-132 (.617 pct.) and has led his team to nine NCAA Tournament appearances and two Final Fours. He coached 54 NCAA All-Americans and his teams earned seven conference titles.

In 2003, Stagnitta was named the NCAA Coach of the Year after leading Rutgers to the largest turnaround in college lacrosse and finishing with a 10-5 record while leading the school to the postseason tournament for the first time in 12 years.

Under his guidance, Washington and Lee finished with winning records in each of the 12 seasons that he coached the squad and never lost more than five games in a season.

A three-year letterman as a defenseman at the University of Pennsylvania, Stagnitta led the Quakers to two Ivy League Championships, and one NCAA Final Four. He is a former president of the U.S. Intercollegiate Lacrosse Association and is the owner/operator of MVP Camps.

COACHING RECORD					
Year	Position	Team	W	L	Pct.
2011	Head Coach	Rutgers	5	8	.385
2010	Head Coach	Rutgers	6	8	.429
2009	Head Coach	Rutgers	4	11	.267
2008	Head Coach	Rutgers	6	7	.462
2007	Head Coach	Rutgers	7	6	.538
2006	Head Coach	Rutgers	5	9	.357
2005	Head Coach	Rutgers	4	9	.308
2004	Head Coach	Rutgers	8	6	.571
2003	Head Coach	Rutgers	10	5	.667
2002	Head Coach	Rutgers	2	12	.143
2001	Head Coach	Wash. & Lee	14	1	.933
2000	Head Coach	Wash. & Lee	16	2	.889
1999	Head Coach	Wash. & Lee	13	2	.867
1998	Head Coach	Wash. & Lee	13	3	.813
1997	Head Coach	Wash. & Lee	11	3	.786
1996	Head Coach	Wash. & Lee	10	5	.667
1995	Head Coach	Wash. & Lee	9	5	.643
1994	Head Coach	Wash. & Lee	9	5	.643
1993	Head Coach	Wash. & Lee	12	3	.800
1992	Head Coach	Wash. & Lee	9	5	.643
1991	Head Coach	Wash. & Lee	11	4	.733
1990	Head Coach	Wash. & Lee	9	4	.692
1989	Asst. Coach	Pennsylvania	9	5	.643
1988	Asst. Coach	Pennsylvania	11	4	.733
TOTAL			213	132	.617



B.J. O'Hara

Assistant Coach
1st Outlaws season

O'Hara enters his ninth MLL season and 36th overall as a lacrosse coach, having posted a career record of 204-164 (.557) entering the 2012 season.

His teams have reached the postseason 18 times under his guidance, including nine NCAA Championships and one MLL Title. O'Hara has coached 101 NCAA All-Americans and MLL All Stars during his career.

O'Hara began his MLL coaching career with the Rochester Rattlers in 2003 and led the Rattlers to their only Steinfeld Cup (2008), while reaching the MLL semifinals three other seasons ('04, '05, '07). With the Rattlers' move to Toronto, O'Hara was hired as the head coach of the Chicago Machine prior to the 2010 season. After one year in Chicago, the team relocated to Rochester, and added general manager responsibilities to his title.

Prior to joining the professional ranks, O'Hara worked as an assistant coach at Syracuse University for two seasons, helping the school to an NCAA Division I Championship in 2002 and back to the NCAA Semifinals in 2003.

O'Hara spent 12 seasons (1990-2001) as the head coach at his Alma Mater, Hobart College, where he led the Statesmen to three NCAA Division III Championships and a total of six NCAA Tournament selections (four at the Division III level and two at the Division I level). He was named the 2000 Patriot League Coach of the year after leading Hobart to the conference title and Division I NCAA Tournament. Under his guidance, Hobart posted a 90-63 overall record (.606), including a 43-46 (.483) mark in the school's first years of Division I competition.

O'Hara's first head-coaching experience came at Dartmouth College, where he coached both men's lacrosse and women's soccer (1986-1990). Before making the move to Dartmouth, he spent five seasons (1982-86) as an assistant lacrosse/soccer coach at Hobart, where the Statesmen earned NCAA Division III Lacrosse Championships each season. He served as an assistant coach at North Carolina State University in 1978-79 before becoming head coach at Alfred University, which was followed by one season as an assistant coach at Rensselaer Polytechnic Institute.

A member of the U.S. Lacrosse Regional Hall of Fame, O'Hara was chosen to represent the MLL in the selection of the 2010 U.S. Men's National Team, which went on to win the gold medal at the 2010 FIL World Championships. From 1994-99, O'Hara was a member of the NCAA Men's Lacrosse Committee where he was responsible for championship selection and operation, along with rules advisement for Divisions I, II and III. He served as the President of the United States Intercollegiate Lacrosse Association from 1998-2000.

O'Hara was a four-year letterman and two-time All-American who served as team captain during his senior season with the Statesmen (1975). He ranks second on the school's all-time goals scored list (163), fourth in points (280) and fourth in assists (117), and earned a spot in the school's Hall of Fame.

O'Hara holds a master's degree in educational psychology and counseling from Slippery Rock (Pa.) University. He began his coaching career at West Genesee High School in Camillus, N.Y., where he enjoyed a distinguished lacrosse and soccer career. He currently is the owner and director of CNY Roadhawks LLC, a non-profit lacrosse program that works to provide coaching and competitive experience for high school players, assist in college search/recruiting consultation and provide scholarship help for those students with financial need.



Stan Ross

Assistant Coach
1st Outlaws season

Stan Ross enters his first season with the Outlaws as an assistant coach in 2012. He joins the professional coaching ranks for his first season after coaching at the collegiate level for 17 years (1995-2011).

He enters the 2012 season with an overall coaching record of 130-107 (.549), and has coached 24 NCAA All-Americans while leading his team to five conference titles and seven NCAA tournament berths.

Most recently, Ross coached at the United States Naval Academy, where he coordinated both the offense and defense for five years (2007-11). Prior to coaching at Navy, he was the head coach at Butler University from 2004-07.

Ross coached under Seaman at Towson University, where he spent seven seasons (1998-2004) as the head assistant. He also has coaching experience as an assistant at Princeton (1997-98) and at the University of Denver (1996-97). His coaching career began as an undergraduate assistant coach at Loyola College of Maryland.

Ross played lacrosse at Loyola College (Md.) and was a three-sport varsity athlete (lacrosse, basketball and football) at Boys' Latin High School of Maryland.

COACHING RECORD						
Year	Position	Team	W	L	Pct.	
2011	GM/H.C.	Rochester	0	6	.000	
2010	Head Coach	Chicago	4	8	.333	
2009	Head Coach	Chicago	3	9	.250	
2008	Head Coach	Rochester	9	3	.750	
2007	Head Coach	Rochester	9	3	.750	
2006	Head Coach	Rochester	5	7	.417	
2005	Head Coach	Rochester	6	6	.500	
2004	Head Coach	Rochester	7	4	.636	
2003	Head Coach	Rochester	5	7	.417	
2003	Ast. Coach	Syracuse	10	6	.625	
2002	Ast. Coach	Syracuse	15	2	.882	
1990-2001	Head Coach	Hobart	90	63	.588	
1989	Head Coach	Dartmouth	5	10	.333	
1988	Head Coach	Dartmouth	5	9	.357	
1987	Head Coach	Dartmouth	4	8	.333	
1982-86	Ast. Coach	Hobart	-	-	-	
1981	Ast. Coach	RPI	8	3	.727	
1980	Head Coach	Alfred	6	5	.545	
1979	Ast. Coach	N.C. State	8	4	.667	
1978	Ast. Coach	N.C. State	7	4	.636	
TOTAL			206	164	.557	

COACHING RECORD						
Year	Position	Team	W	L	Pct.	
2011	Ast. Coach	Navy	4	9	.308	
2010	Ast. Coach	Navy	7	8	.467	
2009	Ast. Coach	Navy	11	5	.688	
2008	Ast. Coach	Navy	10	6	.625	
2006	Head Coach	Butler	4	10	.286	
2005	Head Coach	Butler	5	7	.417	
2004	Head Coach	Butler	5	7	.417	
2004	Ast. Coach	Towson	11	5	.688	
2003	Ast. Coach	Towson	9	6	.600	
2002	Ast. Coach	Towson	7	5	.583	
2001	Ast. Coach	Towson	14	4	.778	
2000	Ast. Coach	Towson	3	10	.231	
1999	Ast. Coach	Towson	5	8	.385	
1998	Ast. Coach	Towson	5	7	.417	
1997	Ast. Coach	Princeton	15	0	1.000	
1996	Ast. Coach	Denver	4	6	.400	
1995	Undergrad Asst.	Loyola (Md.)	11	4	.733	
TOTAL			130	107	.549	



Eric Evans

Strength and Conditioning Coach
5th Outlaws season

Evans returns to the Outlaws as the strength and conditioning coach for the 2012 season. He has been a trainer since 1996 and a certified strength and conditioning specialist since 2003.

In addition to keeping the Outlaws in shape, he has also been the strength and conditioning coach for the Denver East High School lacrosse program for the past three seasons. Some of Evans' former clients include high school, college and professional athletes, as well as an Olympic gold medalist.

He has a bachelor's of science from the school of kinesiology, with an emphasis on fitness and sports management from the University of Nevada-Las Vegas.



Maggie Yates

Head Trainer
7th Outlaws season

Yates has been with the Outlaws since their inaugural season in 2006. She has been an ATC since 2003 and is also a Certified Strength & Conditioning Specialist (2001).

Maggie was most recently a trainer at Cherry Creek High School, and when not with the Outlaws she does personal training. Maggie is a native of Denver and graduated from Douglas County High School in 1995.

She received a bachelor's of science in sports medicine from Pepperdine University in 1999, where she also competed in swimming. She currently resides in Englewood, Colo., where she lives with her husband and daughter.





Matt Bernier

6-1 • 185 • R • Penn State

Defense

Born: June 27, 1988, in Drexel Hill, Pa.

High School: Malvern Prep, Malvern, Pa.

Drafted: 110th overall in the 2011 MLL Supplemental Draft

Year with Outlaws: 1st

41

QUICKLY

- Earned Second Team All-CAA laurels in 2010 with Penn State.

COLLEGE

Bernier emerged as one of the Colonial Athletic Association's top defenders, earning Second Team All-CAA laurels... Notched his first career goal in 2010 against Bucknell... Picked up 34 ground balls, ranking third on the team in 2009.

PERSONAL

Helped lead his high school, Malvern Prep to the State title in 2006 and league titles in 2005 and 2007... A four-year lacrosse letterman also lettered in football and was First Honors recipient... Son of Joanne and Charles Bernier... Majored in Psychology with a business minor at Penn State.

DID YOU KNOW?

Outlaws goalie Jesse Schwartzman set a MLL single-season record in 2011 with a goals against average of just 9.87. Prior to the 2011 season, no goalie had posted a goals against average below 11. He finished the season with 142 saves and earned his fourth MLL All-Star selection.



Matt Bocklet

5-10 • 190 • 5th yr • Johns Hopkins University

Defense

Born: March 26, 1986, in South Salem, N.Y.

High School: John Jay High School, Cross River, N.Y.

Drafted: 15th overall in the 2008 MLL Collegiate Draft

Year with Outlaws: 4th

7

QUICKLY

- Two-time All-MLL Team member (2009-10)
- Three-time MLL All Star (2009-11)
- Finished his college career at Johns Hopkins University after playing two seasons at Fairfield University in Fairfield, Conn.
- Drafted by Washington with the 15th overall selection in the 2008 MLL Collegiate Draft

PRO

2011: Scored one goal with four assists to finish with five points... Picked up 47 ground balls, which ranked second on the team and eighth in the league... Registered one ground ball in the Outlaws' playoff game vs. Ham (8/27)... Earned his second career MLL All-Star selection.

2010: Played 12 games with Denver, scoring four goals on 14 shots (11 on goal) with six assists to finish with 10 points... Led the team with 59 ground balls... Picked up two ground balls in one playoff game... Received the Week 8 MLL Defensive Player of the Week award after he picked up five ground balls and added three goals, in helping Denver defeat Chesapeake 12-10... Set a career high with eight ground balls at Bos. (5/15) and matched it two weeks later vs. Tor. (5/29)... Earned his second MLL All-Star and All-MLL honors.

2009: Appeared in 12 games with the Outlaws, netting three goals on 11 shots (6 on goal) to go with one assist for four total points... Earned his first MLL All-Star and All-MLL selections... Led the team with 42 ground balls... Tallied an assist and 10 ground balls in two postseason contests... Played six games with the NLL's Philadelphia Wings, scoring one goal with two assists for three points... Registered 29 loose balls.

2008: Played nine games with the Baltimore (Chesapeake) Bayhawks in his rookie season... Scored one goal and posted one assist to finish with two points on the season... Paced the team with 48 ground balls.

COLLEGE

Transferred to Johns Hopkins University after two seasons at Fairfield University in Fairfield, Conn.... Played all 17 games and started the final seven... Finished second on the team with 70 ground balls and added one goal and one assist while winning 1-of-2 faceoffs... Two-year starter at Fairfield on defense, where he played in all 29 games with 18 starts in two seasons (2005, 2006) with the Stags... Helped team to a share of the 2005 GWLL Championship and a trip to the NCAA Tournament... Finished 16th in the nation in ground balls per game (5.06) as a freshman and totaled 123 ground balls in his two years... Led the team with 42 ground balls in 2006.

PERSONAL

Three-year member of the varsity lacrosse team (missed entire junior season with an injury) at John Jay High School in Cross River, N.Y.... Two-time all-league, all-section and *All-Journal News*/North County selection... Helped team to section championship game as a freshman and senior and section semifinals as a sophomore... Earned three varsity letters in football as a standout two-way player (quarterback/cornerback)... Garnered all-league honors as a junior and senior and added all-section and *All-Journal News* honors as a senior... Matthew L. Bocklet is the son of Michael and Terry Bocklet and was born on March 26, 1986, in South Salem, N.Y.



Regular Season MLL Statistics

YEAR TEAM	GP	G	2ptG	A	PTS	PIM	PPG	PPA	SHG	SHA	GWG	GB	S	SPCT	SOG	FO
2008 Was.	9	1	0	1	2	0	0	0	0	0	0	48	2	.500	1	1-1
2009 Den.	12	3	0	1	4	5	0	1	0	0	0	42	11	.273	6	0-0
2010 Den.	12	6	0	4	10	1	0	0	0	0	0	59	14	.429	11	0-0
2011 Den.	12	1	0	4	5	1	0	0	0	0	0	47	6	.167	3	0-0
TOTALS	45	11	0	10	21	7	0	1	0	0	0	196	33	.333	21	1-1

Postseason MLL Statistics


YEAR TEAM	GP	G	2ptG	A	PTS	PIM	PPG	PPA	SHG	SHA	GWG	GB	S	SPCT	SOG	FO
2009 Den.	2	0	0	1	1	0	0	0	0	0	0	10	0	.000	0	0-0
2010 Den.	1	0	0	0	0	0	0	0	0	0	0	2	0	.000	0	0-0
2011 Den.	1	0	0	0	0	0	0	0	0	0	0	3	3	.000	1	0-0
TOTALS	4	0	0	1	1	0	0	0	0	0	0	15	3	.000	1	0-0

DID YOU KNOW?



The Denver Outlaws are on Twitter and Facebook!

Follow @DenverOutlaws on Twitter and like the team's Facebook fan page to receive breaking news, behind-the-scenes photos, as well as contests and special promotions.



Justin Bokmeyer

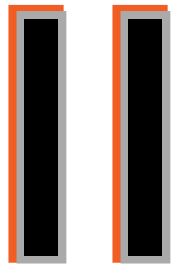
6-1 • 180 • 2nd yr • United States Military Academy
Midfield

Born: July 21, 1984, in Fort Hood, Texas

High School: Granite Hills High School, El Cajon, Calif.

Drafted: 52nd overall in the 2009 MLL Supplemental Draft

Year with Outlaws: 2nd



QUICKLY

- Entering his second season with the Outlaws after serving the United States Army in Iraq
- Played four years at the United States Military Academy at West Point, where he earned second-team All-Patriot League honors
- Joined the Outlaws via the fifth pick in the 10th round (59th overall) of the 2010 MLL Supplemental Draft
- Originally selected by San Francisco with the second choice in the sixth round of the 2009 MLL Supplemental Draft

PRO

2011: Played one game, scoring one goal on two shots in Denver' 13-12 victory at Bos. (5/21) on Military Appreciation Night at Harvard Stadium.

COLLEGE

Bokmeyer led Army in points (29) and assists (10), while tying for the team lead with 19 goals as a senior... Recorded at least one point in all but two contests... Co-captain of the Black Knights with current Outlaws teammate Adam Fullerton... Tallied career-highs with six points and five goals vs. Rutgers (5/2)... Netted four goals at Holy Cross (2/ 27)... Spent his junior season on Army's scout team... Appeared in all 17 games as a sophomore, finishing sixth on the team with 14 goals... Scored six goals in the team's final six games of the season... Played 14 games (2 starts) as a freshman... Posted two goals in Army's NCAA tournament game against Maryland.

PERSONAL

Bokmeyer earned all-America accolades during his senior year at Granite Hills High School in El Cajon, Calif., where he was a three-time all-conference selection and conference player of the year honoree... Named first team academic all-county his senior year and also received the scholar-athlete award... Played football as well and was voted offensive team MVP his senior season... Favorite lacrosse moment was scoring two goals against Maryland in the NCAA Tournament and five goals in championship game of the Asia Pacific Games in the summer of 2006... Led the Fellowship of Christian Athletes lacrosse bible study at the U.S. Military Academy... Enjoys watching Ultimate Fighting and grew up as a huge Texas Longhorns fan... Has traveled to Japan and England playing lacrosse... Double majored in management and law and legal Studies... The son of Seth and Julie Bokmeyer, Justin Tyler Bokmeyer was born July 21, 1984, in Fort Hood, Texas.

Regular Season MLL Statistics

YEAR TEAM	GP	G	2ptG	A	PTS	PIM	PPG	PPA	SHG	SHA	GWG	GB	S	SPCT	SOG	FO
2011 Den.	1	1	0	0	1	.5	0	0	0	0	0	0	2	.500	1	0-0
TOTALS	1	1	0	0	1	.5	0	0	0	0	0	0	2	.500	1	0-0



Ben Brown

6-3 • 190 • 3rd yr • Whittier
 Goalie
 Born: Jan. 21, 1987, in Denver
 High School: East High School, Denver
 Drafted: Acquired via the MLL Player Pool on Jan. 21, 2010
 Year with Outlaws: 3rd

13

QUICKLY

- Three-year starter in goal for Whittier College
- Saw first career playing time in 2011
- Acquired by the Outlaws from the MLL Player Pool on Jan. 21, 2010

PRO

2011: Saw his first career game time, playing 3:59 of the team's 18-10 victory vs. Ham. (5/14) and surrendering one goal.

2010: Acquired by the Outlaws from the MLL Player Pool on Jan. 21, 2010, but did not appear in a game with Denver during the 2010 season.

COLLEGE

Brown was a three-year starter in goal for the Whittier College in Whittier, Calif.... Led the team to the 2009 NCAA Division III Championship with an 18-save performance... Posted 104 saves in 11 games as a sophomore... Nominated for All-America honors following his junior and senior seasons.

PERSONAL

Brown played for Team Colorado Lacrosse while attending East High School in Denver... Ben Brown was born on Jan. 21, 1987, in Denver.

Regular Season MLL Statistics

YR	TEAM	GP	MIN	W	L	SO	GA	2ptGA	GAA	SV	SV%
2011	Den.	1	3:59	0	0	0	1	0	15.06	0	.000
TOTALS		1	3:59	0	0	0	1	0	15.06	0	.000



Casey Cittadino

5-11 • 185 • 7th yr • Towson
 Midfield
 Born: Dec. 13, 1982, in Baldwin, N.Y.
 High School: Baldwin High School, Baldwin, N.Y.
 Drafted: 20th overall in the 2006 MLL Collegiate Draft
 Year with Outlaws: 7th

5

QUICKLY

- Earned All-American and All-Colonial Athletic Conference honors at Towson University
- Selected with the 20th overall pick in the 2006 MLL Draft by Denver

PRO

2011: Played five games before suffering a season-ending arm injury... Picked up two ground balls for the season.

2010: Cittadino matched a career high with 12 games played and scored a career-best two goals on five shots (3 on goal) for the Outlaws... Added one assist, to finish with three points... Picked up six ground balls.

2009: In his fourth season with Denver, Cittadino picked up five ground balls in eight appearances.

2008: Cittadino assisted on one goal to finish with one point for the Outlaws... Set a career high with 18 ground balls and six shots (3 on goal).

2007: Played 12 games for Denver netting one goal and one assist for two points on the season... Scooped up 15 ground balls and registered four shots (2 on goal).

2006: Appeared in 10 games as a rookie for the Outlaws, recording one assist, 15 ground balls and four shots (2 on goal)... Selected with the 20th overall pick in the 2006 MLL Draft by Denver.

COLLEGE

Cittadino earned honorable mention All-America honors as a senior at Towson University... Named first team All-Colonial Athletic Conference for the second consecutive year as a senior... Scored one goal and assisted on three others, finishing with four points... Ranked second on the team with 23 forced turnovers... Picked up 27 ground balls... Received the Jack Hart Unsung Hero Award... Earned first team All-CAA honors as a junior, ranking second on the team with 16 forced turnovers... Scored one goal and committed only one turnover on the season... Earned CAA Tournament MVP... Appeared in 15 games as a sophomore and scored one goal while registering 10 ground balls with six caused turnovers... Scored one goal on one shot as a freshman.

PERSONAL

Cittadino graduated with a degree in sports management... Brother, Josh, played lacrosse at Cortland University... Casey Cittadino was born Dec. 13, 1982, in Baldwin, N.Y.

Regular Season MLL Statistics

YEAR	TEAM	GP	G	2ptG	A	PTS	PIM	PPG	PPA	SHG	SHA	GWG	GB	S	SPCT	SOG	FO
2006	Den.	10	0	0	1	1	1.5	0	0	0	0	0	15	4	.000	2	0-0
2007	Den.	12	1	0	1	2	6	0	0	0	0	0	11	2	.500	2	0-2
2008	Den.	11	0	0	1	1	7	0	0	0	0	0	18	6	.000	3	0-0
2009	Den.	8	0	0	0	0	3.5	0	0	0	0	0	5	1	.000	0	0-0
2010	Den.	12	2	0	1	3	3	0	0	0	0	0	6	5	.400	3	0-0
2011	Den.	5	0	0	0	0	.5	0	0	0	0	0	2	4	.000	2	0-0
TOTALS		58	3	0	4	7	21.5	0	0	0	0	0	57	22	.136	12	0-2

Postseason MLL Statistics

YEAR	TEAM	GP	G	2ptG	A	PTS	PIM	PPG	PPA	SHG	SHA	GWG	GB	S	SPCT	SOG	FO
2006	Den.	2	2	0	0	2	0	0	0	0	0	0	3	3	.667	3	1-1
2007	Den.	1	0	0	1	1	0	0	0	0	0	0	0	0	.000	0	0-0
2008	Den.	2	0	0	0	0	1.5	0	0	0	0	0	2	0	.000	0	0-0
2009	Den.	1	1	0	0	1	0	0	0	0	0	0	1	1	1.000	1	0-0
2010	Den.	1	0	0	0	0	0	0	0	0	0	0	1	1	.000	1	0-0
TOTALS		7	3	0	1	4	1.5	0	0	0	0	0	7	5	.600	5	1-1



Long Ellis III

6-1 • 210 • 2nd yr • Princeton

Defense

Born: Dec. 8, 1988, in Darien, Conn.

High School: The Hotchkiss School., Lakevill, Conn.

Year with Outlaws: 1st

88

QUICKLY

- Two-time All Ivy League selection at Princeton

PRO

2011: Picked up three ground balls in three games for Long Island.

COLLEGE

2010- Second-team All-Ivy League selection ... led team with 19 caused turnovers despite missing two games due to injury ... named to the Ivy League tournament all-tournament team ... had two caused turnovers in both games against Cornell ... had four caused turnovers against Yale in the regular season ... had two caused turnovers against Penn ... held All-America attackmen Billy Bitter (North Carolina) and Stephen Boyle (Johns Hopkins) to one goal each ... had two caused turnovers and three ground balls against Hofstra ... had three caused turnovers against Manhattan ... listed as starter on defense, but can play defense or longstick midfield and played with a shortstick against Harvard ... missed games against Rutgers and Dartmouth with injury

2009- played defense, longstick midfield and shortstick defensive midfield... played longstick midfield and shortstick defensive midfield against Harvard... four ground balls and two caused turnovers against Syracuse... had three ground balls and a caused turnover against Yale... had game-winning goal in one game and assisted on game-winning goal in other game against English national team during team's trip to Spain and Ireland last June 2008 - Played mostly on man down situations as a fourth close defenseman.

PERSONAL

Lettered three times each in lacrosse and football... Team won Founders League championship senior year... All-Western Division I in lacrosse senior year... Son of Long and Catherine Ellis... Both parents are graduates of Williams... Father played football in college.

Regular Season MLL Statistics

YEAR	TEAM	GP	G	2ptG	A	PTS	PIM	PPG	PPA	SHG	SHA	GWG	GB	S	SPCT	SOG	FO
2011	L.I.	3	0	0	0	0	1	0	0	0	0	0	3	0	.000	0	0-0
TOTALS		3	0	0	0	0	1	0	0	0	0	0	3	0	.000	0	0-0



Adam Fullerton

6-0 • 188 • 5th yr • United States Military Academy

Goalie

Born: Feb. 6, 1985, in Elmira, N.Y.

High School: Liverpool High School, Liverpool, N.Y.

Drafted: 28th overall in the 2008 MLL Collegiate Draft

Year with Outlaws: 4th

4

QUICKLY

- Currently serving the U.S. Army in Afghanistan
- Played for Team USA in the 2010 World Games

PRO

2011: Inserted in goal for the fourth quarter of Denver's game at Bos. (5/21) on Military Appreciation Night in his final game before deploying for Afghanistan, Fullerton made two saves and picked up three ground balls, including a last-second interception to seal the team's 13-12 win.

2010: Appeared in four games with Denver, totaling 130:31 in net... Made 29 saves, while allowing 24 goals (.547)... Registered 11.95 goals against per game and finished with a 0-1 record.

2009: Played in three games with the Outlaws, registering a goals against average of 12.78... Made nine saves and allowed eight goals (.529)... Spent 37:34 in goal and finished 0-1 on the season... Played 1:30 during the playoffs.

2008: Made his MLL debut with Rochester and appeared in two games, totaling 68:33 in net... Made 20 saves and allowed 16 goals (.556) with a 14.00 GAA... Selected by Rochester with the 28th pick in the 2008 MLL Draft.

COLLEGE

As a senior, Fullerton was ranked the fifth-best goalie in the country by Inside Lacrosse and earned preseason All-American and All-Patriot League honorable mention honors... Finished his junior season ranked 10th in the nation with a 7.79 GAA and 15th with a .581 save percentage... Named Patriot League Goalie of the Year and first team all-conference... Started all 15 games and totaled eight games with at least 10 saves... Appeared in 15 games, all starts as a sophomore, finishing the season with an 8.29 GAA... Made 164 saves against 508 shots (.577) and led the team with 44 ground balls... Recorded double-digit saves in eight consecutive games... Made at least 10 saves in 11 contests... Led the Patriot League in save percentage (57.7%), saves (164) and saves per game (10.93)... Appeared in all 17 games and made 12 starts – both school records for a freshman goalie... Set a school record for longest consecutive winning streak by a freshman goalie and longest consecutive winning streak at the beginning of a career at seven... Ranked third on the squad in ground balls with 40... Finished 18th nationally with a save percentage of .576... Ranked second in the Patriot League in save percentage and third in goals-against average.

PERSONAL

Fullerton was a team captain at Liverpool High School in Liverpool, N.Y., where he was a second-team all-league and honorable mention All-Central New York performer for the Warriors... Named to all-star team at Top 205 Camp... Started playing lacrosse in the seventh grade... Also played football at Liverpool... Majored in leadership management... Has a twin brother, Patrick, who played attack for Army... The son of Kevin and Sue Fullerton, Adam Stewart Fullerton was born Feb. 6, 1985, in Elmira, N.Y.

Regular Season MLL Statistics

YR	TEAM	GP	MIN	W	L	SO	GA	2ptGA	GAA	SV	SV%
2008	Roc.	2	68:33	0	1	0	16	0	14.00	20	.556
2009	Den.	3	37:34	0	1	0	8	0	12.78	9	.529
2010	Den.	4	120:31	0	1	0	24	1	11.95	29	.547
2011	Den.	1	15:01	1	0	0	5	0	19.54	2	.286
TOTALS		10	240	1	3	0	53	1	13.25	60	.531

Postseason MLL Statistics

YEAR	TEAM	GP	MIN	W	L	SO	GA	2ptGA	GAA	SV	SV%
2008	Roc.	0	0:00	0	0	0	0	0	0.00	0	.000
2009	Den.	1	1:30	0	0	0	0	0	0.00	0	.000
2010	Den.	0	0:00	0	0	0	0	0	0.00	0	.000
TOTALS		1	1:30	0	0	0	0	0	0.00	0	.000



Steve Giannone

6-0 • 186 • 3rd yr • Virginia
 Midfield
 Born: Aug. 3, 1985, in Greenwich, Conn.
 High School: Millbrook School, Millbrook, N.Y.
 Drafted: 3rd overall in the 2009 MLL Supplemental Draft
 Year with Outlaws: 3rd

3

QUICKLY

- Two-time All-Atlantic Coast Conference Academic and All-ACC Honor Roll award recipient
- Three-time high school All-American at Millbrook School
- Selected by the Outlaws with the third pick in the 2009 MLL Supplemental Draft

PRO

2011: Scored two goals with one assist to finish with three points in three appearances with the Outlaws... Picked up five ground balls and fired six shots (4 on goal).

2010: Appeared in eight games as a rookie with Denver, scoring seven goals on 32 shots (24 on goal)... Added two assists to finish with nine points... Credited with one game-winning goal... Played one playoff game, registering one shot on goal.

COLLEGE

Giannone played 18 games as a senior at the University of Virginia, where he scored nine goals on 23 shots (.391) and picked up 13 ground balls... Scored one goal in the NCAA quarterfinals against Maryland... Netted 13 goals in 16 games as a junior... His 13 scores tied for 14th among Atlantic Coast Conference midfielders... Named to the All-ACC Academic team and the ACC Honor Roll for the second time... His 38 ground balls led all non-faceoff midfielders on the team... Played 17 games and led all ACC freshmen midfielders with 10 goals, which ranked fifth among all league rookies... Earned All-ACC Academic and ACC Honor Roll accolades.

PERSONAL

Giannone was a three-sport athlete at Millbrook School in Millbrook, N.Y., where he played lacrosse, ice hockey and soccer... Three-time All American in lacrosse and earned three first team all-league and offensive player of the year honors... Scored more than 100 points three times to become the school's all-time leader in points, goals and assists... Led his team to an undefeated record in league play and league championships in each of his last three years... Played on the first line in hockey for three years and earned all-league honors as a senior... Three-year starter on the soccer team and was voted team captain and MVP as a senior... Majored in sociology... Son of Ellie and Jeff Giannone... His mother played lacrosse at Pine Manor College, while his brother, Mike, played at Washington College... Steve Giannone was born on Aug. 3, 1985, in Greenwich, Conn.

Regular Season MLL Statistics

YEAR TEAM	GP	G	2ptG	A	PTS	PIM	PPG	PPA	SHG	SHA	GWG	GB	S	SPCT	SOG	FO
2010 Den.	8	7	0	2	9	1	0	0	0	0	1	13	32	.219	24	0-0
2011 Den.	3	2	0	1	3	.5	0	0	0	0	0	5	6	.333	4	0-0
TOTALS	11	9	0	3	12	1.5	0	0	0	0	1	18	38	.237	28	0-0

Postseason MLL Statistics

YEAR TEAM	GP	G	2ptG	A	PTS	PIM	PPG	PPA	SHG	SHA	GWG	GB	S	SPCT	SOG	FO
2010 Den.	1	0	0	0	0	0	0	0	0	0	0	0	1	.000	1	0-0
TOTALS	1	0	0	0	0	0	0	0	0	0	0	0	1	.000	1	0-0



Jordan Hendry

6-0 • 196 • 2nd • University of Denver
 Defense
 Born: July 27, 1986, Dammam, Saudi Arabia
 High School: Cherry Creek H.S., Greenwood Village, Colo.
 Drafted: Acquired via the MLL Player Pool in 2011
 Year with Outlaws: 2nd

37

QUICKLY

- Spent the 2008 and '09 seasons playing in the Western Lacrosse Association
- Played one season (2007) at the University of Massachusetts and one at the University of Denver (2010)

PRO

2011: Spent the 2011 season on the Outlaws Practice Squad.

2009: Appeared in two games for the Western Lacrosse Association's Burnaby Lakers, accumulating eight penalty minutes.

2008: Played 10 games for Burnaby, scoring two goals with one assist and serving 10 penalty minutes.

COLLEGE

Hendry began his collegiate career at the University of Massachusetts, before transferring to the University of Denver after his redshirt-freshman season... Played 14 games (0 starts) as a senior, assisting on one goal and collecting nine ground balls... Played 14 games at UMass as a redshirt freshman in 2007, appearing in 14 games (3 starts)... Assisted on one goal, picked up 10 ground balls and forced five turnovers... Granted a medical redshirt after breaking his leg prior to his freshman season.

PERSONAL

Hendry earned All-America honors at Cherry Creek High School in Greenwood Village, Colo.... Named first team all-state and all-conference as a senior... Selected to the *Denver Post* and the *Rocky Mountain News* All-Colorado teams... Named a Peak 200 and Top 205 All-Star... Also played for the hockey and football team... Has one brother, Brad... Grew up in South Africa before coming to the United States... The son of Lynne and Michael Hendry, Jordan Hendry was born on July 27, 1986, in Dammam, Saudi Arabia.

Regular Season WLA Statistics

YEAR TEAM	GP	G	A	PTS	PIM	PPG	PPA	SHG	SHA	GWG	S	SPCT
2008 Burnaby	10	2	1	3	10	0	0	0	0	0	3	.667
2009 Burnaby	2	0	0	0	8	0	0	0	0	0	0	.000
TOTALS	12	2	1	3	18	0	0	0	0	0	3	.667



Ryan Hoff

5-11 • 203 • 2nd yr • Notre Dame

Attack

Born: July 9, 1987, in Baldwin, Md.

High School: Dulaney High School, Cockeysville, Md.

Drafted: 17th overall in the 2009 MLL Collegiate Draft

Year with Outlaws: 1st

27

QUICKLY

- Had 146 collegiate career points for Notre Dame

PRO

2009: Drafted during the 2009 MLL Collegiate Draft by the Chicago Machine as the first pick in the third round, 17th overall pick.

COLLEGE

Two-time All-America honoree ... named to the all-Great Western Lacrosse League first team three times ... played in a school-record 63 career games, including 60 starts ... finished his career second in Notre Dame history with 134 goals ... 146 career points on 134 goals and 12 assists ... 77 ground balls ... four-time monogram winner ... led the Irish in goals during his final three seasons ... second player in program history to record back-to-back 40-goal seasons ... led Notre Dame with 40 goals during his sophomore campaign and had 41 as a junior

PERSONAL

Earned four letters for lacrosse and three for football at Dulaney High School... Graduated from Notre Dame's Mendoza College of Business with a marketing degree.

DID YOU KNOW?

Goalie Adam Fullerton and Midfielder Justin Bokmeyer were teammates and co-captains at the U.S. Military Academy (West Point). Bokmeyer returned to lacrosse in 2011 after spending one year serving the United States Army in Iraq. Fullerton is serving the Army in Afghanistan as the Outlaws begin their 2012 season. Both are based out of Fort Carson in Colorado Springs, Colo.



Steve Holmes

6-0 • 200 • 6th yr • Virginia

Defense

Born: Nov. 25, 1982, in Chestnut Hill, Pa.

High School: Germantown Academy, Fort Washington, Pa.

Drafted: 22nd overall in the 2006 MLL Collegiate Draft

Year with Outlaws: 2nd

8

QUICKLY

- Drafted in the sixth round of the 2007 NLL draft by the San Jose Stealth
- Originally entered the MLL as the 22nd overall selection in the 2006 MLL Draft by the San Francisco Dragons

PRO

2011: After missing the 2010 season, Holmes scored twice and assisted on another to finish with three points in 10 games with the Outlaws... Picked up 13 ground balls on the year.

2009: Played three games with the MLL's Chicago Machine in which he picked up four ground balls.

2008: Appeared in 11 games with the San Francisco Dragons, scoring two goals on seven shots (5 on goal) and adding three assists for five total points... Picked up 16 ground balls on the year.

2007: Played in a career-high 12 games with San Francisco... Assisted on one goal while adding 36 ground balls, which ranked fourth on the team.

2006: Scored three goals in nine games with San Francisco in his rookie MLL season... Posted one assist to finish with four points on the season... Scooped up 15 ground balls and unleashed eight shots (7 on goal)... Registered two ground balls in the Dragons' playoff contest... Selected by San Francisco with the 22nd overall pick of the 2006 MLL Draft.

COLLEGE

A two-sport athlete at the University of Virginia, Holmes also played football as a freshman... Earned honorable mention All-American honors and was a team captain as a senior... Led the Virginia defense with 43 ground balls... Played in all 13 games, starting the last 12 as a sophomore... Led the team's longstickmen with 45 ground balls, which ranked third in the Atlantic Coast Conference... Started every game as a freshman, one of only nine ACC defensemen to do so... His 41 ground balls ranked third among team's long sticks and fifth in the ACC.

PERSONAL


Holmes was a two-sport standout in lacrosse and football at Germantown Academy in Fort Washington, Pa... Earned All-America honors as a senior and was named First Team All-State as a junior and senior... Collected four letters in football as a quarterback and wide receiver... Voted first team All-League three times and was a two-time first team All-City selection in football... Holds the school's career and single-season receiving record... Has a younger sister, Kristyn... The son of Joy and Tony, Steve Holmes was born on Nov. 25, 1982, in Chestnut Hill, Pa.

Regular Season MLL Statistics

YEAR TEAM	GP	G	2ptG	A	PTS	PIM	PPG	PPA	SHG	SHA	GWG	GB	S	SPCT	SOG	FO
2006 S.F.	9	3	0	1	4	3.5	0	0	0	0	0	15	8	.375	7	0-2
2007 S.F.	12	0	0	1	1	6	0	0	0	0	0	36	5	.000	2	0-0
2008 S.F.	11	2	0	3	5	2	0	0	0	0	0	16	7	.286	5	1-1
2009 Chi.	3	0	0	0	0	4	0	0	0	0	0	4	2	.000	0	0-0
2010 Den.	10	2	0	1	3	2	0	0	0	0	0	13	5	.400	5	0-0
2011 Den.	10	2	0	1	3	2	0	0	0	0	0	13	5	.400	5	0-0
TOTALS	45	7	0	6	13	17.5	0	0	0	0	0	84	27	.259	19	1-3

Postseason MLL Statistics

YEAR TEAM	GP	G	2ptG	A	PTS	PIM	PPG	PPA	SHG	SHA	GWG	GB	S	SPCT	SOG	FO
2006 S.F.	1	0	0	0	0	0	0	0	0	0	0	2	0	.000	0	0-0
TOTALS	1	0	0	0	0	0	0	0	0	0	0	2	0	.000	0	0-0



Terry Kimener

6-2 • 180 • 5th yr • Maryland-Baltimore County
Midfield
Born: Dec. 1, 1984, in Oakton, Va.
High School: Oakton High School, Vienna, Va.
Drafted: 8th overall in the 2008 MLL Collegiate Draft
Year with Outlaws: 2nd

16

QUICKLY

- Became the third player drafted into the MLL from the University of Maryland Baltimore County
- Two-time first team All-America East Conference selection and All-America honoree at UMBC
- Drafted in the first round (3rd overall) by the Outlaws in the 2010 MLL Supplemental Draft

PRO

2011: Netted six goals with five assists to finish with 11 points in six games with Denver... Earned Bud Light Player of the Game honors after finishing with three goals on three shots, including the game-winner in Denver's 13-12 win at Bos. (5/21)... Scored the game-winning goal at L.I. (8/6) and finished tied for the team lead with two game-winning goals on the year... Tallied one goal on two shots in the Outlaws' MLL Semifinal game vs. Ham. (8/27).

2010: Played two games with Toronto, scoring one goal and picking up one ground ball after starting the season with Chicago... Appeared in eight games with the Machine, where he netted five goals, including one from two-point distance... Added five assists to finish with 11 points along with six ground balls.

2009: Participated in 11 games with Chicago, registering eight goals and five assists (13 pts.)... Set career highs in goals, points and ground balls (13).

2008: Ranked fourth on Chicago with 16 goals and added six assists (22 pts.) in nine games as a rookie.

COLLEGE

Kimener was a two-time first team All-America East Conference selection and All-America honoree at the University of Maryland Baltimore County... Named America East Player of the Year as a senior... Earned America East tournament MVP honors during his senior season.

PERSONAL

Kimener earned consecutive first team all-district and all-region honors at Oakton High School in Vienna, Va., before finishing his career at Bridgton Academy in North Bridgton, Maine... Named honorable mention all-area during his final two seasons... Helped his team to the state championship as a senior... Majored in American Studies... The son of Carol and John, Terry Kimener was born Dec. 1, 1984, in Oakton, Va.

Regular Season MLL Statistics

YEAR TEAM	GP	G	2ptG	A	PTS	PIM	PPG	PPA	SHG	SHA	GWG	GB	S	SPCT	SOG	FO
2008 Chi.	9	16	0	6	22	0	4	0	0	0	0	8	35	.457	24	0-0
2009 Chi.	11	8	0	5	13	1	0	0	0	0	0	13	20	.400	16	0-0
2010 Tor.	2	1	0	0	1	1	0	0	0	0	0	1	7	.143	3	0-0
2010 Chi.	8	5	1	5	11	1	1	2	0	0	0	6	18	.278	10	0-0
2011 Den.	6	6	0	5	11	.5	0	0	0	0	2	6	21	.286	14	0-0
TOTALS	36	36	1	21	58	3.5	5	2	0	0	2	34	101	.356	67	0-0

Postseason MLL Statistics

YEAR TEAM	GP	G	2ptG	A	PTS	PIM	PPG	PPA	SHG	SHA	GWG	GB	S	SPCT	SOG	FO
2011 Den.	1	1	0	0	1	0	0	0	0	0	0	0	2	.500	1	0-0
TOTALS	1	1	0	0	1	0	0	0	0	0	0	0	2	.500	1	0-0



Andrew Lay

6-3 • 200 • 2nd yr • Denver
Midfield
Born: April 28, 1989, in Denver
High School: East High School, Denver
Drafted: 39th overall in the 2011 MLL Collegiate Draft
Year with Outlaws: 2nd

9

QUICKLY

- Drafted by the Outlaws in the 2011 MLL Collegiate Draft

PRO

2011: Selected with the 39th overall pick in the 2011 MLL Collegiate Draft and appeared in one game for Denver.

COLLEGE

Saw action in 53 games for the University of Denver over his four-year career... Recorded 34 goals and 16 assists for a total of 50 points... Finished with a career 53.4 shot on goal percentage... Recorded three game-winning goals and nine man-up goals... Grabbed 32 ground balls and caused three turnovers... Ranked seventh all-time in DU's Division I career record books for man-up goals and tied for sixth in game-winning goals... Member of the first class to make a Final Four appearance in the NCAA Tournament.

PERSONAL


First-Team All-State midfielder for Denver East H.S. in 2007... Selected as one of the Rocky Mountain News' Ten Players to Watch for 2007... Named Denver Athletic Club Athlete of the Year in 2007... As a four-year letterman, was the leading scorer for Denver East's state runner-up team in 2006... Graduated from DU with a degree in Marketing.

Regular Season MLL Statistics

YEAR TEAM	GP	G	2ptG	A	PTS	PIM	PPG	PPA	SHG	SHA	GWG	GB	S	SPCT	SOG	FO
2011 Den.	1	0	0	0	0	0	0	0	0	0	0	0	0	.000	0	0-0
TOTALS	1	0	0	0	0	0	0	0	0	0	0	0	0	.000	0	0-0

DID YOU KNOW?

Seven Outlaws players earned MLL All-Star selections in 2011: defenseman Eric Martin, attackman Brendan Mundorf, midfielder Peet Poillon, goalie Jesse Schwartzman, midfielder Max Seibald, attackman Drew Westervelt and defenseman Lee Zink.



Chris Mattes

6-2 • 195 • R • Rutgers
 Midfield
 Born: May 12, 1988, in Westfield, Va.
 High School: Norfolk Academy, Norfolk, Va.
 Drafted: 46th overall in the 2011 MLL Supplemental Draft
 Year with Outlaws: 1st

65

QUICKLY

- A faceoff specialist who played under Outlaws Head Coach Jim Stagnitta at Rutgers
- Earned USILA All-America honors as a senior

COLLEGE

Played under Outlaws Head Coach Jim Stagnitta at Rutgers, where he earned Honorable Mention All-America honors as a senior... A First-Team All Big East honoree, Mattes lead the conference with a .635 winning percentage on faceoffs (160-252) during his senior season... Led Rutgers with 61 ground balls and scored one goal with four assists during his final season with the Scarlet Knights... Won 114-of-217 draws (.525 pct.) his junior season, in which he also scored one goal with one assist and led the team with 59 ground balls... Won 69-of-115 draws (.600 pct.) as a sophomore and ranked fourth on the team with 30 ground balls.

PERSONAL

A four year starter in both lacrosse and soccer at Westfield High School, he set school records in ground balls and earned First-Team All-State, All-Area and All-Division honors... Also earned First-Team All-State and All-County for soccer... Was a team captain for both lacrosse and soccer teams as a senior... Majored in sports management... Has one sister... The son of Ray and Sue, Chris Mattes was born on May 12, 1988 in Westfield, Va.

DID YOU KNOW?

Outlaws attackman Brendan Mundorf tied for the league lead with 30 goals in 2011. He earned three MLL Offensive Player of the Week awards, which led all players last season. Mundorf earned All-Pro honors in recognition of his standout season.



Eric Martin

6-2 • 205 • 8th yr • Salisbury State
 Midfield
 Born: Nov. 12, 1981, in Norfolk, Va.
 High School: Norfolk Academy, Norfolk, Va.
 Drafted: 20th overall in the 2004 MLL Collegiate Draft
 Year with Outlaws: 4th

55

QUICKLY

- Four-time MLL All-Star (2007, 08, 10, 11)
- Two-time All-American at Salisbury State, where he won the NCAA Division III National Player of the Year

PRO

2011: Selected to his fourth MLL All-Star Game and finished the year with 24 ground balls and one goal in six games before a collarbone injury ended his season.

2010: Earned his third All-Star selection and scored three goals with two assists (5 pts.) in 10 games with the Outlaws... Scored one shorthanded goal and ranked second on the team with 37 ground balls... Collected one ground ball in one postseason appearance.

2009: Played seven games, registering 19 ground balls in his first season with Denver... Recorded six ground balls in two playoff games... Netted six goals and 12 assists (18 pts.) in 12 games with the NLL's San Jose Stealth... Led the team with 100 loose balls... Contributed two goals, three assists (5 pts.) and 24 loose balls in two playoff games.

2008: Scored three goals to go with three assists (6 pts.) in 12 games as a team co-captain for San Francisco... Selected to the 2008 MLL All-Star Game... Ranked second on the team and 10th in the league with 53 ground balls, marking his third consecutive season with 50+ground balls... Netted four goals and picked up seven ground balls in one playoff appearance... Totaled 19 points (9 goals, 10 assists) in 16 games with the Stealth... Ranked fourth in the league with 151 loose balls... Collected seven loose balls in one postseason contest.

2007: Set a career high with six goals, including two 2-pointers and added one assist to finish with a career-best nine points in 12 games for the Dragons... Earned his first MLL All-Star selection... Paced the team and ranked ninth in the league with 65 ground balls and was credited with one game-winning goal... Paced the team with 151 loose balls, ranking fourth in the league in that category... Assisted on 14 goals in 16 appearances for San Jose and ranked sixth in the league with 132 loose balls... Posted two assists and 19 loose balls in two playoff appearances.

2006: Appeared in 12 games with San Francisco, totaling four goals, including one from two-point range, and two assists (7 pts.)... Led the team and ranked seventh in the league with 55 ground balls... Picked up six ground balls in one playoff contest... Totaled one goal and 11 assists (12 pts.) in 15 games for the Stealth... Led the team and finished 11th in the league with 112 loose balls... Acquired by San Francisco via trade with Rochester on April 21.

2005: Tied for seventh in the league with 49 ground balls in 12 appearances with Rochester... Added one goal on two shots... Appeared in one playoff game... Assisted on three goals in 16 appearances with San Jose.



2004: Played six games, totaling 12 ground balls in his rookie season with Rochester... Drafted by the Rattlers with the 20th pick in the 2004 MLL Collegiate Draft and by San Jose with the 12th choice in the 2004 NLL Entry Draft.

COLLEGE

Martin played four seasons at Salisbury State University in Salisbury, Md., where he was a two-time first team All-American... Selected as the NCAA Division III National Player of the Year as a senior and was named the Division III Defenseman of the Year in both his junior and senior seasons... Earned the Capital Athletic Conference Player of the Year Award in 2004 and was named to the all-conference team from 2002-04.

PERSONAL

Martin attended Norfolk Academy in Norfolk, Va.... He has worked as the defensive coordinator for the men's lacrosse team at Notre Dame de Namur University in Belmont, Calif. and has also coached the men's varsity lacrosse team at Branson Prep High School in Marin, Calif.... Earned Bachelor's degree in marketing... Co-founded and runs One City Lacrosse, a non-profit organization dedicated to introducing a new sport to inner-city youth... He currently works as the Western sales consultant for Gait / deBeer Lacrosse... Hobbies include surfing and biking... Eric Martin was born on Nov. 12, 1981 in Norfolk, Va.

Regular Season MLL Statistics

YEAR TEAM	GP	G	2ptG	A	PTS	PIM	PPG	PPA	SHG	SHA	GWG	GB	S	SPCT	SOG	FO
2004 Roc.	6	0	0	0	0	0	0	0	0	0	0	12	0	.000	0	0-0
2005 Roc.	12	1	0	0	1	11	0	0	0	0	0	49	2	.500	2	0-0
2006 S.F.	12	4	1	2	7	10	0	0	0	0	0	55	15	.267	8	0-0
2007 S.F.	12	6	2	1	9	10.5	0	0	0	0	1	65	13	.462	10	1-2
2008 S.F.	12	3	0	3	6	16	0	0	0	0	0	53	14	.214	9	0-0
2009 Den.	7	0	0	0	0	7	0	0	0	0	0	19	7	.000	4	0-0
2010 Den.	10	3	0	2	5	16	0	0	1	0	0	37	8	.375	6	0-0
2011 Den.	6	1	0	0	1	9	0	0	0	0	0	24	3	.333	1	0-0
TOTALS	71	18	3	8	29	79.5	0	0	1	0	1	302	62	.290	40	1-2

Postseason MLL Statistics

YEAR TEAM	GP	G	2ptG	A	PTS	PIM	PPG	PPA	SHG	SHA	GWG	GB	S	SPCT	SOG	FO
2005 Roc.	1	0	0	0	0	0	0	0	0	0	0	0	0	.000	0	0-0
2006 S.F.	1	0	0	0	0	0	0	0	0	0	0	6	0	.000	0	0-0
2008 S.F.	1	4	0	0	4	0	0	0	0	0	0	7	7	.571	5	0-0
2009 Den.	2	0	0	0	0	2	0	0	0	0	0	6	1	.000	1	0-0
2010 Den.	1	0	0	0	0	2	0	0	0	0	0	1	0	.000	0	0-0
TOTALS	6	4	0	0	4	4	0	0	0	0	0	20	8	.500	6	0-0

DID YOU KNOW?

Outlaws attackman Brendan Mundorf set a new franchise record for points in a game, finishing with six goals and four assists vs. Hamilton on May 14, 2011.



Jordan McBride

6-0 • 205 • 2nd yr • Stony Brook

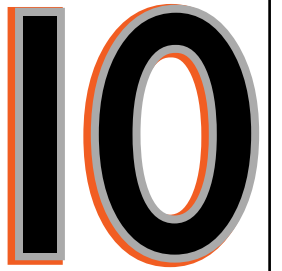
Defense

Born: Oct. 2, 1986, in New Westminster, B. C.

High School: New Westminster Secondary School, New Westminster, B.C.

Drafted: 14th overall in the 2011 MLL Collegiate Draft

Year with Outlaws: 1st



QUICKLY

- Played for Scotland at the 2010 World Championships
- Acquired by the Outlaws through a trade made prior to the 2012 Supplemental Draft

PRO

2011: Drafted by Rochester with the 14th choice in the 2011 MLL Collegiate Draft... Played seven games for the Rattlers, scoring 16 goals and adding three assists with eight ground balls as a rookie.

COLLEGE

Three-time All-American at Stony Brook, where he was a team captain during his final season... Named America East Honor Roll recipient in 2010... Four-Time First-Team All-America East award winner... Became the first player to score 40-plus goals in three consecutive season and became the school's all-time leading goal scorer prior to his senior season... Finished his career with 175 goals and 34 assists (209 pts.) in 60 games with 90 ground balls during his four-year career... Scored 10 goals in one game as a freshman, which was one shy of the NCAA record on his way to earning American East Freshman of the Year honors.

PERSONAL

Graduated in 2004 from New Westminster Secondary School... Plays in the NLL for the Colorado Mammoth... Second-round (13th overall) selection in the 2011 NLL Entry Draft... Played four seasons of Senior A lacrosse for the New Westminster Salmonbellies... The son of Martin and Connie, Jordan McBride was born on Oct. 2, 1986 in New Westminster, B.C.

Regular Season MLL Statistics

YEAR TEAM	GP	G	2ptG	A	PTS	PIM	PPG	PPA	SHG	SHA	GWG	GB	S	SPCT	SOG	FO
2011 Roc.	7	16	0	3	19	0	2	1	0	0	0	8	38	.421	26	0-0
TOTALS	7	16	0	3	19	0	2	1	0	0	0	8	38	.421	26	0-0



Sean McCarthy

6-1 • 200 • 7th yr • Hofstra

Defense

Born: Aug. 8, 1983, in Hicksville, N.Y.

High School: Hicksville High School, Hicksville, N.Y.

Drafted: 43rd overall in the 2006 MLL Collegiate Draft

Year with Outlaws: 7th

47

QUICKLY

- Honorable mention All-American at Hofstra

PRO

2011: Picked up three ground balls in four games for the Outlaws.

2010: Played three games for Denver and registered six ground balls.

2009: Appeared in five games with the Outlaws, scoring one goal on one shot and picking up four ground balls.

2007: Played 11 games with Denver and netted his first career goal, to go with a career-best 24 ground balls.

2006: Made his MLL debut with Denver and recorded one shot to go with one ground ball... Picked up three ground balls in one playoff game... Drafted by Denver with the 43rd selection in the 2006 MLL Collegiate Draft.

COLLEGE

Earned honorable mention All-America honors as a senior at Hofstra, where he played his final two seasons after transferring from Nassau Community College in Garden City, N.Y.... Named to NJCAA All-America Team as a sophomore.

PERSONAL

Graduated from Hicksville High School in Hicksville, N.Y., where he lettered in lacrosse and football...Has three sisters, including twin sister Cynthia, who played softball and basketball at New York Tech... Hobbies include surfing and reading... Began playing lacrosse at Age 10... Coaches the Denver East High School varsity men's lacrosse team... Sean McCarthy was born on Aug. 8, 1983, in Hicksville, N.Y.

Regular Season MLL Statistics

YEAR TEAM	GP	G	2ptG	A	PTS	PIM	PPG	PPA	SHG	SHA	GWG	GB	S	SPCT	SOG	FO
2006 Den.	1	0	0	0	0	0	0	0	0	0	0	1	1	.000	0	0-0
2007 Den.	11	1	0	0	1	1.5	0	0	0	0	0	24	4	.250	4	0-0
2009 Den.	5	1	0	0	1	1.5	0	0	0	0	0	4	1	1.000	1	0-0
2010 Den.	3	0	0	0	0	1	0	0	0	0	0	6	0	.000	0	0-0
2011 Den.	4	0	0	0	0	0	0	0	0	0	0	3	0	.000	0	0-0
TOTALS	24	2	0	0	2	4	0	0	0	0	0	38	6	.333	5	0-0

Postseason MLL Statistics

YEAR TEAM	GP	G	2ptG	A	PTS	PIM	PPG	PPA	SHG	SHA	GWG	GB	S	SPCT	SOG	FO
2006 Den.	1	0	0	0	0	.5	0	0	0	0	0	3	0	.000	0	0-0
2007 Den.	1	0	0	0	0	0	0	0	0	0	0	0	0	.000	0	0-0
2011 Den.	1	0	0	0	0	0	0	0	0	0	0	0	0	.000	0	0-0
TOTALS	3	0	0	0	0	.5	0	0	0	0	0	3	0	.000	0	0-0



Kyle McGrath

6-0 • 203 • R • Gettysburg

Midfield

Born: Dec. 7, 1987, in Randolph, N.J.

High School: Hicksville High School, Hicksville, N.Y.

Drafted: 43rd overall in the 2006 MLL Collegiate Draft

Year with Outlaws: 1st

24

QUICKLY

- First Team Preseason All-American at Gettysburg

COLLEGE

Totaled 96 goals with 41 assists (137 pts.) which ties for 20th in school history... Named to All-Centennial Conference Second Team following the 2009 season in which he posted 15 goals with six assist in the regular season as well as 16 goals with four assists in six postseason contests... His 96 goals rank 14th in school annals... McGrath played 75 games for Gettysburg, which ties for second most in the school's history and is just two games shy of the school's record.

PERSONAL

A multi-sport athlete at Randolph High School, where he ran cross country and indoor track in addition to playing football and lacrosse during his career...Helped his lacrosse team to a New Jersey Group III state championship... The son of James and Bobbie, Kyle McGrath was born on Dec. 7, 1987 in Randolph, N.J.

DID YOU KNOW?

The Outlaws set a single-season MLL record in 2011, allowing just 123 goals to opponents. That figure shattered the previous record of 136 goals against set by Philadelphia in 2006.



Peter Mezzanotte

6-1 • 186 • 2nd yr • Towson
Midfield
Born: April 6, 1988, in West Islip, N.Y.
High School: West Islip High School, West Islip, N.Y.
Drafted: 41st overall in the 2011 MLL Collegiate Draft
Year with Outlaws: 1st

32

QUICKLY

- Earned Towson University's Jack Hart Unsung Hero for men's sports

PRO

2011: Selected 41st overall in the 2011 MLL Collegiate Draft by Long Island... Played three games for the Lizards.

COLLEGE

As co-captain his senior year at Towson University, he led the team with 30 caused turnovers, while ranking second with 47 ground balls... A three-year letter winner for the Tigers, played in 46 career games and scored five goals with three assists.... Recorded 91 ground balls with 71 caused turnovers... USILA North-South All-Star Participant 2011... CAA All Tournament Team 2010... Towson University Jack Hart Unsung Hero 2010.

PERSONAL

Mezzanotte was a three-sport athlete at West Islip High School who also ran track and played football... Led high school lacrosse team to 2006 state championship... Member of the three-time Long Island championship team... Earned All-County honors in track and lacrosse... Scored 35 goals with 45 assists... Recorded 210 tackles for Lions football team and was selected as All-Long Island in football... Recorded height of 6 feet, 6 inches in high jump... The son of Vincent and Aida, Peter Mezzanotte was born on April 6, 1988 in West Islip, N.Y.

Regular Season MLL Statistics

YEAR TEAM	GP	G	2ptG	A	PTS	PIM	PPG	PPA	SHG	SHA	GWG	GB	S	SPCT	SOG	FO
2011 L.I.	3	0	0	0	0	0	0	0	0	0	0	0	0	.000	0	0-0
TOTALS	3	0	0	0	0	0	0	0	0	0	0	0	0	.000	0	0-0

DID YOU KNOW?

Outlaws attackman Brendan Mundorf enjoyed playing against Hamilton in 2011. In two regular-season contests against the Nationals, Mundorf totaled 18 points -- 10 goals and eight assists. The Outlaws won both games behind his strong individual performances and Mundorf was named the Bud Light Player of the Game after both.



Brendan Mundorf

5-11 • 195 • 7th yr • Maryland-Baltimore County
Attack
Born: July 27, 1984, in Ellicott City, Md.
High School: Mount Saint Joseph High School, Baltimore
Drafted: 21st overall in the 2006 MLL Collegiate Draft
Year with Outlaws: 7th

2

QUICKLY

- Enters 2012 as the franchise leader in career points (247) and goals (174), while ranking second in assists (73)
- Five-time MLL All Star and two-time All-MLL honoree
- Six-time MLL Player of the Week Award winner (5 offensive / 1 rookie of the week)
- Played in the 2006 and '10 World Lacrosse Championships

PRO

2011: Earned his fifth MLL All-Star selection and second All-MLL honor after tying for the league lead with 30 goals... Tied for fifth in the league with 15 assists and finished third in the league with 45 points... Led the team in goals, assists and points... Picked up the second-most ground balls among all attackman (23)... Set a franchise record with 10 points vs. Ham., 5/14/11, finishing the game with six goals and four assists... Totaled eight points that tied for third in team annals in two games, at Ham. (6/18) - four goals and four assists and at Che. (8/13) - five goals and three assists... His two four-assist games tie for third on the franchise's single-game record list... Earned MLL Offensive Player of the Week after weeks 1, 5 and 12, joining league MVP Paul Rabil as the only players to win the award multiple times in 2011.

2010: Played 11 games with the Outlaws, and tied for the team lead with 22 goals on a team-high 83 shots (38 on goal)... Added 16 assists to finish with a team-best 38 points... Scored four power-play goals, netted two game-winning goals and picked up 15 ground balls... Earned MLL Offensive Player of the Week honors after scoring four goals and adding one assist vs. Chicago (8/7).

2009: Appeared in 12 games with Denver and led the team with 34 goals on 75 shots (49 on goal) and added 10 assists... Ranked second on the team and tied for fourth in the league with 44 points... Added 15 ground balls... Named Bud Light MVP Honoree of the Week four times... Earned MLL Offensive Player of the Week honors on May 26... Named to his third MLL All Star Game... Played 16 games for the New York Titans of the NLL, scoring 28 goals with 31 assists to finish with 59 points... Tallied 15 points (8 goals, 7 Ast.) in postseason play, including one game-winner.

2008: Played 12 games and paced the Outlaws with 30 goals on 83 shots (52 on goal)... Added 14 assists and finished second on the team and seventh in the league with 44 points... Participated in his second MLL All-Star Game... Scored 23 goals and assisted on 23 more, totaling 46 points in 13 games for the Titans... Scored four goals and added three assists in two playoff games for New York.

2007: Appeared in 12 games with Denver, finishing with 36 goals and 11 assists (47 pts.)... His 36 goals led the team and tied for second in the league, while his point total led the team and tied for sixth in the league... Turned in an eight-point performance (5 goals, 3 ast.) vs. Los Angeles (6/9)... Earned MVP honors in the Independence Day game with 5 goals and 1 assist vs. Chicago (7/4)... Made his NLL debut with the New York Titans, scoring 23 goals and posting 21 assists.



2006: Played nine games with the Outlaws as a rookie, ranking fourth on the club with 22 goals on 75 shots (51 on goal)... Posted seven assists to finish with 29 points, which ranked sixth on the team... Picked up 21 groundballs... Named Cascade MLL Rookie of the Week for the six goals he scored vs. San Francisco (6/24)... Drafted by Denver 21st overall in the 2006 MLL Collegiate Draft.

COLLEGE

As a senior, Mundorf ranked ninth nationally in points per game (3.80) and moved into 12th place on the University of Maryland-Baltimore County all-time scoring list with 137 points (84 G, 53 A)... Ranks fifth all-time amongst UMBC's Division-I scorers, and his 57-point, single-season total was the 13th-best in school history... Finished third in the America East Conference in points per game, third in assists per game and fourth in points per outing... Became the UMBC's first USILA All-American (honorable mention) since 2000... Was the first UMBC athlete in any sport to earn Player of the Year honors in the America East Conference... Scored at least four points in UMBC's first seven games... Netted three goals and added an assist in opener vs. national runner-up Duke... Set a season high in goals (5) and points (8) against Canisius... Recorded back-to-back five-point efforts at Maryland (2-3-5) and in the America East opener vs. Vermont (3-2-5)... Contributed a career high five assists (2-5-7) in a win over Quinnipiac... Scored 33 goals and added 15 assists as a junior to finish with 49 points... Finished second in the America East Conference and 15th nationally in both goals and points... Tied for the team lead with five extra-man goals and led the squad with a pair of game-winning goals (Quinnipiac, Loyola)... Scored four goals vs. Delaware, and three each vs. Hartford, Quinnipiac, Vermont, and Albany (playoffs)... On April 21 vs. Loyola, he set career bests in goals (7) and points (9)... Totaled 22 goals with 11 assists for 33 total points... Registered the most points by a UMBC first-year player since 1997... Scored in his first eight collegiate games... Recorded his first four-goal game in a 14-7 win over Dartmouth and was credited with the game-winning goal in that contest.

PERSONAL


Mundorf attended Mount Saint Joseph High School in Baltimore... Earned FIL All-World Team honors after the United States defeated Canada to claim the 2010 World Championships... Played for Australia during the 2006 World Lacrosse Championships... Murdorf's pregame ritual includes eating a peanut butter sandwich... Brendan Mundorf was born on July 27, 1984, in Ellicott City, Md.

Regular Season MLL Statistics

YEAR TEAM	GP	G	2ptG	A	PTS	PIM	PPG	PPA	SHG	SHA	GWG	GB	S	SPCT	SOG	FO
2006 Den.	9	22	0	7	29	0	1	2	0	0	2	21	75	.293	51	0-0
2007 Den.	12	36	0	11	47	3.5	0	0	0	0	2	20	85	.424	56	0-0
2008 Den.	12	30	0	14	44	3	1	3	0	2	0	15	83	.361	52	0-0
2009 Den.	12	34	0	10	44	1	0	3	0	0	0	15	75	.453	49	0-0
2010 Den.	11	22	0	16	38	4	4	5	1	0	2	15	83	.265	38	0-0
2011 Den.	11	30	0	15	45	6	1	6	3	0	0	23	89	.337	55	0-0
TOTALS	67	174	0	73	247	17.5	7	19	4	2	6	109	490	.355	301	0-0

Postseason MLL Statistics

YEAR TEAM	GP	G	2ptG	A	PTS	PIM	PPG	PPA	SHG	SHA	GWG	GB	S	SPCT	SOG	FO
2006 Den.	2	9	0	2	11	0	0	0	0	0	0	5	15	.600	14	0-0
2007 Den.	1	3	0	1	4	.5	1	0	0	0	0	1	7	.429	6	0-0
2008 Den.	2	1	0	0	1	0	1	0	0	0	0	4	14	.071	7	0-0
2009 Den.	2	6	0	2	8	.5	1	1	0	0	0	4	15	.400	8	0-0
2010 Den.	1	2	0	0	2	0	0	0	0	0	0	0	4	.500	2	0-0
2011 Den.	1	1	0	1	2	1	0	0	0	0	0	1	5	.200	2	0-0
TOTALS	9	22	0	6	28	2	3	1	0	0	0	15	60	.367	39	0-0



Chris O'Dougherty

6-1 • 200 • 4th yr • Rutgers
 Defense
 Born: Oct. 26, 1986, in Kinnelon, N.J.
 High School: Seton Hall Prep in West Orange, N.J.
 Drafted: 31st overall in the 2009 MLL Collegiate Draft
 Year with Outlaws: 3rd

QUICKLY

- Acquired via trade on April 24, 2012 in exchange for defenseman Steve Dircks
- Played two seasons (2009-10) with the Outlaws after the team drafted him 31st overall in the 2009 MLL Draft

PRO

2011: Selected with the 60th overall pick in 2011 MLL Supplemental Draft by Chesapeake, but did not appear in a game.

2010: Picked up three ground balls in four games for the Outlaws.

2009: Drafted 31st overall in the 2009 MLL Collegiate Draft by Denver and appeared in one contest for the Outlaws.

COLLEGE

2009: Selected to the 2009 Preseason All-ECAC Team. Started in all 15 games for Rutgers and had 42 groundballs.

2008: Named First Team All-ECAC. Won the William Miller Trophy as the team's MVP. One of only four Scarlet Knights to start all 13 games during the 2008 season. Anchored a defense that ranked nationally in the top 30 in both scoring defense and man-down defense. Third on the team with 30 ground balls. Caused six turnovers, fourth best on the squad. Named to the ECAC Honor Roll on March 31. Named an Inside Lacrosse Preseason Third Team All-American. 2008 Preseason All-ECAC Team. Named to Face-off Yearbook's Preseason All-Conference team.

2007: Second Team All-ECAC selection. Anchored one of the best defensive units in the ECAC. Started all 13 games for the Scarlet Knights. Tied for the team-lead with four caused turnovers. Fourth on the team with 30 groundballs. Named ECAC Defensive Player of the Week on April 10, 2007.

2006: Started 12 games and appeared in 13 as a freshman

PERSONAL

O'Dougherty began his lacrosse career at Seton Hall prep where he served as team captain for two seasons... During his senior season in 2005 he was a first team all-state selection, All-American selection and also was voted team MVP... Chris O'Dougherty was born on Oct. 26, 1968 in Kinnelon, N.J.

Regular Season MLL Statistics

YEAR TEAM	GP	G	2ptG	A	PTS	PIM	PPG	PPA	SHG	SHA	GWG	GB	S	SPCT	SOG	FO
2009 Den.	1	0	0	0	0	0	0	0	0	0	0	0	0	.000	0	0-0
2010 Den.	4	0	0	0	0	.5	0	0	0	0	0	3	0	.000	0	0-0
2011 Che.	0	0	0	0	0	0	0	0	0	0	0	0	0	.000	0	0-0
TOTALS	5	0	0	0	0	0.5	0	0	0	0	0	3	0	.000	0	0-0



Jarett Park

6-1 • 205 • 8th yr • Syracuse

Defense

Born: Oct. 25, 1982, in Otisco, N.Y.

High School: Christian Brothers Academy, DeWitt, N.Y.

Drafted: 18th overall in the 2005 MLL Collegiate Draft

Year with Outlaws: 2nd

12

QUICKLY

- Two-time NLL All-Star selection
- All Big-East Conference soccer player at Syracuse
- Acquired by Denver via trade from Rochester in April of 2011

PRO

2011: Scored three goals and picked up six ground balls in nine games with the Outlaws in 2011... Appeared on SportsCenter's Top Plays for his behind-the-back assist to Drew Westervelt, who dove towards the goal to catch the ball and deposit it in the net during the Outlaws' playoff game vs. Ham. (8/27).

2010: Park was on the Chicago roster, but did not appear in a game.

2009: Ranked 15th among MLL midfielders with 13 ground balls... Scored two goals in four games with Chicago... Acquired via trade from Washington on April 27, 2009... Finished fourth in the NLL with 134 loose balls in 16 games with New York... Netted four goals to go with five assists (5 pts.)... Recorded 29 loose balls in three NLL playoff games.

2008: Opened the season with San Francisco, before being traded to Washington... Totaled 41 ground balls in a total of 10 games, ranking third among MLL midfielders and 18th overall... Scored five goals with eight assists (13 pts.)... Collected 147 loose balls in 15 games for New York, which ranked second among NLL defensemen... Scored five points with five assists (10 pts.)... Netted one goal with two assists in two postseason contests, while registering 26 loose balls.

2007: Notched a career-best 12 goals, including one two-pointer, and seven assists (20 pts.) in 16 games with San Francisco... Picked up 52 ground balls, which ranked fourth amongst MLL midfielders... Totaled 19 points (6 G, 13 ast.) with 129 loose balls... Ranked second among NLL defensemen with 129 loose balls in 16 games with New York.. Added six goals and 13 assists (19 pts.).

2006: Tallied 43 loose balls in 12 games with San Francisco... Netted nine goals and eight assists (17 pts.)... Assisted on one goal and picked up five ground balls in one playoff contest... Registered six goals, six assists (12 pts.) and 41 loose balls in 10 games as a rookie with San Jose.

2005: Picked up 21 ground balls in four games as a rookie with Boston... Recorded two goals and three assists for five points in four games... Two-time MLL Rookie of the Week award winner... Participated in one playoff game and scored one goal on one shot.



COLLEGE

Park led Syracuse in ground balls for three straight years... Scored a career best 20 points as a senior with 10 goals and 10 assists, which were also career highs... Played three years of soccer at Syracuse... Named to All-Big East soccer second team as a junior and was voted the nation's Freshman of the Year and Big-East Rookie of the Year after leading the nation in assists per game.

PERSONAL

Park earned The Catholic Sun's Male Athlete of the Year award while attending Christian Brothers Academy in DeWitt, N.Y.... Named All-Central New York Player of the Year in both lacrosse and soccer... Received All-American honors in soccer... Majored in bio-engineering... The son of Jeffrey and Janet Park, Jarrett Park was born on Oct. 25, 1982, in Otisco, N.Y.

Regular Season MLL Statistics


YEAR	TEAM	GP	G	2ptG	A	PTS	PIM	PPG	PPA	SHG	SHA	GWG	GB	S	SPCT	SOG	FO
2005	Bos.	4	2	0	3	5	0	0	0	0	0	0	21	2	1.000	2	0-0
2006	S.F.	12	9	0	8	17	4	0	0	0	0	1	43	25	.360	22	0-0
2007	S.F.	12	12	1	7	20	7	0	0	0	0	0	52	55	.218	37	0-0
2008	S.F.	4	2	0	2	4	5.5	0	0	0	0	0	20	9	.222	8	0-0
2008	Was.	6	3	0	6	9	1	0	0	0	0	0	21	22	.136	15	0-0
2009	Chi.	4	2	0	0	2	3	0	0	0	0	0	13	7	.286	2	0-0
2010	Chi.	0	0	0	0	0	0	0	0	0	0	0	0	0	.000	0	0-0
2011	Den.	9	3	0	0	3	4.5	0	0	0	0	0	6	4	.750	4	0-0
TOTALS		51	33	1	26	60	25	0	0	0	0	1	176	124	.266	90	0-0

Postseason MLL Statistics

YEAR	TEAM	GP	G	2ptG	A	PTS	PIM	PPG	PPA	SHG	SHA	GWG	GB	S	SPCT	SOG	FO
2005	Bos.	1	1	0	0	1	0	0	0	0	0	0	0	1	1.000	1	0-0
2006	S.F.	1	0	0	1	1	0	0	0	0	0	0	5	2	.000	1	0-0
2011	Den.	1	0	0	1	1	0	0	0	0	0	0	2	1	.000	1	0-0
TOTALS		3	1	0	2	3	0	0	0	0	0	0	7	4	.250	3	0-0

DID YOU KNOW?

Outlaws goalie Jesse Schwartzman is among the MLL's all-time goaltender leaders in several statistical categories. He ranks first in goals against average (11.79), tied for fourth in wins (30), sixth in games played (52), fifth in minutes played (2,773), eighth in saves (661) and tied for eighth in save percentage (.548) entering 2012.



Christian Pastirik

5-10 • 165 • 2nd yr • Towson

Midfield

Born: Feb. 18, 1987, in Winston Salem, N.C.

High School: St. Mary's High School in Annapolis, Md.

Drafted: 59th overall in the 2011 MLL Supplemental Draft

Year with Outlaws: 1st

87

QUICKLY

- Began his college career at Cornell before transferring to Towson for his final season
- Traded to Denver, along with draft choices in exchange for Max Seibald prior to the 2012 MLL Draft

PRO

2011: Traded to Denver along with fourth overall selection in the 2012 MLL Collegiate Draft and a fourth-round pick in the 2013 MLL Collegiate Draft in exchange for midfielder Max Seibald on the night of the 2012 Collegiate Draft... Tallied one assist in one game for Long Island, after the team selected him 59th overall in the 2011 Supplemental Draft.

COLLEGE

After missing his first seasons at Cornell due to injury, he netted five goals with one assist as a sophomore... Was injured for his junior season, then finished his career with one season at Towson.

PERSONAL


Was a three-year letter winner at St. Mary's High School, where he served as team captain as a senior... Earned First-Team All-County and All-Metro honors as a senior... Also competed for soccer and cross country teams... Member of National Honor Society... The son of Tom and Sissy, Christian Pastirik was born on Feb. 18, 1987 in Winston Salem, N.C.

Regular Season MLL Statistics

YEAR	TEAM	GP	G	2ptG	A	PTS	PIM	PPG	PPA	SHG	SHA	GWG	GB	S	SPCT	SOG	FO
2011	L.I.	1	0	0	1	1	0	0	0	0	0	0	1	0	.000	0	0-0
TOTALS		1	0	0	1	1	0	0	0	0	0	0	1	0	.000	0	0-0

DID YOU KNOW?

The Outlaws set franchise records for faceoff percentage in a single game in two regular-season outings against Long Island in 2011. In the teams' first matchup, Denver won 18-of-23 draws (.783 pct.) to set a club record. Three weeks later, the teams played again and the Outlaws set a new record, winning 24-of-30 faceoffs (.800 pct.).



Peet Poillon

5-9 • 170 • 4th yr • Maryland-Baltimore County

Midfield

Born: May. 21, 1987, in Cranberry Township, Pa.

High School: Seneca Valley High School, Harmony, Pa.

Drafted: 20th overall in the 2009 MLL Collegiate Draft

Year with Outlaws: 2nd

57

QUICKLY

- Tied for third in the league with 24 goals, including two 2-pointers, and ranked fourth with 15 assists finishing with 41 total points in 2010
- Named the 2010 MLL Most Improved Player of the Year
- Two-time MLL All-Star (2010, '11) and All-MLL team member (2010)
- Acquired via trade with Chesapeake on May 10, 2011

PRO

2011: Earned his second MLL All-Star selection after finishing the season with 20 goals, including one two-pointer and four assists for 25 total points... His 20 goals tied for 11th in the league... Credited with the game-winning goal at Che. (8/13).

2010: Poillon tied for third in the league with 24 goals, including two 2-pointers, and ranked fourth with 15 assists, finishing with 41 total points in 12 games with Chesapeake in 2010... Earned his first career All-MLL and MLL All-Star honors... Tied for third in the MLL with four power-play goals and finished second with six power-play assists... Led the MLL in shots (113).

2009: Played two games with Washington (now Chesapeake), netting seven goals - including the game-winner with 3.5 seconds remaining against Boston (8/8) in just his second professional game... Earned NLL Rookie of the Week honors after each of his games (Weeks 12 and 13)... Spent the first portion of the 2009 season on the Bayhawks' practice squad, after Washington claimed him off waivers from Boston... Selected with the 20th overall pick in the 2009 draft by Boston.

COLLEGE

Poillon spent his first two collegiate seasons at Howard Community College in Columbia, Md., where he earned NJCAA All-American honors both years before transferring to Ohio State. As a junior for the Buckeyes, he earned honorable mention All-America honors after netting 32 goals with eight assists (40 pts.). He then transferred to the University of Maryland-Baltimore County for his final season, in which totaled a team-best 47 points (26 G, 21 A) in 16 games (all starts).

PERSONAL

Poillon posted a league-record 410 career points at Seneca Valley High School in Harmony, Pa., where he was a three-year captain and four-time MVP... Earned all-section and all-conference honors throughout his career... earned U.S. Lacrosse High School All-American and Western Pennsylvania Scholastic Lacrosse Association Player of the Year honors... Also lettered in ice hockey... Started playing lacrosse at age 14... Has siblings Courtney and Morgan... Interesting in coaching after his playing days are over... The son of Stephanie and Neil Poillon, Peet Poillon was born on May 21, 1987, in Cranberry Township, Pa.... His last name is pronounced *POY-on*.

Regular Season MLL Statistics

YEAR	TEAM	GP	G	2ptG	A	PTS	PIM	PPG	PPA	SHG	SHA	GWG	GB	S	SPCT	SOG	FO
2009	Was.	2	7	0	0	7	0	1	0	0	0	1	2	21	.333	11	0-0
2010	Che.	12	24	2	15	41	2	4	6	0	0	2	7	113	.212	64	0-0
2011	Den.	12	20	1	4	25	1	1	1	0	0	1	13	87	.230	44	0-0
TOTALS		26	51	3	19	73	3	6	7	0	0	4	22	221	.231	119	0-0



Dillon Roy

5-10 • 190 • 3rd yr • Denver
 Defense
 Born: Oct. 27, 1987, in Denver
 High School: East High School, Denver
 Drafted: 35th overall in the 2010 MLL Collegiate Draft
 Year with Outlaws: 3rd

91

QUICKLY

- Registered 195 ground balls, 82 forced turnovers, 10 goals and four assists in 62 games (61 starts) at the University of Denver
- Drafted by Denver in the sixth round (35th overall) of the 2010 MLL Collegiate Draft

PRO

2011: Emerged as a full-time starter for the Outlaws, playing all 12 regular-season games and the team's one post-season contest... Picked up 21 ground balls and added one goal and one assist... Registered one ground ball in the MLL Semifinal game vs. Ham. (8/27).

2010: Picked up eight ground balls and scored one goal on three shots (all on goal) in four games during his rookie season with the Outlaws... Drafted by Denver in the sixth round (35th overall) of the 2010 MLL Draft.

COLLEGE

Roy registered 195 ground balls, 82 forced turnovers, 10 goals and four assists in 62 games (61 starts) at the University of Denver... Named to the Tewaarton watch list prior to his senior season, Roy started all 17 games for the Pioneers, totaling a team-best 82 ground balls and 31 forced turnovers... Scored three goals and added one assist... Won 63-of-116 (.543) faceoffs and was credited with two game-winning goals... Ranked fourth in the Eastern Collegiate Athletic Conference in ground balls per game and 20th nationally in that category... Earned ECAC Defensive Player of the Year, first team All-ECAC, USILA Scholar All-American and USILA honorable mention All-America awards... Named first team all-conference, starting all 15 games and collecting 47 ground balls to go with a team-high 23 forced turnovers as a junior... Won 24-of-52 (.462) faceoffs and scored two goals with three assists... Played 17 games (16 starts), posting 44 ground balls and four goals as a sophomore... Started all 13 games as a freshman, scoring one goal, which was a game-winner in overtime against Villanova (3/3)... Caused eight turnovers and collected 22 ground balls.

PERSONAL


Roy earned All-America honors as a senior at East High School in Denver... Participated in the Under Armour All-America game and the U.S. Lacrosse Senior Showcase... Awarded the Colorado lacrosse MVP... Named first team all-state as a sophomore and was an All-America nominee... Played hockey for the University of Denver's youth team that won state titles in 2003 and 2004... Majored in hotel, restaurant and tourism management... The son of Steve Roy and Debbie Donner, Dillon Roy was born on Oct. 27, 1987, in Denver.

Regular Season MLL Statistics

YEAR TEAM	GP	G	2ptG	A	PTS	PIM	PPG	PPA	SHG	SHA	GWG	GB	S	SPCT	SOG	FO
2010 Den.	4	1	0	0	1	0	0	0	0	0	0	8	3	.333	3	0-1
2011 Den.	12	1	0	1	2	1	0	0	0	0	0	21	6	.167	4	0-3
TOTALS	16	2	0	1	3	1	0	0	0	0	0	29	9	.000	7	0-4

Postseason MLL Statistics

YEAR TEAM	GP	G	2ptG	A	PTS	PIM	PPG	PPA	SHG	SHA	GWG	GB	S	SPCT	SOG	FO
2010 Den.	1	0	0	0	0	0	0	0	0	0	0	1	0	.000	0	0-0
2011 Den.	1	0	0	0	0	0	0	0	0	0	0	1	0	.000	0	0-0
TOTALS	2	0	0	0	0	0	0	0	0	0	0	2	0	.000	0	0-0



Jesse Schwartzman

6-0 • 220 • 6th yr • Johns Hopkins
 Goalie
 Born: Nov. 14, 1985, in Owings Mills, Md.
 High School: Pikesville High School, Baltimore
 Drafted: 39th overall in the 2007 MLL Collegiate Draft
 Year with Outlaws: 6th

19

QUICKLY

- Four-time MLL All-Star selection
- Set a MLL single-season record with a 9.9 goals against average in 2011
- Five-time MLL Defensive Player of the Week award winner
- Enters 2012 ranked among the MLL's all-time leaders in every goalie statistical category

PRO

2011: Played all 12 games for Denver, posting a league-record 9.9 goals against average... Ranked second in the league with a .566 save percentage... Earned his fourth career MLL All-Star selection and won the goalie gauntlet challenge... Played 662:21 minutes in net and finished with 142 saves and a career-low 109 goals allowed... Earned MLL Defensive Player of the Week honors following Week 2, when he made 12 saves in Denver's 13-12 win at Bos. (5/21) and in Week 3 after saving 18-of-21 (.667) shots in Denver's 11-10 win at L.I. (6/3)... He became just the second player in team history to earn back-to-back weekly honors.

2010: Played 11 games for the Outlaws, logging 600:17 in net... Saved 140 shots with 124 goals allowed (.530)... Finished with an 8-3 record and a 12.39 goals-against average... Made seven saves in one playoff game (.304).

2009: Appeared in 12 games for Denver with 675:28 in goal and played in his second MLL All Star Game... Led the league in goals-against average (11.28) and wins (9)... Saved 154 shots and allowed 127 goals, marking a career best save percentage (.548) and goals-against average (11.28)... His 11.28 goals-against average was the second lowest in MLL history for a single season... Played two postseason games (118:30), saving 32 shots and allowing 20 goals (.615)... Earned MLL Defensive Player of the Week three times and Bud Light game MVP honors twice... Named the MLL's Goaltender of the Year... Allowed just 10.13 goals per game in the playoffs.

2008: Played 12 games for the Outlaws, spending 703:42 in net and earning his first MLL All Star selection... Went 8-4 on the year with a .551 save percentage (193 saves, 157 goals)... Ranked second in the league in goals-against average (13.39) and fourth in save percentage... Appeared in two playoff games (112:00), registering a 1-1 record... Saved 38 shots and allowed 26 goals (.519)... Gave up an average of 13.93 goals per game during the playoffs.

2007: Participated in five games (133:21) in his rookie season with Denver... Saved 32 shots and allowed 28 goals (.533)... Posted a 2-1 record and surrendered 12.6 goals per game... Saved 16 shots and allowed nine goals (.640) in his debut vs. Chicago (6/30)... Earned game MVP and Cascade MLL Rookie of the Week honors following his first pro game... Played :58 in one postseason contest and made one save... Selected with the 39th overall pick in the 2007 MLL Collegiate Draft by Denver.



COLLEGE

Schwartzman earned honorable mention preseason All-America honors for the second consecutive year as a senior at Johns Hopkins University... Started all 14 games as a junior, posting a .563 save percentage and allowing just 8.15 goals per game... Ranked 19th in the country in goals-against average and 21st in save percentage on his way to earning honorable mention STX/USILA All-America honors for the second straight season... Received honorable mention STX/USILA All-America honors and was named the Most Outstanding Player in the NCAA Tournament as a senior and as a sophomore... Started all 16 games, allowing 6.68 goals per game, which led the nation and set a school record... Ranked third nationally in save percentage (.626)... Played eight games (2 starts) as a freshman... Surrendered 5.41 goals per game with a save percentage of .614... Made his postseason debut, opening Johns Hopkins' first-round NCAA Tournament game after a pre-game injury to the starter and allowed just three goals in a 15-3 victory, tying a school postseason record.

PERSONAL


Schwartzman was a two-time All-American at Pikesville High School in Baltimore, where he also garnered all-metro and all-city honors... Played soccer and basketball in high school in addition to lacrosse... Helped his team to a state championship title as a sophomore... The son of Robert and Debbie Schwartzman, Jesse S. Schwartzman was born on Nov. 14, 1985, in Owings Mills, Md.

Regular Season MLL Statistics

YR	TEAM	GP	MIN	W	L	SO	GA	2ptGA	GAA	SV	SV%
2007	Den.	5	133:21	2	1	0	28	2	12.60	32	.533
2008	Den.	12	703:42	8	4	0	157	4	13.39	193	.551
2009	Den.	12	675:28	9	2	0	127	5	11.28	154	.548
2010	Den.	11	600:17	8	3	0	124	9	12.39	140	.530
2011	Den.	12	662:21	6	5	0	109	10	9.87	142	.566
TOTALS		52	2773	33	15	0	545	30	11.79	661	.548

Postseason MLL Statistics

YEAR	TEAM	GP	MIN	W	L	SO	GA	2ptGA	GAA	SV	SV%
2007	Den.	1	0:58	0	0	0	0	0	.00	1	1.000
2008	Den.	2	112:00	1	1	0	26	1	13.93	28	.519
2009	Den.	2	118:30	1	1	0	20	0	10.13	32	.615
2010	Den.	1	60:00	0	1	0	16	0	16.00	7	.304
2011	Den.	1	60:00	0	1	0	11	0	11.00	11	.500
TOTALS		7	351:28	2	4	0	73	1	12.46	79	.520



Jeremy Sieverts

6-3 • 205 • 3rd yr • Maryland

Midfield

Born: April 6, 1987, in Lutherville, Md.

High School: McDonogh High School, Owings Mills, Md.

Drafted: 44th overall in the 2010 MLL Supplemental Draft

Year with Outlaws: 1st

20

QUICKLY

- Acquired by Denver via trade from Chesapeake on Oct. 11, 2011

PRO

2011: Did not appear in a game while on the Chesapeake roster.... Traded to Denver along with defenseman Joe Cinosky in exchange for attackman Drew Westervelt.

2010: Drafted by Chesapeake 44th overall in the 2010 MLL Supplemental Draft... Scored four goals, including two two-pointers to finish with six points in three appearances for the Bayhawks.

COLLEGE


Sieverts graduated from the University of Maryland, after being a member of the Men's Lacrosse team from 2007-2009 where he recorded 40 goals and 25 assists totaling 65 points, and 59 ground balls. While at Maryland he was on the 2008 All-ACC Academic Team, 2008 Preseason Honorable Mention All-American and 2007 All-ACC Academic Team. Sieverts attended Butler University and was a member of their lacrosse team in 2006, and was a Second-team All-GWLL selection. Sieverts transferred to Maryland after Butler ended their Men's Lacrosse program.

PERSONAL

Sieverts was a two year starter at McDonogh School in Owings Mills Md, where he helped the eagles to a 2005 MIAA Championship and number 1 national ranking. He finished his high school career with 38 goals and 33 assists totaling 71 points, and was selected to the 2004 Free State All-Star Team... He graduated from the University of Maryland with a double major in Marketing & Logistics and Transportation & Supply Chain Management, and a GPA of 3.19... The son of Lou and Martha, Jeremy Sieverts was born on April 6, 1987 in Lutherville, Md.

Regular Season MLL Statistics

YEAR	TEAM	GP	G	2ptG	A	PTS	PIM	PPG	PPA	SHG	SHA	GWG	GB	S	SPCT	SOG	FO
2010	Che.	3	4	2	0	6	0	0	0	0	0	0	2	12	.333	7	0-0
2011	Che.	0	0	0	0	0	0	0	0	0	0	0	0	0	.000	0	0-0
TOTALS		3	4	2	0	6	0	0	0	0	0	0	2	12	.000	7	0-0



Peter Vlahakis

5-10 • 190 • 8th yr • Fairfield

Defense

Born: Jan. 20, 1982, in Shoreham, N.Y.

High School: Shoreham-Wading River H.S., Shoreham, N.Y.

Drafted: 22nd overall in the 2004 MLL Collegiate Draft

Year with Outlaws: 1st

15

QUICKLY

- Enters 2012 ranked second in MLL history in faceoff wins (1,009) and sixth in ground balls (352)
- Drafted by Denver in the second round (14th overall) of the 2011 MLL Supplemental Draft

PRO

2011: Vlahakis registered 14 ground balls in four games with the Lizards... Won 38-of-90 faceoffs... Drafted by the Outlaws in the second round (14th overall) of the 2011 MLL Supplemental Draft.

2010: Vlahakis played in 8 games for Long Island, picking up 32 groundballs... Won 84 out of 149 faceoffs (.564 pct.).

2009: Vlahakis played in 10 games with the Lizards, scored one goal, added one assist and finished the season with 42 groundballs... Won 138 of 255 face-offs (.541 pct.)

2008: Vlahakis started off the season by being named the MLL Defensive Player of the Week twice in a row, for Weeks 3 and 4... He earned the award again in Weeks 7 and 8, Week 8 after he broke the MLL's single game record with 35 face-off wins... His four Defensive Player of the Week awards are a MLL single-season record... Finished the season with 244 faceoff wins and 100 ground balls.

2007: Vlahakis led the league in with a 59.57 percent faceoff winning percentage... Finished the year 165-of-277 on faceoffs... Set a career high with four goals and two assists to finish with six points... Picked up 44 ground balls.

2006: Won 195-of-324 faceoffs (.602 pct.) and picked up 56 ground balls in his first season with Long Island... Added three goals... Selected with the 29th overall choice in the 2006 MLL Supplemental Draft by Long Island.

2005: Played seven games, assisting on one goal and picking up 17 ground balls... Won 38-of-90 faceoffs for New Jersey.

2004: Drafted in the fourth round (22nd overall) by the New Jersey Pride, Vlahakis played all nine remaining games and won 107-of-199 faceoffs (.538 pct.)... Also assisted on three goals and picked up a team-high 47 ground balls.



COLLEGE

Vlahakis was named to the Division I All-New England Men's Lacrosse Second Team and was selected to play in the New England Intercollegiate Lacrosse Association East/West Senior All Star game and was selected to play in the United States Intercollegiate Lacrosse Association's 63rd annual North/South Classic as a member of the North squad. Vlahakis ranked in the top-10 in the country in face-off win percentage all four years and finished this senior season ranked fourth in the country, boasting a .654 win percentage. A 2004 Preseason third team All-American, he also led the team and was eighth in the nation with 5.93 ground balls per game.

PERSONAL

Finished his career at Shoreham-Wading River High School with 142 points, which ranked second in school history at the time... Peter Vlahakis was born on Jan. 20, 1982 in Shoreham, N.Y.

Regular Season MLL Statistics

YEAR	TEAM	GP	G	2ptG	A	PTS	PIM	PPG	PPA	SHG	SHA	GWG	GB	S	SPCT	SOG	FO
2004	N.J.	9	0	0	3	3	0	0	0	0	0	0	47	9	.000	0	107-199
2005	N.J.	7	0	0	1	1	2	0	0	0	0	0	17	6	.000	3	38-90
2006	L.I.	12	3	0	0	3	1.5	0	0	0	0	0	56	5	.600	4	195-324
2007	L.I.	9	4	0	2	6	1	0	0	0	0	0	44	6	.667	4	165-277
2008	L.I.	12	4	0	2	6	1	0	1	0	0	0	100	9	.444	4	244-415
2009	L.I.	10	1	0	1	2	5	0	0	1	0	0	42	6	.167	2	138-255
2010	L.I.	8	1	0	0	1	0	0	0	0	0	0	32	2	.500	2	84-149
2011	L.I.	4	0	0	0	0	0	0	0	0	0	0	14	3	.000	2	38-90
TOTALS		71	13	0	9	22	10.5	0	1	1	0	0	352	46	.283	21	1,009-1,799

Postseason MLL Statistics

YEAR	TEAM	GP	G	2ptG	A	PTS	PIM	PPG	PPA	SHG	SHA	GWG	GB	S	SPCT	SOG	FO
2010	L.I.	2	0	0	0	0	0	0	0	0	0	0	2	0	.000	0	13-29
2009	L.I.	1	0	0	0	0	.5	0	0	0	0	0	2	0	.000	0	13-30
TOTALS		3	0	0	0	0	0.5	0	0	0	0	0	4	0	.000	0	26-59

DID YOU KNOW?

The Outlaws have drawn 14 crowds of 10,000 or more. fans The top six attended games are all Independence Day celebration games, each of which has drawn more than 15,000 fans. Each Independence Day celebration game has seen a higher crowd than the last, with July 3, 2011 vs. Boston drawing a professional lacrosse attendance record of 27,184 fans. This season, Denver hosts Ohio on Wednesday, July 4 at 7 p.m.



Nate Watkins

6-4 • 200 • 10th yr • Maryland

Midfielder

Born: Jan. 8, 1980, in Horseheads, N.Y.

High School: Horseheads High School, Elmira, N.Y.

Drafted: 18th overall in the 2002 MLL Collegiate Draft

Year with Outlaws: 5th

35

QUICKLY

- Enters 2012 ranked third in MLL history with 118 games played
- Played 59 games, totaling 37 goals with 12 assists as an All-American midfielder at the University of Maryland
- Joined the Outlaws via trade with San Francisco in 2008

PRO

2011: Scored two goals and added five assists to finish with seven points in 12 games with the Outlaws... Also picked up nine ground balls.

2010: Scored four goals to go with three assists (7 pts.) in 12 games with Denver... Collected 16 ground balls, which tied for eighth on the team... Scored one goal on one shot in Denver's playoff game.

2009: Netted eight goals with six assists (14 pts.) in 12 appearances with the Outlaws... Tied for seventh on the club with 18 ground balls... Scooped up one ground ball in two postseason games.

2008: Participated in 11 games with Denver, scoring once and assisting on three goals (4 pts.)... Collected 19 ground balls, which ranked seventh on the team... Picked up one ground ball in two playoff games... Traded to Denver before the season from San Francisco in exchange for a 2008 first round collegiate draft pick, a 2008 second round collegiate draft pick and a 2009 first round collegiate draft pick.

2007: Tallied three goals, five assists (8 pts.) and 21 ground balls in 12 games with San Francisco.

2006: Played 12 games with San Francisco, finishing with a career-best 15 goals, five assists (20 pts.) and 24 ground balls, which tied for fifth on the team... Scored once and collected two ground balls in one postseason contest... Acquired by San Francisco with the 18th overall choice in the 2006 MLL Expansion Draft

2005: Scored three goals and picked up 12 ground balls in 10 games with Rochester... Took one shot on goal during Rochester's one playoff game.

2004: Netted six goals, including one from two-point range, and one assist to finish with eight points in 11 games during his rookie season with Rochester... Picked up 27 ground balls and fired 30 shots (23 on goal)... Scored one goal and picked up one ground ball in one postseason appearance.

2002: Drafted with the 18th overall selection of the 2002 MLL Collegiate Draft by Rochester.



COLLEGE

Watkins graduated from the University of Maryland in 2002, where played 59 games, totaling 37 goals with 12 assists... Recorded eight multi-point games during his career... Tied for the team lead with 24 goals and added 7 assists as a senior team captain... Named to the Honorable Mention All-America Team and participated in the annual North-South All Star Game following his senior season... Scored five goals and assisted on two others (7 pts.) in 16 games (8 starts) as a junior... Finished fifth on the team with 35 ground balls... Appeared in 16 games (6 starts) as a sophomore... Totaled one goal and one assist (2 pts.) and tied for fifth on the club with 36 ground balls.

PERSONAL

Watkins graduated from Horseheads High School in Elmira, N.Y.... Won a gold medal at the U-19 World Championships as a member of Team USA... Served as the head coach at Whittier College for two seasons... Currently coaches lacrosse at Wheat Ridge High School in Wheat Ridge, Colo.... Nate Watkins was born on Jan. 8, 1980, in Horseheads, N.Y.

Regular Season MLL Statistics

YEAR TEAM	GP	G	2ptG	A	PTS	PIM	PPG	PPA	SHG	SHA	GWG	GB	S	SPCT	SOG	FO
2002-03	26															
Statistics Unavailable																
2004 Roc.	11	6	1	1	8	5.5	0	0	0	0	0	27	30	.200	23	0-0
2005 Roc.	10	3	0	0	3	5	0	0	0	0	0	12	8	.375	6	0-1
2006 S.F.	12	15	0	5	20	1.5	0	0	0	0	0	24	42	.357	31	0-0
2007 S.F.	12	3	0	5	8	5	0	0	1	0	0	21	14	.214	10	0-0
2008 Den.	11	1	0	3	4	3	0	0	0	0	0	19	7	.143	6	0-0
2009 Den.	12	8	0	6	14	4.5	0	0	0	0	0	18	25	.320	17	0-0
2010 Den.	12	3	0	4	7	6	0	0	1	0	0	16	11	.273	8	0-0
2011 Den.	12	2	0	5	7	2.5	0	0	0	1	0	9	9	.222	5	0-0
TOTALS	118	41	1	29	71	33	0	0	2	1	0	146	146	.281	106	0-1

Postseason MLL Statistics

YEAR TEAM	GP	G	2ptG	A	PTS	PIM	PPG	PPA	SHG	SHA	GWG	GB	S	SPCT	SOG	FO
2004 Roc.	1	1	0	0	1	0	0	0	0	0	0	1	1	1.000	1	0-0
2005 Roc.	1	0	0	0	0	0	0	0	0	0	0	0	1	.000	1	0-0
2006 S.F.	1	1	0	0	1	1.5	0	0	0	0	0	2	4	.250	3	0-0
2008 Den.	2	0	0	0	0	.5	0	0	0	0	0	1	0	.000	0	0-0
2009 Den.	2	0	0	0	0	2	0	0	0	0	0	1	4	.000	4	0-0
2010 Den.	1	1	0	0	1	0	0	0	0	0	0	0	1	1.000	1	0-0
2011 Den.	1	0	0	0	0	0	0	0	0	0	0	1	0	.000	0	0-0
TOTALS	9	3	0	0	3	4	0	0	0	0	0	7	16	.188	10	0-0



Joe Yevoli

6-0 • 180 • 4th yr • Syracuse
 Attack
 Born: June 28, 1983, in Massapequa, N.Y.
 High School: St. Anthony's
 Drafted: 19th overall in the 2006 MLL Collegiate Draft
 Year with Outlaws: 1st

42

QUICKLY

- Selected by the Outlaws with the 118th overall pick in the 2011 MLL Supplemental Draft

PRO

2011: Selected by the Outlaws with the 118th overall pick in the 2011 MLL Supplemental Draft.

2008: Appeared in one game with New Jersey.

2007: Played one game with San Francisco, in which he scored one goal, before finishing the season with New Jersey... In six games with the Pride, he netted seven goals with five assists to finish the season with 13 points... Scored on 8-of-18 shots and picked up four ground balls for the year.

2006: Drafted by San Francisco with the 19th overall selection in the 2006 MLL Collegiate Draft... Scored 21 goals with 14 assists in 11 games to finish with 35 points... Finished with a .477 shooting percentage (21-of-44) and picked up 12 ground balls... 35-of-44 shots were on goal.

COLLEGE


Played his first three seasons at Virginia, helping the Cavaliers to the 2003 NCAA Title... Named ACC Rookie of the Year and the nation's third-best freshman by Inside Lacrosse Magazine after scoring 40 goals to become the first freshman to lead Virginia in scoring since 1978... Finished third in the conference with 3.33 ppg and ranked second in the league with 50 total points... Earned All-America honors as a sophomore after finishing with 49 points (23 G, 26 A)... Ranked second on the team with 31 points (19 G, 12 A) as junior... Finished his career at Syracuse, again earning All-America honors... Scored 24 goals and added 18 assists in his final season of college lacrosse.

PERSONAL

Earned four letters in lacrosse and also played football and basketball... All-American as a senior... All-Long Island as a senior... Four-time All-Long Island Catholic League selection... Four-time All-League... Team won three Catholic league championships... Named Catholic league Offensive Player of the Year as a junior and senior ... Netted 63 goals and 46 assists his senior year .. Scored 45 goals and 30 assists as a junior... Two-time team MVP ... Scored three goals in the US Lacrosse High School All-Star game... Played in two Empire State games... The son of Janice and Joe, Joe Yevoli was born on June 28, 1983, in Massapequa, N.Y.

Regular Season MLL Statistics

YEAR TEAM	GP	G	2ptG	A	PTS	PIM	PPG	PPA	SHG	SHA	GWG	GB	S	SPCT	SOG	FO
2008 N.J.	1	0	0	0	0	0	0	0	0	0	0	0	0	.000	0	0-0
2007 N.J.	6	7	0	5	12	1	2	0	0	0	1	3	14	.500	13	0-0
2007 S.F.	1	1	0	0	1	0	0	0	0	0	0	1	4	.250	2	0-0
2006 S.F.	11	21	0	14	35	0	2	0	0	0	1	12	44	.477	35	0-0
TOTALS	19	29	0	19	48	1	4	0	0	0	2	16	62	.468	50	0-0



Lee Zink

6-4 • 195 • 8th yr • Maryland
 Defense
 Born: Oct. 13, 1981, in Greenwich, Conn.
 High School: Darien High School, Darien, Conn.
 Drafted: 5th overall in the 2004 MLL Collegiate Draft
 Year with Outlaws: 6th

29

QUICKLY

- Member of the MLL 10-Year Anniversary Team
- Five-time MLL All-Star and two-time All-MLL honoree
- All-American at the University of Maryland, where he played 60 games (42 starts) and collected 138 ground balls
- Joined the Denver via trade from the Baltimore Bayhawks

PRO

2011: Zink made his fifth consecutive MLL All-Star Game appearance, finishing the year ranked fourth on the team with 30 ground balls in 10 games for the Outlaws.

2010: Zink was named to his fourth MLL All-Star Game, tying for third on the Outlaws with 26 ground balls in 12 games... Named All-MLL for the second consecutive season... Selected as an alternate to the U.S. National Team... Tallied five ground balls in one postseason contest.

2009: Played 12 games with the Outlaws, picking up 26 ground balls, which ranked third on the team... Earned his third All-Star and first All-MLL selection ... Totaled eight ground balls in two playoff games.

2008: Named to his second MLL All-Star team, Zink appeared in 11 games with Denver and ranked fifth on the team with 25 ground balls... Recorded one ground ball in one postseason game.

2007: Participated in 12 games with the Outlaws, registering 20 ground balls, which tied for fourth on the team... Made his first MLL All-Star team... Picked up one ground ball in one postseason contest.

2006: Appeared in 12 games with Denver and scooped up 26 groundballs, ranking third on the club... Named the MLL Defensive Player of the Week following his Week 3 efforts against Baltimore, holding 2005 co-MVP Mark Millon scoreless in the Outlaws' victory over the Bayhawks.

2005: Played 12 games with Baltimore and gathered 23 ground balls... Started both playoff games to help the Bayhawks win the Major League Lacrosse championship... Traded to Denver after the season in exchange for two draft choices.

2004: Participated in nine games as a rookie, registering 20 groundballs for the Bayhawks... Drafted in the first round (5th overall) of the 2004 MLL Collegiate Draft by Baltimore... Selected in the third round (29th overall) of the 2004 NLL entry draft by the Colorado Mammoth.



COLLEGE

Zink played 60 games (42 starts) at Maryland, where he collected 138 ground balls and scored one goal... Named preseason first team All-America as a senior, he played 15 games (all starts) and collected a career-best 61 ground balls as a team captain... Nominated for the Tewaaron Trophy, which is awarded to the nation's top player... Made the All-Atlantic Coast Conference team and the ACC All-Tournament team... Ranked second on the team in forced turnovers (42) and ground balls with 62... Earned third team All-America honors as a junior... Helped Maryland to a 7.25 goals against average, playing 16 games (15 starts) with 41 ground balls and a team-best 32 forced turnovers... Held his opposing man scoreless for four games in row late in the season during the Terps' run to the NCAA Semifinals... Named Maryland Student- Athlete of the Week on May 4 after week in which he had 10 groundballs, 12 caused turnovers and his first career goal... Posted career-highs with nine groundballs and seven caused turnovers at Notre Dame (5/3)... Scored his first goal and caused five turnovers vs. Georgetown (4/28, earning Terp Vision Player of the Game honors. Appeared in 13 games (12 starts) as a sophomore, scooping up 28 ground balls... Member of the NCAA's top defense, allowing less than seven goals per game... Played 16 games (0 starts) during his freshman season and registered eight ground balls.

PERSONAL

Zink played lacrosse and ice hockey at Darien High School in Darien, Conn.... Honored as second team all-state and second team all-conference as a senior... Named MVP in the county title game... Played in the North-South High School All-Star game... Earned all-state and all-conference honors in hockey as a senior... Tallied 33 goals and added 48 assists during his hockey career... Majored in history... Has brothers, Eric (played hockey at Middlebury College) and twin brother, Alex (played lacrosse at Syracuse)... The son of Christina and Robert Zink, Lee Jordan Zink was born on Oct. 13, 1981, in Greenwich, Conn.

Regular Season MLL Statistics

YEAR TEAM	GP	G	2ptG	A	PTS	PIM	PPG	PPA	SHG	SHA	GWG	GB	S	SPCT	SOG	FO
2004 Bal.	9	0	0	0	0	0	0	0	0	0	0	20	0	.000	0	0-0
2005 Bal.	12	0	0	0	0	14	0	0	0	0	0	23	0	.000	0	0-0
2006 Den.	12	0	0	0	0	7.5	0	0	0	0	0	26	1	.000	0	0-0
2007 Den.	12	0	0	0	0	8	0	0	0	0	0	20	1	.000	0	0-0
2008 Den.	11	0	0	0	0	10	0	0	0	0	0	25	0	.000	0	0-0
2009 Den.	12	0	0	0	0	5	0	0	0	0	0	26	1	.000	0	0-0
2010 Den.	12	0	0	0	0	3.5	0	0	0	0	0	26	0	.000	0	0-0
2011 Den.	10	0	0	0	0	2	0	0	0	0	0	28	1	.000	1	0-0
TOTALS	81	0	0	0	0	50	0	0	0	0	0	174	4	.000	1	0-0

Postseason MLL Statistics

YEAR TEAM	GP	G	2ptG	A	PTS	PIM	PPG	PPA	SHG	SHA	GWG	GB	S	SPCT	SOG	FO
2005 Bal.	2	0	0	0	0	0	0	0	0	0	0	0	0	.000	0	0-0
2006 Den.	2	0	0	0	0	3	0	0	0	0	0	2	0	.000	0	0-0
2007 Den.	1	0	0	0	0	2	0	0	0	0	0	1	0	.000	0	0-0
2008 Den.	3	0	0	0	0	0	0	0	0	0	0	1	0	.000	0	0-0
2009 Den.	2	0	0	0	0	1	0	0	0	0	0	8	0	.000	0	0-0
2010 Den.	1	0	0	0	0	.5	0	0	0	0	0	5	0	.000	0	0-0
2011 Den.	1	0	0	0	0	0	0	0	0	0	0	3	0	.000	0	0-0
TOTALS	8	0	0	0	0	4.5	0	0	0	0	0	18	0	.000	0	0-0



2011 DENVER OUTLAWS ROSTER

**2012 DENVER OUTLAWS NUMERICAL ROSTER (AS OF 4/24/12)**

No.	Player	Pos.	Ht.	Wt.	Age	Exp.	College	Hometown
3	Steve Giannone	M	6-0	186	26	3	Virginia	Greenwich, Conn.
5	Casey Cittadino	M	5-11	185	29	7	Towson	Baldwin, N.Y.
7	Matt Bocklet	D	5-10	190	26	5	Johns Hopkins	South Salem, N.Y.
9	Andrew Lay	M	6-3	200	22	2	Denver	Denver
11	Justin Bokmeyer	M	6-1	180	27	2	U.S. Military Academy	Fort Hood, Texas
15	Peter Vlahakis	M	5-10	190	30	8	Fairfield	Shoreham, N.Y.
16	Terry Kimener	M	6-2	180	27	5	Maryland-Baltimore County	Oakton, Va.
19	Jesse Schwartzman	G	6-0	220	26	6	Johns Hopkins	Owings Mills, Md.
20	Jeremy Sieverts	M	6-3	205	25	3	Maryland	Lutherville, Md.
24	Kyle McGrath	M	6-0	203	24	R	Gettysburg	Randolph, N.J.
27	Ryan Hoff	A	5-11	203	24	2	Notre Dame	Baldwin, M.D.
29	Lee Zink	D	6-4	195	30	8	Maryland	Greenwich, Conn.
31	Ben Brown	G	6-3	190	25	3	Whittier	Denver
32	Peter Mezzanotte	M	6-1	186	24	2	Towson	West Islip, N.Y.
33	Nate Watkins	M	6-4	200	32	10	Maryland	Horseheads, N.Y.
41	Matt Bernier	D	6-1	185	23	R	Penn State	Drexel Hill, Pa.
42	Joe Yevoli	A	6-0	180	28	4	Syracuse	Massapequa, N.Y.
47	Sean McCarthy	D	6-1	200	28	7	Hofstra	Hicksville, N.Y.
57	Peet Poillon	M	5-9	170	24	4	Maryland-Baltimore County	Cranberry Twnship Pa.
65	Chris Mattes	M	6-2	195	23	R	Rutgers	Westfield, N.J.
87	Christian Pastirik	M	5-10	165	25	2	Towson	Winston Salem, N.C.
88	Long Ellis III	D	6-1	210	23	2	Princeton	Darien, Conn.
91	Dillon Roy	D	5-10	190	24	3	Denver	Denver
	Chris O'Dougherty	D	6-1	200	25	4	Rutgers	Kinnelon, N.J.

NLL Inactive List

2	Brendan Mundorf	A	5-11	195	27	7	Maryland-Baltimore County	Ellicott City, Md.
8	Steve Holmes	D	6-0	200	29	6	Virginia	Chestnut Hill, Pa.
10	Jordan McBride	A	6-0	205	25	2	Stony Brook	New Westminster, B.C.
12	Jarrett Park	M	6-1	205	29	7	Syracuse	Otisco, N.Y.
55	Eric Martin	D	6-2	205	30	8	Salisbury State	Norfolk, Va.

Military Inactive List

4	Adam Fullerton	G	6-0	188	27	5	U.S. Military Academy	Elmira, N.Y.
---	----------------	---	-----	-----	----	---	-----------------------	--------------

Injured Reserve List

37	Jordan Hendry	D	6-0	196	25	2	Denver	Dammam, Saudi Arabia
----	---------------	---	-----	-----	----	---	--------	----------------------

Coaching Staff: Tony Seaman, General Manager (1st season); Jim Stagnitta, Head Coach (1st season);

B.J. O'Hara, Assistant Coach; Stan Ross, Assistant Coach.

Pronunciation Guide

No.	Player	Pronunciation
3	Steve <i>Giannone</i>	Gee-ah-KNOWN
5	Casey <i>Cittadino</i>	Sit-ah-DEENO
57	Peet <i>Poillon</i>	POY-on

**2012 DENVER OUTLAWS ALPHABETICAL ROSTER (AS OF 4/24/12)**

No.	Player	Pos.	Ht.	Wt.	Age	Exp.	College	Hometown
41	Bernier, Matt	D	6-1	185	23	R	Penn State	Drexel Hill, Pa.
7	Bocklet, Matt	D	5-10	190	26	5	Johns Hopkins	South Salem, N.Y.
11	Bokmeyer, Justin	M	6-1	180	27	2	U.S. Military Academy	Fort Hood, Texas
31	Brown, Ben	G	6-3	190	25	3	Whittier	Denver
5	Cittadino, Casey	M	5-11	185	29	7	Towson	Baldwin, N.Y.
88	Ellis III, Long	D	6-1	210	23	2	Princeton	Darien, Conn.
3	Giannone, Steve	M	6-0	186	26	3	Virginia	Greenwich, Conn.
27	Hoff, Ryan	A	5-11	203	24	2	Notre Dame	Baldwin, Md.
16	Kimener, Terry	M	6-2	180	27	5	Maryland-Baltimore County	Oakton, Va.
9	Lay, Andrew	M	6-3	200	22	2	Denver	Denver
65	Mattes, Chris	M	6-2	195	23	R	Rutgers	Westfield, N.J.
47	McCarthy, Sean	D	6-1	200	28	7	Hofstra	Hicksville, N.Y.
24	McGrath, Kyle	M	6-0	203	24	R	Gettysburg	Randolph, N.J.
32	Mezzanotte, Peter	M	6-1	186	24	2	Towson	West Islip, N.Y.
	O'Dougherty, Chris	D	6-1	200	25	4	Rutgers	Kinnelon, N.J.
87	Pastirik, Christian	M	5-10	165	25	2	Towson	Winston Salem, N.C.
57	Poillon, Peet	M	5-9	170	24	4	Maryland-Baltimore County	Cranberry Twnship Pa.
91	Roy, Dillon	D	5-10	190	24	3	Denver	Denver
19	Schwartzman, Jesse	G	6-0	220	26	6	Johns Hopkins	Owings Mills, Md.
20	Sieverts, Jeremy	M	6-3	205	25	3	Maryland	Lutherville, Md.
15	Vlahakis, Peter	M	5-10	190	30	8	Fairfield	Shoreham, N.Y.
33	Watkins, Nate	M	6-4	200	32	10	Maryland	Horseheads, N.Y.
42	Yevoli, Joe	A	6-0	180	28	4	Syracuse	Massapequa, N.Y.
29	Zink, Lee	D	6-4	195	30	8	Maryland	Greenwich, Conn.

NLL Inactive List

8	Holmes, Steve	D	6-0	200	29	6	Virginia	Chestnut Hill, Pa.
55	Martin, Eric	D	6-2	205	30	8	Salisbury State	Norfolk, Va.
10	McBride, Jordan	A	6-0	205	25	2	Stony Brook	New Westminster, B.C.
2	Mundorf, Brendan	A	5-11	195	27	7	Maryland-Baltimore County	Ellicott City, Md.
12	Park, Jarrett	M	6-1	205	29	7	Syracuse	Otisco, N.Y.

Military Inactive List

4	Fullerton, Adam	G	6-0	188	27	5	U.S. Military Academy	Elmira, N.Y.
---	-----------------	---	-----	-----	----	---	-----------------------	--------------

Injured Reserve List

37	Hendry, Jordan	D	6-0	196	25	2	Denver	Dammam, Saudi Arabia
----	----------------	---	-----	-----	----	---	--------	----------------------



2012 DENVER OUTLAWS ROSTER BY POSITION (AS OF 4/24/12)

No.	Player	Pos.	Ht.	Wt.	Age	Exp.	College	Hometown
Attack								
27	Hoff, Ryan	A	5-11	203	24	2	Notre Dame	Baldwin, Md.
42	Yevoli, Joe	A	6-0	180	28	4	Syracuse	Massapequa, N.Y.
Midfield								
11	Bokmeyer, Justin	M	6-1	180	27	2	U.S. Military Academy	Fort Hood, Texas
5	Cittadino, Casey	M	5-11	185	29	7	Towson	Baldwin, N.Y.
3	Giannone, Steve	M	6-0	186	26	3	Virginia	Greenwich, Conn.
16	Kimener, Terry	M	6-2	180	27	5	Maryland-Baltimore County	Oakton, Va.
9	Lay, Andrew	M	6-3	200	22	2	Denver	Denver
65	Mattes, Chris	M	6-2	195	23	R	Rutgers	Westfield, N.J.
24	McGrath, Kyle	M	6-0	203	24	R	Gettysburg	Randolph, N.J.
32	Mezzanotte, Peter	M	6-1	186	24	2	Towson	West Islip, N.Y.
87	Pastirik, Christian	M	5-10	165	25	2	Towson	Winston Salem, N.C.
57	Poillon, Peet	M	5-9	170	24	4	Maryland-Baltimore County	Cranberry Twnship Pa.
20	Sieverts, Jeremy	M	6-3	205	25	3	Maryland	Lutherville, Md.
15	Vlahakis, Peter	M	5-10	190	30	8	Fairfield	Shoreham, N.Y.
33	Watkins, Nate	M	6-4	200	32	10	Maryland	Horseheads, N.Y.
Defense								
41	Bernier, Matt	D	6-1	185	23	R	Penn State	Drexel Hill, Pa.
7	Bockett, Matt	D	5-10	190	26	5	Johns Hopkins	South Salem, N.Y.
88	Ellis III, Long	D	6-1	210	23	2	Princeton	Darien, Conn.
47	McCarthy, Sean	D	6-1	200	28	7	Hofstra	Hicksville, N.Y.
	O'Dougherty, Chris	D	6-1	200	25	4	Rutgers	Kinnelon, N.J.
91	Roy, Dillon	D	5-10	190	24	3	Denver	Denver
29	Zink, Lee	D	6-4	195	30	8	Maryland	Greenwich, Conn.
Goalies								
31	Brown, Ben	G	6-3	190	25	3	Whittier	Denver
19	Schwartzman, Jesse	G	6-0	220	26	6	Johns Hopkins	Owings Mills, Md.
NLL Inactive List								
8	Holmes, Steve	D	6-0	200	29	6	Virginia	Chestnut Hill, Pa.
55	Martin, Eric	D	6-2	205	30	8	Salisbury State	Norfolk, Va.
10	McBride, Jordan	A	6-0	205	25	2	Stony Brook	New Westminster, B.C.
2	Mundorf, Brendan	A	5-11	195	27	7	Maryland-Baltimore County	Ellicott City, Md.
12	Park, Jarrett	M	6-1	205	29	7	Syracuse	Otisco, N.Y.
Military Inactive List								
4	Fullerton, Adam	G	6-0	188	27	5	U.S. Military Academy	Elmira, N.Y.
Injured Reserve List								
37	Hendry, Jordan	D	6-0	196	25	2	Denver	Dammam, Saudi Arabia



2011 SEASON REVIEW



2011 OUTLAWS SCHEDULE AND RESULTS

Wk.	Date	Opponent	Score	Atten.	Time*	Location	MVP	W-L
1	May 14	Hamilton	18-10 (W)	9,993	7 p.m.	INVESCO Field at Mile High	B. Mundorf	1-0
2	May 21	@Boston	13-12 (W)	8,317	7 p.m.	Harvard Stadium	T. Kimener	2-0
3	June 3	@Long Island	11-10 (W)	2,782	7 p.m.	James M. Shuart Stadium	B. Bitter	3-0
4	June 11	Chesapeake	16-15 (L)	12,548	7 p.m.	INVESCO Field at Mile High	B. Hunt	3-1
5	June 18	@Hamilton	15-7 (W)	1,047	7 p.m.	Robert Joyce Stadium	B. Mundorf	4-1
6	June 25	Long Island	18-11 (W)	10,142	7 p.m.	INVESCO Field at Mile High	C. Martin	5-1
7	July 3	Boston	15-12 (L)	27,184^	7 p.m.	INVESCO Field at Mile High	P. Rabil	5-2
8	July 16	Rochester	9-8 (L)	6,318	7 p.m.	INVESCO Field at Mile High	J. Galloway	5-3
9	July 23	@Rochester	15-8 (L)	5,107	7 p.m.	Sahlen's Stadium	N. Crotty	5-4
10	July 30	Boston	10-9 (L)	7,804	7 p.m.	INVESCO Field at Mile High	K. Buchanan	5-5
11	Aug. 6	@Long Island	14-11 (W)	3,082	7 p.m.	James M. Shuart Stadium	M. Seibald	6-5
12	Aug. 13	@Chesapeake	15-9 (W)	8,517	7 p.m.	Navy-Marine Corps Memorial	B. Mundorf	7-5
13	Aug. 27	Hamilton%	11-9 (L)	-	2:40 p.m.	Navy-Marine Corps Memorial	J. Boltus	7-5

*All times local; ^Professional lacrosse record; % MLL Semifinals

2011 OUTLAWS HONORS AND AWARDS

Lacrosse.com All-MLL Team (1)

Brendan Mundorf, Attack

MLL All-Star Team (7)

Matt Bocklet

Brendan Mundorf

Peet Poillon

Jesse Schwartzman

Max Seibald

Drew Westervelt

Lee Zink

Offensive Player of the Week (3)

Brendan Mundorf, Week 1

Brendan Mundorf, Week 5

Brendan Mundorf, Week 12

Defensive Player of the Week (2)

Jesse Schwartzman, Week 2

Jesse Schwartzman, Week 3

Rookie of the Week (1)

Billy Bitter, Week 3

MLL Skills Competition (1)

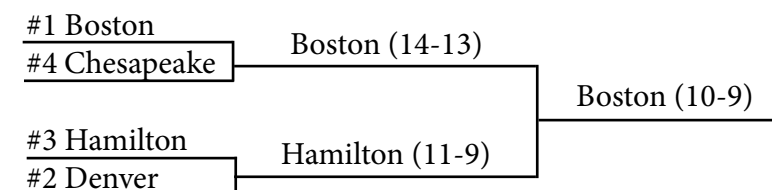
Jesse Schwartzman, Goalie Gauntlet



2011 MLL STANDINGS

Team	W	L	GB	PCT	GF	GA	HOME	AWAY
Boston	9	3	-	.750	173	142	4-2	5-1
Denver	7	5	2	.583	156	135	2-4	5-1
Hamilton	7	5	2	.583	150	150	2-4	5-1
Chesapeake	6	6	3	.500	139	162	2-4	4-2
Long Island	5	7	4	.417	138	151	3-3	1-5
Rochester	2	10	7	.167	143	164	1-5	1-5

2011 MLL PLAYOFFS



2011 OUTLAWS TEAM STATISTICS

Denver	Category	Opponents
150	Goals.....	123
6	2-pt goals	12
70	Assists.....	65
226	Points	200
400	Ground balls	361
323	Shots on goal	273
.505	Faceoffs.....	.495
57.5	Penalty minutes.....	67.0
18	Power-play goals	13
3	Shorthanded goals	1

2011 MLL INDIVIDUAL LEADERS

Points..... Crotty (Roc.)/Rabil (Bos.), 50
 Goals... Mundorf (Den.)/Poskay (Bos.), 30
 2pt Goals..... Danowski (L.I.), 7
 Assists..... Crotty (Roc.), 21
 Ground balls..... Merrill (Ham.), 77
 Shots.....Rabil (Bos.), 127
 SPCT (min. 50)....Glading (Che.), .426
 PPG....Westervelt (Den.)/Catalino (Roc.), 7
 SHG..... Mundorf (Den.), 3
 GWG..... Ross (Bos.), 3
 Penalty min. Spallina (L.I.), 20.5
 Faceoffs (min. 75).... Eck (Bos.), .595
GAA. Schwartzman (Den.), 9.9
 Saves..... Adams (L.I.), 176
 Save pct. Burke (Bos.), .615

MLL Record

2011 OUTLAWS INDIVIDUAL LEADERS (MLL RK)

Points..... Mundorf, 45 (3)
 Goals..... Mundorf, 30 (1t)
 Assists..... Mundorf, 15 (5t)
 Ground balls.....Hennessey, 49 (7)
 Shots..... Mundorf, 89 (3)
 SPCT (min. 50).... Mundorf, .337 (5)
 PPG..... Westervelt, 7 (1t)
 SHG..... Mundorf, 3 (1)
 GWG Westervelt/Kimener, 2 (2t)
 Penalty minutes.....E. Martin, 9 (2)
 FO (min. 75)..... Hennessey, .557 (2)
 GAA.....Schwartzman, 9.9 (1)
 Saves Schwartzman, 142 (4)
 Save pct. Schwartzman, .566 (2)

**2011 DENVER OUTLAWS INDIVIDUAL STATISTICS**

PLAYER	GP	G	2pG	A	PTS	PIM	PPG	PPA	SHG	SHA	GWG	GB	S	SPCT	SOG	FOW	FOA	Pct.
Mundorf, B.	11	30	0	15	45	6	1	6	3	0	0	23	89	.337	55	0	0	0.000
Westervelt, D.	10	23	1	8	32	3	7	3	0	0	2	19	69	.333	48	0	0	0.000
Poillon, P.	12	20	1	4	25	1	1	1	0	0	1	13	87	.230	44	0	0	0.000
Seibald, M.	9	12	3	2	17	1.5	2	0	0	0	0	13	43	.279	30	0	0	0.000
McGlone, B.	7	9	0	8	17	0	0	2	0	0	0	3	38	.237	23	0	0	0.000
Bitter, B.	9	12	0	4	16	3	2	0	0	0	1	18	39	.308	23	0	0	0.000
Martin, C.	5	10	0	3	13	.5	1	0	0	0	1	5	21	.476	14	0	0	0.000
Langtry, B.	8	6	0	6	12	4.5	3	2	0	0	0	6	28	.214	20	1	1	1.000
Kimener, T.	6	6	0	5	11	.5	0	0	0	0	2	6	21	.286	14	0	0	0.000
Watkins, N.	12	2	0	5	7	2.5	0	0	0	1	0	9	9	.222	5	0	0	0.000
DeLaney, S.	7	4	0	1	5	0	0	1	0	0	0	3	14	.286	8	0	0	0.000
Bockett, M.	12	1	0	4	5	1	0	0	0	0	0	47	6	.167	3	0	0	0.000
Iannucci, A.	1	3	1	0	4	3	1	0	0	0	0	1	7	.429	3	0	0	0.000
Park, J.	9	3	0	0	3	4.5	0	0	0	0	0	6	4	.750	4	0	0	0.000
Holmes, S.	10	2	0	1	3	2	0	0	0	0	0	13	5	.400	5	0	0	0.000
Giannone, S.	3	2	0	1	3	.5	0	0	0	0	0	5	6	.333	4	0	0	0.000
Roy, D.	12	1	0	1	2	1	0	0	0	0	0	21	6	.167	4	0	3	0.000
Unterstein, K.	9	1	0	1	2	7	0	0	0	0	0	30	6	.167	3	4	5	0.800
Martin, E.	6	1	0	0	1	9	0	0	0	0	0	24	3	.333	1	0	0	0.000
Dalton, W.	2	1	0	0	1	0	0	0	0	0	0	5	1	1.000	1	14	55	0.255
Bokmeyer, J.	1	1	0	0	1	.5	0	0	0	0	0	0	2	.500	1	0	0	0.000
Schwartzman, J.	12	0	0	0	0	2	0	0	0	0	0	26	0	.000	0	0	0	0.000
Zink, L.	10	0	0	0	0	2	0	0	0	0	0	28	1	.000	1	0	0	0.000
Hennessey, A.	10	0	0	0	0	.5	0	0	0	0	0	49	7	.000	3	142	255	0.557
Schmidt, B.	7	0	0	0	0	1	0	0	0	0	0	14	1	.000	0	0	0	0.000
Cittadino, C.	5	0	0	0	0	.5	0	0	0	0	0	2	4	.000	2	0	0	0.000
McCarthy, S.	4	0	0	0	0	0	0	0	0	0	0	3	0	.000	0	0	0	0.000
Ghitelman, A.	3	0	0	0	0	0	0	0	0	0	0	2	0	.000	0	0	0	0.000
Thompson, M.	2	0	0	0	0	0	0	0	0	0	0	1	0	.000	0	0	0	0.000
Cranston, R.	2	0	0	0	0	0	0	0	0	0	0	0	8	.000	4	0	0	0.000
Fullerton, A.	1	0	0	0	0	0	0	0	0	0	0	3	0	.000	0	0	0	0.000
Brown, B.	1	0	0	0	0	0	0	0	0	0	0	0	0	.000	0	0	0	0.000
Podgajny, M.	1	0	0	0	0	0	0	0	0	0	0	0	4	.000	0	0	0	0.000
McFadyen, R.	1	0	0	0	0	.5	0	0	0	0	0	2	0	.000	0	0	0	0.000
Lay, Andrew	1	0	0	0	0	0	0	0	0	0	0	0	0	.000	0	0	0	0.000
TOTALS:	12	150	6	69	225	57.5	18	15	3	1	7	400	529	.284	323	161	319	0.505

2011 DENVER OUTLAWS GOALIE STATISTICS

GOALIES	GP	MIN	W	L	GA	2pGA	GAA	SV	SV%
Schwartzman, Jesse	12	662:21	6	5	109	10	9.9	142	.566
Ghitelman, Adam	3	39:26	0	0	8	2	12.2	6	.429
Fullerton, Adam	1	15:21	1	0	5	0	19.5	2	.286
Brown, Ben	1	3:59	0	0	1	0	15.1	0	.000
TOTALS:	12	-	7	5	123	12	10.3	150	.549

**2011 OUTLAWS GAME-BY-GAME STATISTICS**

Opponent	Score	G	2pGA	Pts.	PG	SG	PIM	SOG	GB	FOW	FOA	PCT	
vs. Ham. (5/14)	18	17	1	10	28	4	0	50	26	24	13	29	0.448
at Bos. (5/21)	13	13	0	4	17	1	0	25	20	28	2	29	0.069
at LI. (6/3)	11	10	1	3	14	2	0	40	27	49	18	23	0.783
vs. Che. (6/11)	15	15	0	6	21	1	0	15	28	43	16	34	0.471
at Ham. (6/18)	15	15	0	13	28	3	1	45	28	35	15	25	0.600
vs. LI. (6/25)	18	17	1	7	25	2	0	100	31	36	24	30	0.800
vs. Bos. (7/3)	12	10	2	3	15	2	0	45	26	27	12	27	0.444
vs. Roc. (7/16)	8	8	0	1	9	0	1	45	27	29	8	20	0.400
at Roc. (7/23)	8	8	0	5	13	0	0	50	22	32	13	25	0.520
vs. Bos. (7/30)	9	9	0	6	15	0	0	60	26	23	15	22	0.682
at LI. (8/6)	14	13	1	4	18	1	0	15	28	37	14	28	0.500
at Che. (8/13)	15	15	0	8	23	2	1	85	34	37	11	27	0.407
TOTALS	156	150	6	70	226	18	3	57.5	323	400	161	319	0.505

2011 OPPONENT GAME-BY-GAME STATISTICS

Opponent	Score	G	2pGA	Pts.	PG	SG	PIM	SOG	GB	FOW	FOA	PCT	
vs. Ham. (5/14)	10	9	1	3	13	0	0	16.0	22	30	16	29	0.552
at Bos. (5/21)	12	12	0	8	20	1	0	2.0	26	44	27	29	0.931
at LI. (6/3)	10	9	1	4	14	0	0	40	27	29	5	23	0.217
vs. Che. (6/11)	16	15	1	10	26	1	0	5.0	33	35	18	34	0.529
at Ham. (6/18)	7	6	1	6	13	1	0	15.0	15	26	10	25	0.400
vs. LI. (6/25)	11	9	2	3	14	1	0	7.5	15	22	6	30	0.200
vs. Bos. (7/3)	15	14	1	9	24	3	0	3.5	29	25	15	27	0.556
vs. Roc. (7/16)	9	8	1	4	13	1	0	1.0	21	27	12	20	0.600
at Roc. (7/23)	15	13	2	7	22	3	0	0.0	17	30	12	25	0.480
vs. Bos. (7/30)	10	9	1	5	15	1	1	3.5	26	22	7	22	0.318
at LI. (8/6)	11	11	0	2	13	1	0	1.5	21	32	14	28	0.500
at Che. (8/13)	9	8	1	4	13	0	0	8.0	21	39	16	27	0.593
TOTALS	135	123	12	65	200	13	1	67.0	273	361	158	319	0.495

OUTLAWS' RECORD WHEN...

Home.....	2-4, 0.333
Away.....	5-1, 0.833
Score first.....	4-2, 0.667
Opponent scores first.....	3-3, 0.500
Record more GBs.....	4-5, 0.444
Record more SOG.....	5-2, 0.714
Record fewer PIM.....	2-1, 0.667
Score multiple PPG.....	5-1, 0.833
Score a SHG.....	2-1, 0.667
Score a 2pG.....	4-1, 0.800
Opponent scores a 2pG.....	5-5, 0.500
Leading after 1st qtr.....	7-0, 1.000
Leading after 2nd qtr.....	5-3, 0.625
Leading after 3rd qtr.....	6-3, 0.667
Trailing after 1st qtr.....	0-4, 0.000
Trailing after 2nd qtr.....	1-2, 0.333
Trailing after 3rd qtr.....	1-2, 0.333

OUTLAWS SINGLE-GAME BESTS

Goals.....	6, Mundorf, vs. Ham., 5/14
2pG.....	2, Seibald, vs. Bos., 7/3
AST.....	4, Mundorf, @Ham., 6/18, vs. Ham., 5/14
PTS.....	10, Mundorf, vs. Ham., 5/14
GB.....	8, Hennessey, @L.I., 6/3
PIM.....	7, E. Martin, vs. L.I., 6/25
PPG.....	2, Westervelt, vs. Ham., 5/14
SOG.....	10, Westervelt, @Roc., 7/23
FO.....	793 (23-29), Hennessey, vs. L.I., 6/25
SV.....	18, Schwartzman, vs. Che., 6/11, @LI., 6/3

OPPONENT SINGLE-GAME BESTS

Goals.....	5, Hunt, vs. Che., 6/11
2pG.....	2, Danowski, vs. L.I., 6/25
AST.....	3, 3x, last Rabil, vs. Bos., 6/3
PTS.....	9, Hunt, vs. Che., 6/11
GB.....	12, Smalley, @Bos., 5/21
PIM.....	7, Hall, vs. Ham., 5/14
PPG.....	2, Catalino, @Roc., 7/23
SOG.....	8, Rabil, vs. Bos., 7/30
FO.....	.931, Eck, @Bos., 5/21
SV.....	19, Galloway, vs. Roc., 7/16



2011 OUTLAWS HIGHS / LOWS

High	Category	Low
18, vs. L.I., 6/25 and vs. Ham., 5/14	Score	8, at Roc., 7/23, and vs. Roc., 7/16
17, vs. L.I., 6/25 and vs. Ham., 5/14	Goals	8, at Roc., 7/23, and vs. Roc., 7/16
2, vs. Bos., 7/3	2pG	0, six times, last vs. Bos., 7/30
12, at Ham., 6/18	Assists	1, vs. Roc., 7/16
28, vs. Ham., 5/14	Points	9, vs. Roc., 7/16
49, at L.I., 6/3	GBs	23, vs. Bos., 7/30
10, vs. L.I., 6/25	PIM	1.5, at L.I., 8/6, and vs. Che., 6/11
4, vs. Ham., 5/14	PPG	0, three times, last vs. Bos., 7/30
4, vs. Ham., 5/14	PPA	0, six times, last at L.I., 8/6
54, at L.I., 6/3	Shots	37, at Bos., 5/21
34, at Che., 6/13	SOG	26, four times, last vs. Bos., 7/30
.800 (24-30), vs. L.I., 6/25	FOPCT (min. 10)	.069 (2-29), at Bos., 5/21

2011 OPPONENT HIGHS / LOWS

High	Category	Low
15, vs. Che., 6/11	Goals	6, at Ham., 6/18
2, at Roc., 7/23, and vs. L.I., 6/25	2pG	0, at L.I., 8/6, and at Bos., 5/21
9, vs. Bos., 7/3	Assists	2, at L.I., 8/6
26, vs. Che., 6/11	Points	10, vs. Ham., 5/14
44, at Bos., 5/21	GBs	22, vs. Bos., 7/30, and vs. L.I., 6/25
16, vs. Ham., 5/14	PIM	0, at Roc., 7/23
3, at Roc., 7/23, and vs. Bos., 7/3	PPG	0, three times, last at Che., 8/13
3, at Roc., 7/23	PPA	0, four times, last at Che., 8/13
51, at Bos., 5/21	Shots	29, at Ham., 6/18
33, vs. Che., 6/11	SOG	15, vs. L.I., 6/25 and at Ham., 6/18
.931 (27-29), at Bos., 5/21	FOPCT (min. 10)	.200 (6-30), vs. L.I., 6/25

2011 SCORING BREAKDOWN

	1	2	3	4	OT	Total
Denver	39	40	46	31	0	156
Opponents	27	26	42	39	1	135





Denver vs. Hamilton

Game No. 1
INVESCO Field at Mile High
May 14 • 7 p.m.

DENVER — The Denver Outlaws opened the 2011 season in front of a home crowd of 9,993, defeating the Hamilton Nationals, 18-10, at a rain-soaked INVESCO Field at Mile High.

Four Outlaws finished with hat tricks, led by 10 points (6 G, 4A) from attackman Brendan Mundorf, which set a franchise single-game record and earned him the Bud Light MVP award.

The Outlaws were also boosted by newly acquired midfielder Peet Poillon, who also finished the night with a hat trick—just hours after meeting his teammates for the first time since being acquired via trade earlier in the week. Attackmen Drew Westervelt and Athan Iannucci also joined the hat trick club.

Goalie Jesse Schwartzman scooped up a team-high five ground balls and saved 13-of-21 shots on goal (.619 pct.) in the winning effort.

Denver struck for the first three goals of the contest with markers from Mundorf, Poillon and Westervelt, before Hamilton got on the board with a score from Jordan Hall. Mundorf scored his third goal with 10 seconds on the clock, giving the Outlaws a 5-3 lead.

Jarrett Davis, who led Hamilton with three goals, scored early in the second quarter for Hamilton to make it 5-4 and added a second goal with 1:46 left to play in the first half. Mundorf answered with his fourth goal of the game, which gave Denver a 6-5 lead heading into halftime.

Denver started the second half with a goal from Langtry, assisted by Mundorf. One minute later, Mundorf found Poillon, to give the Outlaws a three goal-lead. Snider scored for the Nationals to make it 8-6, but Will Dalton won the ensuing draw and bounced in a goal to push Denver's lead to three. Then, Poillon found the back of the net for the third time in the game to put Denver up 10-6. Westervelt added his second goal on an assist from Langtry, who would finish with three helpers, at the 11:26 mark. Iannucci scored seconds later and Mundorf added his fifth goal as the Outlaws blew the game open. Westervelt completed his hat trick before the quarter came to an end, and the Outlaws led to 14-6 after three.

As the rain poured down from above, the Outlaws poured on the goals in the final frame. Iannucci buried a 2-pointer with 11:02 remaining in the game on an assist from Mundorf, who then added his seventh goal to put the Outlaws up 17-6. After three Hamilton goals, Mundorf and Iannucci teamed up again to make the final score 18-10.

TEAM STATS		
Denver	Category	Hamilton
18	Score	10
17	Goals	9
1	2-pt goals	1
10	Assists	3
28	Points	13
24	Ground balls	30
26	Shots on goal	26
.448	Faceoffs	.552
5:00	Penalty minutes	16:00
4	Man-up goals	0
0	Shorthanded goals	0
15	Saves	9

SCORING SUMMARY

1st Quarter	
Den - Mundorf (Langtry) 1:02	Den - Poillon (unassisted) 2:53
Den - Westervelt (PPG) (Langtry) 4:03	Ham. - Hall (unassisted) 5:10
Den - Mundorf (Bocklet) 8:10	Ham. - Jamieson (unassisted) 11:29
Ham. - Walters (unassisted) 13:15	Den - Mundorf (unassisted) 14:50
2nd Quarter	
Ham. - Davis (Snider) 3:21	Den - Mundorf (unassisted) 9:24
Ham. - Davis (unassisted) 13:14	
3rd Quarter	
Den - Langtry (PPG) (Mundorf) 3:58	Den - Poillon (Mundorf) 5:49
Den - Dalton (unassisted) 6:28	Ham. - Snider (Merrill) 6:28
Den - Westervelt (PPG) (Langtry) 11:26	Den - Iannucci (PPG) (McGlone) 11:59
Den - Mundorf (unassisted) 12:26	Den - Westervelt (unassisted) 13:17
4th Quarter	
Ham. - Christopher (2pt)(unassisted) 1:45	Den - Iannucci (2pt)(Mundorf) 3:58
Den - Mundorf (unassisted) 6:11	Ham. - Hall (unassisted) 6:52
Den - Athan Iannucci (Mundorf) 11:01	Ham. - Jarrett Davis (Jeremy Boltus) 14:37

PENALTY SUMMARY

1st Quarter	
Ham. - Snider - (Cross Check PF 1), 1 min, 4:03	
2nd Quarter	
Den. - Iannucci - (Ill. Actions w/Crosse PF 3), 3 min, 0:00	Ham. - Rubisch - (Ill. Actions w/Crosse PF 3), 3 min, 0:00
Den. - Holmes - (Slashing PF 1), 1 min, 2:41	Den. - Westervelt - (Tripping PF 1), 1 min, 6:06
Ham. - Grant Jr - (Interference TF), .5 min, 10:16	
3rd Quarter	
Ham. - Rodgers - (Ill. Body Check PF 1), 1 min, 3:42	Ham. - Bliss - (UC PF 1), 1 min, 3:42
Ham. - Grant Jr - (Slashing PF 1), 1 min, 10:49	Ham. - Hall - (Ill. Body Check PF 1), 1 min, 11:47
4th Quarter	
Ham. - Walters - (Slashing PF 1), 1 min, 3:58	Ham. - Hall - (Ill. Body Check PF 1), 1 min, 12:43
Ham. - Hall - (UC Misconduct), 5 min, 12:43	Ham. - Merrill - (Delay of Game TF), .5 min, 13:43



	1	2	3	4	Final
	3	2	1	4	10
	5	1	8	4	18

Time of game: 2:25
Crew Chief: JD Doyle

Attendance: 9,993
Assistant Referee: Bill Johansen

MVP: Brendan Mundorf

HAMILTON NATIONALS (0-1)												
#	NAME	G	2ptG	A	PTS	PPG	SHG	PIM	SOG	SOFF	GB	FO
1	Walters, Joe	1	0	0	1	0	0	1	5	5	1	-
2	Boltus, Jeremy	0	0	1	1	0	0	0	1	3	2	-
3	Smith, Billy-Dee	0	0	0	0	0	0	0	0	0	0	-
4	Snider, Geoff	1	0	1	2	0	0	1	2	0	6	16-28
5	Henderson, Bill	0	0	0	0	0	0	0	0	0	2	-
6	Dawson, Dan	0	0	0	0	0	0	0	0	0	0	0-1
7	Burton, Tyler	0	0	0	0	0	0	0	0	0	1	-
8	Rubisch, Kyle	0	0	0	0	0	0	3	0	0	1	-
9	Point, Craig	0	0	0	0	0	0	0	0	0	0	-
11	Panarelli, Steve	0	0	0	0	0	0	0	0	0	0	-
12	Christopher, Brian	1	1	0	2	0	0	0	2	1	1	-
16	Waldeck, Steven	0	0	0	0	0	0	0	0	1	0	-
17	Merrill, Brodie	0	0	1	1	0	.5	0	0	1	6	-
18	Davis, Jarrett	3	0	0	3	0	0	0	3	2	0	-
22	Jamieson, Cody	1	0	0	1	0	0	0	3	0	2	-
24	Grant Jr, John	0	0	0	0	0	0	1.5	3	1	1	-
26	Bucktooth, Brett	0	0	0	0	0	0	0	0	0	0	-
33	Bliss, Solomon	0	0	0	0	0	0	1	0	0	1	-
42	Rodgers, Scott	0	0	0	0	0	0	1	0	0	1	-
44	Hall, Jordan	2	0	0	2	0	0	7	2	1	3	-
48	Vinc, Matt	0	0	0	0	0	0	0	0	0	0	-
79	Smith, Sid	0	0	0	0	0	0	0	0	0	0	-
80	Moss, Donny	0	0	0	0	0	0	0	1	0	2	-
Totals:		9	1	3	13	0	0	16	22	15	30	16-29
GOALIES		DEC	MIN	GA	2ptGA	SOG	SAVES	SV1	SV2	SV3	SV4	
42	Scott Rodgers	LOSS	60:00	17	1	26	9	2	3	3	1	

DENVER OUTLAWS (1-0)												
#	NAME	G	2ptG	A	PTS	PPG	SHG	PIM	SOG	SOFF	GB	FO
2	Mundorf, Brendan	6	0	4	10	0	0	0	7	3	2	-
3	Giannone, Steve	0	0	0	0	0	0	0	0	2	3	-
5	Cittadino, Casey	0	0	0	0	0	0	0	0	0	1	-
6	Langtry, Brian	1	0	3	4	1	0	0	1	0	1	1-1
7	Bocklet, Matt	0	0	1	1	0	0	0	0	0	2	-
8	Holmes, Steve	0	0	0	0	0	0	1	0	0	0	-
12	Park, Jarett	0	0	0	0	0	0	0	0	0	0	-
13	McGlone, Bill	0	0	2	2	0	0	0	1	2	1	-
14	Westervelt, Drew	3	0	0	3	2	0	1	5	3	1	-
19	Schwartzman, Jesse	0	0	0	0	0	0	0	0	0	5	-
23	DeLaney, Sean	0	0	0	0	0	0	0	2	0	0	-
29	Zink, Lee	0	0	0	0	0	0	0	0	0	1	-
31	Dalton, Will	1	0	0	1	0	0	0	1	0	4	12-28
32	Iannucci, Athan	3	1	0	4	1	0	3	3	4	1	-
33	Brown, Ben	0	0	0	0	0	0	0	0	0	0	-
35	Watkins, Nate	0	0	0	0	0	0	0	1	0	1	-
42	Seibald, Max	0	0	0	0	0	0	0	0	0	0	-
47	McCarthy, Sean	0	0	0	0	0	0	0	0	0	1	-
57	Poillon, Peet	3	0	0	3	0	0	0	5	2	0	-
91	Roy, Dillon	0	0	0	0	0	0	0	0	0	0	-
Totals:		17	1	10	28	4	0	5	26	16	24	13-29
GOALIES		DEC	MIN	GA	2ptGA	SOG	SAVES	SV1	SV2	SV3	SV4	
19	Jesse Schwartzman	WIN	60:00	10	2	25	15	2	6	1	6	
33	Ben Brown		3:59	1	0	1	0	0	0	0	0	



Denver at Boston

Game No. 2
Harvard Stadium
May 21 • 7 p.m.

BOSTON — Denver and Boston renewed their rivalry at Harvard Stadium in front of 8,317 fans with the Denver Outlaws (2-0) outlasting the Boston Cannons (1-1) for a 13-12 victory.

Matt Poskay gave Boston an early 1-0 advantage, but Denver responded with six straight goals, led off by Connor Martin. Steve Giannone scored his first of the season two minutes later to put Denver ahead 2-1. Justin Bokmeyer added in his first career goal, and Terry Kimener, who would receive Bud Light MVP honors, threw in his first score of the year and the Outlaws led 4-1 after the first quarter.

The Denver streak continued with goals from Martin and Sean DeLaney to start the second stanza. Pat Heim found the net on a power play to trim the Boston deficit to four. Kimener then added his second of the game to push the Outlaws' lead to 7-2. Ryan Boyle scored before halftime to make the score 7-3 at the break.

The Cannons made a run in the third quarter, but timely goals from the Outlaws kept Boston from gaining momentum. Martin recorded his second career hat trick with a fadeaway effort at the 4:16 mark in the third quarter. Boyle put in his second goal 18 seconds later to trim the Denver lead to 8-5. The scoring continued with Peet Poillon's first of two goals on the night. Boston responded with consecutive tallies from Max Quinzani and Brad Ross, before Denver found the net with Giannone's second goal of the night. Heim scored his second late in the period to make the tally 10-8 in favor of Denver after three quarters.

Quinzani opened the fourth frame with a goal, but DeLaney ripped the net two minutes later to keep the Outlaws lead at two goals. The Cannons responded with three unanswered scores to regain the lead. Poillon knotted the game at 12-12 with a goal at 12:17 and then Terry Kimener buried his first career game-winner with 1:11 remaining.

On Military Appreciation Night in Boston, the Outlaws' coaching staff stuck with their predetermined plan to insert goalie Adam Fullerton into the crease at the start of the fourth quarter. Fullerton made two saves, but more importantly came away with three ground balls, none bigger than one in the closing seconds to intercept a cross-crease pass and seal the 13-12 victory for the Outlaws.

TEAM STATS		
Denver	Category	Boston
13	Score	12
13	Goals	12
0	2-pt goals	0
4	Assists	8
17	Points	20
28	Ground balls	44
20	Shots on goal	26
.069	Faceoffs	.931
2:30	Penalty minutes	2:00
1	Man-up goals	1
0	Shorthanded goals	0
14	Saves	7

SCORING SUMMARY

1st Quarter

Bos. - Poskay (Quinzani) 1:33
Den. - C. Martin (PPG) (DeLaney) 6:10
Den. - Steve Giannone (unassisted) 8:30
Den. - Bokmeyer (Poillon) 10:31
Den. - Kimener (unassisted) 12:34

2nd Quarter

Den. - C. Martin (Bocklet) 5:24
Den. - DeLaney (Giannone) 6:43
 Bos. - Heim (PPG) (Rabil) 9:26
Den. - Kimener (unassisted) 11:17
 Bos. - Boyle (unassisted) 13:37

3rd Quarter

Bos. - Quinzani (Ross) 3:31
Den. - C. Martin (unassisted) 4:16
 Bos. - Boyle (Eck) 4:34
Den. - Poillon (unassisted) 5:25
 Bos. - Quinzani (Boyle) 7:42
 Bos. - Ross (unassisted) 8:08

Den. - Giannone (unassisted) 10:28
 Bos. - Heim (unassisted) 11:32

4th Quarter

Bos. - Quinzani (Rabil) 2:26
Den. - DeLaney (unassisted) 5:58
 Bos. - Rabil (unassisted) 6:51
 Bos. - Quinzani (Rabil) 9:25
 Bos. - Ricci (Eck) 9:43
Den. - Poillon (unassisted) 12:17
Den. - Kimener (unassisted) 13:49

PENALTY SUMMARY

1st Quarter

Bos. - Ricci - (Body Check PF 1), 1 min, 5:49
 Den - Bokmeyer - (Offsides TF), .5 min, 7:14

2nd Quarter

Den - Schwartzman - (Slashing PF 1), 1 min, 9:05

4th Quarter

Bos. - Smalley - (UC PF 1), 1 min, 3:13
 Den - Eric Martin - (UC PF 1), 1 min, 3:13

	1	2	3	4	Final
	4	3	3	3	13
	1	2	5	4	12

Time of game: 2:09
 Crew Chief: Roy Condon

Attendance: 8,317
 Assistant Referee: Bruce Crawford

MVP: Terry Kimener

DENVER OUTLAWS (2-0)												
#	NAME	G	2ptG	A	PTS	PPG	SHG	PIM	SOG	SOFF	GB	FO
0	Unterstein, Kevin	0	0	0	0	0	0	0	0	0	2	0-1
3	Giannone, Steve	2	0	1	3	0	0	0	4	0	0	-
4	Fullerton, Adam	0	0	0	0	0	0	0	0	0	3	-
5	Cittadino, Casey	0	0	0	0	0	0	0	1	0	0	-
7	Bocklet, Matt	0	0	1	1	0	0	0	0	1	3	-
8	Holmes, Steve	0	0	0	0	0	0	0	0	0	3	-
10	Bitter, Billy	0	0	0	0	0	0	0	0	5	1	-
11	Bokmeyer, Justin	1	0	0	1	0	0	.5	1	1	0	-
19	Schwartzman, Jesse	0	0	0	0	0	0	1	0	0	5	-
23	DeLaney, Sean	2	0	1	3	0	0	0	2	1	1	-
31	Dalton, Will	0	0	0	0	0	0	0	0	0	1	2-27
34	Podgajny, Mike	0	0	0	0	0	0	0	0	4	0	-
35	Watkins, Nate	0	0	0	0	0	0	0	0	0	0	-
47	McCarthy, Sean	0	0	0	0	0	0	0	0	0	1	-
55	Martin, Eric	0	0	0	0	0	0	1	0	1	2	-
57	Poillon, Peet	2	0	1	3	0	0	0	4	2	2	-
61	Kimener, Terry	3	0	0	3	0	0	0	3	0	1	-
88	Martin, Connor	3	0	0	3	1	0	0	5	2	1	-
91	Roy, Dillon	0	0	0	0	0	0	0	0	0	2	0-1
Totals:		13	0	4	17	1	0	2.5	20	17	28	2-29
GOALIES		DEC	MIN	GA	2ptGA	SOG	SAVES	SV1	SV2	SV3	SV4	
19	Jesse Schwartzman		44:39	7	0	19	12	4	2	6	0	
4	Adam Fullerton	WIN	15:21	5	0	7	2	0	0	0	2	

BOSTON CANNONS (1-1)												
#	NAME	G	2ptG	A	PTS	PPG	SHG	PIM	SOG	SOFF	GB	FO
1	Ricci, PT	1	0	0	1	0	0	1	2	0	4	-
3	Heim, Pat	2	0	0	2	1	0	0	4	1	0	-
5	Burke, Jordan	0	0	0	0	0	0	0	0	0	1	-
7	Poskay, Matt	1	0	0	1	0	0	0	2	3	1	-
10	Ross, Brad	1	0	1	2	0	0	0	2	5	0	-
11	Smalley, Matthew	0	0	0	0	0	0	1	0	2	12	-
14	Boyle, Ryan	2	0	1	3	0	0	0	2	3	1	-
15	Turner, Kip	0	0	0	0	0	0	0	0	0	2	-
23	Nizolek, Ryan	0	0	0	0	0	0	0	0	0	3	-
24	Eck, Chris	0	0	2	2	0	0	0	0	0	11	27-29
25	DuBoe, Jason	0	0	0	0	0	0	0	0	1	1	-
28	Gaffney, Patrick	0	0	0	0	0	0	0	0	0	0	-
29	Morrissey, JJ	0	0	0	0	0	0	0	0	0	2	-
35	Pedley, Garrett	0	0	0	0	0	0	0	1	0	1	-
41	Stone, Mike	0	0	0	0	0	0	0	3	1	0	-
53	Quinzani, Max	4	0	1	5	0	0	0	5	2	1	-
55	Connolly, Jim	0	0	0	0	0	0	0	0	0	0	-
77	Sweeney, Kyle	0	0	0	0	0	0	0	0	0	2	-
99	Rabil, Paul	1	0	3	4	0	0	0	5	7	2	-
Totals:		12	0	8	20	1	0	2	26	25	44	27-29
GOALIES		DEC	MIN	GA	2ptGA	SOG	SAVES	SV1	SV2	SV3	SV4	
15	Kip Turner		41:32	10	0	13	3	0	1	2	0	
5	Jordan Burke	LOSS	18:28	3	0	7	4	0	0	0	4	



Denver at Long Island

Game No. 3
James M. Stuart Stadium
June 3 • 7 p.m.



HEMPSTEAD, N.Y. – The Outlaws used five fourth-quarter goals to top the Lizards 11-10. As expected, the matchup between the two rivals was physical from the onset with the defenses controlling the pace.

Each team scored from two-point range to start the game, with Peet Poillon drilling a shot just 57 seconds into the game. Stephen Peyser responded with a two-pointer of his own just over one minute later. Matt Danowski gave Long Island the lead with his fifth goal of the season, but the Outlaws answered with goals from Drew Westervelt and Billy Bitter, to put Denver ahead 4-3 after the first quarter.

Lizards goalie Drew Adams kept the Outlaws off the scoreboard in the second quarter, as he saved all six shots on goal during the period. Danowski and Peyser added scores and Chris Fiore contributed his first to give Long Island a 6-4 halftime advantage.

Outlaws goalie Jesse Schwartzman put together another outstanding outing, as he saved 18-of-27 shots (.667 pct.), marking his third game with a save percentage of .600 or better this season. He stonewalled several point-blank looks from the Lizards and added three ground balls.

Bill McGlone kicked off the third-quarter scoring, but Stephen Berger matched it with a goal of his own. Mundorf put in his seventh tally of the season, but Berger notched his second of the game with 32 seconds to go in the quarter that gave Long Island an 8-6 lead heading into the fourth quarter.

Peyser started the fourth quarter with a goal to give the Lizards their largest lead of the night at 9-6. Bitter sparked Denver's comeback efforts with a bouncer past Adams to cut the deficit to 9-7 at the 3:19 mark. Just 1:10 later, Bitter beat Adams again. Tim Goettelmann pushed the Lizards' lead to 10-8, but the Outlaws closed with three consecutive scores. McGlone started the run with 5:48 remaining, and then Mundorf punched in a man-up marker to deadlock the game at 10-10. After another penalty to Long Island, Westervelt scooped up his own rebound and blasted the game-winner into the back of the net with 52 seconds left to secure the 11-10 victory.

TEAM STATS

Denver	Category	Long Island
11	Score	10
10	Goals	9
1	2-pt goals	10
3	Assists	4
14	Points	14
49	Ground balls	29
27	Shots on goal	27
.783	Faceoffs	.217
4:00	Penalty minutes	4:00
2	Man-up goals	0
0	Shorthanded goals	0
18	Saves	17

SCORING SUMMARY

1st Quarter

Den. - Peet Poillon (2pt)(McGlone) 0:57

L.I. - Peyser (2pt)(unassisted) 2:04

L.I. - Danowski (Ward) 7:39

Den. - Westervelt (C. Martin) 11:50

Den. - Bitter (unassisted) 12:50

2nd Quarter

L.I. - Danowski (Cromwell) 4:43

L.I. - Fiore (unassisted) 10:30

L.I. - Peyser (unassisted) 13:34

3rd Quarter

Den. - McGlone (unassisted) 8:11

L.I. - Berger (Huntley) 9:14

Den. - Mundorf (unassisted) 10:56

L.I. - Berger (unassisted) 14:28

4th Quarter

L.I. - Peyser (Danowski) 1:11

Den. - Bitter (C. Martin) 3:19

Den. - Bitter (unassisted) 4:29

L.I. - Goettelmann (unassisted) 5:31

Den. - McGlone (unassisted) 9:12

Den. - Mundorf (PPG) (unassisted) 12:34

Den. - Westervelt (PPG) (unassisted) 14:08

PENALTY SUMMARY

1st Quarter

Den. - McFadyen - (Holding TF), .5 min, 5:42

L.I. - Spallina - (UC PF 2), 2 min, 9:37

Den. - Westervelt - (UC PF 1), 1 min, 9:37

Den. - Mundorf - (UC PF 2), 2 min, 9:37

3rd Quarter

Den. - C. Martin - (Delay of Game TF), .5 min, 5:27

L.I. - Spallina - (Cross Checking PF 1), 1 min, 11:52

4th Quarter

L.I. - McKee - (Pushing TF), .5 min, 12:06

L.I. - Polanco - (Pushing TF), .5 min, 13:49



	1	2	3	4	Final
	4	0	2	5	11
	3	3	2	2	10

Time of game: 2:07
Crew Chief: Ed Schreiber

Attendance: 2,782
Assistant Referee: Doug Donovan

MVP: Billy Bitter
Technical Referee: Tim Murray

DENVER OUTLAWS (3-0)

#	NAME	G	2ptG	A	PTS	PPG	SHG	PIM	SOG	SOFF	GB	FO
0	Unterstein, Kevin	0	0	0	0	0	0	0	0	0	6	1-1
2	Mundorf, Brendan	2	0	0	2	1	0	2	4	5	5	-
5	Cittadino, Casey	0	0	0	0	0	0	0	0	2	0	-
7	Bocklet, Matt	0	0	0	0	0	0	0	0	0	5	-
8	Holmes, Steve	0	0	0	0	0	0	0	0	0	0	-
10	Bitter, Billy	3	0	0	3	0	0	0	5	1	5	-
13	Brown, Ben	0	0	0	0	0	0	0	0	0	0	-
14	Westervelt, Drew	2	0	0	2	1	0	1	5	5	1	-
16	Brown, Matt	0	0	0	0	0	0	0	0	0	0	-
19	Schwartzman, Jesse	0	0	0	0	0	0	0	0	0	3	-
23	DeLaney, Sean	0	0	0	0	0	0	0	0	3	0	-
33	McGlone, Bill	2	0	1	3	0	0	0	7	2	0	-
35	Watkins, Nate	0	0	0	0	0	0	0	1	0	1	-
40	Hennessey, Andrew	0	0	0	0	0	0	0	0	1	8	17-22
41	McFadyen, Ryan	0	0	0	0	0	0	.5	0	0	2	-
55	Martin, Eric	0	0	0	0	0	0	0	0	1	6	-
57	Poillon, Peet	1	1	0	2	0	0	0	2	2	0	-
61	Kimener, Terry	0	0	0	0	0	0	0	2	2	1	-
88	Martin, Connor	0	0	2	2	0	0	.5	1	2	2	-
91	Roy, Dillon	0	0	0	0	0	0	0	0	1	4	-
	Totals:	10	1	3	14	2	0	4	27	27	49	18-23
GOALIES		DEC	MIN	GA	2ptGA	SOG	SAVES	SV1	SV2	SV3	SV4	
19	Jesse Schwartzman	WIN	60:00	9	1	27	18	8	2	5	3	

LONG ISLAND LIZARDS (1-2)

#	NAME	G	2ptG	A	PTS	PPG	SHG	PIM	SOG	SOFF	GB	FO
1	Cocchi, Dan	0	0	0	0	0	0	0	0	0	2	-
4	Herbst, Brent	0	0	0	0	0	0	0	0	0	0	-
7	Cromwell, Keith	0	0	1	1	0	0	0	0	4	1	-
9	Goettelmann, Tim	1	0	0	1	0	0	0	3	1	2	-
13	Berger, Stephen	2	0	0	2	0	0	0	4	1	1	-
14	Adams, Drew	0	0	0	0	0	0	0	0	0	1	-
17	OHara, Nick	0	0	0	0	0	0	0	0	0	2	0-4
18	Peyser, Stephen	3	1	0	4	0	0	0	4	1	0	1-3
21	Fiore, Chris	1	0	0	1	0	0	0	5	1	2	-
23	Ward, Mike	0	0	1	1	0	0	0	0	0	0	-
25	Karalunas, Brian	0	0	0	0	0	0	0	0	0	3	0-12
28	Brenneman, Zach	0	0	0	0	0	0	0	1	3	1	-
32	Gurenlian, Greg	0	0	0	0	0	0	0	0	0	1	4-4
35	McKee, Parker	0	0	0	0	0	0	.5	0	0	2	-
39	Huntley, Kevin	0	0	1	1	0	0	0	3	2	1	-
40	Danowski, Matt	2	0	1	3	0	0	0	7	2	3	-
41	Polanco, Nicky	0	0	0	0	0	0	.5	0	0	4	-
77	Unterstein, Mike	0	0	0	0	0	0	0	0	0	2	-
91	Spallina, Brian	0	0	0	0	0	0	3	0	0	1	-
	Totals:	9	1	4	14	0	0	4	27	15	29	5-23
GOALIES		DEC	MIN	GA	2ptGA	SOG	SAVES	SV1	SV2	SV3	SV4	
14	Drew Adams	LOSS	60:00	10	1	27	17	5	6	4	2	



Denver vs. Chesapeake

Game No. 4
INVESCO Field at Mile High
June 11 • 7 p.m.

15

16

DENVER - Playing from behind, Chesapeake used three points in the final 1:19 to force overtime, where Ben Hunt netted the game-winning goal to hand the Outlaws their first loss of the season.

The Bayhawks started the game with three goals in the first five minutes before Drew Westervelt put the Outlaws on the board. Ryan Hurley followed with a tally for the Bayhawks to make the score 4-1. Max Seibald, playing in his first game back from injury, closed the first quarter with a goal to cut the Chesapeake edge to 4-2.

Westervelt opened the second quarter with a goal to cut the Bayhawks' lead to one and Brian Langtry scored 47 seconds later to tie the game. Chesapeake answered with a marker from Michael Kimmel to retake the lead. Peet Poillon netted his first of four goals to even the score before Langtry added his second goal of the game, to give Denver the lead. The Bayhawks countered with a goal to tie the game at 6-6, but Matt Bocklet broke the tie with his first goal of the year. Mundorf added a goal to bring the halftime score to 8-6.

Westervelt opened the third quarter with a goal and Poillon bounced in his second of game to make the score to 10-6. Steve Holmes then scored his first goal since 2008, before Chesapeake ended the Outlaws' 10-2 scoring run with three straight goals to cut the Outlaws' lead to 11-9 with 3:34 left in the third. Seibald buried his second tally of the game and Bill McGlone increased the lead to 13-9 lead at the end of the third quarter.

The Bayhawks struck first in the fourth quarter before Poillon notched his third of the game. Hurley answered with back-to-back goals to make it a two-goal game. Poillon registered his fourth goal of the game, but a 2-pointer from Hunt brought Chesapeake to within one with 1:19 remaining. Then with 14 seconds left on the clock, Glading netted the game-tying goal.

The Bayhawks won the opening draw of sudden-death overtime and capitalized with the game-winner from Hunt, who would earn Bud Light MVP honors.

12,548 fans took in the game at INVESCO Field at Mile High. That attendance figure ranks eighth in the team's history and is the highest for a non-July 4th celebration game or season-opening game.

TEAM STATS

Denver	Category	Chesapeake
15	Score	16
15	Goals	15
0	2-pt goals	1
6	Assists	10
21	Points	26
43	Ground balls	35
28	Shots on goal	33
.471	Faceoffs	.529
1:30	Penalty minutes	5:00
1	Man-up goals	1
0	Shorthanded goals	0
18	Saves	13

SCORING SUMMARY

1st Quarter

Che. - Hunt (Abbott) 3:27
Che. - Abbott (unassisted) 4:02
Che. - Reynolds (unassisted) 4:27
Den. - Westervelt (McGlone) 8:14
Che. - Hurley (Glading) 8:47
Den. - Seibald (unassisted) 13:21

2nd Quarter

Den. - Mundorf (Westervelt) 2:24
Den. - Langtry (Mundorf) 3:11
Che. - Michael Kimmel (unassisted) 5:22
Den. - Poillon (unassisted) 5:41
Den. - Langtry (PPG) (Poillon) 6:39
Che. - Ben Hunt (PPG) (Dixon) 7:22
Den. - Bocklet (unassisted) 7:35
Den. - Mundorf (unassisted) 13:50

3rd Quarter

Den. - Westervelt (unassisted) 2:12
Den. - Poillon (unassisted) 4:21
Den. - Holmes (unassisted) 5:47
Che. - Glading (Hunt) 8:31
Che. - Hunt (unassisted) 9:28
Che. - Rubeor (Carroll) 10:57
Den. - Seibald (unassisted) 12:57
Den. - McGlone (Watkins) 14:42

4th Quarter

Che. - Glading (Reynolds) 1:45
Den. - Poillon (Westervelt) 3:54
Che. - Hurley (Ben Hunt) 4:30
Che. - Hurley (unassisted) 7:22
Den. - Poillon (unassisted) 9:19
Che. - Hunt (2pt)(Rubeor) 13:41
Che. - Glading (Hunt) 14:46

Overtime

Che. - Hunt (Brooks) 1:07

PENALTY SUMMARY

2nd Quarter

Che. - Evans - (Slashing PF 1), 1 min, 0:40
Den. - Giannone - (Holding TF), .5 min, 4:21
Che. - Smith - (Slashing PF 1), 1 min, 5:50
Den. - Cittadino - (Offsides TF), .5 min, 7:13

3rd Quarter

Che. - Manney - (Holding TF), .5 min, 6:40

4th Quarter

Che. - Whittenberg - (Pushing TF), .5 min, 3:41
Che. - Rubeor - (Slashing PF 1), 1 min, 9:19
Che. - Manney - (Slashing PF 1), 1 min, 11:24
Den. - Watkins - (Holding TF), .5 min, 13:01



	1	2	3	4	OT	Final
	4	2	3	6	1	16
	2	6	5	2	-	15

Time of game: 2:28
Crew Chief: Bill Johansen

Attendance: 12,548
Assistant Referee: Kevin OLeary

MVP: Ben Hunt

CHESAPEAKE BAYHAWKS (3-1)

#	NAME	G	2ptG	A	PTS	PPG	SHG	PIM	SOG	SOFF	GB	FO
3	Abbott, Matt	1	0	1	2	0	0	0	1	0	6	-
5	Smith, Alex	0	0	0	0	0	0	1	0	1	7	18-33
6	Kemp, Joey	0	0	0	0	0	0	0	0	0	4	-
8	Carroll, Brian	0	0	1	1	0	0	0	2	1	1	-
9	Glading, Danny	3	0	1	4	0	0	0	3	2	1	-
11	Dixon, Kyle	0	0	1	1	0	0	0	3	1	0	-
13	Rubeor, Ben	1	0	1	2	0	0	1	2	3	1	-
15	Garrity, Chris	0	0	0	0	0	0	0	0	0	0	-
17	Deane, Jake	0	0	0	0	0	0	0	2	0	0	0-1
18	Hunt, Ben	5	1	3	9	1	0	0	7	4	0	-
21	Reynolds, Jeff	1	0	1	2	0	0	0	1	0	5	-
31	Manney, Brett	0	0	0	0	0	0	1.5	0	0	2	-
33	Evans, Michael	0	0	0	0	0	0	1	0	0	0	-
44	Brooks, Steven	0	0	1	1	0	0	0	2	2	1	-
51	Kimmel, Michael	1	0	0	1	0	0	0	2	2	1	-
56	Ehrmann, Barney	0	0	0	0	0	0	0	0	0	2	-
58	Whittenberg, Steve	0	0	0	0	0	0	.5	0	0	2	-
62	Hurley, Ryan	3	0	0	3	0	0	0	7	1	1	-
81	Hartzell, Kyle	0	0	0	0	0	0	0	1	0	1	-
	Totals:	15	1	10	26	1	0	5	33	17	35	18-34

GOALIES	DEC	MIN	GA	2ptGA	SOG	SAVES	SV1	SV2	SV3	SV4	SVOT	
6	Joey Kemp	WIN	61:07	15	0	28	13	2	3	4	4	0

DENVER OUTLAWS (3-1)

#	NAME	G	2ptG	A	PTS	PPG	SHG	PIM	SOG	SOFF	GB	FO
2	Mundorf, Brendan	2	0	1	3	0	0	0	4	1	3	-
3	Giannone, Steve	0	0	0	0	0	0	.5	0	0	2	-
5	Cittadino, Casey	0	0	0	0	0	0	.5	1	0	0	-
6	Langtry, Brian	2	0	0	2	1	0	0	3	3	3	-
7	Bocklet, Matt	1	0	0	1	0	0	0	1	0	3	-
8	Holmes, Steve	1	0	0	1	0	0	0	2	0	2	-
10	Bitter, Billy	0	0	0	0	0	0	0	1	1	3	-
12	Park, Jarett	0	0	0	0	0	0	0	1	0	2	-
13	Brown, Ben	0	0	0	0	0	0	0	0	0	0	-
14	Westervelt, Drew	2	0	2	4	0	0	0	7	1	2	-
19	Schwartzman, Jesse	0	0	0	0	0	0	0	0	0	1	-
29	Zink, Lee	0	0	0	0	0	0	0	0	0	2	-
33	McGlone, Bill	1	0	1	2	0	0	0	1	2	0	-
35	Watkins, Nate	0	0	1	1	0	0	.5	0	0	0	-
40	Hennessey, Andrew	0	0	0	0	0	0	0	0	0	7	16-33
42	Seibald, Max	2	0	0	2	0	0	0	2	0	2	-
55	Martin, Eric	0	0	0	0	0	0	0	0	0	7	-
57	Poillon, Peet	4	0	1	5	0	0	0	4	4	3	-
91	Roy, Dillon	0	0	0	0	0	0	0	1	0	1	0-1
	Totals:	15	0	6	21	1	0	1.5	28	12	43	16-34

GOALIES	DEC	MIN	GA	2ptGA	SOG	SAVES	SV1	SV2	SV3	SV4	SVOT	
19	Jesse Schwartzman	LOSS	61:07	15	1	33	18	4	5	3	6	0



Denver at Hamilton

Game No. 5
Robert Joyce Stadium
June 18 • 7 p.m.



7

HAMILTON, ONTARIO – Denver (4-1) took the lead early and never took the foot off the pedal, using a 9-0 first-half run to coast to a 15-7 victory over Hamilton (1-3).

Hamilton jumped on the board first with a by a Billy Bitter bounce and Max Seibald gave the Outlaws a 2-1 lead, with his third goal of the season. Drew Westervelt tallied a man-up goal and then Brendan Mundorf, who earned Bud Light Player of the Game honors, followed with Denver's first shorthanded goal of the season. Brian Langtry added his fourth score of the year to make the score 5-1 after the first quarter.

Bitter and Seibald each notched their second goals of the game to open the second frame. The streak continued as Bitter found the net for his third goal, assisted by Mundorf, who would add his second goal of the night just 29 seconds later. Joe Walters broke Hamilton's 21:53 scoring drought with a marker to end the Outlaws' 9-0 run. Mundorf registered his second hat trick of the season off Westervelt's second assist of the game to make the score 10-2. He finished with eight points (4 G, 4 A) which tied for the second most in his career and third most in franchise history. Brett Bucktooth cut the margin to seven off an assist from Walters, but Nate Watkins found the net for the first goal of the season to give the Outlaws an 11-3 lead at the break.

Denver recorded assists on 9-of-11 first-half goals and Hamilton's three goals tied for the fourth fewest allowed for a half in team annals.

Bill McGlone buried his fourth goal of the season to start the second half before Hamilton scored back-to-back goals to cut its deficit to 12-5. The Outlaws responded with consecutive goals of their own to push the lead to 14-5. Mundorf saw his shot deflected off Westervelt and into the net and then Peet Poillon netted his first of the game and 11th of the season to end the third quarter with Denver in front 14-5.

Adam Ghitelman made his MLL debut in goal, replacing Jesse Schwartzman in the fourth quarter after Schwartzman saved 9-of-14 shots he faced (.643 pct.).

Mundorf added his fourth goal of the game, which marked his 13th career four-goal output, to put the Outlaws ahead by double digits. David Earl capped off the game's scoring with a 2-pointer to bring the final margin to 15-7.

TEAM STATS		
Denver	Category	Hamilton
15	Score	7
15	Goals	6
0	2-pt goals	1
12	Assists	6
27	Points	22
35	Ground balls	26
28	Shots on goal	15
.600	Faceoffs	.400
4:30	Penalty minutes	15:00
3	Man-up goals	1
1	Shorthanded goals	0
9	Saves	13

SCORING SUMMARY

1st Quarter	
Ham.	Jamieson (Hall) 1:04
Den.	Bitter (Mundorf) 1:55
Den.	Seibald (unassisted) 3:45
Den.	Westervelt (PPG) (Mundorf) 5:43
Den.	Mundorf (SHG) (Watkins) 12:30
Den.	Langtry (McGlone) 13:12
2nd Quarter	
Den.	Billy Bitter (unassisted) 0:33
Den.	Seibald (McGlone) 2:16
Den.	Bitter (PPG) (Mundorf) 5:36
Den.	Mundorf (Westervelt) 6:05
Ham.	Walters (Thompson) 7:51
Den.	Mundorf (Westervelt) 9:35
Ham.	Bucktooth (Walters) 12:40
Den.	Watkins (Bitter) 14:33
3rd Quarter	
Den.	Bill McGlone (Langtry) 5:24
Ham.	Jamieson (PPG) (Bucktooth) 8:05
Ham.	Jamieson (Boltus) 11:07
Den.	Westervelt (Mundorf) 11:34
Den.	Poillon (PPG) (Westervelt) 12:50
4th Quarter	
Den.	Mundorf (unassisted) 7:34
Ham.	Earl (2pt)(Walters) 13:22

PENALTY SUMMARY

1st Quarter	
Ham.	Jamieson - (UC PF 2), 2 min, 3:32
Den.	E. Martin - (UC PF 1), 1 min, 3:32
Den.	Bocklet - (Body Check PF 1), 1 min, 11:39
2nd Quarter	
Ham.	Bucktooth - (Slashing PF 1), 1 min, 5:01
Ham.	Snider - (UC PF 1), 1 min, 6:05
Den.	Mundorf - (UC PF 1), 1 min, 6:05
Ham.	Queener - (UC PF 1), 1 min, 14:33
Ham.	Queener - (UC Misconduct), 5 min, 14:33
3rd Quarter	
Ham.	Rubisch - (Body Check PF 1), 1 min, 0:51
Ham.	Rubisch - (UC PF 1), 1 min, 0:51
Ham.	Hall - (Offsides TF), .5 min, 0:51
Den.	Seibald - (Holding TF), .5 min, 7:44
Ham.	Bucktooth - (Slashing PF 1), 1 min, 12:12
Den.	Poillon - (Slashing PF 1), 1 min, 14:44
4th Quarter	
Ham.	Thompson - (Body Check PF 1), 1 min, 9:53
Ham.	Moss - (Holding TF), .5 min, 10:30



	1	2	3	4	Final
	5	6	3	1	15
	1	2	2	2	7

Time of game: 2:32
Crew Chief: Tom Sutton

Attendance: 1,047
Assistant Referee: John Hill

MVP: Brendan Mundorf
Technical Referee: Roy Condon

DENVER OUTLAWS (4-1)

#	NAME	G	2ptG	A	PTS	PPG	SHG	PIM	SOG	SOFF	GB	FO
0	Unterstein, Kevin	0	0	0	0	0	0	0	0	0	2	2-2
2	Mundorf, Brendan	4	0	4	8	0	1	1	7	3	3	-
5	Cittadino, Casey	0	0	0	0	0	0	0	0	0	1	-
6	Langtry, Brian	1	0	1	2	0	0	0	2	1	0	-
7	Bocklet, Matt	0	0	0	0	0	0	1	0	0	3	-
8	Holmes, Steve	0	0	0	0	0	0	0	1	0	4	-
10	Bitter, Billy	3	0	1	4	1	0	0	4	2	0	-
12	Park, Jarett	0	0	0	0	0	0	0	0	0	1	-
14	Westervelt, Drew	2	0	3	5	1	0	0	2	0	1	-
19	Schwartzman, Jesse	0	0	0	0	0	0	0	0	0	0	-
22	Ghitelman, Adam	0	0	0	0	0	0	0	0	0	0	-
29	Zink, Lee	0	0	0	0	0	0	0	0	0	3	-
33	McGlone, Bill	1	0	2	3	0	0	0	4	2	1	-
35	Watkins, Nate	1	0	1	2	0	0	0	1	2	2	-
40	Hennessey, Andrew	0	0	0	0	0	0	0	0	0	3	13-23
42	Seibald, Max	2	0	0	2	0	0	.5	2	0	1	-
55	Martin, Eric	0	0	0	0	0	0	1	0	0	4	-
57	Poillon, Peet	1	0	0	1	1	0	1	5	4	2	-
91	Roy, Dillon	0	0	0	0	0	0	0	0	0	4	-
Totals:		15	0	12	27	3	1	4.5	28	14	35	15-25
GOALIES		DEC	MIN	GA	2ptGA	SOG	SAVES	SV1	SV2	SV3	SV4	
19	Jesse Schwartzman	WIN	52:34	5	0	14	9	3	2	2	2	
22	Adam Ghitelman		7:26	1	1	1	0	0	0	0	0	

HAMILTON NATIONALS (1-3)

#	NAME	G	2ptG	A	PTS	PPG	SHG	PIM	SOG	SOFF	GB	FO
1	Walters, Joe	1	0	2	3	0	0	0	2	3	2	-
2	Boltus, Jeremy	0	0	1	1	0	0	0	1	2	2	-
4	Snider, Geoff	0	0	0	0	0	0	1	0	0	3	10-24
8	Rubisch, Kyle	0	0	0	0	0	0	2	0	0	3	-
15	Burns, Dan	0	0	0	0	0	0	0	0	0	0	-
16	Waldeck, Steven	0	0	0	0	0	0	0	0	1	2	-
17	Merrill, Brodie	0	0	0	0	0	0	0	0	0	4	-
18	Davis, Jarrett	0	0	0	0	0	0	0	0	1	1	-
21	Crowley, Kevin	0	0	0	0	0	0	0	0	2	1	-
22	Jamieson, Cody	3	0	0	3	1	0	2	5	0	0	-
23	Queener, Brett	0	0	0	0	0	0	6	0	0	1	-
26	Bucktooth, Brett	1	0	1	2	0	0	2	1	3	1	-
27	Earl, David	1	1	0	2	0	0	0	2	2	0	-
33	Bliss, Solomon	0	0	0	0	0	0	0	0	0	0	-
35	Ridgway, Kevin	0	0	0	0	0	0	0	0	0	1	-
44	Hall, Jordan	0	0	1	1	0	.5	1	0	0	1	-
52	Marra, Joe	0	0	0	0	0	0	0	0	0	2	-
74	Thompson, Jeremy	0	0	1	1	0	0	1	3	0	1	0-1
80	Moss, Donny	0	0	0	0	0	.5	0	0	0	1	-
Totals:		6	1	6	13	1	0	15	15	14	26	10-25
GOALIES		DEC	MIN	GA	2ptGA	SOG	SAVES	SV1	SV2	SV3	SV4	
52	Joe Marra		45:27	9	0	18	9	2	0	4	3	
23	Brett Queener	LOSS	14:33	6	0	10	4	0	4	0	0	



Denver vs. Long Island

Game No. 6
INVESCO Field at Mile High
June 25 • 7 p.m.

DENVER — The Outlaws (5-1) used a 10-1 advantage in the first half to hold off the Lizards (2-4) in front of 10,142 fans at INVESCO Field at Mile High on Saturday night after Broncos Ring of Fame Running Back Terrell Davis's pregame speech. Davis started the evening's scoring with a goal on the ceremonial first shot.

The Outlaws jumped on the scoreboard first when Jarett Park scored just 17 seconds into the game. The Outlaws never looked back as they were able to maintain the lead throughout the entire game.

Five minutes later, Brendan Mundorf scored his first of four goals giving the Outlaws a 2-0 lead. The Lizards responded four minutes later as Stephen Berger recorded his first of three goals.

The Outlaws caught fire late in the first quarter, scoring four goals in a span of three minutes to take a 6-1 lead at the end of the first quarter. Mundorf's goal late in the first quarter gave him two on the night early on.

As the second quarter came around, the Outlaws continued their offensive explosion scoring four goals in three minutes. Mundorf completed his fourth hat trick of the season as he scored at the 4:26 mark to give the Outlaws a 7-1 lead. Following Mundorf's third goal, Connor Martin scored consecutive goals at the 5:33 and 6:42 marks.

Following a Long Island timeout, the Lizards went on a 5-0 run, including a two-point goal from Matt Danowski bringing the Lizards within five.

Martin, who would go on to earn Bud Light Player of the Game honors, scored four jaw-dropping goals in the second half for a total of a career-best five goals on the night.

Other Outlaws on the scoresheet in the second half included Drew Westervelt's second on the night, Mundorf's fourth of the game, Seibald's two-point goal, which gave him three points on the night, and Bill McGlone's solo goal.

Andrew Hennessey finished the night 23-of-29 (.793 pct.) on faceoffs, which represented an Outlaws franchise record for winning percentage.

TEAM STATS		
Denver	Category	Long Island
12	Score	16
12	Goals	16
0	2-pt goals	0
2	Assists	9
14	Points	25
24	Ground balls	27
25	Shots on goal	23
.531	Faceoffs	.469
10:00	Penalty minutes	11:00
0	Man-up goals	2
0	Shorthanded goals	0
7	Saves	13

SCORING SUMMARY

1st Quarter	
Den. - Park (unassisted) 0:17	
Den. - Mundorf (Langtry) 5:41	
L.I. - Berger (unassisted) 9:37	
Den. - Westervelt (Mundorf) 10:42	
Den. - E. Martin (unassisted) 11:25	
Den. - Mundorf (unassisted) 12:58	
Den. - Seibald (unassisted) 13:36	
2nd Quarter	
Den. - Mundorf (unassisted) 4:26	
Den. - C. Martin (Holmes) 5:33	
Den. - Poillon (unassisted) 6:42	
Den. - C. Martin (Bocklet) 7:47	
L.I. - Goettelmann (unassisted) 11:06	
L.I. - Berger (Peysen) 11:47	
L.I. - Card (Young) 13:30	
L.I. - Danowski (2pt)(PPG) (unassisted) 14:14	
3rd Quarter	
Den. - Westervelt (PPG) (Mundorf) 0:10	
Den. - C. Martin (unassisted) 2:16	
L.I. - Berger (unassisted) 4:07	
Den. - C. Martin (unassisted) 5:10	
L.I. - Brenneman (unassisted) 7:53	
Den. - Mundorf (unassisted) 8:56	
Den. - Seibald (2pt)(PPG) (Westervelt) 13:12	
L.I. - Danowski (2pt)(Maione) 14:55	
4th Quarter	
L.I. - Brenneman (unassisted) 2:02	
Den. - McGlone (unassisted) 4:56	
Den. - C. Martin (McGlone) 7:44	

PENALTY SUMMARY

1st Quarter	
L.I. - Cocchi - (Cross Checking PF 1), 1 min, 11:25	
L.I. - Goettelmann - (Illegal Procedure TF), .5 min, 14:25	
2nd Quarter	
L.I. - Spallina - (Body Check PF 1), 1 min, 2:40	
Den. - E. Martin - (UC PF 2), 2 min, 13:49	
Den. - E. Martin - (UC Misconduct), 5 min, 13:49	
L.I. - Spallina - (Cross Checking PF 1), 1 min, 14:41	
L.I. - Unterstein - (Slashing PF 1), 1 min, 14:41	
3rd Quarter	
L.I. - Spallina - (Slashing PF 1), 1 min, 9:04	
Den. - Schwartzman - (Slashing PF 1), 1 min, 11:16	
L.I. - Peysen - (Slashing PF 1), 1 min, 12:47	
4th Quarter	
Den. - Mundorf - (UC PF 1), 1 min, 3:32	
L.I. - Ellis III - (UC PF 1), 1 min, 3:32	
Den. - Mundorf - (UC PF 1), 1 min, 11:30	

	1	2	3	4	Final
	1	5	4	1	11
	6	4	6	2	18

Time of game: 2:25
Crew Chief: JD Doyle

Attendance: 10,142
Assistant Referee: Bill Johansen

MVP: Connor Martin
Technical Referee:

LONG ISLAND LIZARDS												
#	NAME	G	2ptG	A	PTS	PPG	SHG	PIM	SOG	SOFF	GB	FO
0	Maione, Albert	0	0	1	1	0	0	0	0	0	1	-
1	Cocchi, Dan	0	0	0	0	0	0	1	0	0	2	-
4	Herbst, Brent	0	0	0	0	0	0	0	0	0	0	-
8	Vlahakis, Peter	0	0	0	0	0	0	0	0	0	1	4-22
9	Goettelmann, Tim	1	0	0	1	0	0	.5	2	1	0	-
13	Berger, Stephen	3	0	0	3	0	0	0	4	3	2	-
14	Adams, Drew	0	0	0	0	0	0	0	1	0	3	-
15	Stefurak, Matt	0	0	0	0	0	0	0	0	0	0	-
16	Kocis, Scott	0	0	0	0	0	0	0	0	0	0	-
18	Peysen, Stephen	0	0	1	1	0	0	1	1	4	1	-
20	Card, Jay	1	0	0	1	0	0	0	1	3	0	-
25	Karalunas, Brian	0	0	0	0	0	0	0	0	0	3	2-8
27	Young, Ryan	0	0	1	1	0	0	0	0	2	2	-
28	Brenneman, Zach	2	0	0	2	0	0	0	2	3	2	-
40	Danowski, Matt	2	2	0	4	1	0	0	4	1	0	-
41	Polanco, Nicky	0	0	0	0	0	0	0	0	0	2	-
77	Unterstein, Mike	0	0	0	0	0	0	1	0	0	1	-
88	Ellis III, Long	0	0	0	0	0	0	1	0	0	0	-
91	Spallina, Brian	0	0	0	0	0	0	3	0	0	2	-
Totals:		9	2	3	14	1	0	7.5	15	17	22	6-30
GOALIES		DEC	MIN	GA	2ptGA	SOG	SAVES	SV1	SV2	SV3	SV4	
14	Drew Adams	LOSS	56:30	17	1	31	14	5	3	4	2	
4	Brent Herbst		3:30	0	0	0	0	0	0	0	0	
DENVER OUTLAWS												
#	NAME	G	2ptG	A	PTS	PPG	SHG	PIM	SOG	SOFF	GB	FO
0	Unterstein, Kevin	0	0	0	0	0	0	0	0	0	2	1-1
2	Mundorf, Brendan	4	0	2	6	0	0	2	7	3	2	-
6	Langtry, Brian	0	0	1	1	0	0	0	3	1	0	-
7	Bocklet, Matt	0	0	1	1	0	0	0	0	0	7	-
8	Holmes, Steve	0	0	1	1	0	0	0	0	0	1	-
12	Park, Jarett	1	0	0	1	0	0	0	1	0	1	-
14	Westervelt, Drew	2	0	1	3	1	0	0	3	2	3	-
19	Schwartzman, Jesse	0	0	0	0	0	0	1	0	0	2	-
22	Ghitelman, Adam	0	0	0	0	0	0	0	0	0	0	-
29	Zink, Lee	0	0	0	0	0	0	0	0	0	5	-
33	McGlone, Bill	1	0	1	2	0	0	0	2	2	0	-
35	Watkins, Nate	0	0	0	0	0	0	0	0	0	0	-
40	Hennessey, Andrew	0	0	0	0	0	0	0	1	1	7	23-29
42	Seibald, Max	2	1	0	3	1	0	0	4	1	0	-
44	Schmidt, Brett	0	0	0	0	0	0	0	0	0	1	-
55	Martin, Eric	1	0	0	1	0	0	7	1	0	3	-
57	Poillon, Peet	1	0	0	1	0	0	0	2	4	1	-
88	Martin, Connor	5	0	0	5	0	0	0	6	1	0	-
91	Roy, Dillon	0	0	0	0	0	0	0	1	0	1	-
Totals:		17	1	7	25	2	0	10	31	15	36	24-30
GOALIES		DEC	MIN	GA	2ptGA	SOG	SAVES	SV1	SV2	SV3	SV4	
19	Jesse Schwartzman	WIN	58:00	9	2	15	6	1	3	0	2	
22	Adam Ghitelman		2:00	0	0	0	0	0	0	0	0	



Denver vs. Boston

Game No. 7
INVESCO Field at Mile High
 July 3 • 7 p.m.

DENVER — The Denver Outlaws set a professional lacrosse attendance record on Sunday night as 27,184 people watched the Cannons defeat the Outlaws 15-12.

Boston finished the game on an 8-1 run, evening the season series with Denver and winning its fifth consecutive game.

In the first half, Denver erased an early 3-0 deficit, using a 7-0 run to go ahead four goals going into halftime.

Boston responded in the second half, recording two early goals in the third quarter to make it 7-5.

Max Seibald halted Boston's momentum when he scored his second two-point goal of the game with 11:25 to play in the third quarter, his third two-point goal in two games.

Moments later, Bill McGlone scored his second unassisted goal of the evening as the Outlaws took their biggest lead of the night, midway through the third quarter.

The Cannons again went on a two-goal run as Brian Farrell and Matthew Smalley each added a goal, cutting the lead to 10-7.

After a Denver goal, Boston's Paul Rabil scored his own two-point goal when he whipped the ball past his former Johns Hopkins teammate Jesse Schwartzman to make the contest 11-9 after three quarters.

Early in the fourth quarter, Boston's Max Quinzani scored off of a rebounded shot, trimming the lead to one. Seconds later, Quinzani evened the score with a power-play goal.

Rabil continued his big night, scoring for the third time in the contest and putting the Cannons up 12-11 with under ten minutes to play. He finished with six points on four goals and two assists and was named player of the game.

Boston's Brad Ross recorded his second goal of the night, completing a 6-0 run that put the Cannons up 13-11 with six minutes to play.

McGlone completed his hat trick, scoring seconds after Ross to cut the lead to 13-12. Ross completed his own hat trick with 2:41 remaining, putting Boston up 14-12.

With two minutes left, Boston's Matt Poskay added his second goal to give the Cannons a three-goal lead that they would not relinquish.

TEAM STATS		
Denver	Category	Boston
12	Score	15
10	Goals	14
2	2-pt goals	1
3	Assists	9
15	Points	24
27	Ground balls	25
26	Shots on goal	29
.444	Faceoffs	.556
4:30	Penalty minutes	3:30
2	Man-up goals	3
0	Shorthanded goals	0
15	Saves	16

SCORING SUMMARY

1st Quarter	
Bos. - Rabil (unassisted) 1:02	
Bos. - Ross (Buchanan) 4:14	
Bos. - Buchanan (Boyle) 10:55	
Den. - Peet Poillon (unassisted) 12:06	
2nd Quarter	
Den. - Poillon (unassisted) 1:31	
Den. - McGlone (unassisted) 1:56	
Den. - Park (Unterstein) 7:08	
Den. - C. Martin (unassisted) 12:49	
Den. - Seibald (2pt)(PPG) (Westervelt) 14:20	
3rd Quarter	
Bos. - Poskay (Paul Rabil) 0:41	
Bos. - Buchanan (Brad Ross) 1:56	
Den. - Seibald (2pt)(unassisted) 3:35	
Den. - McGlone (unassisted) 7:25	
Bos. - Farrell (Poskay) 10:20	
Bos. - Smalley (Poskay) 10:41	
Den. - Westervelt (PPG) (McGlone) 12:00	
Bos. - Paul Rabil (2pt)(unassisted) 14:07	
4th Quarter	
Bos. - Quinzani (PPG) (unassisted) 1:45	
Bos. - Quinzani (Ryan Boyle) 2:09	
Bos. - Rabil (unassisted) 5:27	
Bos. - Ross (PPG) (Rabil) 8:41	
Den. - McGlone (unassisted) 9:10	
Bos. - Ross (unassisted) 12:19	
Bos. - Poskay (PPG) (Rabil) 13:00	

PENALTY SUMMARY

2nd Quarter	
Bos. - Belisle - (Body Check PF 1), 1 min, 13:45	
3rd Quarter	
Bos. - Ricci - (Slashing PF 1), 1 min, 5:13	
Bos. - Quinzani - (Pushing TF), .5 min, 11:42	
Den. - Westervelt - (UCPF 1), 1 min, 14:54	
Bos. - Reid - (UCPF 1), 1 min, 14:54	
4th Quarter	
Den. - Holmes - (Body Check PF 1), 1 min, 3:55	
Den. - Seibald - (Body Check PF 1), 1 min, 8:24	
Den. - Unterstein - (Body Check PF 1), 1 min, 12:19	
Den. - Langtry - (Illegal Procedure TF), .5 min, 12:19	

	1	2	3	4	Final
	3	0	6	6	15
	1	6	4	1	12

Time of game: 2:15
 Crew Chief: Tom Sutton

Attendance: 27,184
 Assistant Referee: JD Doyle

MVP: Paul Rabil

BOSTON CANNONS (6-1)												
#	NAME	G	2ptG	A	PTS	PPG	SHG	PIM	SOG	SOFF	GB	FO
1	Ricci, PT	0	0	0	0	0	0	1	0	0	5	-
3	Heim, Pat	0	0	0	0	0	0	0	2	1	1	-
5	Burke, Jordan	0	0	0	0	0	0	0	0	0	1	-
7	Poskay, Matt	2	0	2	4	1	0	0	4	2	0	-
8	Downing, Greg	0	0	0	0	0	0	0	0	1	0	-
10	Ross, Brad	3	0	1	4	1	0	0	4	1	0	-
11	Smalley, Matthew	1	0	0	1	0	0	0	1	0	6	-
14	Boyle, Ryan	0	0	2	2	0	0	0	1	2	1	-
15	Turner, Kip	0	0	0	0	0	0	0	0	0	0	-
18	Reid, Jack	0	0	0	0	0	0	1	0	0	1	-
24	Eck, Chris	0	0	0	0	0	0	0	1	0	3	15-27
26	Casey, Matt	0	0	0	0	0	0	0	0	0	0	-
27	Buchanan, Kevin	2	0	1	3	0	0	0	4	0	0	-
29	Morrissey, JJ	0	0	0	0	0	0	0	0	0	0	-
37	Farrell, Brian	1	0	0	1	0	0	0	1	0	3	-
77	Sweeney, Kyle	0	0	0	0	0	0	0	0	1	1	-
85	Belisle, Mitch	0	0	0	0	0	0	1	0	0	2	-
88	Quinzani, Max	2	0	0	2	1	0	.5	3	2	1	-
99	Rabil, Paul	3	1	3	7	0	0	0	8	2	0	-
Totals:		14	1	9	24	3	0	3.5	29	12	25	15-27

GOALIES												
#	NAME	DEC	MIN	GA	2ptGA	SOG	SAVES	SV1	SV2	SV3	SV4	
5	Jordan Burke	WIN	60:00	10	2	26	16	3	6	4	3	

DENVER OUTLAWS (5-2)												
#	NAME	G	2ptG	A	PTS	PPG	SHG	PIM	SOG	SOFF	GB	FO
0	Unterstein, Kevin	0	0	1	1	0	0	1	0	2	2	-
2	Mundorf, Brendan	0	0	0	0	0	0	0	3	2	0	-
6	Langtry, Brian	0	0	0	0	0	0	.5	2	1	0	-
7	Bocklet, Matt	0	0	0	0	0	0	0	1	0	3	-
8	Holmes, Steve	0	0	0	0	0	0	1	0	0	1	-
12	Park, Jarett	1	0	0	1	0	0	0	1	0	0	-
14	Westervelt, Drew	1	0	1	2	1	0	1	1	2	1	-
19	Schwartzman, Jesse	0	0	0	0	0	0	0	0	0	3	-
22	Ghitelman, Adam	0	0	0	0	0	0	0	0	0	0	-
29	Zink, Lee	0	0	0	0	0	0	0	1	0	5	-
33	McGlone, Bill	3	0	1	4	0	0	0	5	3	0	-
35	Watkins, Nate	0	0	0	0	0	0	0	0	0	1	-
40	Hennessey, Andrew	0	0	0	0	0	0	0	0	0	5	12-27
42	Seibald, Max	2	2	0	4	1	0	1	6	3	2	-
44	Schmidt, Brett	0	0	0	0	0	0	0	0	1	0	-
55	Martin, Eric	0	0	0	0	0	0	0	0	0	2	-
57	Poillon, Peet	2	0	0	2	0	0	0	5	5	1	-
88	Martin, Connor	1	0	0	1	0	0	0	1	0	0	-
91	Roy, Dillon	0	0	0	0	0	0	0	0	0	1	-
Totals:		10	2	3	15	2	0	4.5	26	19	27	12-27

GOALIES												
#	NAME	DEC	MIN	GA	2ptGA	SOG	SAVES	SV1	SV2	SV3	SV4	
19	Jesse Schwartzman	LOSS	60:00	14	1	29	15	7	2	1	5	



Denver vs. Rochester

Game No. 8
INVESCO Field at Mile High
July 16 • 7 p.m.

DENVER — The Denver Outlaws (5-3) could not complete a comeback late in the game, falling to the Rochester Rattlers (1-7) 9-8 at INVESCO Field at Mile High on Saturday night.

Trailing 8-5 entering the fourth quarter, the Outlaws roared back into the game with goals from Peet Poillon, Steve Holmes and Bill McGlone to knot the game at eight. However, with 2:25 left in the game, Rattlers midfielder Jordan Levine broke the tie with the eventual game-winning goal. A last-second shot by the Outlaws that would have won the game was deflected.

Rattlers attacker Ned Crotty led his team to victory with four points (2 goals, 2 assists), while Billy Bitter was the standout of the night for the Outlaws. Bitter tallied two goals on the night for his third multi-goal game of the season.

The Outlaws began the game with an early 2-0 lead, including goals from Nate Watkins and Connor Martin (1:36 and 2:48 into the first quarter, respectively), but their sticks fell silent after that as they managed just one more tally in the first half. Though the Rattlers didn't respond until the 9:05 mark with their first goal from Jordan McBride, it sparked a 3-0 run against the Outlaws, as Matt Striebel and Grant Catalino scored as well.

With 6:55 left in the second quarter, what would have been Crotty's first goal for the Rattlers was waved off due to a crease violation. Less than a minute later, the Outlaws' Bitter answered with a goal to tie the score at three. But with just a minute until halftime, Levine scored an unassisted goal to put the Rattlers in the lead, 4-3.

Immediately at the start of the third quarter, Crotty netted his first goal for the night. Three minutes later, Bitter beat out Rochester defenseman Andrew Spack and scored to end Denver's thirteen minute drought. Attacker Brendan Murdorf proceeded to tie the game at five with a short-handed goal, but the Rattlers responded with goals from Crotty and a two-point goal from Anthony Kelly.

TEAM STATS		
Denver	Category	Rochester
8	Score	9
8	Goals	8
0	2-pt goals	1
1	Assists	4
9	Points	13
29	Ground balls	27
27	Shots on goal	21
.400	Faceoffs	.600
4:30	Penalty minutes	1:00
0	Man-up goals	1
1	Shorthanded goals	0
13	Saves	19

SCORING SUMMARY

1st Quarter

Den. - Watkins (unassisted) 1:36

Den. - C. Martin (unassisted) 2:48

Roc. - McBride (Ned Crotty) 9:05

Roc. - Striebel (unassisted) 12:04

Roc. - Catalino (PPG) (Crotty) 12:54

2nd Quarter

Den. - Bitter (unassisted) 8:56

Roc. - Levine (unassisted) 14:12

3rd Quarter

Roc. - Crotty (unassisted) 0:49

Den. - Bitter (unassisted) 4:47

Den. - Mundorf (SHG) (unassisted) 9:52

Roc. - Crotty (Colburn) 12:13

Roc. - Kelly (2pt)(Groot) 12:38

4th Quarter

Den. - Poillon (unassisted) 4:16

Den. - Holmes (C. Martin) 6:21

Den. - McGlone (unassisted) 7:11

Roc. - Levine (unassisted) 12:36

PENALTY SUMMARY

1st Quarter

Den. - Park - (Actions w/Crosse PF 3), 3 min, 12:04

2nd Quarter

Den. - Park - (Offsides TF), .5 min, 2:37

Roc. - Miller - (Slashing PF 1), 1 min, 12:27

3rd Quarter

Den. - Park - (Body Check PF 1), 1 min, 8:49

	1	2	3	4	Final
	3	1	4	1	9
	2	1	2	3	8

Time of game: 2:10
Crew Chief: Bill Johansen

Attendance: 6,318
Assistant Referee: JD Doyle

MVP: John Galloway

ROCHESTER RATTLERS (1-7)												
#	NAME	G	2ptG	A	PTS	PPG	SHG	PIM	SOG	SOFF	GB	FO
1	Catalino, Grant	1	0	0	1	1	0	0	3	1	1	-
2	Crotty, Ned	2	0	2	4	0	0	0	3	2	1	-
3	Miller, Jovan	0	0	0	0	0	0	1	0	1	0	-
4	Colburn, Jeff	0	0	1	1	0	0	0	2	0	0	-
5	Schroeder, Stefan	0	0	0	0	0	0	0	0	0	0	-
8	Groot, Dan	0	0	1	1	0	0	0	0	1	3	-
9	Striebel, Matt	1	0	0	1	0	0	0	1	2	0	-
10	McBride, Jordan	1	0	0	1	0	0	0	2	3	1	-
11	White, Joel	0	0	0	0	0	0	0	0	0	8	-
16	Galloway, John	0	0	0	0	0	0	0	0	0	0	-
17	Godoi, Diogo	0	0	0	0	0	0	0	0	0	0	-
18	Smith, Joe	0	0	0	0	0	0	0	0	0	4	-
21	Cahill, Martin	0	0	0	0	0	0	0	4	2	4	-
28	Pennington, Justin	0	0	0	0	0	0	0	0	1	0	-
34	Kelly, Anthony	1	1	0	2	0	0	0	1	0	2	12-20
41	Levine, Jordan	2	0	0	2	0	0	0	2	0	1	-
42	Guadagnolo, Tom	0	0	0	0	0	0	0	0	0	0	-
44	Bice, Greg	0	0	0	0	0	0	0	1	0	2	-
58	Niewieroski, Greg	0	0	0	0	0	0	0	2	2	0	-
Totals:		8	1	4	13	1	0	1	21	15	27	12-20
GOALIES		DEC	MIN	GA	2ptGA	SOG	SAVES	SV1	SV2	SV3	SV4	
16	John Galloway	WIN	60:00	8	0	27	19	4	6	4	5	
DENVER OUTLAWS (5-3)												
#	NAME	G	2ptG	A	PTS	PPG	SHG	PIM	SOG	SOFF	GB	FO
2	Mundorf, Brendan	1	0	0	1	0	1	0	2	5	2	-
7	Bocklet, Matt	0	0	0	0	0	0	0	0	0	5	-
8	Holmes, Steve	1	0	0	1	0	0	0	2	0	0	-
10	Bitter, Billy	2	0	0	2	0	0	0	5	3	0	-
12	Park, Jarett	0	0	0	0	0	0	4.5	0	0	0	-
17	Thompson, Mikey	0	0	0	0	0	0	0	0	0	0	-
19	Schwartzman, Jesse	0	0	0	0	0	0	0	0	0	1	-
22	Ghitelman, Adam	0	0	0	0	0	0	0	0	0	0	-
23	DeLaney, Sean	0	0	0	0	0	0	0	2	0	2	-
25	Cranston, Ryan	0	0	0	0	0	0	0	3	3	0	-
29	Zink, Lee	0	0	0	0	0	0	0	0	0	3	-
33	McGlone, Bill	1	0	0	1	0	0	0	3	2	1	-
35	Watkins, Nate	1	0	0	1	0	0	0	1	0	1	-
40	Hennessey, Andrew	0	0	0	0	0	0	0	0	0	4	8-20
42	Seibald, Max	0	0	0	0	0	0	0	2	0	2	-
44	Schmidt, Brett	0	0	0	0	0	0	0	0	0	3	-
57	Poillon, Peet	1	0	0	1	0	0	0	5	5	0	-
88	Martin, Connor	1	0	1	2	0	0	0	1	2	2	-
91	Roy, Dillon	0	0	0	0	0	0	0	1	0	3	-
Totals:		8	0	1	9	0	1	4.5	27	20	29	8-20
GOALIES		DEC	MIN	GA	2ptGA	SOG	SAVES	SV1	SV2	SV3	SV4	
19	Jesse Schwartzman	LOSS	60:00	8	1	21	13	4	4	2	3	



Denver at Rochester
 Game No. 9
 Sahlen's Stadium
 July 23 • 7 p.m.

8 **15**

DENVER — The Denver Outlaws (5-4) were unable to make a comeback and defeat the Rochester Rattlers (2-7) this evening, losing 15-8 at PAETEC Park in Rochester, New York.

Although Outlaws midfielder Max Seibald scored the first goal of the evening after three minutes of play, the Rattlers' offense responded less than a minute later with a 3-0 run. The first half continued to belong to the Rattlers as they outscored the Outlaws 9-3. Rattlers attacker Ned Crotty began his offensive surge in the first half, recording four goals.

The Outlaws relied on Drew Westervelt as their primary offensive asset, completing a hat trick in the third quarter, and finishing with four goals on the night.

The Outlaws offense received other goals from Max Seibald at the :44 mark of the fourth quarter, Brian Langtry at the 2:44 mark of the fourth quarter, and Brendan Mundorf at the 13:52 mark of the first quarter.

Rochester goalie John Galloway put together another impressive outing, holding the Outlaws to eight goals on 22 shots on goal (.636 pct.). The rookie out of Syracuse saved 19 shots when the two teams played at INVESCO Field at Mile High one week ago.

TEAM STATS		
Denver	Category	Rochester
8	Score	15
8	Goals	13
0	2-pt goals	2
5	Assists	7
13	Points	22
32	Ground balls	30
22	Shots on goal	17
.520	Faceoffs	.480
5:00	Penalty minutes	0:00
0	Man-up goals	3
0	Shorthanded goals	0
4	Saves	14

SCORING SUMMARY

1st Quarter		
Den. - Seibald (unassisted) 3:13	Roc. - Crotty (unassisted) 4:14	
Roc. - McBride (PPG) (Catalino) 8:46	Roc. - Catalino (2pt)(PPG) (Groot) 11:35	
Den. - Mundorf (unassisted) 13:52	Roc. - Crotty (unassisted) 14:50	
2nd Quarter		
Roc. - Catalino (Garber) 3:27	Roc. - Garber (unassisted) 8:17	
Roc. - Crotty (unassisted) 9:38	Den. - Westervelt (Bitter) 11:03	
Roc. - Crotty (unassisted) 12:50	3rd Quarter	
Den. - Westervelt (Seibald) 6:48	Roc. - McBride (Crotty) 8:05	
Roc. - Cahill (Crotty) 9:17	Den. - Westervelt (Langtry) 10:57	
Roc. - Catalino (2pt)(PPG) (Garber) 13:19	Den. - Westervelt (Kimener) 14:26	
4th Quarter		
Roc. - Kelly (unassisted) 0:07	Den. - Seibald (unassisted) 0:44	
Den. - Langtry (Kimener) 2:44	Roc. - Cahill (Striebel) 6:13	
PENALTY SUMMARY		
1st Quarter		
Den. - Unterstein - (UC PF 3), 3 min, 8:26	3rd Quarter	
Den. - Watkins - (Body Check PF 2), 2 min, 12:37		



	1	2	3	4	Final
	3	1	4	1	9
	2	1	2	3	8

Time of game: 2:12 Attendance: 5,107 MVP: Ned Crotty
 Crew Chief: Tom Abbott Assistant Referee: Matt Palumb Technical Referee: Steve Miller

DENVER OUTLAWS (5-4)												
#	NAME	G	2ptG	A	PTS	PPG	SHG	PIM	SOG	SOFF	GB	FO
0	Unterstein, Kevin	0	0	0	0	0	0	3	0	0	3	-
2	Mundorf, Brendan	1	0	0	1	0	0	0	3	1	0	-
6	Langtry, Brian	1	0	1	2	0	0	0	3	1	1	-
7	Bocklet, Matt	0	0	0	0	0	0	0	0	0	4	-
8	Holmes, Steve	0	0	0	0	0	0	0	0	0	2	-
10	Bitter, Billy	0	0	1	1	0	0	0	1	2	2	-
14	Westervelt, Drew	4	0	0	4	0	0	0	10	2	2	-
17	Thompson, Mikey	0	0	0	0	0	0	0	0	0	1	-
19	Schwartzman, Jesse	0	0	0	0	0	0	0	0	0	0	-
22	Ghitelman, Adam	0	0	0	0	0	0	0	0	0	0	-
25	Cranston, Ryan	0	0	0	0	0	0	0	1	1	0	-
29	Zink, Lee	0	0	0	0	0	0	0	0	0	4	-
35	Watkins, Nate	0	0	0	0	0	0	2	0	0	0	-
40	Hennessey, Andrew	0	0	0	0	0	0	0	0	0	5	13-25
42	Seibald, Max	2	0	1	3	0	0	0	3	3	2	-
44	Schmidt, Brett	0	0	0	0	0	0	0	0	0	3	-
57	Poillon, Peet	0	0	0	0	0	0	0	1	4	2	-
61	Kimener, Terry	0	0	2	2	0	0	0	0	1	1	-
91	Roy, Dillon	0	0	0	0	0	0	0	0	1	0	-
Totals:		8	0	5	13	0	0	5	22	16	32	13-25
GOALIES		DEC	MIN	GA	2ptGA	SOG	SAVES	SV1	SV2	SV3	SV4	
19	Jesse Schwartzman	LOSS	60:00	13	2	17	4	0	1	2	1	
ROCHESTER RATTLERS (2-7)												
#	NAME	G	2ptG	A	PTS	PPG	SHG	PIM	SOG	SOFF	GB	FO
1	Catalino, Grant	3	2	1	6	2	0	0	3	2	1	-
2	Crotty, Ned	4	0	2	6	0	0	0	4	2	2	-
3	Garber, Brett	1	0	2	3	0	0	0	1	1	1	-
4	Colburn, Jeff	0	0	0	0	0	0	0	0	3	0	-
5	Schroeder, Stefan	0	0	0	0	0	0	0	0	0	0	-
8	Groot, Dan	0	0	1	1	0	0	0	0	1	5	-
9	Striebel, Matt	0	0	1	1	0	0	0	2	1	0	-
10	McBride, Jordan	2	0	0	2	1	0	0	3	0	3	-
11	White, Joel	0	0	0	0	0	0	0	0	0	7	-
15	Galloway, John	0	0	0	0	0	0	0	0	0	1	-
16	Smith, Joe	0	0	0	0	0	0	0	0	1	1	-
17	Godoi, Diogo	0	0	0	0	0	0	0	0	0	2	-
21	Cahill, Martin	2	0	0	2	0	0	0	3	3	0	-
34	Kelly, Anthony	1	0	0	1	0	0	0	1	0	1	12-25
39	Niewieroski, Greg	0	0	0	0	0	0	0	0	2	2	-
41	Levine, Jordan	0	0	0	0	0	0	0	0	0	1	-
42	Guadagnolo, Tom	0	0	0	0	0	0	0	0	0	3	-
44	Bice, Greg	0	0	0	0	0	0	0	0	0	0	-
57	Manney, Brett	0	0	0	0	0	0	0	0	1	0	-
Totals:		13	2	7	22	3	0	0	17	17	30	12-25
GOALIES		DEC	MIN	GA	2ptGA	SOG	SAVES	SV1	SV2	SV3	SV4	
15	John Galloway	WIN	60:00	8	0	22	14	3	5	3	3	



Denver vs. Boston

Game No. 10
INVESCO Field at Mile High
July 30 • 7 p.m.

DENVER — The Boston Cannons defeated the Denver Outlaws 10-9 in a back-and-forth match Saturday night in front of a crowd of 7,804 at INVESCO Field at Mile High.

Despite a two-goal fourth quarter lead, the Outlaws were unable to snap their losing streak, which was extended to a franchise-record four games. It marks the second time this month that Boston was able to beat Denver, clinching the season series against the Outlaws and a playoff berth.

With the loss, the Outlaws fall to 5-5 on the season and descend to a tie for third place with the Chesapeake Bayhawks in the league standings.

Entering the fourth quarter, Denver held a thin one-goal advantage. Drew Westervelt completed his hat trick early in the quarter, whipping it past Boston goalie Jordan Burke to put the Outlaws up 8-6 with under 14 minutes to play.

Brad Ross scored a power play, two-point goal later in the quarter to tie the contest at eight. It was Boston's second power play goal of the contest.

Brendan Mundorf completed his own hat trick with 3:59 to play, giving the Outlaws a 9-8 lead.

Boston scored back-to-back goals within the next three minutes as Max Quinzani and Kevin Buchanan each scored past Outlaws goalie Jessie Schwartzman.

The Outlaws regained possession with 54 seconds in regulation, but lost possession 17 seconds later and Boston was able to run out most of the remaining time.

TEAM STATS		
Denver	Category	Boston
9	Score	10
9	Goals	9
0	2-pt goals	1
6	Assists	5
15	Points	15
23	Ground balls	22
26	Shots on goal	26
.682	Faceoffs	318
6:00	Penalty minutes	3:30
0	Man-up goals	1
0	Shorthanded goals	1
17	Saves	17

SCORING SUMMARY

1st Quarter	
Bos.	Poskay (Boyle) 4:38
Den.	Kimener (unassisted) 9:35
2nd Quarter	
Bos.	Poskay (Heim) 1:42
Den.	Westervelt (Bocklet) 5:57
Den.	Mundorf (Watkins) 9:13
3rd Quarter	
Bos.	Paul Rabil (unassisted) 0:39
Bos.	Pat Heim (unassisted) 2:18
Den.	Mundorf (Poillon) 3:19
Den.	Bitter (unassisted) 4:16
Den.	Drew Westervelt (Kimener) 7:41
Bos.	Rabil (unassisted) 10:12
Den.	Poillon (Bitter) 11:12
Bos.	Sweeney (SHG) (unassisted) 14:08
4th Quarter	
Den.	Westervelt (Seibald) 1:14
Bos.	Ross (2pt)(PPG) (Boyle) 8:28
Den.	Mundorf (unassisted) 11:01
Bos.	Quinzani (Poskay) 13:06
Bos.	Buchanan (Heim) 13:54

PENALTY SUMMARY

1st Quarter	
Bos.	Poskay - (Interference TF), .5 min, 7:28
Den.	Bitter - (Actions w/Crosse PF 3), 3 min, 11:27
2nd Quarter	
Den.	Unterstein - (UC PF 1), 1 min, 4:35
Bos.	Quinzani - (Illegal Crosse PF 1), 1 min, 6:44
3rd Quarter	
Bos.	Smalley - (Body Check PF 1), 1 min, 13:15
4th Quarter	
Bos.	Poskay - (UC PF 1), 1 min, 6:27
Den.	Unterstein - (UC PF 1), 1 min, 6:27
Den.	Unterstein - (Slashing PF 1), 1 min, 6:27



	1	2	3	4	Final
	1	1	4	4	10
	1	2	4	2	9

Time of game: 2:24
Crew Chief: JD Doyle

Attendance: 7,804
Assistant Referee: Bill Johansen

MVP: Kevin Buchanan

BOSTON CANNONS (6-1)												
#	NAME	G	2ptG	A	PTS	PPG	SHG	PIM	SOG	SOFF	GB	FO
1	Ricci, PT	0	0	0	0	0	0	0	0	0	2	-
3	Heim, Pat	1	0	2	3	0	0	0	2	0	0	-
5	Burke, Jordan	0	0	0	0	0	0	0	0	0	1	-
7	Poskay, Matt	2	0	1	3	0	0	1.5	2	3	2	-
8	Downing, Greg	0	0	0	0	0	0	0	3	1	0	-
10	Ross, Brad	1	1	0	2	1	0	0	2	4	0	-
11	Smalley, Matthew	0	0	0	0	0	0	1	0	0	0	-
14	Boyle, Ryan	0	0	2	2	0	0	0	2	0	1	-
15	Turner, Kip	0	0	0	0	0	0	0	0	0	0	-
18	Reid, Jack	0	0	0	0	0	0	0	0	0	0	-
26	Casey, Matt	0	0	0	0	0	0	0	0	1	0	-
27	Buchanan, Kevin	1	0	0	1	0	0	0	1	1	0	-
29	Morrissey, JJ	0	0	0	0	0	0	0	0	0	0	-
37	Farrell, Brian	0	0	0	0	0	0	0	0	0	0	-
58	Mattes, Chris	0	0	0	0	0	0	0	0	0	5	7-22
77	Sweeney, Kyle	1	0	0	1	0	1	0	1	0	5	-
85	Belisle, Mitch	0	0	0	0	0	0	0	0	0	5	-
88	Quinzani, Max	1	0	0	1	0	0	1	5	2	0	-
99	Rabil, Paul	2	0	0	2	0	0	0	8	5	1	-
	Totals:	9	1	5	15	1	1	3.5	26	17	22	7-22
GOALIES		DEC	MIN	GA	2ptGA	SOG	SAVES	SV1	SV2	SV3	SV4	
5	Jordan Burke	WIN	60:00	9	0	26	17	3	5	1	8	
DENVER OUTLAWS (5-2)												
#	NAME	G	2ptG	A	PTS	PPG	SHG	PIM	SOG	SOFF	GB	FO
0	Unterstein, Kevin	0	0	0	0	0	0	3	0	0	4	-
2	Mundorf, Brendan	3	0	0	3	0	0	0	6	5	1	-
7	Bocklet, Matt	0	0	1	1	0	0	0	0	1	0	-
8	Holmes, Steve	0	0	0	0	0	0	0	0	0	0	-
10	Bitter, Billy	1	0	1	2	0	0	3	2	1	0	-
12	Park, Jarett	0	0	0	0	0	0	0	0	0	0	-
14	Westervelt, Drew	3	0	0	3	0	0	0	6	2	2	-
19	Schwartzman, Jesse	0	0	0	0	0	0	0	0	0	0	-
22	Ghitelman, Adam	0	0	0	0	0	0	0	0	0	0	-
23	DeLaney, Sean	0	0	0	0	0	0	0	0	1	0	-
29	Zink, Lee	0	0	0	0	0	0	0	0	0	2	-
35	Watkins, Nate	0	0	1	1	0	0	0	0	2	1	-
40	Hennessey, Andrew	0	0	0	0	0	0	0	2	2	6	15-22
42	Seibald, Max	0	0	1	1	0	0	0	2	3	0	-
44	Schmidt, Brett	0	0	0	0	0	0	0	0	0	3	-
57	Poillon, Peet	1	0	1	2	0	0	0	4	7	1	-
59	Lay, Andrew	0	0	0	0	0	0	0	0	0	0	-
61	Kimener, Terry	1	0	1	2	0	0	0	4	0	2	-
91	Roy, Dillon	0	0	0	0	0	0	0	0	0	1	-
	Totals:	9	0	6	15	0	0	6	26	24	23	15-22
GOALIES		DEC	MIN	GA	2ptGA	SOG	SAVES	SV1	SV2	SV3	SV4	
19	Jesse Schwartzman	LOSS	60:00	9	1	26	17	6	3	2	6	



Denver at Long Island

Game No. 11
James M. Stuart Stadium
Aug. 6 • 7 p.m.

HEMPSTEAD, N.Y. - Needing a win to clinch its sixth consecutive playoff berth, Denver improved to 10-0 all-time in the regular season against Long Island with a 14-11 victory.

The Outlaws opened the second half with a 4-0 run, kicked off by Drew Westervelt's two-pointer on a man-up opportunity. Dillon Roy and Kevin Unterstein came through with their first goals of the season as nine different players netted goals in the contest.

Max Seibald got the Outlaws on the board at the 7:01 mark with his 11th goal of the season. Brendan Mundorf followed with a goal to put Denver in front 2-1. Roy netted his first goal of the season with 1:18 left in the quarter to give the Outlaws a 3-1 advantage through one period. Matt Danowski and Mike Unterstein went back-to-back to start the second quarter for the Lizards and tie the game 3-3. Billy Bitter found the back of the net to put the Outlaws out in front, but Stephen Berger answered off the ensuing faceoff to knot the game once again. Max Seibald scored his first of two goals at the 10:57 mark before John Grant, Jr. evened the score at 5-5 1:55 before halftime.

Denver roared out of the halftime gates with a two-pointer from Westervelt and followed with goals from Peet Poillon and Sean DeLaney to take a 9-5 lead. Danowski netted consecutive tallies to close the third quarter with the Outlaws in front 9-7.

Poillon scored 59 seconds into the fourth quarter off a feed from Bitter, but Ryan Young scored a pair of goals to cut the Outlaws' advantage to 10-9. Westervelt responded, beating the shot clock with a bounce goal. Terry Kimener padded the Outlaws' lead, shooting high to beat Adams and put Denver in front 12-9. The Lizards responded with a goal from Tim Goettelmann to cut their deficit to two. Unterstein picked up the outlet pass following a save by Jesse Schwartzman and went coast-to-coast, finishing with his first marker of the season.

Denver surrendered a late goal, but after a big faceoff win, Mundorf put the nail in the coffin with an empty-netter in the final seconds.

TEAM STATS

Denver	Category	Long Island
14	Score	11
13	Goals	11
1	2-pt goals	0
4	Assists	2
18	Points	13
37	Ground balls	32
28	Shots on goal	21
.500	Faceoffs	.500
1:30	Penalty minutes	1:30
1	Man-up goals	1
0	Shorthanded goals	0
10	Saves	15

SCORING SUMMARY

1st Quarter

L.I. - Goettelmann (unassisted) 1:12

Den. - Seibald (Kimener) 7:01

Den. - Mundorf (unassisted) 11:15

Den. - Roy (unassisted) 13:42

2nd Quarter

L.I. - Danowski (unassisted) 1:04

L.I. - Unterstein (unassisted) 1:30

Den. - Bitter (unassisted) 3:09

L.I. - Berger (unassisted) 3:58

Den. - Seibald (unassisted) 10:57

L.I. - Grant Jr (unassisted) 13:05

3rd Quarter

Den. - Westervelt (2pt)(PPG) (unassisted) 1:01

Den. - Poillon (Kimener) 4:13

Den. - DeLaney (Mundorf) 5:54

L.I. - Danowski (unassisted) 9:40

L.I. - Danowski (McKee) 12:34

4th Quarter

Den. - Poillon (unassisted) 0:59

L.I. - Young (unassisted) 4:00

L.I. - Young (unassisted) 4:59

Den. - Westervelt (Watkins) 9:04

Den. - Kimener (unassisted) 9:56

L.I. - Goettelmann (unassisted) 10:21

Den. - Unterstein (unassisted) 11:42

L.I. - Berger (powerplay) (Grant Jr) 13:34

Den. - Mundorf (unassisted) 14:21

PENALTY SUMMARY

2nd Quarter

L.I. - Card - (Interference TF), .5 min, 14:00

3rd Quarter

L.I. - Goettelmann - (Tripping PF 1), 1 min, 0:28

Den. - Hennessey - (Pushing TF), .5 min, 13:10

4th Quarter

Den. - Kimener - (Pushing TF), .5 min, 13:13

Den. - Schmidt - (Holding TF), .5 min, 13:27



	1	2	3	4	Final
	3	2	4	5	14
	1	4	2	4	11

Time of game: 2:18
Crew Chief: Ed Schreiber

Attendance: 3,082
Assistant Referee: Kevin OLeary

MVP: Max Seibald
Technical Referee: Coz DeLillo

DENVER OUTLAWS (6-5)

#	NAME	G	2ptG	A	PTS	PPG	SHG	PIM	SOG	SOFF	GB	FO
0	Unterstein, Kevin	1	0	0	1	0	0	0	3	0	6	-
2	Mundorf, Brendan	2	0	1	3	0	0	0	4	3	3	-
6	Langtry, Brian	0	0	0	0	0	0	0	3	0	0	-
7	Bocklet, Matt	0	0	0	0	0	0	0	1	0	6	-
10	Bitter, Billy	1	0	0	1	0	0	0	2	0	0	-
12	Park, Jarett	0	0	0	0	0	0	0	0	0	1	-
14	Westervelt, Drew	2	1	0	3	1	0	0	6	3	3	-
19	Schwartzman, Jesse	0	0	0	0	0	0	0	0	0	0	-
22	Ghitelman, Adam	0	0	0	0	0	0	0	0	0	0	-
23	DeLaney, Sean	1	0	0	1	0	0	0	1	1	0	-
29	Zink, Lee	0	0	0	0	0	0	0	0	0	2	-
35	Watkins, Nate	0	0	1	1	0	0	0	1	0	1	-
40	Hennessey, Andrew	0	0	0	0	0	0	.5	0	0	2	14-28
42	Seibald, Max	2	0	0	2	0	0	0	2	2	3	-
44	Schmidt, Brett	0	0	0	0	0	0	.5	0	0	3	-
47	McCarthy, Sean	0	0	0	0	0	0	0	0	0	1	-
57	Poillon, Peet	2	0	0	2	0	0	0	2	2	1	-
61	Kimener, Terry	1	0	2	3	0	0	.5	2	2	1	-
91	Roy, Dillon	1	0	0	1	0	0	0	1	0	4	-
	Totals:	13	1	4	18	1	0	1.5	28	13	37	14-28
GOALIES		DEC	MIN	GA	2ptGA	SOG	SAVES	SV1	SV2	SV3	SV4	
19	Jesse Schwartzman	WIN	60:00	11	0	21	10	6	1	2	1	

LONG ISLAND LIZARDS (5-6)

#	NAME	G	2ptG	A	PTS	PPG	SHG	PIM	SOG	SOFF	GB	FO
1	Cocchi, Dan	0	0	0	0	0	0	0	0	0	0	-
3	Rand, Adam	0	0	0	0	0	0	0	0	0	6	14-28
9	Goettelmann, Tim	2	0	0	2	0	0	1	2	0	2	-
11	Pages, Ricky	0	0	0	0	0	0	0	1	0	2	-
13	Berger, Stephen	2	0	0	2	1	0	0	5	2	3	-
14	Adams, Drew	0	0	0	0	0	0	0	0	0	4	-
18	Peyser, Stephen	0	0	0	0	0	0	0	2	3	2	-
19	Madalon, Matt	0	0	0	0	0	0	0	0	0	0	-
20	Card, Jay	0	0	0	0	0	0	.5	0	1	0	-
23	Ward, Mike	0	0	0	0	0	0	0	0	0	3	-
24	Grant Jr, John	1	0	1	2	0	0	0	2	4	2	-
25	Karalunas, Brian	0	0	0	0	0	0	0	0	0	3	-
27	Young, Ryan	2	0	0	2	0	0	0	2	0	0	-
28	Brenneman, Zach	0	0	0	0	0	0	0	1	0	0	-
35	McKee, Parker	0	0	1	1	0	0	0	0	0	2	-
40	Danowski, Matt	3	0	0	3	0	0	0	5	1	0	-
41	Polanco, Nicky	0	0	0	0	0	0	0	0	0	1	-
77	Unterstein, Mike	1	0	0	1	0	0	0	1	0	2	-
91	Spallina, Brian	0	0	0	0	0	0	0	0	0	0	-
	Totals:	11	0	2	13	1	0	1.5	21	11	32	14-28
GOALIES		DEC	MIN	GA	2ptGA	SOG	SAVES	SV1	SV2	SV3	SV4	
14	Drew Adams	LOSS	60:00	13	1	28	15	4	3	5	3	



Denver at Chesapeake

Game No. 12
15 Navy-Marine Corps Memorial Stadium
 Aug. 13 • 5 p.m.

ANNAPOLIS, MD. – The Outlaws clicked in all phases of the game early, using an 11-0 first-half run to jump in front and never looked back, coasting to a 15-9 victory over Chesapeake in the final game of the regular season.

Brendan Mundorf kicked off the scoring at the 2:19 mark with his 26th tally of the season . Kyle Dixon answered to tie the game 1-1 just over one minute later, before the Outlaws took over. Mundorf netted his second of the contest, Brian Langtry scored on a man-up opportunity and Terry Kimener added a goal to put the Outlaws in front 4-1 after one quarter of play.

Denver dominated the second quarter to the tune of an 8-0 margin in the period, including an astounding seven goals in a span of just 3:58.

Mundorf started the stanza off with a shorthanded tally – his league leading third shorthanded goal of the year. Mundorf would add two more markers and an assist in the quarter, giving him five goals and two assists before the intermission.

Drew Westervelt, Sean DeLaney, Jarett Park, Peet Poillon and Billy Bitter each added scores in the period, pushing the Outlaws to a 12-1 halftime advantage.

Jesse Schwartzman held the Bayhawks scoreless for a stretch of 26:44 to end the first half, saving 7-of-8 (.875) shots on goal.

The Bayhawks cut into their deficit in the third quarter, outscoring the Outlaws 5-2 in the period.

Westervelt buried his second of the game just 45 seconds into the second half, before Ben Rubeor ended the Outlaws' 12-0 run with a goal for the Bayhawks at the 3:53 mark.

Poillon answered to push Denver's lead to 14-2.

Chesapeake responded with four consecutive goals, including one 2-pointer, to cut the Outlaws' lead to 14-6 after three quarters.

Danny Glading extended the Bayhawks run to 6-0 with a tally to open the fourth quarter. Glading would score three goals in the final frame, but it would be too little, too late for Chesapeake. Bitter capped the Outlaws scoring with a man-up goal, and the Outlaws rolled to a 15-9 victory.

TEAM STATS		
Denver	Category	Chesapeake
15	Score	9
15	Goals	8
0	2-pt goals	1
8	Assists	4
23	Points	13
37	Ground balls	39
34	Shots on goal	21
.407	Faceoffs	.593
8:30	Penalty minutes	8:00
2	Man-up goals	0
1	Shorthanded goals	0
13	Saves	19

SCORING SUMMARY

1st Quarter	
Den. - Mundorf (unassisted) 2:19	Che. - Dixon (Rubeor) 3:16
Den. - Mundorf (unassisted) 6:58	Den. - Langtry (PPG) (Mundorf) 11:45
Den. - Kimener (Westervelt) 14:01	
2nd Quarter	
Den. - Mundorf (SHG) (unassisted) 3:37	Den. - Westervelt (Watkins) 4:06
Den. - Mundorf (unassisted) 4:50	Den. - DeLaney (Poillon) 5:59
Den. - Park (Billy Bitter) 6:22	Den. - Poillon (unassisted) 7:11
Den. - Mundorf (Roy) 7:35	Den. - Bitter (Mundorf) 14:45
3rd Quarter	
Den. - Westervelt (unassisted) 0:45	Che. - Rubeor (Hardy) 3:53
Den. - Poillon (unassisted) 7:50	Che. - Abbott (unassisted) 9:37
Che. - Dixon (2pt)(Brooks) 11:39	Che. - Brooks (unassisted) 12:22
4th Quarter	
Che. - Glading (unassisted) 3:08	Che. - Glading (unassisted) 6:08
Den. - Bitter (PPG) (Mundorf) 10:58	Che. - Glading (Hardy) 12:21

PENALTY SUMMARY

1st Quarter	
Den. - Zink - (Cross Checking PF 1), 1 min, 4:22	Den. - Langtry - (UC PF 1), 1 min, 4:22
Che. - Ehrmann - (Body Check PF 1), 1 min, 8:46	Che. - DeNapoli - (Pushing TF), .5 min, 11:13
2nd Quarter	
Den. - Langtry - (UC PF 1), 1 min, 2:37	Che. - Hostetler - (Holding TF), .5 min, 8:50
Che. - Malphrus - (Slashing PF 1), 1 min, 8:50	
3rd Quarter	
Den. - Roy - (Body Check PF 1), 1 min, 1:15	Che. - Ehrmann - (Body Check PF 1), 1 min, 1:57
Den. - Zink - (Slashing PF 1), 1 min, 10:25	Den. - Mundorf - (Slashing PF 1), 1 min, 14:41
Den. - Schmidt - (Pushing TF), .5 min, 14:41	
4th Quarter	
Che. - Rubeor - (Pushing TF), .5 min, 0:39	Che. - Ehrmann - (Holding TF), .5 min, 3:44
Che. - Hostetler - (Body Check PF 1), 1 min, 7:33	Che. - Carroll - (Body Check PF 2), 2 min, 10:12
Den. - Langtry - (UC PF 2), 2 min, 14:33	



	1	2	3	4	OT	Final
	4	2	3	6	1	16
	2	6	5	2	-	15

Time of game: 2:15
 Crew Chief: Brian Abbott

Attendance: 8,517
 Assistant Referee: Rich Tamberrino

MVP: Brendan Mundorf
 Technical Referee: Steve Ruppel

DENVER OUTLAWS (7-5)

#	NAME	G	2ptG	A	PTS	PPG	SHG	PIM	SOG	SOFF	GB	FO
0	Unterstein, Kevin	0	0	0	0	0	0	0	0	1	3	-
2	Mundorf, Brendan	5	0	3	8	0	1	1	8	3	2	-
6	Langtry, Brian	1	0	0	1	1	0	4	3	1	1	-
7	Bocklet, Matt	0	0	0	0	0	0	0	0	1	6	-
10	Bitter, Billy	2	0	1	3	1	0	0	3	1	7	-
12	Park, Jarett	1	0	0	1	0	0	0	1	0	1	-
14	Westervelt, Drew	2	0	1	3	0	0	0	3	1	3	-
19	Schwartzman, Jesse	0	0	0	0	0	0	0	0	0	6	-
22	Ghitelman, Adam	0	0	0	0	0	0	0	0	0	2	-
23	DeLaney, Sean	1	0	0	1	0	0	0	1	0	0	-
29	Zink, Lee	0	0	0	0	0	0	2	0	0	1	-
35	Watkins, Nate	0	0	1	1	0	0	0	0	0	1	-
40	Hennessey, Andrew	0	0	0	0	0	0	0	0	0	2	11-26
42	Seibald, Max	0	0	0	0	0	0	0	7	1	1	-
44	Schmidt, Brett	0	0	0	0	0	0	.5	0	0	1	-
47	McCarthy, Sean	0	0	0	0	0	0	0	0	0	0	-
57	Poillon, Peet	2	0	1	3	0	0	0	5	2	0	-
61	Kimener, Terry	1	0	0	1	0	0	0	3	2	0	-
91	Roy, Dillon	0	0	1	1	0	0	1	0	0	0	0-1
	Totals:	15	0	8	23	2	1	8.5	34	13	37	11-27
GOALIES		DEC	MIN	GA	2ptGA	SOG	SAVES	SV1	SV2	SV3	SV4	SVOT
19	Jesse Schwartzman	WIN	30:00	1	0	8	7	3	4	0	0	
22	Adam Ghitelman		30:00	7	1	13	6	0	0	4	2	

CHESAPEAKE BAYHAWKS (6-6)

#	NAME	G	2ptG	A	PTS	PPG	SHG	PIM	SOG	SOFF	GB	FO
2	Smith, Justin	0	0	0	0	0	0	0	0	0	0	-
3	Abbott, Matt	1	0	0	1	0	0	0	1	0	5	-
5	Smith, Alex	0	0	0	0	0	0	0	0	1	6	16-26
7	DeNapoli, Steve	0	0	0	0	0	0	.5	1	2	2	-
8	Carroll, Brian	0	0	0	0	0	0	2	0	2	1	-
9	Glading, Danny	3	0	0	3	0	0	0	4	2	0	-
11	Dixon, Kyle	2	1	0	3	0	0	0	3	4	1	-
13	Rubeor, Ben	1	0	1	2	0	0	.5	2	1	4	-
17	Deane, Jake	0	0	0	0	0	0	0	0	0	2	0-1
18	Hunt, Ben	0	0	0	0	0	0	0	2	1	0	-
21	Reynolds, Jeff	0	0	0	0	0	0	0	1	0	5	-
22	Hardy, Dan	0	0	2	2	0	0	0	0	2	2	-
23	Hostetler, Dan	0	0	0	0	0	0	1.5	0	1	2	-
27	Malphrus, Bray	0	0	0	0	0	0	1	0	0	0	-
30	Phipps, Brian	0	0	0	0	0	0	0	0	0	4	-
43	Ehrmann, Barney	0	0	0	0	0	0	2.5	0	0	3	-
44	Brooks, Steven	1	0	1	2	0	0	0	4	2	0	-
51	Kimmel, Michael	0	0	0	0	0	0	0	3	1	0	-
81	Hartzell, Kyle	0	0	0	0	0	0	0	0	0	2	-
	Totals:	8	1	4	13	0	0	8	21	19	39	16-27
GOALIES		DEC	MIN	GA	2ptGA	SOG	SAVES	SV1	SV2	SV3	SV4	SVOT
30	Brian Phipps	LOSS	60:00	15	0	34	19	6	4	1	8	



2011 MLL All-Star Game

Team Authority vs. Team Warrior

Harvard Stadium

July 9, 2011

20

21

BOSTON - Midfielder Stephen Peyser scored the game-winning goal with 2:49 remaining in the fourth quarter as Team Warrior rallied to edge Team Authority by a 21-20 margin in front of 11,186 fans at the 2011 Sports Authority Major League Lacrosse All-Star Game at Harvard Stadium on Saturday evening.

Team Authority took a 2-0 lead just 3:19 into the first quarter on back-to-back goals from midfielders Peet Poillon and Martin Cahill. But, Team Warrior responded with three consecutive goals, including a goal and two assists from attackman Brendan Mundorf, to take a 3-2 lead with 4:09 remaining in the period.

With 3:03 left, midfielder Mike Ward tied the game at 3-3 by scoring off a feed from Poillon.

Led by a two-point goal from Peyser, Team Warrior opened the second quarter with four consecutive points to regain a 7-3 lead with 11:26 remaining. However, Team Authority put together a five-goal run, including a pair of markers from midfielder Michael Kimmel, to take an 8-7 advantage with 2:39 remaining in the first half.

After midfielder Brad Ross scored a two-point goal to give Team Warrior a 9-8 advantage, Team Authority scored twice in the final 22 seconds to take a 10-9 lead at the intermission.

Midfielder Ben Hunt opened the second half by scoring a two-point goal just 14 seconds into the third quarter, giving Team Warrior an 11-10 cushion. After Team Authority scored a pair of goals from midfielder Max Seibald and attackman Ryan Boyle, Team Warrior used a five-goal run to take a 16-12 lead with 4:16 left in the stanza. Attackman Matt Danowski scored twice during the spurt.

After the teams exchanged goals, Team Authority trimmed the deficit to 17-16 with a pair of goals, including a two-point tally from Kimmel, in the final 32 seconds of the third quarter.

Ross and Hunt upped Team Warrior's advantage to 19-16 in the first two minutes of the fourth quarter with back-to-back goals before Kimmel scored a pair of two-point goals in a three-minute span, giving Team Authority a 20-19 lead with 7:22 remaining in regulation.

With 6:22 left, midfielder Pat Heim tied the game with an unassisted goal before Peyser scored to give Team Warrior a one-point advantage it did not relinquish.

Ross led Team Warrior with three goals, including a two-point marker, while Hunt and Peyser each scored two goals, including a two-point tally. Mundorf added a goal with three assists for Team Warrior, which outshot Team Authority by a 52-44 margin.

Kimmel earned Bud Light Player of the Game honors after setting an All-Star Game record with his nine-point effort for Team Authority. He scored five goals, including an All-Star Game record three two-point goals, and added an assist. Meanwhile, Poillon scored two goals with two assists in a losing effort while attackman Ned Crotty contributed two goals with an assist.

In addition, the annual Bud Light Skills Competition was held during half-time of Saturday night's game. Midfielder Paul Rabil of Team Authority won the Freestyle Contest after jumping over a car in his shot. Meanwhile, defenseman Kyle Hartzell won the Fastest Shot contest with a 102 m.p.h. shot and goalkeeper Jesse Schwartzman earned the inaugural Goalie Gauntlet title after completing the event in 21 seconds.

SCORING SUMMARY

1st Quarter

- Team Authority - Poillon (unassisted) 1:19
- Team Authority - Cahill (unassisted) 3:19
- Team Warrior - Mundorf (unassisted) 5:48
- Team Warrior - Walters (Mundorf) 8:42
- Team Warrior - Westervelt (Mundorf) 10:51
- Team Authority - Ward (Poillon) 11:57

2nd Quarter

- Team Warrior - Westervelt (Abbott) 0:32
- Team Warrior - Ross (Abbott) 1:22
- Team Warrior - Peyser (2pt)(Brendan) 3:34
- Team Authority - Poillon (Quinzani) 4:56
- Team Authority - Rabil (unassisted) 7:19
- Team Authority - Kimmel (Crotty) 9:40
- Team Authority - Crotty (unassisted) 11:43
- Team Authority - Kimmel (Hartzell) 12:21
- Team Warrior - Ross (2pt)(Westervelt) 13:22
- Team Authority - Seibald (unassisted) 14:38
- Team Authority - Bocklet (Poillon) 15:00

3rd Quarter

- Team Warrior - Hunt (2pt)(unassisted) 0:14
- Team Authority - Seibald (unassisted) 1:10
- Team Authority - Boyle (Kimmel) 2:27
- Team Warrior - Walters (unassisted) 4:31
- Team Warrior - Heim (unassisted) 5:44
- Team Warrior - Berger (unassisted) 8:00
- Team Warrior - Danowski (unassisted) 9:24
- Team Warrior - Danowski (unassisted) 10:44
- Team Authority - Crotty (unassisted) 12:56
- Team Warrior - Ricci (unassisted) 13:05
- Team Authority - Kimmel (2pt)(unassisted) 14:28
- Team Authority - Rabil (unassisted) 14:30

4th Quarter

- Team Warrior - Ross (unassisted) 1:37
- Team Warrior - Hunt (unassisted) 2:16
- Team Authority - Kimmel (2pt)(unassisted) 5:13
- Team Authority - Kimmel (2pt)(Ward) 7:38
- Team Warrior - Heim (unassisted) 8:38
- Team Warrior - Peyser (unassisted) 12:11



OUTLAWS YEAR-BY-YEAR RESULTS



2011 DENVER OUTLAWS RESULTS

2011 MLL STANDINGS

Team	W	L	GB	PCT	GF	GA	H	A
Boston	9	3	-	.750	173	142	4-2	5-1
Denver	7	5	2	.583	156	135	2-4	5-1
Hamilton	7	5	2	.583	155	150	2-4	5-1
Chesapeake	6	6	3	.500	139	162	2-4	4-2
Long Island	5	7	4	.417	138	151	3-3	2-4
Rochester	2	10	7	.167	143	164	1-5	1-5

2011 HONORS AND AWARDS

Award	Player
All-MLL	Brendan Mundorf
MLL All-Star	Eric Martin
MLL All-Star	Brendan Mundorf
MLL All-Star	Peet Poillon
MLL All-Star	Jesse Schwartzman
MLL All-Star	Max Seibald
MLL All-Star	Drew Westervelt
MLL All-Star	Lee Zink
Offensive Player of the Week (Week 1)	Brendan Mundorf
Offensive Player of the Week (Week 5)	Brendan Mundorf
Offensive Player of the Week (Week 12)	Brendan Mundorf
Defensive Player of the Week (Week 2)	Jesse Schwartzman
Defensive Player of the Week (Week 3)	Jesse Schwartzman
Rookie of the Week (Week 3)	Billy Bitter

2011 OUTLAWS SCHEDULE AND RESULTS

Date	Opponent	Score	Atten.
MAY 14	HAMILTON	18-10 (W)	9,993
May 21	Boston	13-12 (W)	8,317
June 3	Long Island	11-10 (W)	2,782
JUNE 11	CHESAPEAKE	16-15 OT (L)	12,548
June 18	Hamilton	15-7 (W)	1,047
JUNE 25	LONG ISLAND	18-11 (W)	10,142
JULY 3	BOSTON	15-12 (L)	27,184
JULY 16	ROCHESTER	9-8 (L)	6,318
July 23	Rochester	15-8 (L)	5,107
JULY 30	BOSTON	10-9 (L)	7,804
Aug. 6	Long Island	14-11 (W)	3,082
Aug. 13	Chesapeake	15-9 (W)	8,517

Postseason

Aug. 27	#Hamilton	11-9 (L)	-
---------	-----------	----------	---

Home games bold and caps; #MLL Semifinal

POINTS

RK	Player	PTS
1	Brendan Mundorf	45
2	Drew Westervelt	32
3	Peet Poillon	25

GOALS

RK	Player	G
1	Brendan Mundorf	30
2	Drew Westervelt	23
3	Peet Poillon	20

ASSISTS

RK	Player	AST
1	Brendan Mundorf	15
2	Bill McGlone	8
	Drew Westervelt	8

GROUND BALLS

RK	Player	GB
1	Andrew Hennessey	49
2	Matt Bocklet	47
3	Kevin Unterstein	30

SHOTS ON GOAL

RK	Player	SOG
1	Brendan Mundorf	55
2	Drew Westervelt	48
3	Peet Poillon	44



2011 DENVER OUTLAWS (7-5)

PLAYER	POS	GP	G	2pG	A	PTS	PIM	PPG	PPA	SHG	SHA	GWG	GB	S	SPCT	SOG	FO	FOPCT
Mundorf, Brendan	A	11	30	0	15	45	6	1	6	3	0	0	23	89	0.337	55	0-0	0.000
Westervelt, Drew	A	10	23	1	8	32	3	7	3	0	0	2	19	69	0.333	48	0-0	0.000
Poillon, Peet	M	12	20	1	4	25	1	1	1	0	0	1	13	87	0.230	44	0-0	0.000
Seibald, Max	M	9	12	3	2	17	1.5	2	0	0	0	0	13	43	0.279	30	0-0	0.000
McGlone, Bill	M	7	9	0	8	17	0	0	2	0	0	0	3	38	0.237	23	0-0	0.000
Bitter, Billy	A	9	12	0	4	16	3	2	0	0	0	1	18	39	0.308	23	0-0	0.000
Martin, Connor	A	5	10	0	3	13	0.5	1	0	0	0	1	5	21	0.476	14	0-0	0.000
Langtry, Brian	M	8	6	0	6	12	4.5	3	2	0	0	0	6	28	0.214	20	1-1	1.000
Kimener, Terry	F	6	6	0	5	11	0.5	0	0	0	0	2	6	21	0.286	14	0-0	0.000
Watkins, Nate	M	12	2	0	5	7	2.5	0	0	0	1	0	9	9	0.222	5	0-0	0.000
DeLaney, Sean	M	7	4	0	1	5	0	0	1	0	0	0	3	14	0.286	8	0-0	0.000
Bocklet, Matt	D	12	1	0	4	5	1	0	0	0	0	0	47	6	0.167	3	0-0	0.000
Iannucci, Athan	F	1	3	1	0	4	3	1	0	0	0	0	1	7	0.429	3	0-0	0.000
Park, Jarett	M	9	3	0	0	3	4.5	0	0	0	0	0	6	4	0.750	4	0-0	0.000
Holmes, Steve	D	10	2	0	1	3	2	0	0	0	0	0	13	5	0.400	5	0-0	0.000
Giannone, Steve	M	3	2	0	1	3	0.5	0	0	0	0	0	5	6	0.333	4	0-0	0.000
Roy, Dillon	D	12	1	0	1	2	1	0	0	0	0	0	21	6	0.167	4	0-3	0.000
Unterstein, Kevin	M	9	1	0	1	2	7	0	0	0	0	0	30	6	0.167	3	4-5	0.800
Martin, Eric	D	6	1	0	0	1	9	0	0	0	0	0	24	3	0.333	1	0-0	0.000
Dalton, Will	FO	2	1	0	0	1	0	0	0	0	0	0	5	1	1.000	1	14-55	0.933
Bokmeyer, Justin	M	1	1	0	0	1	0.5	0	0	0	0	0	0	2	0.500	1	0-0	0.000
Schwartzman, Jesse	G	12	0	0	0	0	2	0	0	0	0	0	26	0	0.000	0	0-0	0.000
Zink, Lee	D	10	0	0	0	0	2	0	0	0	0	0	28	1	0.000	1	0-0	0.000
Hennessey, Andrew	FO	10	0	0	0	0	0.5	0	0	0	0	0	49	7	0.000	3	142-255	0.557
Schmidt, Brett	D	7	0	0	0	0	1	0	0	0	0	0	14	1	0.000	0	0-0	0.000
Cittadino, Casey	M	5	0	0	0	0	0.5	0	0	0	0	0	2	4	0.000	2	0-0	0.000
McCarthy, Sean	D	4	0	0	0	0	0	0	0	0	0	0	3	0	0.000	0	0-0	0.000
Ghitelman, Adam	G	3	0	0	0	0	0	0	0	0	0	0	2	0	0.000	0	0-0	0.000
Thompson, Mikey	M	2	0	0	0	0	0	0	0	0	0	0	1	0	0.000	0	0-0	0.000
Cranston, Ryan	F	2	0	0	0	0	0	0	0	0	0	0	0	8	0.000	4	0-0	0.000
Lay, Andrew	F	1	0	0	0	0	0	0	0	0	0	0	0	0	0.000	0	0-0	0.000
Fullerton, Adam	G	1	0	0	0	0	0	0	0	0	0	0	3	0	0.000	0	0-0	0.000
Brown, Ben	G	1	0	0	0	0	0	0	0	0	0	0	0	0	0.000	0	0-0	0.000
Podgajny, Mike	M	1	0	0	0	0	0	0	0	0	0	0	0	4	0.000	0	0-0	0.000
McFadyen, Ryan	D	1	0	0	0	0	0.5	0	0	0	0	0	2	0	0.000	0	0-0	0.000
TOTALS:	-	12	150	6	69	225	57.5	18	15	3	1	7	400	529	0.284	323	161-319	0.505

GOALIES

	GP	MIN	W	L	GA	2ptGA	GAA	SV	SV%
Schwartzman, Jesse	12	622:21	6	5	109	10	9.87	142	0.566
Ghitelman, Adam	3	39:26	0	0	8	2	12.17	6	0.429
Brown, Ben	1	3:59	0	0	1	0	15.06	0	0.000
Fullerton, Adam	1	15:21	1	0	5	0	19.54	2	0.286
TOTALS:	12	681:07	7	5	123	12	10.25	150	0.549

2011 OUTLAWS LEADERS AND RANKINGS

CATEGORY	PLAYER	No.	LEAGUE RK	TEAM	LEAGUE RANK
PTS	Mundorf	45	3rd	225	3rd
G	Mundorf	30	T-1st	150	3rd
A	Mundorf	15	T-5th	69	5th
GB	Hennessey	49	7th	400	2nd
2PG	Seibald	3	8th	6	5th
PIM	E. Martin	9:00	2nd	57:30	3rd
SOG	Mundorf	55	5th	323	3rd
FO PCT	Hennessey	.557	2nd	.505	3rd
SAVES	Schwartzman	142	4th	150	6th
SAVE PCT	Schwartzman	.566	2nd	.549	4th
GAA	Schwartzman	9.9	1st	11.1	1st



2010 DENVER OUTLAWS RESULTS

2010 MLL STANDINGS

Team	W	L	GB	PCT	GF	GA	H	A
Denver	8	4	-	.667	158	148	5-1	3-3
Boston	8	4	-	.667	174	141	5-1	3-3
Long Island	7	5	1	.583	141	139	4-2	3-3
Chesapeake	6	6	2	.500	161	158	3-3	3-3
Chicago	4	8	4	.333	157	171	3-3	1-5
Toronto	3	9	5	.250	132	166	1-5	2-4

2010 HONORS AND AWARDS

Award	Player
All-MLL	Matt Bocklet
All-MLL	Max Seibald
All-MLL	Lee Zink
MLL All-Star	Matt Bocklet
MLL All-Star	Dan Hardy
MLL All-Star	Jesse Schwartzman
MLL Team USA	Adam Fullerton
MLL Team USA	Eric Martin
MLL Team USA	Brendan Mundorf
MLL Team USA	Max Seibald
MLL Team USA	Drew Westervelt
MLL Team USA	Lee Zink
Offensive Player of the Week (Week 12)	Brendan Mundorf
Offensive Player of the Week (Week 5)	Matt Brown
Offensive Player of the Week (Week 2)	Max Seibald
Defensive Player of the Week (Week 8)	Matt Bocklet
Rookie of the Week (Week 10)	Connor Martin
Rookie of the Week (Week 8)	Andrew Hennessey

2010 OUTLAWS SCHEDULE AND RESULTS

Date	Opponent	Score	Atten.
May 15	Boston	16-13 (L)	9,841
MAY 22	LONG ISLAND	13-10 (W)	12,323
MAY 29	TORONTO	15-12 (W)	6,123
June 5	Long Island	15-10 (W)	3,016
June 12	Boston	17-12 (L)	6,090
June 19	Chesapeake	20-16 (W)	3,483
June 25	Chicago	18-14 (L)	2,722
JULY 4	CHESAPEAKE	12-10 (W)	23,433
July 10	Toronto	15-14 OT (W)	2,834
JULY 24	CHICAGO	15-11 (W)	7,982
JULY 31	BOSTON	16-5 (L)	7,523
AUG. 7	CHICAGO	18-8 (W)	7,285

Postseason

Aug. 21	#Long Island	16-12 (L)	6,319
---------	--------------	-----------	-------

HOME GAMES BOLD AND CAPS; #MLL Semifinal

POINTS

RK	Player	PTS
1	Brendan Mundorf	38
2	Drew Westervelt	32
3	Max Seibald	30
	Dan Hardy	30

GOALS

RK	Player	G
1	Brendan Mundorf	22
	Matt Brown	22
3	Max Seibald	20

ASSISTS

RK	Player	AST
1	Brendan Mundorf	16
2	Dan Hardy	14
3	Drew Westervelt	11

GROUND BALLS

RK	Player	GB
1	Matt Bocklet	59
2	Eric Martin	37
3	Kevin Unterstein	26
	Lee Zink	26

SHOTS ON GOAL

RK	Player	SOG
1	Drew Westervelt	42
2	Brendan Mundorf	38
	Max Seibald	38



2010 DENVER OUTLAWS (8-4)

No.	PLAYER	POS	GP	G	2PG	A	PTS	PIM	PPG	PPA	SHG	SHA	GWG	GB	S	SPCT	SOG	FO	FOPCT
2	Mundorf, Brendan	A	11	22	0	16	38	4	4	5	1	0	2	15	83	.265	38	0-0	.000
14	Westervelt, Drew	A	11	18	3	11	32	3.5	4	1	0	0	1	14	64	.281	42	0-0	.000
42	Seibald, Max	M	9	20	2	8	30	4	2	1	0	0	0	22	65	.308	38	0-0	.000
22	Hardy, Dan	M	10	15	1	14	30	0	2	5	0	0	0	3	45	.333	28	0-1	.000
16	Brown, Matt	A	11	22	1	3	26	1	3	0	0	0	1	6	55	.400	37	0-0	.000
6	Langtry, Brian	M	10	11	1	10	22	2.5	0	1	0	0	0	3	42	.262	24	0-0	.000
23	DeLaney, Sean	M	8	9	1	3	13	0	0	0	0	0	1	9	32	.281	23	0-0	.000
9	Hopmann, Alex	M	8	11	0	1	12	0	0	0	0	0	2	3	32	.344	19	0-0	.000
7	Bocklet, Matt	D	12	6	0	4	10	1	0	0	0	0	0	59	14	.429	11	0-0	.000
3	Giannone, Steve	M	8	7	0	2	9	1	0	0	0	0	1	13	32	.219	24	0-0	.000
35	Watkins, Nate	M	12	3	0	4	7	6	0	0	1	0	0	16	11	.273	8	0-0	.000
55	Martin, Eric	D	10	3	0	2	5	16	0	0	1	0	0	37	8	.375	6	0-0	.000
88	Martin, Connor	A	2	3	0	1	4	0	0	0	0	0	0	3	11	.273	6	0-0	.000
5	Cittadino, Casey	M	12	2	0	1	3	3	0	0	0	0	0	6	5	.400	3	0-0	.000
	Murray, Joey	A	6	2	0	1	3	2	1	0	0	0	0	5	25	.080	10	0-0	.000
0	Unterstein, Kevin	M	11	1	0	1	2	3	0	0	0	0	0	26	3	.333	2	2-5	.400
40	Hennessey, Andrew	FO	6	1	0	0	1	0.5	0	0	0	0	0	17	1	.000	1	83-175	.474
91	Roy, Dillon	D	4	1	0	0	1	0	0	0	0	0	0	8	3	.333	3	0-1	.000
	Vedder, Ethan	D	2	0	0	1	1	0	0	0	0	0	0	4	1	.000	0	0-0	.000
	Loftus, Brendan	M	2	1	0	0	1	0	0	0	0	0	0	0	3	.333	0	0-0	.000
29	Zink, Lee	D	12	0	0	0	0	3.5	0	0	0	0	0	26	0	.000	0	0-0	.000
27	Clausen, Ken	D	8	0	0	0	0	0	0	0	0	0	0	16	2	.000	1	0-0	.000
19	Schwartzman, Jesse	G	11	0	0	0	0	1	0	0	0	0	0	14	0	.000	0	0-0	.000
31	Dalton, Will	FO	6	0	0	0	0	0	0	0	0	0	0	10	1	.000	1	64-140	.457
41	McFadyen, Ryan	D	5	0	0	0	0	1	0	0	0	0	0	6	0	.000	0	0-0	.000
	McCarthy, Sean	D	3	0	0	0	0	1	0	0	0	0	0	6	0	.000	0	0-0	.000
25	Walterhoefer, Shane	FO	1	0	0	0	0	0	0	0	0	0	0	5	0	.000	0	17-30	.567
	ODougherty, Chris	D	4	0	0	0	0	0.5	0	0	0	0	0	3	0	.000	0	0-0	.000
4	Fullerton, Adam	G	4	0	0	0	0	0	0	0	0	0	0	1	0	.000	0	0-0	.000
	Christopher, Brian	M	1	0	0	0	0	3	0	0	0	0	0	1	1	.000	0	0-0	.000
37	Romero, Rocco	M	3	0	0	0	0	0	0	0	0	0	0	0	0	.000	0	0-0	.000
TOTALS:			12	158	9	83	250	57	16	13	3	0	8	357	539	0.293	328	166-352	.472

No.	GOALIES	GP	MIN	W	L	GA	2ptGA	GAA	SV	SV%
19	Schwartzman, Jesse	11	600:17	8	3	124	9	12.39	140	.530
4	Fullerton, Adam	4	120:31	0	1	24	1	11.95	29	.547
TOTALS:		12	-	8	4	148	10	12.33	169	.533

2010 OUTLAWS LEADERS AND RANKINGS

CATEGORY	PLAYER	No.	LEAGUE RK	TEAM	LEAGUE RANK
PTS	Mundorf	38	4th	250	2nd
G	Brown/Mundorf	22	T-5th	158	3rd
A	Mundorf	16	3rd	83	2nd
GB	Bocklet	59	2nd	357	T-3rd
2PG	Westervelt	3	7th	9	T-3rd
PIM	E. Martin	16:00	2nd	57:00	3rd
SOG	Westervelt	42	T-6th	328	4th
FO PCT	Dalton	.457	8th	.472	5th
SAVES	Schwartzman	140	4th	.530	5th
SAVE PCT	Schwartzman	.530	5th	.533	4th
GAA	Schwartzman	12.4	4th	12.3	3rd



2009 DENVER OUTLAWS RESULTS

2009 MLL STANDINGS

Team	W	L	GB	PCT	GF	GA	H	A
Denver	9	3	-	.750	166	138	4-2	5-1
Toronto	7	5	2	.583	184	172	4-2	3-3
Boston	6	6	3	.500	173	150	3-3	3-3
Long Island	6	6	3	.500	125	144	3-3	3-3
Washington	5	7	4	.417	148	175	2-4	3-3
Chicago	3	9	6	.250	159	176	2-4	1-5

2009 HONORS AND AWARDS

Award	Player
All-MLL	Matt Bocklet
All-MLL	Brendan Mundorf
All-MLL	Lee Zink
All-MLL	Jesse Schwartzman
Goalkeeper of the Year	Jesse Schwartzman
Coach of the Year	Brian Reese
Rookie of the Year	Dan Hardy
Offensive Player of the Week (Week 6)	Dan Hardy
Offensive Player of the Week (Week 2)	Brendan Mundorf
Defensive Player of the Week (Week 12)	Jesse Schwartzman
Defensive Player of the Week (Week 6)	Jesse Schwartzman
Defensive Player of the Week (Week 5)	Jesse Schwartzman
MLL All-Star Team	Brendan Mundorf
MLL All-Star Team	Brian Langtry
MLL All-Star Team	Kyle Harrison
MLL All-Star Team	Drew Westervelt
MLL All-Star Team	Max Seibald
MLL All-Star Team	Matthew Bocklet
MLL All-Star Team	Jesse Schwartzman
MLL All-Star Team	Brian Reese

2009 OUTLAWS SCHEDULE AND RESULTS

Date	Opponent	Score	Atten.
MAY 16	CHICAGO	13-11 (L)	9,340
May 22	Boston	15-14 (W)	6,512
MAY 30	WASHINGTON	20-16 (W)	6,022
June 7	Chicago	15-11 (W)	3,265
JUNE 13	LONG ISLAND	16-9 (W)	7,982
JUNE 20	TORONTO	15-8 (W)	8,216
June 27	Toronto	20-16 (W)	3,791
JULY 4	BOSTON	17-16 (L)	21,952
July 18	Washington	11-8 (W)	5,152
JULY 25	LONG ISLAND	12-7 (W)	7,252
Aug. 1	Long Island	13-9 (W)	4,612
Aug. 8	Toronto	16-10 (L)	3,635

Postseason

Aug. 22	#Boston	11-10 (W)	6,720
Aug. 23	%Toronto	10-9 (L)	7,003

HOME GAMES BOLD AND CAPS; #MLL Semifinal; %MLL Championship

POINTS

RK	Player	PTS
1	Drew Westervelt	46
2	Brendan Mundorf	44
3	Matt Brown	30

GOALS

RK	Player	G
1	Brendan Mundorf	34
2	Drew Westervelt	27
3	Matt Brown	24

ASSISTS

RK	Player	AST
1	Drew Westervelt	17
2	Brendan Mundorf	14
	Brian Langtry	14

GROUND BALLS

RK	Player	GB
1	Matt Bocklet	42
2	Max Seibald	28
3	Lee Zink	26

SHOTS ON GOAL

RK	Player	SOG
1	Brendan Mundorf	49
2	Drew Westervelt	46
3	Brian Langtry	37



2009 DENVER OUTLAWS (9-3)

No.	PLAYER	POS	GP	G	2PG	A	PTS	PIM	PPG	PPA	SHG	SHA	GWG	GB	S	SPCT	SOG	FO	FOPCT
14	Westervelt, Drew	A	12	27	2	17	46	8.5	7	2	0	0	1	11	67	.403	46	0-0	.000
2	Mundorf, Brendan	A	12	34	0	10	44	1	0	3	0	0	0	15	75	.453	49	0-0	.000
16	Brown, Matt	A	12	24	0	6	30	0	6	0	0	0	2	7	47	.511	36	0-0	.000
6	Langtry, Brian	M	11	15	4	10	29	10.5	2	3	0	0	3	5	75	.200	37	0-0	.000
4	Sims, Josh	M	9	11	0	8	19	1.5	4	7	0	0	0	7	49	.224	21	0-0	.000
22	Hardy, Dan	M	10	8	0	8	16	0.5	0	3	0	0	1	4	29	.276	17	0-0	.000
15	Sonke, Jeff	M	10	9	0	5	14	1	0	0	0	0	0	4	42	.214	27	0-0	.000
35	Watkins, Nate	M	12	8	0	6	14	4.5	0	0	0	0	0	18	25	.320	17	0-0	.000
42	Seibald, Max	M	10	9	2	1	12	2	1	0	1	0	0	28	38	.237	26	1-3	.333
	Lindsay, Sean	M	5	7	0	1	8	0	1	0	0	0	1	2	23	.304	14	0-0	.000
18	Harrison, Kyle	M	7	4	0	2	6	2.5	0	0	0	0	0	5	28	.143	21	0-0	.000
10	Bocklet, Matt	D	12	3	0	1	4	5	0	1	0	0	0	42	11	.273	6	0-0	.000
	Downing, Greg	M	2	4	0	0	4	0	0	0	0	0	1	1	10	.400	6	0-0	.000
9	Ward, Mike	M	11	0	0	2	2	2	0	0	0	0	0	17	6	.000	3	0-0	.000
23	Borell, Jim	M	5	1	0	0	1	0.5	0	0	0	0	0	4	3	.333	2	0-0	.000
47	McCarthy, Sean	D	5	1	0	0	1	1.5	0	0	0	0	0	4	1	.000	1	0-0	.000
12	Christopher, Brian	M	1	1	0	0	1	0	0	0	0	0	0	0	1	.000	1	0-0	.000
19	Schwartzman, Jesse	G	12	0	0	1	1	2	0	0	0	0	0	8	2	.000	0	0-0	.000
25	Walterhoefer, Shane	FO	10	0	0	1	1	1	0	0	0	0	0	20	2	.000	0	103-257	.401
29	Zink, Lee	D	12	0	0	0	0	5	0	0	0	0	0	26	1	.000	0	0-0	.000
34	Garvey, Thomas	D	12	0	0	0	0	0.5	0	0	0	0	0	11	1	.000	1	0-0	.000
17	Ethington, Tom	D	11	0	0	0	0	1.5	0	0	0	0	0	18	1	.000	0	0-0	.000
5	Cittadino, Casey	M	8	0	0	0	0	3.5	0	0	0	0	0	5	1	.000	0	0-0	.000
71	Martin, Eric	D	7	0	0	0	0	7	0	0	0	0	0	19	7	.000	4	0-0	.000
26	Smith, Alex	G	4	0	0	0	0	0	0	0	0	0	0	0	0	.000	0	0-0	.000
	Braun, Lou	FO	4	0	0	0	0	0	0	0	0	0	0	12	1	.000	1	31-88	.352
44	Fullerton, Adam	G	3	0	0	0	0	0	0	0	0	0	0	2	0	.000	0	0-0	.000
98	Hughes, Brett	D	1	0	0	0	0	2	0	0	0	0	0	1	0	.000	0	0-0	.000
	TOTALS:		12	166	8	79	253	64.5	21	20	1	0	9	296	546	.304	336	135-348	.388

No.	GOALIES	GP	MIN	W	L	GA	2ptGA	GAA	SV	SV%
19	Schwartzman, Jesse	12	675:28	9	2	127	5	11.28	154	.548
44	Fullerton, Adam	3	37:34	0	1	8	0	12.78	9	.529
26	Smith, Alex	4	6:58	0	0	3	1	25.84	0	.000
	TOTALS:	12	-	9	3	138	6	11.50	163	.542

2009 OUTLAWS LEADERS AND RANKINGS

CATEGORY	PLAYER	No.	LEAGUE RK	TEAM	LEAGUE RANK
PTS	Westervelt	46	3rd	253	3rd
G	Mundorf	34	3rd	166	3rd
A	Westervelt	17	4th	79	4th
GB	Bocklet	42	T-6th	296	4th
2PG	Langtry	4	3rd	8	T-3rd
PIM	Langtry	10:30	T-4th	64:30	2nd
SOG	Mundorf	49	T-9th	336	4th
FO PCT	Walterhoefer	.401	6th	.388	6th
SAVES	Schwartzman	154	2nd	163	6th
SAVE PCT	Schwartzman	.548	5th	.542	4th
GAA	Schwartzman	11.5	1st	11.5	1st



2008 DENVER OUTLAWS RESULTS

2008 MLL STANDINGS

Western Conference								
Team	W	L	GB	PCT	GF	GA	H	A
Denver	8	4	-	.667	173	160	6-0	2-4
Los Angeles	7	5	1	.583	173	157	3-3	4-2
San Francisco	4	8	4	.333	149	173	2-4	2-4
Chicago	3	9	5	.250	158	168	3-3	0-6

Eastern Conference								
Team	W	L	GB	PCT	GF	GA	H	A
Rochester	9	3	-	.750	202	161	4-2	5-1
Philadelphia	7	5	2	.583	166	173	3-2	4-3
Boston	7	5	2	.583	182	166	4-3	3-2
New Jersey	6	6	3	.500	171	179	2-4	4-2
Long Island	5	7	4	.417	188	194	2-4	3-3
Washington	4	8	5	.333	156	187	2-4	2-4

2008 HONORS AND AWARDS

Award	Player
All-MLL	Brian Langtry
Offensive Player of the Week (Week 10)	Matt Brown
Offensive Player of the Week (Week 6)	Brian Langtry
Defensive Player of the Week (Week 1)	Geoff Snider
MLL All-Star Team	Brendan Mundorf
MLL All-Star Team	Brian Langtry
MLL All-Star Team	Ryan Powell
MLL All-Star Team	Benson Erwin
MLL All-Star Team	Matt Hanna
MLL All-Star Team	Jeff Sonke
MLL All-Star Team	Jesse Schwartzman
MLL All-Star Team	Lee Zink
MLL All-Star Team	Brian Reese

2008 OUTLAWS SCHEDULE AND RESULTS

Date	Opponent	Score	Atten.
MAY 17	LOS ANGELES	22-12 (W)	11,843
May 24	Washington	17-16 (L)	4,026
MAY 31	NEW JERSEY	19-11 (W)	8,127
June 7	Los Angeles	16-13 (W)	4,189
JUNE 14	SAN FRANCISCO	19-16 (W)	9,316
JUNE 21	CHICAGO	15-13 (W)	7,723
June 29	Chicago	16-13(L)	2,480
JULY 4	SAN FRANCISCO	10-9 (W)	20,116
July 12	Los Angeles	16-6 (L)	3,008
July 19	San Francisco	15-8 (W)	2,436
JULY 26	CHICAGO	15-13 (W)	7,993
Aug. 9	Boston	20-14 (L)	8,425

Postseason			
Date	Opponent	Score	Atten.
Aug. 23	#Los Angeles	13-12 (W)	8,134
Aug. 24	%Rochester	16-6 (L)	8,481

HOME GAMES BOLD AND CAPS; #MLL Semifinal; %MLL Championship

POINTS

RK	Player	PTS
1	Brian Langtry	47
2	Brendan Mundorf	44
3	Ryan Powell	38

GOALS

RK	Player	G
1	Brendan Mundorf	30
2	Matt Brown	28
3	Brian Langtry	24
	Drew Westervelt	24

ASSISTS

RK	Player	AST
1	Ryan Powell	23
2	Brian Langtry	20
3	Brendan Mundorf	14

GROUND BALLS

RK	Player	GB
1	Geoff Snider	78
2	Zach Jungers	35
3	Jesse Schwartzman	34

SHOTS ON GOAL

RK	Player	SOG
1	Brian Langtry	57
2	Brendan Mundorf	52
3	Drew Westervelt	50



2008 DENVER OUTLAWS (8-4)

No.	PLAYER	POS	GP	G	2PG	A	PTS	PIM	PPG	PPA	SHG	SHA	GWG	GB	S	SPCT	SOG	FO	FOPCT
6	Langtry, Brian	M	12	24	3	20	47	4	2	0	0	1	16	87	.276	57	0-0	.000	
2	Mundorf, Brendan	A	12	30	0	14	44	3	1	3	0	2	15	83	.361	52	0-0	.000	
22	Powell, Ryan	A	10	15	0	23	38	1	0	3	0	1	9	42	.357	31	0-0	.000	
14	Westervelt, Drew	A	12	24	0	8	32	1.5	3	0	1	0	12	70	.343	50	0-0	.000	
16	Brown, Matt	A	10	28	0	1	29	1	3	0	1	0	9	52	.538	42	0-0	.000	
15	Sonke, Jeff	M	11	17	2	9	28	6	2	1	0	0	20	67	.254	40	0-0	.000	
	Hanna, Matt	A	9	16	2	0	18	2.5	2	0	0	0	6	48	.333	33	0-0	.000	
7	Snider, Geoff	FO	12	9	0	1	10	6	0	0	0	0	1	78	.321	21	175-363	.482	
17	Ethington, Tom	D	11	3	0	1	4	9	0	0	1	0	9	5	.600	5	0-1	.000	
12	Striebel, Peter	M	5	3	0	1	4	0	0	0	0	0	3	10	.300	7	0-0	.000	
35	Watkins, Nate	M	11	1	0	3	4	3	0	0	0	0	19	7	.143	6	0-0	.000	
37	Erwin, Benson	M	11	0	0	3	3	3.5	0	0	0	0	28	6	.000	3	0-0	.000	
18	Ward, Mike	M	7	1	0	0	1	1	0	0	0	0	0	2	.500	2	0-0	.000	
4	Sims, Josh	M	1	1	0	0	1	1	0	0	0	0	0	5	.200	3	0-0	.000	
	Bastis, Greg	M	1	1	0	0	1	0	0	0	0	0	0	4	.250	2	0-0	.000	
5	Cittadino, Casey	M	11	0	0	1	1	7	0	0	0	0	18	6	.000	3	0-0	.000	
27	Braun, Lou	M	3	0	0	1	1	0	0	0	0	0	11	1	.000	1	9-19	.474	
	Jacovina, Brian	M	2	0	0	1	1	0	0	0	0	0	1	2	.000	1	0-0	.000	
	Polk, Lucius	F	2	0	0	1	1	0	0	0	0	0	2	0	.000	0	0-0	.000	
19	Schwartzman, Jesse	G	12	0	0	0	0	2	0	0	0	0	34	0	.000	0	0-0	.000	
36	Jungers, Zach	D	12	0	0	0	0	1	0	0	0	0	35	1	.000	0	0-0	.000	
29	Zink, Lee	D	11	0	0	0	0	10	0	0	0	0	25	0	.000	0	0-0	.000	
34	Garvey, Thomas	D	9	0	0	0	0	2	0	0	0	0	13	0	.000	0	0-0	.000	
0	Cocoziello, Dan	D	6	0	0	0	0	2	0	0	0	0	13	0	.000	0	0-0	.000	
26	Smith, Alex	G	2	0	0	0	0	0	0	0	0	0	1	0	.000	0	0-0	.000	
	Alford, Harry	G	2	0	0	0	0	0	0	0	0	0	1	0	.000	0	0-0	.000	
	Fassnacht, Adam	F	1	0	0	0	0	0	0	0	0	0	0	0	.000	0	2-2	1.000	
TOTALS:			12	173	7	88	268	67	11	12	3	4	8	378	526	0.329	359	186-385	.483

No.	GOALIES	GP	MIN	W	L	GA	2ptGA	GAA	SV	SV%
	Alford, Harry	2	8:41	0	0	1	0	6.91	3	.750
19	Schwartzman, Jesse	12	703:42	8	4	157	4	13.39	193	.551
26	Smith, Alex	2	7:37	0	0	2	0	15.75	4	.667
TOTALS:		12	-	8	4	160	4	13.33	200	.556

2008 OUTLAWS LEADERS AND RANKINGS

CATEGORY	PLAYER	No.	LEAGUE RK	TEAM	LEAGUE RANK
PTS	Langtry	47	T-3rd	268	4th
G	Mundorf	30	T-10th	173	T-4th
A	Powell	23	4th	88	7th
GB	Snider	78	3rd	378	7th
2PG	Langtry	3	T-4th	7	8th
PIM	Zink	10:00	8th	67:00	1st
SOG	Langtry	57	T-10th	336	7th
FO PCT	Snider	.482	8th	.483	5th
SAVES	Schwartzman	193	2nd	200	5th
SAVE PCT	Schwartzman	.551	4th	.556	4th
GAA	Schwartzman	13.4	T-2nd	13.3	2nd



2007 DENVER OUTLAWS RESULTS

2007 MLL STANDINGS

Western Conference								
Team	W	L	GB	PCT	GF	GA	H	A
Los Angeles	9	3	-	.750	190	138	6-0	3-3
Denver	7	5	2	.583	190	174	5-1	2-4
San Francisco	4	8	5	.333	157	180	3-3	1-5
Chicago	3	9	6	.250	162	218	3-3	0-6

Eastern Conference								
Team	W	L	GB	PCT	GF	GA	H	A
Rochester	9	3	-	.750	208	153	5-1	4-2
Philadelphia	9	3	-	.750	175	139	6-0	3-3
Long Island	5	7	4	.417	156	162	4-2	1-5
Boston	5	7	4	.417	169	179	3-3	2-4
Washington	5	7	4	.417	134	190	2-4	3-3
New Jersey	4	8	5	.333	155	163	3-3	1-5

2007 HONORS AND AWARDS

Award	Player
Defensive Player of the Week (Week 7).....	Geoff Snider
MLL All-Star Team.....	Brendan Mundorf
MLL All-Star Team.....	Brian Langtry
MLL All-Star Team.....	Geoff Snider
MLL All-Star Team.....	Josh Sims
MLL All-Star Team.....	Jeff Sonke
MLL All-Star Team.....	Lee Zink
MLL All-Star Team.....	Benson Erwin
MLL All-Star Team.....	Trevor Tierney

2007 OUTLAWS SCHEDULE AND RESULTS

Date	Opponent	Score	Atten.
MAY 19	SAN FRANCISCO	21-14 (W)	11,257
June 2	Chicago	19-17 (L)	3,067
JUNE 9	LOS ANGELES	18-15 (W)	8,473
JUNE 16	ROCHESTER	27-26 (L)	8,386
June 23	San Francisco	20-14 (L)	2,960
June 30	Chicago	19-9 (W)	1,628
JULY 4	CHICAGO	22-14 (W)	19,793
July 14	Los Angeles	17-5 (L)	3,390
JULY 21	PHILADELPHIA	15-13 (W)	7,481
July 28	Long Island	14-12 OT (W)	6,234
AUG. 4	LOS ANGELES	11-10 (W)	8,162
Aug. 11	San Francisco	16-15 (L)	3,160
Postseason			
Aug. 25	#Philadelphia	13-12 OT (L)	—

HOME GAMES BOLD AND CAPS; #MLL Semifinal



2007 DENVER OUTLAWS (7-5)

No.	PLAYER	POS	GP	G	2PG	A	PTS	PIM	PPG	PPA	SHG	SHA	GWG	GB	S	SPCT	SOG	FO	FOPCT
2	Mundorf, Brendan	A	12	36	0	11	47	3.5	0	0	0	0	2	20	85	.424	56	0-0	.000
6	Langtry, Brian	M	11	26	2	11	39	5.5	5	1	0	0	1	13	74	.351	52	0-0	.000
14	Westervelt, Drew	A	10	20	0	14	34	2	0	0	0	0	1	16	52	.385	38	0-0	.000
16	Brown, Matt	A	12	26	0	3	29	3	5	0	0	0	1	7	54	.481	42	0-0	.000
15	Sonke, Jeff	M	11	19	2	8	29	4.5	0	0	0	0	1	14	83	.229	48	0-0	.000
3	Law, Mike	M	10	12	0	10	22	0.5	0	3	0	0	0	11	48	.250	37	0-0	.000
4	Sims, Josh	M	12	11	2	9	22	0.5	0	2	0	0	0	19	59	.186	40	0-0	.000
11	Hanna, Matt	A	9	15	1	1	17	0	0	0	0	0	1	3	38	.395	30	0-0	.000
7	Snider, Geoff	FO	10	8	0	6	14	3.5	0	0	0	0	0	76	24	.333	14	188-338	.556
37	Erwin, Benson	M	12	2	0	7	9	2.5	0	0	0	0	0	18	11	.182	5	0-0	.000
	Lochte, Hunter	M	4	4	0	2	6	0	0	0	0	0	0	1	9	.444	6	0-0	.000
42	Sowanick, Scott	M	6	3	0	2	5	1	0	0	0	0	0	7	16	.188	11	0-0	.000
	Unterstein, Chris	A	2	0	0	3	3	0	0	0	0	0	0	3	4	.000	4	0-0	.000
27	Braun, Lou	M	4	2	0	0	2	0	0	0	0	0	0	19	2	1.000	2	35-79	.443
5	Cittadino, Casey	M	12	1	0	1	2	6	0	0	0	0	0	11	2	.500	2	0-2	.000
8	McCarthy, Sean	D	11	1	0	0	1	1.5	0	0	0	0	0	24	4	.250	4	0-0	.000
17	Ethington, Tom	D	11	1	0	0	1	3.5	0	0	0	0	0	16	2	.500	1	0-0	.000
20	Whitty, Trey	D	4	1	0	0	1	0.5	0	0	0	0	0	6	5	.200	4	0-0	.000
28	Bastis, Greg	M	3	1	0	0	1	0	0	0	0	0	0	1	5	.200	3	0-0	.000
	Kenney, Nathan	M	2	1	0	0	1	1.5	0	0	0	0	0	0	1	1.000	1	0-0	.000
40	Tierney, Trevor	G	9	0	0	1	1	0.5	0	0	0	0	0	11	0	.000	0	0-0	.000
29	Zink, Lee	D	12	0	0	0	0	8	0	0	0	0	0	20	1	.000	0	0-0	.000
34	Garvey, Thomas	D	11	0	0	0	0	2.5	0	0	0	0	0	26	1	.000	1	0-0	.000
19	Schwartzman, Jesse	G	5	0	0	0	0	0	0	0	0	0	0	2	0	.000	0	0-0	.000
26	Smith, Alex	G	1	0	0	0	0	0	0	0	0	0	0	0	0	.000	0	0-0	.000
	Carlson, Nick	A	1	0	0	0	0	1.5	0	0	0	0	0	1	1	.000	1	0-0	.000
	Sothoron, Reed	G	1	0	0	0	0	0	0	0	0	0	0	2	0	.000	0	0-0	.000
TOTALS:			12	190	7	89	286	52	10	6	0	0	7	347	581	.327	402	223-419	.532

No.	GOALIES	GP	MIN	W	L	GA	2ptGA	GAA	SV	SV%
26	Smith, Alex	1	5:34	0	0	1	0	10.78	4	.800
19	Schwartzman, Jesse	5	133:21	2	1	28	2	12.60	32	.533
40	Tierney, Trevor	9	531:02	5	3	126	9	14.24	141	.528
	Sothoron, Reed	1	60:00	0	1	19	1	19.00	12	.387
TOTALS:		12	-	7	5	174	12	14.50	189	.521

2007 OUTLAWS LEADERS AND RANKINGS

CATEGORY	PLAYER	No.	LEAGUE RK	TEAM	LEAGUE RANK
PTS	Mundorf	47	T-3rd	286	3rd
G	Mundorf	36	T-10th	190	T-2nd
A	Westervelt	14	4th	89	4th
GB	Snider	76	3rd	347	10th
2PG	Langtry/Sonke/Sims	2	T-4th	7	T-3rd
PIM	Zink	8:00	8th	52:00	5th
SOG	Mundorf	56	T-10th	402	3rd
FO PCT	Snider	.556	8th	.532	4th
SAVES	Tierney	141	2nd	189	8th
SAVE PCT	Tierney	.528	4th	.521	8th
GAA	Tierney	14.2	T-2nd	14.5	6th



2006 DENVER OUTLAWS RESULTS

2006 MLL STANDINGS

Western Conference								
Team	W	L	PTS	PCT	GF	GA	H	A
Denver	10	2	20	.833	197	148	4-2	6-0
San Francisco	7	5	14	.583	179	170	3-3	4-2
Los Angeles	6	6	12	.500	148	150	2-4	4-2
Chicago	0	12	0	.000	126	196	0-6	0-6

Eastern Conference								
Team	W	L	PTS	PCT	GF	GA	H	A
Philadelphia	10	2	20	.833	172	136	5-1	5-1
Boston	8	4	16	.667	177	162	5-1	3-3
Long Island	5	7	10	.417	147	139	3-3	2-4
New Jersey	5	7	10	.417	169	166	4-2	1-5
Rochester	5	7	10	.417	152	159	4-2	1-5
Baltimore	4	8	8	.333	156	197	4-2	0-6

2006 HONORS AND AWARDS

Award	Player
All-MLL	Mike Law
All-MLL	Jeff Sonke
Offensive Player of the Week (Week 3)	Mike Law
Defensive Player of the Week (Week 3)	Lee Zink
Defensive Player of the Week (Week 9)	Chris Cery
Rookie of the Week (Week 6)	Brendan Mundorf
MLL All-Star Team	Chris Cery
MLL All-Star Team	Josh Sims
MLL All-Star Team	Jeff Sonke

2006 OUTLAWS SCHEDULE AND RESULTS

Date	Opponent	Score	Atten.
MAY 20	CHICAGO	24-14 (W)	13,167
May 28	San Francisco	15-11 (W)	5,671
JUNE 3	BALTIMORE	24-14 (W)	10,157
JUNE 10	SAN FRANCISCO	25-20 (L)	8,915
June 17	New Jersey	19-15 (W)	2,822
JUNE 24	SAN FRANCISCO	20-19(L)	8,847
JULY 1	LOS ANGELES	22-11 (W)	15,981
July 8	Los Angeles	17-7 (W)	2,736
JULY 22	CHICAGO	17-12 (W)	12,739
July 29	Long Island	12-11 (W)	2,874
Aug. 5	Chicago	17-13 (W)	2,054
Aug. 12	Los Angeles	13-9 (W)	3,518
Postseason			
Aug. 25	#San Francisco	23-14 (W)	3,223
Aug. 27	#Philadelphia	23-12 (L)	5,374

HOME GAMES BOLD AND CAPS; #MLL Semifinal

POINTS

RK	Player	PTS
1	Matt Brown	46
2	Jeff Sonke	40
3	Mike Law	39

GOALS

RK	Player	G
1	Matt Brown	38
2	Mike Law	31
3	Jeff Sonke	22
	Brendan Mundorf	22

ASSISTS

RK	Player	AST
1	Brian Langtry	18
2	Matt Rewkowski	12
3	Josh Sims	11

GROUND BALLS

RK	Player	GB
1	Josh Sims	43
2	Chris Cery	29
3	Lee Zink	26

SHOTS ON GOAL

RK	Player	SOG
1	Mike Law	67
2	Jeff Sonke	59
3	Brendan Mundorf	51



2006 DENVER OUTLAWS (10-2)

No.	PLAYER	POS	GP	G	2PG	A	PTS	PIM	PPG	PPA	SHG	SHA	GWG	GB	S	SPCT	SOG	FO	FOPCT
16	Brown, Matt	A	11	38	1	7	46	3	2	1	0	0	1	18	74	.514	59	0-0	.000
15	Sonke, Jeff	M	11	22	8	10	40	4	3	2	0	0	1	16	84	.262	59	0-0	.000
3	Law, Mike	M	11	31	3	5	39	1	5	0	0	0	3	23	93	.333	67	0-0	.000
4	Sims, Josh	M	11	19	7	11	37	5.5	2	1	0	0	1	43	71	.268	48	0-0	.000
6	Langtry, Brian	M	11	17	2	18	37	2	0	0	0	0	0	20	70	.243	44	0-0	.000
2	Mundorf, Brendan	A	9	22	0	7	29	0	1	2	0	0	2	21	75	.293	51	0-0	.000
9	Rewkowski, Matt	M	11	11	0	12	23	0.5	0	0	0	0	0	9	46	.239	28	0-0	.000
20	Lochte, Hunter	M	11	14	0	2	16	0	0	0	0	0	0	14	33	.424	25	0-0	.000
11	Hanna, Matt	A	6	5	0	7	12	0	0	0	0	0	0	11	26	.192	14	0-0	.000
37	Erwin, Benson	M	12	3	1	5	9	2	0	0	0	0	0	19	8	.375	7	1-3	.333
1	Zywicki, Jeff	A	4	6	0	3	9	0	0	0	0	0	1	4	22	.273	21	0-0	.000
	LaMonica, Michael	M	2	3	0	1	4	0.5	0	1	0	0	0	5	7	.429	6	0-0	.000
	Barrie, Kyle	A	2	2	0	0	2	1	0	0	0	0	1	2	4	.500	4	0-0	.000
	Cercy, Chris	M	12	1	0	0	1	1	0	0	0	0	0	29	7	.143	3	188-358	.525
27	Braun, Lou	M	2	0	0	1	1	0	0	0	0	0	0	4	0	.000	0	5-10	.500
7	Snider, Geoff	M	3	1	0	0	1	0	0	0	0	0	0	9	4	.250	3	9-28	.321
5	Cittadino, Casey	M	10	0	0	1	1	1.5	0	0	0	0	0	15	4	.000	2	0-0	.000
	Bastis, Greg	M	2	1	0	0	1	0	0	0	0	0	0	1	7	.143	5	0-0	.000
	Errante, Bobby	A	1	1	0	0	1	0	0	0	0	0	0	1	5	.200	5	0-0	.000
	Young, Marc		1	0	0	0	0	0	0	0	0	0	0	0	0	.000	0	0-1	.000
17	Ethington, Tom	D	12	0	0	0	0	6.5	0	0	0	0	0	16	1	.000	1	0-0	.000
29	Zink, Lee	D	12	0	0	0	0	7.5	0	0	0	0	0	26	1	.000	0	0-0	.000
	Garvey, Thomas	D	12	0	0	0	0	1	0	0	0	0	0	0	1	.000	1	0-0	.000
40	Tierney, Trevor	G	11	0	0	0	0	0	0	0	0	0	0	20	2	.000	1	0-0	.000
	Testa, Brandon	D	11	0	0	0	0	2.5	0	0	0	0	0	24	0	.000	0	0-0	.000
26	Smith, Alex	G	5	0	0	0	0	0	0	0	0	0	0	8	0	.000	0	0-0	.000
8	McCarthy, Sean	D	1	0	0	0	0	0	0	0	0	0	0	1	1	.000	0	0-0	.000
	Myers, Brian	M	1	0	0	0	0	0	0	0	0	0	0	2	2	.000	0	0-0	.000
	TOTALS:		12	197	22	90	309	40.5	13	7	0	0	10	361	648	.304	454	203-400	.508

No.	GOALIES	GP	MIN	W	L	GA	2ptGA	GAA	SV	SV%
40	Tierney, Trevor	11	640:25	9	2	133	13	12.46	188	.586
26	Smith, Alex	5	79:35	1	0	15	1	11.31	20	.571
	TOTALS:	12	-	10	2	148	14	12.33	208	.584

2006 OUTLAWS LEADERS AND RANKINGS

CATEGORY	PLAYER	No.	LEAGUE RK	TEAM	LEAGUE RANK
PTS	Brown	46	4th	309	1st
G	Brown	38	1st	197	1st
A	Langtry	18	6th	90	4th
GB	Sims	43	T-10th	361	8th
2PG	Sonke	8	1st	22	1st
PIM	Zink	7:30	T-7th	40:30	3rd
SOG	Law	67	T-3rd	454	1st
FO PCT	Cercy	.525	6th	.508	5th
SAVES	Tierney	188	7th	208	6th
SAVE PCT	Tierney	.586	6th	.584	4th
GAA	Tierney	12.5	3rd	12.3	3rd



YEAR-BY-YEAR REGULAR SEASON STATISTICS

Year	W-L	G	GA	AST	GB	Head Coach
2011	7-5	156	133	70	400	Tom Slate
2010	8-4	167	148	83	357	Brian Reese
2009	9-3	174	138	79	296	Brian Reese
2008	8-4	200	160	88	378	Brian Reese
2007	7-5	197	174	89	347	Jim Beardmore (4) / Brian Reese (8)
2006	10-2	219	148	90	361	Jarred Testa
TOTAL	49-23 (.681)	1,113	901	499	2,139	

YEAR-BY-YEAR POSTSEASON STATISTICS

Year	Record	GF	GA	Ast.	GB
2011	0-1	9	11	4	28
2010	0-1	12	16	2	24
2009	1-1	20	20	7	66
2008	1-1	19	28	5	59
2007	0-1	12	13	11	12
2006	1-1	35	37	20	62
TOTAL	3-6	107	125	49	251

OUTLAWS IN THE POSTSEASON

Year	Date	Round	Opponent	Score	Venue
2011	Aug. 27	Semifinal	Hamilton	11-9 (L)	Navy-Marine Corps Memorial
2010	Aug. 21	Semifinal	Long Island	16-12 (L)	Navy-Marine Corps Memorial
2009	Aug. 23	Championship	Toronto	10-9 (L)	Navy-Marine Corps Memorial
2009	Aug. 22	Semifinal	Boston	11-10 (W)	Navy-Marine Corps Memorial
2008	Aug. 24	Championship	Rochester	16-6 (L)	Harvard Stadium
2008	Aug. 23	Semifinal	Los Angeles	13-12 (W)	Harvard Stadium
2007	Aug. 25	Semifinal	Philadelphia	13-12 OT (L)	PAETEC Park
2006	Aug. 27	Championship	Philadelphia	23-12 (L)	Home Depot Center
2006	Aug. 25	Semifinal	San Francisco	23-14 (W)	Home Depot Center

DID YOU KNOW?

Denver has posted the league's best record since its inaugural season in 2006. The Outlaws are 49-23 (.681) in the regular season during that span, six wins better than the team with the league's second-best record, Boston (43-29, .597).





YEAR-BY-YEAR HOME ATTENDANCE

Year	Total	Average	Rank
2011	73,989	12,331	1st
2010	64,669	10,778	1st
2009	60,764	10,127	1st
2008	65,118	10,853	1st
2007	63,552	10,592	1st
2006	69,806	11,634	1st
TOTAL	397,898	11,053	

OUTLAWS IN ONE-GOAL GAMES

Overall: 10-10 • Home: 4-9 • Away 6-1 • Postseason: 2-2

Date	Opp.	Final	GWG (4Q/OT Time)
5/21/11	@ Bos.	13-12 (W)	T. Kimener (13:49)
6/3/11	@ L.I.	11-10 (W)	Westervelt (14:08)
6/11/11	Che.	16-15 (L)	B. Hunt (1:07)
7/16/11	Roc.	9-8 (L)	J. Levine (12:36)
7/30/11	Bos.	10-9 (L)	Buchanan (13:54)
7/10/10	@ Tor.	15-14 (W)	S. Giannone (0:48)^
8/23/09	Tor.	10-9 (L)	S. Williams (14:15)#
8/22/09	Bos.	11-10 (W)	K. Harrison (9:13)*
7/4/09	Bos.	17-16 (L)	J. Smith (13:31)
5/22/09	@ Bos.	15-14 (W)	G. Downing (4:51)
8/23/08	L.A.	13-12 (W)	J. Sonke (14:03)*
7/4/08	S.F.	10-9 (W)	R. Powell (7:51)
5/24/08	Was.	7-16 (L)	D. Cherney (11:10)
8/25/07	Phi.	13-12 (L)	R. Colsey (0:51)*^
7/28/07	@ L.I.	14-12 (W)	J. Sonke (2PG) (6:29)
6/16/07	Roc.	27-26 (L)	C. Doyle (3:28)^
8/4/07	L.A.	11-10 (W)	B. Mundorf (12:42)
8/11/07	@ S.F.	16-15 (L)	E. Martin (11:19)
7/29/06	@ L.I.	12-11 (W)	B. Mundorf (10:49)
6/24/06	S.F.	20-19 (L)	T. Booth (2PG) (7:39)

*MLL Semifinal; #MLL Championship; ^ OT

LONGEST STREAKS

Winning

7	Last six of 2006, first of 2007
6	5/22/09-6/27/09 5/31/08-7/7/08

Losing

4	7/3/11-7/30/11
2	6/16/07-6/23/07 Last of 2008, first of 2009 Last of 2009, first of 2010

OVERTIME RECORD

Overall: 2-3 • Home: 0-2 • Away 2-0 • Postseason: 0-1

Date	Opp.	Final	Game-winner
6/11/11	Che.	16-15 (L)	B. Hunt (1:07)
7/10/10	@ Tor.	15-14 (W)	S. Giannone (0:48)
8/25/07	Phi.	13-12 (L)	R. Colsey (0:51)*
6/16/07	vs. Roc.	27-26 (L)	C. Doyle (3:28)
7/28/07	@ L.I.	14-12 (W)	J. Sonke (2PG) (6:29)

*Playoff game

THE LAST TIME...

20 goals scored

Outlaws:20, at Che., 6/19/10
Opponents:20, at Bos., 8/9/08

Less than 10 goals scored

Outlaws:9, at Boston, 7/30/11
Opponents:9, at Che., 8/13/11

7 points

Outlaws: .. 7, D. Hardy (4G, 2A, 1 2PG), at Che., 6/19/10
Opponents: 9, B. Hunt (5,3,1), vs. Che., 6/11/11

5 goals

Outlaws:5, B. Mundorf, at Che., 8/13/11
Opponents:5, B. Hunt vs. Che., 6/11/11

4 assists

Outlaws:4, B. Mundorf, at Ham., 6/18/11
Opponents:4, J. Zywicki, at Tor., 8/8/09

8 ground balls

Outlaws:8, A. Hennessey vs. Tor., 6/3/11
Opponents:11, C. Eck at Bos., 5/21/11

20 faceoff wins

Outlaws:23, A. Hennessey vs. L.I., 6/25/11
Opponents:28, C. Eck at Bos., 5/21/11

20 saves

Outlaws:22, J. Schwartzman, at Was., 7/18/09
Opponents:21, C. Garrity, vs. Che., 7/4/10

OUTLAWS RESULTS BY OPPONENT

DENVER VS. BOSTON

Overall: 3-7 • Home: 0-4 • Away: 2-3 • Postseason: 1-0

8/9/2008	@Boston	20-14 (L)
5/22/2009	@Boston	15-14 (W)
7/4/2009	vs. Boston	17-16 (L)
8/22/2009	Boston	11-10 (W)*
5/15/2010	@Boston	16-13 (L)
6/12/2010	@Boston	17-12 (L)
7/31/2010	vs. Boston	16-5 (L)
5/21/2011	@Boston	13-12 (W)
7/3/2011	vs. Boston	15-12 (L)
7/30/11	vs. Boston	10-9 (L)

DENVER VS. CHESAPEAKE (Was./Bal.)

Overall: 6-2 • Home: 3-1 • Away: 3-1 • Postseason: 0-0

6/3/2006	vs. Baltimore	24-14 (W)
5/24/2008	@Washington	17-16 (L)
5/30/2009	vs. Washington	20-16 (W)
7/18/2009	@Washington	11-8 (W)
6/19/2010	@Chesapeake	20-16 (W)
7/4/2010	vs. Chesapeake	12-10 (W)
6/11/2011	vs. Chesapeake	16-15 OT (L)
8/13/2011	@Chesapeake	15-9 (W)

DENVER VS. HAMILTON (TORONTO)

Overall: 6-3 • Home: 3-0 • Away: 3-1 • Postseason: 0-2

6/20/2009	vs. Toronto	15-8 (W)
6/27/2009	@Toronto	20-16 (W)
8/8/2009	@Toronto	16-10 (L)
8/23/2009	Toronto	10-9 (L)*
5/29/2010	vs. Toronto	15-12 (W)
7/10/2010	@Toronto	15-14 OT (W)
5/14/2011	vs. Hamilton	18-10 (W)
6/18/2011	@Hamilton	15-7 (W)
8/27/2011	Hamilton	11-9 (L)

*Playoff game; Wins are bolded

DENVER VS. LONG ISLAND

Overall: 10-1 • Home: 4-0 • Away: 6-0 • Postseason: 0-1

7/29/2006	@Long Island	12-11 (W)
7/28/2007	@Long Island	14-12 OT (W)
6/13/2009	vs. Long Island	16-9 (W)
7/25/2009	vs. Long Island	12-7 (W)
8/1/2009	@Long Island	13-9 (W)
5/22/2010	vs. Long Island	13-10 (W)
6/5/2010	@Long Island	15-10 (W)
8/21/2010	Long Island	16-12 (L)*
6/3/2011	@Long Island	11-10 (W)
6/25/2011	vs. Long Island	18-11 (W)
8/6/2011	@Long Island	14-11 (W)

DENVER VS. ROCHESTER

Overall: 0-4 • Home: 0-2 • Away: 0-1 • Postseason: 0-1

6/16/2007	vs. Rochester	27-26 OT (L)
6/24/2008	Rochester	16-8 (L)*
7/16/2011	vs. Rochester	9-8 (L)
7/23/2011	@ Rochester	15-8 (L)

DENVER VS. ALL-TIME MLL FRANCHISES

Team (Prev.)	Ovr.	Pct.	Home	Away	Post.
N.J.	1-0	1.000	1-0	0-1	0-0
L.I.	10-1	0.909	4-0	6-0	0-1
Che. (Was./Bal.)	6-2	0.750	3-1	3-1	0-0
Chi.	10-4	0.714	7-3	3-3	0-0
Ham. (Tor.)	6-3	0.667	3-0	3-1	0-2
L.A.	5-4	0.556	4-0	1-4	0-0
S.F.	5-5	0.500	3-2	1-3	1-0
Phi.	1-2	0.333	1-0	0-0	0-2
Bos.	3-7	0.300	0-4	2-3	1-0
Roc.	0-4	0.000	0-2	0-2	0-1
Ohio	0-0	0.000	0-0	0-0	0-0
Cha.	0-0	0.000	0-0	0-0	0-0

Current franchises are bolded



OUTLAWS RECORD BOOK

CAREER RECORDS

POINTS

Rk.	Player	Pts.
1	Mundorf, Brendan	247
2	Langtry, Brian	186
3	Westervelt, Drew	176
4	Brown, Matt	160
5	Sonke, Jeff	111
6	Sims, Josh	79
7	Law, Mike	61
8	Seibald, Max	59
9	Hanna, Matt	47
10	Hardy, Dan	46

GOALS

Rk.	Player	Goals
1	Mundorf, Brendan	174
2	Brown, Matt	138
3	Westervelt, Drew	112
4	Langtry, Brian	99
5	Sonke, Jeff	67
6	Law, Mike	43
7	Sims, Josh	42
8	Seibald, Max	41
9	Hanna, Matt	36
10	Hardy, Dan	23

TWO-POINT GOALS

Rk.	Player	Goals
1	Langtry, Brian	12
	Sonke, Jeff	12
3	Sims, Josh	9
4	Seibald, Max	7
5	Westervelt, Drew	6
6	Law, Mike	3
	Hanna, Matt	3
8	Brown, Matt	2
9	DeLaney, Sean	1
	Erwin, Benson	1
	Hardy, Dan	1
	Iannucci, Athan	1
	Poillon, Peet	1

ASSISTS

Rk.	Player	Ast.
1	Langtry, Brian	76
2	Mundorf, Brendan	73
3	Westervelt, Drew	58
4	Sonke, Jeff	32
5	Sims, Josh	28
6	Powell, Ryan	23
7	Hardy, Dan	22
8	Brown, Matt	20
9	Watkins, Nate	18
10	Law, Mike	15
	Erwin, Benson	15

POWER-PLAY GOALS

Rk.	Player	Goals
1	Westervelt, Drew	21
2	Brown, Matt	19
3	Langtry, Brian	10
4	Mundorf, Brendan	7
	Sims, Josh	6
6	Law, Mike	5
	Seibald, Max	5
	Sonke, Jeff	5
9	Hanna, Matt	2
	Hardy, Dan	2

POWER-PLAY ASSISTS

Rk.	Player	Ast.
1	Mundorf, Brendan	19
2	Sims, Josh	10
3	Hardy, Dan	8
4	Langtry, Brian	9
5	Westervelt, Drew	6
	Sonke, Jeff	3
	Law, Mike	3
	Powell, Ryan	3
9	Bocklet, Matt	1
	Brown, Matt	1
	DeLaney, Sean	1
	LaMonica, Michael	1
	Poillon, Peet	1
	Seibald, Max	1

GAME-WINNING GOALS

Rk.	Player	Goals
1	Mundorf, Brendan	6
	Westervelt, Drew	6
3	Langtry, Brian	5
	Brown, Matt	5
5	Sonke, Jeff	4
6	Law, Mike	3
7	Kimener, Terry	2
	Hanna, Matt	2
	Hopmann, Alex	2
	Powell, Ryan	2

GROUND BALLS

Rk.	Player	GB
1	Snider, Geoff	163
2	Zink, Lee	151
3	Bocklet, Matt	148
4	Mundorf, Brendan	109
5	Schwartzman, Jesse	84
6	Martin, Eric	80
7	Westervelt, Drew	72
8	Sims, Josh	69
9	Hennessey, Andrew	66
10	Erwin, Benson	65

SHOTS ON GOAL

Rk.	Player	SOG
1	Mundorf, Brendan	302
2	Langtry, Brian	234
3	Westervelt, Drew	224
4	Brown, Matt	216
5	Sonke, Jeff	174
6	Sims, Josh	112
7	Law, Mike	104
8	Seibald, Max	94
9	Hanna, Matt	77
10	Hardy, Dan	45

FACEOFF ATTEMPTS

Rk.	Player	FOA
1	Snider, Geoff	729
2	Hennessey, Andrew	430
3	Cercy, Chris	358
4	Walterhoefer, Shane	287
5	Braun, Lou	196
6	Dalton, Will	195

FACEOFF WINS

Rk.	Player	FOW
1	Snider, Geoff	372
2	Hennessey, Andrew	225
3	Cercy, Chris	188
4	Walterhoefer, Shane	120
5	Braun, Lou	80
6	Dalton, Will	78

FACEOFF PCT. (MIN. 100 ATT)

Rk.	Player	Pct.
1	Cercy, Chris	.525
2	Hennessey, Andrew	.523
3	Snider, Geoff	.510
4	Walterhoefer, Shane	.418
5	Braun, Lou	.408
6	Dalton, Will	.400

SAVES

Rk.	Player	Saves
1	Schwartzman, Jesse	561
2	Tierney, Trevor	329
3	Fullerton, Adam	40
4	Smith, Alex	28

SAVE PCT.

Rk.	Player	Pct.
1	Smith, Alex	.571
2	Tierney, Trevor	.560
3	Schwartzman, Jesse	.547
4	Fullerton, Adam	.543

GOALS AGAINST AVG.

Rk.	Player	GAA
1	Schwartzman, Jesse	11.5
2	Smith, Alex	12.6
3	Tierney, Trevor	13.3

GOALIE WINS

Rk.	Player	W
1	Schwartzman, Jesse	33
2	Tierney, Trevor	14
3	Smith, Alex	1



GAMES PLAYED

Rk.	Player	GP
1	Zink, Lee	69
2	Mundorf, Brendan	67
3	Langtry, Brian	63
4	Cittadino, Casey	58
	Brown, Matt	56
6	Westervelt, Drew	55
7	Schwartzman, Jesse	53
8	Watkins, Nate	47
9	Ethington, Tom	45
10	Garvey, Thomas	44

SINGLE-SEASON RECORDS

POINTS

Rk.	Player	Pts.	Yr.
1	Mundorf, Brendan	47	2007
	Langtry, Brian	47	2008
3	Westervelt, Drew	46	2009
	Brown, Matt	46	2006
5	Mundorf, BRenderan	45	2011
6	Mundorf, Brendan	44	2009
	Mundorf, Brendan	44	2008
8	Sonke, Jeff	40	2006
9	Langtry, Brian	39	2007
	Law, Mike	39	2006

GOALS

Rk.	Player	G	Yr.
1	Brown, Matt	38	2006
2	Mundorf, Brendan	36	2007
3	Mundorf, Brendan	34	2009
4	Law, Mike	31	2006
5	Mundorf, Brendan	30	2008
	Mundorf, Brendan	30	2011
7	Brown, Matt	28	2008
8	Westervelt, Drew	27	2009
9	Langtry, Brian	26	2007
	Brown, Matt	26	2007

TWO-POINT GOALS

Rk.	Player	2PG	Yr.
1	Sonke, Jeff	8	2006
2	Sims, Josh	7	2006
3	Langtry, Brian	4	2009
4	Law, Mike	3	2006
	Langtry, Brian	3	2008
	Seibald, Max	3	2011
	Westervelt, Drew	3	2010
8	Seibald, Max	2	2010
	Seibald, Max	2	2009
	Westervelt, Drew	2	2009
	Hanna, Matt	2	2008
	Sonke, Jeff	2	2008
	Langtry, Brian	2	2007
	Sims, Josh	2	2007
	Sonke, Jeff	2	2007
	Langtry, Brian	2	2006

ASSISTS

Rk.	Player	Ast.	Yr.
1	Powell, Ryan	23	2008
2	Langtry, Brian	20	2008
3	Langtry, Brian	18	2006
4	Westervelt, Drew	17	2009
5	Mundorf, Brendan	16	2010
6	Mundorf, Brendan	15	2011
7	Hardy, Dan	14	2010
	Mundorf, Brendan	14	2008
	Westervelt, Drew	14	2007
10	Rewkowski, Matt	12	2006

POWER-PLAY GOALS

Rk.	Player	PPG	Yr.
1	Westervelt, Drew	7	2011
	Westervelt, Drew	7	2009
3	Brown, Matt	6	2009
4	Brown, Matt	5	2007
	Langtry, Brian	5	2007
	Law, Mike	5	2006
7	Mundorf, Brendan	4	2010
	Westervelt, Drew	4	2010
	Sims, Josh	4	2009
10	Brown, Matt	3	2010
	Brown, Matt	3	2008
	Langtry, Brian	3	2011
	Sonke, Jeff	3	2006
	Westervelt, Drew	3	2008

**POWER-PLAY ASSISTS**

Rk.	Player	PPA	Yr.
1	Sims, Josh	7	2009
2	Mundorf, Brendan	6	2011
3	Hardy, Dan	5	2010
	Mundorf, Brendan	5	2010
5	Hardy, Dan	3	2009
	Langtry, Brian	3	2009
	Mundorf, Brendan	3	2009
	Mundorf, Brendan	3	2008
	Powell, Ryan	3	2008
	Westervelt, Drew	3	2011

GAME-WINNING GOALS

Rk.	Player	GWG	Yr.
1	Langtry, Brian	3	2009
	Law, Mike	3	2006
3	Hopmann, Alex	2	2010
	Mundorf, Brendan	2	2010
	Brown, Matt	2	2009
	Powell, Ryan	2	2008
	Sonke, Jeff	2	2008
	Mundorf, Brendan	2	2007
	Mundorf, Brendan	2	2006
10	22 Players	1	

GROUND BALLS

Rk.	Player	GB	Yr.
1	Snider, Geoff	78	2008
2	Snider, Geoff	76	2007
3	Bocklet, Matt	59	2010
4	Sims, Josh	43	2006
5	Bocklet, Matt	42	2009
6	Martin, Eric	37	2010
7	Jungers, Zach	35	2008
8	Schwartzman, Jesse	34	2008
9	Cercy, Chris	29	2006
10	Seibald, Max	28	2009
	Erwin, Benson	28	2008

SHOTS ON GOAL

Rk.	Player	SOG	Yr.
1	Law, Mike	67	2006
2	Brown, Matt	59	2006
	Sonke, Jeff	59	2006
4	Langtry, Brian	57	2008
5	Mundorf, Brendan	56	2007
6	Mundorf, Brendan	55	2011
7	Mundorf, Brendan	52	2008
	Langtry, Brian	52	2007
9	Mundorf, Brendan	51	2006
10	Westervelt, Drew	50	2008

FACEOFF ATTEMPTS

Rk.	Player	FOA	Yr.
1	Snider, Geoff	363	2008
2	Cercy, Chris	358	2006
3	Snider, Geoff	338	2007
4	Walterhoefer, Shane	257	2009
5	Hennessey, Andrew	255	2011
6	Hennessey, Andrew	175	2010
7	Dalton, Will	140	2010
8	Braun, Lou	88	2009
9	Braun, Lou	79	2007
10	Walterhoefer, Shane	30	2010

FACEOFF WINS

Rk.	Player	FOW	Yr.
1	Snider, Geoff	188	2007
	Cercy, Chris	188	2006
3	Snider, Geoff	175	2008
4	Hennessey, Andrew	142	2011
5	Walterhoefer, Shane	103	2009
6	Hennessey, Andrew	83	2010
7	Dalton, Will	64	2010
8	Braun, Lou	35	2007
9	Braun, Lou	31	2009
10	Walterhoefer, Shane	17	2010

FACEOFF PCT. (MIN. 100 ATT)

Rk.	Player	Pct. (att.-wins)	Yr.
1	Hennessey, A.	.557 (142-255)	2011
2	Snider, G.	.556 (188-338)	2007
3	Cercy, C.	.525 (188-358)	2006
4	Snider, G.	.482 (175-363)	2008
5	Hennessey, A.	.474 (83-175)	2010

SAVES

Rk.	Player	Saves	Yr.
1	Schwartzman, Jesse	193	2008
2	Tierney, Trevor	188	2006
3	Schwartzman, Jesse	154	2009
4	Schwartzman, Jesse	142	2011
5	Tierney, Trevor	141	2007
6	Schwartzman, Jesse	140	2010
7	Schwartzman, Jesse	32	2007
8	Fullerton, Adam	29	2010
9	Smith, Alex	20	2006
10	Sothoron, Reed	12	2007

SAVE PCT. (MIN 100 SV)

Rk.	Player	Pct.	Yr.
1	Tierney, Trevor	.586	2006
2	Schwartzman, Jesse	.566	2011
3	Schwartzman, Jesse	.551	2008
4	Schwartzman, Jesse	.548	2009
5	Schwartzman, Jesse	.530	2010

GOALS AGST. AVG. (MIN 9 GP)

Rk.	Player	GAA	Yr.
1	Schwartzman, Jesse	9.9*	2011
2	Schwartzman, Jesse	11.3	2009
3	Schwartzman, Jesse	12.4	2010
4	Tierney, Trevor	12.5	2006
5	Schwartzman, Jesse	13.4	2008

GOALIE WINS

Rk.	Player	W	Yr.
1	Schwartzman, Jesse	9	2009
2	Tierney, Trevor	9	2006
3	Schwartzman, Jesse	8	2010
4	Schwartzman, Jesse	8	2008
5	Tierney, Trevor	5	2007
6	Schwartzman, Jesse	2	2007
7	Smith, Alex	1	2006

GAMES PLAYED

Rk.	Player	GP	Yr.
1	34 players	12	-

**INDIV. SINGLE-GAME OUTLAWS HIGHS****POINTS**

Rk.	Player (G, A, 2PG)	Game	Pts.
1	B. Mundorf (6, 4, 0)	vs. Ham. 5/14/11	10
2	M. Law (4, 3, 2)	vs. Bal., 6/3/06	9
3	D. Westervelt (6, 1, 1)	vs. Bos., 7/4/09	8
	B. Langtry (4, 3, 1)	vs. L.A., 5/17/08	8
	B. Langtry (5, 1, 2)	vs. Roc., 6/26/07	8
	B. Mundorf (5, 3, 0)	vs. L.A., 6/9/07	8
7	D. Hardy (4, 2, 1)	at Che., 6/19/10	7
	B. Mundorf (4, 3, 0)	at L.I., 6/10/10	7
	B. Mundorf (2, 5, 0)	vs. Tor., 5/29/10	7
	M. Brown (6, 1, 0)	at Tor., 6/27/09	7
	D. Westervelt (5, 0, 2)	at S.F., 8/11/07	7
	D. Westervelt (4, 3, 0)	vs. L.A., 6/9/07	7
	M. Brown (7, 0, 0)	vs. L.A., 7/1/06	7
	M. Law (5, 1, 1)	vs. L.A., 7/1/06	7
	M. Brown (5, 2, 0)	at N.J., 6/17/06	7

GOALS

Rk.	Player	Game	Goals
1	M. Brown	vs. L.A., 7/1/06	7
2	B. Mundorf	vs. Ham., 5/14/11	6
	D. Westervelt	vs. Bos., 7/4/09	6
	M. Brown	at Tor., 6/27/09	6
	M. Brown	at S.F., 7/19/08	6
	M. Hanna	at L.A., 6/7/08	6
	J. Sonke	vs. S.F., 5/19/07	6
	B. Mundorf	vs. S.F., 6/24/06	6
	M. Law	vs. Chi., 5/20/06	6
10	20 times, last, B. Mundorf,	at Che., 8/13/11	5

TWO-POINT GOALS

Rk.	Player	Game	2PG
1	M. Seibald	vs. Bos., 7/3/11	2
	B. Langtry	at Chi., 6/7/09	2
	B. Langtry	vs. Roc., 6/26/07	2
	J. Sonke	at L.I., 7/29/06	2
	M. Law	vs. Bal., 6/3/06	2
	J. Sonke	at S.F., 5/28/06	2
	J. Sims	vs. Chi, 5/20/06	2

ASSISTS

Rk.	Player	Game	Ast.
1	B. Mundorf	vs. Tor., 5/29/10	5
	R. Powell	at L.A., 6/7/08	5
3	B. Mundorf	at Ham., 6/18/11	4
	B. Mundorf	vs. Ham., 5/14/11	4
	D. Hardy	at Tor., 7/10/10	4
	B. Mundorf	at Chi., 6/25/10	4
	D. Westervelt	vs. Tor., 6/20/09	4
	R. Powell	at Chi., 7/29/08	4
	B. Langtry	at Was., 5/24/08	4
	J. Sims	at Chi., 6/2/07	4

GROUND BALLS

Rk.	Player	Game	GB
1	G. Snider	vs. Chi., 7/4/07	17
2	G. Snider	vs. Roc., 6/26/07	13
	G. Snider	vs. S.F., 6/14/08	10
	G. Snider	vs. N.J., 5/31/08	10
	L. Braun	at Was., 5/24/08	10
	J. Sims	vs. Chi., 5/20/06	10
7	G. Snider	vs. Chi., 7/26/08	9
	G. Snider	vs. S.F., 7/4/08	9
	L. Braun	vs. Phi., 7/21/07	9
	G. Snider	at S.F., 6/23/07	9

FACEOFF WINS

Rk.	Player	Game	FOW
1	G. Snider	vs. Roc., 6/26/07	28
2	G. Snider	at Chi., 6/2/07	27
	C. Cercy	vs. Chi., 5/20/06	27
4	G. Snider	vs. Chi., 7/4/07	25
5	C. Cercy	vs. S.F., 6/10/06	24
6	A. Hennessey	vs. L.I., 6/25/11	23
7	G. Snider	at S.F., 6/23/07	22
8	C. Cercy	vs. L.A., 7/1/06	21
9	G. Snider	vs. S.F., 5/19/07	20
	C. Cercy	vs. Chi., 7/22/06	20

FACEOFF PCT. (MIN 10 ATT)

Rk.	Player	Game	Pct.
1	A. Hennessey	vs. L.I., 6/25/11	.793
2	A. Hennessey	at L.I., 6/3/11	.773
3	A. Hennessey	vs. Bos., 7/30/11	.682
4	G. Snider	at Chi., 6/2/07	.675
5	C. Cercy	vs. Chi., 5/20/06	.659
6	G. Snider	vs. Chi., 7/4/07	.658
7	G. Snider	vs. S.F., 7/4/08	.652
8	L. Braun	at Was., 5/24/08	.643
9	C. Cercy	at L.A., 7/8/06	.640
10	C. Cercy	vs. Chi., 7/22/06	.625

*MLL Record



SAVES

Rk.	Player	Game	Ast.
1	T. Tierney	at Chi., 8/5/06	29
2	T. Tierney	vs. L.A., 6/9/07	27
3	T. Tierney	vs. Bal., 6/3/06	25
4	T. Tierney	vs. Roc., 6/26/07	23
5	J. Schwartzman	at Was., 7/18/09	22
	J. Schwartzman	at Bos., 8/9/08	22
7	J. Schwartzman	vs. L.A., 5/17/08	21
8	J. Schwartzman	at L.A., 6/7/08	20
	T. Tierney	at L.A., 8/12/06	20
10	J. Schwartzman	vs. Che., 6/11/11	18
	A. Fullerton	at Bos., 6/12/10	18
	J. Schwartzman	at Bos., 5/22/09	18
	J. Schwartzman	at L.A., 7/12/08	18
	J. Schwartzman	vs. Chi., 6/21/08	18

INDIV. SINGLE-GAME OPPONENT HIGHS

POINTS

Rk.	Player (G, A, 2PG)	Game	Pts.
1	J. Grant Jr. (8, 4, 2)	vs. Roc., 6/26/07	14
2	R. Powell (9, 3, 0)	vs. S.F., 6/10/06	12
3	B. Hunt (5, 3, 1)	vs. Che., 6/11/11	9
	J. Zywicki (6, 3, 0)	vs. Roc., 6/26/07	9
5	J. Hubbard (6, 2, 0)	at L.A., 6/7/08	8
	G. Graham (5, 3, 0)	at L.A., 7/14/07	8
	S. Ford (2, 6, 0)	vs. L.A., 6/9/07	8
	R. Powell (3, 4, 1)	vs. S.F., 5/19/07	8
9	7 times, last, Rabil (3, 3, 1), at Bos., 6/12/10		7

GOALS

Rk.	Player	Game	Goals
1	R. Powell	vs. S.F., 6/10/06	9
2	J. Grant Jr.	vs. Roc., 6/26/07	8
3	J. Hubbard	at L.A., 6/7/08	6
	A. Combs	at Was., 5/24/08	6
	J. Zywicki	vs. Roc., 6/26/07	6
6	9 times, last, Hunt, vs. Che., 6/11/11		5

TWO-POINT GOALS

Rk.	Player	Game	2PG
1	T. Booth	vs. S.F., 6/24/06	3
2	G. Catalino	at Roc., 7/23/11	2
	M. Danowski	vs. L.I., 6/25/11	2
	J. Grant Jr.	vs. Roc., 6/26/07	2

ASSISTS

Rk.	Player	Game	Ast.
1	S. Ford	at L.A., 7/14/07	7
2	S. Ford	vs. L.A., 6/9/07	6
3	S. Morris	at Bos., 8/9/08	5
	S. Ford	vs. L.A., 8/4/07	5
5	7 times, last, S. Bauer, vs. Chi., 8/7/10		4

GROUND BALLS

Rk.	Player	Game	GB
1	D. Shanahan	at Chi., 8/5/06	13
2	A. Smith	vs. Roc., 6/26/07	12
3	C. Eck	at Bos., 5/21/11	11
4	G. Snider	at Tor., 6/27/09	10
5	R. McClay	vs. Bos., 7/31/10	9
	G. Snider	vs. Tor., 6/20/09	9
	D. Shanahan	vs. Chi., 6/21/08	9
	E. Martin	at S.F., 8/11/07	9
	C. Rotelli	at S.F., 8/11/07	9
	J. Deane	at Chi., 8/5/06	9

FACEOFF WINS

Rk.	Player	Game	FOW
1	C. Eck	at Bos., 5/21/11	27
	A. Smith	vs. Was., 5/30/09	27
3	A. Smith	vs. Roc., 6/26/07	25
4	C. Eck	at Bos., 5/22/09	24
5	C. Eck	at Bos., 8/9/08	23
6	G. Snider	at Tor., 6/27/09	21
	A. Kelly	at L.A., 6/7/08	21
8	A. Kelly	at Chi., 6/25/10	20
9	C. Eck	vs. Bos., 7/31/10	19
	D. Shanahan	vs. Chi., 6/21/08	19
	G. Gurenlian	vs. S.F., 6/14/08	19

FACEOFF PCT. (MIN 10 ATT)

Rk.	Player	Game	Pct.
1	C. Eck	at Bos., 5/21/11	.931
2	C. Eck	vs. Bos., 7/31/10	.792
3	C. Eck	at Bos., 5/22/09	.750
4	D. Shanahan	at Chi., 8/5/06	.684
5	A. Smith	vs. Was., 5/30/09	.675
6	G. Snider	at Tor., 8/8/09	.643
7	A. Kelly	vs. L.A., 8/4/07	.640
8	A. Kelly	at L.A., 6/7/08	.636
9	C. Eck	at Bos., 8/9/08	.622
10	A. Kelly	at L.A., 7/12/08	.615



SAVES

Rk.	Player	Game	Saves
1	M. Gabel	at Chi., 8/5/06	30
2	M. Jarboe	at L.A., 7/14/07	25
3	T. Johnson	vs. L.A., 7/1/06	24
4	M. Gabel	vs. Chi., 6/21/08	23
	J. Tillman	at L.A., 7/8/06	23
6	C. Garrity	vs. Che., 7/4/10	21
	M. Gabel	vs. Chi., 7/26/08	21
	M. Gabel	vs. Chi., 7/22/08	21
	B. Dougherty	vs. Phi., 7/21/07	21
10	4 times, last, M. Gabel, vs. Chi., 5/16/09		20

SINGLE-GAME OUTLAW TEAM HIGHS

SCORE

Rk.	Game	Score
1	vs. Roc., 6/26/07	26
2	vs. Bal., 6/3/06	24
	vs. Chi., 5/20/06	24
4	vs. L.A., 5/17/08	22
	vs. Chi., 7/4/07	22
	vs. L.A., 7/1/06	22
7	vs. S.F., 5/19/07	21
8	at Tor., 6/27/09	20
	vs. Was., 5/30/09	20
	vs. S.F., 6/10/06	20

POINTS

Rk.	Game	Pts.
1	vs. Roc., 6/26/07	42
2	vs. Bal., 6/3/06	36
3	vs. L.A., 5/17/08	34
	vs. L.A., 7/1/06	34
5	vs. L.A., 6/9/07	31
6	at Tor., 6/27/09	30
7	vs. Chi., 8/7/10	29
	vs. Chi., 7/4/07	29
	at Chi., 6/30/07	29
	at Chi., 6/2/07	29

GOALS

Rk.	Game	Goals
1	vs. Chi., 7/4/07	22
	vs. Roc., 6/26/07	22
3	vs. L.A., 5/17/08	21
	vs. L.A., 7/1/06	21
	vs. Chi., 5/20/06	21
6	at Tor., 6/27/09	20
	vs. S.F., 5/19/07	20
	vs. Bal., 6/3/06	20
9	at Chi., 6/30/07	19
	at S.F., 6/23/07	19

ASSISTS

Rk.	Game	Ast.
1	vs. Roc., 6/26/07	16
2	vs. L.A., 6/9/07	13
3	at Ham., 6/18/11	12
	at Tor., 7/10/10	12
	vs. L.A., 5/17/08	12
	at Chi., 6/2/07	12
	vs. L.A., 7/1/06	12
	vs. Bal., 6/3/06	12
9	vs. Chi., 8/7/10	11
	vs. Tor., 5/29/10	11
	at S.F., 7/19/08	11

GROUND BALLS

Rk.	Game	GB
1	at L.I., 6/3/11	49
	at L.A., 7/8/06	46
3	vs. N.J., 5/31/08	45
	vs. Che., 6/11/11	43
5	vs. L.I., 5/22/10	42
6	at L.A., 6/7/08	41
7	at S.F., 8/11/07	40
8	vs. Tor., 5/29/10	38
9	at L.I., 8/13/11	37
	at Che., 8/13/11	37
	vs. Chi., 5/20/06	37

**POWER-PLAY GOALS**

Rk.	Game	PPG
1	vs. Ham., 5/14/11	4
2	at Ham., 6/18/11	3
	at L.I., 6/10/10	3
	vs. Tor., 5/29/10	3
	at Tor., 8/8/09	3
	vs. L.I., 7/25/09	3
	vs. Bos., 7/4/09	3
	at S.F., 6/23/07	3
9	16 times, last, at Bos., 6/12/10	2

TWO-POINT GOALS

Rk.	Game	2PG
1	vs. Roc., 6/26/07	4
	vs. Bal., 6/3/06	4
3	at Tor., 6/27/09	3
	at L.A., 7/8/06	3
	vs. S.F., 6/10/06	3
6	6 times, last, at Che., 6/19/10	2

SHOTS ON GOAL

Rk.	Game	SOG
1	vs. Chi., 5/20/06	47
2	at Chi., 8/5/06	46
	at L.A., 7/8/06	46
4	vs. L.A., 7/1/06	45
5	vs. N.J., 5/31/08	38
	vs. S.F., 5/19/07	38
7	vs. Chi., 8/7/10	37
	vs. Chi., 7/4/07	37
	vs. Roc., 6/26/07	37
10	vs. Chi., 7/26/08	36
	vs. Chi., 6/21/08	36
	vs. Phi., 7/21/07	36

FACEOFF WINS

Rk.	Game	FOW
1	vs. Roc., 6/26/07	28
2	at Chi., 6/2/07	27
	vs. Chi., 5/20/06	27
4	vs. Chi., 7/4/07	25
	vs. S.F., 6/10/06	25
6	at S.F., 6/23/07	22
7	at Was., 5/24/08	21
	vs. L.A., 5/17/08	21
	vs. L.A., 7/1/06	21
10	vs. Chi., 7/22/06	20

FACEOFF PCT. (MIN 10 ATT)

Rk.	Game	Pct.
1	vs. L.I., 6/25/11	.800
2	at L.I., 6/3/11	.783
3	vs. Bos., 7/30/11	.682
4	at Chi., 6/2/07	.675
5	vs. S.F., 7/4/08	.652
6	vs. Chi., 5/20/06	.643
7	at L.A., 7/8/06	.640
8	vs. Chi., 7/22/06	.625
9	vs. Chi., 7/4/07	.625
10	vs. L.A., 7/1/06	.618

SAVES

Rk.	Game	Saves
1	at Chi., 8/5/06	29
2	vs. L.A., 6/9/07	27
3	vs. Bal., 6/3/06	26
4	at Bos., 8/9/08	25
5	at Was., 7/18/09	24
6	vs. Roc., 6/26/07	23
7	vs. L.A., 5/17/08	21
8	at L.A., 6/7/08	20
	at L.A., 8/12/06	20
10	vs. Che., 6/11/11	18
	at L.I., 6/3/11	18
	at Bos., 5/22/09	18
	vs. Chi., 6/21/08	18
	vs. Phi., 7/21/07	18

SHORTHANDED GOALS

Rk.	Game	SHG
1	at Bos., 8/9/08	2
2	Six times, last at Che., 8/13/11	1

GOALS IN ONE QUARTER

Rk.	Game	Qtr.	G
1	vs. Chi., 5/20/06	1st	11
2	vs. Roc., 6/26/07	4th	10
3	vs. S.F., 6/14/08	3rd	9
	vs. L.A., 5/17/08	2nd	9
	at Chi., 6/30/07	1st	9
6	at Che., 8/13/11	2nd	8
	vs. Ham., 5/14/11	3rd	8
	vs. Bos., 7/4/09	3rd	8
	vs. Roc., 6/26/07	3rd	8
	at Chi., 8/5/06	4th	8
	vs. L.A., 7/1/06	2nd	8
	vs. S.F., 6/10/06	3rd	8

**GOALS IN ONE HALF**

Rk.	Game	Half	Goals
1	vs. Roc., 6/26/07	2nd	18
2	at Chi., 6/30/07	1st	15
3	vs. L.A., 5/17/08	1st	14
	vs. L.A., 7/1/06	1st	14
	vs. Chi., 5/20/06	1st	14
6	vs. N.J., 5/31/08	2nd	13
	at Chi., 6/2/07	1st	13
	vs. S.F., 6/10/06	2nd	13
9	at Che., 8/13/11	1st	12
	vs. Ham., 5/14/11	2nd	12
	vs. Was., 5/30/09	2nd	12
	at N.J., 6/17/06	1st	12

SINGLE-GAME OPPONENT TEAM HIGHS**SCORE**

Rk.	Game	Score
1	vs. Roc., 6/26/07	27
2	vs. S.F., 6/10/06	25
3	at Bos., 8/9/08	20
	vs. S.F., 6/24/06	20
5	at Chi., 6/25/10	18
6	at Bos., 6/12/10	17
	vs. Bos., 7/4/09	17
	at Was., 5/24/08	17
	at L.A., 7/14/07	17
10	10 times, last, vs. Che., 6/11/11	16

POINTS

Rk.	Game	Pts.
1	vs. Roc., 6/26/07	40
2	vs. S.F., 6/10/06	34
3	at Bos., 8/9/08	32
4	at Chi., 6/2/07	31
5	at L.A., 7/14/07	30
	vs. S.F., 6/24/06	30
7	at Chi., 6/25/10	29
8	at Tor., 8/8/09	28
	at Was., 5/24/08	28
10	at Tor., 6/27/09	27
	at S.F., 6/23/07	27

GOALS

Rk.	Game	Goals
1	vs. Roc., 6/26/07	24
	vs. S.F., 6/10/06	24
3	at Bos., 8/9/08	20
4	at S.F., 6/23/07	19
5	at Chi., 6/25/10	18
	at Chi., 6/2/07	18
6	8 times, last, at Bos., 6/12/10	16

ASSISTS

Rk.	Game	Ast.
1	at L.A., 7/14/07	13
	vs. Roc., 6/26/07	13
3	at Tor., 8/8/09	12
	at Bos., 8/9/08	12
	at Chi., 6/2/07	12
6	at Chi., 6/25/10	11
	at Tor., 6/27/09	11
	at Was., 5/24/08	11
10	6 times, last, vs. Che., 6/11/11	10

GROUND BALLS

Rk.	Game	GB
1	at Chi., 8/5/06	50
2	at S.F., 8/11/07	46
3	at Bos., 5/21/11	44
	at Tor., 8/8/09	44
	at L.I., 8/1/09	44
6	at S.F., 5/28/06	41
7	at Tor., 6/27/09	40
	at Bos., 5/22/09	40
9	vs. Tor., 6/20/09	39
10	at Che., 8/13/11	39

POWER-PLAY GOALS

Rk.	Game	PPG
1	at L.A., 7/12/08	4
2	Nine times, last at Roc., 7/23/11	3

**TWO-POINT GOALS**

Rk.	Game	2PG
1	vs. S.F., 6/24/06	4
2	vs. Roc., 6/26/07	3
	vs. S.F., 5/19/07	3
4	5 times, last, at Che., 6/19/10	2

SHOTS ON GOAL

Rk.	Game	SOG
1	vs. Roc., 6/26/07	47
2	at Bos., 8/9/08	45
3	vs. L.A., 6/9/07	42
	at Chi., 8/5/06	42
5	vs. S.F., 6/10/06	39
	vs. Bal., 6/3/06	39
7	at L.A., 7/12/08	37
8	at Bos., 6/12/10	34
9	4 times, last, at Chi., 6/25/10	33

FACEOFF WINS

Rk.	Game	FOW
1	vs. Roc., 6/26/07	28
2	vs. Was., 5/30/09	27
3	at Bos., 5/22/09	24
4	at Bos., 8/9/08	23
	vs. S.F., 6/10/06	23
6	6 times, last, at Che., 6/19/10	21

FACEOFF PCT. (MIN 10 ATT)

Rk.	Game	Pct.
1	at L.A., 8/12/06	0.800
2	vs. Bos., 7/31/10	0.792
3	at Bos., 5/22/09	0.750
4	at L.I., 8/1/09	0.720
5	vs. Was., 5/30/09	0.675
6	at Chi., 8/5/06	0.656
7	at Tor., 8/8/09	0.655
8	vs. L.I., 5/22/10	0.654
9	vs. Chi., 5/16/09	0.643
10	vs. L.A., 8/4/07	0.640

SAVES

Rk.	Game	Saves
1	at Chi., 8/5/06	30
	at L.A., 7/8/06	30
3	at L.I., 7/29/06	28
4	at L.A., 7/14/07	27
5	vs. Chi., 5/20/06	26
6	vs. L.A., 7/1/06	24
7	vs. Chi., 6/21/08	23
8	at L.A., 8/12/06	22
9	4 times, last, vs. Che., 7/4/10	21

SHORTHANDED GOALS

Rk.	Game	SHG
1	at Tor., 6/27/09	3
2	vs. L.I., 6/13/09	2
3	vs. L.A., 6/9/07	2
4	vs. Bos., 7/30/11	1
	at Tor., 8/8/09	1

GOALS IN ONE QUARTER

Rk.	Game	Qtr.	Goals
1	vs. Roc., 6/26/07	4th	11
2	vs. S.F., 6/14/08	2nd	9
3	vs. Roc., 6/26/07	1st	8
	vs. S.F., 6/10/06	2nd	8
	vs. S.F., 6/10/06	4th	8
6	vs. Tor., 5/29/10	3rd	7
	vs. Was., 5/30/09	1st	7
	at Chi., 7/29/08	3rd	7
	at N.J., 6/17/06	3rd	7
10	9 times, last, 4th vs. Che., 6/11/11		6

GOALS IN ONE HALF

Rk.	Game	Half	G
1	vs. Roc., 6/26/07	2nd	15
2	at S.F., 6/23/07	2nd	14
3	vs. S.F., 6/10/06	2nd	13
4	vs. Was., 5/30/09	1st	12
	at S.F., 8/11/07	2nd	12
	vs. S.F., 6/10/06	1st	12
7	vs. Roc., 6/26/07	1st	11
8	6 times, last, 2nd vs. Bos., 7/31/10		10

**SINGLE-GAME OUTLAW TEAM LOWS****SCORE**

Rk.	Game	Score
1	vs. Bos., 7/31/10	5
	at L.A., 7/14/07	5
3	at L.A., 7/12/08	6
4	vs. Roc., 7/16/11	8
	at Roc., 7/23/11	8
6	vs. Bos., 7/30/11	9
7	at Tor., 8/8/09	10
	vs. S.F., 7/4/08	10
9	Five times, last at L.I., 6/3/11	11

POINTS

Rk.	Game	Pts.
1	at L.A., 7/14/07	6
2	vs. Bos., 7/31/10	7
3	vs. Roc., 7/16/11	9
4	at L.A., 7/12/08	10
5	at Roc., 7/23/11	13
	vs. Chi., 5/16/09	13
7	at L.I., 6/3/11	14
	at Tor., 8/8/09	14
9	Four times, last vs. Bos., 7/30/11	15

GOALS

Rk.	Game	Goals
1	vs. Bos., 7/31/10	5
	at L.A., 7/14/07	5
3	at L.A., 7/12/08	6
4	at Roc., 7/23/11	8
	vs. Roc., 7/16/11	8
	vs. Tor., 6/20/09	8
7	vs. Bos., 7/30/11	9
	at Tor., 8/8/09	9
9	Four Times, last vs. Bos., 7/3/11	10

ASSISTS

Rk.	Game	Ast.
1	vs. Roc., 7/16/11	1
	at L.I., 7/28/07	1
	at L.A., 7/14/07	1
4	vs. Bos., 7/31/10	2
	vs. Chi., 5/16/09	2
	vs. Chi., 5/20/06	2
7	vs. Bos., 7/3/11	3
	at L.I., 6/3/11	3
	at L.I., 8/1/09	3
	vs. L.A., 8/4/07	3

GROUND BALLS

Rk.	Game	GB
1	at Chi., 6/7/09	10
2	vs. S.F., 6/24/06	14
3	at L.I., 6/10/10	18
4	at Bos., 5/22/09	19
5	at Was., 7/18/09	20
6	vs. L.A., 8/4/07	21
7	at Tor., 6/27/09	22
8	Four times, last vs. Bos., 7/30/11	23

SHOTS ON GOAL

Rk.	Game	SOG
1	at L.A., 7/12/08	15
	vs. S.F., 7/4/08	15
3	at Bos., 5/21/11	20
4	at Roc., 7/23/11	22
	vs. Bos., 7/31/10	22
	vs. Tor., 5/29/10	22
	vs. L.A., 7/1/06	22
8	vs. L.I., 5/22/10	23
	vs. Bos., 7/4/09	23
	vs. L.I., 7/25/09	23

FACEOFF WINS

Rk.	Game	FOW
1	at Bos., 5/21/11	2
2	vs. Bos., 7/31/10	5
	at L.A., 8/12/06	5
4	at L.I., 8/1/09	7
5	vs. Roc., 7/16/11	8
	at Bos., 5/22/09	8
7	vs. L.I., 5/22/10	9
	vs. L.A., 8/4/07	9
9	Five times, last at Was., 7/18/09	10

**FACEOFF PCT. (MIN 10 ATT)**

Rk.	Game	Pct.
1	at Bos., 5/21/11	0.069
2	at L.A., 8/12/06	0.200
3	vs. Bos., 7/31/10	0.208
4	at Bos., 5/22/09	0.250
5	at L.I., 8/1/09	0.280
6	vs. Was., 5/30/09	0.325
7	at Chi., 8/5/06	0.344
8	at Tor., 8/8/09	0.345
9	vs. L.I., 5/22/10	0.346
10	vs. Chi., 5/16/09	0.357

SAVES

Rk.	Game	Saves
1	at Roc., 7/23/11	4
2	vs. L.I., 6/25/11	6
3	vs. L.I., 7/25/09	8
	vs. L.I., 6/13/09	8
	at L.A., 7/14/07	8
6	at Ham., 6/18/11	9
	at Tor., 6/27/09	9
	vs. Chi., 5/16/09	9
	at Chi., 7/29/08	9
10	at L.I., 7/30/11	10

GOALS IN ONE QUARTER

Rk.	Game	Qtr.	Goals
1	at L.I., 6/3/11	2nd	0
	at Bos., 6/12/10	4th	0
	vs. L.I., 5/22/10	4th	0
	at Was., 7/18/09	1st	0
	at L.A., 7/14/07	3rd	0
	at S.F., 5/28/06	3rd	0
7	29 Times, last at Che., 8/13/11, 4th		1

GOALS IN ONE HALF

Rk.	Game	Half	Goals
1	at Was., 7/18/09	1st	1
	at L.A., 7/14/07	2nd	1
3	vs. Bos., 7/31/10	2nd	2
4	Eight times, last at Che., 8/13/11, 2nd		3

SINGLE-GAME OPPONENT TEAM LOWS**SCORE**

Rk.	Game	Score
1	at Ham., 6/18/11	7
	vs. L.I., 7/25/09	7
	at L.A., 7/8/06	7
3	vs. Chi., 8/7/10	8
	at Was., 7/18/09	8
	vs. Tor., 6/20/09	8
	at S.F., 7/19/08	8
7	8 times, last at Che., 8/13/11	9

POINTS

Rk.	Game	Pts.
1	vs. L.I., 7/25/09	8
2	at Was., 7/18/09	10
3	vs. Chi., 8/7/10	11
4	at L.I., 8/1/09	12
	vs. S.F., 7/4/08	12
6	Nine times, last at Che., 8/13/11	13

GOALS

Rk.	Game	Goals
1	at Ham., 6/18/11	6
	at L.A., 7/8/06	6
3	vs. L.I., 7/25/09	7
4	Seven times, last at Che., 8/13/11	8

ASSISTS

Rk.	Game	Ast.
1	vs. L.I., 7/25/09	1
2	at Was., 7/18/09	2
3	Seven times, last vs. Ham., 5/14/11	3

GROUND BALLS

Rk.	Game	GB
1	vs. L.I., 7/25/09	7
2	at Chi., 6/7/09	11
3	vs. Was., 5/30/09	16
	at L.A., 7/8/06	16
	vs. L.A., 7/1/06	16
6	at Was., 5/24/08	17
7	vs. S.F., 6/14/08	18
8	vs. S.F., 6/24/06	20
9	vs. Phi., 7/21/07	21
	vs. Bal., 6/3/06	21

SHOTS ON GOAL

Rk.	Game	SOG
1	vs. L.I., 6/25/11	15
	at Ham., 6/18/11	15
	vs. L.I., 7/25/09	15
4	at Roc., 7/23/11	17
	vs. L.I., 6/13/09	17
6	at L.I., 6/10/10	19
7	vs. Chi., 8/7/10	20
8	Four times, last at Che., 8/13/11	21

FACEOFF WINS

Rk.	Game	FOW
1	at L.I., 6/3/11	5
2	vs. L.I., 6/25/11	6
3	vs. Bos., 7/30/11	7
4	vs. S.F., 7/4/08	8
5	at L.A., 7/8/06	9
6	at Ham., 6/18/11	10
	at Chi., 6/7/09	10
	at L.A., 7/14/07	10
9	vs. Chi., 7/24/10	11
	at S.F., 7/19/08	11

FACEOFF PCT. (MIN 10 ATT)

Rk.	Game	Pct.
1	vs. L.I., 6/25/11	0.200
2	at L.I., 6/3/11	0.217
3	vs. Bos., 7/30/11	0.318
4	at Chi., 6/2/07	0.325
5	vs. S.F., 7/4/08	0.348
6	vs. Chi., 5/20/06	0.357
7	at L.A., 7/8/06	0.360
8	vs. Chi., 7/4/07	0.375
9	vs. Chi., 7/22/06	0.375
10	vs. L.A., 7/1/06	0.382

SAVES

Rk.	Game	Saves
1	vs. S.F., 7/4/08	5
2	at Bos., 5/21/11	7
3	vs. Ham., 5/14/11	9
	vs. Tor., 5/29/10	9
	at L.A., 7/12/08	9
	at Chi., 6/30/07	9
7	vs. Bos., 7/4/09	8
8	Four times, last at Chi., 6/25/10	10

GOALS IN ONE QUARTER

Rk.	Game	Qtr.	G
1	vs. S.F., 7/4/08	1st	0
	at Was., 7/18/09	4th	0
	at Che., 8/13/11	2nd	0
	vs. Bos., 7/3/11	2nd	0
5	41 times, last at Che., 8/13/11, 1st		1

GOALS IN ONE HALF

Rk.	Game	Half	G
1	at Che., 8/13/11	1st	1
2	vs. Bos., 7/30/11	1st	2
	vs. Tor., 6/20/09	1st	2
	at Chi., 6/30/07	2nd	2
	at L.A., 7/8/06	1st	2
6	10 times, last at Ham., 6/18/11, 1st		3

MISCELLANEOUS RECORDS**HOME ATTENDANCE**

Rk.	Date	Opp.	Venue	Att.
1	7/3/11	vs. Bos.	Sports Authority Field	27,184*
2	7/4/10	vs. Che.	Sports Authority Field	23,433
3	7/4/09	vs. Bos.	Sports Authority Field	21,952
4	7/4/08	vs. S.F.	Sports Authority Field	20,116
5	7/4/07	vs. Chi.	Sports Authority Field	19,793
6	7/1/06	vs. L.A.	Sports Authority Field	15,981
7	5/20/06	vs. Chi.	Sports Authority Field	13,167
8	7/22/06	vs. Chi.	Sports Authority Field	12,739
9	6/11/11	vs. Che.	Sports Authority Field	12,548
10	5/22/10	vs. L.I.	Sports Authority Field	12,323

ROAD ATTENDANCE

Rk.	Date	Opp.	Venue	Att.
1	8/13/11	at Che.	Navy-Marine Corps Memorial	8,517
2	8/9/08	at Bos.	Harvard Stadium	8,425
3	5/21/11	at Bos.	Harvard Stadium	8,317
4	7/28/07	at L.I.	Mitchel Athletic Complex	6,234
5	5/22/09	at Bos.	Harvard Stadium	6,512
6	6/12/10	at Bos.	Harvard Stadium	6,090
7	5/28/06	at S.F.	Kezar Stadium	5,371
8	7/18/09	at Was.	Navy-Marine Corps Memorial	5,152
9	7/23/11	at Roc.	Sahlen's Stadium	5,107
10	8/1/09	at L.I.	James M. Shuart Stadium	4,612

*MLL Record



LONGEST GAMES

Rk.	Date	Opp.	Time
1	7/21/08	vs. Chi.	3:52
2	7/4/08	vs. S.F.	3:26
3	6/9/07	vs. L.A.	3:23
4	8/4/07	vs. L.A.	3:21
5	6/14/08	vs. S.F.	3:21
6	5/29/10	vs. Tor.	3:18
7	6/27/09	at Tor.	3:03
8	5/19/07	vs. S.F.	2:45
9	5/20/06	vs. Chi.	2:35
10	6/10/06	vs. S.F.	2:35

SHORTEST GAMES

Rk.	Date	Opp.	Time
1	7/21/07	vs. N.J.	1:20
2	7/12/08	at L.A.	1:50
3	8/8/09	at Tor.	1:50
4	6/12/10	at Bos.	1:51
5	7/8/06	at L.A.	1:56
6	6/17/06	at N.J.	1:57
7	8/12/06	at L.A.	1:58
8	8/5/06	at Chi.	1:59
9	7/18/09	at Was.	2:00
10	8/1/09	at L.I.	2:00

OUTSTANDING PERFORMANCES

OUTLAWS HAT TRICKS (137)

G	Player	Opponent
7	M. Brown	vs. L.A., 7/1/06
6	B. Mundorf	vs. Ham., 5/14/11
6	D. Westervelt	vs. Bos., 7/4/09
6	M. Brown	at Tor., 6/27/09
6	M. Brown	at S.F., 7/19/08
6	M. Hanna	at L.A., 6/7/08
6	J. Sonke	vs. S.F., 5/19/07
6	B. Mundorf	vs. S.F., 6/24/06
6	M. Law	vs. Chi., 5/20/06
5	B. Mundorf	at Che., 8/13/11
5	C. Martin	vs. L.I., 6/25/11
5	M. Brown	at L.I., 6/10/10
5	D. Westervelt	vs. Tor., 5/29/10
5	B. Mundorf	at Tor., 6/27/09
5	B. Mundorf	at Bos., 5/22/09
5	M. Brown	at Was., 5/24/08
5	B. Mundorf	at S.F., 8/11/07
5	D. Westervelt	at S.F., 8/11/07
5	B. Mundorf	vs. Chi., 7/4/07

5	B. Langtry	vs. Roc., 6/26/07
5	B. Mundorf	vs. Roc., 6/26/07
5	M. Brown	vs. Roc., 6/26/07
5	M. Brown	at S.F., 6/23/07
5	B. Mundorf	vs. L.A., 6/9/07
5	M. Brown	at Chi., 8/5/06
5	M. Law	at L.A., 7/8/06
5	M. Law	vs. L.A., 7/1/06
5	M. Brown	at N.J., 6/17/06
5	M. Brown	vs. S.F., 6/10/06
4	D. Westervelt	at Roc., 7/23/11
4	B. Mundorf	vs. L.I., 6/25/11
4	B. Mundorf	at Ham., 6/18/11
4	P. Poillon	vs. Che., 6/11/11
4	B. Mundorf	vs. Chi., 8/7/10
4	M. Seibald	vs. Chi., 8/7/10
4	B. Langtry	vs. Chi., 7/24/10
4	D. Hardy	at Che., 6/19/10
4	M. Seibald	at Che., 6/19/10
4	M. Brown	at Bos., 6/12/10
4	B. Mundorf	at L.I., 6/10/10
4	M. Seibald	at Bos., 5/15/10
4	D. Westervelt	at Was., 7/18/09
4	M. Brown	vs. Tor., 6/20/09
4	G. Downing	at Bos., 5/22/09
4	D. Westervelt	at Chi., 7/29/08
4	B. Langtry	vs. Chi., 7/26/08
4	B. Mundorf	vs. Chi., 6/21/08
4	B. Langtry	vs. S.F., 6/14/08
4	M. Brown	vs. S.F., 6/14/08
4	B. Langtry	vs. L.A., 5/17/08
4	M. Brown	vs. L.A., 5/17/08
4	M. Hanna	vs. L.A., 5/17/08
4	B. Langtry	vs. Phi., 7/21/07
4	B. Langtry	at Chi., 6/30/07
4	B. Mundorf	at Chi., 6/30/07
4	D. Westervelt	vs. L.A., 6/9/07
4	J. Sonke	at Chi., 6/2/07
4	J. Zywicki	at L.A., 8/12/06
4	M. Brown	vs. Bal., 6/3/06
4	M. Law	vs. Bal., 6/3/06
4	J. Sims	vs. Chi., 5/20/06
3	B. Mundorf	vs. Bos., 7/30/11
3	D. Westervelt	vs. Bos., 7/30/11
3	B. McGlone	vs. Bos., 7/3/11
3	B. Bitter	at Ham., 6/18/11
3	B. Bitter	at L.I., 6/3/11
3	C. Martin	at Bos., 5/21/11
3	T. Kimener	at Bos., 5/21/11
3	A. Iannucci	vs. Ham., 5/14/11



3	D. Westervelt	vs. Ham., 5/14/11
3	P. Poillon	vs. Ham., 5/14/11
3	C. Martin	vs. Chi., 7/24/10
3	A. Hopmann	at Tor., 7/10/10
3	M. Bocklet	vs. Che., 7/4/10
3	M. Seibald	vs. Che., 7/4/10
3	S. Giannone	at Chi., 6/25/10
3	D. Westervelt	at Che., 6/19/10
3	D. Hardy	vs. Tor., 5/29/10
3	M. Brown	vs. L.I., 5/22/10
3	M. Seibald	vs. L.I., 5/22/10
3	B. Mundorf	at Bos., 5/15/10
3	D. Westervelt	at Tor., 8/8/09
3	B. Mundorf	at L.I., 8/1/09
3	B. Mundorf	vs. L.I., 7/25/09
3	N. Watkins	vs. L.I., 7/25/09
3	B. Langtry	vs. Bos., 7/4/09
3	D. Westervelt	at Tor., 6/27/09
3	B. Mundorf	vs. Tor., 6/20/09
3	B. Mundorf	vs. L.I., 6/13/09
3	B. Langtry	at Chi., 6/7/09
3	J. Sims	at Chi., 6/7/09
3	B. Mundorf	vs. Was., 5/30/09
3	D. Westervelt	vs. Was., 5/30/09
3	M. Brown	vs. Was., 5/30/09
3	M. Brown	at Bos., 5/22/09
3	B. Mundorf	vs. Chi., 5/16/09
3	B. Mundorf	at Bos., 8/9/08
3	M. Brown	at Bos., 8/9/08
3	B. Mundorf	at Chi., 7/29/08
3	B. Mundorf	vs. Chi., 7/26/08
3	R. Powell	vs. Chi., 7/26/08
3	B. Langtry	at S.F., 7/19/08
3	B. Mundorf	vs. S.F., 6/14/08
3	D. Westervelt	vs. N.J., 5/31/08
3	J. Sonke	vs. N.J., 5/31/08
3	D. Westervelt	at Was., 5/24/08
3	B. Mundorf	vs. L.A., 5/17/08
3	D. Westervelt	vs. L.A., 5/17/08
3	B. Langtry	vs. L.A., 8/4/07
3	B. Mundorf	at L.I., 7/28/07
3	M. Brown	vs. Phi., 7/21/07
3	B. Langtry	vs. Chi., 7/4/07
3	J. Sonke	vs. Chi., 7/4/07
3	M. Law	vs. Chi., 7/4/07
3	D. Westervelt	at Chi., 6/30/07
3	J. Sims	at S.F., 6/23/07
3	M. Brown	vs. L.A., 6/9/07
3	B. Mundorf	at Chi., 6/2/07

3	M. Hanna	at Chi., 6/2/07
3	M. Hanna	vs. S.F., 5/19/07
3	B. Mundorf	at Chi., 8/5/06
3	J. Sonke	at Chi., 8/5/06
3	J. Sonke	at L.I., 7/29/06
3	J. Sims	vs. Chi., 7/22/06
3	M. Law	vs. Chi., 7/22/06
3	M. Rewkowski	vs. Chi., 7/22/06
3	B. Langtry	vs. S.F., 6/24/06
3	M. Brown	vs. S.F., 6/24/06
3	B. Langtry	at N.J., 6/17/06
3	J. Sims	at N.J., 6/17/06
3	J. Sonke	vs. S.F., 6/10/06
3	B. Mundorf	vs. Bal., 6/3/06
3	J. Sonke	vs. Bal., 6/3/06
3	M. Brown	at S.F., 5/28/06
3	B. Langtry	vs. Chi., 5/20/06
3	J. Sonke	vs. Chi., 5/20/06
3	M. LaMonica	vs. Chi., 5/20/06

3+ASSIST GAMES (29)

Ast.	Player	Opponent
5	B. Mundorf	vs. Tor., 5/29/10
5	R. Powell	at L.A., 6/7/08
4	B. Mundorf	at Ham., 6/18/11
4	B. Mundorf	vs. Ham., 5/14/11
4	D. Hardy	at Tor., 7/10/10
4	B. Mundorf	at Chi., 6/25/10
4	D. Westervelt	vs. Tor., 6/20/09
4	R. Powell	at Chi., 7/29/08
4	R. Powell	at S.F., 7/19/08
4	B. Langtry	at Was., 5/24/08
4	J. Sims	at Chi., 6/2/07
3	B. Mundorf	at Che., 8/13/11
3	D. Westervelt	at Ham., 6/18/11
3	B. Langtry	vs. Ham., 5/14/11
3	B. Mundorf	at L.I., 6/10/10
3	M. Seibald	vs. L.I., 5/22/10
3	R. Powell	at Bos., 8/9/08
3	D. Westervelt	at S.F., 7/19/08
3	J. Sonke	at S.F., 7/19/08
3	R. Powell	vs. N.J., 5/31/08
3	B. Langtry	vs. L.A., 5/17/08
3	N. Watkins	vs. L.A., 5/17/08
3	M. Law	vs. Roc., 6/26/07
3	D. Westervelt	at S.F., 6/23/07
3	B. Mundorf	vs. L.A., 6/9/07
3	D. Westervelt	vs. L.A., 6/9/07
3	M. Rewkowski	at L.A., 8/12/06
3	B. Langtry	vs. Chi., 7/22/06
3	B. Langtry	vs. S.F., 6/10/06

**5+POINT GAMES (87)**

Pts.	Player	Opponent
10.....	B. Mundorf (6 G,4 A, 0 2PG)...	vs. Ham., 5/14/11
9.....	M. Law (4, 3, 2)	vs. Bal., 6/3/06
8.....	B. Mundorf (4, 4, 0)	at Ham., 6/18/11
8.....	B. Mundorf	at Che., 8/13/11
8.....	D. Westervelt (6, 1, 1)	vs. Bos., 7/4/09
8.....	B. Langtry (4, 3, 1)	vs. L.A., 5/17/08
8.....	B. Langtry (5, 1, 2)	vs. Roc., 6/26/07
8.....	B. Mundorf (5, 3, 0)	vs. L.A., 6/9/07
7.....	B. Mundorf (2, 5, 0)	vs. Tor., 5/29/10
7.....	D. Hardy (4, 2, 1)	at Che., 6/19/10
7.....	B. Mundorf (4, 3, 0)	at L.I., 6/10/10
7.....	M. Brown (6, 1, 0)	at Tor., 6/27/09
7.....	D. Westervelt (5, 0, 2)	at S.F., 8/11/07
7.....	D. Westervelt (4, 3, 0)	vs. L.A., 6/9/07
7.....	M. Brown (5, 2, 0)	at N.J., 6/17/06
7.....	M. Brown (7, 0, 0)	vs. L.A., 7/1/06
7.....	M. Law (5, 1, 1)	vs. L.A., 7/1/06
6.....	B. Mundorf (4, 2, 0)	vs. L.I., 6/25/11
6.....	D. Westervelt (5, 0, 1)	vs. Tor., 5/29/10
6.....	B. Mundorf (2, 4, 0)	at Chi., 6/25/10
6.....	B. Langtry (4, 2, 0)	vs. Chi., 7/24/10
6.....	M. Seibald (3, 3, 0)	vs. L.I., 5/22/10
6.....	M. Seibald (4, 0, 1)	at Che., 6/19/10
6.....	D. Hardy (2, 4, 0)	at Tor., 7/10/10
6.....	M. Brown (5, 1, 0)	at L.I., 6/10/10
6.....	B. Mundorf (5, 1, 0)	at Tor., 6/27/09
6.....	B. Mundorf (5, 1, 0)	at Bos., 5/22/09
6.....	D. Westervelt (2, 4, 0)	vs. Tor., 6/20/09
6.....	D. Westervelt (3, 2, 1)	at Tor., 8/8/09
6.....	B. Mundorf (3, 3, 0)	at Chi., 7/29/08
6.....	R. Powell (2, 4, 0)	at Chi., 7/29/08
6.....	B. Langtry (2, 4, 0)	at Was., 5/24/08
6.....	M. Brown (6, 0, 0)	at S.F., 7/19/08
6.....	R. Powell (2, 4, 0)	at S.F., 7/19/08
6.....	B. Langtry (4, 2, 0)	vs. S.F., 6/14/08
6.....	M. Hanna (6, 0, 0)	at L.A., 6/7/08
6.....	R. Powell (1, 5, 0)	at L.A., 6/7/08
6.....	B. Mundorf (4, 2, 0)	at Chi., 6/30/07
6.....	B. Mundorf (5, 1, 0)	vs. Roc., 6/26/07
6.....	M. Brown (5, 1, 0)	vs. Roc., 6/26/07
6.....	J. Sonke (6, 0, 0)	vs. S.F., 5/19/07
6.....	B. Mundorf (5, 1, 0)	vs. Chi., 7/4/07

6.....	J. Sonke (3, 1, 2)	at L.I., 7/29/06
6.....	B. Mundorf (6, 0, 0)	vs. S.F., 6/24/06
6.....	J. Sims (4, 0, 2)	vs. Chi., 5/20/06
6.....	M. Law (6, 0, 0)	vs. Chi., 5/20/06
6.....	B. Langtry (3, 2, 1)	at N.J., 6/17/06
6.....	M. Brown (5, 0, 1)	vs. S.F., 6/10/06
5.....	C. Martin (5, 0, 0)	vs. L.I., 6/25/11
5.....	D. Westervelt (2, 3, 0)	at Ham., 6/18/11
5.....	P. Poillon (4, 1, 0)	vs. Che., 6/11/11
5.....	M. Seibald (4, 1, 0)	at Bos., 5/15/10
5.....	M. Brown (4, 0, 1)	at Bos., 6/12/10
5.....	B. Mundorf (4, 1, 0)	vs. Chi., 8/7/10
5.....	M. Seibald (4, 1, 0)	vs. Chi., 8/7/10
5.....	M. Seibald (3, 2, 0)	vs. Che., 7/4/10
5.....	B. Langtry (2, 2, 1)	vs. Was., 5/30/09
5.....	D. Westervelt (3, 2, 0)	vs. Was., 5/30/09
5.....	B. Mundorf (3, 2, 0)	vs. L.I., 7/25/09
5.....	B. Mundorf (3, 2, 0)	vs. L.I., 6/13/09
5.....	B. Langtry (2, 1, 2)	at Chi., 6/7/09
5.....	B. Langtry (3, 2, 0)	vs. Bos., 7/4/09
5.....	R. Powell (2, 3, 0)	vs. N.J., 5/31/08
5.....	B. Langtry (4, 1, 0)	vs. Chi., 7/26/08
5.....	M. Brown (5, 0, 0)	at Was., 5/24/08
5.....	B. Langtry (2, 2, 1)	vs. Chi., 6/21/08
5.....	J. Sonke (2, 3, 0)	at S.F., 7/19/08
5.....	B. Mundorf (3, 2, 0)	vs. L.A., 5/17/08
5.....	B. Langtry (4, 1, 0)	at Chi., 6/30/07
5.....	M. Law (2, 3, 0)	vs. Roc., 6/26/07
5.....	M. Brown (5, 0, 0)	at S.F., 6/23/07
5.....	B. Langtry (4, 1, 0)	vs. Phi., 7/21/07
5.....	B. Mundorf (5, 0, 0)	at S.F., 8/11/07
5.....	B. Langtry (3, 2, 0)	vs. L.A., 8/4/07
5.....	J. Sonke (4, 0, 1)	at Chi., 6/2/07
5.....	J. Sonke (2, 1, 2)	at S.F., 5/28/06
5.....	B. Langtry (3, 2, 0)	vs. S.F., 6/24/06
5.....	B. Langtry (2, 3, 0)	vs. Chi., 7/22/06
5.....	J. Sims (3, 1, 1)	vs. Chi., 7/22/06
5.....	J. Sims (3, 1, 1)	at N.J., 6/17/06
5.....	B. Langtry (2, 3, 0)	vs. S.F., 6/10/06
5.....	M. Law (5, 0, 0)	at L.A., 7/8/06
5.....	J. Sonke (3, 1, 1)	at Chi., 8/5/06
5.....	M. Brown (5, 0, 0)	at Chi., 8/5/06
5.....	B. Langtry (2, 3, 0)	vs. Bal., 6/3/06
5.....	M. Brown (4, 1, 0)	vs. Bal., 6/3/06
5.....	B. Mundorf (2, 3, 0)	vs. L.A., 7/1/06

**5+GROUND BALL GAMES (93)**

GB	Player	Opponent
17.....	G. Snider	vs. Chi., 7/4/07
13.....	G. Snider	vs. Roc., 6/26/07
10.....	G. Snider	vs. S.F., 6/14/08
10.....	G. Snider	vs. N.J., 5/31/08
10.....	L. Braun	at Was., 5/24/08
10.....	J. Sims	vs. Chi., 5/20/06
9.....	G. Snider	vs. Chi., 7/26/08
9.....	G. Snider	vs. S.F., 7/4/08
9.....	L. Braun	vs. Phi., 7/21/07
9.....	G. Snider	at S.F., 6/23/07
8.....	A. Hennessey	at L.I., 6/3/11
8.....	M. Bockett	vs. Tor., 5/29/10
8.....	M. Bockett	at Bos., 5/15/10
8.....	G. Snider	at S.F., 7/19/08
8.....	G. Snider	vs. L.A., 8/4/07
8.....	L. Braun	at L.I., 7/28/07
8.....	G. Snider	at Chi., 6/2/07
7.....	B. Bitter	at Che., 8/13/11
7.....	A. Hennessey	vs. L.I., 6/25/11
7.....	M. Bockett	vs. L.I., 6/25/11
7.....	A. Hennessey	vs. Che., 6/11/11
7.....	E. Martin	vs. Che., 6/11/11
7.....	M. Bockett	vs. Chi., 7/24/10
7.....	M. Bockett	at Che., 6/19/10
7.....	G. Snider	at L.A., 6/7/08
7.....	G. Snider	at Chi., 6/30/07
7.....	J. Sims	at N.J., 6/17/06
6.....	M. Bockett	at Che., 8/13/11
6.....	J. Schwartzman	at Che., 8/13/11
6.....	K. Unterstein	at L.I., 8/6/11
6.....	M. Bockett	at L.I., 8/6/11
6.....	A. Hennessey	vs. Bos., 7/30/11
6.....	K. Unterstein	at L.I., 6/3/11
6.....	E. Martin	at L.I., 6/3/11
6.....	E. Martin	vs. L.I., 5/22/10
6.....	J. Schwartzman	vs. L.I., 5/22/10
6.....	G. Snider	at Bos., 8/9/08
6.....	J. Schwartzman	at Bos., 8/9/08
6.....	J. Schwartzman	at Chi., 7/29/08
6.....	M. Bockett	vs. Chi., 7/26/08
6.....	Z. Jungers	vs. Chi., 7/26/08
6.....	G. Snider	at L.A., 7/12/08
6.....	B. Erwin	vs. S.F., 7/4/08
6.....	Z. Jungers	vs. N.J., 5/31/08
6.....	G. Snider	vs. L.A., 5/17/08

6.....	G. Snider	at S.F., 8/11/07
6.....	T. Garvey	at S.F., 8/11/07
6.....	C. Cercy	at L.I., 7/29/06
6.....	J. Sims	at L.I., 7/29/06
6.....	A. Smith	at L.A., 7/8/06
6.....	C. Cercy	at L.A., 7/8/06
6.....	T. Tierney	at L.A., 7/8/06
5.....	A. Hennessey	at Roc., 7/23/11
5.....	M. Bockett	vs. Roc., 7/16/11
5.....	L. Zink	vs. Bos., 7/3/11
5.....	A. Hennessey	vs. Bos., 7/3/11
5.....	B. Bitter	at L.I., 6/3/11
5.....	E. Martin	at L.I., 6/3/11
5.....	M. Bockett	at L.I., 6/3/11
5.....	J. Schwartzman	at Bos., 5/21/11
5.....	J. Schwartzman	vs. Ham., 5/14/11
5.....	A. Hennessey	vs. Chi., 8/7/10
5.....	K. Unterstein	vs. Chi., 7/24/10
5.....	L. Zink	vs. Che., 7/4/10
5.....	M. Bockett	vs. Che., 7/4/10
5.....	M. Bockett	at Chi., 6/25/10
5.....	W. Dalton	at L.I., 6/10/10
5.....	E. Martin	vs. Tor., 5/29/10
5.....	M. Bockett	vs. L.I., 5/22/10
5.....	S. Walterhoefer	at Bos., 5/15/10
5.....	N. Watkins	at Tor., 8/8/09
5.....	M. Bockett	at L.I., 8/1/09
5.....	M. Seibald	at L.I., 8/1/09
5.....	M. Bockett	at Was., 7/18/09
5.....	S. Walterhoefer	vs. Bos., 7/4/09
5.....	N. Watkins	vs. Was., 5/30/09
5.....	L. Braun	at Bos., 5/22/09
5.....	G. Snider	vs. Chi., 6/21/08
5.....	J. Sonke	at L.A., 6/7/08
5.....	C. Cittadino	vs. L.A., 5/17/08
5.....	Z. Jungers	vs. L.A., 5/17/08
5.....	S. McCarthy	at L.I., 7/28/07
5.....	G. Snider	at L.A., 7/14/07
5.....	S. McCarthy	at L.A., 7/14/07
5.....	B. Mundorf	vs. Roc., 6/26/07
5.....	S. McCarthy	vs. L.A., 6/9/07
5.....	B. Testa	at L.A., 7/8/06
5.....	J. Sims	at L.A., 7/8/06
5.....	M. Law	at L.A., 7/8/06
5.....	B. Mundorf	at N.J., 6/17/06
5.....	B. Langtry	vs. S.F., 6/10/06
5.....	M. Brown	vs. S.F., 6/10/06
5.....	C. Cercy	at S.F., 5/28/06



ALL-TIME HONORS AND AWARDS, CONTINUED

DEF. PLAYER OF THE WEEK (8)

Player	(Wk.)	Year
Jesse Schwartzman	(3)	2011
Jesse Schwartzman	(2)	2011
Matt Bocklet	(8)	2010
Geoff Snider	(1)	2008
Jesse Schwartzman	(12)	2009
Jesse Schwartzman	(6)	2009
Jesse Schwartzman	(4)	2009
Geoff Snider	(7)	2007
Chris Cercy	(9)	2006
Lee Zink	(3)	2006

ROOKIE OF THE WEEK (3)

Player	(Wk.)	Year
Billy Bitter	(3)	2011
Andrew Hennessey	(8)	2010
Connor Martin	(10)	2010
Brendan Mundorf	(6)	2006

MLL ALL-STARS (37)

Player	Year
Eric Martin	2011
Brendan Mundorf	2011
Peet Poillon	2011
Jesse Schwartzman	2011
Max Seibald	2011
Drew Westervelt	2011
Lee Zink	2011
Matthew Bocklet	2010
Adam Fullerton	2010
Dan Hardy	2010
Brendan Mundorf	2010
Eric Martin	2010
Jesse Schwartzman	2010
Max Seibald	2010
Drew Westervelt	2010
Lee Zink	2010
Brendan Mundorf	2009
Brian Langtry	2009
Brian Reese	2009
Drew Westervelt	2009
Jesse Schwartzman	2009

Kyle Harrison	2009
Matthew Bocklet	2009
Max Seibald	2009
Benson Erwin	2008
Brendan Mundorf	2008
Brian Langtry	2008
Brian Reese	2008
Jeff Sonke	2008
Jesse Schwartzman	2008
Lee Zink	2008
Matt Hanna	2008
Ryan Powell	2008
Benson Erwin	2007
Brendan Mundorf	2007
Brian Langtry	2007
Geoff Snider	2007
Jeff Sonke	2007
Josh Sims	2007
Lee Zink	2007
Trevor Tierney	2007
Chris Cercy	2006
Jeff Sonke	2006
Josh Sims	2006

DID YOU KNOW?

The Outlaws are the only MLL team to make the playoffs in each of the past six seasons. Denver has advanced to the postseason in each of its six seasons as a MLL team. The Outlaws have won four divisional regular-season titles, and Denver has advanced to the MLL Championship game three times. Denver has registered a winning season in each of its six seasons, and is the only team to do so in each season since 2006.





Major League Lacrosse Corporate Offices

20 Guest Street, Suite 125
Boston, MA 02135

Telephone: (617) 746-2233 • **Fax:** (617) 746-9988

Website: www.majorleaguelacrosse.com

MLL LEAGUE OFFICE DIRECTORY

Jake Steinfeld..... League Founder
David Gross..... Commissioner
Kerry Pucillo..... Sponsorship Fulfillment & Intellectual Property Manager
Christopher Day..... Director of Broadcasting
Ryan Guerinot..... Lacrosse Operations Manager
Aly Morrissey..... Marketing & Public Relations Manager
Ryan Sweeney..... Producer
Amy Saulen..... League Accountant
Michael Barba..... Fan Experience Manager
Cassie Watson..... Graphic Designer

MLL PUBLIC RELATIONS DIRECTORY

MLL Office..... Aly Morrissey, 617-787-6634 (alysin.morrissey@majorleaguelacrosse.com)
Boston Cannons..... Megan Mulcahy, 617-746-9933, ext. 2617 (megan@bostoncannons.com)
Charlotte Hounds..... Jillian Fay, 704-980-2999 (jfay@charlottehounds.com)
Chesapeake Bayhawks..... Lindsey Burns, 866-994-2957 (lburns@thebayhawks.com)
Denver Outlaws..... Stuart Zaas, 734-239-4711 (stuart.zaas@denveroutlaws.com)
Hamilton Nationals..... Craig Rybczynski, 585-454-4295 (craig.ryb@knighthawks.com)
Long Island Lizards..... Casey Hilpert, 631-424-2602 (rchilpert@longislandlizards.com)
Ohio Machine..... Megan Danner, 614-754-1973 (mdanner@theohiomachine.com)
Rochester Rattlers..... Greg Stanton, 585-454-5425 ext. 137 (gstanton@rhinosoccer.com)



MLL CLUB DIRECTORY

BOSTON CANNONS	CHARLOTTE HOUNDS
President & Founding Chairman Matt Dwyer	President / Managing Partner Jim McPhilliamy
General Manager Kevin Barney	Head Coach Mike Cerino
Head Coach Steve Duffy	Venue American Legion Memorial Stadium
Venue Harvard Stadium, Harvard University	Main Office 704-980-2999
Main Office 617-746-9933	Website www.charlottehounds.com
Website www.bostoncannons.com	

CHESAPEAKE BAYHAWKS	DENVER OUTLAWS
Owner Brendan Kelly	President and CEO Pat Bowlen
President/Head Coach Dave Cottle	V.P. Edge Sports & Entertainment Mac Freeman
General Manager Brian Reese	General Manager Tony Seaman
Venue Navy-Marine Corps Memorial Stadium	Head Coach Jim Stagnitta
Main Office 866-99-HAWKS	Venue Sports Authority Field at Mile High
Website www.thebayhawks.com	Main Office 303-OUTLAWS
	Website www.denveroutlaws.com

HAMILTON NATIONALS	LONG ISLAND LIZARDS
President/General Manager Jody Gage	General Manager Casey Hilpert
Head Coach Regy Thorpe	Head Coach Joe Spallina
Venue Ron Joyce Stadium at McMaster University	Venue James M. Stuart Stadium
Main Office 416-596-0676	Main Office 631-424-2606
Website www.nationalslacrosse.com	Website www.longislandlizards.com

OHIO MACHINE	ROCHESTER RATTLERS
President / General Manager John Algie	President / COO Pat Ercoli
Head Coach Ted Garber	Head Coach Tim Soudan
Venue Selby Stadium	Venue Sahlen's Stadium
Main Office 614-754-1973	Main Office 585-454-5425
Website www.theohiomachine.com	Website www.rochesterrattlers.com



MLL OVERVIEW

Background: During the summer of 1998, Jake “Body By Jake” Steinfeld was inspired to start a professional outdoor lacrosse league after reading a magazine article about the growth of the sport of lacrosse. Steinfeld sought out a contributor to the article, Owner and President of Warrior Lacrosse Dave Morrow, a leading lacrosse equipment manufacturer, to discuss formation of such a league.

In February 1999 Steinfeld and Morrow joined forces with Steinfeld’s friend and business associate Tim Robertson, Chairman of Bay Shore Enterprises and former CEO of the Family Channel, to form Major League Lacrosse, LLC, a Virginia limited liability company. In 2003, New Balance Athletic Shoe Inc. came on board as a Founding Member of Major League Lacrosse, as well as an Anchor Level League Sponsor.

Major League Lacrosse began play in 2001 to capitalize on the growing demand for world-class field lacrosse driven by dramatic growth in the U.S. lacrosse market. The MLL was praised and heralded for its on-field play, regarded as the best ever seen. With a year-on-year attendance increase, Major League Lacrosse has continued to lead the sport of lacrosse into the mainstream of competitive team sports.

The Teams: MLL is comprised of eight teams across the US and Canada. The Boston Cannons, Long Island Lizards, and Chesapeake Bayhawks (formerly Baltimore and Washington) have been members of the League since its inception in 2001. The Denver Outlaws began play in 2006 as part of the League’s western expansion. The Hamilton Nationals (formerly Toronto) joined MLL in 2009 as the League’s first international team. The Charlotte Hounds and Ohio Machine begin play in 2012 as a part of the League’s expansion initiative to have 16 teams in the next decade.

The Players: Major League Lacrosse boasts the best 230 lacrosse players in the world. They hail from some of the top academic institutions, including Princeton, Johns Hopkins, Syracuse, Duke, and Virginia. MLL icons include Casey Powell, Jesse Hubbard, John Grant Jr., and Brodie Merrill. The League also features current stars in lacrosse such as Paul Rabil, Ned Crotty, Max Seibald, and Matt Danowski.

The Season: The 2012 Major League Lacrosse season consists of a total of 56 regular season games running from April to August with the following league-run special events: The Major League Lacrosse Collegiate Draft (January 13), MLL All-Star Game (June 30), and the MLL Championship Weekend (August 25 & 26). The twelfth season of MLL action begins April 28, 2012. In January 2011, the League announced it would add two regular season games in 2012. Each team will play 14 games in the regular season.

The Game: Major League Lacrosse has implemented some innovative dynamics to the traditional game of field lacrosse that bring the sport into the next millennium. MLL rule changes include the addition of a two-point goal line located 16 yards from each goal and a 60-second shot clock. In 2009 Major League Lacrosse allowed a fourth long-pole defenseman. This move brought MLL rules more in-line with those at the high school and collegiate levels, where a fourth pole is allowed. This addition assisted in creating closer games by helping to generate a more balanced game at the professional level.

Official Partners: Warrior Lacrosse, Brine, Cascade, POWERADE, Coke-Zero, Bud Light, Ford, New Balance, Great Atlantic Lacrosse Company, Body by Jake Global and EFX.

Sponsorship: A full range of integrated sponsorship packages are available. Partnerships can include league/team category exclusivity, special events rights, corporate branding on player uniforms, national TV commercial units and in-game TV features, field signage, SLASH Magazine ads, web site banners, tickets/hospitality, game footage, photo usages, player appearances, customized activation, and cross-promotional programs.

Television: MLL recently announced a major television agreement with CBS Sports Network that will bring 14 live games in HD to CBS along with all 18 episodes of “Inside the MLL,” the league’s 30-minute magazine show. Additionally, six games will be aired live on ESPN2, which brings the total number of nationally televised live games to 20 this season. ESPN3 will also stream 46 live games on ESPN3.com.



MLL YEAR-BY-YEAR HISTORY

2011

2011 MLL LEADERS

Points.....52, Crotty, Roc./Rabil, Bos.
Goals..... 30, Mundorf, Den./Poskay, Bos.
Assists..... 21, N. Crotty, Roc.
Two-Point Goals..... 7, M. Danowski, L.I.
Ground Balls..... 77, B. Merrill, Ham.
Shots on Goal..... 86, P. Rabil, Bos.
Faceoff Pct.595, C. Eck, Bos.
PPG 7, Westervelt, Den./Catalino, Roc.
SHG.....3, B. Mundorf, Den.
GWG..... 3, B. Ross, Bos.
Penalty Minutes..... 20.5, B. Spallina, L.I.
Saves.....176, D. Adams, Den.
Goals Agst. Avg... 9.9, J. Schwartzman, Den.

2011 MLL STANDINGS

Team	W	L	GB	PCT	GF	GA	H	A
Boston	9	3	-	.750	173	142	4-2	5-1
Denver	7	5	2	.583	156	135	2-4	5-1
Hamilton	7	5	2	.583	155	150	2-4	5-1
Chesapeake	6	6	3	.500	139	162	2-4	4-2
Chicago	5	7	4	.417	138	151	3-3	2-4
Toronto	2	10	7	.167	143	164	1-5	1-5

2011 MLL PLAYOFFS

#1 Boston	Boston (14-13)	
#4 Chesapeake		Boston (10-9)
#2 Denver	Hamilton (11-9)	
#3 Hamilton		

2011 MLL AWARDS

MVPPaul Rabil, Bos.	Goalkeeper of the Year Drew Adams, L.I.
Defensive Player of the Year ..Brodie Merrill, Tor.	Coach of the YearBill Daye, Bos.
Offensive Player of the YearPaul Rabil, Bos.	Most Improved Player Stephen Peyser, L.I.
Sportsman of the Year Greg Bice, Roc.	Rookie of the Year Jeremy Boltus, Ham.

All-MLL Team

Attack: Ned Crotty (Rochester), **Brendan Mundorf (Denver)**, Matt Danowski (Long Island)
Midfield: Paul Rabil (Boston), Stephen Peyser (Long Island), Joe Walters (Hamilton)
Defense: Brodie Merrill (Hamilton), Kyle Sweeney (Boston), Michael Evans (Chesapeake), Mitch Belisle (Boston)
Goalkeeper: Drew Adams (Long Island)
Face-off Specialist: Chris Eck (Boston)

2011 MLL TEAM STATISTICS

TEAM	GB	Shots	SPCT	SOG	Faceoffs	FOPCT
Boston	368	567	.289	368	190-340	.559
Chesapeake	398	528	.244	296	181-333	.544
Denver	400	529	.284	323	161-319	.505
Hamilton	410	478	.316	310	172-340	.506
Long Island	399	507	.245	311	137-310	.442
Rochester	352	488	.275	306	147-334	.440

2011 MLL ATTENDANCE

TEAM	TOTAL	AVG
Denver	73,989	12,331
Boston	51,971.....	8,661
Chesapeake	48,968.....	8,161
Rochester	25,842.....	4,307
Long Island	22,966.....	3,827
Hamilton	7,287.....	1,214
TOTALS:	231,023	6,417



MLL YEAR-BY-YEAR HISTORY

2010

2010 MLL LEADERS

Points..... 52, M. Poskay, Bos.
 Goals..... 45, M. Poskay, Bos.
 Assists..... 25, R. Boyle, Bos.
 Two-Point Goals..... 11, K. Dixon, Che.
 Ground Balls..... 61, C. Eck, Bos.
 Shots on Goal..... 72, M. Poskay, Bos.
 Faceoff Percentage590, A. Smith, Was.
 Power-Play Goals 10, M. Poskay, Bos.
 Shorthanded Goals.....2, K. Dixon, Che.
 Game-Winning Goals 4, M. Poskay, Bos.
 Penalty Minutes..... 18, G. Snider, Tor.
 Saves..... 176, K. Turner, Bos.
 Goals Agst. Avg..... 11.5, D. Adams, L.I.

2010 MLL STANDINGS

Team	W	L	GB	PCT	GF	GA	H	A
Denver	8	4	-	.667	158	148	5-1	3-3
Boston	8	4	-	.667	174	141	5-1	3-3
Long Island	7	5	1	.583	141	139	4-2	3-3
Chesapeake	6	6	2	.500	161	158	3-3	3-3
Chicago	4	8	4	.333	157	171	3-3	1-5
Toronto	3	9	5	.250	132	166	1-5	2-4

2010 MLL PLAYOFFS

#1 Boston	Chesapeake (13-9)
#4 Chesapeake	Chesapeake (13-9)
#2 Denver	Long Island (16-12)
#3 Long Island	Chesapeake (13-9)

2010 MLL AWARDS

MVP..... Matt Poskay, Bos. Goalkeeper of the Year..... Kip Turner, Bos.
 Defensive Player of the Year.. Brodie Merrill, Tor. Coach of the Year Jim Mule, L.I.
 Offensive Player of the Year Matt Poskay, Bos. Most Improved Player..... Peet Poillon, Che.
 Sportsman of the Year Tim Goettelmann, L.I. Rookie of the Year Ned Crotty, Chi.

All-MLL Team

Attack: Matt Poskay (Boston), Mike Leveille (Chicago), Matt Danowski (Long Island)
Midfield: Paul Rabil (Boston), Peet Poillon (Chesapeake), Max Seibald (Denver)
Defense: Brodie Merrill (Toronto), Michael Evans (Chesapeake), Lee Zink (Denver), Matt Bocklet (Denver)
Goalkeeper: Drew Adams (Long Island)
Face-off Specialist: Alex Smith (Chesapeake)

2010 MLL TEAM STATISTICS

TEAM	GB	Shots	SPCT	SOG	Faceoffs	FOPCT
Boston	357	560	.311	367	178-332	.536
Chesapeake	324	578	.279	368	204-365	.559
Chicago	358	538	.292	334	181-367	.493
Denver	357	539	.293	328	166-352	.472
Long Island	361	508	.278	304	168-327	.514
Toronto	325	456	.289	302	148-333	.444

2010 MLL ATTENDANCE

TEAM	TOTAL	AVG
Denver	64,669	10,778
Boston	49,540	8,256
Chesapeake	26,474	4,412
Long Island	18,786	3,131
Toronto	16,379	2,729
Chicago	14,185	2,364
TOTALS:	190,033	5,278



2009

2009 MLL LEADERS

Points..... 53, P. Rabil, Bos.
 Goals..... 44, M. Thomson, Tor.
 Assists..... 23, R. Boyle, Bos.
 Two-Point Goals..... 10, K. Dixon, Che.
 Ground Balls..... 87, G. Snider, Tor.
 Shots on Goal..... 68, P. Rabil, Bos.
 Faceoff Percentage590, A. Smith, Was.
 Power-Play Goals 9, S. Berger, L.I.
 Shorthanded Goals..... 1, Several Players
 Game-Winning Goals ..3, B. Langtry, Den.
 Penalty Minutes..... 16:30, G. Snider, Tor.
 Saves..... 176, K. Turner, Bos.
 Goals Agst. Avg... 11.3, J. Schwartzman, Den.

2009 MLL STANDINGS

Team	W	L	GB	PCT	GF	GA	H	A
Denver	9	3	-	.750	166	138	4-2	5-1
Toronto	7	5	2	.583	184	172	4-2	3-3
Boston	6	6	3	.500	173	150	3-3	3-3
Long Island	6	6	3	.500	125	144	3-3	3-3
Washington	5	7	4	.417	148	175	2-4	3-3
Chicago	3	9	6	.250	159	176	2-4	1-5

2009 MLL PLAYOFFS

#1 Denver	Denver (11-10)
#4 Boston	Toronto (10-9)
#2 Toronto	Toronto (14-13)
#3 Long Island	Toronto (14-13)

2009 MLL AWARDS

MVP..... Paul Rabil, Bos. Goalkeeper of the Year.. Jesse Schwartzman, Den.
 Defensive Player of the Year.. Brodie Merrill, Tor. Coach of the Year Brian Reese, Den.
 Offensive Player of the Year Paul Rabil, Bos. Most Improved Player..... Chris Eck, Bos.
 Sportsman of the Year Tim Goettelmann, L.I. Rookie of the Year Dan Hardy, Den.

All-MLL Team

Attack: Merrick Thomson (Toronto), Kevin Leveille (Chicago), Brendan Mundorf (Denver)
Midfield: Paul Rabil (Boston), Kyle Dixon (Washington), Joe Walters (Toronto)
Defense: Brodie Merrill (Toronto), Kyle Sweeney (Boston), Lee Zink (Denver), Matt Bocklet (Denver)
Goalkeeper: Jesse Schwartzman (Denver)
Face-off Specialist: Alex Smith (Washington)

2009 MLL TEAM STATISTICS

TEAM	GB	Shots	SPCT	SOG	Faceoffs	FOPCT
Boston	377	566	.306	371	196-359	.546
Chicago	278	515	.309	334	169-362	.467
Denver	296	546	.304	336	135-348	.388
Long Island	377	463	.270	283	159-313	.508
Toronto	410	536	.343	365	199-398	.500
Washington	271	595	.249	379	217-370	.586

2009 MLL ATTENDANCE

TEAM	TOTAL	AVG
Denver	60,764	10,127
Boston	48,478	8,079
Washington	26,518	4,419
Long Island	25,822	4,303
Toronto	23,080	3,846
Chicago	15,414	2,569
TOTALS:	200,076	5,557



2008

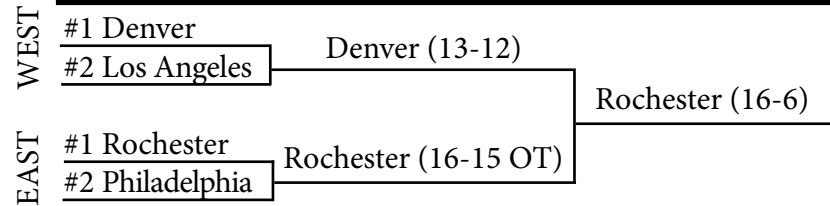
2008 MLL LEADERS

Points.....64, J. Grant Jr., Roc.
 Goals.....47, J. Grant Jr., Roc.
 Assists.....29, C. Gill, Was.
 Two-Point Goals..... 5, K. Dixon, Was.
 Ground Balls 100, P. Vlahakis, L.I.
 Shots on Goal.....93, J. Grant Jr., Roc.
 Faceoff Percentage630, A. Smith, Was.
 Power-Play Goals8, K. Leveille, Chi.
 Shorthanded Goals.....1, Several Players
 Game-Winning Goals 3, M. Poskay, Bos.
 Penalty Minutes..... 20:30, J. Reid, Roc.
 Saves..... 176, K. Turner, Bos.
 Goals Agst. Avg.....12.8, M. Jarboe, L.A.

2008 MLL STANDINGS

Western Conference								
Team	W	L	GB	PCT	GF	GA	H	A
Denver	8	4	-	.667	173	160	6-0	2-4
Los Angeles	7	5	1	.583	173	157	3-3	4-2
San Francisco	4	8	4	.333	149	173	2-4	2-4
Chicago	3	9	5	.250	158	168	3-3	0-6
Eastern Conference								
Team	W	L	GB	PCT	GF	GA	H	A
Rochester	9	3	-	.750	202	161	4-2	5-1
Philadelphia	7	5	2	.583	166	173	3-2	4-3
Boston	7	5	2	.583	182	166	4-3	3-2
New Jersey	6	6	3	.500	171	179	2-4	4-2
Long Island	5	7	4	.417	188	194	2-4	3-3
Washington	4	8	5	.333	156	187	2-4	2-4

2008 MLL PLAYOFFS



2008 MLL AWARDS

MVPJohn Grant Jr., Roc. Goalkeeper of the Year.....Mickey Jarboe, L.A.
 Defensive Player of the Year...Brodie Merrill, Tor. Coach of the Year Tony Resch, Phi.
 Offensive Player of the Year ...John Grant Jr., Roc. Most Improved Player.....Merrick Thomson, N.J.
 Sportsman of the Year Tom Zummo, Bos. Rookie of the Year Kevin Huntley, L.A.

All-MLL Team

Attack: John Grant, Jr. (Rochester), Kevin Leveille (Chicago), Merrick Thomson (New Jersey)
Midfield: Brian Langtry (Denver), Matt Striebel (Philadelphia), Joe Walters (Rochester)
Defense: Eric Martin (San Francisco), Brodie Merrill (Rochester), Kyle Sweeney (Philadelphia)
Goalkeeper: Mickey Jarboe (Los Angeles), Rob Scherr (New Jersey)
Face-off Specialist: Alex Smith (Rochester)

2008 MLL TEAM STATISTICS

TEAM	GB	Shots	SPCT	SOG	Faceoffs	FOPCT
Philadelphia	362	557	.298	366	180-386	.466
Boston	419	617	.295	421	176-393	.448
Chicago	417	498	.317	339	177-372	.476
Denver	378	526	.329	359	186-385	.483
Long Island	493	604	.311	383	250-429	.583
Los Angeles	415	617	.280	386	184-376	.489
New Jersey	403	528	.324	332	168-397	.423
Rochester	487	548	.369	401	250-399	.627
San Francisco	376	522	.285	342	199-368	.541
Washington	372	543	.287	362	174-387	.450

2008 MLL ATTENDANCE

TEAM	TOTAL	AVG
Denver	65,118	10,853
Boston	58,191	8,313
Washington	24,926	4,154
Los Angeles	21,885	3,647
Long Island	21,330	3,555
Philadelphia	17,573	3,514
Rochester	20,430	3,405
San Francisco	16,851	2,808
Chicago	13,116	2,186
New Jersey	11,522	1,920
TOTALS:	270,942	4,515



2007

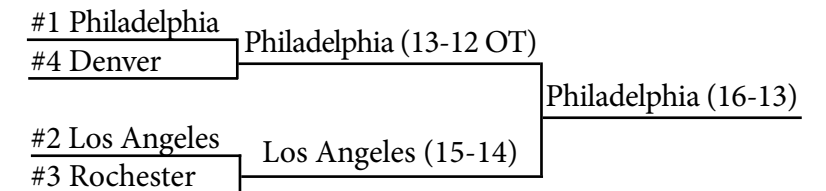
2007 MLL LEADERS

Points.....71, J. Grant Jr., Roc.
 Goals.....44, J. Grant Jr., Roc.
 Assists.....47, S. Ford, L.A.
 Two-Point Goals.....5, S. Lindsay, L.A.
 Ground Balls101, B. Merrill, Roc.
 Shots on Goal.....92, J. Grant Jr., Roc.
 Faceoff Percentage596, P. Vlahakis, L.I.
 Power-Play Goals7, K. Leveille, Chi.
 Shorthanded Goals.....1, Several Players
 Game-Winning Goals 4, R. Boyle, Phi.
 R. Colsey, Phi.
 Penalty Minutes..... 14:00, Z. Heffner, Chi.
 Saves.....207, C. Garrity, Was.
 Goals Agst. Avg.....11.1, M. Jarboe, L.A.

2007 MLL STANDINGS

Western Conference								
Team	W	L	GB	PCT	GF	GA	H	A
Los Angeles	9	3	-	.750	190	138	6-0	3-3
Denver	7	5	2	.583	190	174	5-1	2-4
San Francisco	4	8	5	.333	157	180	3-3	1-5
Chicago	3	9	6	.250	162	218	3-3	0-6
Eastern Conference								
Team	W	L	GB	PCT	GF	GA	H	A
Rochester	9	3	-	.750	208	153	5-1	4-2
Philadelphia	9	3	-	.750	175	139	6-0	3-3
Long Island	5	7	4	.417	156	162	4-2	1-5
Boston	5	7	4	.417	169	179	3-3	2-4
Washington	5	7	4	.417	134	190	2-4	3-3
New Jersey	4	8	5	.333	155	163	3-3	1-5

2007 MLL PLAYOFFS



2007 MLL AWARDS

MVPJohn Grant Jr., Roc. Goalkeeper of the Year.....Brian Dougherty, Phi.
 Defensive Player of the Year...Brodie Merrill, Tor. Coach of the YearJohn Tucker, L.A.
 Offensive Player of the Year ...John Grant Jr., Roc. Most Improved Player..... Spencer Ford, L.A.
 Sportsman of the YearGreg Bice, L.A. Rookie of the YearAlex Smith, Roc.

All-MLL Team

Attack: Ryan Boyle (Philadelphia), Spencer Ford (Los Angeles), John Grant, Jr. (Rochester)
Midfield: Kyle Dixon (Washington), Sean Lindsay (Los Angeles), Matt Striebel (Philadelphia)
Defense: Brodie Merrill (Rochester), Brian Spallina (Philadelphia), Kyle Sweeney (Philadelphia)
Goalkeeper: Brian Dougherty (Philadelphia)
Face-off Specialist: Alex Smith (Rochester)

2007 MLL TEAM STATISTICS

TEAM	GB	Shots	SPCT	SOG	Faceoffs	FOPCT
Boston	415	564	.341	.605	184-392	.469
Chicago	421	512	.348	.680	203-427	.475
Denver	347	581	402	.692	223-419	.532
Long Island	426	561	.359	.640	212-366	.579
Los Angeles	413	638	.404	.633	192-372	.516
New Jersey	396	556	.347	.624	150-364	.412
Philadelphia	394	557	.365	.655	193-358	.539
Rochester	471	596	.429	.720	233-415	.561
San Francisco	411	512	.346	.676	181-385	.470
Washington	374	538	.327	.608	165-371	.445

2007 MLL ATTENDANCE

TEAM	TOTAL	AVG
Denver	63,552	10,592
Boston	51,551	8,591
Long Island	26,588	4,431
Rochester	23,563	3,927
Los Angeles	21,799	3,633
San Francisco	18,752	3,125
Washington	16,879	2,813
New Jersey	15,883	2,647
Philadelphia	13,756	2,292
Chicago	13,460	2,243
TOTALS:	265,783	4,429



2006

2006 MLL LEADERS

Points.....	62, C. Gill, Bos.
Goals.....	38, M. Brown, Den.
Assists.....	33, C. Gill, Bos.
Two-Point Goals.....	8, J. Sonke, Den.
Ground Balls.....	101, A. Corno, N.J.
Shots on Goal.....	78, M. Millon, Bal.
Faceoff Percentage602, P. Vlahakis, L.I.
Power-Play Goals	7, M. Millon, Bal. M. Alrich, S.F.
Shorthanded Goals.....	2, J. Grant Jr., Roc.
Game-Winning Goals	4, B. Prager, Phi. R. Colsey, Phi.
Penalty Minutes.....	10:30, J. Grant Jr., Roc.
Saves.....	228, T. Johnson, L.A.
Goals Agst. Avg.....	11.4, C. Cattrano, L.I.

2006 MLL STANDINGS

Western Conference								
Team	W	L	PTS	PCT	GF	GA	H	A
Denver	10	2	20	.833	197	148	4-2	6-0
San Francisco	7	5	14	.583	179	170	3-3	4-2
Los Angeles	6	6	12	.500	148	150	2-4	4-2
Chicago	0	12	0	.000	126	196	0-6	0-6
Eastern Conference								
Team	W	L	PTS	PCT	GF	GA	H	A
Philadelphia	10	2	20	.833	172	136	5-1	5-1
Boston	8	4	16	.667	177	162	5-1	3-3
Long Island	5	7	10	.417	147	139	3-3	2-4
New Jersey	5	7	10	.417	169	166	4-2	1-5
Rochester	5	7	10	.417	152	159	4-2	1-5
Baltimore	4	8	8	.333	156	197	4-2	0-6

2006 MLL PLAYOFFS

#1 Denver	Denver (23-14)
#4 San Francisco	Philadelphia (23-12)
#2 Boston	Philadelphia (17-12)
#3 Philadelphia	

2006 MLL AWARDS

MVP	Ryan Powell, S.F.	Goalkeeper of the Year.....	Brian Dougherty, Phi.
Defensive Player of the Year...	Brodie Merrill, Tor.	Coach of the Year	Tony Resch, Phi.
Offensive Player of the Year	Ryan Powell, S.F.	Most Improved Player.....	John Christmas, Bos.
Sportsman of the Year.....	Michael Culver, Chi.	Rookie of the Year	Matt Ward, Bal.

MLL All-Star Team

Attack: Conor Gill (Bos.), John Grant Jr. (Roc.), Jesse Hubbard (N.J.), Kevin Leveille (Chi.), Mark Millon (Was.)
Midfield: Mike Battista (Bos.), **Chris Cercy (Den.)**, Dan Cocchi (L.A.), Andy Corno (N.J.), Adam Doneger (N.J.), Chris Fiore (Bos.), Mike Law (Den.), Chris Rotelli (S.F.), **Josh Sims (Den.)**, **Jeff Sonke (Den.)**
Defense: Ryan McClay (N.J.), Brodie Merrill (Roc.), Shawn Nadelen (Was.), Chris Passavia (Bos.), Brian Spallina (Phi.)
Goalkeepers: Greg Cattrano (L.I.), Tillman Johnson (L.A.)

2006 MLL TEAM STATISTICS

TEAM	GB	Shots	SPCT	SOG	Faceoffs	FOPCT
Baltimore	394	606	.257	355	198-400	.495
Boston	433	554	.319	352	199-385	.517
Chicago	400	537	.235	365	171-362	.472
Denver	361	648	.304	454	203-400	.508
Long Island	504	561	.262	353	198-332	.596
Los Angeles	344	615	.241	395	178-340	.524
New Jersey	396	639	.264	396	197-385	.512
Philadelphia	341	563	.306	369	152-354	.429
Rochester	422	537	.283	348	163-356	.458
San Francisco	376	541	.331	387	196-393	.499

2006 MLL ATTENDANCE

TEAM	TOTAL	AVG
Denver	69,806	11,634
Boston	35,417	5,902
Los Angeles	25,188	4,198
Rochester	23,620	3,936
San Francisco	20,286	3,381
New Jersey	19,045	3,174
Long Island	18,811	3,135
Baltimore	17,841	2,973
Philadelphia	14,488	2,414
Chicago	13,212	2,202
TOTALS:	257,714	4,295



2005

2005 MLL LEADERS

Points.....	64, G. Gait, Bal.
Goals.....	43, G. Gait, Bal.
Assists.....	34, C. Gill, Bos.
Two-Point Goals.....	9, M. Frye, Bal.
Ground Balls.....	94, P. Cantabene, Bal.
Shots on Goal.....	90, M. Millon, Bal.
Faceoff Percentage602, P. Vlahakis, L.I.
Power-Play Goals	9, K. Leveille, Bal.
Shorthanded Goals.....	2, M. Millon, Bal.
Game-Winning Goals	4, K. Leveille, Bal.
Penalty Minutes.....	14:00, L. Zink, Bal. R. Curtis, Bos.
Saves.....	223, C. Garrity, Bos.
Goals Agst. Avg.....	12.4, C. Garrity, Bos.

2005 MLL STANDINGS

American Division								
Team	W	L	PTS	PCT	GF	GA	H	A
Boston	10	2	20	.833	191	151	5-2	5-0
Long Island	4	8	8	.333	174	180	2-3	2-5
Philadelphia	4	8	8	.333	153	186	1-5	3-3
National Division								
Team	W	L	PTS	PCT	GF	GA	H	A
Baltimore	10	2	20	.833	227	150	4-1	6-1
Rochester	6	6	12	.500	173	185	3-4	3-2
New Jersey	2	10	4	.167	140	206	0-6	2-4

2005 MLL PLAYOFFS

#1 Baltimore	Baltimore (20-13)
#2 Rochester	Baltimore (15-9)
#1 Boston	Long Island (19-14)
#2 Long Island	

2005 MLL AWARDS

CO-MVPS.....	Gary Gait, Bal./Mark Millon, Bos.	Goalkeeper of the Year.....	Chris Garrity, Bos.
Defensive Player of the Year...	Nicky Polanco, L.I.	Coach of the Year	Scott Hiller, Bos.
Offensive Player of the Year ...	Casey Powell, Roc.	Most Improved Player.....	Andrew Combs, Roc.
Sportsman of the Year	Pat McCabe, L.I.	Rookie of the Year	Brodie Merrill, Bal.

All-MLL Team

Attack: Gary Gait (Baltimore), Mark Millon (Boston), Casey Powell (Rochester)
Midfield: Chris Fiore (Boston), Mark Frye (Baltimore), Blake Miller (Long Island)
Defense: Shawn Nadelen (Baltimore), Chris Passavia (Boston), Nicky Polanco (Long Island)
Goalkeeper: Chris Garrity (Boston)
Face-off Specialist: Paul Cantabene (Baltimore)

2005 MLL TEAM STATISTICS

TEAM	GB	Shots	SPCT	SOG	Faceoffs	FOPCT
Baltimore	493	660	0.344	438	244-420	.581
Boston	458	611	0.313	397	192-382	.503
Long Island	443	577	0.302	396	168-399	.421
New Jersey	380	593	0.236	346	169-334	.506
Philadelphia	342	521	0.294	335	180-376	.479
Rochester	414	571	0.303	382	196-392	.500

2005 MLL ATTENDANCE

TEAM	TOTAL	AVG
Boston	39,508	5,644
Baltimore	24,188	4,837
New Jersey	25,011	4,168
Long Island	19,355	3,871
Rochester	27,019	3,859
Philadelphia	17,959	2,993
TOTALS:	153,040	4,251



2004

2004 MLL LEADERS

Points.....66, C. Gill, Bos.
 Goals.....46, B. Miller, Phi.
 Assists.....40, C. Gill, Bos.
 Two-Point Goals..... 9, R. Colsey, Phi.
 Ground Balls..... 154, P. Cantabene, Bal.
 Shots on Goal..... 91, M. Millon, Bal.
 Faceoff Percentage .. .622, P. Cantabene, Bal.
 Power-Play Goals7, K. Leveille, Bal.
 J. Sonke, Bal.
 Shorthanded Goals.....2, B. Miller, Phi.
 M. Millon, Bal.
 Game-Winning Goals 3, J. Sonke, Bal.
 Penalty Minutes.....15:30, J. Jalbert, L.I.
 Saves.....233, G. Cattrano, Phi.
 Goals Agst. Avg..... 12.6, T. Johnson, Roc.

2004 MLL STANDINGS

American Division

Team	W	L	PTS	PCT	GF	GA	H	A
Boston	7	4	15	.625	216	228	4-3	3-1
Philadelphia	7	5	14	.583	203	191	3-3	4-2
Long Island	4	6	8	.400	150	161	1-3	3-3

National Division

Team	W	L	PTS	PCT	GF	GA	H	A
Baltimore	7	4	15	.625	201	185	1-4	6-0
Rochester	7	4	14	.636	194	155	4-2	3-2
New Jersey	1	10	2	.091	155	199	0-5	1-5

2004 MLL PLAYOFFS

Baltimore	Baltimore (24-16)	
Boston		Philadelphia (13-11)
Philadelphia	Philadelphia (18-17 OT)	
Rochester		

2004 MLL AWARDS

MVPConor Gill, Bos. Goalkeeper of the Year..... Greg Cattrano, Bal.
 Defensive Player of the Year...Nicky Polanco, L.I. Coach of the YearSal LoCascio, Phi.
 Offensive Player of the YearBlake Miller, Phi. Rookie of the Year Ryan Boyle, Phi.
 Sportsman of the YearKevin Finneran, Phi.

All-MLL Team

Attack: Conor Gill (Boston), Ryan Powell (Rochester), Mark Millon (Baltimore)

Midfield: Blake Miller (Philadelphia), Gary Gait (Baltimore), Jay Jalbert (Long Island)

Defense: Nicky Polanco (Long Island), John Gagliardi (Long Island), John Glatzel (Rochester)

Goal: Greg Cattrano (Philadelphia)

Face-Off Specialist: Paul Cantabene (Baltimore)

2004 MLL TEAM STATISTICS

TEAM	GB	Shots	SPCT	SOG	Faceoffs	FOPCT
Baltimore	528	714	.282	465	265-433	.612
Boston	400	628	.344	459	256-505	.507
Long Island	358	483	.311	328	136-301	.452
New Jersey	347	538	.288	368	163-376	.434
Philadelphia	394	605	.336	419	211-462	.457
Rochester	441	601	.323	431	181-387	.468

2004 MLL ATTENDANCE

TEAM	TOTAL	AVG
Boston	39,766	5,680
Rochester	31,242	5,207
Baltimore	25,948	4,324
New Jersey	16,177	3,235
Long Island	9,387	2,346
Philadelphia	13,875	2,312
TOTALS:	136,395	4,011



2003

2003 MLL LEADERS

Points..... 70, C. Powell, Roc.
 Goals..... 50, J. Hubbard, N.J.
 Assists.....40, C. Gill, Bos.
 Two-Point Goals..... 11, M. Regan, Bos.
 Faceoff Percentage540, C. Cercy, L.I.
 Power-Play Goals8, A. Doneger, Roc.
 Hat Tricks 11, J. Hubbard, N.J.
 Save Percentage582, B. Dougherty, L.I.
 Goals Agst. Avg..... 12.9, B. Dougherty, L.I.

2003 MLL STANDINGS

American Division

Team	W	L	PCT	PF	PA	H	A	DIV
Long Island	10	3	.769	177	155	3-1	5-2	3-1
Boston	7	6	.538	201	190	4-3	3-2	3-1
Bridgeport	1	11	.083	188	254	0-6	1-5	0-4

National Division

Team	W	L	PCT	PF	PA	H	A	DIV
Baltimore	8	5	.615	178	166	3-3	4-1	4-0
New Jersey	7	6	.538	197	177	4-2	3-3	2-2
Rochester	5	7	.417	202	201	2-4	3-3	0-4

2003 MLL PLAYOFFS

Baltimore	Baltimore (15-13)	
New Jersey		Long Island (15-14)
Long Island	Long Island (20-14)	
Boston		

2003 MLL AWARDS

MVP Jay Jalbert, L.I. Goalkeeper of the Year.....Brian Dougherty, L.I.
 Defensive Player of the Year.....Ryan Curtis Bos. Coach of the Year Ted Georgalis, N.J.
 Offensive Player of the YearMark Millon, Bal. Rookie of the YearAdam Doneger, Roc.

2003 MLL TEAM STATISTICS

TEAM	GB	Shots	SPCT	2PG	Faceoffs	FOPCT
Baltimore	474	512	.326	11	182-362	.503
Boston	422	639	.294	13	192-407	.472
Long Island	466	525	.330	4	189-358	.528
New Jersey	398	644	.295	7	210-390	.538
Bridgeport	530	623	.279	15	225-466	.483
Rochester	461	607	.321	8	207-427	.485

2003 MLL ATTENDANCE

TEAM	TOTAL	AVG
Boston	30,674	4,382
Rochester	23,013	3,836
Long Island	14,100	3,525
Bridgeport	18,222	3,037
Baltimore	14,824	2,471
New Jersey	12,010	2,402
TOTALS:	112,843	3,319



2002

2002 MLL LEADERS

Points..... 68, C. Powell, L.I.
 Goals..... 54, J. Hubbard, N.J.
 Assists..... 30, C. Powell, L.I.
 Two-Point Goals..... 7, M. Regan, Bos.
 R. Colsey, Bri.
 Faceoff Percentage552, C. Cercy, Roc.
 Power-Play Goals 9, M. Millon, Bal.
 Hat Tricks 12, J. Hubbard, N.J.
 Save Percentage613, G. Cattrano, Bal.
 Goals Agst. Avg..... 12.0, B. Dougherty, Roc.

2002 MLL STANDINGS

American Division

Team	W	L	PCT	PF	PA	H	A	DIV
Long Island	10	6	.625	265	228	4-3	5-2	4-4
Boston	7	8	.467	228	241	2-5	5-2	6-2
Bridgeport	3	11	.214	181	235	1-6	2-5	0-4

National Division

Team	W	L	PCT	PF	PA	H	A	DIV
Baltimore	12	4	.750	246	194	5-3	5-1	7-1
New Jersey	7	8	.467	213	238	4-3	3-4	2-6
Rochester	6	8	.429	173	180	3-4	3-4	3-5

2002 MLL PLAYOFFS

Baltimore	Baltimore (15-10)	
Boston		Baltimore (21-13)
Long Island	Long Island (19-11)	
New Jersey		

2002 MLL AWARDS

MVP Greg Cattrano, Bal. Goalkeeper of the Year Greg Cattrano, Bal.
 Defensive Player of the Year... Christian Cook N.J. Coach of the Year Scott Hiller, Bos.
 Offensive Player of the Year Mark Millon, Bal. Rookie of the Year Conor Gill, Bos.

2002 MLL TEAM STATISTICS

TEAM	GB	Shots	SPCT	2PG	Faceoffs	FOPCT
Baltimore	515	592	.348	4	210-419	.501
Boston	472	688	.281	25	213-448	.475
Long Island	527	655	.341	6	205-440	.466
New Jersey	615	705	.272	10	227-444	.511
Bridgeport	500	618	.277	10	222-444	.500
Rochester	504	615	.276	3	215-389	.553

2002 MLL ATTENDANCE

TEAM	TOTAL	AVG
Rochester	31,319	4,476
Boston	24,657	4,110
Long Island	25,675	3,668
Bridgeport	21,657	3,610
Baltimore	26,981	3,373
New Jersey	18,058	3,010
TOTALS:	148,347	3,709



2001

2001 MLL LEADERS

Points..... 63, R. Powell, Roc.
 Goals..... 44, J. Hubbard, N.J.
 Assists..... 39, J. Hess, N.J.
 Two-Point Goals..... 6, D. Evans, Bos.
 Faceoff Percentage580, A. Towers, Bos.
 Power-Play Goals 7, R. Colsey, Bri.
 Hat Tricks 9, M. Millon, Bal.
 Save Percentage585, G. Cattrano, Bal.
 Goals Agst. Avg..... 11.7, B. Dougherty, Roc.

2001 MLL STANDINGS

American Division

Team	W	L	PCT	PF	PA	H	A	DIV
Long Island	12	4	.750	244	219	5-2	5-2	7-1
Boston	3	12	.200	194	233	2-5	1-6	3-5
Bridgeport	3	11	.214	190	216	2-5	1-6	2-6

National Division

Team	W	L	PCT	PF	PA	H	A	DIV
Baltimore	11	5	.688	218	198	6-1	4-3	5-3
Rochester	8	7	.533	197	172	4-3	4-3	4-4
New Jersey	8	6	.571	197	199	4-3	4-3	3-5

2001 MLL PLAYOFFS

Baltimore	Baltimore (12-11)	
Boston		Long Island (15-11)
Long Island	Long Island (13-12)	
Rochester		

2001 MLL AWARDS

MVP Ryan Powell, Roc. Goalkeeper of the Year Greg Cattrano, Bal.
 Defensive Player of the Year..... Rob Doerr, Bal. Coach of the Year John DeTomasso, L.I.
 Offensive Player of the Year ..John Grant, Jr. Roc. Rookie of the Year Keith Cromwell, Bri.

2001 MLL TEAM STATISTICS

TEAM	GB	Shots	SPCT	2PG	Faceoffs	FOPCT
Baltimore	414	592	.323	4	209-384	.544
Boston	457	565	.308	9	201-415	.484
Long Island	470	626	.340	3	182-419	.434
New Jersey	469	577	.329	7	211-417	.506
Bridgeport	399	578	.318	6	198-417	.474
Rochester	497	567	.333	7	218-388	.562

2001 MLL ATTENDANCE

TEAM	TOTAL	AVG
Rochester	40,539	5,791
Baltimore	29,093	4,156
Boston	27,342	3,906
Long Island	26,756	3,822
Bridgeport	20,059	2,866
New Jersey	18,983	2,712
TOTALS:	162,772	3,876



MLL CAREER RECORDS (THROUGH 2010 SEASON)

<u>Games Played</u>			<u>Points</u>		
Rk.	Player	Games	Rk.	Player	Pts.
1	Tim Goettelmann	132	1	Casey Powell	388
2	Matt Striebel	121	2	Ryan Powell	371
3	Nate Watkins	118	3	Conor Gill	360
4	Brian Dougherty	105	4	Mark Millon	356
5	Keith Cromwell	103	5	Jesse Hubbard	352
	Scott Urick	103	6	Tim Goettelmann	344
6	Blake Miller	101	7	John Grant, Jr.	325
7	Chris Schiller	98	8	Ryan Boyle	307
9	Jeff Sonke	97	9	Kevin Leveille	291
10	John Gagliardi	96	10	Scott Urick	281
<u>Goals</u>			<u>Game-Winning Goals</u>		
Rk.	Player	Goals	Rk.	Player	Goals
1	Tim Goettelmann	251	1	Tim Goettelmann	14
2	Jesse Hubbard	247	2	Roy Colsey	12
3	Mark Millon	239	3	Mark Millon	11
4	Scott Urick	238	4	John Grant, Jr.	9
5	Kevin Leveille	227		Jeff Sonke	9
6	John Grant, Jr.	205		Kevin Leveille	9
7	Casey Powell	197	7	Tom Marechek	8
8	Blake Miller	193		Matt Poskay	8
9	Ryan Powell	190	9	Casey Powell	7
10	Tom Marechek	183		Jesse Hubbard	7
<u>2-Point Goals</u>			<u>Ground Balls</u>		
Rk.	Player	Goals	Rk.	Player	GB
1	Roy Colsey	33	1	Paul Cantabene	538
2	Kyle Dixon	28	2	Brodie Merrill	442
3	Mike Regan	25	3	Doug Shanahan	426
4	Jeff Sonke	24	4	Ryan McClay	379
5	Mark Frye	21	5	Jay Jalbert	353
6	John Grant, Jr.	18	6	David Jenkins	349
7	David Evans	17		Peter Vlahakis	349
8	Jesse Hubbard	16	8	Chris Schiller	335
	Brian Langtry	16	9	Ryan Mollett	312
10	Keith Cromwell	15	10	John Gagliardi	306
	Josh Simms	15			
	Adam Doneger	15			
<u>Assists</u>			<u>Faceoff Attempts</u>		
Rk.	Player	Ast.	Rk.	Player	FOA
1	Conor Gill	211	1	Chris Cercy	1,876
2	Casey Powell	186	2	Paul Cantabene	1,861
3	Ryan Powell	180	3	Peter Vlahakis	1,756
4	Ryan Boyle	177	4	Doug Shanahan	1,620
5	Keith Cromwell	123	5	David Jenkins	1,547
6	Mark Millon	113	6	Anthony Kelly	1,469
7	Spencer Ford	102	7	Geoff Snider	1,353
	John Grant, Jr.	102	8	Tim Booth	1,176
9	Jon Hess	100	9	Andy Corno	1,076
10	Brian Langtry	93	10	Peter Inge	1,073



<u>Faceoff Wins</u>			<u>Saves</u>		
Rk.	Player	FOW	Rk.	Player	Saves
1	Paul Cantabene	1,015	1	Brian Dougherty	1752
2	Peter Vlahakis	1,010	2	Chris Garrity	1377
3	Chris Cercy	981	3	Greg Cattrano	1325
4	Doug Shanahan	820	4	Trevor Tierney	859
5	Alex Smith	861	5	Mike Gabel	756
6	David Jenkins	767	6	Rob Scherr	715
7	Anthony Kelly	753	7	Mike Levin	703
8	Geoff Snider	689	8	Tillman Johnson	631
9	Andy Corno	570	9	Jesse Schwartzman	519
10	Tim Booth	561	10	Kip Turner	438
<u>Penalty Minutes</u>			<u>Save Pct. (Min. 1,000 minutes played)</u>		
Rk.	Player	PIM	Rk.	Player	Pct.
1	Brian Spallina	97	1	Tillman Johnson	.590
2	Eric Martin	74	2	Brian Dougherty	.579
3	Nicky Polanco	69	3	Greg Cattrano	.576
4	Ryan Curtis	64	4	Mickey Jarboe	.562
5	Jay Jalbert	62		Rob Scherr	.562
6	Chris Schiller	60	6	Kip Turner	.554
7	Jack Reid	59	7	Chris Garrity	.549
8	Chris Passavia	54	8	Mike Levin	.548
9	Lee Zink	52		Brian Carcaterra	.548
10	John Gagliardi	47	10	Jesse Schwartzman	.543
<u>GOALIE RECORDS</u>					
<u>Games Played</u>			<u>Goals Against Avg. (Min. 1,000 minutes played)</u>		
Rk.	Player	GP	Rk.	Player	GAA
1	Brian Dougherty	105	1	Mickey Jarboe	11.93
2	Chris Garrity	82	2	Jesse Schwartzman	12.39
3	Greg Cattrano	74	3	Brian Dougherty	12.84
4	Trevor Tierney	58	4	Kip Turner	12.85
5	Mike Levin	53	5	Greg Cattrano	13.35
6	Mike Gabel	51	6	Mike Levin	13.75
7	Rob Scherr	47	7	Rob Scherr	13.62
8	Jesse Schwartzman	40	8	Steve Koudelka	13.79
9	Jake Coon	35	9	Tillman Johnson	13.84
10	Nick Murtha	34	10	Brian Carcaterra	14.22
	Kip Turner	34			
<u>Minutes Played</u>			<u>Goalkeeper Wins</u>		
Rk.	Player	Min.	Rk.	Player	W
1	Brian Dougherty	5,945	1	Brian Dougherty	60
2	Chris Garrity	4,808	2	Chris Garrity	44
3	Greg Cattrano	4,387	3	Greg Cattrano	42
4	Trevor Tierney	3,140	4	Trevor Tierney	33
5	Mike Gabel	2,629	5	Mike Levin	26
6	Mike Levin	2,594		Jesse Schwartzman	26
7	Rob Scherr	2,458	7	Rob Scherr	18
8	Jesse Schwartzman	2,111		Tillman Johnson	18
9	Tillman Johnson	1,899	9	Mickey Jarboe	16
10	Kip Turner	1,643		Brian Carcaterra	16
				Kip Turner	16



MLL SINGLE-SEASON INDIVIDUAL RECORDS

GOALS SCORED

Goals	Player	Team	Season
54	Jesse Hubbard	NJ	2002
50	Jesse Hubbard	NJ	2003
47	John Grant, Jr.	ROC	2008
46	Blake Miller	PHI	2004
45	Matt Poskay	BOS	2010
	Mark Millon	BAL	2003
44	Merrick Thomson	TOR	2009
	John Grant, Jr.	ROC	2007
	Mark Millon	BAL	2002
	Jesse Hubbard	NJ	2001

Goals by a Rookie

Goals	Player	Team	Season
30	Kevin Huntley	LA	2008
26	Adam Doneger	ROC	2003
25	Matt Poskay	BOS	2006
24	Paul Rabil	BOS	2008
23	Steven Brooks	CHI	2008
	Matt Ward	BAL	2006
22	Brendan Mundorf	DEN	2006
21	Joe Yevoli	SF	2006
20	Mike Springer	BRI	2003
	Conor Gill	BOS	2002

Goals by a Midfielder

Goals	Player	Team	Season
46	Blake Miller	PHI	2004
34	Matt Poskay	BOS	2008
33	Paul Rabil	BOS	2009
32	Joe Walters	ROC	2008
	Gary Gait	BAL	2004
	Jay Jalbert	LI	2003
	Jay Jalbert	LI	2002
31	Matt Striebel	PHI	2008
	Mike Law	DEN	2006
30	Jay Jalbert	LI	2004
	Gary Gait	BAL	2003
	Gary Gait	LI	2001
	Greg Traynor	LI	2001

Goals by an Attackman

Goals	Player	Team	Season
54	Jesse Hubbard	NJ	2002
50	Jesse Hubbard	NJ	2003
47	John Grant, Jr.	ROC	2008
45	Matt Poskay	BOS	2010
	Mark Millon	BAL	2003
44	Merrick Thomson	TOR	2009
	John Grant, Jr.	ROC	2007
	Mark Millon	BAL	2002
	Jesse Hubbard	NJ	2001
42	Merrick Thomson	NJ	2008
	Gary Gait	BAL	2005

2-POINT GOALS

2PG	Player	Team	Season
11	Kyle Dixon	CHE	2010
	Mark Frye	BAL	2005
	Mike Regan	BOS	2003
10	Kyle Dixon	WAS	2009
8	Paul Rabil	BOS	2009
	Jeff Sonke	DEN	2006
7	Matt Danowski	LI	2011
	Josh Sims	DEN	2006
	Roy Colsey	BPT	2002
	Mike Regan	BOS	2002

2-Point Goals by a Rookie

2PG	Player	Team	Season
4	Grant Catalino	ROC	2011
3	Steven Brooks	CHI	2008
	Paul Rabil	BOS	2008
	Matt Danowski	NJ	2008
	Mike Springer	BRI	2003
	Scott Doyle	BOS	2001
2	Max Seibald	DEN	2009
	Jake Byrne	SF	2007
	Matt Ward	BAL	2006
	Adam Doneger	ROC	2003
	Don Little	BOS	2002

ASSISTS

Assists	Player	Team	Season
47	Spencer Ford	LA	2007
40	Conor Gill	BOS	2004
	Conor Gill	BOS	2003
39	Jon Hess	NJ	2001
34	Conor Gill	BOS	2005
33	Conor Gill	BOS	2006
32	Jon Hess	NJ	2003
	Casey Powell	ROC	2003
31	Ryan Boyle	PHI	2007
	Ryan Powell	ROC	2001

Assists by a Rookie

Assists	Player	Team	Season
28	Ryan Boyle	PHI	2004
18	Mike Leveille	CHI	2008
16	Conor Gill	BOS	2002
15	Sean Morris	CHI	2006
14	Matt Danowski	NJ	2008
	Drew Westervelt	DEN	2007
	Joe Yevoli	SF	2006
12	Nate Watkins	ROC	2002
13	Ned Crotty	CHI	2010
11	Jeremy Boltus	HAM	2011



TOTAL POINTS

Points	Player	Team	Season
71	John Grant, Jr.	ROC	2007
70	Casey Powell	ROC	2003
68	Mark Millon	BAL	2003
	Casey Powell	ROC	2002
67	Conor Gill	BOS	2004
	Jesse Hubbard	NJ	2002
64	John Grant, Jr.	ROC	2008
	Jesse Hubbard	NJ	2003
63	Gary Gait	BAL	2005
	Conor Gill	BOS	2003
	Mark Millon	BAL	2002
	Ryan Powell	ROC	2001

Points by a Rookie

Points	Player	Team	Season
45	Ryan Boyle	PHI	2004
36	Matt Danowski	NJ	2008
	Mike Leveille	CHI	2008
	Conor Gill	BOS	2002
35	Steven Brooks	CHI	2008
	Kevin Huntley	LA	2008
	Joe Yevoli	SF	2006
34	Paul Rabil	BOS	2008
	Drew Westervelt	DEN	2007
33	Matt Ward	BAL	2006

SHOTS

Shots	Player	Team	Season
184	Jesse Hubbard	NJ	2002
157	Jesse Hubbard	NJ	2003
143	Mark Millon	BAL	2004
138	Mark Millon	BOS	2005
131	Mark Millon	BAL	2003
130	Jay Jalbert	NJ	2002
128	Mark Millon	BAL	2006
127	Paul Rabil	BOS	2011
	John Grant, Jr.	ROC	2007
120	Casey Powell	ROC	2004

GROUND BALLS

GB	Player	Team	Season
156	Paul Cantabene	BAL	2004
105	Jay Jalbert	LI	2003
101	Brodie Merrill	ROC	2007
	Andy Corno	NJ	2006
100	Peter Vlahakis	LI	2008
97	Peter Jacobs	NJ	2001
95	Brodie Merrill	ROC	2006
	Peter Jacobs	NJ	2002
94	Alex Smith	ROC	2008
	Paul Cantabene	BAL	2005

FACE-OFFS

Wins	Player	Team	Season
249	Alex Smith	ROC	2008
244	Peter Vlahakis	LI	2008
238	Paul Cantabene	BAL	2004
217	Alex Smith	WAS	2009
215	Chris Cercy	ROC	2001
212	Chris Cercy	ROC	2002
208	Paul Cantabene	BAL	2005
196	Alex Smith	CHE	2010
196	Chris Eck	BOS	2009
196	David Jenkins	BOS	2002

Face-Off Win Percentage

FO%	Player	Team	Season
.633	Paul Cantabene	BAL	2004
.630	Alex Smith	ROC	2008
.602	Peter Vlahakis	LI	2006
.596	Peter Vlahakis	LI	2007
.595	Chris Eck	BOS	2011
.590	Alex Smith	WAS	2009
.590	Alex Smith	CHE	2010
.587	Peter Vlahakis	LI	2008
.584	Paul Cantabene	BAL	2005
.580	Andy Towers	BOS	2001

GOALKEEPERS

Save Percentage

Pct.	Player	Team	Season
.640	Tillman Johnson	ROC	2004
.627	Brian Dougherty	PHI	2006
.615	Jordan Burke	BOS	2011
.613	Greg Cattrano	BAL	2002
.613	Tillman Johnson	LA	2006
.599	Mike Levin	ROC	2006
.599	Rob Scherr	NJ	2008
.596	Chris Garrity	BOS	2005
.595	Kip Turner	BOS	2010
.593	Brian Dougherty	LI	2004
.593	Mike Gabel	CHI	2006

Saves

Saves	Player	Team	Season
267	Brian Dougherty	LI	2004
263	Greg Cattrano	BAL	2002
234	Greg Cattrano	BAL	2001
232	Greg Cattrano	PHI	2004
228	Tillman Johnson	LA	2006
217	Chris Garrity	BOS	2005
216	Brian Dougherty	ROC	2001
212	Brian Dougherty	PHI	2006
207	Chris Garrity	WASH	2007
206	Greg Cattrano	BAL	2003

Goals Against Average

GAA	Player	Team	Season
9.87	Jesse Schwartzman	DEN	2011
10.60	Jordan Burke	BOS	2011
11.12	Mickey Jarboe	LA	2007
11.28	Jesse Schwartzman	DEN	2009
11.34	Greg Cattrano	LI	2006
11.46	Scott Rodgers	HAM	2011
11.53	Drew Adams	LI	2010
11.60	Brian Dougherty	PHI	2006
11.66	Brian Dougherty	ROC	2001
11.70	Kip Turner	BOS	2010



MLL SINGLE-SEASON TEAM RECORDS

SCORING

Goals	Team	Season	Assists	Team	Season
227	Baltimore	2005	130	Rochester	2008
	Long Island	2002	129	Rochester	2007
215	Boston	2004	113	Baltimore	2005
213	Long Island	2001	112	Philadelphia	2004
208	Rochester	2007	110	Los Angeles	2007
206	Rochester	2004	108	Toronto	2009
	Baltimore	2002	104	New Jersey	2006
203	Philadelphia	2004	104	Rochester	2006
202	Rochester	2008	103	Long Island	2002
201	Baltimore	2004		Boston	2005
				Baltimore	2004
Goals Against					
Goals	Team	Season	SPECIAL TEAMS		
123	Denver	2011	Power-Play Goals		
133	Boston	2011	PPG	Team	Season
136	Philadelphia	2006	34	Rochester	2007
138	Denver	2009	32	Rochester	2003
	Los Angeles	2007	30	Boston	2004
139	Long Island	2010	27	Boston	2005
	Philadelphia	2007		Rochester	2003
	Long Island	2006	25	Baltimore	2004
140	Long Island	2011		Bridgeport	2001
141	Boston	2010	24	Philadelphia	2008
			23	Baltimore	2005
				Long Island	2002
2-Point Goals					
2PG	Team	Season	Power-Play Percentage		
25	Boston	2002	PP%	Team	Season
22	Denver	2006	.540	New Jersey	2003
20	Baltimore	2005	.531	Rochester	2007
18	Chesapeake	2010	.525	Baltimore	2003
	Baltimore	2004	.463	Baltimore	2004
16	Boston	2004	.452	Rochester	2008
15	Boston	2010	.450	Boston	2005
	Bridgeport	2003	.429	Long Island	2003
14	Long Island	2011	.421	Rochester	2003
	Washington	2009	.418	Baltimore	2005
			.412	Denver	2009
2-Point Goals Against					
2PG	Team	Season	Penalty Killing Percentage		
2	Boston	2007	PK%	Team	Season
	Boston	2001	.833	Denver	2009
	Chesapeake	2011	.811	Philadelphia	2006
3	New Jersey	2008	.797	Rochester	2008
	Washington	2008	.789	New Jersey	2003
	Philadelphia	2006	.786	Chicago	2010
4	Baltimore	2002	.778	Denver	2007
	New Jersey	2001	.776	Hamilton	2011
5	Los Angeles	2007	.776	Los Angeles	2007
	Philadelphia	2007	.774	Long Island	2007
	Washington	2007	.769	Long Island	2006



MLL SINGLE-GAME INDIVIDUAL RECORDS

Goals	Player (Team)	Date
9	Grant Catalino (ROC)	6/24/2011
	Ryan Powell (SF)	6/10/2006
	Mark Millon (BOS)	7/31/2005
	Kevin Leveille (BOS)	7/31/2005
	Tim Goettelmann (LI)	8/10/2003
Points		
14	John Grant, Jr. (ROC)	6/16/2007
	Mark Millon (BOS)	7/31/2005
Assists		
8	Casey Powell (ROC)	7/19/2003
Two-Point Goals		
3	Stephen Berger (LI)	7/28/2011
	Matt Danowski (LI)	7/10/2010
	Kyle Dixon (WAS)	6/27/2009
	Tim Booth (SF)	6/24/2006
	Roy Colsey (BRI)	8/14/2003
	Mike Regan (BOS)	7/19/2003
	Scott Doyle (BOS)	7/27/2002
Ground Balls		
23	Paul Cantabene (BAL)	8/14/2004
Penalty Minutes		
9	Geoff Snider (TOR)	6/4/2009
Power-Play Goals		
4	Jeff Sonke (BAL)	5/27/2004
4	Casey Powell (ROC)	7/19/2003
Power-Play Assists		
4	David Curry (NJ)	6/5/2004
4	Mark Millon (BOS)	7/31/2005
Shorthanded Goals		
2	Scott Urick (NJ)	6/14/2003
2	Mark Millon (BAL)	5/27/2004
Shorthanded Assists		
1	Many times	
Shots		
19	Jesse Hubbard (NJ)	8/10/2002
Faceoffs Won		
35	Peter Vlahakis (LI)	7/3/2008
Saves		
33	Kevin O'Brien (BOS)	7/17/2004
33	Brian Dougherty (LI)	7/10/2004

MLL SINGLE-GAME TEAM RECORDS

Goals	Team	Game
28	Baltimore	6/12/2005, vs. Phi. (31-9)
	Philadelphia	7/22/2004, at Bos. (29-20)
Points		
31	Baltimore	6/12/2005, vs. Phi. (31-9)
Assists		
20	Rochester	7/26/2008, vs. Bos.
Two-Point Goals		
5	Washington	6/27/2009, vs. Chi.
	Baltimore	5/22/2004, vs. Roc.
	Boston	7/27/2002, vs. Bri.
Points in a Quarter		
12	Rochester	7/27/2007, vs. Chi. (3rd)
	Philadelphia	7/22/2004, at Bos. (2nd)
Points in a Half		
20	Philadelphia	7/22/2004, at Bos. (1st)
Goals in a Quarter		
12	Rochester	7/27/2007, vs. Chi. (3rd)
	Philadelphia	7/22/2004, at Bos. (1st)
Goals in a Half		
19	Philadelphia	7/22/2004, at Bos. (1st)
Largest Margin of Victory		
22	Baltimore	6/12/2005, vs. Phi. (31-9)
Ground Balls		
70	Bridgeport	6/6/2003, vs. Bos.
Penalty Minutes		
19	Philadelphia	7/28/2005, vs. L.I.
Power-Play Goals		
7	Boston	6/26/2010, vs. L.I.
Power-Play Assists		
7	Boston	6/26/2010, vs. L.I.
Shorthanded Goals		
3	New Jersey	6/14/2003, vs. Bri.
Shorthanded Assists		
2	Denver	8/9/2008, at Bos.
	New Jersey	6/14/2003, vs. Bri.
	Rochester	7/1/2001, vs. Bos.



MLL SINGLE-GAME INDIVIDUAL RECORDS (POSTSEASON)

Goals	Player (Team)	Date
7	Paul Gait (LI)	9/2/2001
Points		
10	Roy Cosley (PHI)	8/29/2006
Assists		
6	Roy Cosley (PHI)	8/29/2006
Two-Point Goals		
3	3x, last Cosley (PHI)	8/27/2006
Ground Balls		
16	Paul Cantabene (BAL)	8/22/2003
Penalty Minutes		
7	Jack Reid (BOS)	8/28/2011
Power-Play Goals		
3	Terry Riordan (LI)	8/25/2007
Power-Play Assists		
2	Gary Gait (BAL)	9/1/2002
	Casey Powell (LI)	9/1/2002
Shorthanded Goals		
2	10x, last Smalley (BOS)	8/28/2011
Shorthanded Assists		
1	Seven times	
Shots		
16	Roy Cosley (PHI)	8/27/2006
	Roy Cosley (PHI)	8/22/2004
Faceoffs Won		
27	Paul Cantabene (PHI)	8/27/2006
Saves		
28	Brian Dougherty (LI)	8/24/2003

MLL SINGLE-GAME TEAM RECORDS (POSTSEASON)

Goals	Team	Game
22	Denver	8/25/2006, vs. S.F.
22	Boston	8/20/2004, vs. Bal.
Points		
24	Boston	8/20/2004, vs. Bal.
Assists		
13	Philadelphia	8/27/2006, vs. Den.
	Baltimore	9/1/2002, vs. L.I.
Two-Point Goals		
3	Philadelphia	8/27/2006, vs. Den.
	Baltimore	8/20/2004, vs. Bos.
Points in a Quarter		
11	Boston	8/20/2004, vs. Bal. (2nd)
Points in a Half		
17	Boston	8/20/2004, vs. Bal. (1st)
Goals in a Quarter		
11	Boston	8/20/2004, vs. Bal. (2nd)
Goals in a Half		
16	Boston	8/20/2004, vs. Bal. (1st)
Largest Margin of Victory		
20	Rochester	8/24/2009, vs. Den. (16-6)
Ground Balls		
60	Philadelphia	8/20/2004, vs. Roc.
Penalty Minutes		
11	Long Island	8/21/2010, vs. Den.
Power-Play Goals		
4	Long Island	8/22/2009, vs. Tor.
Power-Play Assists		
3	Philadelphia	8/23/2008, vs. Roc.
	Philadelphia	8/22/2004, vs. Bos.
Shorthanded Goals		
2	Philadelphia	8/23/2008, vs. Roc.
Shorthanded Assists		
2	Philadelphia	8/23/2008, vs. Roc.



MISCELLANEOUS



DENVER OUTLAWS DANCE TEAM



Brienna Mercer

Dance Director/Choreographer
5th Outlaws season

Brienna Mercer danced professionally for Boston Ballet, Colorado Ballet and as a Denver Broncos Cheerleader for four years. She also worked as the head instructor for the Junior Denver Broncos Cheerleader program. This will be her fifth season as the dance director/choreographer for the Denver Outlaws Dancers. In addition to helping select the squad, she organizes the team's practices and community appearances.

For more information about the 2012 Denver Outlaws Dance team, or to inquire about arranging an appearance, contact Brienna at outlawsdanceteam@hotmail.com



DENVER OUTLAWS MASCOT, STIX



Stix

Denver Outlaws Mascot
5th Outlaws season

Stix joined the Outlaws on June 16th, 2007 to take part in the fast-paced action of outdoor lacrosse at Sports Authority Field at Mile High. Stix's top priority is to get fans pumped for the game and on their feet. Look for Stix at the next Outlaws home game, shake a paw and even get an autograph.


For more information on Stix, or to inquire about an appearance, visit www.DenverOutlaws.com/stix-the-mascot

INDEPENDENCE DAY FIREWORKS SHOW

Each season since the team's inaugural year, the Outlaws have played a home game on, or around July 4th that has been capped with one of Denver's most spectacular fireworks shows. Fans have packed Sports Authority Field at Mile High each season to see an action-packed game followed by an awe-inspiring fireworks display.

Each game has set an Outlaws attendance record, breaking the record set by the Independence Day celebration game of the year prior. A total of 128, 459 fans have come through the turnstiles at Sports Authority Field for the six games that have been played to date. Last year's attendance of 27,184 set a professional lacrosse record. The increased fan support produces results on the field, as is demonstrated by the team's 4-2 record on Independence Day celebration games. This year's game will be played on July 4th against Ohio. Tickets may be purchased at www.DenverOutlaws.com or over the phone by calling 303-OUTLAWS.

Year	Date	Result	Opponent	Attendance
2011	7/3	15-12 (L)	Boston	27,184
2010	7/4	12-10 (W)	Chesapeake	23,433
2009	7/4	17-16 (L)	Boston	21,952
2008	7/4	10-9 (W)	San Francisco	20,116
2007	7/4	22-14 (W)	Chicago	19,793
2006	7/1	22-11 (W)	Los Angeles	15,981
TOTALS		4-2		128,459





SPORTS AUTHORITY FIELD AT MILE HIGH



The Denver Outlaws will play all of their home games at Sports Authority Field at Mile High (76,125 capacity). The stadium is located at 1701 Bryant St. Denver, CO 80204

Sports Authority Field at Mile High is the home stadium of the NFL's Denver Broncos.

For additional stadium questions, please call **303-OUTLAWS** or visit: sportsauthorityfieldatmilehigh.com.

The stadium maintains a Twitter account: [@SportsAuthField](https://twitter.com/SportsAuthField).

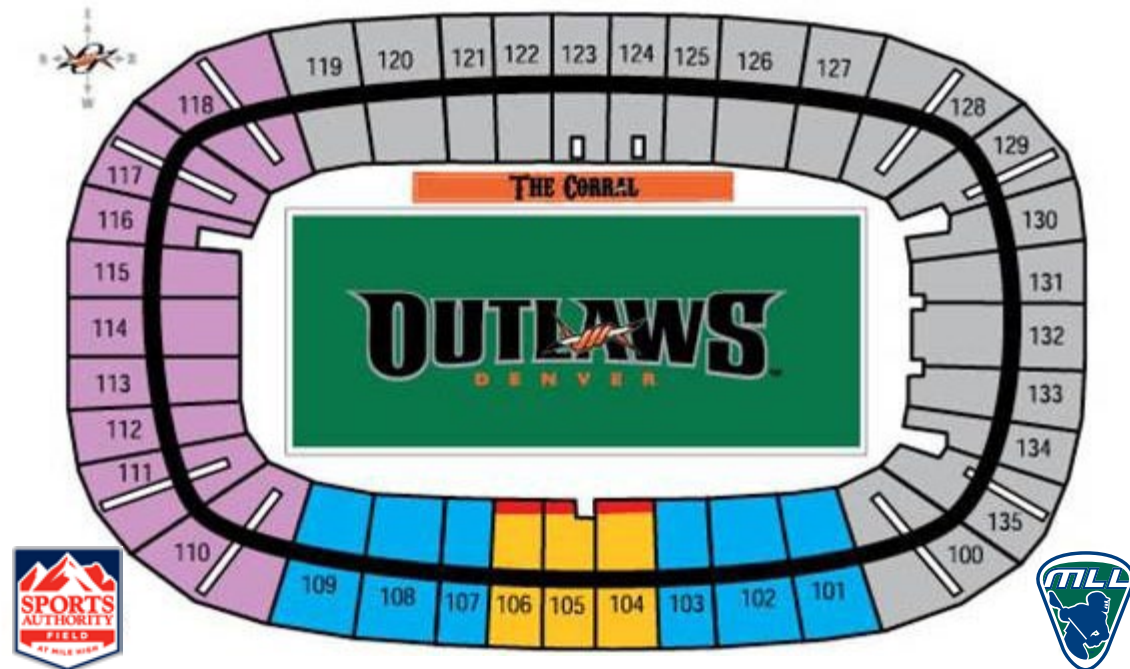
PARKING AND DIRECTIONS

Updated parking information for Sports Authority Field at Mile High is available through the Parking Information Line at 720-258-3PARK.

Sports Authority Field at Mile High is located in downtown Denver at the intersection of I-25 and Colfax Avenue.

To access Sports Authority Field at Mile High:

- From I-25 northbound, exit at 17th Avenue.
- From I-25 southbound, exit at Colfax Avenue, then exit at Federal Blvd north bound. Turn right at the first light (Dick Connor Ave).
- From Denver International Airport, take I-70 west to I-25 southbound. Exit at Colfax Avenue, then exit at Federal Blvd north bound. Turn right at the first light (Dick Connor Ave).



LEARNING LAX

Overview:

While lacrosse is America's oldest game, it may be the "freshest" sport in the nation as well. Its unique blend of fast-paced, high scoring, hard-hitting action has made it the fastest growing team sport in the United States. In lock step with this growth, Major League Lacrosse (MLL) was successfully launched in June 2001 as a single entity ownership structure to showcase the best professional outdoor lacrosse in the world. MLL was founded by Jake "Body by Jake" Steinfeld with founding partners Dave Morrow and Tim Robertson. The MLL has ten teams playing in major markets across the United States. MLL teams play 12 regular season games (six home and six away) that begin in May and run through August, including an All-Star game and Championship Weekend, where the top four teams play for top honors. Each team, consisting of twenty-three players, has three attacks, three midfielders, three defensemen and a goaltender on the field during the game. Each team dresses eighteen players per game and the players rotate on and off the field in shifts. The game consists of four 15 minute quarters.

MLL Rules:

Roster: Teams consist of 23 players; each team dresses eighteen players per game (3 attacks, 3 midfielders, 3 defensemen and 1 goaltender on the field during the game).

Time Format: Games consist of four 15 minute quarters, including a 15 minute halftime period.

Faceoffs: To determine possession of the ball at the start of each quarter and after every goal. Two players face their sticks at midfield with a referee placing the ball between the heads of the sticks.

Shot Clock: Changed from a 45-second shot clock in 2005, a 60-second clock begins when a team gains possession of the ball. The offensive team must put a shot on goal during that time or they will lose possession. The clock is reset for a new 60 seconds if the offensive team takes a shot without scoring but recovers the ball.

Slow Whistle (Delayed Penalty): If a defending player commits a minor or major penalty against an opponent in possession of the ball where there is offensive momentum and the opponent doesn't lose possession, the official raises his hand and does not blow the whistle until a shot is taken, the 60-second shot clock expires, or a goal is scored or possession is lost.

Two-Point Arc: The 16-yard radius from the center of the goal line from which goals are worth two points. Also, the line which players have to remain until the faceoff is possessed.

Goals: Are 6' (high) x 6' (wide)

Ball: The ball is colored fluorescent orange and is textured, making it less weather sensitive and gives players a better feel for the ball in the stick pocket. The orange ball helps fans follow the game and enhances televised games by making them more viewer friendly.

Positions:

Attack: The attackman's responsibility is to score goals. The attackman generally restricts his play to the offensive end of the field.

Midfield: The midfielder's responsibility is to cover the entire field, playing both offense and defense. The midfielder is key to the transition game, and is often called upon to clear the ball from defense to offense.

Defense: The defenseman's responsibility is to defend the goal. The defenseman generally restricts his play to the defensive end of the field. A good defenseman should be able to react quickly in game situations.

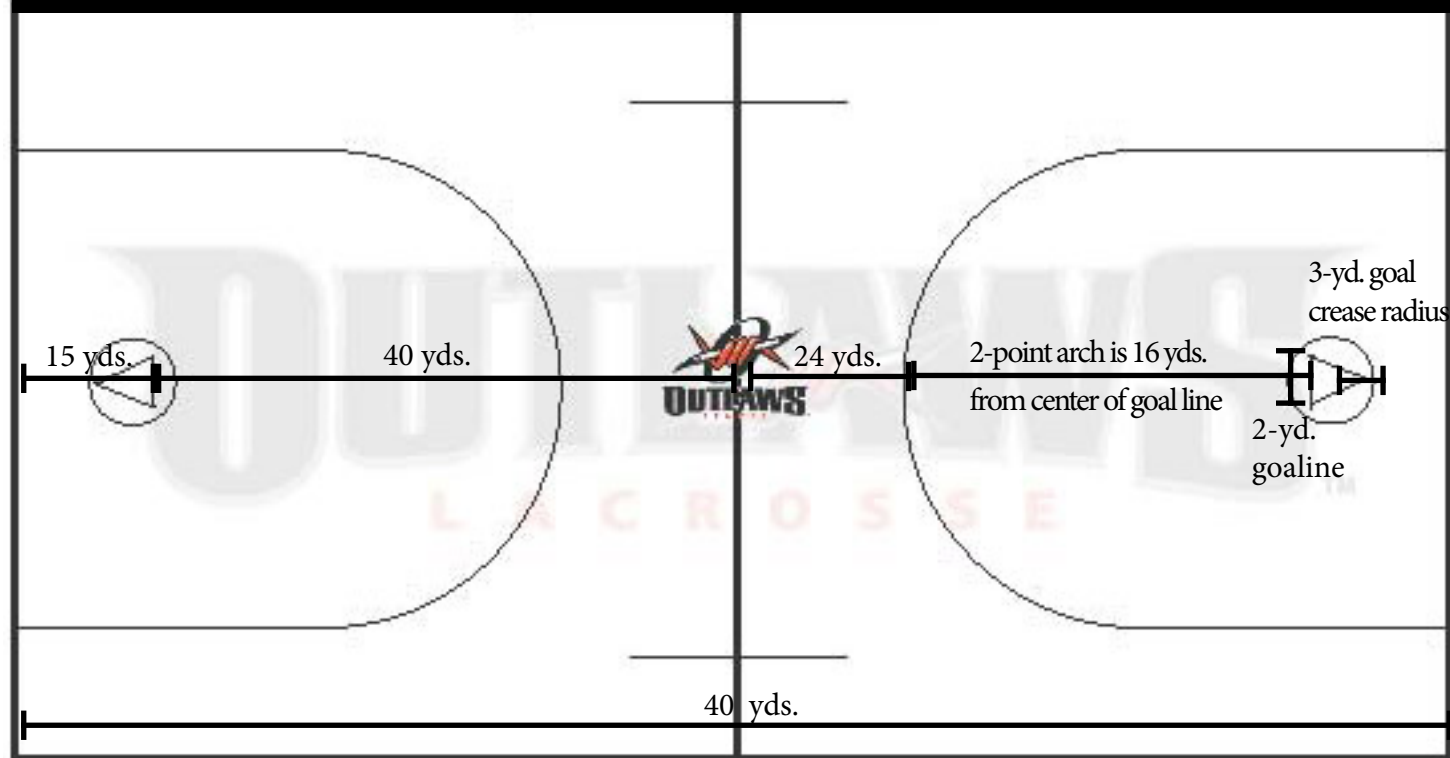
Goal: The goalie's responsibility is to protect the goal and stop the opposing team from scoring. A good goalie also leads the defense by reading the situation and directing the defensemen to react.



GLOSSARY OF LACROSSE TERMINOLOGY

- Body Check:** Defensive move used to slow an opponent who has the ball; must be above waist and below neck.
- Clear:** An attempt by the team in possession to transition the ball from defense to offense.
- Cradle:** Method used to keep the ball inside the pocket of the stick by rocking it back and forth.
- Crease:** The nine-foot radius containing the goal in which offensive players cannot enter. Shooters or their teammates cannot stand on (or inside) the line or their goals won't count.
- Cross Check:** Defensive strategy using the shaft of the stick to push an opponent to force a missed or bad shot.
- Failure to Advance:** Upon gaining possession of the ball and resetting of the shot clock, the failure of a team to advance the ball from its defensive end of the field within 20 seconds.
- Fast break:** Like basketball, a transition from a defense-type offense in which the team with the ball gains a man advantage during the transition.
- Ground Ball:** Occurs when there is no possession and the ball is bouncing, rolling, or deflected off the goaltender.
- Outlet Pass:** The first pass from the goaltender that begins the transition from defense to offense.
- Ride or Riding:** Defending a clear; an attempt to stop the team in possession from clearing the ball.
- Roll Dodge:** Typical of an attackman's move; driving with the stick in one hand, while rolling with back to the defender to free hands for a pass or shot on goal.
- Shot Clock Violation:** Failure to get a shot on goal - whether it hits the post, rebounds off the goalkeeper or is saved by a defensive player in the crease - in 60 seconds.
- Split Dodge:** When an offensive player with the ball changes direction by moving the stick from one hand to the other in a crossover motion, to lead the defender in the opposite direction.
- Takeaway check:** An attempt to strip the offensive player of the ball using the defenseman's stick.

MAP OF LACROSSE FIELD DIMENSIONS



OUTLAWS IN THE COMMUNITY



The Denver Outlaws are proud to represent the city of Denver, and our players and dance team regularly make appearances at community events and youth lacrosse clinics. The team sponsored its second annual spring reading program this past Jan.-April. The program included 8,000 students from 15 different schools in the Denver area. A total of 14,000 students have now participated in the program during its first two years. For a full schedule of events, please visit www.DenverOutlaws.com.

DENVER OUTLAWS HEAD COACH'S SHOW



For the second consecutive season, the team will join with Mile High Sports Radio to broadcast a weekly head coach's show. Denver Outlaws Head Coach Jim Stagnitta will join Chris Bianchi of Mile High Sports Radio (AM 1510 / FM 93.7) at 6:25 a.m. MDT each Monday before a home game during the Outlaws' 2012 season.

Fans can call in with questions for Coach Stagnitta using the Mile High Sports hotline (303)-297-1510. An online stream of the show can be found at www.MileHighSports.com

STEINFELD CUP

The Steinfeld Cup is the trophy given annually to the winners of the Major League Lacrosse Championship. It is named after MLL founder Jake Steinfeld. Since the league's inception, the championship has been played at a pre-designated neutral location. The 2012 MLL Title Game will take place on Sun., Aug. 26, 2012 at 3 p.m. EDT at Harvard Stadium in Boston.

Year	Champion	Score	Runner-up	Year	Champion	Score	Runner-up
2011	Boston	10-9	Hamilton	2005	Baltimore	15-9	Long Island
2010	Chesapeake	13-9	Long Island	2004	Philadelphia	13-11	Boston
2009	Toronto	10-9	Denver	2003	Long Island	15-14 (OT)	Baltimore
2008	Rochester	16-6	Denver	2002	Baltimore	21-13	Long Island
2007	Philadelphia	16-13	Los Angeles	2001	Long Island	15-11	Baltimore
2006	Philadelphia	23-12	Denver				



DENVER OUTLAWS MEDIA INFORMATION

PRESS CREDENTIALS

Media personnel wishing to cover Denver Outlaws home games should contact Stuart Zaas at Stuart.Zaas@DenverOutlaws.com. Credential requests should be made at least two days prior to each game. Outlaws games are played at Sports Authority Field at Mile High in Denver.

MEDIA SERVICES

Media kits and game notes will be made available before every game. Scoring summaries and updated stats will be distributed after each quarter. Fax, internet and copy services are also available to the media. If a phone line is needed, please submit a request at least seven days prior to the game.

MEDIA ACCESS

Media shall be granted locker room access up to 60 minutes prior to the start of the game and beginning 10 minutes following the completion of the game.

PHOTOGRAPHY GUIDELINES

All photographers must stay on the sideline opposite the team benches. All photographers must be credentialed and either be team/league photographers or a member of the working media.

LOCAL MEDIA CONTACTS

NEWSPAPERS

The Denver Post

101 W. Colfax, STE #600
Denver, CO 80202

Phone: (303) 954-1294

Website: www.denverpost.com

Email address: sports@denverpost.com

Fax: (303) 866-9004

Associated Press

Arnie Stapleton (303) 263-7334

Email address: astapleton@ap.org

Pat Graham (303) 929-2941

Email address: pgraham@ap.org

TELEVISION

KCNC-TV 4 (CBS, Channel 4)

Phone: (303) 830-6593

KMGH-TV (ABC, Channel 7)

Phone: (303) 832-0162

Fax: (303) 832-0119

KUSA-TV (NBC, Channel 9)

Phone: (303) 871-1490

Fax: (303) 698-4700

KDVR-TV (FOX, Channel 31)

Phone: 303-566-7600

Fax: (303) 566-2908

KWGN-TV (WB, Channel 2)

Phone: (303) 595-3131

Fax: (303) 566-2908

RADIO

AM 1510 / FM 93.7 Mile High Sports Radio (KCKK)

Website: www.MileHighSports.com

Fax: (303) 524-3410

FM 102.3 The Ticket

Website: www.denverssportsstation.com

Main Number: (303) 321-0950

Fax: (303) 824-5051

FM 104.3 The Fan (KKFN)

Website: www.1043thefan.com

Main Number: (303) 321-0950

Fax: (303) 270-9773

KOA (850 AM)

Website: www.850KOA.com

Main Number: (303) 713-8585

Fax: (303) 713-8605