


2020-2021



OFFICIAL GUIDE & RECORD BOOK

PREMIER 'AA' HOCKEY LEAGUE

Inglasco Inc.

IS BACK IN THE ECHL



INGLASCO.COM





2020-21

Official Guide & Record Book



Photo - Ed Bailey

ECHL
116 Village Blvd, Suite 230
Princeton, NJ 08540
Phone: (609) 452-0770
Fax: (609) 452-7147
Email: ECHL@ECHL.com
Web Site: ECHL.com
Twitter: [@ECHL](https://twitter.com/ECHL)

Cover Design by Kim Brooks

Table of Contents

Introduction	4
Welcome From ECHL Commissioner	6
ECHL Team Map	7
Teams of the ECHL	8
ECHL Alumni	9
ECHL Affiliates	12
GOVERNORS, ECHL OFFICE	
Board Of Governors	14
League Office Profiles	16
League Partners	23
TEAM INFORMATION	
Adirondack Thunder	25
Allen Americans	31
Atlanta Gladiators	37
Brampton Beast	43
Cincinnati Cyclones	49
Florida Everblades	55
Fort Wayne Komets	61
Greenville Swamp Rabbits	67
Idaho Steelheads	73
Indy Fuel	79
Jacksonville IceMen	85
Kalamazoo Wings	91
Kansas City Mavericks	97
Maine Mariners	103
Newfoundland Growlers	109
Norfolk Admirals	115
Orlando Solar Bears	121
Rapid City Rush	127
Reading Royals	133
South Carolina Stingrays	139
Toledo Walleye	145
Tulsa Oilers	151
Utah Grizzlies	157
Wheeling Nailers	163
Wichita Thunder	169
Worcester Railers	175
ECHL HISTORY & YEARS IN REVIEW	
ECHL History	182
2019-20	190
2018-19	195
2017-18	196
2016-17	197
2015-16	198
2014-15	199
2013-14	200
2012-13	201
2011-12	202
2010-11	203
2009-10	204
2008-09	205
2007-08	206
2006-07	207
2005-06	208
2004-05	209
2003-04	210
2002-03	211
2001-02	212
2000-01	213
1999-2000	214
1998-99	215
1997-98	216
1996-97	217
1995-96	218
1994-95	219
1993-94	220
1992-93	221
1991-92	222
1990-91	223
1988-89 and 1989-90	224
ECHL OFFICIALS	
Major Rule Changes	226
Ryan Birmingham Award	227
ECHL On-Ice Officials	228
ECHL AWARDS	
ECHL Hall Of Fame	230
Individual Awards	244
All-ECHL Teams	252
Weekly & Monthly Award Winners	259
ALL-TIME LEADERS	
Top 20 Lists	284
Top 10 Lists/30-Win Seasons	287
100-Point Scorers	288
50-Goal Scorers	289

RECORD BOOK

Team Records - Regular Season291
Individual Records - Regular Season302

ALL-TIME COACHING REGISTER

ECHL Regular Season Coaching Register312
Regular Season Coaching Records318
ECHL Postseason Coaching Register319
Postseason Coaching Records323

ATTENDANCE


Year-by-Year and Regular Season Games325
Top 10 Lists326
Postseason Records327
Regular Season329
Postseason337

POSTSEASON

Patrick J. Kelly Cup345
Jack Riley Cup351
Championship Standings353
Postseason Trophies354
Team Postseason Records356
Individual Postseason Records365
Finals Team Records369
Finals Individual Records373
Top 20 Lists377
Three-or-More Goal Games380
Penalty Shots381
Overtime Records382
2019 Kelly Cup Playoffs383
2018 Kelly Cup Playoffs384
2017 Kelly Cup Playoffs385
2016 Kelly Cup Playoffs386
2015 Kelly Cup Playoffs387
2014 Kelly Cup Playoffs388
2013 Kelly Cup Playoffs389
2012 Kelly Cup Playoffs390
2011 Kelly Cup Playoffs391
2010 Kelly Cup Playoffs392
2009 Kelly Cup Playoffs393
2008 Kelly Cup Playoffs394
2007 Kelly Cup Playoffs395
2006 Kelly Cup Playoffs396
2005 Kelly Cup Playoffs397
2004 Kelly Cup Playoffs398
2003 Kelly Cup Playoffs399
2002 Kelly Cup Playoffs400
2001 Kelly Cup Playoffs401
2000 Kelly Cup Playoffs402
1999 Kelly Cup Playoffs403
1998 Kelly Cup Playoffs404
1997 Kelly Cup Playoffs405
1995 & 1996 Riley Cup Playoffs406
1993 & 1994 Riley Cup Playoffs407
1991 & 1992 Riley Cup Playoffs408
1989 & 1990 Riley Cup Playoffs409

ECHL ALL-STAR GAME

Game Format and Results411
MVPs and All-Star Team Records412
All-Star Individual Records415
All-Star Game Starters418
All-Star Game Box Scores422
All-Star Skills Competition Results and Records436
All-Star Game Participants454



The ECHL Wishes to Thank the Following Corporate Partners:

AMI Graphics Inc, Athletic Knit, BFL Canada, Ephesus, Fairly Group, GEICO, Howies Hockey Tape, Inglasco, The MeiGray Group, NHL Network, PHPA, Sutton Special Risk, TeamWork Online and Warrior Hockey.

The Official Guide and Record Book is compiled from information submitted by ECHL Clubs.

INTRODUCTION



Welcome to the 2020-21 edition of the ECHL Official Guide and Record Book.

Thank you to the media relations contacts for each of the ECHL teams and to the National Hockey League teams for their continued willingness to provide photographs of former ECHL players.

Director of Communications Joe Babik oversees the layout, design and production while also coordinating the content with each of the individual teams.

Director of Marketing and Licensing Todd Merton gathered all the sponsorship artwork. Manager of Social and Digital Content Gabby Sully designed the covers for all of the ECHL publications including the Official Guide and Record Book.

Recognition of the key people who contribute to the ECHL Official Guide and Record Book wouldn't be complete without mentioning Doug Price who created the first edition, an 80-page publication in 1993-94.

Researchers and historians: contact the Society for International Hockey Research (www.sihrhockey.org).

We welcome comments and appreciate compliments from readers and media members and our goal remains to have the Official Guide and Record Book provide comprehensive information about the Premier 'AA' Hockey League.

Please enjoy the season and thank you for your interest and support of the ECHL.

Accuracy Remains A Top Priority for the ECHL *Guide and Record Book*.

We appreciate comments and clarification from our readers. Please direct these to: echl@echl.com or 116 Village Blvd, Suite 230, Princeton, NJ 08540

Your involvement makes a better publication.

SECTION 1

2020-21 SEASON



The ECHL has been represented on the last 20 Stanley Cup champions including the Tampa Bay Lightning in 2020 with seven individuals: players **Yanni Gourde** (top photo) and **Carter Verhaeghe**; Assistant Coach **Derek Lalonde** (bottom photo); Director of Player Development **JP Cote**; Assistant Equipment Manager **Jason Berger** and Radio Play-by-Play Announcer **Dave Mishkin**.

WELCOME FROM ECHL COMMISSIONER



Dear ECHL Fans,

Welcome to the 33rd year of ECHL Hockey and the exciting 2020-21 Season that lies ahead. This year we look to continue to build on our storied history and heritage that have made the ECHL the Premier 'AA' Hockey League in North America, with over 670 players having gone on to the NHL, and bringing affordable entertainment to millions of fans in our markets.

This has been a challenging year for everyone due to the COVID-19 pandemic, and the ECHL is no different. The premature end to the 2019-20 Season was a disappointing result for everyone, but the safety and health of our players, staff and fans are of the utmost importance. The time off has allowed the League, our Member

Teams and the Professional Hockey Players' Association to implement a plan that allows us to responsibly return to the ice for the 2020-21 Season and be a part of the rebuilding process in our communities

Prior to the cancellation of the 2019-20 Season, the ECHL welcomed over 3.5 million attendees, and once again surpassed the 4,000 mark in average attendance for the 15th consecutive Season and the 28th time in the last 30 years. We pride ourselves on offering affordable entertainment to the communities we serve, welcoming sport fans, families, businesses, and groups of all sizes to enjoy an outing together and take in the exciting ECHL action and atmosphere for a combined first-class experience.

In addition, our Teams made an impact off the ice in their local communities as well, donating over \$3 million to charitable and non-profit organizations during the 2019-20 Season, bringing the total amount donated in the last nine years to more than \$37 million. This is on top of the countless hours our Players and front office staff dedicate to local schools, hospitals, and charities to become an integral part of the community. Last season, the Worcester Railers were awarded the ECHL Community Service Award for the second consecutive season, and the Railers' Connor Doherty received the Player Community Service Award for his commitment and work in the Worcester area. In addition, the ECHL will once again partner with the National Hockey League in support of their *Hockey Fights Cancer* and *Hockey is For Everyone* initiatives to bring our communities together for a great cause.

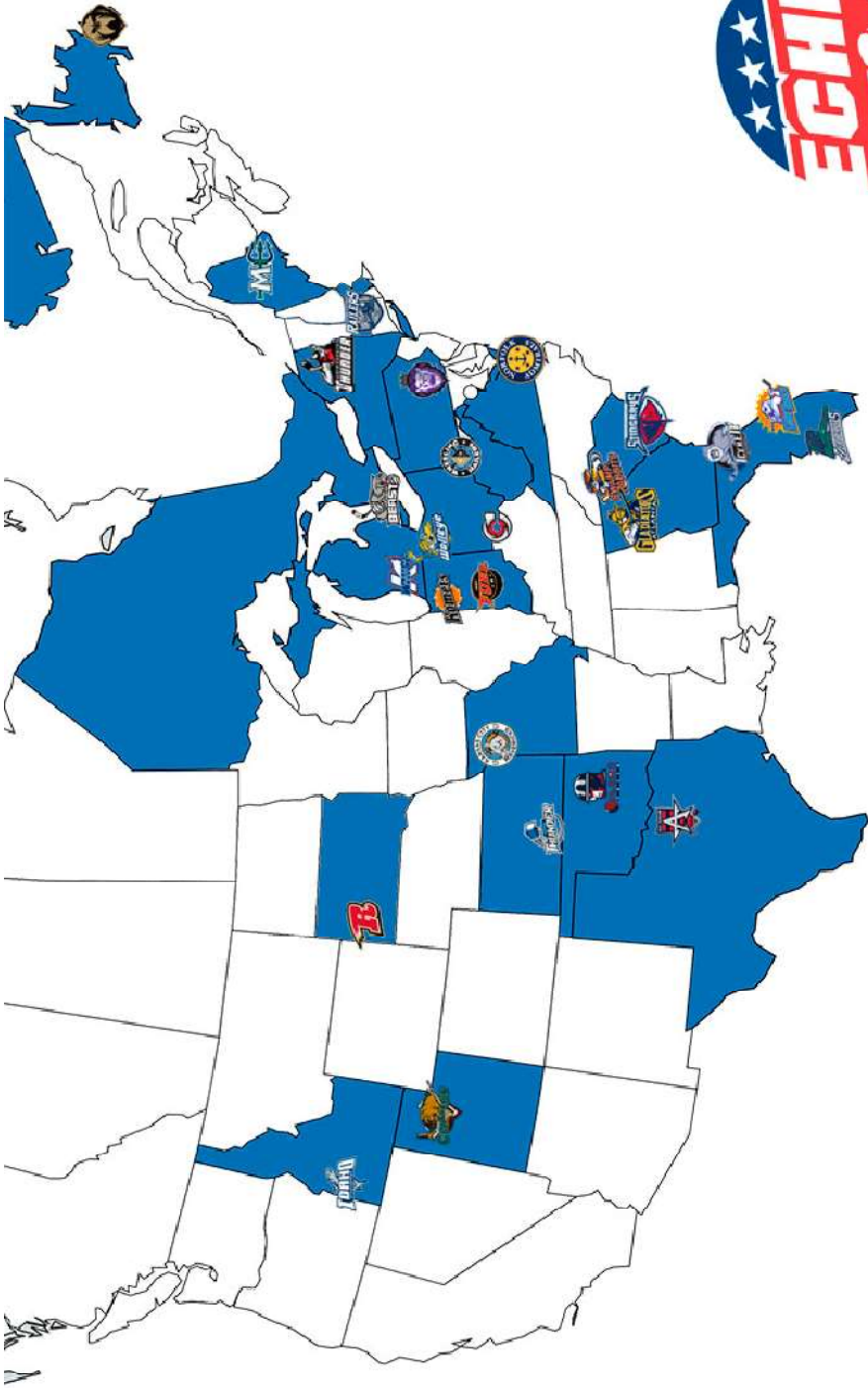
The past 32 years have also allowed the ECHL to unquestionably become an integral part of the professional hockey player development process, as 678 players have gone on to play in the NHL after their time in the ECHL, including 16 who made their NHL debut in 2019-20. Furthermore, countless officials, coaches and front office staff have moved on to the AHL and NHL as they have used the ECHL to develop their career. For the 2020-21 season, 15 of the 31 AHL head coaches and over 40 coaches on NHL staffs have ECHL ties. Last season, the recipients of both the NHL Coach of the Year (Boston's Bruce Cassidy) and the AHL Coach of the Year (Milwaukee's Karl Taylor) were both former ECHL head coaches. Furthermore, approximately one-third of the current on-ice officials in the NHL spent time honing their skills in the ECHL. For each of the last 23 seasons, the ECHL has had affiliations with at least 20 NHL teams.

The ECHL has been represented on the last 20 Stanley Cup Champions including in 2020 with Tampa Bay Lightning players Yanni Gourde and Carter Verhaeghe; Assistant Coach Derek Lalonde; Director of Player Development JP Cote; Assistant Equipment Manager Jason Berger and Radio Play-by-Play Announcer Dave Mishkin.

Thank you on behalf of the ECHL and all of our Teams for your continued support and we hope that you and those you attend with enjoy following your favorite ECHL club and making lasting memories around the ECHL experience.

Sincerely,

Ryan Crelin
ECHL Commissioner



TEAMS OF THE ECHL

Western Conference

Central Division



CINCINNATI CYCLONES



FORT WAYNE KOMETS



INDY FUEL



KALAMAZOO WINGS



TOLEDO WALLEYE



WHEELING NAILERS

Mountain Division



ALLEN AMERICANS



IDAHO STEELHEADS



KANSAS CITY MAVERICKS



RAPID CITY RUSH



TULSA OILERS



UTAH GRIZZLIES



WICHITA THUNDER

Eastern Conference

North Division



ADIRONDACK THUNDER



BRAMPTON BEAST



MAINE MARINERS



NEWFOUNDLAND GROWLERS



READING ROYALS



WORCESTER RAILERS

South Division



ATLANTA GLADIATORS



FLORIDA EVERBLADES



GREENVILLE SWAMP RABBITS



JACKSONVILLE ICEMEN



NORFOLK ADMIRALS



ORLANDO SOLAR BEARS



SOUTH CAROLINA STINGRAYS



678 FORMER ECHL PLAYERS HAVE ADVANCED TO THE NATIONAL HOCKEY LEAGUE

Visit ECHL.com/alumni to view the complete list of players who have reached the NHL

16 former ECHL players made their NHL debut during the 2019-20 season:

Player	ECHL Team(s)	NHL Team	Debut
Dan Vladar	Atlanta	Boston	August 26
Alex Belzile	Gwinnett/Alaska/ Idaho/Fort Wayne/Colorado	Montreal	August 7
Jani Hakanpaa	Quad City	Anaheim	March 5
Gage Quinney	Wheeling	Vegas	February 22
Jonas Johansson	Cincinnati	Buffalo	February 4
Matiss Kivlenieks	Kalamazoo	Columbus	January 19
Timothy Liljegren	Newfoundland	Toronto	January 18
Keegan Kolesar	Quad City	Vegas	January 11
Mason Marchment	Orlando	Toronto	January 2
Dalton Smith	Florida	Buffalo	December 31
Jansen Harkins	Jacksonville	Winnipeg	December 21
Austin Poganski	Tulsa	St. Louis	December 10
Kasimir Kaskisuo	Orlando	Toronto	November 16
J.C. Beaudin	Colorado	Ottawa	October 23
Carter Verhaeghe	Missouri	Tampa Bay	October 3
Scott Sabourin	Manchester	Ottawa	October 2

GREATNESS

Starts Here



FLOSPORTS | 
YOUR NEW HOME FOR ECHL.TV



GRAPHICS

amigraphics.com

EXCLUSIVE SIGNAGE
SUPPLIER OF THE



NEW FOR 2020
SOCIAL DISTANCING
SIGNAGE SOLUTIONS





2020-21 AFFILIATES



<u>Team</u>	<u>NHL Affiliate</u>	<u>AHL Affiliate</u>
Adirondack Thunder	New Jersey	Binghamton
Allen Americans	Minnesota	Iowa
Atlanta Gladiators	Boston	Providence
Brampton Beast	Ottawa	Belleville
Cincinnati Cyclones	Buffalo	Rochester
Florida Everblades	Nashville	Milwaukee
Fort Wayne Komets	Vegas	Henderson
Greenville Swamp Rabbits	Florida	Charlotte
Idaho Steelheads	Dallas	Texas
Indy Fuel	Chicago	Rockford
Jacksonville Icemen	Winnipeg	Manitoba
Kalamazoo Wings	Vancouver	Utica
Kansas City Mavericks	Calgary	Stockton
Maine Mariners	New York Rangers	Hartford
Newfoundland Growlers	Toronto	Toronto
Norfolk Admirals	Independent	Independent
Orlando Solar Bears	Tampa Bay	Syracuse
Rapid City Rush	Arizona	Tucson
Reading Royals	Philadelphia	Lehigh Valley
South Carolina Stingrays	Washington	Hershey
Toledo Walleye	Detroit	Grand Rapids
Tulsa Oilers	Anaheim	San Diego
Utah Grizzlies	Colorado	Colorado
Wheeling Nailers	Pittsburgh	Wilkes-Barre/Scranton
Wichita Thunder	Edmonton	Bakersfield
Worcester Railers	New York Islanders	Bridgeport

SECTION 2

BOARD OF GOVERNORS AND ECHL OFFICE



Photo courtesy Idaho Steelheads

Tomas Sholl of the Idaho Steelheads received the ECHL Goaltender of the Year award for the 2019-20 season. Sholl went 28-8-5 with five shutouts in 41 appearances for the Steelheads, leading the league in wins and ranking second in shutouts. He led the league with a 2.14 goals-against average and 2,465 minutes played while he was tied for second with 1,070 saves.

BOARD OF GOVERNORS



Brent Thiessen
Chairman of the Board

Brent Thiessen enters his first season as the Chairman of the ECHL Board of Governors in the 2020-21 season. Thiessen has been with the Kansas City Mavericks since their inception in 2009, overseeing the day-to-day operations of the front office and hockey operations. As he enters his 14th season working in professional hockey, he has won several awards including the Executive of the Year award three times (twice with the Mavericks), three time Corporate Sales Executive of the year winner, N. Thomas Berry Commitment Cup Winner for outstanding service and dedication to the Central Hockey League. He has been involved in the start-up of three teams - Colorado, Arizona and Missouri.

His previous positions include the Director of Corporate Marketing for National Hockey League's Florida Panthers, President of the Arizona Sundogs, and Vice President of the Colorado Eagles for two seasons. Thiessen is from Littleton, Colorado and graduated from the University of Northern Colorado with a degree in finance. He currently resides in Grain Valley, Missouri with his wife, Nicki, and their two daughters, Katie and Emma, and two sons, Alex and Andrew.



Edward T. Moore
Adirondack



Jack Gulati
Allen



P. Daniel Orlich
Atlanta



Cary Kaplan
Brampton




Ray Harris
Cincinnati



Craig Brush
Florida



Michael Franke
Fort Wayne



Thomas Long
Greenville

BOARD OF GOVERNORS



Toni Will
Kalamazoo

Eric Trapp
Idaho

Bill Stackhouse
Indy



Paul Holmgren
Maine



Glenn Stanford
Newfoundland



Patrick Cavanagh
Norfolk



Daniel DeVos
Orlando



Jeff Dickerson
Rapid City



David Farrar
Reading



Todd Halloran
South Carolina



Neil Neukam
Toledo



Taylor Hall
Tulsa



Kevin Bruder
Utah



Don Rigby
Wheeling



Joel T. Lomurno
Wichita



Cliff Rucker
Worcester

SECTION 3

TEAM INFORMATION



Photo courtesy Indy Fuel

Spencer Watson of the Indy Fuel was the recipient of the ECHL Sportsmanship Award for the 2019-20 season. Watson was tied for second in the ECHL with 31 goals and was tied for 11th with 59 points in 54 games while being assessed just 12 penalty minutes. He was tied for the league lead with 11 power-play goals and was tied for ninth with five game-winning goals.



ADIRONDACK THUNDER

NHL Affiliate: New Jersey Devils

AHL Affiliate: Binghamton Devils

Year-by-Year Record

Season	GP	Home					Away					Overall					GF	GA	PTS
		W	L	T	OT	SO	W	L	T	OT	SO	W	L	T	OT	SO			
2019-20	63	11	15	7	0-2	1-4	11	13	7	2-6	0-1	22	28	13	2-8	1-5	197	219	57
2018-19	72	21	9	6	1-5	1-1	16	17	3	1-1	0-2	37	26	9	2-6	1-3	234	220	83
2017-18	72	22	11	3	6-1	3-2	19	13	4	1-2	0-2	41	24	7	7-3	3-4	233	221	89
2016-17	72	22	8	3	1-3	2-3	19	12	5	2-4	1-1	41	20	11	3-7	3-4	266	218	93
2015-16	72	17	16	3	0-1	1-2	21	12	3	5-1	0-2	38	28	6	5-2	1-4	197	189	82
2014-15^	72	15	19	2	0-1	1-1	6	30	0	1-0	1-0	21	49	2	0-1	2-1	199	296	44
2013-14^	72	18	14	4	3-1	1-3	15	17	4	2-1	1-3	33	31	8	5-2	2-6	224	235	74
2012-13^	72	22	11	3	2-2	1-1	15	15	6	0-3	3-3	37	26	9	2-5	4-4	223	216	83
2011-12^	72	19	14	3	0-0	2-3	15	19	2	0-1	4-1	34	33	5	0-1	6-4	204	216	73
2010-11^	72	18	12	6	0-1	3-5	19	11	6	1-4	3-2	37	23	12	1-5	6-7	232	210	86
2009-10^	72	17	12	7	2-2	1-5	16	17	3	2-0	0-3	33	29	10	4-2	1-8	235	241	76
2008-09^	72	16	18	2	1-2	4-0	16	15	5	2-3	1-2	32	33	7	3-5	5-2	210	237	71
2007-08^	72	16	19	1	1-1	2-0	11	21	4	3-2	1-2	27	40	5	4-3	3-2	200	250	59
2006-07^	72	21	11	4	1-2	3-2	17	13	6	2-3	2-3	38	24	10	3-5	5-5	225	197	86
2005-06^	72	8	19	9	3-6	0-3	10	21	5	3-1	2-4	18	40	14	6-7	2-7	192	260	50
2004-05\$	72	22	9	5	2-2	4-3	20	13	3	3-1	2-2	42	22	8	5-3	6-5	205	189	92
2003-04\$	72	24	8	4	1-0	2-4	23	11	2	2-2	5-0	47	19	6	3-2	7-4	242	159	100
2002-03\$	72	25	6	5	2-1	3-4	16	13	7	1-4	1-3	41	19	12	3-5	7-4	268	224	94
2001-02\$	72	23	10	3	5-2	1-1	19	12	5	1-2	1-3	42	22	8	6-4	2-4	233	209	92
2000-01*	72	18	15	3	1-1	6-2	10	25	1	0-1	5-0	28	40	4	1-2	11-2	224	296	60
1999-00*	70	19	16	0	---	6-0	10	21	4	---	2-4	29	37	4	---	8-4	255	297	62
1998-99*	70	19	13	3	---	8-3	18	16	1	---	3-1	37	29	4	---	11-4	251	267	78
1997-98*	70	24	8	3	---	3-3	15	15	5	---	4-5	39	23	8	---	7-8	293	257	86
1996-97*	70	21	10	4	---	5-4	15	15	5	---	5-5	36	25	9	---	10-9	291	296	81
1995-96*	70	17	15	3	---	5-3	9	24	2	---	3-2	26	39	5	---	8-5	258	360	57
1994-95*	68	18	16	0	2-0	2-0	8	22	4	1-1	1-3	26	38	4	3-1	3-3	273	325	56
1993-94*	68	23	10	1	2-0	2-1	21	10	3	3-3	4-0	44	20	4	5-3	6-1	340	268	92
1992-93*	64	15	13	4	0-1	2-3	15	16	1	2-1	2-0	30	29	5	2-2	4-3	290	313	65
1991-92#	64	22	5	5	1-3	3-2	14	15	3	0-2	3-1	36	20	8	1-5	6-3	329	284	80
1990-91#	64	21	8	3	0-1	1-2	16	16	0	3-0	1-0	37	24	3	3-1	2-2	285	281	77

T - Includes Overtime and Shootout Losses (Games tied at end of regulation went directly to shootout from 1995-2000)
 # - Cincinnati Cyclones * - Birmingham Bulls \$ - Atlantic City Boardwalk Bullies ^ - Stockton Thunder

Year-by-Year Results

Season	Finished	Result	Season	Finished	Result
2020	5th, North	No Playoffs due to COVID-19	2003\$	1st, Northeast	Won Kelly Cup
2019	2nd, North	Lost Division Semifinals	2002\$	3rd, Northeast	Lost Conference Finals
2018	1st, North	Lost Conference Finals	2001*	8th, Southwest	Out of Playoffs
2017	1st, North	Lost Division Semifinals	2000*	8th, Southwest	Out of Playoffs
2016	2nd, East	Lost Conference Semifinals	1999*	3rd, Southwest	Lost Conference Quarterfinals
2015^	7th, Pacific	Out of Playoffs	1998*	2nd, Southwest	Lost Conference Quarterfinals
2014^	3rd, Pacific	Lost Conference Semifinals	1997*	2nd, South	Lost Second Round
2013^	2nd, Pacific	Lost Kelly Cup Finals	1996*	6th, South	Out of Playoffs
2012^	3rd, Pacific	Lost Conference Semifinals	1995*	6th, South	Lost Second Round
2011^	2nd, Pacific	Lost Conference Quarterfinals	1994*	2nd, West	Lost Semifinals
2010^	3rd, Pacific	Lost Conference Finals	1993*	6th, West	Out of Playoffs
2009^	4th, Pacific	Lost Division Finals	1992#	2nd, West	Lost Semifinals
2008^	4th, Pacific	Lost Conference Quarterfinals	1991#	2nd, West	Lost First Round
2007^	3rd, Pacific	Lost Conference Quarterfinals			
2006^	5th, Pacific	Out of Playoffs			
2005\$	3rd, North	Lost Division Semifinals			
2004\$	2nd, Northern	Lost Division Semifinals			

- Cincinnati Cyclones \$ - Atlantic City Boardwalk Bullies
 * - Birmingham Bulls ^ - Stockton Thunder

All-Time Record vs. Other Clubs

Team	W-L-T	Team	W-L-T	Team	W-L-T	Team	W-L-T
Allen	0-1-1	Idaho	1-1-1	Norfolk	18-6-1	Utah	2-1-0
Atlanta	2-0-3	Indy	1-0-0	Orlando	4-2-0	Wheeling	6-5-0
Brampton	23-18-3	Jacksonville	1-0-0	Rapid City	0-0-0	Wichita	0-0-0
Cincinnati	0-4-1	Kalamazoo	3-3-0	Reading	28-23-5	Worcester	14-13-8
Florida	5-1-2	Kansas City	0-0-0	South Carolina	4-1-1		
Fort Wayne	3-0-0	Maine	10-9-7	Toledo	3-1-0		
Greenville	1-3-0	Newfoundland	5-11-2	Tulsa	0-0-0		

Web - ECHLThunder.com

Twitter - [@ECHLThunder](https://twitter.com/ECHLThunder)

Club Records

Players

Most Points, Season	126	Joe Flanagan, 1993-94
Most Points, Game	7	Jamey Hicks vs. Tallahassee, Mar. 21, 1998
Most Goals, Season	54	Joe Flanagan, 1993-94 Dany Bousquet, 1996-97
Most Goals, Game	4	three times, most recent: James Bates vs. Utah, Jan. 16, 2010
Most Assists, Season	75	Jamey Hicks, 1997-98
Most Assists, Game	5	four times, most recent: J.F. Caudron vs. Victoria, Jan. 29, 2010
Most PIM, Season	427	Jerome Bechard, 1993-94
Most PIM, Game	45	Mario Dumoulin vs. Tallahassee, Nov. 17, 1996

Goaltenders

Most Appearances	49	Scott Stirling, 2003-04
Most Minutes	2,954	Scott Stirling, 2003-04
Most Wins	31	Scott Stirling, 2001-02
Most Losses	24	Mark Michaud, 1994-95
Most OT/SO Losses	7	Devan Dubnyk, 2006-07
Most Shots	1,584	Chad Erickson, 1995-96
Most Saves	1,412	Jake Moreland, 2005-06
Most Shutouts	4	Matt Yeats, 2002-03 Scott Stirling, 2003-04 Bujar Amidovski, 2003-04 Olivier Roy, 2011-12
Lowest GAA	1.91	Scott Stirling, 2003-04
Best Save Percentage	.933	Scott Stirling, 2003-04

Team

Most Points	100	2003-04
Fewest Points	44	2014-15
Most Wins	47	2003-04
Fewest Wins	18	2005-06
Most Losses	49	2014-15
Fewest Losses	19	2002-03 2003-04
Most Goals Scored	340	1993-94
Fewest Goals Against	159	2003-04
Most Penalty Minutes	2,485	1995-96

Longest Winning Streak

Overall	11	Mar. 16-Apr. 4, 2007
Home	9	Mar. 16, 2007-Nov. 3, 2007
Road	6	Nov. 11, 1993-Dec. 12, 1993

Longest Winless Streak

Overall	15	Feb. 3-28, 2006
Home	12	Dec. 11, 2005-Jan. 29, 2006
Road	11	Jan. 2-Feb. 28, 2015

Regular Season Game Attendance Record

10,117 Four times, most recent:
vs. Victoria, Mar. 24, 2006

Postseason Game Attendance Record

6,596 vs. Las Vegas, May 2, 2009

Regular Season Attendance Record

244,085, 2006-07

Playoff Record vs. Current Teams

	<u>Series</u>	<u>W</u>	<u>L</u>	<u>GP</u>	<u>W</u>	<u>L</u>	<u>GF</u>	<u>GA</u>	<u>Last Mtg</u>	<u>Rnd</u>	<u>Result</u>
Florida	1	0	1	5	1	4	13	19	2018	CF	L 1-4
South Carolina	1	0	1	7	3	4	14	21	2016	CSF	L 3-4
Worcester	1	1	0	6	4	2	16	11	2018	DSF	W 4-2

All-Time Playoff Results

<u>Year</u>	<u>Round</u>	<u>Opponent</u>	<u>Result</u>	<u>GF</u>	<u>GA</u>	<u>OT</u>	<u>Year</u>	<u>Round</u>	<u>Opponent</u>	<u>Result</u>	<u>GF</u>	<u>GA</u>	<u>OT</u>
2019	DSF	Manchester	L 1-4	10	23	0-1	2005	DSF	Trenton	L 0-3	6	10	0-2
2018	CF	Florida	L 1-4	13	19	1-0	2004	DSF	Peoria	L 1-3	8	12	0-2
	DF	Manchester	W 4-2	22	14	1-0	2003	Finals	Columbia	W 4-1	13	7	0-0
	DSF	Worcester	W 4-2	16	11	0-0		CF	Cincinnati	W 4-3	23	20	0-0
2017	DSF	Manchester	L 2-4	14	17	0-1		DF	Greensboro	W 3-1	14	10	1-1
2016	CSF	South Carolina	L 3-4	14	21	1-1		DSF	Trenton	W 3-0	15	6	0-0
	CQF	Manchester	W 4-1	15	9	1-0	2002	CF	Dayton	L 1-3	10	14	0-0
2014	CSF	Bakersfield	L 1-4	12	14	0-0		DF	Trenton	W 3-0	11	4	1-0
	CQF	Ontario	W 4-0	15	7	0-0		DSF	Charlotte	W 3-2	18	11	0-1
2013	Finals	Reading	L 1-4	10	22	0-1	1999	CQF	Florida	L 0-3	5	6	0-0
	CF	Idaho	W 4-1	13	9	1-1		WC	Mobile	W 2-0	9	5	0-0
	CSF	Alaska	W 4-2	20	19	2-0	1998	CQF	Charlotte	L 1-3	12	17	0-1
	CQF	Las Vegas	W 4-3	19	22	2-0	1997	2nd	Louisiana	L 2-3	23	24	0-1
2012	CSF	Alaska	L 1-4	7	16	1-0		1st	Mississippi	W 3-1	14	9	1-0
	CQF	Colorado	W 3-0	10	5	1-0	1995	2nd	Tallahassee	L 1-3	15	17	1-0
2011	CQF	Utah	L 1-3	7	16	1-0		1st	Wheeling	W 3-0	20	9	0-0
2010	CF	Idaho	L 2-4	18	23	1-0	1994	SF	Raleigh	L 1-3	19	18	0-0
	CSF	Bakersfield	W 4-1	20	14	2-0		2nd	Louisville	W 3-0	16	6	0-0
	CQF	Alaska	W 3-1	23	15	0-0		1st	Huntsville	W 2-1	20	10	0-0
2009	DF	Las Vegas	L 3-4	19	21	0-1	1992	SF	Louisville	L 1-3	17	22	0-0
	DSF	Ontario	W 4-3	27	28	1-0		2nd	Johnstown	W 2-0	15	2	0-0
2008	CQF	Las Vegas	L 2-4	20	21	0-2		1st	Dayton	W 3-0	21	6	0-0
2007	CQF	Idaho	L 2-4	11	18	0-2	1991	1st	Greensboro	L 1-3	12	13	0-1

2019-20 Regular Season Statistics

PLAYER	Pos	GP	G	A	PTS	+/-	PIM	PP	PPA	SH	SHA	GW	FG	OT	UA	EN	SOG	SOA	Shots	Sh%
Matt Salhany	F	62	26	25	51	-11	16	5	3	2	0	3	5	0	1	0	2	5	143	18.2
Mike Szmatala	F	56	20	29	49	-8	26	7	10	0	0	2	2	0	0	0	0	3	153	13.1
John Edwardh	F	23	6	15	21	0	12	0	2	0	0	1	1	0	0	0	0	1	50	12.0
TOTALS		56	17	26	43	0	24	3	7	0	0	5	3	0	1	0	0	1	119	14.3
Casey Pierro-Zabotel	C	63	24	15	39	-5	28	6	0	2	1	2	7	0	0	0	1	4	113	21.2
Robbie Payne	F	44	12	20	32	2	54	3	3	0	1	2	0	1	1	1	0	3	132	9.1
Ara Nazarian	F	54	12	20	32	13	14	0	3	0	1	1	4	0	1	0	0	0	118	10.2
James Henry	F	50	8	24	32	-13	48	3	9	0	1	2	0	0	2	0	0	4	108	7.4
Charlie Curti	D	56	11	20	31	-6	16	5	11	0	0	2	0	0	0	0	0	0	89	12.4
Colby Sissons	D	48	7	23	30	-19	36	2	12	0	0	0	0	0	0	0	0	0	109	6.4
Nikita Popugaev	F	47	9	16	25	5	12	0	2	0	0	0	1	0	0	0	1	1	104	8.7
Kelly Summers	D	44	9	15	24	18	28	1	4	1	1	1	0	0	1	2	0	0	105	8.6
Jake Linhart	D	51	5	18	23	-18	18	1	7	0	0	0	0	0	0	0	0	0	102	4.9
Conor Riley	F	39	9	13	22	-4	36	1	1	3	1	0	1	0	2	1	0	0	121	7.4
Ryan Walker	F	49	8	11	19	-18	6	2	1	0	0	1	0	0	0	1	0	0	85	9.4
Hayden Verbeek	F	21	5	14	19	4	4	0	1	1	1	1	1	1	0	1	0	0	43	11.6
Ludvig Larsson	F	19	5	8	13	-4	32	1	4	1	1	0	1	0	1	0	0	0	60	8.3
Blake Thompson	D	42	2	10	12	-7	34	0	0	0	2	1	0	0	0	1	0	0	66	3.0
James Phelan	F	19	2	5	7	-10	34	0	1	1	0	0	1	0	1	0	0	0	44	4.5
TOTALS		31	3	6	9	-14	47	0	1	1	0	0	1	0	1	0	0	0	65	4.6
Gabriel Verpaelt	D	33	3	6	9	-7	64	0	0	0	0	0	0	0	0	1	0	0	47	6.4
Alexandre Carrier	F	39	3	6	9	-15	51	0	0	0	0	0	1	0	0	0	0	0	47	6.4
Alex Jaeckle	D	21	0	1	1	0	16	0	0	0	0	0	0	0	0	0	0	0	23	0.0
TOTALS		54	3	6	9	4	40	0	0	1	0	0	1	0	0	0	0	0	53	5.7
Alex Tonge	F	14	1	8	9	3	4	0	2	0	0	0	0	0	0	0	0	2	31	3.2
Tommy Parran	D	46	2	5	7	4	30	0	0	0	0	0	0	0	0	0	0	0	42	4.8
Felix Girard	F	3	3	1	4	2	0	1	0	0	0	1	0	0	0	0	0	1	16	18.8
Antoine Waked	F	6	1	2	3	0	2	1	1	0	0	0	0	0	0	0	0	0	14	7.1
Shane Conacher	F	1	1	1	2	0	2	1	1	0	0	0	0	0	0	0	0	0	4	25.0
Nick Hutchison	F	1	1	1	2	3	0	0	0	0	0	0	0	0	0	0	0	0	2	50.0
Craig Martin	F	7	1	1	2	0	2	0	0	0	0	1	1	0	0	0	0	0	7	14.3
Matt Lipka	F	2	0	0	0	0	0	0	0	0	0	0	0	0	0	0	0	0	0	0.0
TOTALS		9	0	2	2	1	0	0	1	0	0	0	0	0	0	0	0	1	8	0.0
Michael Sdao	D	20	0	2	2	4	56	0	0	0	1	0	0	0	0	0	0	0	18	0.0
Brett Beauvais	D	4	0	1	1	-1	0	0	0	0	0	0	0	0	0	0	0	0	8	0.0
Michael McNiven	G	4	0	1	1	0	0	0	1	0	0	0	0	0	0	0	0	0	0	0.0
Dwyer Tschantz	F	6	0	0	0	-7	0	0	0	0	0	0	0	0	0	0	0	0	3	0.0
TOTALS		13	0	1	1	-10	7	0	0	0	0	0	0	0	0	0	0	0	8	0.0
Chris Nell	G	2	0	0	0	0	0	0	0	0	0	0	0	0	0	0	0	0	0	0.0
Sean Romeo	G	2	0	0	0	0	0	0	0	0	0	0	0	0	0	0	0	0	0	0.0
Joe Murdaca	G	3	0	0	0	0	0	0	0	0	0	0	0	0	0	0	0	0	0	0.0
Zachary Borsoi	D	4	0	0	0	1	2	0	0	0	0	0	0	0	0	0	0	0	4	0.0
Freddy Gerard	F	4	0	0	0	-2	0	0	0	0	0	0	0	0	0	0	0	0	4	0.0
Jeremy Groleau	D	5	0	0	0	-4	0	0	0	0	0	0	0	0	0	0	0	0	4	0.0
Meirs Moore	D	4	0	0	0	-4	2	0	0	0	0	0	0	0	0	0	0	0	9	0.0
TOTALS		6	0	0	0	-5	2	0	0	0	0	0	0	0	0	0	0	0	11	0.0
Evan Cormier	G	15	0	0	0	0	0	0	0	0	0	0	0	0	0	0	0	0	0	0.0
Eamon McAdam	G	40	0	0	0	0	12	0	0	0	0	0	0	0	0	0	0	0	0	0.0
BENCH		63	1				10												1	

TEAM TOTALS 63 197 337 533 -104 707 40 79 11 11 21 26 2 10 8 4 24 2029 9.7

GOALIE	GP	MINS	W	L	OTL	SL	SO	EN	GA	GAASOGPSOW	SA	SVS	SV%
Michael McNiven	4	240	3	1	0	0	2	0	7	1.75	0	119	112 0.941
Sean Romeo	2	120	1	1	0	0	1	0	5	2.50	0	44	39 0.886
Chris Nell	2	101	0	2	0	0	2	5	2.96	0	30	25 0.833	
Eamon McAdam	40	2324	15	19	2	2	7	126	3.25	3	1181	1055 0.893	
Joe Murdaca	3	194	0	0	1	2	0	11	3.40	2	99	88 0.889	
Evan Cormier	15	824	3	5	5	1	1	3	48	3.50	1	418	370 0.885
TEAM TOTALS	66	3803	22	28	8	5	6	12	202	3.19	6	1891	1689 0.893



Alex Loh

Head Coach/Director of Hockey Operations

Alex Loh was named the third head coach in Adirondack Thunder history on July 18, 2018. Loh, 35, spent the previous three seasons in Glens Falls as an assistant coach, serving under Brad Tapper and Cail MacLean. Prior to his time in Glens Falls, Loh spent three seasons on the coaching staff of the AHL's Portland Pirates. Loh also has experience coaching at the collegiate level with the Men's Division III program at Colby College and spent two seasons as the head coach of the varsity hockey program at Peoples Academy in Vermont from 2009-11. Loh and his wife, Desiree, are the parents of one daughter, Violet.

Coaching Record		Regular Season				Playoffs		
Season	Team	Games	W	L	T	Games	W	L
2018-19	Adirondack Thunder (ECHL)	72	37	26	9	5	1	4
2019-20	Adirondack Thunder (ECHL)	63	22	28	13	--	--	--
ECHL Totals		135	59	54	22	5	1	4

Coaching History

Year	Coach	STD	W	L	T	PTS	Playoffs
2019-20	Alex Loh	5-N	22	28	13	57	No Playoffs due to COVID-19
2018-19	Alex Loh	2-N	37	26	9	83	Lost Division Semifinals
2017-18	Brad Tapper	1-N	41	24	7	89	Lost Conference Finals
2016-17	Cail MacLean	1-N	41	20	11	93	Lost Division Semifinals
2015-16	Cail MacLean	2-E	38	28	6	82	Lost Conference Semifinals
2014-15^	Rich Kromm	7-P	21	49	2	44	Out of Playoffs
2013-14^	Rich Kromm	3-P	33	31	8	74	Lost Conference Semifinals
2012-13^	Matt Thomas	2-P	37	26	9	83	Lost Kelly Cup Finals
2011-12^	Matt Thomas	3-P	34	33	5	73	Lost Conference Semifinals
2010-11^	Matt Thomas	2-P	37	23	12	86	Lost Conference Quarterfinals
2009-10^	Matt Thomas	3-P	33	29	10	76	Lost Conference Finals
2008-09^	Matt Thomas	4-P	22	16	3	47	Lost Division Finals
	Chris Cichocki		10	17	4	24	
2007-08^	Chris Cichocki	4-P	27	40	5	59	Lost Conference Quarterfinals
2006-07^	Chris Cichocki	3-P	38	24	10	86	Lost Conference Quarterfinals
2005-06^	Chris Cichocki	5-P	18	40	14	50	Out of Playoffs
2004-05\$	Matt Thomas	3-N	42	22	8	92	Lost Division Semifinals
2003-04\$	Mike Haviland	2-N	47	19	6	100	Lost Division Semifinals
2002-03\$	Mike Haviland	1-NE	41	19	12	94	Won Kelly Cup
2001-02\$	Mike Haviland	3-NE	42	22	8	92	Lost Conference Finals
2000-01*	Mike Zruna	8-SW	28	40	4	60	Out of Playoffs
1999-00*	Dennis Desrosiers	8-SW	29	37	4	62	Out of Playoffs
1998-99*	Dennis Desrosiers	3-SW	37	29	4	78	Lost Conference Quarterfinals
1997-98*	Dennis Desrosiers	2-SW	39	23	8	86	Lost Conference Quarterfinals
1996-97*	Dennis Desrosiers	2-S	36	25	9	81	Lost Second Round
1995-96*	Phil Roberto	6-S	20	23	2	42	Out of Playoffs
	Jerome Bechard		2	1	0	4	
	Dennis Desrosiers		4	15	3	11	
1994-95*	Phil Roberto	6-S	26	38	4	56	Lost Second Round
1993-94*	Phil Roberto	2-W	44	20	4	92	Lost Semifinals
1992-93*	Bruce Garber	6-W	30	29	5	65	Out of Playoffs
1991-92#	Dennis Desrosiers	2-W	36	20	8	80	Lost Semifinals
1990-91#	Dennis Desrosiers	2-W	37	24	3	77	Lost First Round

* - Birmingham Bulls # - Cincinnati Cyclones \$ - Atlantic City Boardwalk Bullies ^ - Stockton Thunder

2020-21 Schedule

**Team has elected
a Voluntary
Suspension for
2020-21 due to
COVID-19**

2019-20 Results

Oct. 11	at Maine	5-2	Dec. 4	at Toledo	3-2	Jan. 18	Worcester	5-0
Oct. 12	at Worcester	1-5	Dec. 6	Maine	4-5*	Jan. 24	Brampton	5-3
Oct. 14	at Brampton	3-4#	Dec. 7	at Maine	4-5	Jan. 25	Brampton	7-4
Oct. 19	Worcester	3-2	Dec. 10	at Maine	2-3*	Jan. 26	at Worcester	6-0
Oct. 23	Maine	5-2	Dec. 13	Allen	1-4	Jan. 29	Maine	0-3
Oct. 25	Worcester	1-4	Dec. 14	Allen	6-7#	Jan. 31	Maine	2-5
Oct. 30	at Brampton	2-0	Dec. 17	at Newfoundland	3-5	Feb. 1	at Maine	2-3*
Nov. 2	at Worcester	2-0	Dec. 18	at Newfoundland	3-5	Feb. 7	Newfoundland	4-7
Nov. 3	at Reading	0-1	Dec. 20	Maine	3-4#	Feb. 8	Newfoundland	2-4
Nov. 8	Worcester	4-5#	Dec. 21	Maine	3-4#	Feb. 14	at South Carolina	3-4*
Nov. 9	at Maine	1-5	Dec. 26	at Maine	1-5	Feb. 15	at Jacksonville	5-0
Nov. 10	Worcester	6-2	Dec. 27	Worcester	4-5*	Feb. 18	at Atlanta	4-5*
Nov. 15	Reading	1-4	Dec. 28	Reading	6-2	Feb. 21	Brampton	6-1
Nov. 16	at Maine	4-0	Dec. 30	at Brampton	3-2*	Feb. 22	Maine	1-2
Nov. 20	Newfoundland	2-3	Dec. 31	Brampton	2-5	Feb. 23	Reading	5-2
Nov. 21	at Brampton	5-8	Jan. 3	at Newfoundland	2-3*	Feb. 28	Reading	6-5#
Nov. 24	at Worcester	4-1	Jan. 4	at Newfoundland	2-3*	Feb. 29	Reading	2-4
Nov. 27	Indy	4-2	Jan. 10	at Worcester	2-3	Mar. 4	at Newfoundland	3-4
Nov. 29	Brampton	2-8	Jan. 11	at Maine	4-2	Mar. 6	at Newfoundland	2-5
Nov. 30	Brampton	0-4	Jan. 15	Maine	1-4	Mar. 7	at Newfoundland	3-6
Dec. 1	at Brampton	4-3*	Jan. 17	at Reading	2-4	Mar. 10	Worcester	4-5

* - Overtime

- Shootout



**Jeff Mead
President**

Jeff Mead was named as President of the Adirondack Thunder on July 1, 2017, adding on to his current position as General Manager of Cool Insuring Arena. A Glens Falls, N.Y. native, Mead returned to the area in 2015 as he took over the then named Glens Falls Civic Center as General Manager. Mead also serves on the Downtown Business Improvement District as the organization's treasurer and is a member of the Adirondack Regional Chamber of Commerce Leadership Program. Prior to joining the Civic Center, Mead had served as the General Manager of three entertainment complexes, most recently the Blue Sky Sports Center in Allen, Texas from 2012-15. Mead also served as the general manager of the Dr. Pepper Starcenters, the official practice rink of the Dallas Stars, for three years from 2009-12. From 1999-2009, Mead worked for Polar Ice Entertainment the operating company of the Dr. Pepper Starcenters, where he served as the General Manager and Regional Director of Operations. With Polar, Mead worked at several locations, including Grapevine, Texas, where he operated the facility, negotiated naming rights and helped to bring the Stars to the complex. Mead is a 1997 graduate of the State University of New York at Potsdam, where he lettered in varsity hockey for four seasons. Mead and the Bears won the 1996 SUNYAC Championship and reached the NCAA Division III quarterfinals in 1996. Prior to playing collegiate hockey, Mead won two New York State High School Hockey State Titles with Glens Falls High School. Mead is married to his wife Tracy with two children, Avery and Trevor.

1 Civic Center Plaza, Glens Falls, NY 12801

Office (518) 480-3355	Email info@echlthunder.com
Arena Cool Insuring Arena	Capacity 4,794
Rink Dimensions 200 x 85	Team Colors Red, Black, Gray
Radio Station Hits 95.9 and Talk 1450	Broadcaster Evan Pivnick

Team Directory

President	Jeff Mead
Director, Ticket Sales and Services	Sean Driscoll
Director, Corporate Partnerships	Tadd Sipowicz
Director, Corporate Sales	Nathan Gosline
Director, Communications & Broadcasting	Evan Pivnick
Director, Events	Sarah Alpaugh
Finance Manager	Victoria Beagle
Group Sales Manager	Molly Coventry
Senior Account Executive	Jeff Casey
Head Coach & Director of Hockey Operations	Alex Loh
Associate Coach	Pete Dineen
Athletic Therapist	Aisha Visram
Equipment Manager	Alex Mann



ALLEN AMERICANS

NHL Affiliate: Minnesota Wild

AHL Affiliate: Iowa Wild

Year-by-Year Record

Season	GP	Home					Away					Overall					GF	GA	PTS
		W	L	T	OT	SO	W	L	T	OT	SO	W	L	T	OT	SO			
2019-20	62	22	7	2	7-2	0-0	18	7	6	5-4	1-2	40	14	8	8-4	1-2	247	195	88
2018-19	72	15	20	1	2-2	1-3	10	21	5	1-3	1-2	25	41	6	3-4	4-2	208	269	56
2017-18	72	19	11	6	3-5	1-1	16	18	2	0-1	2-1	35	29	8	3-6	3-2	235	232	78
2016-17	72	25	8	3	1-2	1-1	24	9	3	6-2	1-1	49	17	6	7-4	2-2	294	203	104
2015-16	72	22	10	4	0-2	2-2	19	14	3	3-1	1-2	41	24	7	3-3	3-4	222	204	89
2014-15	72	24	6	6	2-5	1-1	24	8	4	1-1	2-2	48	14	10	3-3	3-4	292	203	106

T - Includes Overtime and Shootout Losses

Year-by-Year Results

Season	Finished	Result
2020	1st, Mountain	No Playoffs due to COVID-19
2019	7th, Mountain	Out of Playoffs
2018	3rd, Mountain	Lost Division Semifinals
2017	1st, Mountain	Lost Division Finals
2016	2nd, Central	Won Kelly Cup
2015	1st, Central	Won Kelly Cup

All-Time Record vs. Other Clubs

Team	W-L-T	Team	W-L-T	Team	W-L-T	Team	W-L-T
Adirondack	2-0-0	Idaho	15-6-9	Norfolk	2-0-0	Utah	19-13-1
Atlanta	1-1-1	Indy	6-2-0	Orlando	2-0-2	Wheeling	0-1-0
Brampton	6-1-1	Jacksonville	1-0-0	Rapid City	32-11-1	Wichita	55-15-12
Cincinnati	2-3-3	Kalamazoo	2-2-0	Reading	1-4-0	Worcester	1-1-0
Florida	1-2-0	Kansas City	31-23-4	South Carolina	0-2-0		
Fort Wayne	0-3-0	Maine	0-0-0	Toledo	1-0-0		
Greenville	0-0-0	Newfoundland	0-0-0	Tulsa	44-31-7		

Web - AllenAmericans.com

Twitter - [@AllenAmericans](https://twitter.com/AllenAmericans)

Club Records

Players

Most Points, Season	125	Chad Costello, 2014-15
Most Points, Game	5	Greger Hanson at Rapid City, Feb. 10, 2017 Chad Costello vs. Brampton, Apr. 3, 2015
Most Goals, Season	44	Gary Steffes, 2014-15
Most Goals, Game	4	Greger Hanson at Rapid City, Feb. 10, 2017 Jack Combs vs. Quad City, Dec. 10, 2014
Most Assists, Season	89	Chad Costello, 2016-17
Most Assists, Game	4	three times, most recent: Olivier Archambault at Wichita, Jan. 31, 2020
Most PIM, Season	256	Brett Lyon, 2014-15
Most PIM, Game	29	Mike Gunn vs. Wichita, Dec. 16, 2016

Goaltenders

Most Appearances	50	Riley Gill, 2014-15
Most Minutes	2,868	Riley Gill, 2014-15
Most Wins	33	Riley Gill, 2014-15
Most Losses	17	C.J. Motte, 2018-19
Most OT/SO Losses	6	C.J. Motte, 2018-19
Most Shots	1,435	Riley Gill, 2014-15
Most Saves	1,311	Riley Gill, 2014-15
Most Shutouts	7	Riley Gill, 2016-17
Lowest GAA	2.22	Riley Gill, 2016-17
Best Save Percentage	.935	Riley Gill, 2016-17

Team

Most Points	106	2014-15
Fewest Points	56	2018-19
Most Wins	49	2016-17
Fewest Wins	25	2018-19
Most Losses	41	2018-19
Fewest Losses	14	2014-15
Most Goals Scored	294	2016-17
Fewest Goals Against	203	2014-15 & 2016-17
Most Penalty Minutes	1,691	2018-19

Longest Winning Streak

Overall	9	Dec. 31, 2014-Jan. 19, 2015
Home	11	Dec. 20, 2014-Jan. 29, 2015
Road	8	Feb. 8-Mar. 12, 2017

Longest Winless Streak

Overall	8	Dec. 5-19, 2018
Home	8	Jan. 30-Mar. 18, 2015
Road	11	Nov. 21-Dec. 29, 2018

Regular Season Attendance Record

5,816 vs. Brampton, Feb. 28, 2015

Postseason Game Attendance Record

6,125 vs. South Carolina, June 14, 2015

Regular Season Attendance Record

164,559, 2015-16

Playoff Record vs. Current Teams

	<u>Series</u>	<u>W</u>	<u>L</u>	<u>GP</u>	<u>W</u>	<u>L</u>	<u>GF</u>	<u>GA</u>	<u>Last Mtg</u>	<u>Rnd</u>	<u>Result</u>
Fort Wayne	1	1	0	5	4	1	22	16	2016	CF	W 4-1
Idaho	2	1	1	14	7	7	34	41	2018	DSF	L 3-4
Kansas City	1	1	0	6	4	2	19	12	2016	CSF	W 4-2
Rapid City	1	1	0	6	4	2	29	19	2015	DF	W 4-2
South Carolina	1	1	0	7	4	3	22	19	2015	Finals	W 4-3
Tulsa	1	1	0	5	4	1	18	14	2015	DSF	W 4-1
Utah	1	1	0	5	4	1	18	10	2017	DSF	W 4-1
Wheeling	1	1	0	6	4	2	24	19	2016	Finals	W 4-2

All-Time Playoff Results

<u>Year</u>	<u>Round</u>	<u>Opponent</u>	<u>Result</u>	<u>GF</u>	<u>GA</u>	<u>OT</u>	<u>Year</u>	<u>Round</u>	<u>Opponent</u>	<u>Result</u>	<u>GF</u>	<u>GA</u>	<u>OT</u>
2018	DSF	Idaho	L 3-4	19	22	0-0							
2017	DF	Colorado	L 2-4	16	18	0-0							
	DSF	Utah	W 4-1	18	10	0-0							
2016	Finals	Wheeling	W 4-2	24	19	1-0							
	CF	Fort Wayne	W 4-1	22	16	2-0							
	CSF	Missouri	W 4-2	19	12	0-0							
	CQF	Idaho	W 4-3	16	19	1-0							
2015	Finals	South Carolina	W 4-3	22	19	2-0							
	CF	Ontario	W 4-3	20	18	0-0							
	DF	Rapid City	W 4-2	29	19	0-0							
	DSF	Tulsa	W 4-1	18	14	1-0							

2019-20 Regular Season Statistics

<u>PLAYER</u>	<u>Pos</u>	<u>GP</u>	<u>G</u>	<u>A</u>	<u>PTS</u>	<u>+/-</u>	<u>PIM</u>	<u>PP</u>	<u>PPA</u>	<u>SH</u>	<u>SHA</u>	<u>GW</u>	<u>FG</u>	<u>OT</u>	<u>UA</u>	<u>EN</u>	<u>SOG</u>	<u>SOA</u>	<u>Shots</u>	<u>Sh%</u>
Tyler Sheehy	F	47	26	44	70	11	4	5	15	2	3	3	6	0	1	3	1	3	136	19.1
Alex Breton	D	61	11	44	55	20	32	3	15	1	1	2	1	1	1	0	0	1	131	8.4
Olivier Archambault	LW	47	18	36	54	22	31	3	8	0	0	4	2	1	0	0	0	0	129	14.0
Alex Guptill	LW	59	23	29	52	9	97	2	8	0	1	1	3	1	1	1	2	3	176	13.1
Jordan Topping	LW	56	26	19	45	13	46	5	3	0	0	5	4	2	2	2	0	0	155	16.8
Brett Pollock	C	49	16	27	43	-8	44	3	5	1	1	4	2	0	0	0	0	0	132	12.1
Stepan Falkovsky	D	46	15	26	41	16	32	8	10	2	0	2	1	1	1	0	0	1	88	17.0
Gabriel Gagne	RW	36	24	14	38	12	8	4	2	0	0	6	4	3	3	1	0	2	146	16.4
Jared VanWormer	RW	54	22	15	37	13	12	6	4	0	2	2	0	1	1	1	0	0	121	18.2
Spencer Asuchak	C	47	7	25	32	9	42	2	1	0	0	0	1	0	0	1	0	0	72	9.7
Jack Sadek	D	61	6	26	32	25	20	2	5	0	1	0	1	0	0	0	0	0	77	7.8
Josh Lammon	C	54	8	19	27	16	28	1	2	0	0	2	0	1	0	1	0	0	92	8.7
Les Lancaster	D	34	5	22	27	1	8	1	8	0	1	0	0	0	0	0	0	0	60	8.3
Corey Durocher	LW	44	9	14	23	15	20	0	0	1	1	0	1	0	1	0	0	0	97	9.3
TOTALS		50	9	16	25	12	22	0	1	1	1	0	1	0	1	0	0	0	104	8.7
Josh Brittain	C	38	11	12	23	17	22	1	2	0	0	3	1	0	1	0	0	1	89	12.4
Cody Corbett	D	11	1	2	3	-4	2	0	1	0	0	0	0	0	0	0	0	0	32	3.1
TOTALS		46	4	8	12	-19	24	1	2	1	0	2	1	1	0	0	0	0	97	4.1
Turner Ottenbreit	D	17	1	10	11	14	36	1	4	0	0	0	0	0	0	0	0	0	37	2.7
Kayle Doetzel	D	57	2	8	10	10	59	0	0	0	0	1	1	0	0	0	0	0	53	3.8
Nick Boka	D	29	1	8	9	10	32	0	1	1	0	0	1	0	0	0	0	0	41	2.4
Cole Fraser	D	36	4	4	8	-2	84	0	0	0	0	1	0	0	0	0	0	0	58	6.9
Mitch McLain	C	8	4	2	6	-2	6	1	1	1	0	2	0	1	0	0	0	0	28	14.3
Greg Campbell	D	21	1	4	5	-9	2	0	0	0	0	0	1	0	0	0	0	0	21	4.8
Shawn O'Donnell	C	5	1	2	3	-5	2	1	0	0	1	0	1	0	0	0	0	0	11	9.1
Jason Salvaggio	F	10	1	2	3	-1	6	0	0	0	0	0	0	0	0	0	0	0	29	3.4
Jacob Doty	RW	3	0	3	3	0	0	0	0	0	0	0	0	0	0	0	0	0	4	0.0
Matt Register	D	3	0	3	3	1	2	0	1	0	0	0	0	0	0	0	0	0	8	0.0
Ben Carroll	D	2	0	2	2	1	2	0	0	0	0	0	0	0	0	0	0	0	0	0.0
Jake Paterson	G	28	0	2	2	0	2	0	0	0	0	0	0	0	0	0	0	0	0	0.0
Dmitry Sokolov	RW	2	1	0	1	0	2	0	0	0	0	0	0	0	0	0	0	0	13	7.7
Mike Hedden	LW	4	1	0	1	-1	2	0	0	0	0	1	0	0	0	0	0	0	5	20.0
Colton Heffley	RW	8	1	0	1	-3	2	0	0	0	0	0	0	0	0	0	0	0	13	7.7
Andrew Shortridge	G	10	0	1	1	0	0	0	0	0	0	0	0	0	0	0	0	0	0	0.0
Ben Owen	D	12	0	1	1	1	4	0	0	0	0	0	0	0	0	0	0	0	7	0.0
Theo Calvas	D	1	0	0	0	0	0	0	0	0	0	0	0	0	0	0	0	0	1	0.0
Regan Nagy	RW	2	0	0	0	0	0	0	0	0	0	0	0	0	0	0	0	0	0	0.0
Gary Steffes	C	2	0	0	0	0	6	0	0	0	0	0	0	0	0	0	0	0	3	0.0
Evan Weninger	G	2	0	0	0	0	0	0	0	0	0	0	0	0	0	0	0	0	0	0.0
Kyle Bauman	RW	3	0	0	0	-2	0	0	0	0	0	0	0	0	0	0	0	0	7	0.0
Mitch Vandergunst	RW	9	0	0	0	-3	26	0	0	0	0	0	0	0	0	0	0	0	2	0.0
Zach Sawchenko	G	13	0	0	0	0	2	0	0	0	0	0	0	0	0	0	0	0	0	0.0
Dereck Baribeau	G	15	0	0	0	0	4	0	0	0	0	0	0	0	0	0	0	0	0	0.0
BENCH		62	1				16												1	
TEAM TOTALS		62	247	426	672	196	745	49	96	9	12	39	31	12	12	10	3	11	2075	11.9

<u>GOALIE</u>	<u>GP</u>	<u>MINS</u>	<u>W</u>	<u>L</u>	<u>OTL</u>	<u>SL</u>	<u>SO</u>	<u>EN</u>	<u>GA</u>	<u>GAA</u>	<u>SOGP</u>	<u>SOW</u>	<u>SA</u>	<u>SVS</u>	<u>SV%</u>
Zach Sawchenko	13	792	8	2	2	1	2	2	31	2.35	1	0	441	410	0.930
Evan Weninger	2	120	1	1	0	0	0	0	5	2.49	0	0	71	66	0.930
Dereck Baribeau	15	700	9	2	0	0	2	1	32	2.74	0	0	371	339	0.914
Andrew Shortridge	10	576	4	4	1	0	2	1	27	2.81	0	0	317	290	0.915
Jake Paterson	28	1571	18	5	3	1	0	1	93	3.55	2	1	925	832	0.899
TEAM TOTALS	68	3759	40	14	6	2	6	5	188	3.00	3	1	2125	1937	0.912



Steve Martinson **Head Coach/General Manager**

Steve Martinson, who joined the Allen Americans in 2012-13 as head coach and general manager, led the Americans to titles in each of his first four seasons behind the bench, capturing Central Hockey League championships in 2013 and 2014 before winning the Kelly Cup title in 2015 and 2016. Prior to Allen, Martinson coached the Chicago Express in their only season in the ECHL. A native of Minnetonka, Minnesota, he played professionally for 12 years spanning from 1981-96, at several different levels. Martinson played in 50 games in the National Hockey League, for parts of four seasons with the Detroit Red Wings, Montreal Canadiens and Minnesota North Stars. Martinson began his coaching career in 1996 with the San Diego Gulls of the WCHL, where he coached for nine seasons and over 600 games, winning five championships. During his ECHL expansion season in 2003-04 with San Diego, his club set an ECHL record for most points by an expansion team with 100 points. Following San Diego, he spent three seasons in Rockford of the UHL, where he won a championship with the IceHogs in 2006-07. In his 24 years of coaching, Martinson has failed to reach the postseason only twice. He enters the 2020-21 season fifth in ECHL history with 438 regular-season wins, tied for fifth with 782 games coached, and fourth with 92 postseason games coached and 49 postseason wins. Martinson was a tough, gritty player during his playing days, racking up more than 3,000 penalty minutes over his 14-year career. He holds the single season American Hockey League mark for most major penalties in a season with 49, in 1985-86. Off the ice, Martinson earned his Business Management degree in 1981, from St Cloud State University. Martinson and his wife, Michelle, reside in Illinois in the offseason along with their two children, Logan and Lily.

Season	Team	Regular Season				Playoffs		
		Games	W	L	T	Games	W	L
1995-96	San Diego (WCHL)	58	49	7	2	9	6	3
1996-97	San Diego (WCHL)	64	50	12	2	8	7	1
1997-98	San Diego (WCHL)	64	53	10	1	13	11	2
1998-99	San Diego (WCHL)	71	45	19	7	12	7	5
1999-00	San Diego (WCHL)	70	46	16	6	9	4	5
2000-01	San Diego (WCHL)	72	50	17	5	13	10	3
2001-02	San Diego (WCHL)	72	47	22	3	7	4	3
2002-03	San Diego (WCHL)	72	45	22	7	12	8	4
2003-04	San Diego Gulls (ECHL)	72	49	13	10	3	0	3
2004-05	Rockford (UHL)	80	46	25	9	11	7	6
2005-06	Rockford (UHL)	76	48	19	9	9	4	5
2006-07	Rockford (UHL)	76	48	21	7	17	12	5
2007-08	Elmira Jackals (ECHL)	72	41	24	7	6	2	4
2008-09	Elmira Jackals (ECHL)	72	39	26	7	11	4	7
2009-10	Elmira Jackals (ECHL)	72	37	26	9	5	2	3
2011-12	Chicago Express (ECHL)	72	34	26	12	---	---	---
2012-13	Allen (CHL)	66	39	18	9	19	12	7
2013-14	Allen (CHL)	66	39	22	5	17	12	5
2014-15	Allen Americans (ECHL)	72	48	14	10	25	16	9
2015-16	Allen Americans (ECHL)	72	41	24	7	24	16	8
2016-17	Allen Americans (ECHL)	72	49	17	6	11	6	5
2017-18	Allen Americans (ECHL)	72	35	29	8	7	3	4
2018-19	Allen Americans (ECHL)	72	25	41	6	--	--	--
2019-20	Allen Americans (ECHL)	62	40	14	8	--	--	--
	ECHL Totals	782	438	254	90	92	49	43

Coaching History

Year	Coach	STD	W	L	T	PTS	Playoffs
2019-20	Steve Martinson	1-M	40	14	8	88	No Playoffs due to COVID-19
2018-19	Steve Martinson	7-M	25	41	6	56	Out of Playoffs
2017-18	Steve Martinson	3-M	35	29	8	78	Lost Division Semifinals
2016-17	Steve Martinson	1-M	49	17	6	104	Lost Division Finals
2015-16	Steve Martinson	2-C	41	24	7	89	Won Kelly Cup
2014-15	Steve Martinson	1-C	48	14	10	106	Won Kelly Cup

2020-21 Schedule

Sat.	Dec. 12	at Tulsa
Fri.	Dec. 18	Rapid City
Sat.	Dec. 19	Rapid City
Sat.	Dec. 26	Tulsa
Sun.	Dec. 27	Tulsa
Thu.	Dec. 31	Wichita
Fri.	Jan. 1	at Wichita
Sat.	Jan. 2	at Wichita
Fri.	Jan. 8	at Kansas City
Sat.	Jan. 9	at Kansas City

*Remainder of schedule will be
announced at a later date*

2019-20 Results

Oct.11	Rapid City	3-2*	Dec. 6	at Idaho	5-6*	Jan. 18	at Kansas City	8-2
Oct. 12	at Tulsa	5-4	Dec. 7	at Idaho	4-3*	Jan. 20	Kansas City	8-0
Oct. 18	Utah	4-10	Dec. 10	Wichita	5-1	Jan. 24	at Utah	4-5#
Oct. 19	Utah	5-4*	Dec. 13	at Adirondack	4-1	Jan. 25	at Utah	6-3
Oct. 26	Idaho	3-4	Dec. 14	at Adirondack	7-6#	Jan. 30	Tulsa	4-3
Oct. 27	Idaho	2-1*	Dec. 15	at Brampton	4-6	Jan. 31	at Wichita	6-3
Nov. 1	Rapid City	3-2*	Dec. 18	at Worcester	5-4	Feb. 1	Wichita	7-6
Nov. 2	Rapid City	4-3	Dec. 20	Rapid City	5-2	Feb. 8	at Kansas City	4-6
Nov. 5	at Tulsa	3-1	Dec. 21	Rapid City	5-2	Feb. 12	at Rapid City	0-1
Nov. 8	Norfolk	5-0	Dec. 22	at Wichita	2-3*	Feb. 14	at Rapid City	4-0
Nov. 9	Norfolk	3-2*	Dec. 27	at Idaho	0-1#	Feb. 15	at Rapid City	2-3
Nov. 12	at Cincinnati	2-4	Dec. 28	at Idaho	5-2	Feb. 18	Tulsa	4-0
Nov. 14	at Cincinnati	0-1*	Dec. 31	Idaho	5-6*	Feb. 21	Tulsa	3-5
Nov. 17	Idaho	3-1	Jan. 2	Kansas City	3-5	Feb. 22	Wichita	8-5
Nov. 19	at Kansas City	4-2	Jan. 3	Kansas City	2-4	Feb. 23	at Tulsa	2-1*
Nov. 22	Wichita	7-3	Jan. 4	Wichita	7-2	Feb. 28	at Wichita	1-6
Nov. 23	Wichita	2-3*	Jan. 7	at Wichita	3-4*	Feb. 29	Wichita	6-2
Nov. 24	at Wichita	3-2*	Jan. 10	Kalamazoo	3-2*	Mar. 3	at Tulsa	1-0*
Nov. 30	at Tulsa	6-3	Jan. 11	Kalamazoo	6-4	Mar. 6	at Kansas City	5-4*
Dec. 1	at Tulsa	2-5	Jan. 13	Utah	1-6	Mar. 7	Tulsa	2-4
Dec. 4	at Idaho	6-4	Jan. 14	Utah	6-5*			

* - Overtime

- Shootout



Michael Waddell
President/Alternate Governor

A veteran of over 30 years in the sports world, Waddell brings a wealth of knowledge and experience to the Allen Americans. He was most recently the President of the Orlando Storm, of World Team Tennis and also served as Team President of the startup Orlando Apollos of the Alliance of American Football during the 2019 season, where his staff led the AAF in group tickets sales and was second in overall attendance. From 2016-18 Waddell worked in NASCAR as the Vice President of Richmond Raceway, helping lead the \$30 million renovation of the facility. In 2017 he championed the creation of Richmond Raceway E-sports, which was NASCAR's first track owned E-sports racing team, featuring six drivers and a host of engaged sponsors in NASCAR's Official iRacing Series. Waddell has spent the majority of his career as a leader in college athletics, including three years as the Director of Athletics at Towson University, where the Tigers won 11 Colonial Athletic Association Championships and built the \$85 million SECU Arena and negotiated a \$4.75 million naming rights deal for the multisport facility. He has also held Executive Athletics External Leadership positions with the University of Illinois, University of Arkansas, University of Cincinnati and the University of Akron. The Newton, NC native began his career in 1991 as a broadcaster with the Tar Heel Sports Network at the University of North Carolina and advanced up the play-by-play ranks at the University of Virginia (1994-97), Appalachian State University (1997-2000), and the U.S. Military Academy (2000-2001). While at the University of Akron (2001-06) Waddell served as the Zips' television Executive Producer and play-by-play announcer for football & basketball telecasts with ESPN Regional, FOX Sports Ohio, and Time Warner Cable. Waddell has also experienced success in private business as the Founder of Brentwood Partners, LLC, a firm he launched in 2013, which is focused on six pillars of client service; revenue generation, brand enhancement, fan engagement, creative production, eSports development, and management search. Key clients have included World TeamTennis, NASCAR Cup Series Athlete Joey Gase, the KANN Advisory Group, and Eternal Fan/Fan Memories. Waddell is currently of counsel to the firm. A 1991 graduate of Guilford College in Greensboro, NC, Waddell was a Fighting Quakers' football letterman as a Tight End and Punter. Waddell later earned his master's degree in sport administration at Ohio University in 2010, which is recognized as the #1 graduate program in the World for Sports Business. He and his wife, Heidi, have two children; Drew (22) and Caroline (20).

200 East Stacy Road, Suite 1350, Allen, TX 75002

Office (972) 912-1000	Email info@allenamericans.com
Arena Allen Event Center	Capacity 6,200
Rink Dimensions 200 x 85	Team Colors Red, White, Blue
Radio Station HOT 107.5 FM	Broadcaster Tommy Daniels

Team Directory

Owner	Jack Gulati
President/Alternative Governor	Michael Waddell
Head Coach/General Manager	Steve Martinson
Vice President of Broadcasting, Media and Community Relations	Tommy Daniels
Vice President of Corporate Partnerships Chief Revenue Officer.	Devron Jeffers
Senior Director, Ticket Sales & Service.	Brittany Kucia
Senior Manager, Event Operations Partnership Activation	Casey Rusnak
Director, Finance Internal Operations	Kevin Sikes-Gilbert
Manager, Business Development	Lizzie Stephens
Manager, Digital Content Information technology	Kamen Kessler
Senior Manager, Fan Engagement & operations	Chase Richardson
Ticket Relationship Manager	Brandon Blumstein
Public Address Announcer	Lee Hastings
In-Game Hostess	Kaity Floyd
Ice Angels Director	Stephanie DeBiase
Assistant Coaches	Jason Deitsch, Chris Meriney
Athletic Trainer	Jordan Dutton
Equipment Manager	Tim Abbott
Goalie Coach	Chris Johansen
Bus Driver	TBD



ATLANTA GLADIATORS

NHL Affiliate: Boston Bruins

AHL Affiliate: Providence Bruins

Year-by-Year Record

Season	Home						Away					Overall					GF	GA	PTS
	GP	W	L	T	OT	SO	W	L	T	OT	SO	W	L	T	OT	SO			
2019-20	61	20	10	3	4-1	1-0	9	18	3	2-1	0-2	29	28	4	6-2	1-2	200	230	62
2018-19	72	19	13	4	3-3	2-1	12	17	7	1-5	0-2	31	30	11	4-8	2-3	197	211	73
2017-18	72	13	18	5	0-2	1-3	19	17	0	4-0	0-0	32	35	5	4-2	1-3	205	229	69
2016-17	72	14	19	3	3-3	0-0	13	18	5	4-3	1-2	27	37	8	7-6	1-2	234	278	62
2015-16	72	16	17	3	4-2	2-1	18	14	4	4-3	2-1	34	31	7	8-5	4-2	189	224	75
2014-15	72	13	20	3	4-1	0-2	7	25	4	1-2	1-2	20	45	7	5-3	1-4	174	263	47
2013-14	72	17	17	2	0-0	2-2	12	21	3	1-3	1-0	29	38	5	1-3	3-2	203	227	63
2012-13	72	22	11	3	1-2	0-1	21	15	0	3-0	3-0	43	26	3	4-2	3-1	211	191	89
2011-12	72	26	7	3	0-0	4-3	15	13	8	0-7	4-1	41	20	11	0-7	8-4	214	200	93
2010-11	72	16	17	3	0-1	2-2	14	17	5	0-2	3-3	30	34	8	0-3	5-5	203	250	68
2009-10	72	16	18	2	2-0	2-2	15	15	6	4-5	1-1	31	33	8	6-5	3-3	243	277	70
2008-09	72	19	13	4	2-1	2-3	12	22	2	2-0	0-2	31	35	6	4-1	2-5	214	246	68
2007-08	72	22	12	2	0-0	3-2	22	11	3	2-2	3-1	44	23	5	2-2	6-3	247	198	93
2006-07	72	26	8	2	0-1	2-1	15	16	5	1-4	3-1	41	24	7	1-5	5-2	289	256	89
2005-06	72	29	4	3	2-0	0-3	21	11	4	1-0	0-4	50	15	7	3-0	0-7	304	208	107
2004-05	72	22	9	5	1-1	2-4	18	15	3	2-0	5-3	40	24	8	3-1	7-7	241	202	88
2003-04	72	24	7	5	1-2	3-3	18	15	3	1-2	3-1	42	22	8	2-4	6-4	248	193	92
2001-02*	72	19	9	8	1-1	3-7	9	17	10	0-7	2-3	28	26	18	1-8	5-10	215	237	74
2000-01*	72	22	12	2	1-1	4-1	16	16	4	0-2	3-2	38	28	6	1-3	7-3	240	233	82
1999-00*	70	23	12	0	---	1-0	17	16	2	---	4-2	40	28	2	---	5-2	275	230	82
1998-99*	70	16	15	4	---	4-4	15	16	4	---	3-4	31	31	8	---	7-8	231	259	70
1997-98*	70	22	10	3	---	4-3	13	17	5	---	5-5	35	27	8	---	9-8	236	233	78
1996-97*	70	22	8	5	---	2-5	12	17	6	---	2-6	34	25	11	---	4-11	257	263	79
1995-96*	70	13	16	6	---	2-6	9	21	5	---	5-5	22	37	11	---	7-11	265	325	55

T - Includes Overtime and Shootout Losses (Games tied at end of regulation went directly to shootout from 1995-2000)

* - Mobile Mysticks

Year-by-Year Results

Season	Finished	Result	Season	Finished	Result
2020	4th, South	No Playoffs due to COVID-19	2008	3rd, South	Lost Division Semifinals
2019	5th, South	Out of Playoffs	2007	3rd, South	Lost Division Semifinals
2018	4th, South	Lost Division Semifinals	2006	1st, South	Lost Kelly Cup Finals
2017	6th, South	Out of Playoffs	2005	3rd, South	Lost Conference Semifinals
2016	4th, East	Out of Playoffs	2004	3rd, Central	Lost Conference Finals
2015	7th, East	Out of Playoffs	2002	6th, Southwest	Out of Playoffs
2014	5th, South	Out of Playoffs	2001	3rd, Southwest	Lost Conference Semifinals
2013	1st, South	Lost Conference Semifinals	2000	2nd, Southeast	Lost Conference Quarterfinals
2012	1st, South	Lost Conference Quarterfinals	1999	5th, Southwest	Lost Wild Card
2011	4th, South	Out of Playoffs	1998	5th, Southwest	Lost Conference Quarterfinals
2010	4th, South	Out of Playoffs	1997	4th, South	Lost First Round
2009	4th, South	Lost Division Semifinals	1996	7th, South	Out of Playoffs

All-Time Record vs. Other Clubs

Team	W-L-T	Team	W-L-T	Team	W-L-T	Team	W-L-T
Adirondack	3-2-0	Idaho	6-3-2	Norfolk	19-9-1	Utah	3-1-2
Allen	2-1-0	Indy	1-4-1	Orlando	40-32-6	Wheeling	11-9-1
Brampton	2-1-0	Jacksonville	15-10-4	Rapid City	2-1-0	Wichita	0-0-0
Cincinnati	11-8-1	Kalamazoo	8-7-6	Reading	8-12-1	Worcester	1-0-0
Florida	69-87-17	Kansas City	2-0-1	South Carolina	83-101-20		
Fort Wayne	3-8-0	Maine	0-0-0	Toledo	10-11-3		
Greenville	65-60-12	Newfoundland	0-3-0	Tulsa	2-0-2		

Web - AtlantaGladiators.com

Twitter - @AtlGladiators

Club Records

Players

Most Points, Season	110	Brad Schell, 2006-07
Most Points, Game	7	Steve Suk vs. Birmingham, Feb. 13, 1996
Most Goals, Season	45	Mark Turner, 1999-2000
Most Goals, Game	4	eight times, most recent: Nick Bligh vs. Jacksonville, Jan. 12, 2019
Most Assists, Season	85	Brad Schell, 2006-07
Most Assists, Game	5	Dean Sylvester vs. Birmingham, Feb. 13, 1996 Bobby Stewart at Birmingham, Jan. 15, 2000
Most PIM, Season	373	Jason Clarke, 1999-2000
Most PIM, Game	53	Myles Stoesz, Mar. 28, 2008

Goaltenders

Most Appearances	57	Greg Hewitt, 2001-02
Most Minutes	3,471	Greg Hewitt, 2001-02
Most Wins	32	Sean Fields, 2005-06
Most Losses	26	Mark Michaud, 1995-96
Most OT/SO Losses	15	Greg Hewitt, 2001-02
Most Shots	1,790	Greg Hewitt, 2001-02
Most Saves	1,615	Greg Hewitt, 2001-02
Most Shutouts	5	Jeff Jakaitis, 2011-12
Lowest GAA	2.03	Jeff Jakaitis, 2011-12
Best Save Percentage	.930	Jeff Jakaitis, 2011-12

Team

Most Points	107	2005-06
Fewest Points	47	2014-15
Most Wins	50	2005-06
Fewest Wins	20	2014-15
Most Losses	45	2014-15
Fewest Losses	15	2005-06
Most Goals Scored	304	2005-06
Fewest Goals Against	191	2012-13
Most Penalty Minutes	2,138	1996-97

Longest Winning Streak

Overall	9	Jan. 21-Feb. 10, 2006
Home	12	Jan 6-Feb. 11, 2012
Road	8	Feb. 13-Apr. 3, 1999

Longest Winless Streak

Overall	12	Feb. 19-Mar. 12, 1996
Home	6	Jan. 18-Feb. 5, 2016 Feb. 7-Mar. 13, 2015 Oct. 17-Nov. 14, 1998
Road	10	Dec. 23, 2001-Feb. 7, 2002

Regular Season Game Attendance Record

11,355 four times, most recent:
Nov. 4, 2006 vs. Texas

Postseason Game Attendance Record

6,124 vs. Alaska, May. 29, 2006

Regular Season Attendance Record

217,643, 2004-05

Playoff Record vs. Current Teams

	<u>Series</u>	<u>W</u>	<u>L</u>	<u>GP</u>	<u>W</u>	<u>L</u>	<u>GF</u>	<u>GA</u>	<u>Last Mtg</u>	<u>Rnd</u>	<u>Result</u>
Cincinnati	1	0	1	6	2	4	14	18	2013	CSF	L 2-4
Florida	3	1	2	13	4	9	39	48	2018	DSF	L 0-4
Idaho	1	0	1	4	1	3	9	14	2004	CF	L 1-3
South Carolina	5	2	3	21	12	9	69	52	2013	CQF	W 4-0
Toledo	1	1	0	5	4	1	19	13	2006	CF	W 4-1

All-Time Playoff Results

<u>Year</u>	<u>Round</u>	<u>Opponent</u>	<u>Result</u>	<u>GF</u>	<u>GA</u>	<u>OT</u>	<u>Year</u>	<u>Round</u>	<u>Opponent</u>	<u>Result</u>	<u>GF</u>	<u>GA</u>	<u>OT</u>
2018	DSF	Florida	L 0-4	7	14	0-1	2005	CSF	Charlotte	L 1-3	6	12	1-1
2013	CSF	Cincinnati	L 2-4	14	18	0-1		CQF	Mississippi	W 3-1	18	6	0-1
		South Carolina	W 4-0	15	6	0-0	2004	CF	Idaho	L 1-3	9	14	0-0
2012	CQF	South Carolina	L 1-3	9	13	0-2		DF	Louisiana	W 3-1	12	11	1-0
2009	DSF	Florida	L 1-4	11	16	1-1		DSF	Mississippi	W 3-2	13	12	2-0
2008	DSF	South Carolina	L 2-3	13	13	0-1	2001	CSF	South Carolina	L 2-3	19	22	1-1
	DQF	Charlotte	W 3-0	10	2	0-0		CQF	Jackson	W 3-2	16	14	0-0
2007	DSF	Texas	L 1-3	12	14	0-2	2000	CQF	Greenville	L 2-3	15	21	0-0
2006	Finals	Alaska	L 1-4	18	17	0-0	1999	WC	Birmingham	L 0-2	5	9	0-0
	CF	Toledo	W 4-1	19	13	1-1	1998	CQF	Louisiana	L 0-3	13	18	0-1
	DF	Florida	W 3-1	21	18	0-0	1997	1st	Louisiana	L 0-3	7	12	0-0
	DSF	South Carolina	W 3-0	13	8	1-0							

2019-20 Regular Season Statistics

PLAYER	Pos	GP	G	A	PTS	+/-	PIM	PP	PPA	SH	SHA	GW	FG	OT	UA	EN	SOG	SOA	Shots	Sh%
Eric Neiley	F	59	24	31	55	2	80	6	6	1	2	7	2	2	2	0	0	0	163	14.7
Samuel Asselin	F	53	26	26	52	-8	70	6	8	1	0	5	1	2	2	0	1	3	156	16.7
Tommy Marchin	F	49	21	27	48	-13	26	3	8	1	1	2	3	0	3	0	0	0	169	12.4
Derek Nesbitt	F	60	15	31	46	-14	10	4	10	2	2	2	1	0	1	1	0	0	166	9.0
Logan Nelson	F	55	12	29	41	-15	44	3	9	0	0	2	1	0	1	0	0	1	155	7.7
Joel Messner	D	59	8	29	37	3	43	2	16	1	1	2	0	0	1	1	0	0	138	5.8
Zach Malatesta	D	60	14	20	34	-13	92	5	9	0	1	1	3	0	0	0	0	0	166	8.4
Scott Conway	F	39	17	16	33	-5	16	2	4	0	0	2	4	1	0	0	0	2	140	12.1
Avery Peterson	F	51	16	13	29	-6	50	5	5	0	1	0	2	0	0	0	0	0	117	13.7
Luke Nogard	F	30	10	12	22	-2	37	5	3	0	0	0	2	0	1	0	0	1	104	9.6
Dante Hannoun	F	24	5	14	19	-12	6	1	4	0	0	0	1	0	0	0	0	0	47	10.6
Alexey Solovyev	D	59	3	14	17	6	16	0	1	0	0	0	2	0	0	0	0	0	73	4.1
Nick Bligh	F	30	8	7	15	-16	6	2	4	1	0	0	3	0	1	0	0	1	74	10.8
Thomas Frazee	C	27	5	10	15	-13	36	3	3	0	0	1	1	0	0	0	0	0	47	10.6
Anthony Collins	F	59	3	11	14	-10	64	1	1	0	0	0	0	0	0	0	0	0	59	5.1
Cody Corbett	D	35	3	6	9	-15	22	1	1	0	2	1	1	0	0	0	0	0	65	4.6
Chris Forney	D	58	2	7	9	1	26	0	1	0	0	1	0	0	0	0	0	0	85	2.4
John Gustafsson	F	3	0	0	0	-2	0	0	0	0	0	0	0	0	0	0	0	0	1	0.0
TOTALS		21	3	3	6	-5	14	2	2	0	0	0	0	0	0	0	0	0	33	9.1
Robbie Hall	D	29	0	5	5	-9	8	0	0	0	0	0	0	0	0	0	0	0	28	0.0
TOTALS		38	0	6	6	-14	10	0	0	0	0	0	0	0	0	0	0	0	37	0.0
Joona Koppanen	F	5	1	4	5	1	2	0	0	0	0	0	0	0	0	0	0	0	14	7.1
Greg Campbell	D	14	0	0	0	4	8	0	0	0	0	0	0	0	0	0	0	0	17	0.0
TOTALS		37	1	4	5	-5	12	0	0	0	0	1	0	0	0	0	0	0	42	2.4
Josh Thrower	D	38	2	2	4	-23	44	0	0	0	0	0	0	0	0	0	0	0	13	15.4
Robert Powers	D	35	1	3	4	-6	14	0	0	0	0	1	0	0	0	0	0	0	31	3.2
Reid Jackman	F	16	1	2	3	-5	10	0	1	0	0	0	0	0	1	0	0	0	20	5.0
Jack Stander	D	6	1	1	2	-7	0	0	0	0	0	0	0	0	0	0	0	0	6	16.7
Phil Johansson	D	2	0	0	0	0	0	0	0	0	0	0	0	0	0	0	0	0	0	0.0
TOTALS		15	0	2	2	-7	4	0	0	0	0	0	0	0	0	0	0	0	11	0.0
Jake Randolph	F	2	1	0	1	-1	2	0	0	0	0	0	0	0	0	0	0	0	6	16.7
Jake Flegel	D	10	0	1	1	-5	9	0	0	0	0	0	0	0	0	0	0	0	9	0.0
Kyle Keyser	G	1	0	0	0	0	0	0	0	0	0	0	0	0	0	0	0	0	0	0.0
Dan Vldar	G	1	0	0	0	0	0	0	0	0	0	0	0	0	0	0	0	0	0	0.0
Luke Stork	F	2	0	0	0	0	0	0	0	0	0	0	0	0	0	0	0	0	0	0.0
Seth Swenson	F	3	0	0	0	-1	2	0	0	0	0	0	0	0	0	0	0	0	1	0.0
TOTALS		4	0	0	0	-3	2	0	0	0	0	0	0	0	0	0	0	0	1	0.0
Ben Halford	G	5	0	0	0	0	0	0	0	0	0	0	0	0	0	0	0	0	0	0.0
Martin Ouellette	G	10	0	0	0	0	0	0	0	0	0	0	0	0	0	0	0	0	0	0.0
Callum Booth	G	9	0	0	0	0	0	0	0	0	0	0	0	0	0	0	0	0	0	0.0
TOTALS		12	0	0	0	0	0	0	0	0	0	0	0	0	0	0	0	0	0	0.0
Sean Bonar	G	20	0	0	0	0	17	0	0	0	0	0	0	0	0	0	0	0	0	0.0
Chris Nell	G	24	0	0	0	0	2	0	0	0	0	0	0	0	0	0	0	0	0	0.0
TOTALS		29	0	0	0	0	2	0	0	0	0	0	0	0	0	0	0	0	0	0.0
BENCH		61	1				24												1	

TEAM TOTALS 61 200 321 520 -184 786 49 94 8 8 28 27 6 13 2 1 8 2071 9.6

GOALIE	GP	MINS	W	L	OTL	SOL	SO	EN	GA	GAASOGP	SOW	SA	SVS	SV%	
Dan Vldar	1	60	1	0	0	0	0	0	2	2.00	0	22	20	0.909	
Callum Booth	9	503	4	5	0	0	1	3	27	3.22	0	302	275	0.911	
TOTALS	12	640	5	6	0	0	1	3	36	3.37	0	380	344	0.905	
Sean Bonar	20	1095	9	8	1	0	1	1	68	3.72	0	611	543	0.889	
Martin Ouellette	10	545	4	6	0	0	0	2	34	3.74	0	270	236	0.874	
Chris Nell	24	1312	11	8	1	2	1	1	78	3.56	3	729	651	0.893	
TOTALS	29	1591	12	12	1	2	1	3	100	3.77	3	874	774	0.886	
Kyle Keyser	1	59	0	1	0	0	0	0	4	4.10	0	22	18	0.818	
Ben Halford	5	111	0	0	0	0	0	0	8	4.31	0	51	43	0.843	
TEAM TOTALS	70	3685	29	28	2	2	3	7	221	3.60	3	1	2007	1786	0.890



Jeff Pyle
Head Coach/Director of Hockey Operations

Jeff Pyle returned to the Gladiators for his second stint as head coach for the 2018-19 season, after previously serving in that role from 2003-11. Pyle's coaching career began when he was named head coach of the Mobile Mysticks in 1998 and remained at the helm until 2002. After four seasons in Mobile he assisted with the team's move to Gwinnett County for the Gladiators' inaugural season in 2003-04. Pyle led the Gladiators to the playoffs in each of their first six seasons, including an appearance in the 2006 Kelly Cup Finals. Following the 2010-11 season, Pyle moved on to the American Hockey League, as head coach for Texas Stars. Pyle returned to the ECHL with the Evansville IceMen for the 2013-14 season. He then went on to coach in the Southern Professional Hockey League for two years with the Evansville Thunderbolts, before returning to the Gladiators. Prior to his coaching career, he played professional hockey for 12 seasons, earning team Most Valuable Player honors nine times and was selected to the All-Star Team on seven occasions. His best season came during the 1986-87 season, when he was named the International Hockey League MVP. He earned the honor by scoring 49 goals, while leading the league with 87 assists and 136 point as a member of the Saginaw Generals. Pyle scored 100 or more points six times during his career, including a career-high 53 goals in the 1982-83 season.

Season	Team	Regular Season				Playoffs		
		Games	W	L	T	Games	W	L
1998-99	Mobile Mysticks (ECHL)	70	31	31	8	2	0	2
1999-00	Mobile Mysticks (ECHL)	70	40	28	2	5	2	3
2000-01	Mobile Mysticks (ECHL)	72	38	28	6	10	5	5
2001-02	Mobile Mysticks (ECHL)	72	28	26	18	--	--	--
2003-04	Gwinnett Gladiators (ECHL)	72	42	22	8	13	7	6
2004-05	Gwinnett Gladiators (ECHL)	72	40	24	8	8	4	4
2005-06	Gwinnett Gladiators (ECHL)	72	50	15	7	17	11	6
2006-07	Gwinnett Gladiators (ECHL)	72	41	24	7	4	1	3
2007-08	Gwinnett Gladiators (ECHL)	72	44	23	5	8	5	3
2008-09	Gwinnett Gladiators (ECHL)	72	31	35	6	5	1	4
2009-10	Gwinnett Gladiators (ECHL)	72	31	33	8	--	--	--
2010-11	Gwinnett Gladiators (ECHL)	72	30	34	8	--	--	--
2011-12	Texas (AHL)	76	31	40	5	--	--	--
2013-14	Evansville IceMen (ECHL)	72	31	30	11	--	--	--
2016-17	Evansville (SPHL)	56	14	32	10	--	--	--
2017-18	Evansville (SPHL)	56	27	20	9	3	1	2
2018-19	Atlanta Gladiators (ECHL)	72	31	30	11	--	--	--
2019-20	Atlanta Gladiators (ECHL)	61	29	28	4	--	--	--
	ECHL Totals	1,065	537	411	117	72	36	36

Coaching History

Year	Coach	STD	W	L	T	PTS	Playoffs
2019-20	Jeff Pyle	4-S	29	28	4	62	No Playoffs due to COVID-19
2018-19	Jeff Pyle	5-S	31	30	11	73	Out of Playoffs
2017-18	Chuck Weber	4-S	32	35	5	69	Lost Division Semifinals
2016-17	Andy Brandt	6-S	27	37	8	62	Out of Playoffs
2015-16	Andy Brandt	4-S	34	31	7	75	Out of Playoffs
2014-15	Andy Brandt	7-E	14	35	6	34	Out of Playoffs
	Rick Emmett		6	10	1	13	
2013-14	Rick Emmett	5-S	29	38	5	63	Out of Playoffs
2012-13	John Wroblewski	1-S	43	26	3	89	Lost Conference Semifinals
2011-12	John Wroblewski	1-S	41	20	11	93	Lost Conference Quarterfinals
2010-11	Jeff Pyle	4-S	30	34	8	68	Out of Playoffs
2009-10	Jeff Pyle	4-S	31	33	8	70	Out of Playoffs
2008-09	Jeff Pyle	4-S	31	35	6	68	Lost Division Semifinals
2007-08	Jeff Pyle	3-S	44	23	5	93	Lost Division Semifinals
2006-07	Jeff Pyle	3-S	41	24	7	89	Lost Division Semifinals
2005-06	Jeff Pyle	1-S	50	15	7	107	Lost Kelly Cup Finals
2004-05	Jeff Pyle	3-S	40	24	8	88	Lost Conference Semifinals
2003-04	Jeff Pyle	3-C	42	22	8	92	Lost Conference Finals
2001-02*	Jeff Pyle	6-SW	28	26	18	74	Out of Playoffs
2000-01*	Jeff Pyle	3-SW	38	28	6	82	Lost Conference Semifinals
1999-00*	Jeff Pyle	2-SW	40	28	2	82	Lost Conference Quarterfinals
1998-99*	Jeff Pyle	5-SW	31	31	8	70	Lost Wild Card
1997-98*	Matt Shaw	5-SW	35	27	8	78	Lost Conference Quarterfinals
1996-97*	Eddie Johnstone	4-S	34	25	11	79	Lost First Round
1995-96*	Eddie Johnstone	7-S	22	37	11	55	Out of Playoffs

* - Mobile Mysticks, 1995-2002

2020-21 Schedule

**Team has elected
a Voluntary
Suspension for
2020-21 due to
COVID-19**

2019-20 Results								
Oct. 18	South Carolina	3-5	Dec. 13	Jacksonville	3-4	Jan. 29	Utah 3-2	
Oct. 19	Greenville	6-4	Dec. 14	at Norfolk	2-3	Feb. 1	Norfolk 7-0	
Oct. 20	at Greenville	4-3	Dec. 18	at Florida	0-7	Feb. 2	at Greenville	3-9
Oct. 25	at Greenville	5-6	Dec. 20	at Jacksonville	1-6	Feb. 7	at Reading	2-7
Oct. 26	at Greenville	2-5	Dec. 21	Orlando	2-8	Feb. 8	at Worcester	5-4*
Oct. 30	at Jacksonville	4-1	Dec. 26	South Carolina	4-3#	Feb. 11	Florida	3-1
Nov. 3	Greenville	7-6	Dec. 27	South Carolina	1-3	Feb. 14	at Florida	3-5
Nov. 8	at Newfoundland	3-5	Dec. 29	Greenville	4-1	Feb. 15	at Florida	2-5
Nov. 9	at Newfoundland	3-6	Jan. 4	Norfolk	3-2*	Feb. 16	at Orlando	2-5
Nov. 14	at Jacksonville	5-4	Jan. 5	at South Carolina	2-3	Feb. 18	Adirondack	5-4*
Nov. 15	at Jacksonville	3-7	Jan. 7	at South Carolina	1-5	Feb. 21	Orlando	3-2
Nov. 16	Florida	1-4	Jan. 9	Greenville	3-1	Feb. 22	at South Carolina	4-5#
Nov. 17	Indy	4-3	Jan. 10	Jacksonville	3-7	Feb. 23	Greenville	4-3*
Nov. 22	at Greenville	8-2	Jan. 12	Brampton	1-0	Feb. 26	at South Carolina	3-2
Nov. 23	Jacksonville	4-1	Jan. 15	Orlando	3-7	Feb. 28	Orlando	6-1
Nov. 27	Norfolk	4-2	Jan. 17	Orlando	5-4*	Feb. 29	Norfolk	5-0
Nov. 29	Greenville	2-3	Jan. 18	at South Carolina	2-4	Mar. 3	at Orlando	6-3
Dec. 4	South Carolina	3-5	Jan. 20	Greenville	6-7*	Mar. 6	Orlando	3-2
Dec. 6	at Orlando	1-3	Jan. 24	at Toledo	2-3#	Mar. 7	at Jacksonville	2-3*
Dec. 7	at Orlando	3-2*	Jan. 25	at Indy	1-6			
Dec. 11	at Greenville	3-1	Jan. 28	Utah	2-5			

* - Overtime # - Shootout



**Jerry James
President**

Jerry James, a native of Fresno California, brings an extensive background in professional sports to the Gladiators. James, who finished his first year with the Gladiators during the 2018-19 season as the Group Sales Manager, led the department to record highs in revenue. The success led to him being named the new President prior to the 2019-20 campaign. Before joining Atlanta, he spent a decade on the highest level of minor league baseball, working at Triple-A for the Fresno Grizzlies. During his stretch with the Grizzlies they were affiliated with both the San Francisco Giants and the Houston Astros organizations. James earned some hardware for his hard work with four championship rings. He won two World Series Rings with San Francisco, one with Houston, as well as a Pacific Coast League championship with Fresno. While with Fresno, he served as the team’s Assistant General Manager and Vice President of Revenue. James developed many aspects of the team’s business approach, focusing on corporate partnerships and community alliances. The always committed James spends most of his off time working with community non-profit organizations.

1730 Spectrum Drive Suite G, Lawrenceville, GA 30043

Office	(770) 497-5100	Email	hockey@atlantagladiators.com
Arena	Infinite Energy Arena	Capacity	9,119
Rink Dimensions200 x 85	Team ColorsBlue and Gold
Radio Station680 AM “The Fan”	BroadcasterJordan Coker

Team Directory

Owner	P. Daniel Orlich
President	Jerry James
Head Coach & Director of Hockey Operations	Jeff Pyle
Vice President of Finance	Joelle Wallace
Director of Community & Youth Hockey Relations	Clyde Patterson
Director of Game Operations & Partnership Activations	Anthony Schaaf
Marketing & Communications Manager/Broadcaster	Jordan Coker
Executive Director, Atlanta Gladiators Foundation	Amira Davis
Director of Ticket Sales	Tommy Easley
Sales Representatives	Nate Moyer and Scott McDonald
Ticket Operations Coordinator	Kari Biggs
Digital Content Specialist	Shane Walters
Assistant Director of Hockey Operations	Patrick Houlihan
Assistant Equipment Manager	Joe Abell
Athletic Trainer	Shawn Fliszar



BRAMPTON BEAST

NHL Affiliate: Ottawa Senators

AHL Affiliate: Belleville Senators

Year-by-Year Record

Season	GP	Home					Away					Overall					GF	GA	PTS
		W	L	T	OT	SO	W	L	T	OT	SO	W	L	T	OT	SO			
2019-20	62	16	11	2	1-2	2-0	18	14	1	2-1	0-0	34	25	3	3-3	2-0	229	206	71
2018-19	72	15	17	4	0-4	2-0	21	12	3	2-1	1-2	36	29	7	2-5	3-2	241	217	79
2017-18	72	16	16	4	2-3	2-1	12	18	6	1-3	0-3	28	34	10	1-3	0-3	210	245	66
2016-17	72	20	12	4	3-3	0-0	20	12	4	4-2	0-2	40	24	8	7-3	1-5	263	256	88
2015-16	72	12	17	7	2-5	1-2	11	21	4	4-2	0-2	23	38	11	6-7	1-4	179	255	57
2014-15	72	11	24	1	4-1	2-0	12	22	2	1-2	0-0	23	46	3	5-3	2-0	181	298	49

T - Includes Overtime and Shootout Losses

Year-by-Year Results

Season	Finished	Result
2020	3rd, North	No Playoffs due to COVID-19
2019	4th, North	Lost Division Semifinals
2018	6th, North	Out of Playoffs
2017	3rd, North	Lost Division Finals
2016	4th, North	Out of Playoffs
2015	7th, Central	Out of Playoffs

All-Time Record vs. Other Clubs

Team	W-L-T	Team	W-L-T	Team	W-L-T	Team	W-L-T
Adirondack	21-17-6	Idaho	0-0-0	Norfolk	5-0-1	Utah	0-0-0
Allen	2-6-0	Indy	8-0-0	Orlando	1-8-1	Wheeling	14-18-3
Atlanta	1-2-0	Jacksonville	0-2-1	Rapid City	6-5-1	Wichita	2-4-1
Cincinnati	5-5-1	Kalamazoo	14-16-5	Reading	15-8-3	Worcester	13-9-1
Florida	2-2-1	Kansas City	4-4-1	South Carolina	0-2-1		
Fort Wayne	8-6-1	Maine	7-4-2	Toledo	12-27-7		
Greenville	2-1-0	Newfoundland	7-12-0	Tulsa	0-7-1		

Web - BramptonBeast.com

Twitter - [@BramptonBeast](https://twitter.com/BramptonBeast)

Club Records

Players

Most Points, Season	83	David Vallorani, 2016-17
Most Points, Game	5	three times, most recent: Francois Beauchemin at Norfolk, Mar. 7, 2020
Most Goals, Season	41	David Pacan, 2016-17
Most Goals, Game	4	two times, most recent: David Pacan at Reading, Apr. 1, 2017
Most Assists, Season	52	Brandon Marino, 2016-17
Most Assists, Game	4	three times, most recent: Chris Clapperton vs. Worcester, Oct. 27, 2019
Most PIM, Season	123	Stephon Thorne, 2014-15
Most PIM, Game	16	Mathieu Gagnon at Wheeling, Jan. 28, 2017

Goaltenders

Most Appearances	46	Zachary Fucale, 2016-17
Most Minutes	2,539	Zachary Fucale, 2016-17
Most Wins	25	Zachary Fucale, 2016-17
Most Losses	17	Grant Rollheiser, 2014-15
Most OT/SO Losses	5	Etienne Marcoux, 2018-19
Most Shots	1,312	Zachary Fucale, 2016-17
Most Saves	1,178	Zachary Fucale, 2016-17
Most Shutouts	4	Etienne Marcoux, 2018-19 Zachary Fucale, 2016-17
Lowest GAA	2.58	Etienne Marcoux, 2018-19
Best Save Percentage	.918	Etienne Marcoux, 2018-19

Team

Most Points	88	2016-17
Fewest Points	49	2014-15
Most Wins	40	2016-17
Fewest Wins	23	2015-16 2014-15
Most Losses	38	2015-16
Fewest Losses	24	2016-17
Most Goals Scored	263	2016-17
Fewest Goals Against	217	2018-19
Most Penalty Minutes	1,144	2014-15

Longest Winning Streak

Overall	6	Feb. 2-12, 2017
Home	8	Jan. 22-Mar. 9, 2017
Road	5	Dec. 17-30, 2017

Longest Winless Streak

Overall	9	Jan. 24-Feb. 10, 2018
Home	6	Mar. 4-27, 2016 Mar. 20-Apr. 10, 2015
Road	9	Jan. 29-Mar. 18, 2016

Regular Season Attendance Record

5,020 12 times, most recent:
vs. Worcester, Dec. 4, 2019

Postseason Game Attendance Record

3,187 vs. Reading, April 22, 2017

Regular Season Attendance Record

111,813, 2016-17

Playoff Record vs. Current Teams

	<u>Series</u>	<u>W</u>	<u>L</u>	<u>GP</u>	<u>W</u>	<u>L</u>	<u>GF</u>	<u>GA</u>	<u>Last Mtg</u>	<u>Rnd</u>	<u>Result</u>
Newfoundland	1	0	1	6	2	4	18	13	2019	DSF	L 2-4
Reading	1	1	0	6	4	2	12	9	2017	DSF	W 4-2

All-Time Playoff Results

<u>Year</u>	<u>Round</u>	<u>Opponent</u>	<u>Result</u>	<u>GF</u>	<u>GA</u>	<u>OT</u>	<u>Year</u>	<u>Round</u>	<u>Opponent</u>	<u>Result</u>	<u>GF</u>	<u>GA</u>	<u>OT</u>
2019	DSF	Newfoundland	L 2-4	18	13	0-3							
2017	DF	Manchester	L 2-4	11	21	1-0							
	DSF	Reading	W 4-2	12	9	2-0							

2019-20 Regular Season Statistics

<u>PLAYER</u>	<u>Pos</u>	<u>GP</u>	<u>G</u>	<u>A</u>	<u>PTS</u>	<u>+/-</u>	<u>PIM</u>	<u>PP</u>	<u>PPA</u>	<u>SH</u>	<u>SHA</u>	<u>GW</u>	<u>FG</u>	<u>OT</u>	<u>UA</u>	<u>EN</u>	<u>SOG</u>	<u>SOA</u>	<u>Shots</u>	<u>Sh%</u>
David Vallorani	F	62	31	40	71	22	18	7	10	1	0	8	7	2	1	1	0	0	158	19.6
Daniel Leavens	F	60	26	34	60	25	38	5	11	0	0	4	3	0	2	1	0	0	175	14.9
David Pacan	F	62	15	39	54	21	42	7	6	0	1	2	3	0	1	1	0	0	118	12.7
Erik Bradford	F	54	18	35	53	-2	30	4	12	1	2	1	2	0	1	1	0	0	120	15.0
Aaron Luchuk	F	1	0	0	0	0	0	0	0	0	0	0	0	0	0	0	0	0	2	0.0
TOTALS		46	19	31	50	8	14	5	10	1	0	3	4	0	1	0	0	1	134	14.2
Lindsay Sparks	F	53	22	27	49	-4	59	3	7	0	1	2	5	0	1	2	2	2	171	12.9
Francois Beauchemin	F	40	21	16	37	-7	24	6	3	0	0	2	1	0	0	1	0	2	108	19.4
TJ Melancon	D	48	7	29	36	-6	30	6	12	0	0	0	0	0	0	0	0	0	100	7.0
Jackson Leef	F	62	17	16	33	-5	30	6	4	3	1	1	3	0	1	1	0	0	110	15.5
Matt Petgrave	D	41	7	26	33	5	63	1	10	1	3	0	1	0	0	4	0	0	82	8.5
Nathan Todd	F	26	11	20	31	-1	34	5	7	0	1	3	2	0	1	0	0	2	94	11.7
Brenden Miller	D	59	5	26	31	22	77	1	12	0	2	2	0	1	0	0	0	0	121	4.1
Christopher Clapperton	F	21	7	17	24	6	18	2	7	0	1	0	2	0	0	1	0	0	59	11.9
Trent Bourque	D	42	3	17	20	16	40	0	1	0	1	0	1	0	0	0	0	0	44	6.8
Anthony Nigro	F	11	5	9	14	-1	4	3	5	0	0	2	1	0	0	0	0	0	20	25.0
Cameron Bakker	D	43	4	8	12	0	40	0	0	0	0	0	0	0	1	1	0	0	40	10.0
Jordan Henry	D	49	7	4	11	-4	44	0	0	0	0	2	2	0	0	0	0	0	85	8.2
Chris Martenet	D	38	2	9	11	8	70	0	1	0	0	1	0	0	0	0	0	0	41	4.9
Perry D'Arrioso	F	46	3	7	10	-15	20	0	1	0	0	0	0	0	0	1	0	0	67	4.5
Matt McLeod	F	33	4	4	8	-4	4	0	1	1	0	1	3	0	0	0	0	0	17	23.5
Miles Gendron	D	21	2	6	8	-2	17	0	0	0	0	0	0	0	0	0	0	0	20	10.0
Jared Gomes	F	5	3	4	7	5	4	1	0	0	1	1	1	0	0	0	0	0	11	27.3
Connor Sanvido	F	18	2	4	6	0	8	0	0	0	0	0	1	0	0	0	0	0	18	11.1
TOTALS		23	2	4	6	-2	10	0	0	0	0	0	1	0	0	0	0	0	21	9.5
Erik Robichaud	F	35	1	4	5	-6	20	0	0	0	0	0	0	0	0	0	0	0	16	6.3
Mathieu Foget	F	10	0	5	5	-1	4	0	1	0	0	0	0	0	0	0	0	0	9	0.0
Rob Mann	D	31	1	3	4	-5	23	0	0	0	0	0	0	0	0	0	0	0	34	2.9
Ben Hawerchuk	F	14	2	1	3	-4	10	0	0	0	0	0	0	0	1	0	0	0	15	13.3
Andrew Sturtz	F	4	1	1	2	-2	2	0	0	1	0	0	0	0	0	0	0	0	11	9.1
Alex Dubeau	G	40	0	1	1	0	10	0	0	0	0	0	0	0	0	0	0	0	1	0.0
Evan Fitzpatrick	G	5	0	0	0	0	2	0	0	0	0	0	0	0	0	0	0	0	0	0.0
Jamie Phillips	G	3	0	0	0	0	0	0	0	0	0	0	0	0	0	0	0	0	0	0.0
TOTALS		10	0	0	0	0	0	0	0	0	0	0	0	0	0	0	0	0	0	0.0
Andrew D'Agostini	G	7	0	0	0	0	0	0	0	0	0	0	0	0	0	0	0	0	0	0.0
TOTALS		11	0	0	0	0	0	0	0	0	0	0	0	0	0	0	0	0	0	0.0
Joey Daccord	G	12	0	0	0	0	0	0	0	0	0	0	0	0	0	0	0	0	0	0.0
BENCH		62	2				20													2

TOTALS		62	229	412	639	61	805	57	111	8	14	32	38	3	10	15	2	6	1869	12.2
---------------	--	-----------	------------	------------	------------	-----------	------------	-----------	------------	----------	-----------	-----------	-----------	----------	-----------	-----------	----------	----------	-------------	-------------

<u>GOALIE</u>	<u>GP</u>	<u>MINS</u>	<u>W</u>	<u>L</u>	<u>OTL</u>	<u>SL</u>	<u>SO</u>	<u>EN</u>	<u>GA</u>	<u>GAA</u>	<u>SOGP</u>	<u>SOW</u>	<u>SA</u>	<u>SVS</u>	<u>SV%</u>
Joey Daccord	12	715	7	5	0	0	1	3	34	2.85	1	1	342	308	0.901
Jamie Phillips	3	180	2	1	0	0	0	0	7	2.34	0	0	76	69	0.908
TOTALS	10	596	6	4	0	0	1	0	29	2.92	0	0	263	234	0.890
Andrew D'Agostini	7	336	3	1	0	0	0	0	18	3.22	0	0	131	113	0.863
TOTALS	11	573	4	4	0	0	0	4	29	3.04	0	0	249	220	0.884
Alex Dubeau	40	2232	21	16	2	0	3	3	120	3.23	1	1	1171	1051	0.898
Evan Fitzpatrick	5	267	1	2	1	0	0	0	21	4.73	0	0	130	109	0.838
TEAM TOTALS	67	3730	34	25	3	0	4	6	200	3.22	2	2	1850	1650	0.892



Spiros Anastas
Head Coach/Director of Hockey Operations

Spiros Anastas enters his second season as Brampton's head coach after being named to the position on July 17, 2019 and leading the team to a 34-25-3 record in the 2019-20 season. The 35-year-old had his first professional head-coaching experience in 2018-19, leading the South Carolina Stingrays to a 35-31-6 record and the team's 25th postseason appearance in their 26 seasons of existence. Prior to joining the Stingrays, Anastas spent the previous four seasons as the head coach for the University of Lethbridge men's hockey team in Lethbridge, Alberta. While at Lethbridge, Anastas was also able to gain significant experience in international hockey, representing three different countries. Last year Anastas was behind the bench as head coach for Estonia at both the IIHF U20 and U18 World Championships. He also won a Silver Medal as the head coach for Hockey Alberta at the WHL Cup in October 2017 and won the 2017 U17 National Development Camp Tournament as an assistant coach for Hockey Canada. Anastas also spent two seasons as an assistant coach with the Grand Rapids Griffins, AHL affiliate of the Detroit Red Wings, from 2012-14, and helped lead the team to the 2013 Calder Cup championship under head coach Jeff Blashill, who is now the head coach of the Red Wings. A native of Toronto, Ontario, Anastas played college hockey at Lebanon Valley College from 2006-10, where he was a forward and team captain. He began his coaching career with his alma mater, serving as an assistant coach during the 2010-11 season, before moving on to the University of Western Michigan where he was an assistant coach and video coordinator while working under former NHL head coach Andy Murray. During his only season with the Broncos, Anastas helped the team win their second Central Collegiate Hockey Association championship in program history and earned a berth in the NCAA Tournament. Anastas also spent time as the General Manager of the Alberni Valley Bulldogs in the British Columbia Junior Hockey League before joining Grand Rapids.

Coaching Record		Regular Season				Playoffs		
<u>Season</u>	<u>Team</u>	<u>Games</u>	<u>W</u>	<u>L</u>	<u>T</u>	<u>Games</u>	<u>W</u>	<u>L</u>
2014-15	University of Lethbridge (CIS)	28	5	23	0	--	--	--
2015-16	University of Lethbridge (CIS)	28	11	15	2	--	--	--
2016-17	University of Lethbridge (CIS)	28	11	14	3	--	--	--
2017-18	University of Lethbridge (U Sports)	28	9	16	3	--	--	--
2018-19	South Carolina Stingrays (ECHL)	72	35	31	6	5	1	4
2019-20	Brampton Beast (ECHL)	62	34	25	3	--	--	--
	ECHL Totals	134	69	56	9	5	1	4

Coaching History

<u>Year</u>	<u>Coach</u>	<u>STD</u>	<u>W</u>	<u>L</u>	<u>T</u>	<u>PTS</u>	<u>Playoffs</u>
2019-20	Spiros Anastas	3-N	34	25	3	71	No Playoffs due to COVID-19
2018-19	Colin Chaulk	4-N	36	29	7	79	Lost Division Semifinals
2017-18	Colin Chaulk	6-N	38	34	10	66	Out of Playoffs
2016-17	Colin Chaulk	3-N	40	24	8	88	Lost Division Finals
2015-16	Colin Chaulk	4-N	23	38	11	57	Out of Playoffs
2014-15	Brent Hughes	7-C	23	46	3	49	Out of Playoffs

2020-21 Schedule

**Team has elected
a Voluntary
Suspension for
2020-21 due to
COVID-19**

2019-20 Results							
Oct. 12	Toledo	3-4	Dec. 6	at Toledo	2-6	Jan. 25	at Adirondack 4-7
Oct. 14	Adirondack	4-3#	Dec. 7	Reading	5-3	Jan. 26	Newfoundland 7-6#
Oct. 18	at Newfoundland	2-5	Dec. 8	Reading	2-1	Jan. 31	at Newfoundland 0-5
Oct. 19	at Newfoundland	7-5	Dec. 13	at Reading	2-5	Feb. 1	at Newfoundland 1-6
Oct. 26	Worcester	5-2	Dec. 14	at Reading	4-5	Feb. 8	at Maine 3-2*
Oct. 27	Worcester	6-0	Dec. 15	Allen	6-4	Feb 9	at Maine 3-2
Oct. 30	Adirondack	0-2	Dec. 20	Worcester	2-0	Feb. 11	at Maine 2-3*
Nov. 2	Cincinnati	4-1	Dec. 21	Worcester	3-7	Feb. 14	Reading 1-3
Nov. 3	Cincinnati	2-3	Dec. 27	at Fort Wayne	5-3	Feb. 15	at Kalamazoo 8-5
Nov. 8	at Cincinnati	3-0	Dec. 29	Reading	2-3	Feb. 17	Kalamazoo 4-3
Nov. 9	at Toledo	2-9	Dec. 30	Adirondack	2-3*	Feb. 21	at Adirondack 1-6
Nov. 10	Toledo	4-2	Dec. 31	at Adirondack	5-2	Feb. 22	at Reading 5-1
Nov. 14	at Worcester	5-2	Jan. 5	at Orlando	7-3	Feb. 23	Wheeling 2-3
Nov. 15	at Maine	3-6	Jan. 7	at Florida	8-2	Feb. 26	Toledo 3-6
Nov. 17	Worcester	8-3	Jan. 10	at South Carolina	3-1	Feb. 28	at Worcester 2-4
Nov. 21	Adirondack	8-5	Jan. 11	at Jacksonville	3-4	Mar. 4	at Norfolk 7-3
Nov. 24	Kalamazoo	4-1	Jan. 12	at Atlanta	0-1	Mar. 6	at Norfolk 5-2
Nov. 29	at Adirondack	8-2	Jan. 17	Maine	7-6*	Mar. 7	at Norfolk 5-4*
Nov. 30	at Adirondack	4-0	Jan. 18	Maine	4-1	Mar. 8	at Reading 3-1
Dec. 1	Adirondack	3-4*	Jan. 19	Maine	0-4	Mar. 10	Newfoundland 3-4
Dec. 4	Worcester	0-2	Jan. 24	at Adirondack	3-5		

* - Overtime

- Shootout



Cary Kaplan
President/General Manager

Cary Kaplan has been a leading sports executive since 1995, and is the owner/operator of Cosmos Sports. Since being founded in 2003, Cosmos has worked with hundreds of teams, leagues, and sports organizations, including the NHL, MLS, AFL, Chicago Cubs, Houston Rockets, Phoenix Suns, and Buffalo Bills. His company believes in a fan-centric approach and specializes in revenue generation through effective branding, marketing, public relations, ticket sales and corporate partnerships. Prior to founding Cosmos Sports, Cary was a proud employee of the Edmonton Oilers, as President of their AAA affiliate, the Hamilton Bulldogs. In addition to serving as President of Cosmos Sports, Cary is currently the President and General Manager of the Beast. In Brampton, Cary draws on years of experience and expertise, to provide the city of Brampton with a successful, and long standing professional hockey team.

7575 Kennedy Road South, Brampton, ON L6W 4T2

Office	(905) 564-1684	Email	info@bramptonbeast.com
Arena	CAA Centre	Capacity	5,000
Rink Dimensions	200 x 85	Team Colors	Black, Red, Gray
Radio Station	BramptonBeast.com	Broadcaster	Anthony Fusco

Team Directory

Majority Owner	Gurmeet Singh
Minority Owners	Greg Rosen and Phil Fusco
President/General Manager	Cary Kaplan
Head Coach/Director of Hockey Operations	Spiros Anastas
Vice President of Digital Media	Abhinav Nongmeikapam
Director of Ticket Operations	Evan Colborne
Director of Business Operations	Lauren Foss
Director of Sales	Ron Carpentier
Marketing and Communications Manager	Samantha McDaid
Manager of Ticket Sales and Service	Evan O'Connor
Media Relations Coordinator/Broadcaster	Anthony Fusco
Creative Services Coordinator	Brooklyn Fell
Business Development Coordinator	Liam van Oosterhout
Group Sales Coordinator	Jonathan Stiles
Account Executive	Michael Lorkovich
Assistant Coach	Duncan Dalmao
Athletic Trainer	Tara Gilliland-Smith
Equipment Manager	Shawn Smith



CINCINNATI CYCLONES

NHL Affiliate: Buffalo Sabres

AHL Affiliate: Rochester Americans

Year-by-Year Record

Season	GP	Home					Away					Overall					GF	GA	PTS
		W	L	T	OT	SO	W	L	T	OT	SO	W	L	T	OT	SO			
2019-20	63	26	5	3	4-3	0-0	12	12	5	2-4	0-1	38	17	8	6-7	0-1	196	161	84
2018-19	72	30	2	4	1-2	2-2	21	11	4	4-5	4-3	51	13	8	4-5	4-3	282	176	110
2017-18	72	21	12	3	4-3	0-0	18	18	0	4-0	2-0	39	30	3	8-3	2-0	226	220	81
2016-17	72	22	10	4	2-4	2-0	14	19	3	1-2	2-1	36	29	7	3-6	4-1	200	209	79
2015-16	72	23	8	5	2-2	1-3	13	19	4	3-3	1-1	36	27	9	5-5	2-4	222	210	81
2014-15	72	17	13	6	1-2	1-4	14	17	5	2-0	0-5	31	30	11	3-2	1-9	195	212	73
2013-14	72	17	14	5	2-3	3-2	24	9	3	2-1	4-2	41	23	8	4-4	7-4	247	204	90
2012-13	72	22	11	3	2-2	3-1	20	11	5	1-3	2-2	42	22	8	3-5	5-3	227	195	92
2011-12	72	26	7	3	3-0	2-2	9	21	6	2-3	1-4	35	28	9	2-3	3-8	228	227	79
2010-11	72	15	17	4	3-2	2-2	18	12	6	1-4	2-2	33	29	10	4-6	4-4	199	229	76
2009-10	72	23	11	2	1-1	1-1	21	14	1	2-0	4-1	44	25	3	3-1	5-2	235	200	91
2008-09	72	19	13	4	3-1	0-3	22	13	1	2-1	0-0	41	26	5	5-2	3-3	256	231	87
2007-08	72	29	4	3	1-1	5-2	26	8	2	1-0	1-2	55	12	5	2-1	6-4	292	178	115
2006-07	72	19	13	4	1-2	2-2	18	16	2	0-2	1-0	37	29	6	1-4	3-2	213	198	80
2003-04	72	13	20	3	2-2	4-1	12	23	1	0-1	1-0	25	43	4	2-3	5-1	175	223	54
2002-03	72	20	12	4	2-1	2-1	16	17	3	0-2	3-3	36	29	7	2-3	5-4	257	236	79
2001-02	72	21	12	3	0-0	4-3	15	18	3	1-1	5-2	36	30	6	1-1	9-5	210	207	78
1998-99*	70	17	15	3	---	2-3	11	17	7	---	3-7	28	32	10	---	5-10	208	266	66
1997-98#	70	21	13	1	---	3-1	11	18	6	---	4-6	32	31	7	---	7-7	228	257	71
1996-97#	70	19	13	3	---	3-3	10	18	3	---	1-7	29	31	10	---	4-10	237	290	68
1995-96#	70	21	10	4	---	3-4	18	14	3	---	4-3	39	24	7	---	7-7	266	237	85

T - Includes Overtime and Shootout Losses (Games tied at end of regulation went directly to shootout from 1995-2000)

- Louisville RiverFrogs

* - Miami Matadors

Year-by-Year Results

Season	Finished	Result	Season	Finished	Result
2020	1st, Central	No Playoffs due to COVID-19	2009	1st, North	Lost Conference Finals
2019	1st, Central	Lost Division Finals	2008	1st, North	Won Kelly Cup
2018	3rd, Central	Lost Division Semifinals	2007	3rd, North	Lost Division Finals
2017	5th, South	Out of Playoffs	2004	9th, Northern	Out of Playoffs
2016	2nd, Midwest	Lost Conference Quarterfinals	2003	3rd, Northwest	Lost Conference Finals
2015	5th, North	Out of Playoffs	2002	4th, Northwest	Lost First Round
2014	2nd, North	Lost Kelly Cup Finals	1999	7th, Southeast	Out of Playoffs
2013	1st, North	Lost Conference Finals	1998	6th, Northwest	Out of Playoffs
2012	3rd, North	Out of Playoffs	1997	7th, North	Out of Playoffs
2011	3rd, North	Lost Conference Quarterfinals	1996	3rd, North	Lost First Round
2010	2nd, North	Won Kelly Cup			

All-Time Record vs. Other Clubs

Team	W-L-T	Team	W-L-T	Team	W-L-T	Team	W-L-T
Adirondack	5-0-0	Idaho	2-3-0	Norfolk	1-1-1	Utah	0-0-2
Allen	6-1-1	Indy	34-24-7	Orlando	5-8-1	Wheeling	76-57-9
Atlanta	9-10-1	Jacksonville	0-0-0	Rapid City	5-2-0	Wichita	5-2-0
Brampton	6-5-0	Kalamazoo	62-34-10	Reading	32-24-7	Worcester	1-0-0
Florida	14-13-1	Kansas City	7-7-1	South Carolina	16-6-4		
Fort Wayne	32-24-12	Maine	1-0-0	Toledo	65-50-17		
Greenville	11-12-3	Newfoundland	0-0-0	Tulsa	4-1-0		

Web - CyclonesHockey.com

Twitter - @CincyCyclones

Club Records

Players

Most Points, Season	106	David Desharnais, 2007-08
Most Points, Game	6	Matt Noga vs. Reading, Dec. 27, 2002
Most Goals, Season	46	Sheldon Gorski, 1997-98
Most Goals, Game	5	Sheldon Gorski vs. Huntington, Mar. 6, 1998
Most Assists, Season	77	David Desharnais, 2007-08
Most Assists, Game	5	Matt Noga vs. Reading, Dec. 27, 2002
Most PIM, Season	373	Chris Rowland, 1995-96
Most PIM, Game	49	Travis Tucker vs. Columbus, Jan. 15, 1996

Goaltenders

Most Appearances	54	Brent Belecki, 1998-99
Most Minutes	2,938	Brent Belecki, 1998-99
Most Wins	29	Michael Houser, 2018-19 Alain Morissette, 1995-96
Most Losses	27	Randy Petruk, 2003-04
Most OT/SO Losses	10	Rob Madore, 2014-15
Most Shots	1,750	Brent Belecki, 1998-99
Most Saves	1,577	Brent Belecki, 1998-99
Most Shutouts	5	Cedrick Desjardins, 2007-08 Alex Westlund, 2001-02
Lowest GAA	2.13	Michael Houser, 2018-19
Best Save Percentage	.922	Michael Houser, 2018-19

Team

Most Points	115	2007-08
Fewest Points	54	2003-04
Most Wins	55	2007-08
Fewest Wins	25	2003-04
Most Losses	43	2003-04
Fewest Losses	12	2007-08
Most Goals Scored	292	2007-08
Fewest Goals Against	176	2018-19
Most Penalty Minutes	2,041	1995-96

Longest Winning Streak

Overall	17	Jan. 16-Feb. 29, 2008
Home	14	Jan. 5-Mar. 12, 2008
Road	7	Nov. 29, 2009-Jan. 2, 2010 Jan. 26-Feb. 29, 2008

Longest Winless Streak

Overall	13	1996-97
Home	6	Feb. 1-17, 2014
Road	11	Mar. 4-Apr. 11, 2015

Regular Season Attendance Record

16,529 vs. Indy, Feb. 27, 2016

Postseason Game Attendance Record

13,438 vs. Idaho, May 21, 2010

Regular Season Attendance Record

182,461, 2018-19

Playoff Record vs. Current Teams

	Series	W	L	GP	W	L	GF	GA	Last Mtg	Rnd	Result
Atlanta	1	1	0	6	4	2	18	14	2013	CSF	W 4-2
Fort Wayne	3	1	2	18	8	10	47	55	2018	DSF	L 1-4
Greenville	1	1	0	6	4	2	20	19	2014	CF	W 4-2
Idaho	1	1	0	5	4	1	12	9	2010	Finals	W 4-1
Kalamazoo	1	1	0	6	4	2	20	12	2019	DSF	W 4-2
Orlando	1	1	0	6	4	2	17	12	2014	CQF	W 4-2
Reading	4	2	2	23	10	13	72	62	2013	CQF	L 1-4
South Carolina	4	2	2	17	7	10	49	51	2010	CQF	W 3-2
Toledo	4	3	1	18	11	7	53	38	2019	DF	L 1-4
Wheeling	1	1	0	7	4	3	17	21	2009	DSF	W 4-3

All-Time Playoff Results

Year	Round	Opponent	Result	GF	GA	OT	Year	Round	Opponent	Result	GF	GA	OT	
2019	DF	Toledo	L 1-4	10	15	0-0	2009	CF	South Carolina	L 0-4	10	17	0-0	
	DSF	Kalamazoo	W 4-2	20	12	0-0		DF	Elmira	W 4-0	19	9	0-0	
2018	DSF	Fort Wayne	L 1-4	14	19	1-1		DSF	Wheeling	W 4-3	17	21	1-0	
2016	CQF	Fort Wayne	L 3-4	14	23	1-2	2008	Finals	Las Vegas	W 4-2	15	8	0-0	
2014	Finals	Alaska	L 2-4	10	17	0-0		CF	South Carolina	W 4-1	20	13	2-1	
	CF	Greenville	W 4-2	20	19	2-1	DF	Reading	W 4-3	23	19	0-0		
2013	CSF	Fort Wayne	W 4-2	19	13	2-1		DSF	Johnstown	W 4-0	16	7	0-0	
	CQF	Orlando	W 4-2	17	12	0-1	2007	DF	Dayton	L 3-4	17	25	0-0	
	CF	Reading	L 1-4	12	16	1-2		DSF	Toledo	W 3-0	14	4	0-0	
2011	CSF	Gwinnett	W 4-2	18	14	1-0	2003	CF	Atlantic City	L 3-4	20	23	0-0	
	CQF	Toledo	W 4-2	19	14	2-1		DF	Toledo	W 3-1	10	5	0-0	
	CQF	Reading	L 1-3	10	12	0-2		DSF	Peoria	W 3-1	10	8	2-1	
2010	Finals	Idaho	W 4-1	12	9	0-1	2002	DSF	Dayton	L 0-3	2	7	0-1	
	CF	Reading	W 4-3	23	19	0-0		1996	1st	South Carolina	L 0-3	6	12	0-0
	CSF	Charlotte	W 4-3	18	22	0-0								
	CQF	South Carolina	W 3-2	13	9	2-1								

2019-20 Regular Season Statistics

PLAYER	Pos	GP	G	A	PTS	+/-	PIM	PP	PPA	SH	SHA	GW	FG	OT	UA	EN	SOG	SOA	Shots	Sh%
Jesse Schultz	F	62	25	39	64	22	41	6	15	1	0	4	4	0	1	3	0	0	124	20.2
Ben Johnson	LW	60	21	31	52	22	49	3	2	1	0	4	3	0	1	1	0	1	161	13.0
Darik Angeli	F	51	9	30	39	5	48	3	7	0	0	0	2	0	0	0	0	0	108	8.3
Justin Baudry	D	61	11	27	38	19	54	1	13	0	1	0	2	0	0	0	0	0	165	6.7
Justin Vaive	F	58	21	14	35	22	86	7	4	0	1	3	4	0	0	0	0	0	162	13.0
Brady Vail	F	49	9	26	35	3	14	3	8	0	1	1	1	1	0	1	0	0	91	9.9
Mason Mitchell	F	57	18	13	31	5	48	5	0	1	0	4	3	0	1	1	0	0	149	12.1
Cody Milan	F	49	8	21	29	0	11	0	7	0	0	2	2	1	1	2	0	1	104	7.7
Pascal Aquin	F	43	8	18	26	-1	49	0	2	1	0	3	0	1	1	0	0	0	84	9.5
Philippe Hudon	RW	15	2	5	7	-1	8	0	0	0	0	0	1	0	0	0	0	0	20	10.0
TOTALS		48	9	15	24	-18	30	3	4	0	0	0	2	0	1	1	0	0	101	8.9
Ben Holmstrom	C	9	0	4	4	2	2	0	1	0	0	0	0	0	0	0	0	0	16	0.0
TOTALS		51	9	14	23	-25	63	1	6	0	0	0	2	0	2	3	0	0	106	8.5
John Edwardh	F	33	11	11	22	0	12	3	5	0	0	4	2	0	1	0	0	0	69	15.9
Tobie Bisson	D	62	8	14	22	9	28	2	1	0	0	1	1	1	0	0	0	0	85	9.4
Johnny Coughlin	D	9	2	0	2	-1	4	0	0	0	0	2	2	0	0	0	0	0	16	12.5
TOTALS		56	11	8	19	-24	46	4	4	0	0	4	2	0	2	0	0	0	122	9.0
John Wiitala	F	43	8	10	18	-1	12	0	0	0	0	3	2	0	1	0	0	0	75	10.7
Kurt Gosselin	D	47	6	12	18	0	26	4	5	0	0	1	0	1	0	0	0	0	108	5.6
Nate Mitton	F	47	12	5	17	7	34	0	0	0	0	1	2	0	0	2	0	0	83	14.5
Matthew Spencer	D	39	1	16	17	13	17	0	2	0	0	1	0	0	0	0	0	0	43	2.3
TOTALS		42	1	16	17	10	22	0	2	0	0	1	0	0	0	0	0	0	46	2.2
Andrew DeBrincat	D	47	4	12	16	11	31	0	2	1	0	1	1	0	0	1	0	0	53	7.5
Frank Hora	D	60	4	12	16	11	56	0	0	0	0	2	0	1	0	0	0	0	76	5.3
Shaw Boomhower	F	24	4	3	7	4	86	0	0	0	1	0	1	0	0	1	0	0	36	11.1
Cody Sol	D	23	3	4	7	4	23	0	0	0	0	1	0	0	0	1	0	0	21	14.3
Scott Dornbrock	D	20	0	6	6	8	17	0	0	0	0	0	0	0	0	0	0	0	25	0.0
Cory Ward	F	16	1	3	4	0	4	0	0	0	0	0	0	0	0	0	0	0	27	3.7
Connor Schmidt	D	11	0	0	0	-2	21	0	0	0	0	0	0	0	0	0	0	0	11	0.0
TOTALS		24	0	2	2	-5	30	0	0	0	0	0	0	0	0	0	0	0	24	0.0
DeVante Stephens	D	3	0	1	1	0	13	0	0	0	0	0	0	0	0	0	0	0	2	0.0
Freddy Gerard	F	6	0	1	1	2	0	0	0	0	0	0	0	0	0	0	0	0	8	0.0
Brendan Harms	F	1	0	0	0	0	2	0	0	0	0	0	0	0	0	0	0	0	1	0.0
Jamie Phillips	G	7	0	0	0	0	0	0	0	0	0	0	0	0	0	0	0	0	0	0.0
Sean Romeo	G	9	0	0	0	0	0	0	0	0	0	0	0	0	0	0	0	0	0	0.0
Ukko-Pekka Luukkonen	G	23	0	0	0	0	0	0	0	0	0	0	0	0	0	0	0	0	0	0.0
Michael Houser	G	26	0	0	0	0	0	0	0	0	0	0	0	0	0	0	0	0	0	0.0
BENCH		63	0				12													0
TEAM TOTALS		63	196	338	534	163	808	37	74	5	4	38	33	6	7	13	0	2	1923	10.2

GOALIE	GP	MINS	W	L	OTL	SL	SO	EN	GA	GAA	SOGP	SOW	SA	SVS	SV%
Ukko-Pekka Luukkonen	23	1338	12	7	3	0	3	4	50	2.24	0	0	566	516	0.912
Michael Houser	26	1556	16	5	4	1	2	1	59	2.27	1	0	604	545	0.902
Sean Romeo	9	501	6	2	0	0	0	1	23	2.75	0	0	232	209	0.901
Jamie Phillips	7	416	4	3	0	0	1	0	22	3.18	0	0	187	165	0.882
TEAM TOTALS	65	3811	38	17	7	1	6	6	154	2.42	1	0	1589	1435	0.903



Matt Thomas
Head Coach

Matt Thomas was named Cincinnati's head coach on Aug. 7, 2018. A native of Maple Ridge, British Columbia, Thomas enters the 2020-21 season sixth in ECHL history with 431 regular-season wins and tied for fifth with 782 games coached. He is also the all-time leader in playoff games coached with 108, and ranks second with 54 playoff wins, just one behind all-time leader John Brophy. In 2018-19, he earned the John Brophy Award as ECHL Coach of the Year while also serving as a coach for the ECHL All-Star Classic for the third time, tying a league record. Thomas served two seasons as an assistant coach with Atlantic City, including helping the Boardwalk Bullies to a Kelly Cup championship in 2003, before assuming the role of head coach and Director of Hockey Operations with the team for the 2004-05 season. He compiled a 42-22-8 mark in his lone season as Atlantic City's bench boss, and also served as the head coach for the 2005 ECHL All-Star Game. He then moved on to Fresno prior to the 2005-06 campaign, leading the Falcons to a 43-15-14 mark along with a trip to the Western Conference Finals. Over the next two seasons in Fresno, Thomas compiled a 76-41-17 record, with trips to the second round of the Kelly Cup Playoffs on both occasions. He coached the Falcons during the first half of 2008-09, leading the team to an 18-10-2 mark before the team ceased operations midseason. Thomas was not out of work for long however, as he was named head coach of Stockton shortly after and finished the year with a record of 22-16-3, and a trip to the second round of the Kelly Cup Playoffs. Thomas went on to coach the Thunder for four more seasons, amassing a mark of 141-111-36, reaching the post season each year, including a trip to the 2013 Kelly Cup Finals where they fell to the Reading Royals, 4-1. Thomas' coaching career also includes stops at the collegiate level, serving a five-year stint at the University of Alaska-Anchorage from 2013-18. He compiled a 42-101-21 record while with the Seawolves, including the team's first 500 or above mark since the 1992-93 season. His coaching career began at the University of Maine where he served as an assistant coach for the Black Bears from 2000-02. Prior to beginning his coaching career, Thomas played collegiately at the Rochester Institute of Technology. The centerman totaled 72 points (25g-47a) in 102 career games. He also served as team captain during his senior year of 1997-98.

Coaching Season	Team	Regular Season				Playoffs		
		Games	W	L	T	Games	W	L
2004-05	Atlantic City Boardwalk Bullies (ECHL)	72	42	22	8	3	0	3
2005-06	Fresno Falcons (ECHL)	72	43	15	4	18	11	7
2006-07	Fresno Falcons (ECHL)	72	34	29	9	6	2	4
2007-08	Fresno Falcons (ECHL)	72	42	22	8	6	2	4
2008-09	Fresno Falcons (ECHL)	30	18	10	2	--	--	--
2008-09	Stockton Thunder (ECHL)	41	22	16	3	14	7	7
2009-10	Stockton Thunder (ECHL)	72	33	29	10	15	9	6
2010-11	Stockton Thunder (ECHL)	72	37	23	12	4	1	3
2011-12	Stockton Thunder (ECHL)	72	34	33	5	8	4	4
2012-13	Stockton Thunder (ECHL)	72	37	26	9	23	13	10
2013-14	Univ. of Alaska-Anchorage (NCAA)	28	12	12	4	--	--	--
2014-15	Univ. of Alaska-Anchorage (NCAA)	34	8	22	4	--	--	--
2015-16	Univ. of Alaska-Anchorage (NCAA)	34	11	20	3	--	--	--
2016-17	Univ. of Alaska-Anchorage (NCAA)	34	7	21	6	--	--	--
2017-18	Univ. of Alaska-Anchorage (NCAA)	34	4	26	4	--	--	--
2018-19	Cincinnati Cyclones (ECHL)	72	51	13	8	11	5	6
2019-20	Cincinnati Cyclones (ECHL)	63	38	17	8	--	--	--
	ECHL Totals	782	431	255	96	108	54	54

Coaching History

Year	Coach	STD	W	L	T	PTS	Playoffs
2019-20	Matt Thomas	1-C	38	17	8	84	No Playoffs due to COVID-19
2018-19	Matt Thomas	1-C	51	13	8	110	Lost Division Finals
2017-18	Matt Macdonald	3-C	39	30	3	81	Lost Division Semifinals
2016-17	Matt Macdonald	5-S	36	29	7	79	Out of Playoffs
2015-16	Matt Macdonald	2-M	36	27	9	81	Lost Conference Quarterfinals
2014-15	Matt Macdonald	5-N	31	30	11	73	Out of Playoffs
2013-14	Ben Simon	2-N	41	23	8	90	Lost Kelly Cup Finals
2012-13	Jarrod Skalde	1-N	42	22	8	92	Lost Conference Finals
2011-12	Jarrod Skalde	3-N	35	28	9	79	Out of Playoffs
2010-11	Jarrod Skalde	3-N	33	29	10	76	Lost Conference Quarterfinals
2009-10	Chuck Weber	2-N	44	25	3	91	Won Kelly Cup
2008-09	Chuck Weber	1-N	41	26	5	87	Lost Conference Finals
2007-08	Chuck Weber	1-N	55	12	5	115	Won Kelly Cup
2006-07	Chuck Weber	3-N	37	29	6	80	Lost Division Finals
2003-04	Chris Cichocki	9-N	25	43	4	54	Out of Playoffs
2002-03	Malcolm Cameron	3-NW	36	29	7	79	Lost Conference Finals
2001-02	Paul Lawless	4-NW	10	2	1	21	Lost First Round
	Ray Edwards		26	28	5	57	
1998-99*	Terry Christensen	7-SE	28	32	10	66	Out of Playoffs
1997-98#	Warren Young	6-NW	32	31	7	71	Out of Playoffs
1996-97#	Warren Young	7-N	29	31	10	68	Out of Playoffs
1995-96#	Warren Young	3-N	39	24	7	85	Lost First Round

* - Miami Matadors
- Louisville RiverFrogs

2020-21 Schedule

***Schedule will
be announced
at a later date***

2019-20 Results								
Oct. 12	Wheeling	4-2	Dec. 5	at Indy	1-2	Jan. 25	at Wheeling	1-4
Oct. 19	at Kalamazoo	3-4*	Dec. 7	at Toledo	4-1	Jan. 29	Orlando	2-1
Oct. 25	at Indy	0-3	Dec. 11	Kalamazoo	3-2*	Jan. 31	Indy	4-3*
Oct. 26	at Indy	3-2	Dec. 13	Kalamazoo	5-2	Feb. 1	Kalamazoo	4-3*
Oct. 30	Florida	5-3	Dec. 14	Toledo	3-4*	Feb. 4	at Indy	2-3
Nov. 2	at Brampton	1-4	Dec. 15	at Kalamazoo	4-1	Feb. 7	Toledo	2-3*
Nov. 3	at Brampton	3-2	Dec. 20	at Kalamazoo	5-6*	Feb. 8	at Toledo	2-3#
Nov. 6	Fort Wayne	5-4	Dec. 21	at Fort Wayne	3-2*	Feb. 9	at Toledo	2-5
Nov. 8	Brampton	0-3	Dec. 27	Kansas City	2-3	Feb. 14	Wheeling	3-5
Nov. 9	at Indy	1-4	Dec. 29	at Toledo	3-6	Feb. 15	Indy	5-2
Nov. 10	at Kalamazoo	3-2	Dec. 31	Greenville	3-2	Feb. 16	Indy	6-5
Nov. 12	Allen	4-2	Jan. 2	at Indy	1-2*	Feb. 20	Toledo	4-2
Nov. 14	Allen	1-0*	Jan. 3	Wheeling	1-2*	Feb. 21	Wheeling	3-0
Nov. 16	Fort Wayne	5-0	Jan. 4	Wheeling	4-0	Feb. 22	Toledo	1-2
Nov. 19	at Wheeling	3-4	Jan. 8	at Rapid City	4-1	Feb. 26	at Greenville	2-5
Nov. 20	at Kalamazoo	4-3	Jan. 10	at Rapid City	2-5	Feb. 28	Greenville	4-1
Nov. 22	Kalamazoo	8-1	Jan. 11	at Rapid City	6-2	Feb. 29	at Wheeling	5-2
Nov. 23	Indy	3-2	Jan. 17	Fort Wayne	1-4	Mar. 4	Kalamazoo	5-2
Nov. 27	Kalamazoo	4-2	Jan. 18	Rapid City	6-3	Mar. 6	Fort Wayne	3-0
Nov. 30	at Fort Wayne	2-3*	Jan. 19	Rapid City	3-1	Mar. 7	Toledo	1-0
Dec. 3	at Indy	3-2	Jan. 24	at Wheeling	3-2*	Mar. 11	at Toledo	3-5
* - Overtime			# - Shootout			s		



Ray Harris
Owner/President/CFO

Ray Harris is chief financial officer for Nederlander Company and is responsible for all aspects of the company's financial operations. He is also directly responsible for the management, marketing and sales business in Detroit and Cincinnati including negotiation of third-party contacts and new business opportunities. Harris joined Nederlander in 1984 as controller for several outdoor amphitheatres and in 1986 his responsibilities expanded to include negotiation of national sponsorship contracts for all Nederlander amphitheatres throughout the country. He assisted in negotiation and production of the radio broadcast and pre-season television broadcast of the National Football League's Oakland Raiders from 1992-95. Harris was promoted to chief financial officer in 1995 and led the expansion and acquisition of several concert facilities, clubs, theaters and sports arenas. Upon Nederlander's purchase of the Cincinnati Cyclones in 2003, Harris helped build the team into a two-time Kelly Cup champion and a four-time division champion, while setting several ECHL league-attendance records in the process. During his over 30 years with Nederlander, he has been intimately involved in every aspect of the entertainment industry and has served as a leader in evaluating acquisitions of entertainment and sports businesses. Harris received his bachelor's degree in accounting from Walsh College and worked two years in public accounting before joining Nederlander.

100 Broadway, Cincinnati, Ohio 45202

Office(513) 421-7825 (PUCK)	Emailinfo@heritagebankcenter.com
ArenaHeritage Bank Center	Capacity6,955
Rink Dimensions200 x 85	Team ColorsBlack, Red, White, Gray
Radio StationCyclonesHockey.com	BroadcasterTBD

Team Directory

Owner/President/CFO	Ray Harris
Vice President/General Manager	Kristin Ropp
Head Coach	Matt Thomas
Assistant Coach	Jason Payne
Director of Public Relations/Broadcasting	TBD
Director of Ticket Sales	Dan Gruenberg
Marketing Director	Sean Lynn
Director of Corporate Sales	Kevin Olthaus
Corporate Sales Manager	Casey McCracken
Marketing Coordinator	Matt Scheer and Ian Bolender
Social Media Coordinator	Rachel Wallbrow
Staff Accountant	Emily McConaughy
Group Sales Manager	Isaiah Vodenik
Account Executives	Ronni Chadwell, Dan Cheraso, Alex Makin and Kara Marshall
Trainer	Tim Murray
Equipment Manager	Chris Burke



FLORIDA EVERBLADES

NHL Affiliate: Nashville Predators

AHL Affiliate: Milwaukee Admirals

Year-by-Year Record

Season	GP	Home					SO	Away					SO	Overall					GF	GA	PTS
		W	L	T	OT	SO		W	L	T	OT	SO		W	L	T	OT	SO			
2019-20	62	24	7	2	2-2	2-0	19	6	4	2-2	0-2	43	13	6	4-4	2-2	227	156	92		
2018-19	72	27	6	3	2-2	1-1	23	10	3	0-3	4-0	50	16	6	2-5	5-1	276	181	106		
2017-18	72	27	6	3	1-1	1-2	26	7	3	5-1	1-2	53	13	6	6-2	2-4	261	171	112		
2016-17	72	25	7	4	3-1	1-3	21	14	1	2-1	1-0	46	21	5	5-2	2-3	275	219	97		
2015-16	72	23	13	0	4-0	2-0	23	10	3	3-1	1-2	46	23	3	7-1	3-2	226	175	95		
2014-15	72	25	8	3	0-0	4-3	24	8	4	1-2	0-2	49	16	7	1-2	4-5	267	208	105		
2013-14	72	16	13	7	1-3	3-4	21	14	1	2-0	3-1	37	27	8	3-3	6-5	240	222	82		
2012-13	72	20	11	5	2-2	0-3	19	11	6	1-2	2-4	39	22	11	3-4	2-7	260	241	89		
2011-12	72	23	9	4	5-1	2-3	16	17	3	0-1	2-2	39	26	7	6-2	4-5	260	218	85		
2010-11	72	19	4	3	1-0	5-3	18	16	2	4-1	0-1	37	30	5	5-1	5-4	236	222	79		
2009-10	72	21	13	2	3-2	4-0	17	12	7	1-2	4-5	38	25	9	4-4	8-5	234	221	85		
2008-09	71	28	7	1	0-0	1-1	21	10	4	3-2	2-2	49	17	5	3-2	3-3	269	187	103		
2007-08	72	26	7	3	1-3	0-0	13	18	5	0-1	4-4	39	25	8	1-4	4-4	230	198	86		
2006-07	72	23	11	2	1-1	3-1	21	11	4	1-3	2-1	44	22	6	2-4	5-2	272	212	94		
2005-06	72	23	10	3	2-2	2-1	25	10	1	1-1	6-0	48	20	4	3-3	8-1	267	208	100		
2004-05	72	21	9	6	0-2	3-4	21	11	4	3-2	3-2	42	20	10	3-4	6-6	237	192	94		
2003-04	72	22	8	6	0-3	1-3	15	17	4	1-2	2-2	37	25	10	1-5	3-5	239	221	84		
2002-03	72	20	7	9	1-4	1-5	15	16	5	1-1	1-4	35	23	14	2-5	2-9	239	243	84		
2001-02	72	22	11	3	3-2	3-1	15	16	5	0-1	4-4	37	27	8	3-3	7-5	207	221	82		
2000-01	72	22	9	5	1-2	3-3	16	17	3	1-2	3-1	38	26	8	2-4	6-4	236	242	84		
1999-00	70	28	7	0	---	3-0	25	8	2	---	4-2	53	15	2	---	7-2	277	181	108		
1998-99	70	23	9	3	---	3-3	22	11	2	---	5-2	45	20	5	---	8-5	253	180	95		

T - Includes Overtime and Shootout Losses (Games tied at end of regulation went directly to shootout from 1995-2000)

Year-by-Year Results

Season	Finished	Result	Season	Finished	Result
2020	2nd, South	No Playoffs due to COVID-19	2009	1st, South	Lost Division Finals
2019	1st, South	Lost Conference Finals	2008	4th, South	Lost Division Quarterfinals
2018	1st, South	Lost Kelly Cup Finals	2007	1st, South	Lost Conference Finals
2017	1st, South	Lost Division Finals	2006	2nd, South	Lost Division Finals
2016	2nd, South	Lost Conference Quarterfinals	2005	2nd, South	Lost Kelly Cup Finals
2015	1st, East	Lost Division Finals	2004	3rd, Southern	Lost Kelly Cup Finals
2014	4th, South	Out of Playoffs	2003	4th, Southeast	Lost Division Wild Card
2013	2nd, South	Lost Conference Semifinals	2002	5th, Southeast	Lost Division Semifinals
2012	3rd, South	Won Kelly Cup	2001	2nd, Southeast	Lost Conference Quarterfinals
2011	3rd, South	Lost Conference Quarterfinals	2000	1st, Southeast	Lost Conference Quarterfinals
2010	3rd, South	Lost Conference Semifinals	1999	2nd, Southeast	Lost Conference Semifinals

All-Time Record vs. Other Clubs

Team	W-L-T	Team	W-L-T	Team	W-L-T	Team	W-L-T
Adirondack	3-4-1	Idaho	6-4-1	Norfolk	19-3-3	Utah	1-1-2
Allen	2-1-0	Indy	6-1-0	Orlando	69-25-8	Wheeling	13-7-0
Atlanta	104-54-15	Jacksonville	28-4-4	Rapid City	2-1-0	Wichita	0-0-0
Brampton	3-2-0	Kalamazoo	16-3-5	Reading	18-13-2	Worcester	0-1-0
Cincinnati	14-10-3	Kansas City	2-0-2	South Carolina	108-72-22		
Fort Wayne	8-4-1	Maine	0-0-0	Toledo	16-9-3		
Greenville	61-33-15	Newfoundland	2-1-0	Tulsa	1-2-1		

Web - FloridaEverblades.com

Twitter - [@FL_Everblades](https://twitter.com/FL_Everblades)

Club Records

Players

Most Points, Season	102 Kevin Baker, 2008-09
Most Points, Game	6 Jacob Micflikier at Charlotte, Nov. 5, 2009 Jacob Micflikier at Augusta, Nov. 22, 2008
Most Goals, Season	57 Kevin Baker, 2008-09
Most Goals, Game	4 five times, most recent: John McCarron vs. Orlando, Dec. 3, 2016
Most Assists, Season	59 Tom Buckley, 1999-00
Most Assists, Game	4 19 times, most recent: John McCarron vs. Jacksonville, Dec. 27, 2019
Most PIM, Season	233 Jimmy Verdule, 2002-03
Most PIM, Game	37 Kyle Kos at South Carolina, Mar. 22, 2003

Goaltenders

Most Appearances	52 Anthony Peters, 2016-17
Most Minutes Played	3,087 Randy Petruk, 2001-02
Most Wins	33 Martin Ouellette, 2017-18
Most Losses	18 Randy Petruk, 2001-02
Most OT/SO Losses	7 Rob Zepp, 2002-03
Most Saves	1,457 Randy Petruk, 2001-02
Most Shutouts	5 Jeff Maund, 2003-04 Marc Magliarditi, 1998-99
Lowest GAA	1.92 Tyler MacKay, 2004-05
Best Save Percentage	.928 Tyler MacKay, 2004-05

Team

Most Points	112 2017-18
Fewest Points	79 2010-11
Most Wins	53 2017-18 1999-00
Fewest Wins	35 2002-03
Most Losses	30 2010-11
Fewest Losses	13 2017-18
Most Goals Scored	277 1999-00
Fewest Goals Against	171 2017-18
Most Penalty Minutes	1,703 2002-03

Longest Winning Streak

Overall	12 Dec. 14, 1999-Jan. 11, 2000
Home	12 Oct. 29-Dec. 22, 2005
Road	9 Jan. 16-Feb. 19, 1999

Longest Winless Streak

Overall	8 Jan. 24-Feb. 7, 2004
Home	6 Dec. 23, 1998-Jan. 20, 1999
Road	7 Nov. 28, 2003-Jan. 3, 2004

Regular Season Game Attendance Record

7,642 vs. Atlanta, Apr. 2, 2016

Postseason Game Attendance Record

7,805 vs. Trenton, June 1, 2005

Regular Season Attendance Record

255,123, 2000-01

Playoff Record vs. Current Teams

	Series	W	L	GP	W	L	GF	GA	Last Mtg	Rnd	Result
Adirondack	1	1	0	1	4	0	19	13	2018	CF	W 4-1
Atlanta	3	2	1	13	9	4	48	39	2018	DSF	W 4-0
Greenville	1	1	0	3	3	0	12	6	2012	CQF	W 3-0
Idaho	1	0	1	5	1	4	10	19	2004	Finals	L 1-4
Jacksonville	1	1	0	6	4	2	21	12	2019	DSF	W 4-2
Kalamazoo	2	1	1	9	5	4	30	21	2012	CF	W 4-1
Newfoundland	1	0	1	5	1	4	6	20	2019	CF	L 1-4
Orlando	4	4	0	23	16	7	81	56	2019	DF	W 4-1
Reading	3	1	2	16	6	10	46	46	2013	CSF	L 3-4
South Carolina	6	3	3	25	12	13	81	85	2017	DF	L 1-4
Wheeling	1	0	1	6	2	4	21	21	2016	CQF	L 2-4

All-Time Playoff Results

Year	Round	Opponent	Result	GF	GA	OT	Year	Round	Opponent	Result	GF	GA	OT
2019	CF	Newfoundland	L 1-4	6	20	0-0	2009	DF	South Carolina	L 2-4	17	19	1-2
	DF	Orlando	W 4-1	13	7	3-1		DSF	Gwinnett	W 4-1	16	11	1-1
	DSF	Jacksonville	W 4-2	21	12	1-0	2008	DQF	Columbia	L 0-3	5	9	0-1
2018	Finals	Colorado	L 3-4	25	24	1-1	2007	CF	Dayton	L 3-4	22	23	0-1
	CF	Adirondack	W 4-1	19	13	0-1		DSF	Texas	W 4-2	19	15	1-0
	DF	Orlando	W 4-1	22	10	0-0		DQF	Charlotte	W 3-0	14	4	0-0
	DSF	Atlanta	W 4-0	14	7	1-0	2006	DSF	Gwinnett	L 1-3	18	21	0-0
2017	DF	South Carolina	L 1-4	10	12	0-2		DQF	Greenville	W 3-1	18	11	1-1
	DSF	Orlando	W 4-3	27	23	1-0	2005	Finals	Trenton	L 2-4	15	25	1-0
2016	CQF	Wheeling	L, 2-4	21	21	0-0		CF	Charlotte	W 4-2	19	14	1-0
2015	DF	South Carolina	L 2-4	16	23	2-0		CSF	Greenville	W 3-0	10	5	2-0
	DSF	Orlando	W 4-2	19	16	1-0		CQF	South Carolina	W 3-1	19	13	1-0
2013	CSF	Reading	L 3-4	19	20	0-2	2004	Finals	Idaho	L 1-4	10	19	1-1
	CQF	Elmira	W 4-2	22	21	1-0		CF	Reading	W 3-2	15	10	1-0
2012	Finals	Las Vegas	W 4-1	18	10	2-0		DF	South Carolina	W 3-0	16	6	1-0
	CF	Kalamazoo	W 4-1	21	7	0-0		DSF	Roanoke	W 3-1	16	13	0-0
	CSF	Elmira	W 4-1	15	8	1-0	2003	WC	Greenville	L 0-1	2	3	0-0
	CQF	Greenville	W 3-0	12	6	0-0	2002	DSF	Greenville	L 2-3	19	20	0-0
2011	CQF	Kalamazoo	L 1-3	9	14	0-0		WC	South Carolina	W 1-0	3	2	0-0
2010	CSF	Reading	L 0-4	12	16	0-0	2001	CQF	Pee Dee	L 2-3	14	16	0-1
	CQF	Elmira	W 3-2	19	19	0-0	2000	CQF	Augusta	L 2-3	14	17	0-0
							1999	CSF	Mississippi	L 0-3	7	14	0-1
								CQF	Birmingham	W 3-0	16	5	0-0

2019-20 Regular Season Statistics

PLAYER	Pos	GP	G	A	PTS	+/-	PIM	PP	PPA	SH	SHA	GW	FG	OT	UA	EN	SOG	SOA	Shots	Sh%
Blake Winiacki	F	56	24	26	50	27	40	2	3	0	0	5	2	2	1	1	3	4	176	13.6
Zach Magwood	F	51	19	28	47	22	24	4	3	0	1	4	4	0	4	1	1	3	86	22.1
Justin Auger	RW	59	26	20	46	26	42	4	5	0	0	4	3	1	0	1	0	1	173	15.0
Darik Angeli	F	6	2	5	7	6	2	2	0	0	0	1	0	0	0	0	0	0	11	18.2
TOTALS		57	11	35	46	11	50	5	7	0	0	1	2	0	0	0	0	0	119	9.2
Michael Huntebrinker	F	43	20	24	44	24	8	2	2	5	3	2	3	0	1	1	0	1	139	14.4
Hunter Garland	C	54	17	27	44	31	22	1	6	1	1	2	1	0	0	2	1	2	122	13.9
John McCarron	F	46	12	28	40	15	81	0	4	2	1	3	1	1	3	2	0	1	140	8.6
Logan Roe	D	45	12	26	38	36	31	3	4	0	0	2	1	0	2	1	0	2	98	12.2
Levko Koper	F	43	10	23	33	20	10	0	2	1	0	2	1	0	0	3	0	0	92	10.9
Joe Pendenza	F	36	13	17	30	21	12	2	1	1	2	2	3	0	1	0	0	0	82	15.9
Cam MacIise	F	47	10	20	30	25	12	2	2	0	0	3	0	0	2	0	0	0	93	10.8
Ben Masella	D	50	2	28	30	40	59	0	4	0	1	0	0	0	0	0	0	0	105	1.9
Hugo Roy	C	56	14	12	26	11	8	0	0	1	0	3	4	0	1	1	0	1	110	12.7
Brandon Fortunato	D	48	2	19	21	1	8	1	5	0	0	1	1	0	0	0	0	0	53	3.8
Patrick McCarron	D	54	3	17	20	25	44	0	1	1	1	0	0	0	1	1	0	0	104	2.9
Cody Sol	D	28	6	4	10	5	69	3	1	0	1	1	2	0	0	0	0	0	53	11.3
TOTALS		52	9	9	18	9	92	3	1	0	1	2	2	0	0	1	0	0	74	12.2
Michael Neville	F	31	5	10	15	15	28	0	0	1	0	0	0	0	0	0	0	0	41	12.2
Jake Clifford	D	1	0	0	0	-1	0	0	0	0	0	0	0	0	0	0	0	0	2	0.0
TOTALS		50	4	9	13	-6	41	0	1	1	1	1	0	0	1	0	0	0	71	5.6
Gage Torrel	F	2	0	0	0	1	0	0	0	0	0	0	0	0	0	0	0	0	0	0.0
TOTALS		38	5	7	12	-10	8	2	1	0	0	0	1	0	0	0	0	0	43	11.6
Lukas Craggs	F	12	6	5	11	8	4	0	0	0	0	3	1	0	0	2	0	0	26	23.1
Michael Downing	D	24	3	7	10	24	40	0	2	0	0	1	1	0	0	0	0	0	58	5.2
Arvin Atwal	D	23	4	4	8	13	100	0	0	0	0	0	1	0	1	0	0	0	33	12.1
Adam Smith	D	44	2	6	8	29	28	0	0	0	1	0	1	0	0	0	0	0	81	2.5
Tanner Jeannot	LW	3	4	1	5	3	6	1	0	0	0	1	0	0	0	0	0	0	15	26.7
Alex Tonge	F	13	2	3	5	5	2	1	0	0	0	1	0	0	0	0	0	0	23	8.7
Jeremy Dehner	D	10	1	4	5	2	6	0	0	1	0	0	0	0	1	0	0	0	18	5.6
Reid Jackman	F	6	0	0	0	-2	0	0	0	0	0	0	0	0	0	0	0	0	5	0.0
TOTALS		28	1	4	5	-7	10	0	1	0	0	0	0	0	1	0	0	0	29	3.4
Nick Schaus	D	12	0	5	5	4	4	0	2	0	0	0	0	0	0	0	0	0	28	0.0
Jack Nevins	F	16	2	2	4	1	45	0	0	0	0	0	0	0	0	0	0	0	17	11.8
Derek Sheppard	D	4	0	4	4	0	9	0	4	0	0	0	0	0	0	0	0	0	9	0.0
Kyle Neuber	RW	36	3	0	3	-1	137	0	0	0	0	0	2	0	0	0	0	0	26	11.5
Theo Calvas	D	4	0	1	1	3	0	0	0	0	1	0	0	0	0	0	0	0	2	0.0
TOTALS		32	0	3	3	2	6	0	0	0	1	0	0	0	0	0	0	0	18	0.0
Aaron Harstad	D	14	1	1	2	-1	2	0	0	0	0	0	0	0	0	0	0	0	18	5.6
Nick Ford	F	3	0	1	1	1	0	0	0	0	0	0	0	0	0	0	0	0	4	0.0
Cam Johnson	G	21	0	1	1	0	0	0	0	0	0	0	0	0	0	0	0	0	0	0.0
Ken Appleby	G	42	0	1	1	0	16	0	0	0	1	0	0	0	0	0	0	0	0	0.0
Guillaume Beaudoin	D	1	0	0	0	0	0	0	0	0	0	0	0	0	0	0	0	0	1	0.0
Greg Campbell	D	2	0	0	0	0	2	0	0	0	0	0	0	0	0	0	0	0	4	0.0
Cole MacDonald	D	2	0	0	0	-1	0	0	0	0	0	0	0	0	0	0	0	0	2	0.0
Sean Romeo	G	2	0	0	0	0	0	0	0	0	0	0	0	0	0	0	0	0	0	0.0
Jacob Graves	D	3	0	0	0	-1	4	0	0	0	0	0	0	0	0	0	0	0	0	0.0
Matt Harrington	D	3	0	0	0	0	6	0	0	0	0	0	0	0	0	0	0	0	1	0.0
Tom McCollum	G	3	0	0	0	0	0	0	0	0	0	0	0	0	0	0	0	0	0	0.0
BENCH		62	2				14												2	
TEAM TOTALS		62	227	380	605	437	925	28	51	14	14	41	32	4	18	16	5	15	2053	11.0

GOALIE	GP	MINS	W	L	OTL	SL	SO	EN	GA	GAA	SOGP	SOW	SA	SVS	SV%
Tom McCollum	3	182	3	0	0	0	1	0	5	1.65	0	0	80	75	0.938
Cam Johnson	21	1162	13	5	1	0	2	3	45	2.32	1	1	604	559	0.925
Ken Appleby	42	2382	27	8	3	2	3	2	95	2.39	3	1	1087	992	0.913
Sean Romeo	2	33	0	0	0	0	0	0	4	7.28	0	0	16	12	0.750
TEAM TOTALS	68	3759	43	13	4	2	6	5	149	2.38	4	2	1787	1638	0.917



Brad Ralph
Head Coach/Director of Hockey Operations

Brad Ralph was named the fifth head coach in Everblades' history on July 12, 2016. Ralph, 40, enters his fifth year as the head coach of Florida and 10th season as a professional head coach, where he has qualified for the playoffs each year. Ralph has amassed a career coaching record of 443-191-54 spread over the Southern Professional Hockey League, Western Hockey League and ECHL. Ralph's .699 career winning percentage is tied for third in ECHL history, while his 45 career wins in the Kelly Cup Playoffs are tied for fifth. In 2018-19, Ralph guided the Everblades to their fourth South Division title in five seasons, served as a head coach in the ECHL All-Star Classic for the second time in his career and advanced to the Eastern Conference Finals for the second consecutive year. In 2017-18, Florida set club records for wins (53) and points (112) while reaching the Kelly Cup Finals for the fourth time in club history. He also received the John Brophy Award as the ECHL Coach of the Year. In 2015-16, he helped lead the Kelowna Rockets of the Western Hockey League to a 48-20-4 record and a third-round appearance in the playoffs. Ralph coached the Idaho Steelheads of the ECHL for three seasons (2012-15) totaling a 132-64-20 mark along with three postseason appearances. Ralph began his coaching career with the SPHL's Augusta RiverHawks (2010-12), and led his team to the league finals in his first year to garner honors as the SPHL's Coach of the Year. As a player, Ralph appeared in 383 pro games split mainly between the ECHL and American Hockey League, while making his lone NHL appearance with the Phoenix Coyotes during the 2000-01 season.

<u>Season</u>	<u>Team</u>	<u>Regular Season</u>				<u>Playoffs</u>		
		<u>Games</u>	<u>W</u>	<u>L</u>	<u>T</u>	<u>Games</u>	<u>W</u>	<u>L</u>
2010-11	Augusta (SPHL)	56	35	20	1	9	4	5
2011-12	Augusta (SPHL)	56	36	13	7	3	1	2
2012-13	Idaho Steelheads (ECHL)	72	45	20	7	17	9	8
2013-14	Idaho Steelheads (ECHL)	72	39	26	7	11	5	6
2014-15	Idaho Steelheads (ECHL)	72	48	18	6	6	2	4
2015-16	Kelowna (WHL)	72	48	20	4	18	8	10
2016-17	Florida Everblades (ECHL)	72	46	21	5	12	5	7
2017-18	Florida Everblades (ECHL)	72	53	13	6	21	15	6
2018-19	Florida Everblades (ECHL)	72	50	16	6	16	9	7
2019-20	Florida Everblades (ECHL)	62	43	13	6	--	--	--
	ECHL Totals	494	324	127	42	83	45	38

Coaching History

<u>Year</u>	<u>Coach</u>	<u>STD</u>	<u>W</u>	<u>L</u>	<u>T</u>	<u>PTS</u>	<u>Playoffs</u>
2019-20	Brad Ralph	2-S	43	13	6	92	No Playoffs due to COVID-19
2018-19	Brad Ralph	1-S	50	16	6	106	Lost Conference Finals
2017-18	Brad Ralph	1-S	53	13	6	112	Lost Kelly Cup Finals
2016-17	Brad Ralph	1-S	46	21	5	97	Lost Division Finals
2015-16	Greg Poss	2-S	46	23	3	95	Lost Conference Quarterfinals
2014-15	Greg Poss	1-E	49	16	7	105	Lost Division Finals
2013-14	Greg Poss	4-S	37	27	8	82	Out of Playoffs
2012-13	Greg Poss	2-S	39	22	11	89	Lost Conference Semifinals
2011-12	Greg Poss	3-S	39	26	7	85	Won Kelly Cup
2010-11	Greg Poss	3-S	37	30	5	79	Lost Conference Quarterfinals
2009-10	Malcolm Cameron	3-S	38	25	9	85	Lost Conference Semifinals
2008-09	Malcolm Cameron	1-S	49	17	5	103	Lost Division Finals
2007-08	Gerry Fleming	4-S	39	25	8	86	Lost Division Quarterfinals
2006-07	Gerry Fleming	1-S	44	22	6	94	Lost Conference Finals
2005-06	Gerry Fleming	2-S	48	20	4	100	Lost Division Finals
2004-05	Gerry Fleming	2-S	42	20	10	94	Lost Kelly Cup Finals
2003-04	Gerry Fleming	3-S	37	25	10	84	Lost Kelly Cup Finals
2002-03	Gerry Fleming	4-SE	35	23	14	84	Lost Division Wild Card
2001-02	Gerry Fleming	5-SE	37	27	8	82	Lost Division Semifinals
2000-01	Bob Ferguson	2-SE	38	26	8	84	Lost Conference Quarterfinals
1999-00	Bob Ferguson	1-SE	53	15	2	108	Lost Conference Quarterfinals
1998-99	Bob Ferguson	2-SE	45	20	5	95	Lost Conference Semifinals

2020-21 Schedule

Fri. Dec. 11 Jacksonville
Sat. Dec. 12 Orlando
 Fri. Dec. 18 at Greenville
 Sat. Dec. 19 at Greenville
Sat. Dec. 26 Jacksonville
 Mon. Dec. 28 at Jacksonville
Wed. Dec. 30 Orlando
 Sat. Jan. 2 at Orlando
 Sun. Jan. 3 at Orlando
 Fri. Jan. 8 at Orlando
Wed. Jan. 13 Jacksonville

Remainder of schedule will be announced at a later date

2019-20 Results

Oct. 11	at Norfolk	4-3	Dec. 6	South Carolina	0-2	Jan. 29	Fort Wayne	5-2
Oct. 12	at Norfolk	5-2	Dec. 7	South Carolina	3-2*	Jan. 31	at Greenville	4-2
Oct. 19	Norfolk	4-2	Dec. 11	at Jacksonville	3-2	Feb. 1	at South Carolina	5-2
Oct. 25	at Orlando	2-4	Dec. 13	Kansas City	5-3	Feb. 5	Orlando	0-1*
Oct. 26	Orlando	2-1#	Dec. 14	Kansas City	4-5*	Feb. 7	Greenville	6-2
Oct. 30	at Cincinnati	3-5	Dec. 18	Atlanta	7-0	Feb. 8	Greenville	5-1
Nov. 1	at Fort Wayne	2-4	Dec. 20	Greenville	3-5	Feb. 9	at Orlando	6-3
Nov. 2	at Toledo	4-3*	Dec. 21	Greenville	5-2	Feb. 11	at Atlanta	1-3
Nov. 6	Orlando	3-2	Dec. 27	Jacksonville	6-2	Feb. 14	Atlanta	5-3
Nov. 8	Orlando	2-1	Dec. 28	Jacksonville	6-1	Feb. 15	Atlanta	5-2
Nov. 9	Jacksonville	3-4	Jan. 3	at South Carolina	1-0	Feb. 19	Orlando	6-3
Nov. 13	Orlando	5-1	Jan. 4	at South Carolina	5-3	Feb. 21	Jacksonville	6-3
Nov. 14	at Orlando	4-1	Jan. 5	at Greenville	2-6	Feb. 22	Norfolk	1-5
Nov. 16	at Atlanta	4-1	Jan. 7	Brampton	2-8	Feb. 23	at Jacksonville	5-4
Nov. 17	at Greenville	3-0	Jan. 10	at Greenville	2-6	Feb. 28	Newfoundland	3-0
Nov. 22	South Carolina	2-3	Jan. 11	at South Carolina	1-4	Feb. 29	Jacksonville	5-2
Nov. 23	South Carolina	0-3	Jan. 15	at Kalamazoo	6-3	Mar. 1	at Orlando	3-0
Nov. 27	at Utah	4-5*	Jan. 16	at Indy	4-2	Mar. 4	Jacksonville	3-1
Nov. 29	at Utah	6-3	Jan. 18	at Kalamazoo	4-1	Mar. 6	at Jacksonville	2-3*
Nov. 30	at Utah	4-5#	Jan. 24	Greenville	4-0	Mar. 7	Greenville	4-1
Dec. 4	at Jacksonville	2-3#	Jan. 25	Jacksonville	3-2#			

* - Overtime # - Shootout



Craig Brush
President & General Manager

Craig Brush, Hertz Arena CEO and General Manager of the Florida Everblades, along with partners Peter Karmanos and Thomas Thewes, founded the Everblades and Hertz Arena in 1998. A native of Milton, Ontario, Brush oversees all aspects of both the hockey club and the sports complex. In 22 seasons, the Everblades have hosted over 4.5 million fans in 787 regular-season games, with an average attendance of almost 6,000 per game. The team has placed in the top three of league attendance in 10 of their 22 seasons, ranking first overall five times, and have led the Kelly Cup Playoffs attendance six times. The Everblades have also earned a post-season berth in 20 of their 22 seasons of existence. The Everblades won the Kelly Cup and the ECHL Championship in 2012, captured the Brabham Cup three times, and have reigned as conference champions on four occasions. During the 2004 and 2005 Kelly Cup Playoffs, the Everblades became the first team in ECHL history to make back-to-back trips to the Kelly Cup Finals. From 2003-06, Brush served as the Chairman of the ECHL Board of Governors. He was inducted into the ECHL Hall of Fame (Class of 2016) in the Builders category, on Feb. 5, 2016 in a ceremony in Kalamazoo. As a player, Brush played four seasons at Cornell University, where he was a member of the 1970 undefeated NCAA Championship team, which is the only team in collegiate history to accomplish this feat. In addition, he coached in the Compuware youth hockey program for many years. Craig and his wife, Kyle, split time between Estero, Florida and Birmingham, Michigan. The couple has three sons -- Matt, Tyler and Patrick -- as well as five grandchildren, Anna, Mary, Jane, Sloan, and Brett.

11000 Everblades Parkway, Estero, FL 33928

Office(239) 948-7825 **Email**info@floridaeverblades.com
ArenaHertz Arena **Capacity**7,186
Rink Dimensions200 x 85 **Team Colors**Green, White, Navy Blue
Radio Stations WJBX (101.5 FM, 104.3 FM, 770 AM) **Broadcasters** ..Mike Kelly and Mike Folta

Team Directory

Hertz Arena CEO/Florida Everblades President & General ManagerCraig Brush
Vice President of Sales and MarketingChris Palin
Director of Marketing, PR & Community RelationsAdam Winslow
Director of Hockey Operations/Head CoachBrad Ralph
Director of Sales/Team BroadcasterMike Kelly
Director of Finance & Human ResourcesDanielle Higgins
Season Memberships Sales & Service ManagerMolly Uphoff
Box Office ManagerPaul Daniels
A/V & Creative Services ManagerGarrett Weller
Group Sales & Corporate Partnerships ManagerCalvin Isaac
Corporate Partnerships & Game Experience ManagerMeagan Stover
Account ExecutivesKatie Raile, Chandler Guest, Isaac Berg
Assistant CoachJesse Kallechy
Athletic TrainerDylan Dewey
Equipment ManagerJohn Sellars
Goaltending & Video CoachJosh Robinson



FORT WAYNE KOMETS

NHL Affiliate: Vegas Golden Knights

AHL Affiliate: Henderson Silver Knights

Year-by-Year Record

Season	GP	Home					Away					Overall					GF	GA	PTS
		W	L	T	OT	SO	W	L	T	OT	SO	W	L	T	OT	SO			
2019-20	62	17	9	4	4-3	0-1	14	14	4	3-3	1-1	31	23	8	7-6	1-2	218	220	70
2018-19	72	18	14	5	3-1	0-4	18	13	5	5-3	2-2	36	26	10	8-4	2-6	233	248	82
2017-18	72	25	7	4	3-3	1-1	21	13	2	2-2	0-0	46	20	6	5-5	1-1	290	216	98
2016-17	72	28	7	1	3-0	0-1	17	12	7	0-6	2-1	45	19	8	3-6	3-2	264	210	98
2015-16	72	22	9	5	5-5	0-0	18	4	4	2-2	1-2	40	23	9	7-7	1-2	240	200	89
2014-15	72	26	5	5	1-2	4-3	22	13	1	3-0	4-1	48	18	6	4-2	8-4	251	200	102
2013-14	72	16	11	9	3-5	2-4	20	13	3	1-2	1-1	36	24	12	4-7	3-5	215	215	84
2012-13	72	16	20	0	3-0	2-0	17	15	4	1-1	2-3	33	35	4	4-1	4-3	205	246	70

T - Includes Overtime and Shootout Losses

Year-by-Year Results

Season	Finished	Result	Season	Finished	Result
2020	3rd, Central	No Playoffs due to COVID-19	2016	1st, Midwest	Lost Conference Finals
2019	3rd, Central	Lost Division Semifinals	2015	2nd, North	Lost Division Finals
2018	2nd, Central	Lost Conference Finals	2014	3rd, North	Lost Conference Semifinals
2017	2nd, Central	Lost Division Finals	2013	4th, North	Out of Playoffs

All-Time Record vs. Other Clubs

Team	W-L-T	Team	W-L-T	Team	W-L-T	Team	W-L-T
Adirondack	0-2-1	Idaho	1-4-0	Norfolk	1-0-0	Utah	3-1-0
Allen	3-0-0	Indy	41-12-6	Orlando	9-2-0	Wheeling	22-12-5
Atlanta	8-3-0	Jacksonville	2-0-2	Rapid City	7-2-1	Wichita	8-1-1
Brampton	7-6-2	Kalamazoo	55-39-9	Reading	4-5-1	Worcester	0-1-0
Cincinnati	32-22-5	Kansas City	9-6-1	South Carolina	2-0-2		
Florida	5-8-0	Maine	0-0-0	Toledo	32-29-10		
Greenville	5-2-1	Newfoundland	1-0-2	Tulsa	5-2-1		

Web - Komets.comTwitter - [@FWKomets](https://twitter.com/FWKomets)

Club Records**Players**

Most Points, Season	88	Brandon Marino, 2013-14
Most Points, Game	5	four times, most recent: Justin Hodgman vs. Kalamazoo, Nov. 13, 2018
Most Goals, Season	38	Shawn Szydlowski, 2014-15
Most Goals, Game	5	Shawn Szydlowski vs. Missouri, Mar. 21, 2015
Most Assists, Season	58	Brandon Marino, 2013-14
Most Assists, Game	5	Eric Faille vs. Missouri, Mar. 21, 2015
Most PIM, Season	259	Cody Sol, 2015-16
Most PIM, Game	26	Nick Tuzzolino at Las Vegas, Nov. 3, 2013

Goaltenders

Most Appearances	51	Pat Nagle, 2015-16
Most Minutes Played	2,969	Pat Nagle, 2015-16
Most Wins	28	Michael Houser, 2017-18 Pat Nagle, 2015-16
Most Losses	13	Charlie Effinger, 2012-13
Most OT/SO Losses	8	Pat Nagle, 2015-16
Most Shots	1,382	Pat Nagle, 2015-16
Most Saves	1,265	Pat Nagle, 2015-16
Most Shutouts	5	Pat Nagle, 2015-16
Lowest GAA	2.36	Pat Nagle, 2015-16
Best Save Percentage	.921	Roman Will, 2014-15

Team

Most Points	102	2014-15
Fewest Points	70	2012-13
Most Wins	48	2014-15
Fewest Wins	33	2012-13
Most Losses	35	2012-13
Fewest Losses	18	2014-15
Most Goals Scored	290	2017-18
Fewest Goals Against	200	2015-16
Most Penalty Minutes	1,385	2012-13

Longest Winning Streak

Overall	7	Nov. 27-Dec. 13, 2014
Home	9	Mar. 6-Apr. 11, 2015
Road	6	Nov. 25, 2015-Jan. 8, 2016 Nov. 28-Dec. 19, 2014 Oct. 17-Nov. 12, 2014

Longest Winless Streak

Overall	6	Feb. 9-22, 2013
Home	7	Jan. 13-Feb. 20, 2019
Road	5	Mar. 16-31, 2018

Regular Season Game Attendance Record

10,567 vs. Tulsa, Feb. 8, 2020

Postseason Game Attendance Record

7,598 vs. Colorado, May 19, 2018

Regular Season Attendance Record

285,551, 2018-19

All-Time Playoff Record vs. Other Clubs

	Series	W	L	GP	W	L	GF	GA	Last Mtg	Rnd	Result
Allen	1	0	1	5	1	4	16	22	2016	CF	L 1-4
Cincinnati	3	2	1	18	10	8	65	47	2018	DSF	W 4-1
Kalamazoo	1	1	0	5	4	1	19	11	2015	DSF	W 4-1
Reading	1	1	0	5	4	1	14	8	2014	CQF	W 4-1
Toledo	4	1	3	24	10	14	56	73	2019	DSF	L 2-4
Utah	1	1	0	4	4	0	19	11	2016	CSF	W 4-0

All-Time Playoff Results

Year	Round	Opponent	Result	GF	GA	OT	Year	Round	Opponent	Result	GF	GA	OT
2019	DSF	Toledo	L 2-4	11	22	1-0	2016	CF	Allen	L 1-4	16	22	0-2
2018	CF	Colorado	L 3-4	19	19	0-3		CSF	Utah	W 4-0	19	11	0-0
	DF	Toledo	W 4-2	20	13	0-0		CQF	Cincinnati	W 4-3	23	14	2-1
	DSF	Cincinnati	W 4-1	19	14	1-1	2015	DF	Toledo	L 3-4	15	22	3-0
2017	DF	Toledo	L 1-4	10	15	0-1		DSF	Kalamazoo	W 4-1	19	11	0-0
	DSF	Quad City	W 4-1	16	12	1-1	2014	CSF	Cincinnati	L 2-4	13	19	1-2
								CQF	Reading	W 4-1	14	8	1-0

2019-20 Regular Season Statistics

PLAYER	Pos	GP	G	A	PTS	+/-	PIM	PP	PPA	SH	SHA	GW	FG	OT	UA	EN	SOG	SOA	Shots	Sh%
Brady Shaw	F	48	27	35	62	15	48	7	13	1	0	3	7	0	2	0	1	3	192	14.1
Brett McKenzie	F	56	23	37	60	10	49	7	12	2	0	3	7	0	1	0	0	0	138	16.7
Shawn Szydlowski	F	55	15	41	56	-11	74	9	20	1	0	2	2	0	1	0	0	1	162	9.3
Alan Lyszczyrzek	F	57	19	27	46	-3	24	6	6	0	0	3	2	1	0	0	0	2	133	14.3
A.J. Jenks	F	51	15	22	37	-17	56	9	9	0	1	2	1	0	0	0	0	0	127	11.8
Olivier Galipeau	D	55	8	26	34	0	14	2	11	0	0	0	0	0	0	0	0	0	140	5.7
Anthony Petruzzelli	F	53	17	16	33	-7	21	4	5	1	0	3	3	0	1	1	0	1	146	11.6
Shawn St-Amant	F	29	18	13	31	8	16	6	3	0	0	3	0	1	1	1	0	0	122	14.8
Max Gottlieb	D	43	5	25	30	-10	18	3	15	0	0	2	1	2	0	0	0	0	78	6.4
Matthew Boudens	F	43	10	10	20	-5	94	2	4	3	0	3	0	1	2	1	0	0	81	12.3
Mason Bergh	F	29	10	9	19	-5	31	1	4	1	1	0	2	0	1	2	0	1	79	12.7
Brad Morrison	F	17	6	13	19	-6	4	2	4	0	0	1	2	1	0	0	0	0	38	15.8
Drake Rymsha	F	24	9	8	17	-3	23	2	4	0	0	2	1	1	1	0	0	0	70	12.9
Jason Binkley	D	38	3	14	17	2	22	1	4	0	0	0	0	0	0	1	1	0	54	5.6
Gabriel Verpaelst	D	25	1	6	7	-1	28	0	1	0	0	0	0	0	0	0	0	0	36	2.8
TOTALS		58	4	12	16	-8	92	0	1	0	0	0	0	0	0	1	0	0	83	4.8
Stephen Baylis	F	46	3	10	13	-13	17	0	1	0	1	1	0	0	0	0	0	0	68	4.4
Taylor Doherty	D	26	1	5	6	-3	43	0	1	0	0	0	0	0	0	0	0	0	37	2.7
TOTALS		43	2	9	11	-8	71	0	2	0	0	0	1	0	1	0	0	0	65	3.1
Brycen Martin	D	29	3	6	9	-2	8	0	2	0	0	0	1	0	1	0	0	0	45	6.7
Gage Torrel	F	16	2	7	9	-2	2	0	1	0	0	0	0	0	0	0	0	0	17	11.8
Kyle Haas	D	45	2	7	9	-4	164	0	0	0	0	0	0	0	0	0	0	0	37	5.4
Taylor Ross	F	24	6	2	8	-9	16	1	0	0	0	2	0	0	0	1	0	0	40	15.0
Chase Stewart	D	30	3	5	8	2	81	1	0	0	0	0	1	0	0	0	0	0	30	10.0
Chaz Reddekopp	D	17	1	6	7	0	4	0	0	0	0	0	0	0	0	1	0	0	19	5.3
Markus Phillips	D	20	0	6	6	-6	18	0	0	0	0	0	0	0	0	0	0	0	47	0.0
Brad Ross	F	15	3	2	5	1	42	1	0	0	0	0	1	0	0	0	0	0	26	11.5
Ben Jones	F	8	1	4	5	-2	7	0	2	0	0	0	0	0	0	0	0	0	17	5.9
Jermaine Loewen	F	19	3	1	4	4	23	0	0	0	0	0	0	0	0	0	0	0	25	12.0
Shaquille Merasty	F	11	2	1	3	1	21	0	0	0	0	0	0	0	0	0	0	0	20	10.0
Matt Brassard	D	3	1	1	2	-2	4	0	0	0	0	0	0	0	1	0	0	0	8	12.5
Brayden Pachal	D	4	0	2	2	-1	2	0	0	0	0	0	0	0	0	0	0	0	7	0.0
Will Petschenig	D	26	0	2	2	-2	25	0	0	0	0	0	0	0	0	0	0	0	28	0.0
Adam Henry	D	7	0	1	1	-1	6	0	1	0	0	0	0	0	0	0	0	0	11	0.0
Dylan Ferguson	G	16	0	1	1	0	0	0	0	0	0	0	0	0	0	0	0	0	0	0.0
Stephen Dhillon	G	1	0	0	0	0	0	0	0	0	0	0	0	0	0	0	0	0	0	0.0
Stefanos Lekkas	G	1	0	0	0	0	0	0	0	0	0	0	0	0	0	0	0	0	0	0.0
Ian Mackey	F	2	0	0	0	1	4	0	0	0	0	0	0	0	0	0	0	0	1	0.0
TOTALS		3	0	0	0	1	8	0	0	0	0	0	0	0	0	0	0	0	1	0.0
Jakob Reichert	F	3	0	0	0	-3	4	0	0	0	0	0	0	0	0	0	0	0	10	0.0
Marc-Olivier Duquette	D	4	0	0	0	-3	0	0	0	0	0	0	0	0	0	0	0	0	4	0.0
Connor Sanvido	F	5	0	0	0	-2	2	0	0	0	0	0	0	0	0	0	0	0	3	0.0
Matthew Villalta	G	8	0	0	0	0	0	0	0	0	0	0	0	0	0	0	0	0	1	0.0
Patrick Munson	G	12	0	0	0	0	15	0	0	0	0	0	0	0	0	0	0	0	0	0.0
Cole Kehler	G	31	0	0	0	0	2	0	0	0	0	0	0	0	0	0	0	0	0	0.0
BENCH		62	1				12												1	

TEAM TOTALS		62	218	371	588	-80	1044	64	123	9	3	30	31	7	13	8	1	9	2097	10.4
--------------------	--	-----------	------------	------------	------------	------------	-------------	-----------	------------	----------	----------	-----------	-----------	----------	-----------	----------	----------	----------	-------------	-------------

GOALIE	GP	MINS	W	L	OTL	SL	SO	EN	GA	GAA	SOGP	SOW	SA	SVS	SV%
Stefanos Lekkas	1	60	1	0	0	0	0	0	2	2.00	0	0	34	32	0.941
Cole Kehler	31	1709	14	10	2	2	2	3	87	3.05	3	1	878	791	0.901
Patrick Munson	12	661	5	5	1	0	0	0	37	3.36	0	0	355	318	0.896
Matthew Villalta	8	468	4	3	1	0	0	0	30	3.85	0	0	221	191	0.864
Dylan Ferguson	16	806	7	4	2	0	0	1	52	3.87	0	0	397	345	0.869
Stephen Dhillon	1	58	0	1	0	0	0	1	5	5.16	0	0	34	29	0.853

TEAM TOTALS	69	3762	31	23	6	2	2	5	213	3.40	3	1	1919	1706	0.889
--------------------	-----------	-------------	-----------	-----------	----------	----------	----------	----------	------------	-------------	----------	----------	-------------	-------------	--------------



Ben Boudreau
Head Coach

After serving as the team's assistant coach for the previous two seasons, Ben Boudreau was named the Komets head coach on May 30, 2019. Prior to joining Fort Wayne as assistant coach prior to the 2017-18 season, Boudreau spent one season as assistant coach with Bakersfield (2014-15) and two with Norfolk (2015-17) in the ECHL. Boudreau began his professional playing career appearing in stints with the ECHL's South Carolina Stingrays, the International Hockey League's Flint Generals, the Central Hockey League's Wichita Thunder and the Southern Professional Hockey League's Louisiana Ice Gators. Boudreau completed his North American pro career in 2009-10 with Flint, appearing in 42 regular-season games and all nine playoff games including the IHL Finals against Fort Wayne. He capped his playing career in 2012-13 with Asnieres in France. The St. Catherines, Ontario native is the son of former Komets standout forward Bruce Boudreau, who also served as Fort Wayne's head coach for two seasons in 1993-94 and 1994-95.

Coaching Record

<u>Season</u>	<u>Team</u>	<u>Regular Season</u>				<u>Playoffs</u>		
		<u>Games</u>	<u>W</u>	<u>L</u>	<u>T</u>	<u>Games</u>	<u>W</u>	<u>L</u>
2019-20	Fort Wayne Komets (ECHL)	62	31	23	8	--	--	--
	ECHL Totals	62	31	23	8	--	--	--

Coaching History

<u>Year</u>	<u>Coach</u>	<u>STD</u>	<u>W</u>	<u>L</u>	<u>T</u>	<u>PTS</u>	<u>Playoffs</u>
2019-20	Ben Boudreau	3-C	31	23	8	70	No Playoffs due to COVID-19
2018-19	Gary Graham	3-C	36	26	10	82	Lost Division Semifinals
2017-18	Gary Graham	2-C	46	20	6	98	Lost Conference Finals
2016-17	Gary Graham	2-C	45	19	8	98	Lost Division Finals
2015-16	Gary Graham	1-M	40	23	9	89	Lost Conference Finals
2014-15	Gary Graham	2-N	48	18	6	102	Lost Division Finals
2013-14	Gary Graham	3-N	36	24	12	84	Lost Conference Semifinals
2012-13	Al Sims	4-N	33	35	4	70	Out of Playoffs

2020-21 Schedule

***Schedule will
be announced
at a later date***

2019-20 Results

Oct. 12	Kalamazoo	5-2	Dec. 6	at Tulsa	1-0	Jan. 29	at Florida	2-5
Oct. 18	Wheeling	7-3	Dec. 7	at Kansas City	1-5	Jan. 30	at Jacksonville	3-2*
Oct. 19	Toledo	3-5	Dec. 11	at Idaho	4-2	Jan. 31	at Jacksonville	4-5*
Oct. 23	at Kalamazoo	4-6	Dec. 13	at Idaho	2-4	Feb. 7	at Kalamazoo	4-5
Oct. 25	Jacksonville	4-3*	Dec. 14	at Idaho	4-5	Feb. 8	Tulsa	3-6
Oct. 26	Jacksonville	5-6*	Dec. 20	Indy	3-4*	Feb. 9	at Indy	2-5
Nov. 1	Florida	4-2	Dec. 21	Cincinnati	2-3*	Feb. 12	Kalamazoo	3-2*
Nov. 2	Indy	5-3	Dec. 27	Brampton	3-5	Feb. 14	Indy	5-3
Nov. 3	at Toledo	1-3	Dec. 28	at Kalamazoo	2-3*	Feb. 15	at Wheeling	1-6
Nov. 6	at Cincinnati	4-5	Dec. 29	Kalamazoo	4-5	Feb. 18	at Indy	5-4
Nov. 8	at Kalamazoo	6-2	Dec. 31	Toledo	4-8	Feb. 19	Kalamazoo	5-4
Nov. 9	at Kalamazoo	6-5*	Jan. 3	at Indy	5-2	Feb. 21	Toledo	1-5
Nov. 15	Kalamazoo	7-2	Jan. 4	Kalamazoo	6-3	Feb. 22	Indy	2-1
Nov. 16	at Cincinnati	0-5	Jan. 10	Idaho	2-4	Feb. 25	at Kalamazoo	3-2
Nov. 17	at Wheeling	5-6*	Jan. 11	at Wheeling	6-1	Feb. 28	at Toledo	1-7
Nov. 22	Toledo	2-6	Jan. 12	Idaho	2-4	Feb. 29	at Toledo	5-3
Nov. 23	Wheeling	5-4*	Jan. 17	at Cincinnati	4-1	Mar. 4	Wheeling	3-2
Nov. 27	at Wheeling	5-4*	Jan. 18	Toledo	1-2#	Mar. 6	at Cincinnati	0-3
Nov. 28	Wheeling	3-0	Jan. 24	at Indy	2-1#	Mar. 7	Kalamazoo	7-4
Nov. 30	Cincinnati	3-2*	Jan. 25	at Toledo	3-4	Mar. 11	Wichita	7-2
Dec. 1	at Kalamazoo	5-2	Jan. 26	at Toledo	2-3#			

* - Overtime

- Shootout



Michael Franke
President

Fort Wayne native Michael Franke is celebrating his 31st consecutive season as President and co-owner of the Fort Wayne Komets. As President of the Komets, Franke oversees the day-to-day operations of the hockey franchise while also representing the Komets in the ECHL as Fort Wayne's Governor. During Franke's stint as President, the Komets have collected six league championships, five regular season titles and nine trips to the finals. The Komets have been awarded League Member Club of the Year five times and have been a leader in attendance for the past 17 seasons attracting over 7,200 fans per game each year. While a member of the United Hockey League, Franke was personally honored as Governor of the Year twice (2001-02, 2002-03). He was also named Executive of the Year on two consecutive occasions (2007-08, 2008-09) while a member of the International Hockey League. A 1982 graduate of Purdue University Fort Wayne, Franke resides in Fort Wayne with his wife, Theresa. They have two adult children, Katie and James.

1010 Memorial Way, Fort Wayne, IN 46805

Office(260) 483-0011	Emailkomets@komets.com
ArenaMemorial Coliseum	Capacity10,480
Rink Dimensions200 x 85	Team ColorsOrange, Black, White
Radio Station .WOWO 1190-AM & 107.5-FM	BroadcasterShane Albahrani

Team Directory

President	Michael Franke
Vice President/General Manager	David Franke
Head Coach	Ben Boudreau
Executive Vice President of Sales and Marketing	Scott Sproat
Director of Media Relations	Shane Albahrani
Business Manager	Nancy Halaburda
Corporate Secretary/Group Sales	Tammy Steinforth
Receptionist/Group Sales	Jody Grantham
Business Development	Stephan Franke
Merchandise Manager	Rick Bireley
Director of Sales and Marketing	Josh Testin
Director of Community Relations/Client Services	Aubrey Bryan
Ticket Sales Advisor	Mitch Meinholz
Graphic Coordinator	Logan Noll
Assistant Coach	Olivier Legault
Athletic Trainer	Matt Willett
Equipment Manager	Skylar Garver



GREENVILLE SWAMP RABBITS

NHL Affiliate: Florida Panthers

AHL Affiliate: Charlotte Checkers

Year-by-Year Record

Season	GP	Home					Away					Overall					GF	GA	PTS
		W	L	T	OT	SO	W	L	T	OT	SO	W	L	T	OT	SO			
2019-20	64	17	17	2	0-1	0-1	12	19	3	5-3	0-0	29	30	5	5-4	0-1	210	226	63
2018-19	72	13	19	4	4-2	0-2	12	22	2	3-1	0-1	25	41	6	7-3	0-3	192	254	56
2017-18	72	11	20	5	0-4	1-1	13	20	3	3-3	1-0	24	40	8	3-7	2-1	202	284	56
2016-17	72	22	10	4	5-3	0-1	18	16	2	5-2	2-0	40	26	6	10-5	2-1	251	252	86
2015-16	72	14	14	8	1-8	1-0	15	19	2	2-1	3-1	29	33	10	3-9	4-1	205	243	68
2014-15	72	22	14	0	2-0	4-0	17	15	4	2-1	3-3	39	29	4	4-1	7-3	216	215	82
2013-14	72	22	12	2	0-1	4-1	17	15	4	0-1	1-3	39	27	6	0-2	5-4	220	208	84
2012-13	72	18	12	6	1-2	3-4	18	16	2	1-0	5-2	36	28	8	2-2	8-6	226	219	80
2011-12	72	22	10	4	3-2	1-2	19	15	2	2-0	4-2	41	25	6	5-2	5-4	232	215	88
2010-11	72	25	10	1	4-1	1-0	21	12	3	2-2	3-1	46	22	4	6-3	4-1	255	192	96
2009-10#	72	9	20	7	0-4	2-3	9	23	4	2-3	1-1	18	43	11	2-7	3-4	215	307	47
2008-09#	72	21	12	3	1-3	2-0	16	18	2	2-2	2-0	37	30	5	3-5	4-0	228	232	79
2007-08#	72	20	12	4	2-1	3-3	16	18	2	3-2	1-0	36	30	6	5-3	4-3	235	234	78
2006-07#	72	18	16	2	2-2	2-0	15	17	4	2-1	3-3	33	33	6	4-3	5-3	216	232	72
2005-06#	72	17	10	9	0-2	1-7	13	16	7	1-2	3-5	30	26	16	1-4	4-12	223	243	76
2004-05#	72	14	14	8	0-3	0-5	8	22	6	2-2	2-4	22	36	14	2-5	2-9	191	258	58
2003-04#	72	26	6	4	2-0	2-4	19	14	3	1-0	1-3	45	20	7	3-0	3-7	223	195	97
2002-03#	72	17	15	4	2-0	5-4	11	18	7	1-3	1-4	28	33	11	3-3	6-8	214	243	67
2001-02#	72	23	11	2	4-0	4-2	16	20	0	4-0	3-0	39	31	2	8-0	7-2	220	232	80
2000-01#	72	20	13	3	3-1	2-2	8	23	5	1-3	2-2	28	36	8	4-4	4-4	207	238	64
1999-00#	70	19	11	5	---	2-5	14	17	4	---	2-4	33	28	9	---	4-9	235	234	75
1998-99#	70	17	13	5	---	4-5	10	21	4	---	3-4	27	34	9	---	7-9	218	265	63
1997-98#	70	14	18	3	---	3-3	9	23	3	---	3-3	23	41	6	---	6-6	219	297	52
1996-97#	70	18	14	3	---	5-3	6	25	4	---	4-4	24	39	7	---	9-7	253	354	55
1995-96#	70	13	16	6	---	0-6	8	22	5	---	3-5	21	38	11	---	3-11	249	322	53
1994-95#	68	20	10	4	1-1	4-3	11	22	1	0-1	4-0	31	32	5	1-2	8-3	256	297	67
1993-94#	68	21	11	2	1-2	2-0	16	16	2	1-0	1-2	37	27	4	2-2	3-2	323	308	78
1992-93#	64	19	11	2	2-2	2-0	15	12	5	2-1	0-4	34	23	7	4-3	2-4	281	264	75
1991-92#	64	19	11	2	3-2	1-0	17	12	3	3-2	0-1	36	23	5	6-4	1-1	294	248	77
1990-91#	64	18	12	2	0-0	1-2	14	17	2	1-0	1-1	32	29	3	1-0	2-3	324	287	67
1989-90#	60	13	13	4	0-1	1-3	10	18	2	0-1	1-1	23	31	6	0-2	2-4	233	291	52
1988-89#	60	18	9	3	1-1	1-2	14	13	3	0-1	1-2	32	22	6	1-2	2-4	295	251	70

T - Includes Overtime and Shootout Losses (Games tied at end of regulation went directly to shootout from 1995-2000)
- Johnstown Chiefs

Year-by-Year Results

Season	Finished	Result	Season	Finished	Result
2020	3rd, South	No Playoffs due to COVID-19	2002#	3rd, Northwest	Lost Division Finals
2019	7th, South	Out of Playoffs	2001#	4th, Northwest	Lost Conference Quarterfinals
2018	7th, South	Out of Playoffs	2000#	3rd, Northwest	Lost Conference Semifinals
2017	2nd, South	Lost Division Semifinals	1999#	5th, Northeast	Out of Playoffs
2016	5th, South	Out of Playoffs	1998#	6th, Northeast	Out of Playoffs
2015	5th, East	Out of Playoffs	1997#	8th, North	Out of Playoffs
2014	3rd, South	Lost Conference Finals	1996#	7th, North	Out of Playoffs
2013	4th, South	Lost Conference Quarterfinals	1995#	5th, North	Lost First Round
2012	2nd, South	Lost Conference Quarterfinals	1994#	4th, North	Lost First Round
2011	1st, South	Lost Conference Semifinals	1993#	4th, East	Lost First Round
2010#	4th, East	Out of Playoffs	1992#	3rd, West	Lost First Round
2009#	5th, North	Out of Playoffs	1991#	2nd, East	Lost Semifinals
2008#	4th, North	Lost Division Semifinals	1990#	7th	Out of Playoffs
2007#	5th, North	Lost Division Quarterfinals	1989#	2nd	Lost Riley Cup Finals
2006#	4th, North	Lost Division Semifinals			
2005#	7th, North	Out of Playoffs			
2004#	4th, Northern	Lost Wild Card			
2003#	5th, Northwest	Out of Playoffs			

- Johnstown Chiefs

All-Time Record vs. Other Clubs

Team	W-L-T	Team	W-L-T	Team	W-L-T	Team	W-L-T
Adirondack	3-1-0	Idaho	0-0-0	Norfolk	18-19-0	Utah	0-0-0
Allen	0-0-0	Indy	4-4-0	Orlando	33-30-6	Wheeling	16-9-4
Atlanta	71-54-11	Jacksonville	11-13-2	Rapid City	0-0-0	Wichita	2-0-0
Brampton	1-2-0	Kalamazoo	7-8-1	Reading	11-9-1	Worcester	2-3-0
Cincinnati	15-7-4	Kansas City	2-0-0	South Carolina	57-62-12		
Florida	43-46-15	Maine	1-0-0	Toledo	16-5-2		
Fort Wayne	3-2-3	Newfoundland	1-0-0	Tulsa	0-3-0		

Web - SwampRabbits.com

Twitter - [@SwampRabbits](https://twitter.com/SwampRabbits)

Club Records

Players

Most Points, Season	117	Mark Green, 1991-92
Most Points, Game	7	Tom Sasso vs. Knoxville, Mar. 30, 1989, Eric Schneider vs. Greensboro, Jan. 6, 2001
Most Goals, Season	68	Mark Green, 1991-92
Most Goals, Game	4	several players; last time, Chris Izmirlian at Maine, Feb. 9, 2019
Most Assists, Season	65	Tom Sasso, 1988-89
Most Assists, Game	7	Tom Sasso vs. Knoxville, Mar. 30, 1989
Most PIM, Season	365	Brock Kelly, 1988-89
Most PIM, Game	45	Mike Sgroi at Reading, Apr. 2, 2008

Goaltenders

Most Appearances	54	Frederic Deschenes, 2000-01
Most Minutes	3,157	Frederic Deschenes, 2000-01
Most Wins	29	Ryan Nie, 2007-08
Most Losses	26	Frederic Deschenes, 2000-01
Most OT/SO Losses	8	Peter Aubry, 2002-03
Most Shots	1,672	Frederic Deschenes, 2000-01
Most Saves	1,515	Frederic Deschenes, 2000-01
Most Shutouts	4	Cory Campbell, 2003-04
Lowest GAA	2.04	Cory Campbell, 2003-04
Best Save Percentage	.922	Dov Grumet-Morris, 2010-11

Team

Most Points	97	2003-04
Fewest Points	47	2009-10
Most Wins	46	2010-11
Fewest Wins	18	2009-10
Most Losses	43	2009-10
Fewest Losses	20	2003-04
Most Goals Scored	324	1990-91
Fewest Goals Against	192	2010-11
Most Penalty Minutes	2,481	1995-96

Longest Winning Streak

Overall	10	Dec. 12, 1993-Jan. 7, 1994
Home	9	Jan. 19, 1992-Feb. 29, 1992
Road	6	Oct. 20-Nov. 17, 2012 Nov. 24-Dec. 5, 2010

Longest Winless Streak

Overall	13	Feb. 3-Mar. 6, 2018
Home	11	Nov. 9-Mar. 11, 2018
Road	16	Dec. 9, 1995-Feb. 7, 1996

Regular Season Game Attendance Record

10,037 vs. Toledo, Oct. 12, 2018

Postseason Game Attendance Record

4,146 vs. Carolina, Apr. 12, 1989

Regular Season Attendance Record

151,402, 2018-19

Playoff Record vs. Current Teams

	<u>Series</u>	<u>W</u>	<u>L</u>	<u>GP</u>	<u>W</u>	<u>L</u>	<u>GF</u>	<u>GA</u>	<u>Last Mtg</u>	<u>Rnd</u>	<u>Result</u>
Cincinnati	1	0	1	6	2	4	19	20	2014	CF	L 2-4
Florida	1	0	1	3	0	3	6	12	2012	CQF	L 0-3
Kalamazoo	1	1	0	6	4	2	14	13	2014	CQF	W 4-2
Reading	1	0	1	5	1	4	4	15	2013	CQF	L 1-4
South Carolina	1	0	1	6	2	4	13	24	2017	DSF	L 2-4
Wheeling	2	1	1	13	7	6	43	31	2014	CSF	W 4-2

All-Time Playoff Results

<u>Year</u>	<u>Round</u>	<u>Opponent</u>	<u>Result</u>	<u>GF</u>	<u>GA</u>	<u>OT</u>	<u>Year</u>	<u>Round</u>	<u>Opponent</u>	<u>Result</u>	<u>GF</u>	<u>GA</u>	<u>OT</u>
2017	DSF	South Carolina	L 2-4	13	24	0-0	2002	DF	Dayton	L 0-3	5	12	0-1
2014	CF	Cincinnati	L 2-4	19	20	1-2		DSF	Peoria	W 3-2	14	5	0-0
	CSF	Wheeling	W 4-2	23	13	1-1	2001	CQF	Trenton	L 1-3	7	12	0-1
	CQF	Kalamazoo	W 4-2	14	13	1-0	2000	CSF	Peoria	L 0-3	8	13	0-1
2013	CQF	Reading	L 1-4	4	15	0-0		CQF	Roanoke	W 3-1	14	5	0-0
2012	CQF	Florida	L 0-3	6	12	0-0	1995	1st	South Carolina	L 2-3	20	25	1-0
2011	CSF	Wheeling	L 3-4	22	18	1-1	1994	1st	Columbus	L 1-2	7	14	0-0
	CQF	Elmira	W 3-1	12	9	1-0	1993	QF	Wheeling	L 1-3	9	13	0-0
2008	DSF	Cincinnati	L 0-4	7	16	0-0		WC	Richmond	W 1-0	5	4	1-0
	DQF	Dayton	W 2-0	8	1	0-0	1992	2nd	Cincinnati	L 0-2	2	15	0-0
2007	DQF	Trenton	L 0-2	7	11	0-0		1st	Erie	W 3-1	16	9	0-0
2006	DSF	Toledo	L 0-3	6	12	0-0	1991	SF	Hampton Roads	L 1-4	14	25	0-1
	DQF	Trenton	W 2-0	6	4	0-0		QF	Erie	W 3-2	18	18	0-0
2004	WC	Reading	L 0-1	1	2	0-0	1989	Finals	Carolina	L 3-4	33	32	0-0
								SF	Knoxville	W 4-0	28	7	0-0

2019-20 Regular Season Statistics

PLAYER	Pos	GP	G	A	PTS	+/-	PIM	PP	PPA	SH	SHA	GW	FG	OT	UA	EN	SOG	SOA	Shots	Sh%	
Michael Pelech	F	63	16	37	53	4	55	4	5	1	1	3	1	1	0	1	0	0	110	14.5	
Nathan Perkovich	F	58	19	27	46	1	73	5	6	1	2	2	4	1	2	1	0	0	119	16.0	
Liam Pecararo	F	39	23	21	44	2	51	6	6	3	1	5	3	0	0	0	0	1	125	18.4	
Patrick Bajkov	F	64	20	24	44	-25	14	6	10	0	0	3	3	1	1	0	0	1	122	16.4	
Mason Baptista	F	59	15	25	40	5	56	4	5	1	2	1	2	0	1	0	0	1	130	11.5	
Adam Rockwood	F	49	9	26	35	-14	18	0	10	2	1	3	1	0	0	2	0	0	69	13.0	
Matt Marcinew	F	46	16	18	34	-5	38	3	5	0	0	4	2	0	0	0	0	1	159	10.1	
Kamerin Nault	F	40	16	16	32	0	10	1	5	0	0	2	3	1	1	2	0	1	120	13.3	
Cédric Lacroix	F	34	12	14	26	1	48	2	3	2	2	0	3	0	0	0	0	0	86	14.0	
Jake Horton	F	40	7	13	20	-3	8	1	0	0	0	1	1	0	1	1	0	0	76	9.2	
Karl El-Mir	F	17	4	6	10	0	6	0	0	0	0	0	0	0	0	0	0	0	33	12.1	
TOTALS		34	9	10	19	1	14	3	1	0	0	1	0	0	0	0	0	0	72	12.5	
Mike Monfredo	D	33	4	11	15	-5	73	0	3	0	3	0	0	0	3	1	0	0	59	6.8	
TOTALS		46	5	14	19	-12	106	0	5	0	3	1	0	0	3	1	0	0	70	7.1	
Chad Duchesne	D	59	3	15	18	-6	79	1	1	0	0	0	0	0	0	0	0	0	94	3.2	
Brien Difley	D	54	1	17	18	5	16	0	5	0	1	0	1	0	0	0	0	0	88	1.1	
Dylan MacPherson	D	54	4	13	17	4	6	0	1	0	1	2	1	1	0	0	0	0	85	4.7	
Adam Larkin	D	35	6	10	16	2	16	0	6	1	1	0	0	0	1	2	0	0	66	9.1	
Jimmy Lodge	F	2	0	1	1	-1	0	0	0	0	0	0	0	0	0	0	0	0	6	0.0	
TOTALS		25	5	5	10	-4	16	1	0	0	0	1	0	0	0	0	0	0	46	10.9	
Travis Howe	F	24	2	7	9	4	52	0	0	0	0	0	2	0	0	0	0	0	22	9.1	
Luke Ripley	D	31	2	7	9	-3	15	0	0	1	0	0	1	0	0	0	0	0	42	4.8	
Ryan Black	D	34	2	7	9	-1	13	0	0	0	0	0	0	0	0	0	0	0	44	4.5	
TOTALS		35	2	7	9	-1	15	0	0	0	0	0	0	0	0	0	0	0	45	4.4	
Joe Masonius	D	3	1	1	2	1	0	0	0	0	0	0	0	0	0	0	0	0	8	12.5	
TOTALS		37	2	7	9	-7	81	1	1	0	0	0	0	0	0	0	0	0	51	3.9	
Brett Beauvais	D	28	2	6	8	-6	12	0	0	0	0	0	0	0	0	0	0	0	45	4.4	
Will Lothead	D	22	1	7	8	2	10	0	0	0	0	0	0	0	0	0	0	0	34	2.9	
Jacob Pritchard	F	13	4	2	6	-1	8	2	0	0	0	0	0	0	0	0	0	0	35	11.4	
Johno May	F	14	4	2	6	-1	10	0	0	0	0	2	0	0	0	0	0	0	23	17.4	
Jimmy Soper	F	29	3	3	6	-7	18	0	0	0	0	1	0	0	0	0	0	0	20	15.0	
Cameron Heath	D	17	2	3	5	1	2	0	0	0	0	0	1	0	0	0	0	0	24	8.3	
TOTALS		30	2	4	6	-4	4	0	0	0	0	0	1	0	0	0	0	0	47	4.3	
Cliff Pu	F	4	1	5	6	3	2	0	1	0	0	0	0	0	0	0	0	0	11	9.1	
Roman Ammirato	F	4	2	3	5	2	8	0	1	0	0	0	1	0	0	0	0	0	12	16.7	
Rodrigo Abols	F	4	3	1	4	1	4	2	0	0	0	0	0	0	0	0	0	0	14	21.4	
Mathieu Foget	F	9	2	2	4	-6	0	1	1	0	0	0	0	0	0	0	0	0	10	20.0	
Lincoln Griffin	F	8	1	2	3	-7	2	0	0	0	0	0	0	0	0	0	0	0	11	9.1	
Spencer Smallman	F	3	1	1	2	2	2	0	0	0	0	0	1	0	0	0	0	0	4	25.0	
John Furgele	D	12	1	1	2	-7	6	0	0	0	0	0	1	0	0	0	0	0	23	4.3	
Jake Massie	D	2	1	0	1	-1	0	0	0	0	0	0	0	0	0	0	0	0	4	25.0	
Shaquille Merasty	F	2	0	1	1	1	0	0	0	0	0	0	0	0	0	0	0	0	5	0.0	
Ryan Bednard	G	24	0	1	1	0	0	0	0	0	1	0	0	0	0	0	0	0	0	0	0.0
Callum Booth	G	3	0	0	0	0	0	0	0	0	0	0	0	0	0	0	0	0	0	0	0.0
Thomas Ebbing	F	3	0	0	0	-2	2	0	0	0	0	0	0	0	0	0	0	0	4	0.0	
Chris Nell	G	3	0	0	0	0	0	0	0	0	0	0	0	0	0	0	0	0	0	0	0.0
Jake Theut	G	3	0	0	0	0	0	0	0	0	0	0	0	0	0	0	0	0	0	0	0.0
Beau McCue	F	5	0	0	0	0	0	0	0	0	0	0	0	0	0	0	0	0	6	0.0	
Jake Kupsky	G	6	0	0	0	0	0	0	0	0	0	0	0	0	0	0	0	0	0	0	0.0
TOTALS		8	0	0	0	0	0	0	0	0	0	0	0	0	0	0	0	0	0	0	0.0
Jeremy Helvig	G	30	0	0	0	0	0	0	0	0	0	0	0	0	0	0	0	0	0	0	0.0
TOTALS		33	0	0	0	0	0	0	0	0	0	0	0	0	0	0	0	0	0	0	0.0
BENCH		64	0				22														0
TEAM TOTALS		64	210	356	566	-60	755	38	74	12	16	29	32	5	10	10	0	5	1948	10.8	

GOALIE	GP	MINS	W	L	OTL	SL	SO	EN	GA	GAA	SOGP	SOW	SA	SVS	SV%
Jake Kupsky	6	327	3	1	1	0	0	0	12	2.20	0	0	141	129	0.915
TOTALS	8	448	4	2	1	0	0	1	16	2.14	0	0	203	187	0.921
Ryan Bednard	24	1365	10	12	0	1	1	5	68	2.99	1	0	743	675	0.908
Jeremy Helvig	30	1699	14	12	3	0	0	2	102	3.60	0	0	1049	947	0.903
TOTALS	33	1855	14	15	3	0	0	2	112	3.62	0	0	1148	1036	0.902
Jake Theut	3	142	0	2	0	0	0	1	9	3.81	0	0	81	72	0.889
Callum Booth	3	137	1	1	0	0	0	0	9	3.93	0	0	78	69	0.885
Chris Nell	3	178	1	2	0	0	0	0	17	5.72	0	0	115	98	0.852
TEAM TOTALS	69	3848	29	30	4	1	1	8	217	3.38	1	0	2207	1990	0.902



Andrew Lord Head Coach

Andrew Lord enters his first season with Greenville after being named head coach on June 19, 2020. Lord joins the Swamp Rabbits with an immense championship pedigree. He led the Cardiff Devils of the Elite Ice Hockey League to nine separate titles, including three Conference championships, two Challenge Cup championships, two League titles, and two Playoff championships. As the winningest coach in Devils history, he led the team to a 221-75-22 record across his six seasons as head coach. Born in West Vancouver, British Columbia, Lord enjoyed a lengthy professional hockey career out of Rensselaer Polytechnic Institute (RPI). He spent 10 seasons in the pro ranks, totaling 462 games. He played three of his 10 overall seasons in the ECHL as a member of the Wheeling Nailers, culminating in the 2010-11 season where he served as captain. Lord climbed the hockey development ladder as far as the American Hockey League, where he suited up in 39 contests with the Rochester Americans, Milwaukee Admirals and Oklahoma City Barons. His best work as a pro was done in the EIHL, where he scored 173 points in 216 games, all with Cardiff. Lord played junior hockey in the British Columbia Hockey League with the Vernon Vipers, where he won a BCHL championship in 2002, and was the team's MVP and most improved player the year after. He prided himself on his academics, as an honor roll regular in high school, Dean's List honoree at RPI, a three-time ECAC All-Academic, a two-time RPI scholar-athlete award winner, and in his senior season, was named a finalist for the ECAC Student-Athlete of the Year award. He also earned his MBA from Cardiff Metropolitan University in 2016.

Coaching Record		Regular Season				Playoffs		
Season	Team	Games	W	L	T	Games	W	L
2014-15	Cardiff (EIHL)	52	29	14	9			
2015-16	Cardiff (EIHL)	52	27	15	10			
2016-17	Cardiff (EIHL)	52	39	10	3	4	3	1
2017-18	Cardiff (EIHL)	56	41	12	3	4	4	0
2018-19	Cardiff (EIHL)	60	38	11	11	4	3	1
2019-20	Cardiff (EIHL)	46	28	13	5	--	--	--

Coaching History

Year	Coach	STD	W	L	T	PTS	Playoffs
2019-20	Kevin Kerr	3-S	29	30	5	63	No Playoffs due to COVID-19
2018-19	Kevin Kerr	7-S	25	41	6	56	Out of Playoffs
2017-18	Brian Gratz	7-S	24	40	7	56	Out of Playoffs
2016-17	Brian Gratz	2-S	40	26	6	86	Lost Division Semifinals
2015-16	Brian Gratz	5-S	29	33	10	68	Out of Playoffs
2014-15	Dean Stork	5-E	39	29	4	82	Out of Playoffs
2013-14	Dean Stork	3-S	39	27	6	84	Lost Conference Finals
2012-13	Dean Stork	4-S	36	28	8	80	Lost Conference Quarterfinals
2011-12	Dean Stork	2-S	41	25	6	88	Lost Conference Quarterfinals
2010-11	Dean Stork	1-S	46	22	4	96	Lost Conference Semifinals
2009-10*	Jeff Flanagan	4-N	9	19	7	25	Out of Playoffs
	Neil Smith		9	24	4	22	
2008-09*	Ian Herbers	5-N	37	30	5	79	Out of Playoffs
2007-08*	Ian Herbers	4-N	36	30	6	78	Lost Division Semifinals
2006-07*	Frank Anzalone	5-N	33	33	6	72	Lost Division Quarterfinals
2005-06*	Frank Anzalone	4-N	30	26	16	76	Lost Division Semifinals
2004-05*	Toby O'Brien	7-N	22	36	14	58	Out of Playoffs
2003-04*	Toby O'Brien	4-N	45	20	7	97	Lost Wild Card
2002-03*	Toby O'Brien	5-NW	28	33	11	67	Out of Playoffs
2001-02*	Scott Allen	3-NW	39	31	2	80	Lost Division Finals
2000-01*	Scott Allen	5-NW	28	36	8	64	Lost Conference Quarterfinals
1999-00*	Scott Allen	3-NE	33	28	9	75	Lost Conference Semifinals
1998-99*	Scott Allen	5-NE	27	34	9	63	Out of Playoffs
1997-98*	Nick Fotiu	6-NE	6	20	4	16	Out of Playoffs
	Scott Allen		17	21	2	36	
1996-97*	Nick Fotiu	8-N	24	39	7	55	Out of Playoffs
1995-96*	Nick Fotiu	7-N	21	38	11	53	Out of Playoffs
1994-95*	Eddie Johnstone	5-N	31	32	5	67	Lost First Round
1993-94*	Eddie Johnstone	4-N	37	27	4	78	Lost First Round
1992-93*	Eddie Johnstone	4-E	34	23	7	75	Lost First Round
1991-92*	Steve Carlson	3-W	36	23	5	77	Lost First Round
1990-91*	Steve Carlson	2-E	32	29	3	67	Lost Semifinals
1989-90*	Steve Carlson	7	23	31	6	52	Out of Playoffs
1988-89*	Steve Carlson	2	32	22	6	70	Lost Riley Cup Finals

* Johnstown Chiefs, 1988-2010

2020-21 Schedule

Fri. Dec. 11 at South Carolina
 Sat. Dec. 12 at Jacksonville
Fri. Dec. 18 Florida
Sat. Dec. 19 Florida
Sat. Dec. 26 South Carolina
 Sun. Dec. 27 at South Carolina
Fri. Jan. 1 South Carolina
Wed. Jan. 6 Wheeling
 Fri. Jan. 8 at Indy
 Sat. Jan. 9 at Indy

*Remainder of schedule will be
 announce at a later date*

2019-20 Results								
Oct. 12	at Jacksonville	4-3*	Dec. 7	at Norfolk	3-2	Jan. 25	at Orlando	0-3
Oct. 18	Jacksonville	6-1	Dec. 11	Atlanta	1-3	Jan. 29	South Carolina	6-2
Oct. 19	at Atlanta	4-6	Dec. 13	Orlando	1-5	Jan. 31	Florida	2-4
Oct. 20	Atlanta	3-4	Dec. 14	at South Carolina	0-3	Feb. 1	Utah	4-6
Oct. 25	Atlanta	6-5	Dec. 15	Orlando	6-2	Feb. 2	Atlanta	9-3
Oct. 26	Atlanta	5-2	Dec. 20	at Florida	5-3	Feb. 7	at Florida	2-6
Oct. 30	at Tulsa	2-8	Dec. 21	at Florida	2-5	Feb. 8	at Florida	1-5
Oct. 31	at Tulsa	2-3	Dec. 27	Norfolk	5-8	Feb. 14	at Jacksonville	3-4*
Nov. 2	Jacksonville	5-3	Dec. 28	Norfolk	4-2	Feb. 15	at South Carolina	3-4*
Nov. 3	at Atlanta	6-7	Dec. 29	at Atlanta	1-4	Feb. 18	at South Carolina	2-6
Nov. 8	South Carolina	0-4	Dec. 31	at Cincinnati	2-3	Feb. 21	Worcester	2-4
Nov. 9	South Carolina	2-3#	Jan. 2	Norfolk	3-0	Feb. 22	Worcester	4-1
Nov. 13	at Norfolk	4-3*	Jan. 3	Norfolk	5-3	Feb. 23	at Atlanta	3-4*
Nov. 15	at Norfolk	8-1	Jan. 5	Florida	4-5*	Feb. 26	Cincinnati	5-2
Nov. 16	Indy	3-2	Jan. 9	at Atlanta	1-3	Feb. 28	at Cincinnati	1-4
Nov. 17	Florida	0-3	Jan. 10	Florida	6-2	Feb. 29	at Indy	3-4
Nov. 19	at South Carolina	5-2	Jan. 12	South Carolina	1-2	Mar. 1	at Indy	4-3
Nov. 21	Jacksonville	2-1	Jan. 15	at Norfolk	6-5*	Mar. 4	at Orlando	7-2
Nov. 22	Atlanta	2-8	Jan. 17	Norfolk	4-3	Mar. 7	at Florida	1-4
Nov. 27	at Jacksonville	2-4	Jan. 18	Norfolk	4-2	Mar. 8	at Jacksonville	2-1*
Nov. 29	at Atlanta	3-2	Jan. 20	at Atlanta	7-6*			
Dec. 6	at Norfolk	1-4	Jan. 24	at Florida	0-4			
		* - Overtime			# - Shootout			



Todd Mackin
President

As President of Spire Hockey, Todd Mackin oversees the operations of the both the Swamp Rabbits and the Rapid City Rush. Spire Hockey took over control of the Swamp Rabbits, and majority control of the Rush, in May 2020 after serving as a minority investor for Rapid City during the 2019-20 season.

Mackin joined the Rush as President on March 8, 2019 after spending the previous eight seasons with the Kansas City Mavericks. He began with the Mavericks in the Central Hockey League, originally brought in to revamp the corporate sales of the team as the Director of Corporate Sales, before his promotion to Vice President of Sales in 2016. Recently, Mackin has served as the Executive Vice President of the Mavericks organization. A native of Kansas City, Mackin began his foray into professional sports in the National Football League, where he worked for a decade in ticket sales, premium seating and corporate partnerships. Before working in professional sports, he earned his bachelor's degree in Marketing and Finance at Northwest Missouri State University in 2001. Following his undergraduate studies, he earned his Master's in Business Administration from the University of Missouri-Kansas City in 2006.

650 N. Academy Street, Greenville, SC 29601

Office	(864) 674-7825	Email	info@swamprabbits.com
Arena	Bon Secours Wellness Arena	Capacity	7,044
Rink Dimensions	200 x 85	Team Colors	Orange, Blue, Gray
Radio Station	ESPN Upstate 97.7 FM / 1200 AM	Broadcaster	Matt Trust
.....	and Mixlr.com/swamp-rabbits		

Team Directory

President	Todd Mackin
Director of Corporate & Community	Tim Vieira
Manager of Fulfillment & Social Engagement	Devon Reagan
Director of Sales	Tyler Sanford
Account Executives	Brett Sullivan, Scott Hull and Hanna Tyree
Director of Game Operations & Creative	Jay Whitt
Manager of Media Relations/Broadcaster	Matt Trust
Merchandising	Scott Penland
Head Coach & Director of Hockey Operations	Andrew Lord
Assistant Coach	Phillip Barski
Equipment Manager	Shawn Thorns
Athletic Trainer	Adam Campbell



IDAHO STEELHEADS

NHL Affiliate: Dallas Stars

AHL Affiliate: Texas Stars

Year-by-Year Record

Season	GP	Home					Away					Overall					GF	GA	PTS
		W	L	T	OT	SO	W	L	T	OT	SO	W	L	T	OT	SO			
2019-20	61	21	11	1	7-1	3-0	15	7	6	2-2	1-4	36	18	7	8-3	4-4	168	155	79
2018-19	72	23	9	4	6-3	2-1	18	16	2	2-1	1-1	41	25	6	8-4	3-2	241	203	88
2017-18	72	23	9	4	2-3	3-1	21	11	4	0-2	4-2	44	20	8	2-5	7-3	244	188	96
2016-17	72	22	11	3	1-3	3-0	21	11	4	1-2	3-2	43	22	7	2-5	6-2	234	206	93
2015-16	72	19	11	6	1-3	0-3	19	13	4	3-4	3-0	38	24	10	4-7	3-3	203	187	86
2014-15	72	25	8	3	3-1	3-2	23	10	3	2-1	2-2	48	18	6	5-2	5-4	258	187	102
2013-14	72	21	11	4	3-1	3-3	18	15	3	1-2	3-1	39	26	7	4-3	6-4	223	212	85
2012-13	72	24	8	4	1-0	2-4	21	12	3	3-1	1-2	45	20	7	4-1	3-6	262	198	97
2011-12	72	15	18	3	3-0	4-3	16	14	6	0-2	5-4	31	32	9	3-2	9-7	194	236	71
2010-11	72	17	12	7	2-1	2-6	15	15	6	0-3	3-3	32	27	13	2-4	5-9	225	217	77
2009-10	72	25	9	2	1-0	2-2	23	8	5	2-2	3-3	48	17	7	3-2	5-5	260	191	103
2008-09	72	24	11	1	3-0	3-1	20	13	3	3-2	3-1	44	24	4	6-2	6-2	224	186	92
2007-08	72	23	6	7	1-4	1-3	17	16	3	0-1	3-2	40	22	10	1-5	4-5	224	183	90
2006-07	72	20	12	4	1-1	3-3	22	12	2	4-1	3-1	42	24	6	5-2	6-4	240	208	90
2005-06	72	20	11	5	0-2	1-3	23	10	3	1-2	3-1	43	21	8	1-4	4-4	268	221	94
2004-05	72	22	11	3	2-1	1-2	20	12	4	1-1	3-3	42	23	7	3-2	4-5	223	183	91
2003-04	72	23	10	3	3-0	3-3	17	13	6	0-2	1-5	40	23	9	3-2	4-8	219	208	89

T - Includes Overtime and Shootout Losses

Year-by-Year Results

Season	Finished	Result	Season	Finished	Result
2020	2nd, Mountain	No Playoffs due to COVID-19	2011	2nd, Mountain	Lost Conference Semifinals
2019	2nd, Mountain	Lost Division Finals	2010	1st, West	Lost Kelly Cup Finals
2018	2nd, Mountain	Lost Division Finals	2009	2nd, West	Lost Division Semifinals
2017	3rd, Mountain	Lost Division Semifinals	2008	2nd, West	Lost Conference Quarterfinals
2016	2nd, West	Lost Conference Quarterfinals	2007	2nd, West	Won Kelly Cup
2015	1st, Pacific	Lost Division Semifinals	2006	3rd, West	Lost Division Semifinals
2014	3rd, Mountain	Lost Conference Semifinals	2005	3rd, West	Lost Division Semifinals
2013	2nd, Mountain	Lost Conference Finals	2004	3rd, Pacific	Won Kelly Cup
2012	4th, Mountain	Lost Conference Semifinals			

All-Time Record vs. Other Clubs

Team	W-L-T	Team	W-L-T	Team	W-L-T	Team	W-L-T
Adirondack	2-1-0	Greenville	0-0-0	Norfolk	6-1-1	Utah	107-51-26
Allen	18-10-5	Indy	1-0-0	Orlando	2-3-0	Wheeling	4-2-0
Atlanta	5-5-1	Jacksonville	2-0-0	Rapid City	42-18-5	Wichita	8-4-4
Brampton	0-0-0	Kalamazoo	1-2-1	Reading	3-3-0	Worcester	0-0-0
Cincinnati	3-2-0	Kansas City	12-4-1	South Carolina	5-3-0		
Florida	5-5-1	Maine	0-0-0	Toledo	4-3-0		
Fort Wayne	4-1-0	Newfoundland	0-0-0	Tulsa	17-12-2		

Web - IdahoSteelheads.comTwitter - [@Steelheads](https://twitter.com/Steelheads)

Club Records

Players

Most Points, Season	92	Mark Derlago, 2009-10
Most Points, Game	7	Marty Flichel vs. Bakersfield, Mar. 1, 2008
Most Goals, Season	45	Mark Derlago, 2010-11
Most Goals, Game	4	Tristan King at Colorado, Oct. 17, 2012 Mark Derlago vs. Las Vegas, Mar. 5, 2011
Most Assists, Season	51	Derek Nesbitt, 2006-07
Most Assists, Game	6	Marty Flichel vs. Bakersfield, Mar. 1, 2008
Most PIM, Season	316	Lance Galbraith, 2003-04
Most PIM, Game	41	Mitch Moroz vs. Utah, Dec. 8, 2018

Goaltenders

Most Appearances	59	Steve Silverthorn, 2006-07
Most Minutes	3,434	Steve Silverthorn, 2006-07
Most Wins	36	Steve Silverthorn, 2006-07
Most Losses	24	Jerry Kuhn, 2011-12
Most OT/SO Losses	9	Jerry Kuhn, 2011-12
Most Shots	2,104	Jerry Kuhn, 2011-12
Most Saves	1,942	Jerry Kuhn, 2011-12
Most Shutouts	5	Josh Robinson, 2012-13 Steve Silverthorn, 2006-07
Lowest GAA	2.08	Landon Bow, 2016-17
Best Save Percentage	.933	Landon Bow, 2016-17

Team

Most Points	103	2009-10
Fewest Points	71	2011-12
Most Wins	48	2014-15 2009-10
Fewest Wins	31	2011-12
Most Losses	32	2011-12
Fewest Losses	17	2009-10
Most Goals Scored	268	2005-06
Fewest Goals Against	183	2007-08 2004-05
Most Penalty Minutes	1,725	2003-04

Longest Winning Streak

Overall	9	Feb. 20-Mar. 7, 2015
Home	8	Mar. 1-25, 2006
Road	8	Nov. 11-Dec. 22, 2017 Nov. 16-Dec. 15, 2009

Longest Winless Streak

Overall	10	Feb. 14-March 3, 2012
Home	6	Oct. 17-Dec. 2, 2015
Road	7	Oct. 26-Nov. 30, 2007 Oct. 20-Nov. 10, 2011

Regular Season Game Attendance Record

5,631 vs. Alaska, Jan. 19, 2008

Postseason Game Attendance Record

5,771 vs. Florida, May 21, 2004

Regular Season Attendance Record

163,743, 2017-18

Playoff Record vs. Current Teams

	Series	W	L	GP	W	L	GF	GA	Last Mtg	Rnd	Result
Allen	2	1	1	14	7	7	42	35	2018	DSF	W 4-3
Atlanta	1	1	0	4	3	1	14	9	2004	CF	W 3-1
Cincinnati	1	0	1	5	1	4	9	12	2010	Finals	L 1-4
Florida	1	1	0	5	4	1	19	10	2004	Finals	W 4-1
Tulsa	1	0	1	6	2	4	10	13	2019	DF	L 2-4
Utah	2	2	1	15	10	5	48	44	2019	DSF	W 4-1

All-Time Playoff Results

Year	Round	Opponent	Result	GF	GA	OT	Year	Round	Opponent	Result	GF	GA	OT
2019	DF	Tulsa	L 2-4	10	13	0-0	2010	Finals	Cincinnati	L 1-4	9	12	1-0
	DSF	Utah	W 4-1	14	16	4-0		CF	Stockton	W 4-2	23	21	0-1
2018	DF	Colorado	L 0-4	4	11	0-2		CSF	Utah	W 4-0	21	7	0-0
	DSF	Allen	W 4-3	23	19	0-0	2009	DSF	Victoria	L 0-4	4	16	0-1
2017	DSF	Colorado	L 1-4	15	20	0-2	2008	CQF	Alaska	L 0-4	8	15	0-1
2016	CQF	Allen	L 3-4	19	16	0-1	2007	Finals	Dayton	W 4-1	16	8	1-0
2015	DSF	Utah	L 2-4	13	21	2-0		CF	Alaska	W 4-1	16	11	1-0
2014	CSF	Alaska	L 1-4	10	17	1-0		CSF	Las Vegas	W 4-2	14	12	0-0
	CQF	Colorado	W 4-2	13	14	1-0		CQF	Stockton	W 4-2	18	11	2-0
2013	CF	Stockton	L 1-4	9	13	1-1	2006	DSF	Las Vegas	L 3-4	17	26	1-1
	CSF	Ontario	W 4-2	17	13	2-0	2005	DSF	Long Beach	L 1-3	9	16	0-0
	CQF	Colorado	W 4-2	22	20	2-1	2004	Finals	Florida	W 4-1	19	10	1-1
2012	CSF	Las Vegas	L 1-4	9	15	0-2		CF	Gwinnett	W 3-1	14	9	0-0
	CQF	Ontario	W 3-2	18	12	0-1		DF	Alaska	W 3-1	14	8	0-1
2011	CSF	Alaska	L 0-4	2	11	0-0		DSF	Las Vegas	W 3-2	13	10	1-0
	CQF	Las Vegas	W 3-2	10	10	1-1							

2019-20 Regular Season Statistics

<u>PLAYER</u>	<u>Pos</u>	<u>GP</u>	<u>G</u>	<u>A</u>	<u>PTS</u>	<u>+/-</u>	<u>PIM</u>	<u>PP</u>	<u>PPA</u>	<u>SH</u>	<u>SHA</u>	<u>GW</u>	<u>FG</u>	<u>OT</u>	<u>UA</u>	<u>EN</u>	<u>SOG</u>	<u>SOA</u>	<u>Shots</u>	<u>Sh%</u>	
Marc-Olivier Roy	F	55	10	40	50	2	45	2	16	1	0	2	4	1	0	0	2	3	146	6.8	
A.J. White	F	61	15	26	41	2	12	2	4	1	1	4	2	0	3	1	4	8	125	12.0	
Brett Supinski	F	41	19	19	38	19	18	3	3	0	0	4	3	2	0	0	2	5	138	13.8	
Will Merchant	F	61	18	18	36	9	49	5	5	0	0	2	3	1	1	1	0	1	190	9.5	
Anthony Nellis	F	47	15	14	29	3	37	1	4	1	0	3	3	2	1	1	0	1	132	11.4	
Jonathan Charbonneau	F	15	4	3	7	1	2	3	1	0	0	0	1	0	0	0	0	0	43	9.3	
TOTALS		49	13	12	25	6	10	7	2	0	0	4	5	0	1	0	0	0	117	11.1	
Colby McAuley	F	19	8	4	12	-3	27	2	1	1	0	0	1	0	1	0	0	1	45	17.8	
TOTALS		44	11	14	25	-4	68	3	2	2	0	0	1	0	1	0	0	0	1	97	11.3
Zack Andrusiak	F	51	10	13	23	-6	18	2	2	0	0	1	2	1	0	0	0	2	137	7.3	
Colton Saucerman	D	55	7	15	22	0	86	1	3	0	0	1	0	1	0	2	0	1	143	4.9	
Jeff King	D	43	6	16	22	-4	18	2	5	0	0	3	1	0	0	0	0	0	85	7.1	
Kyle Schempp	F	61	6	14	20	-6	36	1	2	0	1	1	1	0	0	0	0	0	108	5.6	
Brady Norrish	D	56	5	15	20	8	31	2	3	0	0	1	0	0	0	0	1	4	115	4.3	
Spencer Naas	F	46	8	8	16	-9	12	1	1	0	0	2	2	0	0	0	0	1	121	6.6	
Ondrej Vala	D	49	5	10	15	20	37	0	1	0	2	1	2	0	0	1	0	0	80	6.3	
Max Coatta	F	42	7	6	13	-5	12	1	0	1	1	2	0	1	1	0	0	1	130	5.4	
Conner Bleackley	F	18	4	9	13	-4	4	1	4	0	0	1	0	0	0	0	0	0	36	11.1	
Eric Sweetman	D	45	3	7	10	-7	38	2	4	0	0	0	0	0	0	0	0	0	73	4.1	
Nolan Gluchowski	D	24	2	7	9	3	19	1	3	0	0	0	0	0	0	0	0	0	49	4.1	
Joe Basaraba	F	21	3	5	8	-7	4	2	2	0	0	0	1	0	0	0	0	1	55	5.5	
Tanner Jago	D	49	1	7	8	-3	16	0	2	0	0	1	0	0	0	0	0	0	41	2.4	
Tye Felhaber	F	6	3	3	6	2	4	1	0	0	0	0	1	0	0	0	0	0	14	21.4	
Diego Cuglietta	F	11	2	3	5	-1	6	1	2	0	0	1	2	0	0	0	0	0	28	7.1	
Matt Ustaski	F	7	1	3	4	3	0	0	0	0	0	1	0	0	0	0	0	0	13	7.7	
Tomas Sholl	G	41	0	3	3	0	0	0	0	0	0	0	0	0	0	0	0	0	0	0.0	
Tony Calderone	F	4	1	1	2	-3	0	0	1	0	0	0	0	0	0	0	0	0	7	14.3	
Keegan Kanzig	D	46	1	1	2	-9	108	0	0	0	0	1	0	0	1	0	0	0	61	1.6	
Matt Lippa	F	7	0	2	2	1	0	0	1	0	0	0	0	0	0	0	0	1	8	0.0	
Mitch Moroz	F	16	0	2	2	1	56	0	0	0	0	0	0	0	0	0	0	0	14	0.0	
Kenton Helgesen	D	4	0	1	1	0	7	0	0	0	0	0	0	0	0	0	0	0	5	0.0	
Ryan Johnston	D	4	0	1	1	1	5	0	0	0	0	0	0	0	0	0	0	0	2	0.0	
Evan Wardley	D	9	0	1	1	-3	29	0	0	0	0	0	0	0	0	0	0	0	13	0.0	
Colton Point	G	20	0	1	1	0	4	0	0	0	0	0	0	0	0	0	0	0	0	0.0	
Freddy Gerard	F	1	0	0	0	-1	0	0	0	0	0	0	0	0	0	0	0	0	1	0.0	
Jefferson Dahl	F	2	0	0	0	0	0	0	0	0	0	0	0	0	0	0	0	0	2	0.0	
Jake Kupsky	G	2	0	0	0	0	0	0	0	0	0	0	0	0	0	0	0	0	0	0.0	
BENCH		61	4				4													4	
TEAM TOTALS		61	168	278	442	4	744	36	70	5	5	32	29	9	8	6	9	30	2164	7.6	

<u>GOALIE</u>	<u>GP</u>	<u>MINS</u>	<u>W</u>	<u>L</u>	<u>OTL</u>	<u>SL</u>	<u>SO</u>	<u>EN</u>	<u>GA</u>	<u>GAASOGP</u>	<u>SOW</u>	<u>SA</u>	<u>SVS</u>	<u>SV%</u>
Jake Kupsky	2	121	1	1	0	0	0	1	4	1.98	0	62	58	0.935
Tomas Sholl	41	2465	28	8	3	2	5	2	88	2.14	5	1158	1070	0.924
Colton Point	20	1133	7	9	0	2	1	2	54	2.86	3	527	473	0.898
TEAM TOTALS	63	3719	36	18	3	4	6	5	146	2.36	8	1747	1601	0.916



Everett Sheen
Head Coach/Director of Hockey Operations

Everett Sheen enters his second season as Idaho's head coach during the 2020-21 season after spending the previous three seasons as the club's assistant coach. Sheen, 33, led the Steelheads to a 36-18-7 record in his first season as head coach. During his three seasons as assistant coach, the Lethbridge, Alberta native led the defense and penalty kill units, and in 2018-19, the team ranked in the top-10 in penalty kill percentage and shots allowed per game while also sitting in the top-five for goals against per game. In all three seasons, he aided the Steelheads into playoff appearances, helping to extend the organization's playoff streak to 22-straight seasons since the inaugural 1997-98 season. At 32-years-old, Sheen is the second youngest head coach in Steelheads history at the time of his hire as well as the second youngest head coach currently active in the ECHL. Prior to coaching, Sheen played professional hockey for five seasons with time spent in the ECHL in all five years. He played 319 career ECHL games with the Reading Royals, Ontario Reign and Colorado Eagles, scoring 137 points (48g-89a), including 35 points (13g-22a) during his final season in 2015-16. He also spent time with the AHL's Providence Bruins during the 2011-12 season. Sheen played four seasons of college hockey at College of the Holy Cross, serving as captain in his junior and senior seasons. He lives in Meridian, Idaho with his wife, Kayla, and their son, Parker.

Coaching Record		Regular Season				Playoffs		
<u>Season</u>	<u>Team</u>	<u>Games</u>	<u>W</u>	<u>L</u>	<u>T</u>	<u>Games</u>	<u>W</u>	<u>L</u>
2019-20	Idaho Steelheads (ECHL)	61	36	18	7	--	--	--
	ECHL Totals	61	36	18	7	--	--	--

Coaching History

<u>Year</u>	<u>Coach</u>	<u>STD</u>	<u>W</u>	<u>L</u>	<u>T</u>	<u>PTS</u>	<u>Playoffs</u>
2019-20	Everett Sheen	2-M	36	18	7	79	No Playoffs due to COVID-19
2018-19	Neil Graham	2-M	41	25	6	89	Lost Division Finals
2017-18	Neil Graham	2-M	44	20	8	96	Lost Division Finals
2016-17	Neil Graham	3-M	43	22	7	93	Lost Division Semifinals
2015-16	Neil Graham	2-W	38	24	10	86	Lost Conference Quarterfinals
2014-15	Brad Ralph	1-P	48	18	6	102	Lost Division Semifinals
2013-14	Brad Ralph	3-M	39	26	7	85	Lost Conference Semifinals
2012-13	Brad Ralph	2-M	45	20	7	97	Lost Conference Finals
2011-12	Hardy Sauter	4-M	31	32	9	71	Lost Conference Semifinals
2010-11	Hardy Sauter	2-M	32	27	13	77	Lost Conference Semifinals
2009-10	Derek Laxdal	1-W	48	17	7	103	Lost Kelly Cup Finals
2008-09	Derek Laxdal	2-W	44	24	4	92	Lost Division Finals
2007-08	Derek Laxdal	2-W	40	22	10	90	Lost Conference Quarterfinals
2006-07	Derek Laxdal	2-W	42	24	6	90	Won Kelly Cup
2005-06	Derek Laxdal	3-W	43	21	8	94	Lost Division Semifinals
2004-05	John Olver	3-W	42	23	7	91	Lost Division Semifinals
2003-04	John Olver	3-P	40	23	9	89	Won Kelly Cup

2020-21 Schedule

***Schedule will
be announced
at a later date***

2019-20 Results

Oct. 11	at Utah	3-2	Nov. 30	Rapid City	2-4	Jan. 20	at Utah	1-2#
Oct. 12	at Utah	3-1	Dec. 4	Allen	4-6	Jan. 24	at Kansas City	4-3#
Oct. 18	Wichita	2-1*	Dec. 6	Allen	6-5*	Jan. 25	at Kanas City	1-2#
Oct. 19	Wichita	5-2	Dec. 7	Allen	3-4*	Jan. 26	at Tulsa	2-6
Oct. 25	at Wichita	3-4*	Dec. 11	Fort Wayne	2-4	Jan. 31	Rapid City	3-2*
Oct. 26	at Allen	4-3	Dec. 13	Fort Wayne	4-2	Feb. 1	Rapid City	1-2
Oct. 27	at Allen	1-2*	Dec. 14	Fort Wayne	5-4	Feb. 7	Utah	4-0
Nov. 1	Utah	4-5	Dec. 18	at Norfolk	2-0	Feb. 8	Utah	2-1
Nov. 2	at Utah	3-2*	Dec. 20	at Norfolk	3-2	Feb. 15	at Toledo	4-2
Nov. 3	at Utah	1-0	Dec. 21	at Norfolk	4-1	Feb. 16	at Toledo	1-4
Nov. 6	at Rapid City	1-5	Dec. 27	Allen	1-0#	Feb. 19	Kansas City	5-3
Nov. 8	at Rapid City	2-3#	Dec. 28	Allen	2-5	Feb. 21	Rapid City	3-2#
Nov. 9	at Rapid City	0-1	Dec. 31	at Allen	6-5*	Feb. 22	Rapid City	3-1
Nov. 15	at Wichita	4-1	Jan. 3	at Tulsa	1-4	Feb. 26	Utah	4-3#
Nov. 16	at Tulsa	3-4#	Jan. 4	at Tulsa	2-3	Feb. 28	Utah	2-1*
Nov. 17	at Allen	1-3	Jan. 5	at Tulsa	3-1	Feb. 29	Utah	4-0
Nov. 20	Orlando	0-3	Jan. 10	at Fort Wayne	3-2	Mar. 4	South Carolina	1-0
Nov. 22	Kansas City	4-2	Jan. 12	at Fort Wayne	4-2	Mar. 6	South Carolina	4-1
Nov. 23	Kansas City	3-2*	Jan. 15	Tulsa	1-4	Mar. 7	South Carolina	4-5
Nov. 27	Rapid City	4-3*	Jan. 17	Tulsa	2-1*			
Nov. 29	Rapid City	3-4	Jan. 18	Tulsa	1-3			

* - Overtime

- Shootout



***Eric Trapp
President***

Eric Trapp is president of Idaho Sports Properties and is responsible for the business operations of the Idaho Steelheads while also serving as the team’s representative on the ECHL Board of Governors. Trapp received the ECHL Marketing Director of the Year Award following the team’s inaugural season in 2003-04. He has been with the Steelheads since the team’s inception in 1997 and was instrumental in the initial introduction, marketing and promotion of the Steelheads. He began his career in professional sports in 1991 with Diamond Sports, which owned and operated the Boise Hawks minor league professional baseball team. After serving as director of marketing for both the Hawks and the Sioux City Explorers baseball teams, Trapp was promoted to vice president of Diamond Sports in 1996 and was responsible for overseeing the company’s baseball entities (Boise Hawks, El Paso Diablos and Sioux City Explorers) from 1996-98. Named senior vice president in 1998, the University of Idaho graduate also handled the marketing and promotions for other Diamond Sports entities including the Idaho Sneakers World TeamTennis franchise and professional boxing events hosted at CenturyLink Arena.

251 S. Capitol Blvd., Boise, ID 83702

Office(208) 383-0080	Emailinfo@idahosteelheads.com
ArenaIdaho Central Arena	Capacity5,006
Rink Dimensions200 x 85	Team ColorsBlack, Blue and Silver
Radio StationKTIK 1350 AM	BroadcasterCollin Schuck

Team Directory

President of Block 22	John Cunningham
President of Idaho Sports Properties	Eric Trapp
Head Coach/Director of Hockey Operations	Everett Sheen
Assistant Coach	Scott Burt
Vice President, Corporate Partnerships	Mike DiPalma
Vice President of Ticketing	Ben Cottier
Assistant General Manager	Steven Anderson
Director of Media/Community Relations	Collin Schuck
Graphic Designer	Sarah Smith
Media Content Director	Olin Nordahl
Director of Game Operations/Account Executive	Brett Countryman
Senior Account Executives	Erik Diehl and Tyler Nordberg
Account Executive	Karl Winks
Director of Merchandise	Matt Renspurger
Accounting Manager	Samantha Hubbard
Trainer	Thomas Gillespie
Equipment Manager	Khris Bestel



INDY FUEL

NHL Affiliate: Chicago Blackhawks

AHL Affiliate: Rockford IceHogs

Year-by-Year Record

Season	GP	Home					Away					Overall					GF	GA	PTS
		W	L	T	OT	SO	W	L	T	OT	SO	W	L	T	OT	SO			
2019-20	60	17	11	3	4-1	0-2	13	15	1	3-1	1-0	30	26	4	7-2	1-2	195	175	64
2018-19	72	22	11	3	3-1	2-2	13	21	2	2-1	1-1	35	22	5	5-2	3-3	230	247	75
2017-18	72	20	14	2	0-2	1-0	16	16	4	3-3	1-1	36	30	6	3-5	2-1	242	248	78
2016-17	72	19	19	4	0-2	1-2	10	23	3	01-	1-2	23	42	7	0-3	2-4	196	290	53
2015-16	72	20	15	1	1-1	2-0	12	21	3	1-3	2-0	32	36	4	2-4	4-0	174	201	68
2014-15	72	17	15	4	3-2	1-2	14	15	7	3-2	3-5	31	30	11	6-4	4-7	197	221	73

T - Includes Overtime and Shootout Losses

Year-by-Year Results

Season	Finished	Result
2020	4th, Central	No Playoffs due to COVID-19
2019	5th, Central	Out of Playoffs
2018	4th, Central	Lost Division Semifinals
2017	6th, Central	Out of Playoffs
2016	4th, Midwest	Out of Playoffs
2015	6th, North	Out of Playoffs

All-Time Record vs. Other Clubs

Team	W-L-T	Team	W-L-T	Team	W-L-T	Team	W-L-T
Adirondack	0-1-0	Greenville	4-3-1	Norfolk	0-0-0	Utah	2-5-0
Allen	2-5-1	Idaho	0-1-0	Orlando	2-4-0	Wheeling	14-13-4
Atlanta	5-1-0	Jacksonville	0-1-0	Rapid City	1-2-0	Wichita	6-4-1
Brampton	0-7-1	Kalamazoo	25-14-2	Reading	2-9-1	Worcester	1-0-0
Cincinnati	32-31-3	Kansas City	10-13-0	South Carolina	3-3-0		
Florida	1-5-1	Maine	1-0-0	Toledo	13-26-3		
Fort Wayne	18-31-10	Newfoundland	0-0-0	Tulsa	7-3-0		

Web - IndyFuelHockey.com

Twitter - [@IndyFuel](https://twitter.com/IndyFuel)

Club Records

Players

Most Points, Season	64	Ryan Rupert, 2018-19
Most Points, Game	5	Ryan Rupert at Wichita, Feb. 17, 2019 Tyler Barnes vs. Atlanta, Nov. 20, 2016
Most Goals, Season	31	Spencer Watson, 2019-20
Most Goals, Game	4	Josh Shalla at Fort Wayne, Dec. 27, 2016
Most Assists, Season	39	Ryan Rupert, 2018-19
Most Assists, Game	4	Josh Shalla vs. Quad City, Feb. 22, 2018 Tyler Barnes vs. Atlanta, Nov. 20, 2016
Most PIM, Season	259	Garrett Clarke, 2017-18
Most PIM, Game	27	Ryan Rupert vs. Fort Wayne, Apr. 5, 2019 Anthony Collins at Toledo, Mar. 3, 2019

Goaltenders

Most Appearances	54	Matt Tomkins, 2018-19
Most Minutes	3,221	Matt Tomkins, 2018-19
Most Wins	29	Matt Tomkins, 2018-19
Most Losses	21	Jake Hildebrand, 2016-17
Most OT/SO Losses	7	Jake Hildebrand, 2016-17 Mac Carruth, 2014-15
Most Shots	1,713	Matt Tomkins, 2018-19
Most Saves	1,550	Matt Tomkins, 2018-19
Most Shutouts	4	Jake Hildebrand, 2016-17
Lowest GAA	2.55	Shane Owen, 2015-16 Mac Carruth, 2014-15
Best Save Percentage	.918	Etienne Marcoux, 2017-18

Team

Most Points	78	2017-18
Fewest Points	53	2016-17
Most Wins	36	2017-18
Fewest Wins	23	2016-17
Most Losses	42	2016-17
Fewest Losses	30	2017-18 2014-15
Most Goals Scored	242	2017-18
Fewest Goals Against	201	2015-16
Most Penalty Minutes	1,195	2017-18

Longest Winning Streak

Overall	7	Jan. 16-28, 2015
Home	7	Jan. 17-Feb. 6, 2016
Road	7	Jan. 16-Feb. 13, 2015

Longest Winless Streak

Overall	14	Nov. 25-Dec. 28, 2016
Home	6	Dec. 3-20, 2015
Road	11	Nov. 25, 2016-Jan. 8, 2017

Regular Season Game Attendance Record

6,549 vs. Tulsa, Jan. 14, 2017

Postseason Game Attendance Record

2,404 vs. Toledo, Apr. 18, 2018

Regular Season Attendance Record

149,613, 2018-19

Playoff Record vs. Current Teams

Toledo	<u>Series</u>	<u>W</u>	<u>L</u>	<u>GP</u>	<u>W</u>	<u>L</u>	<u>GF</u>	<u>GA</u>	<u>Last Mtg</u>	<u>Rnd</u>	<u>Result</u>
	1	0	1	4	0	4	9	14	2018	DSF	L 0-4

All-Time Playoff Results

<u>Year</u>	<u>Round</u>	<u>Opponent</u>	<u>Result</u>	<u>GF</u>	<u>GA</u>	<u>OT</u>	<u>Year</u>	<u>Round</u>	<u>Opponent</u>	<u>Result</u>	<u>GF</u>	<u>GA</u>	<u>OT</u>
2018	DSF	Toledo	L 0-4	9	14	0-2							

2019-20 Regular Season Statistics

PLAYER	Pos	GP	G	A	PTS	+/-	PIM	PP	PPA	SH	SHA	GW	FG	OT	UA	EN	SOG	SOA	Shots	Sh%
Spencer Watson	F	54	31	28	59	11	12	11	13	0	0	5	6	1	1	0	1	2	206	15.0
Bobby MacIntyre	F	59	18	33	51	8	36	3	10	1	0	3	4	0	2	4	1	3	149	12.1
Ryan Van Stralen	F	21	8	7	15	-5	16	6	2	0	0	1	3	0	0	1	0	0	60	13.3
TOTALS		54	19	16	35	-6	77	6	3	0	0	2	5	0	1	2	0	0	157	12.1
Cliff Watson	D	21	4	11	15	-3	12	2	6	1	0	1	0	0	0	0	0	0	48	8.3
TOTALS		53	5	26	31	-10	44	2	13	1	1	1	0	0	0	0	0	0	107	4.7
Keoni Texeira	D	59	4	27	31	-6	44	3	18	0	0	0	3	0	0	0	0	0	101	4.0
Alex Krushelnyski	F	29	11	19	30	12	40	1	9	0	0	0	2	0	2	0	1	1	51	21.6
Derian Plouffe	F	49	13	16	29	11	24	5	2	0	2	3	0	3	0	0	0	1	104	12.5
Alex Rauter	F	27	11	9	20	7	30	1	0	1	0	2	2	0	2	0	0	0	65	16.9
TOTALS		45	15	11	26	4	38	3	0	1	0	2	4	0	2	0	0	1	101	14.9
Mathieu Foget	F	21	3	14	17	-1	0	0	7	0	0	1	0	0	0	0	0	1	46	6.5
TOTALS		40	5	21	26	-8	4	1	9	0	0	1	0	0	0	0	0	1	65	7.7
Dylan McLaughlin	F	20	13	11	24	2	0	2	7	0	0	2	2	0	2	0	0	0	67	19.4
Liam Coughlin	F	39	6	11	17	-7	25	3	1	0	0	0	4	0	0	0	0	0	43	14.0
Nathan Noel	F	39	6	11	17	-1	47	1	0	0	0	1	1	0	2	2	0	0	41	14.6
Jake Ryzcek	D	46	4	13	17	6	8	0	1	0	0	0	0	0	1	0	0	0	72	5.6
Cody Payne	F	1	0	0	0	0	0	0	0	0	0	0	0	0	0	0	0	0	2	0.0
TOTALS		41	7	9	16	-6	58	1	1	0	0	1	0	0	1	0	0	0	59	11.9
Michael Doherty	F	43	8	7	15	0	65	0	0	0	0	1	2	0	0	1	0	0	82	9.8
Joe Sullivan	F	51	7	8	15	1	42	0	0	0	0	2	2	0	0	0	0	0	96	7.3
Mathew Thompson	F	27	7	7	14	2	17	4	1	0	0	0	1	0	0	0	0	0	69	10.1
Sam Kurker	F	32	4	9	13	-11	33	2	3	0	0	0	0	0	0	0	0	0	81	4.9
Craig Wyszomirski	D	43	4	6	10	8	89	0	1	0	0	2	1	1	0	0	0	0	74	5.4
Tim Shoup	D	30	3	7	10	2	4	0	1	0	1	1	0	1	0	0	0	0	42	7.1
Josh McArdle	D	44	2	8	10	9	45	0	0	0	0	0	1	0	0	0	0	0	51	3.9
Jack Ramsey	D	46	2	8	10	-7	18	1	2	0	0	0	0	1	0	0	0	0	39	5.1
Graham Knott	F	13	5	4	9	-8	4	0	3	0	0	1	2	1	1	0	0	0	33	15.2
Karl El-Mir	F	17	5	4	9	1	8	3	1	0	0	1	0	0	0	0	0	0	39	12.8
Alex Brooks	D	43	2	7	9	4	2	0	3	0	0	0	0	0	0	0	0	0	61	3.3
Tim Söderlund	F	7	2	4	6	6	6	0	0	0	0	0	0	0	0	0	0	1	17	11.8
Ben Youds	D	13	1	5	6	6	10	1	4	0	0	0	0	0	0	0	0	0	26	3.8
Mikael Hakkarainen	F	3	2	2	4	-2	2	1	2	0	0	1	0	0	0	0	0	0	10	20.0
Dmitry Osipov	D	8	1	3	4	3	4	0	0	0	0	0	0	0	0	0	0	0	22	4.5
Connor McDonald	D	11	1	3	4	3	2	0	0	0	0	0	0	1	0	0	0	0	8	12.5
Jake Schultz	D	14	3	0	3	-1	25	0	0	0	0	1	0	0	0	0	0	0	10	30.0
TOTALS		16	3	0	3	-3	39	0	0	0	0	1	0	0	0	0	0	0	13	23.1
Jay Dickman	F	8	2	1	3	-2	4	1	0	0	0	0	1	0	0	0	0	0	11	18.2
Matt Schmalz	F	13	0	3	3	-3	10	0	0	0	0	0	0	0	0	0	0	0	39	0.0
Christian Horn	F	5	1	1	2	0	2	0	1	0	0	0	0	0	0	0	0	0	6	16.7
Dan Bakala	G	17	0	2	2	0	2	0	1	0	0	0	0	0	0	0	0	0	0	0.0
Matt Rupert	F	1	0	1	1	0	0	0	0	0	0	0	0	0	0	0	0	0	1	0.0
Dante Salituro	F	2	0	1	1	-2	0	0	0	0	0	0	0	0	0	0	0	0	3	0.0
Samuel Thibault	D	1	0	0	0	-2	2	0	0	0	0	0	0	0	0	0	0	0	2	0.0
Gordon Defiel	G	2	0	0	0	0	0	0	0	0	0	0	0	0	0	0	0	0	0	0.0
Chase Marchand	G	14	0	0	0	0	0	0	0	0	0	0	0	0	0	0	0	0	0	0.0
Charles Williams	G	31	0	0	0	0	0	0	0	0	0	0	0	0	0	0	0	0	0	0.0
BENCH		60	1				8												1	
TEAM TOTALS		60	195	311	505	41	698	51	99	3	3	29	39	7	13	8	3	9	1878	10.3

GOALIE	GP	MINS	W	L	OTL	SL	SO	EN	GA	GAASOGP	SOW	SA	SVS	SV%
Dan Bakala	17	938	7	6	1	2	2	3	38	2.43	2	0	508	470 0.925
Charles Williams	31	1792	18	10	1	0	2	0	84	2.81	1	1	916	832 0.908
Chase Marchand	14	766	5	8	0	0	1	2	36	2.82	0	0	357	321 0.899
Gordon Defiel	2	120	0	2	0	0	0	0	10	5.00	0	0	72	62 0.861
TEAM TOTALS	64	3616	30	26	2	2	5	5	168	2.79	3	1	1853	1685 0.909



Doug Christiansen
Head Coach/General Manager

Doug Christiansen was named the third head coach/general manager in Fuel club history on June 14, 2019. He made his ECHL coaching debut with the Manchester Monarchs in 2018-19, leading the team to a 39-29-4 regular-season record and the team's fourth consecutive appearance in the Kelly Cup Playoffs. Christiansen joined the Monarchs after spending the previous four years as the Director of Player Development & Recruitment for the United States Hockey League. Before joining the USHL, Christiansen spent seven seasons as a head coach and director of hockey operations for three separate teams in the Elite Ice Hockey League in the United Kingdom, being named EIHL Coach of the Year twice. Christiansen helped lead the Belfast Giants to a league championship in 2012 and a conference championship in 2013. In 2013-14, Christiansen served as the head coach of the Great Britain National Team. During his playing career, Christiansen played professional hockey from 2002-07, playing in the AHL, ECHL and UHL. Through the five years, he played 104 games in the Los Angeles Kings system, including 99 with Reading in the ECHL and five with the Monarchs in the AHL. Christiansen played collegiate hockey at Union College from 1998-2002, where he totaled 102 games and scored 28 points (16g-12a), while racking up 134 penalty minutes.

Coaching Record		Regular Season				Playoffs		
Season	Team	Games	W	L	T	Games	W	L
2007-08	Edinburgh (EIHL)	54	19	32	3	6	2	4
2008-09	Edinburgh (EIHL)	54	19	26	6	2	0	2
2009-10	Edinburgh (EIHL)	56	22	26	8	2	0	2
2010-11	Belfast (EIHL)	54	41	9	4	7	3	4
2011-12	Belfast (EIHL)	54	46	5	3	9	5	4
2012-13	Belfast (EIHL)	52	37	10	5	4	3	1
2013-14	Sheffield (EIHL)	48	28	16	4	--	--	--
2018-19	Manchester Monarchs (ECHL)	72	39	29	4	11	6	5
2019-20	Indy Fuel (ECHL)	60	30	26	4	--	--	--
	ECHL Totals	132	69	55	8	11	6	5

Coaching History

Year	Coach	STD	W	L	T	PTS	Playoffs
2019-20	Doug Christiansen	4-C	30	26	4	64	No Playoffs due to COVID-19
2018-19	Bernie John	5-C	35	32	5	75	Out of Playoffs
2017-18	Bernie John	4-C	36	30	6	78	Lost Division Semifinals
2016-17	Bernie John	6-C	23	42	7	53	Out of Playoffs
2015-16	Bernie John	4-M	5	6	2	12	Out of Playoffs
	Scott Hillman		27	30	2	56	
2014-15	Scott Hillman	6-N	31	30	11	73	Out of Playoffs

2020-21 Schedule

Fri. Dec. 11 **Kansas City**
 Sat. Dec. 12 at Wheeling
 Fri. Dec. 18 at Kansas City
Sat. Dec. 26 **Wheeling**
 Sun. Dec. 27 at Wheeling
 Thu. Dec. 31 at Wheeling
Sat. Jan. 2 **Wheeling**
Fri. Jan. 8 **Greenville**
Sat. Jan. 9 **Greenville**


Remainder of schedule will be announced at a later date

2019-20 Results

Oct. 11	at Wichita	5-4*	Dec. 5	Cincinnati	2-1	Jan. 25	Atlanta	6-1
Oct. 12	at Kansas City	6-2	Dec. 10	at Kansas City	4-0	Jan. 30	Kalamazoo	3-5
Oct. 19	at Wheeling	3-4	Dec. 12	Toledo	4-3*	Jan. 31	at Cincinnati	3-4*
Oct. 20	at Wheeling	3-4	Dec. 13	at Toledo	2-6	Feb. 1	Toledo	3-2
Oct. 25	Cincinnati	3-0	Dec. 14	Kalamazoo	5-2	Feb. 4	Cincinnati	3-2
Oct. 26	Cincinnati	2-3	Dec. 20	at Fort Wayne	4-3*	Feb. 7	Tulsa	6-2
Nov. 2	at Fort Wayne	3-5	Dec. 21	Toledo	3-2*	Feb. 8	at Kalamazoo	4-2
Nov. 8	Toledo	4-2	Dec. 27	at Kalamazoo	3-7	Feb. 9	Fort Wayne	5-2
Nov. 9	Cincinnati	4-1	Dec. 28	Kansas City	0-4	Feb. 14	at Fort Wayne	3-5
Nov. 13	Kansas City	4-3*	Dec. 29	Wheeling	2-3*	Feb. 15	at Cincinnati	2-5
Nov. 15	at South Carolina	3-4	Dec. 31	at Kalamazoo	6-2	Feb. 16	at Cincinnati	5-6
Nov. 16	at Greenville	2-3	Jan. 2	Cincinnati	2-1*	Feb. 18	Fort Wayne	4-5
Nov. 17	at Atlanta	3-4	Jan. 3	Fort Wayne	2-5	Feb. 21	at Kalamazoo	5-4*
Nov. 20	at Jacksonville	1-2	Jan. 4	at Toledo	5-2	Feb. 22	at Fort Wayne	1-2
Nov. 22	Wheeling	2-3	Jan. 10	at Toledo	4-3#	Feb. 28	Kalamazoo	0-1#
Nov. 23	at Cincinnati	2-3	Jan. 11	at Toledo	3-2	Feb. 29	Greenville	4-3
Nov. 27	at Adirondack	2-4	Jan. 16	Florida	2-4	Mar. 1	Greenville	3-4
Nov. 29	at Maine	6-0	Jan. 17	Rapid City	3-5	Mar. 5	Wheeling	6-2
Nov. 30	at Worcester	4-2	Jan. 18	Wheeling	4-1	Mar. 6	Toledo	3-4
Dec. 3	Cincinnati	2-3	Jan. 24	Fort Wayne	1-2#	Mar 11	at Kalamazoo	1-0

* - Overtime

- Shootout



Jim Hallett
Owner/Chairman

Jim Hallett is the Chief Executive Officer and a director of KAR Auction Services, Inc. (NYSE: KAR), the parent company of ADESA, a Carmel-based global automotive auction company. He is a native of Canada and came up playing hockey on frozen ponds, through college and touring leagues. Previously, Jim was one of the original Indianapolis Ice owners.

During his tenure with the team, the Ice set a Central Hockey League single-game attendance record of 14,289, set a league mark of 13 consecutive wins and won the Miron Cup in 1999. Jim left the team after the merger of the Central Hockey League and Western Professional Hockey League in 2001.

1202 East 38th Street, Indianapolis, IN 46205

Phone (317) 925-3835	Email contact@indyfuelhockey.com
Arena Indiana Farmers Coliseum	Capacity 6,488
Rink Dimensions 200 x 85	Team Colors Red, Black, Gold
Radio Station mixlr.com/indyfuel	Broadcaster Andrew Smith

Team Directory

Owner/Chairman	Jim Hallett
President/COO	Larry McQueary
Governor/CFO	Bill Stackhouse
Head Coach/General Manager	Doug Christiansen
Assistant Coach	Andy Contois
Vice President of Sponsorships	Robin Rushton
Vice President of Ticket Sales	Matthew Louck
Director of Media Relations	Mark Grainda
Director of Community Relations	Halston Mavrick
Director of Game Operations	Dana Roth
Director of Merchandising	Loren Gading
Director of Partnership Fulfillment	Jordan Gawarecki
Director of Digital Content	Rachel O'Donnell
Senior Ticket Sales Account Executive	Ben Pulley
Athletic Trainer	George Bullock, Jr.
Equipment Manager	Darrin Flinchem



JACKSONVILLE ICEMEN

NHL Affiliate: Winnipeg Jets

AHL Affiliate: Manitoba Moose

Year-by-Year Record

Season	GP	Home					Away					Overall					GF	GA	PTS
		W	L	T	OT	SO	W	L	T	OT	SO	W	L	T	OT	SO			
2019-20	60	15	11	3	5-3	1-0	9	18	4	1-3	0-1	24	29	7	6-6	1-1	173	206	55
2018-19	72	23	12	1	3-1	2-0	13	20	3	3-2	2-2	36	32	4	3-2	2-2	198	217	76
2017-18	72	14	18	4	2-2	0-2	12	21	3	3-2	1-1	26	39	7	5-4	1-3	203	246	59
2015-16#	72	15	15	6	2-4	2-2	14	18	4	3-3	0-1	29	33	10	5-7	2-3	207	242	68
2014-15#	72	9	22	5	1-4	0-1	6	22	4	0-2	0-2	15	48	9	1-6	0-3	169	271	39
2013-14#	72	20	12	4	1-2	1-2	11	18	7	3-2	3-5	31	30	11	4-4	4-7	226	237	73
2012-13#	72	15	20	1	1-0	1-1	10	20	6	1-3	2-3	25	40	7	2-3	3-4	207	272	57

T - Includes Overtime and Shootout Losses

- Evansville IceMen

Year-by-Year Results

Season	Finished	Result
2020	6th, South	No Playoffs due to COVID-19
2019	4th, South	Lost Division Semifinals
2018	5th, South	Out of Playoffs
2016#	5th, Midwest	Out of Playoffs
2015#	7th, North	Out of Playoffs
2014#	4th, North	Out of Playoffs
2013#	5th, North	Out of Playoffs

- Evansville IceMen

All-Time Record vs. Other Clubs

Team	W-L-T	Team	W-L-T	Team	W-L-T	Team	W-L-T
Adirondack	0-1-0	Greenville	15-9-2	Norfolk	16-5-4	Utah	0-0-0
Allen	0-1-0	Idaho	0-1-1	Orlando	6-20-5	Wheeling	0-1-0
Atlanta	14-14-1	Indy	1-0-0	Rapid City	0-0-0	Wichita	0-0-0
Brampton	3-0-0	Kalamazoo	0-0-0	Reading	1-1-0	Worcester	2-1-0
Cincinnati	0-0-0	Kansas City	0-0-0	South Carolina	12-13-1		
Florida	8-28-2	Maine	1-1-0	Toledo	0-0-0		
Fort Wayne	2-0-2	Newfoundland	2-2-0	Tulsa	0-0-0		

Web - JacksonvilleIcemen.com

Twitter - @JaxIcemen

Club Records

Players

Most Points, Season	68	Todd Robinson, 2012-13
Most Points, Game	5	Mike Hedden vs. Atlanta, Nov. 15, 2019 Wacey Rabbit vs. Norfolk, Feb. 2, 2019
Most Goals, Season	29	Wacey Rabbit, 2018-19
Most Goals, Game	3	eight times, most recent: Bobby Lynch vs. Norfolk, Feb. 26, 2020
Most Assists, Season	61	Todd Robinson, 2012-13
Most Assists, Game	4	nine times, most recent: John Albert vs. Worcester, Feb. 19, 2020
Most PIM, Season	268	Garet Hunt, 2018-19
Most PIM, Game	36	Emerson Clark vs. Fort Wayne, Jan. 31, 2020

Goaltenders

Most Appearances	44	Mike Clemente, 2013-14
Most Minutes	2,621	Mike Clemente, 2013-14
Most Wins	20	Mike Clemente, 2013-14
Most Losses	27	Chris Driedger, 2014-15
Most OT/SO Losses	6	Garrett Bartus, 2013-14
Most Shots	1,296	Mike Clemente, 2013-14
Most Saves	1,172	Mike Clemente, 2013-14
Most Shutouts	2	Chris Driedger, 2014-15
Lowest GAA	2.66	Mikhail Berdin, 2018-19
Best Save Percentage	.912	Mikhail Berdin, 2018-19

Team

Most Points	76	2018-19
Fewest Points	39	2014-15
Most Wins	36	2018-19
Fewest Wins	15	2014-15
Most Losses	48	2014-15
Fewest Losses	30	2013-14
Most Goals Scored	226	2013-14
Fewest Goals Against	217	2018-19
Most Penalty Minutes	1,341	2017-18

Longest Winning Streak

Overall	5	Oct. 13-28, 2018
Home	4	3 times, most recent: Nov. 3-14, 2018
Road	4	Jan. 13-18, 2019

Longest Winless Streak

Overall	10	Mar. 10-Apr. 1, 2015
Home	7	Dec. 31, 2014-Jan. 28, 2015
Road	9	Nov. 10-Dec. 20, 2017

Regular Season Game Attendance Record

12,836 vs. Atlanta, Nov. 14, 2019

Postseason Game Attendance Record

7,719 vs. Florida, Apr. 19, 2019

Regular Season Attendance Record

215,746, 2018-19

Playoff Record vs. Current Teams

	<u>Series</u>	<u>W</u>	<u>L</u>	<u>GP</u>	<u>W</u>	<u>L</u>	<u>GF</u>	<u>GA</u>	<u>Last Mtg</u>	<u>Rnd</u>	<u>Result</u>
Florida	1	0	1	6	2	4	12	21	2019	DSF	L 2-4

All-Time Playoff Results

<u>Year</u>	<u>Round</u>	<u>Opponent</u>	<u>Result</u>	<u>GF</u>	<u>GA</u>	<u>OT</u>	<u>Year</u>	<u>Round</u>	<u>Opponent</u>	<u>Result</u>	<u>GF</u>	<u>GA</u>	<u>OT</u>
2019	DSF	Florida	L 2-4	12	21	0-1							

2019-20 Regular Season Statistics

Player	Pos	GP	G	A	PTS	+/-	PIM	PP	PPA	SH	SHA	GW	FG	OT	UA	EN	SOG	SOA	Shots	Sh%
Chase Lang	RW	57	19	29	48	-4	63	6	5	0	0	5	3	2	1	0	0	0	166	11.4
Mike Hedden	LW	44	16	26	42	3	21	3	5	0	0	1	5	1	1	0	1	1	113	14.2
TOTALS		48	17	26	43	2	23	3	5	0	0	2	5	1	1	0	1	1	118	14.4
JAX	LW	44	16	26																
Adam Dauda	F	29	9	13	22	6	8	1	1	0	0	2	1	0	0	0	0	0	71	12.7
TOTALS		53	14	16	30	10	22	1	1	0	0	4	2	0	0	0	0	0	109	12.8
John Albert	F	44	8	21	29	-3	4	1	8	0	1	0	2	0	0	1	0	0	85	9.4
Brendan Warren	F	47	14	14	28	-14	12	3	3	0	0	3	1	0	0	0	1	1	112	12.5
Bobby Lynch	F	51	14	14	28	-16	6	6	4	0	0	0	2	0	1	0	0	1	124	11.3
Alexis D'Aoust	F	36	13	13	26	-13	4	5	3	0	0	4	2	0	1	0	0	1	118	11.0
Dajon Mingo	D	48	6	20	26	-10	36	0	9	0	0	1	1	1	0	0	1	2	135	4.4
Luke Shiplo	D	40	3	17	20	6	18	0	3	0	0	1	0	1	0	0	0	0	81	3.7
TOTALS		57	4	22	26	6	22	0	3	0	0	1	0	1	0	0	0	0	98	4.1
Wacey Rabbit	F	33	8	15	23	-17	8	0	5	0	0	0	2	0	0	0	0	0	62	12.9
Craig Martin	F	41	7	14	21	-4	4	0	4	0	0	2	2	0	0	0	0	0	50	14.0
TOTALS		48	8	15	23	-4	6	0	4	0	0	3	3	0	0	0	0	0	57	14.0
Emerson Clark	F	34	8	14	22	-9	158	1	5	1	0	0	1	0	1	2	0	1	71	11.3
Pierre-Luc Mercier	F	29	10	10	20	1	8	3	2	1	0	0	2	0	1	0	0	1	98	10.2
TOTALS		30	10	10	20	1	8	3	2	1	0	0	2	0	1	0	0	1	100	10.0
Everett Clark	F	27	4	11	15	-3	80	1	2	0	0	1	1	0	0	0	0	0	37	10.8
Trey Phillips	D	8	0	0	0	-4	6	0	0	0	0	0	0	0	0	0	0	0	6	0.0
TOTALS		36	4	11	15	-3	12	1	4	0	0	0	0	0	0	0	0	0	49	8.2
Hayden Shaw	D	31	4	9	13	-7	18	1	2	0	0	0	1	0	0	0	0	0	54	7.4
Garret Ross	F	19	6	5	11	-4	63	1	3	0	0	2	0	1	0	0	0	0	42	14.3
Alex Kromm	F	1	0	0	0	0	2	0	0	0	0	0	0	0	0	0	0	0	3	0.0
TOTALS		33	4	6	10	2	34	0	0	0	0	1	1	0	0	0	0	0	36	11.1
Dalton Thrower	D	35	3	5	8	-11	73	1	0	0	0	0	0	0	0	0	0	0	31	9.7
Chase Harrison	D	37	3	5	8	-12	6	0	0	0	0	0	0	0	0	0	0	0	29	10.3
Maxime Fortier	F	12	3	4	7	-6	4	1	2	0	0	0	0	0	0	0	0	0	26	11.5
Charles-David Beaudoin	D	20	2	5	7	-9	8	1	1	0	0	1	1	0	0	0	0	0	42	4.8
Jacob Cederholm	D	45	0	7	7	-3	30	0	0	0	0	0	0	0	0	0	0	0	32	0.0
Nikita Korostelev	F	9	3	2	5	-7	6	1	0	0	0	0	0	0	1	0	0	0	23	13.0
Graeme Craig	D	15	2	3	5	-5	4	0	0	0	0	0	0	0	0	0	0	0	12	16.7
Kyle Shapiro	D	39	1	4	5	0	33	0	0	0	0	0	0	0	0	0	0	0	38	2.6
Braylon Shmyr	LW	8	1	0	1	1	2	0	0	0	0	0	0	0	0	0	0	0	12	8.3
TOTALS		19	1	3	4	-6	23	0	1	0	0	0	0	0	0	0	0	0	34	2.9
Derek Barach	F	2	1	2	3	1	0	0	1	0	0	0	0	0	0	0	0	0	6	16.7
Mitch Jones	D	9	1	2	3	-2	15	0	0	0	0	0	0	0	0	0	0	0	12	8.3
Ian McKinnon	F	26	1	2	3	-4	68	0	0	0	0	0	1	0	0	0	0	0	23	4.3
Chase Witala	F	4	2	0	2	-3	8	0	0	0	0	0	0	0	0	0	0	0	16	12.5
James Phelan	F	12	1	1	2	-4	13	0	0	0	0	0	0	0	0	0	0	0	21	4.8
Shane Walsh	F	2	0	2	2	-1	0	0	1	0	0	0	0	0	0	0	0	0	1	0.0
Michael Prapavassis	D	6	0	2	2	-1	4	0	0	0	0	0	0	0	0	0	0	0	2	0.0
Zach Hall	C	8	0	2	2	-1	2	0	0	0	0	0	0	0	0	0	0	0	5	0.0
Regan Nagy	RW	7	0	2	2	-3	2	0	0	0	0	0	0	0	0	0	0	0	8	0.0
TOTALS		9	0	2	2	-3	2	0	0	0	0	0	0	0	0	0	0	0	8	0.0
Jack Glover	D	11	0	2	2	-4	4	0	1	0	0	0	0	0	0	0	0	0	10	0.0
Beau McCue	F	1	0	0	0	-1	0	0	0	0	0	0	0	0	0	0	0	0	1	0.0
Nick Wright	D	1	0	0	0	0	10	0	0	0	0	0	0	0	0	0	0	0	0	0.0
Jake Hamilton	D	3	0	0	0	0	9	0	0	0	0	0	0	0	0	0	0	0	2	0.0
Jeremy Helvig	G	3	0	0	0	0	0	0	0	0	0	0	0	0	0	0	0	0	0	0.0
Ben Halford	G	4	0	0	0	0	0	0	0	0	0	0	0	0	0	0	0	0	0	0.0
TOTALS		9	0	0	0	0	0	0	0	0	0	0	0	0	0	0	0	0	0	0.0
Griffen Outhouse	G	9	0	0	0	0	0	0	0	0	0	0	0	0	0	0	0	0	1	0.0
Mitch Vandergunst	RW	9	0	0	0	1	10	0	0	0	0	0	0	0	0	0	0	0	0	0.0
Michael McNiven	G	10	0	0	0	0	15	0	0	0	0	0	0	0	0	0	0	0	0	0.0
Chris Lijdsman	D	15	0	0	0	7	21	0	0	0	0	0	0	0	0	0	0	0	14	0.0
Adam Carlson	G	41	0	0	0	0	16	0	0	0	0	0	0	0	0	0	0	0	0	0.0
BENCH		60	1				16													1
TEAM TOTALS		60	174	297	470	-159	898	36	70	2	1	23	28	6	7	3	3	9	1796	9.6

GOALIE	GP	MINS	W	L	OTL	SL	SO	EN	GA	GAASOGP	SOW	SA	SVS	SV%
Michael McNiven	10	558	4	5	1	0	1	1	26	2.79	0	306	280	0.915
Adam Carlson	41	2246	19	15	3	1	1	3	115	3.07	2	1124	1009	0.898
Jeremy Helvig	3	156	0	3	0	0	0	0	10	3.86	0	99	89	0.899
Ben Halford	4	166	0	2	0	0	0	1	11	3.98	0	85	74	0.871
TOTALS	9	277	0	2	0	0	0	1	19	4.11	0	136	117	0.860
Griffen Outhouse	9	494	1	4	2	0	0	3	35	4.25	0	277	242	0.874
TEAM TOTALS	67	3620	24	29	6	1	2	8	197	3.27	2	1891	1694	0.896



Jason Christie

Head Coach/Vice President of Hockey Operations

The ECHL's all-time coaching wins leader, Jason Christie was named head coach of the Icemen on June 6, 2017. In 2018-19, Christie led the organization to their first-ever berth in the Kelly Cup Playoffs. Christie became the all-time winningest coach in ECHL history, passing 2012 ECHL Hall of Fame inductee John Marks, with his 492nd career win on Dec. 10, 2015 against Idaho. Christie was head coach of Tulsa from 2015-17 after spending the previous four seasons with the Ontario Reign, leading the club to the Kelly Cup Playoffs in each of his four seasons. The Reign had four straight 40-plus win seasons and three consecutive Pacific Division titles during Christie's time behind the bench. Christie is 633-449-129 in 18 seasons as an ECHL head coach with Peoria, Utah, Ontario, Tulsa and Jacksonville, and has advanced to the Kelly Cup Playoffs on 11 occasions, while winning 40 or more games eight times. He ranks first in ECHL history with 1,211 regular-season games coached and is tied for second in ECHL postseason history with 94 games coached while his 45 postseason wins are tied for fifth all-time. Christie was selected as a coach for the ECHL All-Star Game in his first season in 2000-01 and returned for the 2004 All-Star Game. He was an assistant coach with the Chicago Wolves of the American Hockey League in 2008-09 and 2009-10 before being named head coach of the Central Hockey League's Bloomington PrairieThunder in 2010-11. He led Bloomington to a 37-22-7 record and the team's first postseason appearance on his way to being named the CHL Coach of the Year. Christie played the last of his 10 professional seasons with Peoria and led the Rivermen to the 2000 Kelly Cup championship, earning co-Most Valuable Player honors. He played five seasons in the American Hockey League and the International Hockey League, scoring 172 points (58g-114a) in 305 games. Before turning pro, he scored 290 points (115g-175a) in 279 games with Saskatoon in the Western Hockey League. Christie and his wife, Kelley, are parents of two sons, J.D. and Jaxon.

Season	Team	Regular Season				Playoffs		
		Games	W	L	T	Games	W	L
2000-01	Peoria Rivermen (ECHL)	72	45	17	10	14	9	5
2001-02	Peoria Rivermen (ECHL)	72	41	23	8	5	2	3
2002-03	Peoria Rivermen (ECHL)	72	48	17	7	4	1	3
2003-04	Peoria Rivermen (ECHL)	72	45	18	9	8	4	4
2004-05	Peoria Rivermen (ECHL)	72	38	26	8	--	--	--
2005-06	Utah Grizzlies (ECHL)	72	36	30	6	4	0	4
2006-07	Utah Grizzlies (ECHL)	72	22	42	8	--	--	--
2007-08	Utah Grizzlies (ECHL)	72	32	30	10	15	8	7
2010-11	Bloomington (CHL)	66	37	22	7	3	0	3
2011-12	Ontario Reign (ECHL)	72	43	21	8	5	2	3
2012-13	Ontario Reign (ECHL)	72	46	19	7	10	6	4
2013-14	Ontario Reign (ECHL)	71	44	20	7	4	0	4
2014-15	Ontario Reign (ECHL)	72	43	19	10	19	11	8
2015-16	Tulsa Oilers (ECHL)	72	37	30	5	--	--	--
2016-17	Tulsa Oilers (ECHL)	72	27	37	8	--	--	--
2017-18	Jacksonville Icemen (ECHL)	72	26	39	7	--	--	--
2018-19	Jacksonville Icemen (ECHL)	72	36	32	4	6	2	4
2019-20	Jacksonville Icemen (ECHL)	60	24	29	7	--	--	--
	ECHL Totals	1,211	633	449	129	94	45	49

Coaching History

Year	Coach	STD	W	L	T	PTS	Playoffs
2019-20	Jason Christie	5-S	24	29	7	55	No Playoffs due to COVID-19
2018-19	Jason Christie	4-S	36	32	4	76	Lost Division Semifinals
2017-18	Jason Christie	5-S	26	39	7	59	Out of Playoffs
2015-16#	Al Sims	5-M	29	33	10	68	Out of Playoffs
2014-15#	Al Sims	7-N	6	30	5	17	Out of Playoffs
	Joshua Beaulieu		0	2	0	0	
	Dwight Mullins		9	16	4	22	
2013-14#	Jeff Pyle	4-N	31	30	11	73	Out of Playoffs
2012-13#	Rich Kromm	5-N	25	40	7	57	Out of Playoffs

- Evansville IceMen

2020-21 Schedule

Fri. Dec. 11 at Florida
Sat. Dec. 12 Greenville
Fri. Dec. 18 South Carolina
 Sat. Dec. 19 at South Carolina
 Sat. Dec. 26 at Florida
Mon. Dec. 28 Florida
 Tue. Dec. 29 at Orlando
Sat. Jan. 2 South Carolina
Sat. Jan. 9 Orlando
 Wed. Jan. 13 at Florida

*Remainder of schedule will be
 announced at a later date*

2019-20 Results

Oct. 12 Greenville	3-4*	Dec. 11 Florida	2-3	Jan. 30 Fort Wayne	2-3*
Oct. 18 at Greenville	1-6	Dec. 13 at Atlanta	4-3	Jan. 31 Fort Wayne	5-4*
Oct. 25 at Fort Wayne	3-4*	Dec. 14 Orlando	0-1	Feb. 7 at Norfolk	5-1
Oct. 26 at Fort Wayne	6-5*	Dec. 15 at South Carolina	1-2	Feb. 8 at Norfolk	7-3
Oct. 29 at Orlando	2-6	Dec. 20 Atlanta	6-1	Feb. 9 at South Carolina	6-3
Oct. 30 Atlanta	1-4	Dec. 21 South Carolina	3-4	Feb. 14 Greenville	4-3*
Nov. 2 at Greenville	3-5	Dec. 26 at Orlando	0-4	Feb. 15 Adirondack	0-5
Nov. 5 at Orlando	1-2	Dec. 27 at Florida	2-6	Feb. 16 South Carolina	1-3
Nov. 9 at Florida	4-3	Dec. 28 at Florida	1-6	Feb. 19 Worcester	5-1
Nov. 14 Atlanta	4-5	Jan. 3 at Maine	3-5	Feb. 21 at Florida	3-6
Nov. 15 Atlanta	7-3	Jan. 4 at Maine	3-2	Feb. 22 Orlando	4-0
Nov. 16 Orlando	0-3	Jan. 5 at Worcester	3-6	Feb. 23 Florida	4-5
Nov. 20 Indy	2-1	Jan. 10 at Atlanta	7-3	Feb. 26 Norfolk	9-6
Nov. 21 at Greenville	1-2	Jan. 11 Brampton	4-3	Feb. 28 Norfolk	2-1*
Nov. 23 at Atlanta	1-4	Jan. 15 South Carolina	0-4	Feb. 29 at Florida	2-5
Nov. 27 Greenville	4-2	Jan. 17 at South Carolina	1-4	Mar. 1 Newfoundland	1-9
Nov. 29 at Norfolk	4-5*	Jan. 18 Orlando	3-1	Mar. 4 at Florida	1-3
Nov. 30 at Norfolk	3-0	Jan. 23 at Orlando	2-5	Mar. 6 Florida	3-2*
Dec. 4 Florida	3-2#	Jan. 25 at Florida	2-3#	Mar. 7 Atlanta	3-2*
Dec. 5 at Orlando	3-4*	Jan. 27 at Orlando	2-3	Mar. 8 Greenville	1-2*

* - Overtime

- Shootout



Bob Ohrablo
President

Bob Ohrablo, President/Partner has more than 30 years' experience in managing professional hockey teams including teams in the National Hockey League (Florida Panthers), American Hockey League (Syracuse Crunch, Binghamton Whalers, as well as Vice President of Marketing for the League). He was the founding partner of both the ECHL Orlando Solar Bears and now the Jacksonville Icemen. Other projects have included pro tennis, Bermuda Music Festival and consultant for several AHL teams and organizations. He has been involved in all aspects of managing teams including hockey administration, marketing, sales, media relations and overall management. Bob played an instrumental role in bringing the 2022 Warrior/ECHL All-Star Classic to Jacksonville. Ohrablo is most proud of how his teams have become involved in the community. The Icemen are active with many local non profit organizations American Cancer Association, Autism Cares, The Donna Foundation, Night to Shine, The Christmas Party of Jacksonville and many others. Ohrablo services on the Board of Communities in Schools, Dreams Come True and Episcopal Children Services, as well as serves on various JaxUSA committees and the JaxChamber Board of Governors. Ohrablo lives in Jacksonville Beach with his wife, Dr. Sue Ohrablo, an education consultant and author of several books on insuring college success. Their daughter Liz is a tax accountant for DHG.

4130 Salisbury Rd., Suite 1340, Jacksonville, FL 32216

Office(904) 602-7825	Emailinfo@jacksonvilleicemen.com
ArenaVeterans Memorial Arena	Capacity8,500
Rink Dimensions200 x 85	Team Colors . .Navy Blue, Aviator Blue, White
Radio StationMixlr.com/jaxicemen	Broadcasters . .Alex Reed & Arley Johnson

Team Directory

CEO/Governor	Andy Kaufmann
President/Alternate Governor	Bob Ohrablo
Executive Vice President	Scott Einhorn
Head Coach/Vice President of Hockey Operations	Jason Christie
Senior Director of Season Memberships	Rishi Ragbir
Vice President of Corporate Partnerships	Chris Peters
Director of Marketing	Lauren Muni
Director of Merchandise	Danielle Hinson
Director of Communications & Broadcasting	Alex Reed
Director of Group Sales	Luke Nicholas
Manager of Business Development	Carli Faust
Senior Account Executive	Trent Blair
Senior Ticket Account Executive	Andrew Holfinger
Ticket Account Executives	Hayden Kestle and Jeremy Ramey
Graphic Designer	Jaden Durity
Athletic Trainer	Scott McLay
Equipment Manager	TBD



KALAMAZOO WINGS

NHL Affiliate: Vancouver Canucks

AHL Affiliate: Utica Comets

Year-by-Year Record

Season	GP	Home					SO	Away					SO	Overall					GF	GA	PTS
		W	L	T	OT	SO		W	L	T	OT	SO		W	L	T	OT	SO			
2019-20	61	14	13	3	5-3	0-0	9	17	5	1-4	1-1	23	30	8	6-7	1-1	194	241	54		
2018-19	72	20	13	3	4-1	2-2	16	18	2	4-1	0-1	36	31	5	8-2	2-3	229	254	77		
2017-18	72	19	13	4	2-2	0-2	15	18	3	4-2	0-1	34	31	7	6-4	0-3	251	251	75		
2016-17	72	20	13	3	2-1	1-2	18	17	1	4-0	2-1	38	30	4	6-1	3-2	222	237	80		
2015-16	72	20	13	3	3-2	0-1	18	15	3	2-3	2-0	38	28	6	5-5	2-1	233	230	82		
2014-15	72	21	13	2	2-1	1-1	15	17	4	3-2	0-2	36	30	6	5-3	1-3	226	233	78		
2013-14	72	22	8	6	2-3	2-3	20	14	2	6-0	2-2	42	22	8	8-3	4-5	224	197	92		
2012-13	72	18	15	3	2-1	3-2	16	15	5	4-3	4-2	34	30	8	6-4	7-4	205	215	76		
2011-12	72	18	14	4	4-1	0-3	20	12	4	0-1	5-3	38	26	8	4-2	5-6	264	237	84		
2010-11	72	21	14	1	2-0	1-1	19	10	7	3-2	0-5	40	24	8	5-2	1-6	255	225	88		
2009-10	72	25	7	4	3-2	3-2	17	13	6	2-4	2-2	42	20	10	5-6	5-4	273	243	94		

T - Includes Overtime and Shootout Losses

Year-by-Year Results

Season	Finished	Result	Season	Finished	Result
2020	5th, Central	No Playoffs due to COVID-19	2014	1st, North	Lost Conference Quarterfinals
2019	4th, Central	Lost Division Semifinals	2013	3rd, North	Out of Playoffs
2018	5th, Central	Out of Playoffs	2012	1st, North	Lost Conference Finals
2017	4th, Central	Lost Division Semifinals	2011	1st, North	Lost Kelly Cup Finals
2016	3rd, North	Lost Conference Quarterfinals	2010	1st, North	Lost Conference Quarterfinals
2015	3rd, North	Lost Division Semifinals			

All-Time Record vs. Other Clubs

Team	W-L-T	Team	W-L-T	Team	W-L-T	Team	W-L-T
Adirondack	3-2-1	Greenville	9-7-0	Norfolk	5-2-0	Utah	3-1-0
Allen	2-1-1	Idaho	3-1-0	Orlando	8-7-1	Wheeling	39-22-7
Atlanta	13-6-2	Indy	16-20-5	Rapid City	2-0-0	Wichita	6-2-0
Brampton	21-10-4	Jacksonville	0-0-0	Reading	15-11-2	Worcester	0-0-0
Cincinnati	48-49-13	Kansas City	6-2-2	South Carolina	7-8-2		
Florida	9-14-3	Maine	0-0-0	Toledo	62-47-14		
Fort Wayne	46-43-6	Newfoundland	0-0-0	Tulsa	5-2-1		

Web - KWings.com

Twitter - @KalamazooWings

Club Records

Players

Most Points, Season	80	Trent Daavettila and Kory Karlander, 2010-11
Most Points, Game	6	Tanner Sorenson at Fort Wayne, Jan. 16, 2019
Most Goals, Season	38	Andrew Fournier, 2010-11
Most Goals, Game	4	Aaron Irving vs. Wheeling, Feb. 21, 2018 Matt Jones vs. Toledo, Dec. 5, 2010
Most Assists, Season	56	Trent Daavettila, 2011-12
Most Assists, Game	4	six times, most recent: Dylan Sadowy vs. Indy, Dec. 27, 2019
Most PIM, Season	170	Darryl Bootland, 2011-12
Most PIM, Game	22	Elgin Reid vs. Toledo, Feb. 3, 2012

Goaltenders

Most Appearances	64	Joel Martin, 2015-16
Most Minutes Played	3,777	Joel Martin, 2015-16
Most Wins	36	Joel Martin, 2015-16
Most Losses	24	Joel Martin, 2012-13
Most OT/SO Losses	7	Joel Martin, 2012-13
Most Shots	2,269	Joel Martin, 2015-16
Most Saves	2,084	Joel Martin, 2015-16
Most Shutouts	3	Joel Martin, 2015-16 Joel Martin, 2013-14 Ryan Nie, 2009-10
Lowest GAA	2.35	Jordan Binnington, 2013-14
Best Save Percentage	.924	Joel Martin, 2012-13

Team

Most Points	94	2009-10
Fewest Points	75	2017-18
Most Wins	42	2013-14 2009-10
Fewest Wins	34	2017-18 2012-13
Most Losses	31	2017-18
Fewest Losses	20	2009-10
Most Goals	273	2009-10
Fewest Goals Against	197	2013-14
Most Penalty Minutes	1,325	2009-10

Longest Winning Streak

Overall	8	Mar. 22-Apr. 6, 2016 Mar. 1-17, 2014
Home	6	Feb. 12-Mar. 6, 2011 Jan. 2-30, 2010; Feb. 12-28, 2010
Road	7	Mar. 13-Apr. 6, 2016

Longest Winless Streak

Overall	9	Nov. 12-Dec. 13, 2014
Home	7	Nov. 12-Dec. 3, 2014
Road	9	Jan. 13-Feb. 17, 2010

Regular Season Game Attendance Record

5,576 vs. Evansville, Oct. 26, 2013

Postseason Game Attendance Record

3,863 vs. Alaska, May 20, 2011

Regular Season Attendance Record

123,602, 2009-10

Playoff Record vs. Current Teams

	<u>Series</u>	<u>W</u>	<u>L</u>	<u>GP</u>	<u>W</u>	<u>L</u>	<u>GF</u>	<u>GA</u>	<u>Last Mtg</u>	<u>Rnd</u>	<u>Result</u>
Cincinnati	1	0	1	6	2	4	12	20	2019	DSF	L 2-4
Florida	2	1	1	9	4	5	21	30	2012	CF	L 1-4
Fort Wayne	1	0	1	5	1	4	11	19	2015	DSF	L 1-4
Greenville	1	0	1	6	2	4	13	14	2014	CQF	L 2-4
Reading	2	1	1	9	6	3	38	35	2011	CSF	W 4-0
South Carolina	2	1	1	10	5	5	30	30	2016	CQF	L 1-4
Toledo	1	0	1	7	3	4	25	26	2017	DSF	L 3-4
Wheeling	2	2	0	10	7	3	36	21	2012	CQF	W 3-1

All-Time Playoff Results

<u>Year</u>	<u>Round</u>	<u>Opponent</u>	<u>Result</u>	<u>GF</u>	<u>GA</u>	<u>OT</u>	<u>Year</u>	<u>Round</u>	<u>Opponent</u>	<u>Result</u>	<u>GF</u>	<u>GA</u>	<u>OT</u>
2019	DSF	Cincinnati	L 2-4	12	20	0-0	2011	Finals	Alaska	L 1-4	14	21	0-1
2017	DSF	Toledo	L 3-4	25	26	0-0			Wheeling	W 4-2	22	12	0-1
2016	CQF	South Carolina	L 1-4	11	20	0-0			Reading	W 4-0	23	15	0-0
2015	DSF	Fort Wayne	L 1-4	11	19	0-0			Florida	W 3-1	14	9	0-0
2014	CQF	Greenville	L 2-4	13	14	0-2	2010	CQF	Reading	L 2-3	15	20	2-1
2012	CF	Florida	L 1-4	7	21	0-0							
	CSF	South Carolina	W 4-1	19	10	0-0							
	CQF	Wheeling	W 3-1	14	9	0-0							

2019-20 Regular Season Statistics

<u>PLAYER</u>	<u>Pos</u>	<u>GP</u>	<u>G</u>	<u>A</u>	<u>PTS</u>	<u>+/-</u>	<u>PIM</u>	<u>PP</u>	<u>PPA</u>	<u>SH</u>	<u>SHA</u>	<u>GW</u>	<u>FG</u>	<u>OT</u>	<u>UA</u>	<u>EN</u>	<u>SOG</u>	<u>SOA</u>	<u>Shots</u>	<u>Sh%</u>
Justin Taylor	F	49	20	19	39	-11	50	6	4	0	0	5	2	3	0	0	1	2	127	15.7
Kyle Blaney	F	45	11	26	37	-8	26	0	7	1	1	1	1	0	0	2	0	0	79	13.9
Dylan Sadowy	F	29	17	17	34	-11	62	6	4	0	1	2	1	1	1	0	0	0	102	16.7
Garret Ross	F	31	6	16	22	-2	37	4	5	0	0	0	0	0	0	0	0	0	58	10.3
TOTALS		50	12	21	33	-6	100	5	8	0	0	2	0	1	0	0	0	0	100	12.0
Justin Kovacs	F	52	11	21	32	-16	16	3	5	0	0	0	0	0	0	0	1	2	90	12.2
Matheson Iacopelli	F	41	16	15	31	-10	31	1	8	0	0	4	1	2	2	0	0	1	163	9.8
Zach Diamantoni	F	61	9	20	29	-15	53	1	4	0	0	0	1	0	0	0	0	0	78	11.5
Aaron Thow	D	58	7	22	29	-10	30	5	11	1	0	2	2	0	1	0	0	0	102	6.9
Tanner Sorenson	F	30	10	16	26	-2	58	2	5	1	0	0	1	0	0	1	0	0	109	9.2
Luke Sandler	F	50	9	15	24	1	107	0	1	0	1	0	3	0	0	0	0	0	107	8.4
Austin Farley	F	27	9	13	22	-10	14	2	8	0	0	1	1	0	1	0	0	0	58	15.5
Ian Edmondson	D	54	4	16	20	13	20	0	0	0	1	0	0	0	1	0	0	0	79	5.1
Boston Leier	F	29	10	9	19	-10	33	3	6	0	0	1	3	0	0	1	0	0	49	20.4
Spencer Naas	F	7	2	1	3	1	2	0	0	0	0	0	0	0	0	0	0	1	26	7.7
TOTALS		53	10	9	19	-8	14	1	1	0	0	2	2	0	0	0	0	2	147	6.8
Yannick Veilleux	F	22	6	13	19	-6	30	1	3	0	0	1	2	0	0	0	0	0	73	8.2
Eric Kattelus	D	45	5	14	19	-11	44	3	2	0	0	0	2	0	0	0	0	0	63	7.9
Zach Frye	D	41	5	13	18	-4	60	2	1	0	0	0	0	0	0	0	0	0	78	6.4
Matt VanVoorhis	D	43	3	14	17	-9	37	0	2	0	0	2	0	0	0	0	0	0	62	4.8
Ben Wilson	D	60	4	11	15	-12	75	0	0	0	0	0	0	0	0	0	0	0	50	8.0
Brennan Sanford	F	27	6	5	11	-2	26	0	0	1	0	1	3	0	0	0	0	0	52	11.5
Cory Dunn	D	38	3	8	11	-7	10	0	0	0	0	0	0	0	1	0	0	0	31	9.7
Tyler Ganly	D	35	0	9	9	0	8	0	1	0	1	0	0	0	0	0	0	0	45	0.0
David Pope	F	9	6	2	8	-1	2	1	1	0	0	0	2	0	0	0	0	0	21	28.6
Adam Dauda	F	24	5	3	8	4	14	0	0	0	0	2	1	0	0	0	0	0	38	13.2
Zach Saar	F	12	3	2	5	-5	12	2	0	0	0	0	0	0	0	0	0	0	21	14.3
Josh Teves	D	4	2	2	4	3	2	0	1	0	0	0	1	0	0	0	0	0	8	25.0
Seamus Malone	F	2	1	2	3	1	0	0	0	0	0	0	0	0	0	0	0	0	6	16.7
Mitch Eliot	D	7	1	2	3	7	0	0	0	0	0	0	0	0	0	0	0	0	27	3.7
Chad McDonald	F	9	1	2	3	0	4	0	0	0	0	0	0	0	0	0	0	0	13	7.7
Connor Schmidt	D	13	0	2	2	-3	9	0	0	0	0	0	0	0	0	0	0	0	13	0.0
Zach Urban	D	5	1	0	1	-3	2	0	0	0	0	0	0	0	1	0	0	0	4	25.0
Mathias Ahman	D	7	0	1	1	0	2	0	0	0	0	0	0	0	0	0	0	0	3	0.0
Jake Kielly	G	24	0	1	1	0	0	0	0	0	0	0	0	0	0	0	0	0	0	0.0
Jake Hildebrand	G	39	0	1	1	0	0	0	0	0	0	0	0	0	0	0	0	0	0	0.0
Matt Berry	F	1	0	0	0	0	0	0	0	0	0	0	0	0	0	0	0	0	0	0.0
Logan Lambdin	F	1	0	0	0	0	0	0	0	0	0	0	0	0	0	0	0	0	1	0.0
Austin Lotz	G	1	0	0	0	0	0	0	0	0	0	0	0	0	0	0	0	0	0	0.0
Reid Sturos	F	3	0	0	0	-3	0	0	0	0	0	0	0	0	0	0	0	0	8	0.0
BENCH		61	1				28												1	
TEAM TOTALS		61	194	333	526	-141	904	42	79	4	5	22	27	6	8	4	2	6	1845	10.5

<u>GOALIE</u>	<u>GP</u>	<u>MINS</u>	<u>W</u>	<u>L</u>	<u>OTL</u>	<u>SL</u>	<u>SO</u>	<u>EN</u>	<u>GA</u>	<u>GAASOGP</u>	<u>SOW</u>	<u>SA</u>	<u>SVS</u>	<u>SV%</u>
Jake Hildebrand	39	2296	16	18	4	0	1	6	134	3.50	1	1	1204	1070 0.889
Jake Kielly	24	1330	7	11	3	1	0	7	88	3.97	1	0	776	688 0.887
Austin Lotz	1	60	0	1	0	0	0	0	5	5.01	0	0	23	18 0.783
TEAM TOTALS	64	3686	23	30	7	1	1	13	227	3.69	2	1	2003	1776 0.887



Nick Bootland
Head Coach/Director of Hockey Operations

Nick Bootland is in his 13th season as head coach and director of hockey operations for Kalamazoo having been named to the position on May 29, 2008. He has led the K-Wings eight appearances in the Kelly Cup Playoffs. Bootland enters the 2020-21 season seventh in ECHL history with 781 games coached and tied for seventh with 401 wins. Bootland played two seasons in the ECHL for Cincinnati from 2001-03 and had 98 points (44g-54a) and 216 penalty minutes in 114 regular season games and 18 points (10g-8a) and 21 penalty minutes in 18 Kelly Cup Playoff games. He helped the Cyclones reach the conference finals in 2003 where they lost in to eventual Kelly Cup champion Atlantic City in seven games. He played four seasons for Kalamazoo, including the last three years of his career from 2005-08, and had 260 points (131g-129a) and 351 penalty minutes in 241 regular season games and 38 points (22g-16a) and 45 penalty minutes in 33 playoff games. He led the league his last season with 46 goals and 19 power-play goals while finishing tied for third with 82 points in 73 games. Bootland was named the Most Valuable Player of the playoffs in 2006 when he had 10 goals and 16 points in 13 games to help the K-Wings capture their first championship in 26 years. Selected in the ninth round (220th overall) by Dallas in the 1996 NHL Entry Draft, he played seven seasons in the American Hockey League with Cleveland and Hershey and had 58 points (23g-35a) and 365 penalty minutes in 258 regular season games and seven points (3g-4a) and 43 penalty minutes in 23 playoff games. Bootland and his wife, Christine, reside in Kalamazoo, Mich. with their children, Makayla and Breckyn.

Coaching Record		Regular Season				Playoffs		
<u>Season</u>	<u>Team</u>	<u>Games</u>	<u>W</u>	<u>L</u>	<u>T</u>	<u>Games</u>	<u>W</u>	<u>L</u>
2008-09	Kalamazoo (IHL)	76	44	29	3	6	2	4
2009-10	Kalamazoo Wings (ECHL)	72	42	20	10	5	2	3
2010-11	Kalamazoo Wings (ECHL)	72	40	24	8	19	12	7
2011-12	Kalamazoo Wings (ECHL)	72	38	26	8	14	8	6
2012-13	Kalamazoo Wings (ECHL)	72	34	30	8	--	--	--
2013-14	Kalamazoo Wings (ECHL)	72	42	22	8	6	2	4
2014-15	Kalamazoo Wings (ECHL)	72	36	30	6	5	1	4
2015-16	Kalamazoo Wings (ECHL)	72	38	28	6	5	1	4
2016-17	Kalamazoo Wings (ECHL)	72	38	30	4	7	3	4
2017-18	Kalamazoo Wings (ECHL)	72	34	31	7	--	--	--
2018-19	Kalamazoo Wings (ECHL)	72	36	31	5	6	2	4
2019-20	Kalamazoo Wings (ECHL)	61	23	30	8	--	--	--
	ECHL Totals	781	401	302	78	67	31	36

Coaching History

<u>Year</u>	<u>Coach</u>	<u>STD</u>	<u>W</u>	<u>L</u>	<u>T</u>	<u>PTS</u>	<u>Playoffs</u>
2019-20	Nick Bootland	5-C	23	30	8	54	No Playoffs due to COVID-19
2018-19	Nick Bootland	4-C	36	31	5	77	Lost Division Semifinals
2017-18	Nick Bootland	5-C	34	31	7	75	Out of Playoffs
2016-17	Nick Bootland	4-C	38	30	4	80	Lost Division Semifinals
2015-16	Nick Bootland	3-N	38	28	6	82	Lost Conference Quarterfinals
2014-15	Nick Bootland	3-N	36	30	6	78	Lost Division Semifinals
2013-14	Nick Bootland	1-N	42	22	8	92	Lost Conference Quarterfinals
2012-13	Nick Bootland	3-N	34	30	8	76	Out of Playoffs
2011-12	Nick Bootland	1-N	38	26	8	84	Lost Conference Finals
2010-11	Nick Bootland	1-N	40	24	8	88	Lost Kelly Cup Finals
2009-10	Nick Bootland	1-N	42	20	10	94	Lost Conference Quarterfinals

2020-21 Schedule

***Schedule will
be announced
at a later date***

2019-20 Results

Oct. 12	at Fort Wayne	2-5	Dec. 13	at Cincinnati	2-5	Feb. 1	at Cincinnati	3-4*
Oct. 19	Cincinnati	4-3*	Dec. 14	at Indy	2-5	Feb. 5	Kansas City	3-2
Oct. 23	Fort Wayne	6-4	Dec. 15	Cincinnati	1-4	Feb. 7	Fort Wayne	5-4
Oct. 26	Tulsa	4-3*	Dec. 20	Cincinnati	6-5*	Feb. 8	Indy	2-4
Oct. 29	Toledo	3-4*	Dec. 21	at Wheeling	4-2	Feb. 12	at Fort Wayne	2-3*
Nov. 2	Wheeling	7-2	Dec. 27	Indy	7-3	Feb. 14	Toledo	4-3*
Nov. 8	Fort Wayne	2-6	Dec. 28	Fort Wayne	3-2*	Feb. 15	Brampton	5-8
Nov. 9	Fort Wayne	5-6*	Dec. 29	at Fort Wayne	5-4	Feb. 17	at Brampton	3-4
Nov. 10	Cincinnati	2-3	Dec. 31	Indy	2-6	Feb. 19	at Fort Wayne	4-5
Nov. 15	at Fort Wayne	2-7	Jan. 3	at Toledo	2-6	Feb. 21	Indy	4-5*
Nov. 16	Utah	3-2	Jan. 4	at Fort Wayne	3-6	Feb. 22	Wheeling	3-2
Nov. 20	Cincinnati	3-4	Jan. 10	at Allen	2-3*	Feb. 25	Fort Wayne	2-3
Nov. 22	at Cincinnati	1-8	Jan. 11	at Allen	4-6	Feb. 28	at Indy	1-0#
Nov. 23	at Toledo	2-5	Jan. 15	Florida	3-6	Feb. 29	at Kansas City	8-2
Nov. 24	at Brampton	1-4	Jan. 17	Wheeling	5-4	Mar. 4	at Cincinnati	2-5
Nov. 27	at Cincinnati	2-4	Jan. 18	Florida	1-4	Mar. 6	Wheeling	4-2
Nov. 30	at Wheeling	4-1	Jan. 24	at Tulsa	1-2#	Mar. 7	at Fort Wayne	4-7
Dec. 1	Fort Wayne	2-5	Jan. 25	at Tulsa	4-3*	Mar. 8	Toledo	1-5
Dec. 6	at Wheeling	2-6	Jan. 28	at Kansas City	6-1	Mar. 11	Indy	0-1
Dec. 7	at Wheeling	4-1	Jan. 30	at Indy	5-3			
Dec. 11	at Cincinnati	2-3*	Jan. 31	at Toledo	3-6			

* - Overtime # - Shootout



Toni Will
Governor/Business Operations Director

A lifelong resident of the Kalamazoo area, and a proud Western Michigan University graduate, Toni Will arrived to the Kalamazoo Wings Hockey Club in March 2015, as the team's director of sales. Since then, her sole effort has been to help continue the year-over-year growth of the hockey club's corporate partnerships and attendance growth. In early 2017, Daniels was named as the team's alternate governor and business operations director and oversees the day-to-day operations of the team. Prior to her tenure with the Wings, she spent time in banking and was chamber executive vice president at Southwest Michigan First, where her efforts were centered towards the growth of small business in the Chamber of Commerce. As an active member of the community, Daniels sits on the boards of Buy Local Kalamazoo, the Triakats Triathlon Club, the Kalamazoo Strong Organization and the Friends of Kalamazoo Parks and Rec. Daniels is an avid athlete who has completed over 50 triathlons, 20 half-marathons, four full marathons, and two Ironman competitions.

3600 Vanrick Drive, Kalamazoo, MI 49001

Office	(269) 345-1125	Email	jpeterson@kwings.com
Arena	Wings Event Center	Capacity	5,113
Rink Dimensions	200 x 85	Team Colors	Red, White, Blue
Radio Station	WKZO 590AM/106.9FM	Broadcaster	John Peterson

Team Directory

Owner	William D. Johnston
Governor/Business Operations Director	Toni Will
Director of Hockey Operations/Head Coach	Nick Bootland
Assistant Coach	Joel Martin
Video Coach	Kyle Forte
Executive Assistant	Keli Ekola
Game Operations/Community Relations Manager	Michael McFadden
Senior Sales Manager	Jason Kane
Director of Public Relations/Broadcaster	John Peterson
Video Producer	Tim Hindbaugh
Sales Associates	Michael Kiel and Fletcher Meyers
Corporate Sales Manager	Derek Arnold
Athletic Trainer	Scott Allison
Equipment Manager	Mitch MacLeod



KANSAS CITY MAVERICKS

NHL Affiliate: Calgary Flames

AHL Affiliate: Stockton Heat

Year-by-Year Record

Season	GP	Home					Away					Overall					GF	GA	PTS
		W	L	T	OT	SO	W	L	T	OT	SO	W	L	T	OT	SO			
2019-20	61	14	16	2	3-1	1-1	10	16	3	2-3	1-0	24	32	5	5-4	2-1	167	217	53
2018-19	72	24	10	2	5-1	0-1	12	20	4	0-3	1-1	36	30	6	5-4	1-2	234	228	78
2017-18	72	18	16	2	1-0	1-2	16	16	4	3-4	2-0	34	32	6	4-4	3-2	204	223	74
2016-17	72	19	14	3	5-1	1-2	14	16	6	3-3	2-3	33	30	9	8-4	3-5	233	241	75
2015-16	72	29	6	1	3-0	0-1	23	9	4	3-3	2-1	52	15	5	6-3	2-2	234	162	109
2014-15	72	14	18	4	0-1	1-3	14	17	5	3-4	1-1	28	35	9	3-5	2-4	192	231	65

T - Includes Overtime and Shootout Losses

Year-by-Year Results

Season	Finished	Result
2020	7th, Mountain	No Playoffs due to COVID-19
2019	4th, Mountain	Lost Division Semifinals
2018	6th, Central	Out of Playoffs
2017	5th, Mountain	Out of Playoffs
2016	1st Central	Lost Conference Semifinals
2015	6th, Central	Out of Playoffs

All-Time Record vs. Other Clubs

Team	W-L-T	Team	W-L-T	Team	W-L-T	Team	W-L-T
Adirondack	0-0-0	Greenville	0-2-0	Norfolk	0-0-0	Utah	9-8-3
Allen	27-27-4	Idaho	5-8-3	Orlando	1-2-0	Wheeling	0-0-1
Atlanta	1-2-0	Indy	13-7-3	Rapid City	12-12-5	Wichita	41-30-4
Brampton	5-2-2	Jacksonville	0-0-0	Reading	0-0-0	Worcester	0-0-0
Cincinnati	8-5-3	Kalamazoo	4-6-0	South Carolina	1-4-0		
Florida	2-2-0	Maine	0-0-0	Toledo	4-9-0		
Fort Wayne	7-6-3	Newfoundland	0-2-0	Tulsa	35-23-3		

Web - KCMavericks.com

Twitter - [@KC_Mavericks](https://twitter.com/KC_Mavericks)

Club Records

Players

Most Points, Season	76	Dane Fox, 2016-17
Most Points, Game	5	Eric Freschi vs. Wichita, Dec. 23, 2017
Most Goals, Season	36	Andrew Courtney, 2014-15
Most Goals, Game	4	Greg Betzold at Allen, Mar. 6, 2019
Most Assists, Season	53	Sebastien Thinel, 2014-15
Most Assists, Game	4	five times, most recent: Rocco Carzo vs. Wichita, Feb. 7, 2020
Most PIM, Season	155	Tyler Elbrecht, 2017-18
Most PIM, Game	49	Loren Ulett vs. Cincinnati, Mar. 10, 2019

Goaltenders

Most Appearances	40	Mike Clemente, 2014-15
Most Minutes	2,209	Josh Robinson, 2016-17
Most Wins	28	Josh Robinson, 2015-16
Most Losses	20	Nick Schneider, 2019-20
Most OT/SO Losses	5	Josh Robinson, 2016-17
Most Shots	1,187	Josh Robinson, 2016-17
Most Saves	1,065	Josh Robinson, 2016-17
Most Shutouts	3	Parker Milner, 2015-16
Lowest GAA	1.88	Josh Robinson, 2015-16
Best Save Percentage	.931	Josh Robinson, 2015-16

Team

Most Points	109	2015-16
Fewest Points	65	2014-15
Most Wins	52	2015-16
Fewest Wins	28	2014-15
Most Losses	35	2014-15
Fewest Losses	15	2015-16
Most Goals Scored	234	2015-16
Fewest Goals Against	162	2015-16
Most Penalty Minutes	1,426	2014-15

Longest Winning Streak

Overall	14	Nov. 4-Dec. 5, 2015
Home	14	Oct. 24, 2015-Jan. 2, 2016
Road	8	Nov. 4-Dec. 2, 2015

Longest Winless Streak

Overall	8	Feb. 2-18, 2018
Home	7	Dec. 20, 2014-Jan. 7, 2015
Road	7	Jan. 10-Feb. 18, 2015

Regular Season Game Attendance Record

5,900 vs. Wichita, Dec. 31, 2018

Postseason Game Attendance Record

5,800 vs. Allen, Apr. 30, 2016

Regular Season Attendance Record

191,427, 2014-15

Playoff Record vs. Current Teams

	<u>Series</u>	<u>W</u>	<u>L</u>	<u>GP</u>	<u>W</u>	<u>L</u>	<u>GF</u>	<u>GA</u>	<u>Last Mtg</u>	<u>Rnd</u>	<u>Result</u>
Allen	1	0	1	6	2	4	12	19	2016	CSF	L 2-4
Tulsa	1	0	1	7	3	4	22	26	2019	DSF	L 3-4

All-Time Playoff Results

<u>Year</u>	<u>Round</u>	<u>Opponent</u>	<u>Result</u>	<u>GF</u>	<u>GA</u>	<u>OT</u>	<u>Year</u>	<u>Round</u>	<u>Opponent</u>	<u>Result</u>	<u>GF</u>	<u>GA</u>	<u>OT</u>
2019	DSF	Tulsa	L 3-4	22	26	0-1							
2016	CSF	Allen	L 2-4	12	19	0-0							
	CQF	Quad City	W 4-0	16	7	0-0							

2019-20 Regular Season Statistics

PLAYER	Pos	GP	G	A	PTS	+/-	PIM	PP	PPA	SH	SHA	GW	FG	OT	UA	EN	SOG	SOA	Shots	Sh%
Rocco Carzo	F	54	18	18	36	-13	41	5	5	0	1	3	4	1	0	0	0	0	122	14.8
Bryan Lemos	F	55	14	17	31	-20	10	4	2	1	0	1	0	1	0	0	1	3	96	14.6
David Dziurzynski	F	55	11	20	31	-19	57	3	3	2	1	2	1	0	2	0	1	1	91	12.1
Matt Schmalz	F	20	6	8	14	-8	10	2	1	0	0	0	1	0	1	1	0	0	45	13.3
TOTALS		52	12	17	29	-25	30	3	2	0	0	1	1	0	1	1	0	0	122	9.8
Mitch Hults	F	28	10	18	28	9	12	1	6	0	0	2	0	1	2	0	1	2	70	14.3
Zach Osburn	D	50	7	20	27	-12	27	0	4	0	1	3	2	1	0	0	0	1	128	5.5
Tad Kozun	F	52	12	13	25	-8	41	1	1	2	1	1	1	0	1	0	0	0	113	10.6
Justin Woods	D	42	4	21	25	-10	12	3	8	0	0	0	0	0	0	0	0	0	86	4.7
Darian Dziurzynski	F	55	12	11	23	-25	71	3	3	0	0	1	2	0	1	0	0	1	134	9.0
Ryan Van Stralen	F	33	11	9	20	-1	61	0	1	0	0	1	2	0	1	1	0	0	97	11.3
Kevin McKernan	D	56	3	17	20	4	24	0	3	0	1	1	0	0	1	0	0	0	63	4.8
Loren Ulett	F	55	10	8	18	-11	83	1	0	0	0	1	4	0	1	0	0	0	90	11.1
Mitch Vanderlaan	F	14	2	3	5	-6	6	0	0	0	0	0	0	0	0	0	0	0	20	10.0
TOTALS		46	7	11	18	10	12	0	2	0	0	1	1	0	0	0	0	0	63	11.1
Terrance Amorosa	D	48	6	12	18	-14	18	4	6	0	0	2	1	0	0	0	1	2	61	9.8
Charlie O'Connor	F	13	2	1	3	-11	6	0	1	0	0	0	1	0	0	0	0	1	18	11.1
TOTALS		46	9	8	17	-21	22	1	3	0	0	1	1	0	1	0	0	1	72	12.5
Jack Walker	F	25	5	11	16	9	16	0	2	0	0	1	1	1	1	0	0	0	59	8.5
Cliff Watson	D	32	1	15	16	-7	32	0	7	0	1	0	0	0	0	0	0	0	59	1.7
C.J. Eick	F	48	8	7	15	3	16	0	1	2	0	0	2	0	1	0	0	0	78	10.3
Michael Parks	RW	18	5	5	10	-1	8	2	1	0	0	0	1	0	0	0	0	0	49	10.2
Ryan Galt	F	33	5	5	10	-7	10	0	0	1	1	1	1	0	0	0	0	0	58	8.6
Dylan Fitze	F	2	1	0	1	0	0	0	0	0	0	0	0	0	0	0	0	0	4	25.0
TOTALS		39	5	4	9	-9	54	0	0	1	0	0	0	0	1	0	0	0	103	4.9
Marcus Crawford	D	17	3	3	6	-7	4	0	0	0	0	1	0	0	1	0	0	0	27	11.1
TOTALS		38	4	5	9	-18	14	0	2	0	0	1	0	0	1	0	0	0	58	6.9
Derek Pratt	D	52	1	8	9	-15	48	0	0	0	0	0	1	0	0	0	0	0	44	2.3
Mason Morelli	F	5	3	4	7	2	2	1	0	0	0	0	1	0	0	0	0	0	23	13.0
Neal Goff	D	37	1	4	5	-17	41	0	0	0	0	0	0	0	0	0	0	0	46	2.2
Greg Betzold	F	11	1	3	4	-6	8	0	2	0	0	0	0	0	0	0	0	0	32	3.1
Corey Schueneman	D	4	2	1	3	-2	0	0	0	0	0	1	0	0	0	0	0	0	11	18.2
John Furgele	D	7	1	2	3	2	2	1	1	0	0	0	0	0	0	0	0	0	17	5.9
Corey Durocher	LW	6	0	2	2	-3	2	0	1	0	0	0	0	0	0	0	0	0	7	0.0
Malcolm Hayes	D	18	0	2	2	-7	15	0	0	0	0	0	0	0	0	0	0	0	19	0.0
Tyler Parsons	G	25	0	2	2	0	2	0	0	0	0	0	0	0	0	0	0	0	0	0.0
Jake Hamilton	D	8	0	1	1	1	0	0	0	0	0	0	0	0	0	0	0	0	8	0.0
TOTALS		11	0	1	1	1	9	0	0	0	0	0	0	0	0	0	0	0	10	0.0
Nick Schneider	G	39	0	1	1	0	0	1	0	0	0	0	0	0	0	0	0	0	0	0.0
Kyle Meeh	D	1	0	0	0	-2	0	0	0	0	0	0	0	0	0	0	0	0	0	0.0
Ian Mackey	F	2	0	0	0	1	4	0	0	0	0	0	0	0	0	0	0	0	1	0.0
Hayden Hawkey	G	3	0	0	0	0	2	0	0	0	0	0	0	0	0	0	0	0	0	0.0
Roshen Jaswal	D	3	0	0	0	0	0	0	0	0	0	0	0	0	0	0	0	0	1	0.0
Daniel Perez	F	2	0	0	0	-1	2	0	0	0	0	0	0	0	0	0	0	0	1	0.0
TOTALS		4	0	0	0	-1	4	0	0	0	0	0	0	0	0	0	0	0	1	0.0
Shane Bennett	F	5	0	0	0	2	2	0	0	0	0	0	0	0	0	0	0	1	4	0.0
BENCH		61	2				26												2	
TEAM TOTALS		61	167	272	437	-200	721	31	60	8	7	22	26	5	13	2	4	12	1784	9.3

GOALIE	GP	MINS	W	L	OTL	SL	SO	EN	GA	GAASOGP	SOW	SA	SVS	SV%
Tyler Parsons	25	1328	11	9	1	1	1	2	67	3.03	2	1	757	690 0.911
Nick Schneider	39	2180	13	20	3	0	1	6	127	3.49	1	1	1072	945 0.882
Hayden Hawkey	3	178	0	3	0	0	0	0	14	4.71	0	0	89	75 0.843
TEAM TOTALS	67	3686	24	32	4	1	2	8	208	3.39	3	2	1918	1710 0.892



Tad O'Had
Head Coach/Director of Hockey Operations

Tad O'Had was named head coach and director of hockey operations for Kansas City on April 15, 2020. The 40-year-old Yakima, Washington native has spent the past seven seasons as the Associate Head Coach with the Florida Everblades. While with the Everblades, O'Had was behind the bench in over 500 ECHL games and 67 playoff games. O'Had was part of the Everblades Brabham Cup championship in 2017-18, an Eastern Conference championship in 2018, two South Division titles, six playoff appearances and a .699 winning percentage. O'Had was also the Head Coach and General Manager of the Florida Jr. Blades, leading the Jr. Blades to a dominant 112-19-8 record and a USPHL National Championship in 2017 during his tenure. O'Had grew up playing hockey and went on to play junior hockey in the North American Hockey League for the Capital Centre Pride and Ontario Provincial Hockey League for the Port Huron Clippers before attending Connecticut College, where he played four years, being selected as captain in three of four seasons. After college, he help found BlueStreak Sports Training, one of the most prestigious training facilities in North America. O'Had also co-founded Hybrid Hockey, a recruiting and exposure service that prepared players for collegiate hockey. Tad also worked in Russia in 2009, co-founding several Olympic training programs. For six years, O'Had served as the Vice President of Hockey for Athletic Republic Headquarters. He is also a certified Master Trainer for Athletic Republic. O'Had was awarded the Dick Vraa Award for his contribution to the Athletic Republic Network. He has achieved decades of awards and achievements in only a few years, and his hard work and dedication have led him to direct teams and hockey schools in Ontario, Alberta, Minnesota, Michigan, New York and Connecticut. In the past 10 years, 35 players he has trained have been selected in the NHL Entry Draft. In 2017, Tad was named Gulfshore Business Magazine Top 40 Under 40, a prestigious distinction reserved for the most influential business leaders under the age of 40 in Southwest Florida. O'Had is honored to be named the fifth head coach in the Kansas City Mavericks organization.

Coaching History

<u>Year</u>	<u>Coach</u>	<u>STD</u>	<u>W</u>	<u>L</u>	<u>T</u>	<u>PTS</u>	<u>Playoffs</u>
2019-20	Kohl Schultz	7-M	6	10	2	14	No Playoffs due to COVID-19
	John-Scott Dickson		18	22	3	39	
2018-19	John-Scott Dickson	4-C	36	30	6	78	Lost Division Semifinals
2017-18	John-Scott Dickson	6-C	34	32	6	74	Out of Playoffs
2016-17	John-Scott Dickson	5-M	33	30	9	75	Out of Playoffs
2015-16	Richard Matvichuk	1-C	52	15	5	109	Lost Conference Semifinals
2014-15	Richard Matvichuk	6-C	28	35	9	65	Out of Playoffs

2020-21 Schedule

Fri. Dec. 11 at Indy
Fri. Dec. 18 Indy
 Sat. Dec. 19 at Wichita
 Sat. Dec. 26 at Wichita
 Sun. Dec. 27 at Wichita
Thu. Dec. 31 Tulsa
Sat. Jan. 2 Tulsa
Fri. Jan. 8 Allen
Sat. Jan. 9 Allen

*Remainder of schedule will be
 announced at a later date*

2019-20 Results								
Oct. 11	at Tulsa	2-5	Dec 8	at Wichita	1-4	Jan. 28	Kalamazoo	1-6
Oct. 12	Indy	2-6	Dec. 10	Indy	0-4	Jan. 31	Tulsa	2-1*
Oct. 18	Tulsa	5-1	Dec. 13	at Florida	3-5	Feb. 1	Tulsa	1-5
Oct. 22	at Tulsa	1-2	Dec. 14	at Florida	5-4*	Feb. 4	at Wheeling	3-4*
Oct. 25	Toledo	6-4	Dec. 18	at Orlando	5-7	Feb. 5	at Kalamazoo	2-3
Oct. 26	Toledo	2-4	Dec. 20	Utah	1-4	Feb. 7	Wichita	5-3
Nov. 1	Wichita	3-7	Dec. 21	Utah	2-5	Feb. 8	Allen	6-4
Nov. 2	Wichita	3-2*	Dec. 27	at Cincinnati	3-2	Feb. 11	Wichita	2-1
Nov. 3	at Wichita	2-3	Dec. 28	at Indy	4-0	Feb. 14	Utah	1-5
Nov. 8	Utah	5-1	Dec. 30	at Wichita	2-5	Feb. 15	Utah	1-4
Nov. 9	Utah	4-2	Dec. 31	Wichita	2-1*	Feb. 16	at Tulsa	2-5
Nov. 11	Wichita	2-4	Jan. 2	at Allen	5-3	Feb. 19	at Idaho	3-5
Nov. 13	at Indy	3-4*	Jan. 3	at Allen	4-2	Feb. 22	at Utah	1-0
Nov. 16	Rapid City	10-1	Jan. 10	at Tulsa	5-1	Feb. 23	at Utah	2-1#
Nov. 19	Allen	2-4	Jan. 11	at Tulsa	0-4	Feb. 24	at Utah	0-3
Nov. 22	at Idaho	2-4	Jan. 14	at Newfoundland	1-4	Feb. 29	Kalamazoo	2-8
Nov. 23	at Idaho	2-3*	Jan. 15	at Newfoundland	1-7	Mar. 6	Allen	4-5*
Nov. 30	at Wichita	4-3*	Jan. 18	Allen	2-8	Mar. 7	Wichita	1-4
Dec. 1	at Wichita	6-2	Jan. 20	at Allen	0-8	Mar. 8	Wichita	2-3
Dec. 6	Wichita	4-1	Jan. 24	Idaho	3-4#			
Dec. 7	Fort Wayne	5-1	Jan. 25	Idaho	2-1#			
		* - Overtime		# - Shootout				



Lamar Hunt, Jr.
Owner

Lamar Hunt, Jr. is the founder of Loretto Properties, LLC, a real estate investment company specializing in the operation and management of residential properties, as well as Loretto Foundation, LLC, a private charitable organization. All companies are based in the greater Kansas City area. He is a member of the founding family of the Kansas City Chiefs, a National Football League member team. The family also operates FC Dallas, a member franchise of Major League Soccer. Lamar serves on the board of directors of Hunt Midwest Enterprises, a real estate development company based in Kansas City, Mo. He is a member of the board of the Hunt Family Foundation and also serves on the Advisory Board of the Catholic Radio Network, a religious broadcasting group operating radio stations in the greater Kansas City, Wichita, and Denver markets. He has served on the Case Review Task Force appointed by Archbishop Joseph Naumann, which formulated recommendations for the future growth of the Catholic Archdiocese of Kansas City, Kan. Lamar graduated from the University of Cincinnati College-Conservatory of Music with a Bachelor of Music Degree and later completed a Master of the Arts degree in counseling at Dallas Baptist University. He was also a flutist in the Kansas City Symphony for nine seasons. He is a Licensed Professional Counselor (LPC) in both Kansas and Missouri, where he worked with neglected and abused teenagers, homeless men with addiction problems, and families in crisis. Two of his passions in life are classical music and promoting healthy family relationships in the community. He is frequently in demand as a public speaker regarding effective interpersonal relationships. Lamar is married to his lovely wife, Rita, and between them, they are the proud parents of nine children and six grandchildren.



Brent Thiessen
President/General Manager

Brent Thiessen is entering his 12th season with the Mavericks where he oversees the day-to-day operations of the front office and hockey operations departments. Following the 2016-17 season, he received the ECHL Executive of the Year award. Thiessen was named Chairman of the Board for the ECHL in July. His previous positions include the Director of Corporate Marketing for the National Hockey League's Florida Panthers, President of the Central Hockey League's Arizona Sundogs for two seasons, and Vice President of the Colorado Eagles for two seasons. A native of Littleton, Colorado, Thiessen graduated from the University of Northern Colorado with a degree in finance. He currently resides in Grain Valley, Mo. With his wife, Nicki, and their four children.

19100 E. Valley View Parkway, Independence, MO 64055

Office (816) 252-7825	Email info@kcmavericks.com
Arena Cable Dahmer Arena	Capacity 5,800
Rink Dimensions 200 x 85	Team Colors Orange, Black, Silver
Radio Station KCMavericks.com	Broadcaster Bob Rennison

Team Directory

Owner	Lamar Hunt, Jr.
President/General Manager	Brent Thiessen
VP of Finance & Administration	Zach Ballou
Director of Ticket Sales	Matt Magana
Director of Ticket Operations	Laura Faust
Director of Corporate Sales	Carlos Ocampo
Manager of Business Development	Ryan Hiatt
Manager of Communications	Anna Podleski
Manager of Content and Community Relations	Lydia Taylor
Manager of Content and Social Media	Morgan Roberts
Manager of Game Entertainment	Kyle Morrow
Manager of Video Production & Content	Jeremiah Long
Senior Account Executive	Chris Kreiser
Account Executive	Jaimie Myers
Broadcaster	Bob Rennison
Head Coach/Director of Hockey Operations	Tad O'Had
Assistant Coach	Kohl Schultz
Head Trainer	Nick Potter
Head Equipment Manager	Luke Nestor



MAINE MARINERS

NHL Affiliate: New York Rangers

AHL Affiliate: Hartford Wolf Pack

Year-by-Year Record

Season	GP	Home					Away					Overall					GF	GA	PTS
		W	L	T	OT	SO	W	L	T	OT	SO	W	L	T	OT	SO			
2019-20	62	16	15	2	5-2	0-0	16	11	2	1-1	2-1	32	26	4	6-3	2-1	182	186	68
2018-19	72	22	12	2	1-1	5-1	15	20	1	5-1	2-0	37	32	3	6-2	7-1	221	247	77
2016-17\$	72	15	17	4	2-0	0-4	17	13	6	3-3	1-3	32	30	10	5-3	1-7	219	230	74
2015-16\$	72	17	17	2	1-1	2-1	10	21	5	1-3	3-2	27	38	7	2-4	5-3	189	237	61
2014-15\$	72	20	12	4	2-2	1-2	15	18	3	1-1	2-2	35	30	7	3-+3	3-4	237	233	77
2013-14\$	71	26	8	2	0-0	2-2	19	11	5	0-3	1-2	45	19	7	0-3	3-4	243	164	97
2012-13\$	72	26	8	2	1-2	3-0	23	7	6	2-2	1-4	49	15	8	3-4	4-4	228	172	106
2011-12\$	72	29	5	2	0-0	2-3	14	13	9	3-2	0-6	43	18	11	2-3	3-8	224	172	97
2010-11\$	72	26	7	3	5-2	1-1	21	15	0	1-0	1-0	47	22	3	6-2	2-1	241	174	97
2009-10\$	72	23	7	6	2-3	4-3	13	21	2	1-1	3-1	36	28	8	3-4	7-4	232	240	80
2008-09\$	72	28	7	1	3-1	4-0	17	17	2	1-0	1-2	45	24	3	4-1	5-2	232	181	93
2007-08\$	72	23	9	4	2-3	3-1	18	17	1	1-1	4-0	41	26	5	3-4	7-1	245	229	87
2006-07\$	72	28	6	2	0-2	4-0	21	10	5	2-1	1-4	49	16	7	2-3	5-4	270	176	105
2005-06\$	72	30	4	2	3-2	2-0	23	8	5	1-3	1-2	53	12	7	4-5	3-2	289	168	113
2004-05\$	72	22	8	6	3-2	6-4	23	11	2	1-1	1-1	45	19	8	4-3	7-5	233	187	98
2003-04\$	72	22	12	2	1-0	3-2	16	16	4	4-0	2-4	38	28	6	5-0	5-6	220	210	82

T - Includes Overtime and Shootout Losses
\$ - Alaska Aces

Year-by-Year Results

Season	Finished	Result	Season	Finished	Result
2020	4th, North	No Playoffs due to COVID-19	2010\$	2nd, West	Lost Conference Quarterfinals
2019	6th, North	Out of Playoffs	2009\$	1st, West	Lost Kelly Cup Finals
2017\$	6th, Mountain	Out of Playoffs	2008\$	3rd, West	Lost Conference Semifinals
2016\$	5th, West	Out of Playoffs	2007\$	1st, West	Lost Conference Finals
2015\$	5th, Pacific	Out of Playoffs	2006\$	1st, West	Won Kelly Cup
2014\$	1st, Mountain	Won Kelly Cup	2005\$	1st, West	Lost Conference Finals
2013\$	1st, Mountain	Lost Conference Semifinals	2004\$	4th, Pacific	Lost Division Finals
2012\$	1st, Mountain	Lost Conference Finals			
2011\$	1st, Mountain	Won Kelly Cup			

\$ - Alaska Aces

All-Time Record vs. Other Clubs

Team	W-L-T	Team	W-L-T	Team	W-L-T	Team	W-L-T
Adirondack	16-10-0	Greenville	0-1-0	Norfolk	4-3-0	Utah	2-0-1
Allen	0-0-0	Idaho	0-0-0	Orlando	1-0-0	Wheeling	2-0-0
Atlanta	0-0-0	Indy	0-1-0	Rapid City	0-0-0	Wichita	0-0-0
Brampton	6-5-2	Jacksonville	1-1-0	Reading	5-10-1	Worcester	17-6-2
Cincinnati	0-1-0	Kalamazoo	0-0-0	South Carolina	1-1-1		
Florida	0-0-0	Kansas City	0-0-0	Toledo	0-0-0		
Fort Wayne	0-0-0	Newfoundland	8-11-0	Tulsa	0-0-0		

Web - MarinersOfMaine.com

Twitter - [@MarinersOfMaine](https://twitter.com/MarinersOfMaine)

Club Records

<u>Players</u>		<u>Team</u>	
Most Points, Season	91 Alex Leavitt, 2005-06	Most Points	117 2005-06
Most Points, Game	5 Several Players, most recent: Peter Sivak vs. Bakersfield, Nov. 1, 2013	Fewest Points	61 2015-16
Most Goals, Season	49 Chris Minard, 2004-05	Most Wins	53 2005-06
Most Goals, Game	5 Chris Minard vs. Victoria, Jan. 8, 2005	Fewest Wins	27 2015-16
Most Assists, Season	73 Scott Gomez, 2004-05	Most Losses	38 2015-16
Most Assists, Game	5 Eric Boguniecki at Utah, Nov. 28, 2009 Scott Gomez vs. Victoria, Jan. 8, 2005 Scott Gomez at Victoria, Jan. 5, 2005 Barrett Heisten at Idaho, Nov. 11, 2006	Fewest Losses	12 2005-06
Most PIM, Season	277 Garet Hunt, 2015-16	Most Goals Scored	289 2005-06
Most PIM, Game	37 Zack FitzGerald vs. Bakersfield, Oct. 30, 2005	Fewest Goals Against	164 2013-14
		Most Penalty Minutes	1,982 2006-07
		Longest Winning Streak	
		Overall	11 Nov. 11, 2005 - Dec. 10, 2005
		Home	14 Jan. 6-Mar. 4, 2007
		Road	6 Feb. 16-Mar. 9, 2013 Feb. 2-29, 2008 Dec. 17, 2005 - Jan. 8, 2006
		Longest Winless Streak	
		Overall	8 Oct. 31-Nov. 17, 2015
		Home	10 Feb. 9-Mar. 25, 2017
		Road	8 Dec. 4, 2010-Feb. 4, 2011
		Regular Season Attendance Record	
			6,599 Five Times, most recent: vs. Idaho, Mar. 16, 2013
		Postseason Game Attendance Record	
			6,610 Two Times, most recent: vs. South Carolina, June 5, 2009
		Regular Season Attendance Record	
			185,487, 2006-07

Playoff Record vs. Current Teams

Series W L GP W L GF GA Last Mtg Rnd Result

All-Time Playoff Results

<u>Year</u>	<u>Round</u>	<u>Opponent</u>	<u>Result</u>	<u>GF</u>	<u>GA</u>	<u>OT</u>	<u>Year</u>	<u>Round</u>	<u>Opponent</u>	<u>Result</u>	<u>GF</u>	<u>GA</u>	<u>OT</u>
2014	Finals	Cincinnati	W 4-2	17	10	0-0	2008	CSF	Las Vegas	L 1-4	12	27	1-0
	CF	Bakersfield	W 4-2	20	11	0-1		CQF	Idaho	W 4-0	15	8	1-0
	CSF	Idaho	W 4-1	17	10	0-1	2007	CF	Idaho	L 1-4	11	16	0-1
	CQF	Las Vegas	W 4-0	16	5	0-0		CSF	Bakersfield	W 4-0	13	3	1-0
2013	CSF	Stockton	L 2-4	19	20	0-2		CQF	Victoria	W 4-2	28	19	0-0
	CQF	San Francisco	W 4-1	20	11	0-0	2006	Finals	Gwinnett	W 4-1	17	18	0-0
2012	CF	Las Vegas	L 1-4	7	13	0-1		CF	Fresno	W 4-3	19	14	1-1
	CSF	Stockton	W 4-1	16	7	0-1		DF	Las Vegas	W 4-2	17	13	2-0
2011	Finals	Kalamazoo	W 4-1	21	14	1-0		DSF	Utah	W 4-0	17	5	0-0
	CF	Victoria	W 4-0	15	8	1-0	2005	CF	Trenton	L 3-4	16	19	2-1
	CSF	Idaho	W 4-0	11	2	0-0		DF	Long Beach	W 3-0	9	4	1-0
2010	CQF	Stockton	L 1-3	15	23	0-0		DSF	Bakersfield	W 3-2	19	12	0-1
2009	Finals	S. Carolina	L 3-4	15	22	1-0	2004	DF	Idaho	L 1-3	8	14	1-0
	CF	Las Vegas	W 4-0	14	3	0-0		DSF	San Diego	W 3-0	13	6	1-0
	DF	Victoria	W 4-1	22	12	0-0							
	DSF	Utah	W 4-1	16	7	0-1							

2019-20 Regular Season Statistics

PLAYER	Pos	GP	G	A	PTS	+/-	PIM	PP	PPA	SH	SHA	GW	FG	OT	UA	EN	SOG	SOA	Shots	Sh%	
Alex Kile	F	57	16	35	51	9	46	4	11	1	1	6	0	3	0	2	0	3	137	11.7	
Terrence Wallin	F	56	23	20	43	7	26	5	5	1	2	7	2	0	1	0	0	0	159	14.5	
Dillan Fox	F	59	23	17	40	-3	32	5	2	1	0	2	6	1	2	2	1	2	157	14.7	
Michael McNicholas	F	60	11	27	38	-17	24	3	6	2	0	3	3	1	2	0	1	2	75	14.7	
Ryan Culkin	D	45	8	25	33	6	20	3	13	0	0	0	0	0	2	1	0	1	106	7.5	
Greg Chase	F	42	10	18	28	-3	56	2	3	0	0	1	2	0	1	1	0	1	73	13.7	
Ty Ronning	F	28	11	13	24	6	20	4	3	1	0	1	2	0	1	0	0	1	77	14.3	
Jake Elmer	F	36	12	11	23	-1	43	1	2	0	0	2	2	1	0	0	0	1	73	16.4	
Conner Bleackley	F	15	5	5	10	1	14	0	2	0	0	0	1	0	0	0	0	0	51	9.8	
TOTALS		33	9	14	23	-3	18	1	6	0	0	1	1	0	0	0	0	0	87	10.3	
Taylor Cammarata	F	23	6	16	22	-4	8	2	4	0	0	1	1	0	0	1	1	1	40	15.0	
Morgan Adams-Moisan	F	55	9	12	21	-8	67	2	1	0	0	3	1	0	1	0	0	1	56	16.1	
Sean Day	D	36	5	15	20	12	27	3	5	0	0	0	1	0	0	0	0	0	70	7.1	
Ted Hart	F	48	10	8	18	-13	10	3	0	0	0	1	3	0	0	0	0	0	87	11.5	
Zach Tolkinen	D	58	5	13	18	-20	33	2	4	0	0	0	0	0	0	0	0	0	69	7.2	
Austin McEneny	D	2	0	0	0	-3	0	0	0	0	0	0	0	0	0	0	0	0	1	0.0	
TOTALS		37	3	11	14	-22	33	1	3	0	1	0	0	0	0	0	0	0	58	5.2	
Marc-Olivier Crevier-Morin	D	49	4	9	13	13	22	0	0	0	0	1	0	0	0	0	0	0	0	39	10.3
Brandon Crawley	D	38	2	10	12	-3	36	0	2	0	0	1	1	0	0	0	0	0	54	3.7	
Matt Nuttle	D	8	1	2	3	2	0	0	0	0	0	0	1	0	0	0	0	0	14	7.1	
TOTALS		40	2	8	10	16	32	0	0	0	1	1	2	0	0	0	0	0	45	4.4	
Jeff Taylor	D	23	2	6	8	-4	18	0	2	0	0	0	0	0	0	0	0	0	42	4.8	
Ryan Ferrill	F	35	2	6	8	-9	22	0	1	0	0	0	1	0	0	0	0	0	28	7.1	
Scott Savage	D	27	0	8	8	1	13	0	2	0	0	0	0	0	0	0	0	0	43	0.0	
Ryan Gropp	F	10	3	4	7	4	6	0	0	0	0	0	0	0	0	0	0	0	24	12.5	
Ryan Dmowski	F	12	3	4	7	2	14	0	0	0	0	1	1	0	1	0	0	0	30	10.0	
Andrew Sturtz	F	7	1	3	4	-2	2	0	0	0	0	0	0	0	0	0	0	0	17	5.9	
TOTALS		11	2	4	6	-4	4	0	0	1	0	0	0	0	0	0	0	0	28	7.1	
Lewis Zerter-Gossage	F	13	1	5	6	0	6	0	2	0	0	0	0	0	0	0	0	0	20	5.0	
Jonathan Racine	D	15	0	6	6	2	35	0	2	0	0	0	0	0	0	0	0	0	21	0.0	
Eddie Matsushima	F	14	3	2	5	4	8	0	0	0	0	0	1	0	1	0	0	0	25	12.0	
John Furgele	D	19	1	3	4	-8	2	0	1	0	0	0	0	0	0	0	0	0	22	4.5	
Brian Hart	F	25	0	4	4	-1	9	0	1	0	0	0	0	0	0	0	0	0	21	0.0	
Josh Couturier	D	25	1	1	2	-9	6	0	0	0	0	0	0	0	0	0	0	0	33	3.0	
Connor LaCouvee	G	36	0	2	2	0	0	0	0	0	1	0	0	0	0	0	0	0	0	0.0	
Will Pelletier	F	2	1	0	1	-1	0	0	0	0	0	0	1	0	0	0	0	0	4	25.0	
Nick Master	F	6	1	0	1	4	2	0	0	0	0	0	0	0	0	0	0	0	5	20.0	
Dwyer Tschantz	F	7	0	1	1	-3	7	0	0	0	0	0	0	0	0	0	0	0	5	0.0	
Gabriel Sylvestre	D	12	0	1	1	-6	8	0	0	0	0	0	0	0	0	0	0	0	11	0.0	
Dawson Leedah	F	2	0	0	0	-2	0	0	0	0	0	0	0	0	0	0	0	0	2	0.0	
Adam Huska	G	3	0	0	0	0	0	0	0	0	0	0	0	0	0	0	0	0	0	0.0	
Nathaniel Kallen	D	3	0	0	0	-2	2	0	0	0	0	0	0	0	0	0	0	0	7	0.0	
Dallas Rossiter	D	8	0	0	0	-1	9	0	0	0	0	0	0	0	0	0	0	0	3	0.0	
Tom McCollum	G	11	0	0	0	0	0	0	0	0	0	0	0	0	0	0	0	0	0	0.0	
Mikael Robidoux	F	11	0	0	0	-3	80	0	0	0	0	0	0	0	0	0	0	0	5	0.0	
Francois Brassard	G	14	0	0	0	0	0	0	0	0	0	0	0	0	0	0	0	0	0	0.0	
BENCH		62	2				14													2	

TEAM TOTALS		62	182	312	492	-53	747	39	74	6	4	30	30	6	12	7	3	13	1708	10.6
--------------------	--	-----------	------------	------------	------------	------------	------------	-----------	-----------	----------	----------	-----------	-----------	----------	-----------	----------	----------	-----------	-------------	-------------

GOALIE	GP	MINS	W	L	OTL	SL	SO	EN	GA	GAASOGP	SOW	SA	SVS	SV%
Adam Huska	3	176	1	2	0	0	0	0	6	2.04	0	106	100	0.943
Connor LaCouvee	36	2140	20	13	2	1	3	2	98	2.75	2	1158	1060	0.915
Francois Brassard	14	826	6	6	1	0	0	1	38	2.76	1	413	375	0.908
Tom McCollum	11	599	5	5	0	0	0	3	37	3.71	0	324	287	0.886
TEAM TOTALS	64	3741	32	26	3	1	3	6	179	2.87	3	2001	1822	0.911



Riley Armstrong
Head Coach/Assistant General Manager

Riley Armstrong was named the first head coach in Mariners team history on Feb. 17, 2018 and was promoted to assistant general manager of the team prior to the 2019-20 season. He joined Maine after spending the previous two seasons as an assistant coach with the Wheeling Nailers. Armstrong joined the Nailers in 2016 following the conclusion of a 12-year professional career. He signed with the San Jose Sharks in 2004 and played five seasons for the team's American Hockey League affiliates in Cleveland and Worcester, making several trips to Portland as a visiting AHL player. He appeared in two NHL games for San Jose during the 2008-09 season before signing with the Calgary Flames as a free agent in 2009 and spending another season in the AHL. Over the next five years, Armstrong made stops in some of Europe's top professional leagues, playing in Russia, Finland, Germany and Sweden. He also had additional stints in the AHL and ECHL during that time before concluding his career with the ECHL's Reading Royals. He played a total of 610 professional games, including 404 in the AHL, 75 in the ECHL and 129 in Europe, and recorded a total of 336 points (156g-180a). Armstrong and his wife Amber are the parents of two children, daughter Peyton and son Ezra.

Coaching Record		Regular Season				Playoffs		
Season	Team	Games	W	L	T	Games	W	L
2018-19	Maine Mariners (ECHL)	72	37	32	3	--	--	--
2019-20	Maine Mariners (ECHL)	62	32	26	4	--	--	--
	ECHL Totals	134	69	58	7	--	--	--

Coaching History

Year	Coach	STD	W	L	T	PTS	Playoffs
2019-20	Riley Armstrong	4-N	32	26	4	68	No Playoffs due to COVID-19
2018-19	Riley Armstrong	6-N	37	32	3	77	Out of Playoffs
2016-17	Rob Murray	6-M	32	30	10	74	Out of Playoffs
2015-16	Rob Murray	5-W	27	38	7	61	Out of Playoffs
2014-15	Rob Murray	5-P	35	30	7	77	Out of Playoffs
2013-14	Rob Murray	1-M	45	19	7	97	Won Kelly Cup
2012-13	Rob Murray	1-M	49	15	8	106	Lost Conference Semifinals
2011-12	Rob Murray	1-M	43	18	11	97	Lost Conference Finals
2010-11	Brent Thompson	1-M	47	22	3	97	Won Kelly Cup
2009-10	Brent Thompson	2-W	36	28	8	80	Lost Conference Quarterfinals
2008-09	Keith McCambridge	1-W	45	24	3	93	Lost Kelly Cup Finals
2007-08	Keith McCambridge	3-W	41	26	5	87	Lost Conference Semifinals
2006-07	Davis Payne	1-W	49	16	7	105	Lost Conference Finals
2005-06	Davis Payne	1-W	53	12	7	113	Won Kelly Cup
2004-05	Davis Payne	1-W	45	19	8	98	Lost Conference Finals
2003-04	Davis Payne	4-P	38	28	6	82	Lost Division Finals

§ - Alaska Aces

2020-21 Schedule

**Team has elected
a Voluntary
Suspension for
2020-21 due to
COVID-19**

2019-20 Results

Oct. 11	Adirondack	2-5	Dec. 13	at Worcester	4-3	Jan. 29	at Adirondack	3-0
Oct. 18	at Worcester	2-3#	Dec. 14	at Worcester	2-3	Jan. 31	at Adirondack	5-2
Oct. 19	at Reading	5-3	Dec. 20	at Adirondack	4-3#	Feb. 1	Adirondack	3-2*
Oct. 20	at Reading	4-5	Dec. 21	at Adirondack	4-3#	Feb. 4	Worcester	4-1
Oct. 23	at Adirondack	2-5	Dec. 26	Adirondack	5-1	Feb. 7	Worcester	2-1
Oct. 25	Newfoundland	5-2	Dec. 27	Reading	0-5	Feb. 8	Brampton	2-3*
Oct. 26	Newfoundland	2-5	Dec. 28	at Worcester	2-0	Feb. 9	Brampton	2-3
Nov. 2	Newfoundland	3-2	Dec. 31	at Reading	3-5	Feb. 11	Brampton	3-2*
Nov. 9	Adirondack	5-1	Jan. 3	Jacksonville	5-3	Feb. 14	at Newfoundland	1-5
Nov. 11	Reading	4-3*	Jan. 4	Jacksonville	2-3	Feb. 15	at Newfoundland	3-1
Nov. 15	Brampton	6-3	Jan. 7	at Reading	1-2	Feb. 18	at Newfoundland	2-1
Nov. 16	Adirondack	0-4	Jan. 10	Newfoundland	2-3	Feb. 19	at Newfoundland	5-2
Nov. 20	at Norfolk	1-6	Jan. 11	Adirondack	2-4	Feb. 22	at Adirondack	2-1
Nov. 22	at Norfolk	6-1	Jan. 12	Newfoundland	0-2	Feb. 23	Newfoundland	1-4
Nov. 23	at Norfolk	2-5	Jan. 14	Worcester	3-2	Feb. 26	at Reading	0-8
Nov. 26	Worcester	5-4*	Jan. 15	at Adirondack	4-1	Feb. 28	at Wheeling	3-2
Nov. 29	Indy	0-6	Jan. 17	at Brampton	6-7*	Mar. 1	South Carolina	4-6
Nov. 30	Newfoundland	2-5	Jan. 18	at Brampton	1-4	Mar. 8	Worcester	2-3*
Dec. 6	at Adirondack	5-4*	Jan. 19	at Brampton	4-0	Mar. 10	Norfolk	2-3
Dec. 7	Adirondack	5-4	Jan. 24	Worcester	8-1			
Dec. 10	Adirondack	3-2*	Jan. 25	at Worcester	1-2			

* - Overtime

- Shootout



Daniel Briere
Vice President of Operations

Daniel Briere was named Mariners' Vice President of Operations in June of 2017, two years after finishing his playing career. The former center played 973 National Hockey League games over 17 seasons with the Phoenix Coyotes, Buffalo Sabres, Philadelphia Flyers, Montreal Canadiens and Colorado Avalanche. He finished just shy of 700 career points and was a two-time All-Star. Briere was known as a clutch playoff performer throughout his career as well. As a 2010 Stanley Cup Finalist with the Flyers, he led the league in postseason scoring, putting up 30 points (12g-18a) in 23 games. He averaged just under a point-per-game in his NHL playoff career with 116 points (53g-63a) in 124 career games in the Stanley Cup Playoffs. The Gatineau, Quebec native now resides in New Jersey with his wife, Misha. Briere also has three sons, all of whom currently play hockey in Juniors or high school.

94 Free Street, Portland, ME 04101

Office (833) 466-2463	Email mariners-info@comcastspectacor.com
Arena Cross Insurance Arena	Capacity 6,733
Rink Dimensions 200 x 85	Team Colors Blue, Green, White
Radio Station Mixlr.com	Broadcaster Michael Keeley

Team Directory

Governor	Paul Holmgren
Vice President of Operations	Daniel Briere
Vice President of Business Operations	Adam Goldberg
Director of Marketing	Natalie Tobey
Director of Sales	Linsey MacDougall
Director of Partnerships	Jordan Place
Media Relations & Broadcast Manager	Michael Keeley
Account Executives	Kevin Murphy and Emily Saunders
Head Coach/Assistant General Manager	Riley Armstrong
Athletic Trainer	Cole Libby
Equipment Manager	Mark Riepe



NEWFOUNDLAND GROWLERS

NHL Affiliate: Toronto Maple Leafs

AHL Affiliate: Toronto Marlies

Year-by-Year Record

Season	GP	Home					Away					Overall					GF	GA	PTS
		W	L	T	OT	SO	W	L	T	OT	SO	W	L	T	OT	SO			
2019-20	60	25	5	0	5-0	0-0	17	12	1	2-0	0-1	42	17	1	7-0	0-1	240	177	85
2018-19	72	24	10	2	1-1	1-1	19	11	6	3-3	2-3	43	21	8	4-4	3-4	258	207	94

T - Includes Overtime and Shootout Losses

Year-by-Year Results

Season	Finished	Result
2020	1st, North	No Playoffs due to COVID-19
2019	1st, North	Won Kelly Cup

All-Time Record vs. Other Clubs

Team	W-L-T	Team	W-L-T	Team	W-L-T	Team	W-L-T
Adirondack	13-5-0	Greenville	0-0-1	Norfolk	0-0-0	Utah	1-2-0
Allen	0-0-0	Idaho	0-0-0	Orlando	2-2-2	Wheeling	0-0-0
Atlanta	3-0-0	Indy	0-0-0	Rapid City	0-0-0	Wichita	0-0-0
Brampton	12-6-1	Jacksonville	2-2-0	Reading	13-10-0	Worcester	13-3-1
Cincinnati	0-0-0	Kalamazoo	0-0-0	South Carolina	1-0-0		
Florida	1-2-0	Kansas City	2-0-0	Toledo	2-0-0		
Fort Wayne	2-0-1	Maine	11-6-2	Tulsa	0-0-0		

Web - NLGrowlers.com

Twitter - [@NLGrowlers](https://twitter.com/NLGrowlers)

Club Records

Players

Most Points, Season	68 Zach O'Brien, 2018-19
Most Points, Game	5 three times, most recent: Marcus Power at Jacksonville, Mar. 1, 2020
Most Goals, Season	31 Scott Pooley, 2018-19
Most Goals, Game	4 Justin Brazeau at Jacksonville, Mar. 1, 2020 Scott Pooley vs. Worcester, Dec. 30, 2019
Most Assists, Season	40 Zach O'Brien, 2018-19
Most Assists, Game	4 four times, most recent: Marcus Power at Jacksonville, Mar. 1, 2020
Most PIM, Season	185 James Melindy, 2018-19
Most PIM, Game	27 James Melindy vs. Manchester, Mar. 27, 2019

Goaltenders

Most Appearances	43 Michael Garteig, 2018-19
Most Minutes	2,534 Michael Garteig, 2018-19
Most Wins	23 Michael Garteig, 2018-19
Most Losses	14 Michael Garteig, 2018-19
Most OT/SO Losses	6 Michael Garteig, 2018-19
Most Shots	1,263 Michael Garteig, 2018-19
Most Saves	1,148 Michael Garteig, 2018-19
Most Shutouts	3 Michael Garteig, 2018-19
Lowest GAA	2.72 Michael Garteig, 2018-19
Best Save Percentage	.909 Michael Garteig, 2018-19

Team

Most Points	94 2018-19
Fewest Points	94 2018-19
Most Wins	43 2018-19
Fewest Wins	43 2018-19
Most Losses	21 2018-19
Fewest Losses	21 2018-19
Most Goals Scored	258 2018-19
Fewest Goals Against	207 2018-19
Most Penalty Minutes	786 2018-19

Longest Winning Streak

Overall	11 Dec. 17 - Jan. 15, 2020
Home	19 Nov. 8, 2019-Feb. 14, 2020
Road	4 Nov. 2-17, 2018

Longest Winless Streak

Overall	5 Mar. 9-17, 2019
Home	3 Feb. 15-19, 2020
Road	3 Apr. 5-7, 2019 Mar. 15-17, 2019

Regular Season Game Attendance Record

6,287 vs. Florida, Oct. 12, 2018

Postseason Game Attendance

6,329 vs. Toledo, June 4, 2019

Regular Season Attendance Record

136,224, 2018-19

Playoff Record vs. Current Teams

	<u>Series</u>	<u>W</u>	<u>L</u>	<u>GP</u>	<u>W</u>	<u>L</u>	<u>GF</u>	<u>GA</u>	<u>Last Mtg</u>	<u>Rnd</u>	<u>Result</u>
Brampton	1	1	0	6	4	2	13	18	2019	DSF	W 4-2
Florida	1	1	0	5	4	1	20	6	2019	CF	W 4-1
Toledo	1	1	0	6	4	2	17	16	2019	Finals	W 4-2

All-Time Playoff Results

<u>Year</u>	<u>Round</u>	<u>Opponent</u>	<u>Result</u>	<u>GF</u>	<u>GA</u>	<u>OT</u>	<u>Year</u>	<u>Round</u>	<u>Opponent</u>	<u>Result</u>	<u>GF</u>	<u>GA</u>	<u>OT</u>
2019	Finals	Toledo	W 4-2	17	16	2-0							
	CF	Florida	W 4-1	20	6	0-0							
	DF	Manchester	W 4-2	20	13	0-1							
	DSF	Brampton	W 4-2	13	18	3-0							

2019-20 Regular Season Statistics

PLAYER	Pos	GP	G	A	PTS	+/-	PIM	PP	PPA	SH	SHA	GW	FG	OT	UA	EN	SOG	SOA	Shots	Sh%
Brady Ferguson	F	57	24	39	63	21	22	8	12	0	0	4	7	0	1	1	0	0	159	15.1
Justin Brazeau	F	57	27	28	55	9	12	9	11	0	0	6	5	0	1	0	0	0	158	17.1
Giorgio Estephan	F	44	18	34	52	7	13	6	14	0	2	4	2	2	0	1	0	0	118	15.3
Marcus Power	F	51	24	26	50	0	18	8	11	0	0	4	1	0	0	0	0	1	117	20.5
Aaron Luchuk	F	45	19	31	50	8	14	5	10	1	0	3	4	0	1	0	0	1	132	14.4
Zach O'Brien	F	41	25	21	46	12	8	9	9	0	0	3	1	2	1	1	0	1	155	16.1
Colt Conrad	F	42	6	32	38	3	30	2	10	0	0	1	1	0	0	0	0	0	67	9.0
Riley Woods	F	43	13	24	37	6	12	2	6	0	1	0	1	0	0	1	0	0	89	14.6
Joseph Duszak	D	34	9	26	35	8	34	2	5	1	0	5	1	2	2	0	0	0	93	9.7
Trey Bradley	F	48	14	20	34	-2	18	5	6	1	0	2	4	0	0	0	0	0	103	13.6
Matt Bradley	F	57	10	24	34	11	80	0	2	0	2	1	1	0	0	1	0	0	112	8.9
Evan Neugold	D	53	9	18	27	20	22	0	0	0	1	1	0	0	1	1	0	0	89	10.1
Garrett Johnston	D	57	3	23	26	18	14	0	8	0	0	0	1	0	0	1	0	0	92	3.3
Trent Bourque	D	9	0	4	4	-2	2	0	0	0	0	0	0	0	0	0	0	0	8	0.0
TOTALS		51	3	21	24	14	42	0	1	0	1	0	1	0	0	0	0	0	52	5.8
Scott Pooley	F	17	16	6	22	14	18	3	2	2	0	3	1	0	2	3	0	0	83	19.3
Michael Kapla	D	35	1	20	21	11	20	0	6	0	1	0	0	0	0	0	0	0	52	1.9
Dylan Vander Esch	F	31	8	9	17	11	11	1	0	0	0	2	1	0	0	1	0	0	46	17.4
Miles Gendron	D	7	2	4	6	7	0	0	0	0	0	0	0	0	0	0	0	0	10	20.0
TOTALS		32	4	11	15	8	17	0	0	0	0	0	0	0	0	0	0	0	31	12.9
Mac Hollowell	D	19	3	10	13	5	21	0	5	0	1	1	0	1	0	2	0	0	37	8.1
Todd Skirving	F	37	4	8	12	0	38	0	0	0	0	1	0	0	0	0	0	0	49	8.2
James Melindy	D	35	1	7	8	4	78	0	1	0	0	0	1	0	0	0	0	0	38	2.6
Sergei Sapego	D	35	0	7	7	4	28	0	0	0	0	0	0	0	0	0	0	0	27	0.0
Robert Powers	D	7	0	2	2	3	0	0	0	0	0	0	0	0	0	0	0	0	7	0.0
TOTALS		42	1	5	6	-3	14	0	0	0	0	1	0	0	0	0	0	0	38	2.6
Tommy Panico	D	39	3	1	4	1	12	0	0	0	0	1	0	0	0	0	0	0	34	8.8
Kyle Froese	D	20	0	4	4	15	10	0	0	0	0	0	0	0	0	0	0	0	16	0.0
Reid Jackman	F	6	0	2	2	0	0	0	0	0	0	0	0	0	0	0	0	0	4	0.0
Alec Baer	F	7	1	0	1	-3	0	0	0	0	0	0	0	0	0	0	0	0	12	8.3
Mark Tremaine	F	5	0	1	1	1	0	0	0	0	0	0	0	0	0	0	0	0	11	0.0
Derian Hamilton	D	2	0	0	0	-2	0	0	0	0	0	0	0	0	0	0	0	0	1	0.0
TOTALS		10	0	1	1	-3	0	0	0	0	0	0	0	0	0	0	0	0	5	0.0
Parker Gahagen	G	15	0	1	1	0	0	0	0	0	0	0	0	0	0	0	0	0	0	0.0
Phil Johansson	D	2	0	0	0	0	0	0	0	0	0	0	0	0	0	0	0	0	2	0.0
Anthony McVeigh	F	2	0	0	0	1	0	0	0	0	0	0	0	0	0	0	0	0	1	0.0
Meirs Moore	D	2	0	0	0	-1	0	0	0	0	0	0	0	0	0	0	0	0	2	0.0
Daniel Perez	F	2	0	0	0	0	2	0	0	0	0	0	0	0	0	0	0	0	0	0.0
Alex Gudbranson	D	3	0	0	0	1	2	0	0	0	0	0	0	0	0	0	0	0	3	0.0
Patrick Munson	G	3	0	0	0	0	0	0	0	0	0	0	0	0	0	0	0	0	0	0.0
Mike Crocock	D	7	0	0	0	-4	8	0	0	0	0	0	0	0	0	0	0	0	5	0.0
Angus Redmond	G	20	0	0	0	0	0	0	0	0	0	0	0	0	0	0	0	0	0	0.0
Maksim Zhukov	G	26	0	0	0	0	0	0	0	0	0	0	0	0	0	0	0	0	0	0.0
BENCH		60	0				20												0	
TEAM TOTALS		60	240	432	672	187	567	60	118	5	8	42	32	7	9	13	0	3	1932	12.4

GOALIE	GP	MINS	W	L	OTL	SL	SO	EN	GA	GAASOGP	SOW	SA	SVS	SV%
Parker Gahagen	15	862	10	4	0	0	2	4	26	1.81	0	424	398	0.939
Angus Redmond	20	1129	16	2	0	0	0	1	48	2.55	0	517	469	0.907
Patrick Munson	3	181	2	1	0	0	0	1	10	3.31	0	104	94	0.904
Maksim Zhukov	26	1425	14	10	0	1	1	3	83	3.50	1	642	559	0.871
TEAM TOTALS	64	3597	42	17	0	1	3	9	167	2.79	1	1687	1520	0.901



John Snowden
Head Coach

John Snowden enters his third season as part of the Growlers' coaching staff. After starting the 2018-19 season as the club's assistant coach, he assumed head coaching duties on Jan. 24, 2019 after Ryane Clowe stepped down due to medical reasons. Snowden led the club to a 16-10-6 record over the final 32 games of the regular season, and to the North Division title in the team's first season of existence. The Growlers became the first team to win the ECHL championship in its inaugural season since Greensboro in 1990. Snowden joined the Growlers as an assistant coach prior to the 2018-19 season after serving in the same role for the Orlando Solar Bears in the previous three seasons. Prior to joining the Growlers, Snowden served as the assistant coach for the Orlando Solar Bears for the previous three seasons. Prior to joining the coaching ranks, Snowden enjoyed an 11-year professional playing career which included stops in the Central Hockey League, International Hockey League, ECHL and American Hockey League, as well as time in Germany. Snowden lives in St. John's with his wife Janelle and children Keegan, Aiden and Rowan.

Coaching Record Season	Team	Regular Season				Playoffs		
		Games	W	L	T	Games	W	L
2018-19	Newfoundland Growlers (ECHL)	32	16	10	6	23	16	7
2019-20	Newfoundland Growlers (ECHL)	60	42	17	1	--	--	--
	ECHL Totals	92	58	27	7	23	16	7

Coaching History

Year	Coach	STD	W	L	T	PTS	Playoffs
2019-20	John Snowden	1-N	42	17	1	85	No Playoffs due to COVID-19
2018-19	John Snowden	1-N	16	10	6	38	Won Kelly Cup
	Ryane Clowe		27	11	2	56	

2020-21 Schedule

**Team has elected
a Voluntary
Suspension for
2020-21 due to
COVID-19**

2019-20 Results

Oct. 11	Reading	5-6	Nov. 30	at Maine	5-2	Jan. 25	at Reading	3-1
Oct. 12	Reading	3-2*	Dec. 3	Reading	5-4*	Jan. 26	at Brampton	6-7#
Oct. 15	Reading	7-3	Dec. 4	Reading	6-4	Jan. 31	Brampton	5-0
Oct. 18	Brampton	5-2	Dec. 6	Worcester	7-5	Feb. 1	Brampton	6-1
Oct. 19	Brampton	5-7	Dec. 7	Worcester	3-2	Feb. 7	at Adirondack	7-4
Oct. 25	at Maine	2-5	Dec. 11	at Utah	4-3*	Feb. 8	at Adirondack	4-2
Oct. 26	at Maine	5-2	Dec. 13	at Utah	0-4	Feb. 9	at Worcester	4-2
Oct. 31	at Reading	4-5	Dec. 14	at Utah	2-3	Feb. 14	Maine	5-1
Nov. 1	at Worcester	5-2	Dec. 17	Adirondack	5-3	Feb. 15	Maine	1-3
Nov. 2	at Maine	2-3	Dec. 18	Adirondack	5-3	Feb. 18	Maine	1-2
Nov. 8	Atlanta	5-3	Dec. 30	Worcester	6-3	Feb. 19	Maine	2-5
Nov. 9	Atlanta	6-3	Dec. 31	Worcester	4-3*	Feb. 21	at Reading	3-4
Nov. 15	Toledo	4-3	Jan. 3	Adirondack	3-2*	Feb. 23	at Maine	4-1
Nov. 16	Toledo	2-0	Jan. 4	Adirondack	3-2*	Feb. 28	at Florida	0-3
Nov. 20	at Adirondack	3-2	Jan. 10	at Maine	3-2	Feb. 29	at Orlando	1-5
Nov. 22	at Reading	3-5	Jan. 11	at Worcesster	5-3	Mar. 1	at Jacksonville	9-1
Nov. 23	at Reading	4-3*	Jan. 12	at Maine	2-0	Mar. 4	Adirondack	4-3
Nov. 24	at Reading	2-7	Jan. 14	Kansas City	4-1	Mar. 6	Adirondack	5-2
Nov. 27	at Worcester	4-1	Jan. 15	Kansas City	7-1	Mar. 7	Adirondack	6-3
Nov. 29	at Worcester	4-6	Jan. 24	at Reading	1-4	Mar. 10	at Brampton	4-3

* - Overtime

- Shootout

+ - Kelly Cup Playoffs



Glenn Stanford
President/CEO

Glenn Stanford, 63, is in his third season as President and CEO of the Newfoundland Growlers. Previous to this role, he successfully led the AHL's St. John's IceCaps for six seasons as Chief Operating Officer and Governor. Glenn has an extensive background in sports management, marketing and national entertainment events, and possesses over two decades of experience in the sports and entertainment industry. Before joining the IceCaps, Stanford was President of the Hamilton Bulldogs, AHL affiliate of the Montreal Canadiens from 2006-11 and also spent two year as president of both the ECHL's Idaho Steelheads, as well as the building that the team played in, Qwest Arena. Prior to moving south of the border, Stanford served as General Manager of St. John's Sports and Entertainment Ltd., and Vice President of the American Hockey League's St. John's Maple Leafs, a position he held for the duration of the team's 14-season stay in the Newfoundland capital from 1991-2005. In these roles, Stanford oversaw day-to-day operations of the St. John's Maple Leafs, Mile One Stadium and the St. John's Convention Centre, while also establishing the Maple Leafs Foundation, which raised more than \$1,500,000 for charities in Newfoundland and Labrador. During his tenure with St. John's, Stanford helped build the Maple Leafs into what many considered one of the model franchises in all of minor professional sports. Stanford has also received numerous awards and professional honours. The St. John's, Newfoundland native is a four-time American Hockey League award winner. In 2004-05, Stanford was recognized with the AHL's Thomas Ebright Award, which is presented annually to an individual deemed to have made outstanding career contributions to the American Hockey League. In 2001-02, Stanford was presented with the James C. Hendy Memorial Award, which is presented yearly to the executive who has made the most outstanding contribution to the AHL and won the top executive award again in 2011-12. In 1996-97, Stanford won the Ken McKenzie Award, which is given to the individual who accomplished the most in promoting his or her AHL team that season. In addition, Stanford was named Canadian Special Olympics Sports Celebrities Festival National Volunteer of the Year in 2004, was selected as one of the Top 50 Chief Executive Officers in Atlantic Canada in 2004, and was awarded the prestigious Queen's Golden Jubilee Medal for significant contributions to Canada in 2002 and the Queens Diamond Jubilee Medal in 2012. Stanford has two daughters, Jessica, 34 and Melissa, 31 and resides in St. John's with his wife, Debbie.

187 Kenmount Road, St. John's, NL, A1B 3P9

.....	Emailkenny@nlgrowlers.com
ArenaMile One Centre	Capacity6,287
Rink Dimensions200 x 85	Team Colors . . .Regiment Gold, Sable Chief Black, Iceberg White
Radio Stationmixlr.com/nlgrowlers	BroadcasterChris Ballard

Team Directory

Owner	Dean MacDonald
President/CEO	Glenn Stanford
Senior Vice President/Alternate Governor	Trevor Murphy
Manager, Communications and Digital Media	Ken O'Leary
Head Coach	John Snowden
Assistant Coach	Darryl Williams



NORFOLK ADMIRALS

NHL Affiliate: Independent

AHL Affiliate: Independent

Year-by-Year Record

Season	GP	Home					Away					Overall					GF	GA	PTS
		W	L	T	OT	SO	W	L	T	OT	SO	W	L	T	OT	SO			
2019-20	60	8	19	4	2-4	0-0	6	19	4	0-4	0-0	14	38	8	2-8	0-0	149	248	36
2018-19	72	19	19	4	1-2	0-2	14	17	5	2-4	0-1	27	36	9	3-6	0-3	218	278	63
2017-18	72	15	17	4	503	0-1	11	22	3	1-3	2-0	26	39	7	6-6	2-1	211	269	59
2016-17	72	14	17	5	2-5	3-0	12	23	1	2-1	2-0	26	40	6	4-6	5-0	214	271	58
2015-16	72	19	15	2	3-1	3-1	11	22	3	2-3	1-0	30	37	5	5-4	4-1	201	232	65
2014-15	72	13	19	4	1-1	3-3	13	19	4	2-2	2-2	26	38	8	3-3	505	202	265	60
2013-14	72	20	13	3	2-1	1-2	16	17	3	0-1	2-2	36	30	6	2-2	3-4	197	202	78
2012-13	72	14	20	2	0-0	6-2	8	24	4	1-2	2-2	22	44	8	1-2	8-4	171	247	50
2011-12	72	11	20	5	1-3	1-2	13	21	2	2-3	0-6	24	41	7	2-3	3-8	199	241	55
2010-11	72	26	9	1	1-1	3-0	15	18	3	0-1	1-2	41	27	4	1-2	4-2	222	210	86
2009-10	72	25	11	0	4-0	3-0	13	18	5	3-4	1-1	38	29	5	7-4	4-1	232	243	81
2008-09	72	17	15	4	1-0	1-4	16	16	4	1-3	1-1	33	31	8	2-3	2-5	246	263	74
2007-08	72	13	17	6	1-0	1-6	13	20	3	1-2	3-1	26	37	9	2-2	4-7	230	280	61
2006-07	72	21	12	3	2-1	3-2	20	7	9	3-2	2-7	41	19	12	5-3	5-9	270	236	94
2005-06	72	24	9	3	3-2	6-1	16	17	3	3-0	3-3	40	26	6	6-2	9-4	221	222	86
2004-05	72	21	11	4	1-3	1-1	19	11	6	2-2	3-4	40	22	10	3-5	4-5	232	205	90
2003-04	72	14	17	5	0-1	0-4	11	21	4	1-2	1-2	25	38	9	1-3	1-6	201	236	59

T - Includes Overtime and Shootout Losses

S - Bakersfield Condors

Year-by-Year Results

Season	Finished	Result	Season	Finished	Result
2020	7th, South	No Playoffs due to COVID-19	2011S	1st, Pacific	Lost Conference Quarterfinals
2019	6th, South	Out of Playoffs	2010S	1st, Pacific	Lost Conference Semifinals
2018	6th, South	Out of Playoffs	2009S	3rd, Pacific	Lost Division Semifinals
2017	7th, South	Out of Playoffs	2008S	3rd, Pacific	Lost Conference Quarterfinals
2016	5th, East	Out of Playoffs	2007S	2nd, Pacific	Lost Conference Semifinals
2015S	6th, Pacific	Out of Playoffs	2006S	2nd, Pacific	Lost Division Finals
2014S	2nd, Pacific	Lost Conference Finals	2005S	4th, West	Lost Division Semifinals
2013S	5th, Pacific	Out of Playoffs	2004S	5th, Pacific	Out of Playoffs
2012S	4th, Pacific	Out of Playoffs			

S - Bakersfield Condors

All-Time Record vs. Other Clubs

Team	W-L-T	Team	W-L-T	Team	W-L-T	Team	W-L-T
Adirondack	7-16-3	Greenville	19-14-4	Newfoundland	0-0-0	Utah	1-0-0
Allen	0-1-1	Idaho	2-6-0	Orlando	13-12-3	Wheeling	6-11-2
Atlanta	10-12-6	Indy	0-0-0	Rapid City	0-0-0	Wichita	0-1-0
Brampton	1-4-1	Jacksonville	9-12-4	Reading	7-23-1	Worcester	0-1-0
Cincinnati	2-1-0	Kalamazoo	2-5-0	South Carolina	17-19-4		
Florida	5-14-0	Kansas City	0-0-0	Toledo	1-2-2		
Fort Wayne	0-1-0	Maine	3-3-1	Tulsa	0-0-0		

Web - NorfolkAdmirals.comTwitter - [@NorfolkAdmirals](https://twitter.com/NorfolkAdmirals)

Club Records

Players

Most Points, Season	82	Dave Bonk, 2008-09
Most Points, Game	6	John Dunbar at Manchester, Mar. 12, 2017
Most Goals, Season	39	Mark Derlago, 2007-08
Most Goals, Game	4	Chase Schaber at Las Vegas, Apr. 1, 2014 Mark Derlago vs. Victoria, Feb. 5, 2008
Most Assists, Season	51	Dave Bonk, 2008-09
Most Assists, Game	6	John Dunbar at Manchester, Mar. 12, 2017
Most PIM, Season	358	Jon Mirasty, 2003-04
Most PIM, Game	40	Erick Lizon at Alaska, Jan. 28, 2011

Goaltenders

Most Appearances	57	Timo Pielmeier, 2009-10
Most Minutes	3,251	Timo Pielmeier, 2009-10
Most Wins	30	Ryan Munce, 2005-06
Most Losses	25	Brian Stewart, 2012-13
Most OT/SO Losses	8	Jamie Hodson, 2006-07
Most Shots	1,855	Ryan Munce, 2005-06
Most Saves	1,705	Ryan Munce, 2005-06
Most Shutouts	6	Laurent Brossoit, 2013-14
Lowest GAA	2.14	Laurent Brossoit, 2013-14
Best Save Percentage	.929	Brian Stewart, 2010-11

Team

Most Points	94	2006-07
Fewest Points	50	2012-13
Most Wins	41	2010-11 2006-07
Fewest Wins	22	2012-13
Most Losses	44	2012-13
Fewest Losses	19	2006-07
Most Goals Scored	270	2006-07
Fewest Goals Against	202	2013-14
Most Penalty Minutes	1,814	2005-06

Longest Winning Streak

Overall	11	Mar. 4-26, 2011
Home	11	Feb. 25-Mar. 26, 2011
Road	7	Mar. 4-27, 2007

Longest Winless Streak

Overall	12	Nov. 11-Dec. 10, 2011
Home	9	Oct. 24-Dec. 30, 2007
Road	8	Dec. 5, 2012-Jan. 5, 2013

Regular Season Game Attendance Record

8,929 vs. Idaho, Nov. 29, 2008

Postseason Game Attendance Record

7,219 vs. Fresno, Apr. 13, 2007

Regular Season Attendance Record

210,531, 2006-07

Playoff Record vs. Current Teams

All-Time Playoff Results

<u>Year</u>	<u>Round</u>	<u>Opponent</u>	<u>Result</u>	<u>GF</u>	<u>GA</u>	<u>OT</u>	<u>Year</u>	<u>Round</u>	<u>Opponent</u>	<u>Result</u>	<u>GF</u>	<u>GA</u>	<u>OT</u>
2014	CF	Alaska	L 2-4	11	20	1-0	2008	CQF	Victoria	L 2-4	18	22	1-2
	CSF	Stockton	W 4-1	14	12	0-0	2007	CSF	Alaska	L 0-4	3	13	0-1
	CQF	Utah	W 4-1	14	7	2-0		CQF	Fresno	W 4-2	24	22	0-0
2011	CQF	Victoria	L 1-3	9	11	0-1	2006	DF	Fresno	L 3-4	21	23	1-1
2010	CSF	Stockton	L 1-4	14	20	0-2		DSF	Long Beach	W 4-3	27	24	0-1
	CQF	Victoria	W 3-2	15	14	0-0	2005	DSF	Alaska	L 2-3	12	19	1-0
2009	DSF	Las Vegas	L 3-4	16	25	2-0							



Rod Taylor **Head Coach**

ECHL Hall of Famer Rod Taylor enters his second season as head coach of the Admirals after being named to the position on June 25, 2019. At the time of his retirement following the 2002-03 season, he was the ECHL's all-time leader in goals (368), points (689) and games (678) and remains second in goals and points while ranking seventh in games. Taylor is tied for first all-time with eight 30-goal seasons and six consecutive 30-goal seasons. He played all but 19 of his professional games in the ECHL and helped Hampton Roads win the Riley Cup as a rookie in 1992, scoring a league record-tying 16 goals in 14 games, and the Kelly Cup in 1998. He is third in career postseason goals (39) and tied for 15th in postseason games (78). Taylor was part of the second induction class into the ECHL Hall of Fame in 2009. A native of Lake Orion, Michigan, Taylor, spent the past five seasons at the helm of the Hampton Roads Jr. Whalers USPHL Premier team, leading the club to the USPHL National Championship in 2016, 2018 and 2019.

Coaching Record		Regular Season				Playoffs		
Season	Team	Games	W	L	T	Games	W	L
2019-20	Norfolk Admirals (ECHL)	60	14	38	8	--	--	--
	ECHL Totals	60	14	38	8	--	--	--

Coaching History

Year	Coach	STD	W	L	T	PTS	Playoffs
2019-20	Rod Taylor	7-S	14	38	8	36	No Playoffs due to COVID-19
2018-19	Robbie Ftorek	6-S	27	36	9	63	Out of Playoffs
2017-18	Robbie Ftorek	6-S	26	39	7	59	Out of Playoffs
2016-17	Robbie Ftorek	7-S	24	29	2	50	Out of Playoffs
	Rod Aldoff		2	11	4	8	
2015-16	Eric Veilleux	5-E	30	37	5	65	Out of Playoffs
2014-15\$	J.F. Houle	6-P	26	38	8	60	Out of Playoffs
2013-14\$	Troy Mann	2-P	36	30	6	78	Lost Conference Finals
2012-13\$	Matt O'Dette	5-P	22	44	8	50	Out of Playoffs
2011-12\$	Matt O'Dette	4-P	24	41	7	55	Out of Playoffs
2010-11\$	Marty Raymond	1-P	41	27	4	86	Lost Conference Quarterfinals
2009-10\$	Marty Raymond	1-P	38	29	5	81	Lost Conference Semifinals
2008-09\$	Marty Raymond	3-P	33	31	8	74	Lost Division Semifinals
2007-08\$	Marty Raymond	3-P	26	37	9	61	Lost Conference Quarterfinals
2006-07\$	Marty Raymond	2-P	41	19	12	94	Lost Conference Semifinals
2005-06\$	Marty Raymond	2-P	40	26	6	86	Lost Division Finals
2004-05\$	Marty Raymond	4-W	40	22	10	90	Lost Division Semifinals
2003-04\$	Marty Raymond	5-P	6	9	2	14	Out of Playoffs
	Paul Kelly		19	29	7	45	

\$ - Bakersfield Condors

2020-21 Schedule

***Team has elected
a Voluntary
Suspension for
2020-21 due to
COVID-19***

2019-20 Results

Oct. 11	Florida	3-4	Nov. 27	at Atlanta	2-4	Jan. 18	at Greenville	2-4
Oct. 12	Florida	2-5	Nov. 29	Jacksonville	5-4*	Jan. 24	South Carolina	1-4
Oct. 18	at Orlando	3-2	Nov. 30	Jacksonville	0-3	Jan. 25	South Carolina	0-3
Oct. 19	at Florida	2-4	Dec. 6	Greenville	4-1	Jan. 29	at Wheeling	1-2
Oct. 23	South Carolina	5-2	Dec. 7	Greenville	2-3	Jan. 31	at South Carolina	8-6
Oct. 25	South Carolina	3-4*	Dec. 13	South Carolina	5-4*	Feb. 1	at Atlanta	0-7
Oct. 26	South Carolina	0-3	Dec. 14	Atlanta	3-2	Feb. 7	Jacksonville	1-5
Oct. 30	Reading	1-2	Dec. 18	Idaho	0-2	Feb. 8	Jacksonville	3-7
Nov. 2	at Reading	2-3	Dec. 20	Idaho	2-3	Feb. 12	South Carolina	1-9
Nov. 6	at Wichita	2-6	Dec. 21	Idaho	1-4	Feb. 14	at Orlando	0-4
Nov. 8	at Allen	0-5	Dec. 27	at Greenville	8-5	Feb. 15	at Orlando	4-5*
Nov. 9	at Allen	2-3*	Dec. 28	at Greenville	2-4	Feb. 22	at Florida	5-1
Nov. 13	Greenville	3-4*	Dec. 31	at Wheeling	1-6	Feb. 23	at Orlando	1-5
Nov. 15	Greenville	1-8	Jan. 2	at Greenville	0-3	Feb. 26	at Jacksonville	6-9
Nov. 16	at South Carolina	2-6	Jan. 3	at Greenville	3-5	Feb. 28	at Jacksonville	1-2*
Nov. 17	at South Carolina	2-5	Jan. 4	at Atlanta	2-3*	Feb. 29	at Atlanta	0-5
Nov. 20	Maine	6-1	Jan. 10	Orlando	0-5	Mar. 4	Brampton	3-7
Nov. 22	Maine	1-6	Jan. 11	Orlando	6-3	Mar. 6	Brampton	2-5
Nov. 23	Maine	5-2	Jan. 15	Greenville	5-6*	Mar. 7	Brampton	4-5*
Nov. 26	at Orlando	4-2	Jan. 17	at Greenville	3-4	Mar. 10	at Maine	3-2

* - Overtime

- Shootout



Patrick Cavanagh
President

Patrick Cavanagh enters his second season as the Owner of the Norfolk Admirals. In 1989, Cavanagh began his professional hockey career at the age of 19, which was followed by an ECHL championship in 1991 playing for the Hampton Roads Admirals. He was nominated into the Professional Hockey Players Association’s Executive Committee by his peers, which led to the ECHL’s initial Central Bargaining Agreement (CBA). Always an advocate for the grassroots of youth hockey development in the United States, Cavanagh founded the Cavanagh’s Developmental Hockey Program (CDHP) in 1990. The program operated in over 30 states and provinces in North America, reaching unprecedented success. That success was due in part to the “break your comfort zone” development model, which changed the way “hockey schools” were operated. Cavanagh followed that up with the purchase of the previously failed Arc Ice Sports in 2003 and rebranded the building as the Chilled Ponds Ice Sports Complex. The facility received a comprehensive overhaul, which included every aspect of design, operations and functionality. Now a thriving business and global destination, immediate corporate success of Child Ponds led to Cavanagh’s recognition by Inside Business as one of the region’s “Top 40/under 40” in 2003. After the successful launch of the Hampton Roads Whalers youth hockey organization in 2006, Cavanagh was a pioneer in the formation of the Whalers Junior Hockey franchise. Overcoming the restrictive, geographic and competitive obstacles, the Whalers became the first Southeastern junior hockey franchise and provided players with athletic and scholastic opportunities within the sport of hockey that was previously offered only in traditional hockey regions of the United States. His expectation for excellence was immediately realized when the Whalers won the league Championships in their first two seasons and set an unprecedented, operational standard by winning eight League and National Championships in 13 seasons. This achievement led to over 200 university commitments and scores of players being promoted to higher levels of play. Credited with the rapid expansion in junior hockey, the Whalers success has ultimately opened the entire Southeastern region of the United States to the world of junior hockey and has been responsible for the development of many up-and-coming, American-born hockey players. With his recent acquisition of the ECHL’s Norfolk Admirals franchise, Cavanagh continues his tradition of transforming struggling or failed businesses into tremendous successes. The Admirals ownership brings Cavanagh’s career full circle, as he originally came to the Hampton Roads region under the guidance of former legendary Admirals head coach, John Brophy, in 1989.

201 East Brambleton Ave., Norfolk, VA 23510

Office	(757) 640-1212	Email .	admiralsinfo@norfolkadmirals.com
Arena	Norfolk Scope	Capacity	8,700
Rink Dimensions	200 x 85	Team Colors	White, Blue, Gold
Radio Station	Mixlr.com	Broadcaster	Weston DeWitt

Team Directory

President	Patrick Cavanagh
Director of Marketing and Community Relations	Christina Woods
Director of Operations	Brad Jones
Director of Corporate Sales and Merchandise	SeanMichelle Folsom
Group Experience Manager/In-Arena Host	Marco Myers
Group Sales Manager	Charles Colon
Account Executive, Season Ticket Sales	Brandy Marcum
Director of Communications/Broadcaster	Weston DeWitt
Head Coach	Rod Taylor
Assistant Coach/General Manager	Ryan McGinnis
Athletic Trainer	Shawn Fliszar
Equipment Manager	Jim Chesnut



ORLANDO SOLAR BEARS

NHL Affiliate: Tampa Bay Lightning

AHL Affiliate: Syracuse Crunch

Year-by-Year Record

Season	GP	Home					Away					Overall					GF	GA	PTS
		W	L	T	OT	SO	W	L	T	OT	SO	W	L	T	OT	SO			
2019-20	62	17	13	1	3-1	0-0	10	16	5	1-4	0-1	27	29	6	4-4	0-1	170	180	60
2018-19	72	21	13	2	4-1	1-1	20	12	4	4-4	3-0	41	25	6	8-5	4-1	251	238	88
2017-18	72	16	13	7	3-4	2-3	17	17	2	3-2	0-0	33	30	9	6-6	2-3	212	228	75
2016-17	72	19	11	6	0-3	2-3	17	15	4	1-4	1-0	36	26	10	1-7	5-3	260	258	82
2015-16	72	15	18	3	2-1	1-2	18	12	6	4-3	2-3	33	30	9	6-4	3-5	224	232	75
2014-15	72	18	13	5	1-3	3-2	19	12	5	1-3	2-2	37	25	10	2-6	5-4	236	215	84
2013-14	72	24	9	3	2-2	0-1	19	15	2	3-0	4-2	43	24	5	5-2	4-3	225	219	91
2012-13	72	20	11	5	2-1	3-4	8	26	2	2-2	3-0	28	37	7	4-3	6-4	197	253	63

T - Includes Overtime and Shootout Losses

Year-by-Year Results

Season	Finished	Result	Season	Finished	Result
2020	5th, South	No Playoffs due to COVID-19	2016	3rd, South	Out of Playoffs
2019	2nd, South	Lost Division Finals	2015	4th, East	Lost Division Semifinals
2018	3rd, South	Lost Division Finals	2014	2nd, South	Lost Conference Quarterfinals
2017	4th, South	Lost Division Semifinals	2013	5th, South	Out of Playoffs

All-Time Record vs. Other Clubs

Team	W-L-T	Team	W-L-T	Team	W-L-T	Team	W-L-T
Adirondack	2-4-0	Greenville	37-25-8	Newfoundland	4-2-0	Utah	3-1-3
Allen	2-1-1	Idaho	3-2-0	Norfolk	15-9-4	Wheeling	10-3-0
Atlanta	38-30-10	Indy	4-1-1	Rapid City	0-0-0	Wichita	0-0-0
Brampton	9-1-0	Jacksonville	25-5-1	Reading	5-4-1	Worcester	3-2-0
Cincinnati	9-4-1	Kalamazoo	8-5-4	South Carolina	29-42-8		
Florida	40-57-12	Kansas City	2-0-1	Toledo	5-2-1		
Fort Wayne	2-8-1	Maine	0-1-0	Tulsa	1-0-0		

Web - OrlandoSolarBearsHockey.com

Twitter - [@OrlandoHockey](https://twitter.com/OrlandoHockey)

Club Records

Players

Most Points, Season	70 Eric Faille, 2016-17
Most Points, Game	6 Michael Brodzinski at Atlanta, Dec. 21, 2019
Most Goals, Season	35 Joe Perry, 2016-17
Most Goals, Game	4 Mickey Lang vs. S. Carolina, Feb. 11, 2014 Dan Gendur vs. Florida, Dec. 28, 2012
Most Assists, Season	43 Eric Faille, 2016-17
Most Assists, Game	5 Michael Brodzinski at Atlanta, Dec. 21, 2019
Most PIM, Season	207 Mike Monfredo, 2018-19
Most PIM, Game	31 Mark Louis vs. Adirondack, Mar. 20, 2016

Team

Most Points	91 2013-14
Fewest Points	63 2012-13
Most Wins	43 2013-14
Fewest Wins	28 2012-13
Most Losses	37 2012-13
Fewest Losses	24 2013-14
Most Goals Scored	260 2016-17
Fewest Goals Against	215 2014-15
Most Penalty Minutes	1,338 2018-19

Goaltenders

Most Appearances	43 Cal Heeter, 2017-18
Most Minutes	2,368 Cal Heeter, 2017-18
Most Wins	22 Ryan Massa, 2016-17
Most Losses	17 Rob Madore, 2015-16
Most OT/SO Losses	7 Rob Madore, 2015-16
Most Shots	1,375 Ryan Massa, 2016-17
Most Saves	1,254 Ryan Massa, 2016-17
Most Shutouts	5 Garret Sparks, 2014-15
Lowest GAA	2.34 Garret Sparks, 2014-15
Best Save Percentage	.936 Garret Sparks, 2014-15

Longest Winning Streak

Overall	11 Feb. 4-28, 2014
Home	10 Jan. 3-Feb. 28, 2014
Road	7 Feb. 4-Mar. 7, 2014

Longest Winless Streak

Overall	7 Oct. 25-Nov. 9, 2014 Mar. 2-17, 2013
Home	7 Oct. 28-Nov. 12, 2017
Road	11 Jan. 26-Mar. 30, 2013

Regular Season Game Attendance Record

11,318 vs. Jacksonville, Nov. 5, 2019

Postseason Game Attendance

8,243 vs. Florida, April 22, 2017

Regular Season Attendance Record

240,057, 2012-13

Playoff Record vs. Current Teams

	<u>Series</u>	<u>W</u>	<u>L</u>	<u>GP</u>	<u>W</u>	<u>L</u>	<u>GF</u>	<u>GA</u>	<u>Last Mtg</u>	<u>Rnd</u>	<u>Result</u>
Cincinnati	1	0	1	6	2	4	12	17	2014	CQF	L 2-4
Florida	4	0	4	23	7	16	56	81	2019	DF	L 1-4
South Carolina	2	2	0	9	8	1	24	13	2019	DSF	W 4-1

All-Time Playoff Results

<u>Year</u>	<u>Round</u>	<u>Opponent</u>	<u>Result</u>	<u>GF</u>	<u>GA</u>	<u>OT</u>	<u>Year</u>	<u>Round</u>	<u>Opponent</u>	<u>Result</u>	<u>GF</u>	<u>GA</u>	<u>OT</u>
2019	DF	Florida	L 1-4	7	13	1-3	2015	DSF	Florida	L 2-4	16	19	0-1
	DSF	South Carolina	W 4-1	16	10	1-0	2014	CQF	Cincinnati	L 2-4	12	17	1-0
2018	DF	Florida	L 1-4	10	22	0-0							
	DSF	South Carolina	W 4-0	8	3	2-0							
2017	DSF	Florida	L 3-4	23	27	0-1							

2019-20 Regular Season Statistics

PLAYER	Pos	GP	G	A	PTS	+/-	PIM	PP	PPA	SH	SHA	GW	FG	OT	UA	EN	SOG	SOA	Shots	Sh%
Trevor Olson	F	59	20	22	42	8	66	1	4	4	4	1	4	0	2	4	0	0	124	16.1
Taylor Cammarata	F	28	8	9	17	0	6	1	4	0	0	4	2	2	2	0	0	0	48	16.7
TOTALS		51	14	25	39	-4	14	3	8	0	0	5	3	2	2	1	1	1	88	15.9
Tristin Langan	F	45	13	24	37	25	34	3	6	0	4	1	4	1	1	0	0	0	111	11.7
Johno May	F	38	14	15	29	-6	26	5	2	1	0	2	2	0	2	0	0	0	101	13.9
TOTALS		52	18	17	35	-7	36	5	2	1	0	4	2	0	2	0	0	0	124	14.5
Chris LeBlanc	F	52	14	21	35	-4	38	3	9	3	3	2	1	0	3	0	0	0	125	11.2
Michael Brodzinski	D	58	8	27	35	3	36	4	11	1	0	1	1	0	0	1	0	1	148	5.4
Tad Kozun	F	2	1	0	1	0	0	1	0	0	0	0	1	0	0	0	0	0	5	20.0
TOTALS		54	13	13	26	-8	41	2	1	2	1	1	2	0	1	0	0	0	118	11.0
Jake Coughler	F	30	13	9	22	6	11	1	2	1	1	3	3	0	1	0	0	0	73	17.8
Eric Drapluk	D	49	1	18	19	1	24	1	6	0	2	0	0	0	0	0	0	0	113	0.9
TOTALS		62	1	21	22	-5	32	1	6	0	2	0	0	0	0	0	0	0	145	0.7
Cody Donaghey	D	60	4	17	21	-4	69	1	6	0	1	0	0	0	1	1	0	0	150	2.7
Alexey Lipanov	F	37	9	7	16	-13	16	6	4	1	0	2	2	0	0	0	0	0	65	13.8
Peter Abbandonato	F	15	3	10	13	4	4	1	1	0	0	0	0	0	1	0	0	0	37	8.1
Colby McAuley	F	25	3	10	13	-1	41	1	1	1	0	0	0	0	0	0	0	0	52	5.8
Rich Boyd	D	38	8	4	12	-6	41	2	1	0	0	3	1	0	1	1	0	0	76	10.5
Tyler Bird	F	34	5	6	11	-5	18	0	1	0	0	1	3	0	2	0	0	0	91	5.5
Taylor Thompson	F	45	3	8	11	-11	32	0	1	1	0	0	1	0	1	0	0	0	63	4.8
Mikhail Shalagin	F	41	7	3	10	-21	8	1	2	0	0	0	1	0	1	0	0	0	72	9.7
Hunter Fejes	F	15	4	6	10	-3	6	1	2	1	0	1	0	0	1	0	0	0	62	6.5
Dylan Fitze	F	37	4	4	8	-9	54	0	0	1	0	0	0	0	1	0	0	0	99	4.0
Jimmy Huntington	F	12	3	5	8	-1	2	0	1	0	0	0	2	0	0	0	0	1	35	8.6
Blake Kessel	D	22	3	4	7	-3	12	2	1	0	0	1	0	1	0	0	0	0	33	9.1
Kevin Lohan	D	49	1	6	7	12	39	0	0	0	1	1	0	0	0	0	0	0	41	2.4
Ivan Kosorenkov	F	9	4	2	6	-1	6	0	0	0	0	0	0	0	1	0	0	0	19	21.1
Alexander Kuqali	D	26	4	2	6	1	2	0	0	2	0	1	1	0	0	0	0	0	39	10.3
Jimmy Lodge	F	13	3	2	5	-1	10	1	0	0	0	1	0	0	0	0	0	0	28	10.7
Ryan Lohin	F	15	2	3	5	-1	2	0	0	0	0	0	1	0	0	0	0	0	13	15.4
Taylor Doherty	D	17	1	4	5	-5	28	0	1	0	0	0	1	0	1	0	0	0	28	3.6
Brent Pedersen	F	6	1	3	4	1	4	0	0	0	0	0	0	0	0	0	0	0	21	4.8
Mike Monfredo	D	13	1	3	4	-7	33	0	2	0	0	1	0	0	0	0	0	0	11	9.1
Lucas Kohls	F	3	0	0	0	1	4	0	0	0	0	0	0	0	0	0	0	0	2	0.0
TOTALS		7	0	3	3	3	8	0	0	0	0	0	0	0	0	0	0	0	6	0.0
Zane Schartz	D	8	1	1	2	-1	2	0	0	0	0	0	0	0	1	0	0	0	9	11.1
Marcus Crawford	D	20	1	1	2	-9	8	0	1	0	0	0	0	0	0	0	0	0	31	3.2
Jake Jackson	F	2	1	0	1	2	0	0	0	0	0	0	0	0	0	0	0	0	2	50.0
Danny Hanlon	F	9	1	0	1	-5	2	0	0	0	0	0	0	0	0	0	0	0	17	5.9
Jake Marchment	C	11	1	0	1	-5	10	0	0	0	0	1	0	0	1	0	0	0	25	4.0
Marcus Vela	F	3	0	1	1	-1	6	0	0	0	0	0	0	0	0	0	0	0	3	0.0
Oleg Sosunov	D	21	0	1	1	-4	18	0	0	0	0	0	0	0	0	0	0	0	22	0.0
Matt Alvaro	F	1	0	0	0	-1	0	0	0	0	0	0	0	0	0	0	0	0	0	0.0
Guillaume Gauthier	F	1	0	0	0	-1	0	0	0	0	0	0	0	0	0	0	0	0	3	0.0
Callum Hofford	D	1	0	0	0	0	2	0	0	0	0	0	0	0	0	0	0	0	0	0.0
Artem Ivanyuzhenkov	F	1	0	0	0	-2	2	0	0	0	0	0	0	0	0	0	0	0	1	0.0
Pierre-Luc Mercier	F	1	0	0	0	0	0	0	0	0	0	0	0	0	0	0	0	0	2	0.0
Eddie Matsushima	F	2	0	0	0	1	7	0	0	0	0	0	0	0	0	0	0	0	4	0.0
Chase Perry	G	2	0	0	0	0	0	0	0	0	0	0	0	0	0	0	0	0	0	0.0
J.M. Piotrowski	F	3	0	0	0	-2	2	0	0	0	0	0	0	0	0	0	0	0	2	0.0
Matthew Spencer	D	3	0	0	0	-3	5	0	0	0	0	0	0	0	0	0	0	0	3	0.0
Mike Condon	G	4	0	0	0	0	0	0	0	0	0	0	0	0	0	0	0	0	0	0.0
Spencer Martin	G	4	0	0	0	0	0	0	0	0	0	0	0	0	0	0	0	0	0	0.0
Anthony McVeigh	F	2	0	0	0	1	2	0	0	0	0	0	0	0	0	0	0	0	2	0.0
TOTALS		4	0	0	0	2	2	0	0	0	0	0	0	0	0	0	0	0	3	0.0
Bryson Cianfrone	F	6	0	0	0	-1	0	0	0	0	0	0	0	0	0	0	0	0	9	0.0
Jeff Smith	G	4	0	0	0	0	0	0	0	0	0	0	0	0	0	0	0	0	0	0.0
TOTALS		10	0	0	0	0	0	0	0	0	0	0	0	0	0	0	0	0	0	0.0
Patrick Munson	G	2	0	0	0	0	0	0	0	0	0	0	0	0	0	0	0	0	0	0.0
TOTALS		17	0	0	0	0	15	0	0	0	0	0	0	0	0	0	0	0	0	0.0
Zachary Fucale	G	24	0	0	0	0	4	0	0	0	0	0	0	0	0	0	0	0	0	0.0
Clint Windsor	G	30	0	0	0	0	17	0	0	0	0	0	0	0	0	0	0	0	0	0.0
BENCH		62	0				14												0	
TOTALS		62	170	258	428	-71	773	36	69	17	16	27	31	4	24	7	0	2	2020	8.4
GOALIE		GP	MINS	W	L	OTL	SL	SO	EN	GA	GAASOGP	SOW	SA	SVS	SV%					
Zachary Fucale		24	1322	10	8	3	1	4	4	52	2.36	1	0	721	669	0.928				
Clint Windsor		30	1614	15	12	2	0	4	5	66	2.45	0	0	898	832	0.927				
Chase Perry		2	45	0	0	0	0	0	0	2	2.63	0	0	21	19	0.905				
Spencer Martin		4	231	2	2	0	0	0	0	12	3.12	0	0	142	130	0.915				
Jeff Smith		4	188	0	2	0	0	0	1	12	3.84	0	0	88	76	0.864				
TOTALS		10	541	3	5	0	0	0	1	31	3.44	0	0	237	206	0.869				
Patrick Munson		2	95	0	2	0	0	0	0	9	5.66	0	0	56	47	0.839				
TOTALS		17	937	7	8	1	0	0	1	56	3.58	0	0	515	459	0.891				
Mike Condon		4	211	0	3	0	0	0	1	15	4.27	0	0	113	98	0.867				
TEAM TOTALS		70	3706	27	29	5	1	8	11	168	2.72	1	0	2039	1871	0.918				



Drake Berehowsky
Head Coach/General Manager

Drake Berehowsky was named the fourth head coach in Solar Bears history on Nov. 14, 2016, after previously serving as the team's head coach during the inaugural 2012-13 season, in which he guided the club to a 20-11-5 record on home ice. The native of Toronto had been the associate coach of the Ontario Hockey League's Sudbury Wolves since 2015 and from 2013-15 he was head coach of the Western Hockey League's Lethbridge Hurricanes. Prior to his first stint with Orlando, Berehowsky was an assistant coach with the American Hockey League's Peoria Rivermen from 2009-12. Berehowsky enjoyed a 549-game career in the NHL from 1990-2004 with the Toronto Maple Leafs, Pittsburgh Penguins, Edmonton Oilers, Nashville Predators, Vancouver Canucks and Phoenix Coyotes. Known for his rugged play as a defenseman, Berehowsky amassed 149 points (37g-112a) and 848 penalty minutes in the NHL. Berehowsky was a first-round selection (10th overall) of the Maple Leafs in the 1990 NHL Entry Draft. Drake and his wife Lori have six children – Duke, Dawson, Dalton, Dylan, Daniel and Diesel.

Coaching Record		Regular Season				Playoffs		
Season	Team	Games	W	L	T	Games	W	L
2012-13	Orlando Solar Bears (ECHL)	72	28	37	7	--	--	--
2013-14	Lethbridge (WHL)	72	12	55	5	--	--	--
2014-15	Lethbridge (WHL)	29	6	19	4	--	--	--
2016-17	Orlando Solar Bears (ECHL)	61	31	21	9	7	3	4
2017-18	Orlando Solar Bears (ECHL)	72	33	30	9	9	5	4
2018-19	Orlando Solar Bears (ECHL)	72	41	25	6	10	5	5
2019-20	Orlando Solar Bears (ECHL)	62	27	29	6	--	--	--
ECHL Totals		339	160	142	37	26	13	13

Coaching History

Year	Coach	STD	W	L	T	PTS	Playoffs
2019-20	Drake Berehowsky	5-S	27	29	6	60	No Playoffs due to COVID-19
2018-19	Drake Berehowsky	2-S	41	25	6	88	Lost Division Finals
2017-18	Drake Berehowsky	3-S	33	30	9	75	Lost Division Finals
2016-17	Drake Berehowsky	4-S	31	21	9	71	Lost Division Semifinals
	Anthony Noreen		5	5	1	11	
2015-16	Anthony Noreen	3-S	33	30	9	75	Out of Playoffs
2014-15	Vince Williams	4-E	37	25	10	84	Lost Division Semifinals
2013-14	Vince Williams	2-S	43	24	5	91	Lost Conference Quarterfinals
2012-13	Drake Berehowsky	5-S	28	37	7	63	Out of Playoffs

2020-21 Schedule

Sat.	Dec.12	at Florida
Fri.	Dec. 18	at Wheeling
Sat.	Dec. 19	at Wheeling
Tue.	Dec. 29	Jacksonville
Wed.	Dec. 30	at Florida
Sat.	Jan. 2	Florida
Sun.	Jan. 3	Florida
Wed.	Jan. 6	South Carolina
Fri.	Jan. 8	Florida
Sat.	Jan. 9	at Jacksonville

*Remainder of schedule will be
announced at a later date*

2019-20 Results

Oct. 12	South Carolina	2-4	Dec. 7	Atlanta	2-3*	Jan. 31	at Wheeling	2-3
Oct. 18	Norfolk	2-3	Dec. 10	at South Carolina	1-2	Feb. 1	at Wheeling	5-2
Oct. 19	at South Carolina	2-4	Dec. 13	at Greenville	5-1	Feb. 5	at Florida	1-0*
Oct. 25	Florida	4-2	Dec. 14	at Jacksonville	1-0	Feb. 6	South Carolina	0-4
Oct. 26	at Florida	1-2#	Dec. 15	at Greenville	2-6	Feb. 7	South Carolina	1-2
Oct. 29	Jacksonville	6-2	Dec. 18	Kansas City	7-5	Feb. 9	Florida	3-6
Nov. 3	South Carolina	2-8	Dec. 20	at South Carolina	4-6	Feb. 14	Norfolk	4-0
Nov. 5	Jacksonville	2-1	Dec. 21	at Atlanta	8-2	Feb. 15	Norfolk	5-4*
Nov. 6	at Florida	2-3	Dec. 26	Jacksonville	4-0	Feb. 16	Atlanta	5-2
Nov. 8	at Florida	1-2*	Dec. 28	at South Carolina	0-3	Feb. 19	at Florida	3-6
Nov. 13	at Florida	1-5	Jan. 5	Brampton	3-7	Feb. 21	at Atlanta	2-3
Nov. 14	Florida	1-4	Jan. 10	at Norfolk	5-0	Feb. 22	at Jacksonville	0-4
Nov. 16	at Jacksonville	3-0	Jan. 11	at Norfolk	3-6	Feb. 23	Norfolk	5-1
Nov. 20	at Idaho	3-0	Jan. 15	at Atlanta	7-3	Feb. 28	at Atlanta	1-6
Nov. 22	at Utah	1-2*	Jan. 17	at Atlanta	4-5*	Feb. 29	Newfoundland	5-1
Nov. 23	at Utah	1-2*	Jan. 18	at Jacksonville	1-3	Mar. 1	Florida	0-3
Nov. 26	Norfolk	2-4	Jan. 19	at South Carolina	2-1	Mar. 3	Atlanta	3-6
Nov. 30	South Carolina	0-2	Jan. 23	Jacksonville	5-2	Mar. 4	Greenville	2-7
Dec. 2	South Carolina	4-3*	Jan. 25	Greenville	3-0	Mar. 6	at Atlanta	2-3
Dec. 5	Jacksonville	4-3*	Jan. 27	Jacksonville	3-2	Mar. 11	South Carolina	3-1
Dec. 6	Atlanta	3-1	Jan. 29	at Cincinnati	1-2			

* - Overtime

- Shootout



Chris Heller
President

Chris Heller is currently the President of the Orlando Solar Bears. He began his career with the Solar Bears in November of 2011 as the Director of Finance and Legal Services. Heller previously worked as an attorney in Wheeling, W.Va. Heller earned his law degree at the West Virginia University College of Law in May of 2004. Originally hailing from Wheeling, he earned a B.A. in Accounting in 1998 from Bethany College in West Virginia. He previously worked as an accountant in Columbus and Pittsburgh for CroweChizek and PricewaterhouseCoopers from 1998-2001. Chris and his wife Natalie reside in Winter Garden, Fla. with their three children - Sophia, Maddox and Emerson.

8701 Maitland Summit Boulevard, Orlando, FL 32810

Office(407) 951-8200	Emailorlandoprohockey@gmail.com
ArenaAmway Center	Capacity9,049
Rink Dimensions200 x 85	Team ColorsPurple, Teal, Orange
Radio Stationorlandosolarbearshockey.com	BroadcasterJesse Liebman

Team Directory

President	Chris Heller
Head Coach & General Manager	Drake Berehowsky
Assistant Coach	Jared Staal
Vice President of Ticket Operations & Client Services	Christopher Carmichael
Director of Communications & Broadcasting	Jesse Liebman
Event Presentation & Marketing Manager	Caroline Brinson
Office Manager	Nicole Morin
Corporate Partnership Sales Manager	Dylan Tell
Season Ticket Account Executive	Joshua Mizrachi
Ticket Account Executive	Sheyla Junqueira
Graphic Designer	Nicholas Perreault
Athletic Trainer	Mike DeGaetano
Head Equipment Manager	Adam Dexter



RAPID CITY RUSH

NHL Affiliate: Arizona Coyotes

AHL Affiliate: Tucson Roadrunners

Year-by-Year Record

Season	GP	Home					Away					Overall					GF	GA	PTS
		W	L	T	OT	SO	W	L	T	OT	SO	W	L	T	OT	SO			
2019-20	60	19	11	0	4-0	2-0	10	14	6	0-5	1-1	29	25	6	4-5	3-1	181	200	64
2018-19	72	15	18	3	2-1	3-2	15	15	6	3-4	4-2	30	33	9	5-5	7-4	168	225	69
2017-18	72	15	19	2	5-1	1-1	10	22	4	6-3	2-3	25	41	6	6-3	2-3	203	268	56
2016-17	72	11	21	4	1-4	0-0	15	17	4	1-4	1-0	26	38	8	2-8	1-0	215	256	60
2015-16	72	17	16	3	2-1	0-2	13	19	4	1-2	1-2	30	35	7	3-3	1-4	177	210	67
2014-15	72	16	16	4	0-1	2-3	21	12	3	1-1	2-2	37	28	7	1-2	4-5	218	206	81

T - Includes Overtime and Shootout Losses

Year-by-Year Results

Season	Finished	Result
2020	5th, Mountain	No Playoffs due to COVID-19
2019	6th, Mountain	Out of Playoffs
2018	7th, Mountain	Out of Playoffs
2017	7th, Mountain	Out of Playoffs
2016	4th, West	Out of Playoffs
2015	2nd, Central	Lost Division Finals

All-Time Record vs. Other Clubs

Team	W-L-T	Team	W-L-T	Team	W-L-T	Team	W-L-T
Adirondack	0-0-0	Greenville	0-0-0	Newfoundland	0-0-0	Utah	30-21-6
Allen	12-24-8	Idaho	23-34-8	Norfolk	0-0-0	Wheeling	0-3-0
Atlanta	1-2-0	Indy	2-1-0	Orlando	0-0-0	Wichita	17-19-4
Brampton	6-6-0	Jacksonville	0-0-0	Reading	0-2-0	Worcester	0-0-0
Cincinnati	2-5-0	Kalamazoo	0-1-1	South Carolina	2-1-0		
Florida	1-2-0	Kansas City	17-12-0	Toledo	1-2-1		
Fort Wayne	3-6-1	Maine	0-0-0	Tulsa	27-14-1		

Web - RapidCityRush.com

Twitter - [@RapidCityRush](https://twitter.com/RapidCityRush)

Club Records

Players

Most Points, Season	77	Jesse Schultz, 2014-15
Most Points, Game	6	Josh Macdonald vs. Fort Wayne, Mar. 4, 2016
Most Goals, Season	34	Jesse Schultz, 2014-15
Most Goals, Game	4	three times, most recent: Peter Quenneville vs. Cincinnati, Jan. 10, 2020
Most Assists, Season	43	Jesse Schultz, 2014-15
Most Assists, Game	4	Ryan Walters vs. Fort Wayne, Mar. 4, 2016 Jesse Schultz vs. Wichita, Jan. 23, 2015
Most PIM, Season	134	Anthony Collins, 2016-17
Most PIM, Game	27	Garrett Clarke vs. Tulsa, Jan. 2, 2016

Goaltenders

Most Appearances	52	Danny Battochio, 2014-15
Most Minutes	2,818	Danny Battochio, 2014-15
Most Wins	25	Danny Battochio, 2014-15
Most Losses	20	Danny Battochio, 2015-16
Most OT/SO Losses	6	Adam Carlson, 2018-19
Most Shots	1,508	Adam Carlson, 2018-19
Most Saves	1,382	Adam Carlson, 2018-19
Most Shutouts	4	Adam Carlson, 2018-19 Danny Battochio, 2014-15
Lowest GAA	2.47	Danny Battochio, 2014-15
Best Save Percentage	.916	Adam Carlson, 2018-19

Team

Most Points	81	2014-15
Fewest Points	56	2017-18
Most Wins	37	2014-15
Fewest Wins	25	2017-18
Most Losses	41	2017-18
Fewest Losses	28	2014-15
Most Goals Scored	218	2014-15
Fewest Goals Against	206	2014-15
Most Penalty Minutes	1,229	2014-15

Longest Winning Streak

Overall	8	Mar. 13-Apr. 1 2015
Home	9	Oct. 25-Dec. 6, 2019
Road	6	Jan. 30-Feb. 21, 2015

Longest Winless Streak

Overall	10	Dec. 1-22, 2017 Jan. 16-Feb. 6, 2016
Home	7	Dec. 22, 2018-Jan. 16, 2019
Road	8	Jan. 16-Feb. 6, 2016

Regular Season Game Attendance Record

5,119 four times, most recent:
vs. Allen, Feb. 12, 2020

Postseason Game Attendance

3,345 vs. Allen, May 9, 2015

Regular Season Attendance Record

138,826, 2014-15

Playoff Record vs. Current Teams

	<u>Series</u>	<u>W</u>	<u>L</u>	<u>GP</u>	<u>W</u>	<u>L</u>	<u>GF</u>	<u>GA</u>	<u>Last Mtg</u>	<u>Rnd</u>	<u>Result</u>
Allen	1	0	1	6	2	4	19	29	2015	DF	L 2-4

All-Time Playoff Results

<u>Year</u>	<u>Round</u>	<u>Opponent</u>	<u>Result</u>	<u>GF</u>	<u>GA</u>	<u>OT</u>	<u>Year</u>	<u>Round</u>	<u>Opponent</u>	<u>Result</u>	<u>GF</u>	<u>GA</u>	<u>OT</u>
2015	DF	Allen	L 2-4	19	29	0-0							
	DSF	Quad City	W 4-3	13	15	1-0							

2019-20 Regular Season Statistics

PLAYER	Pos	GP	G	A	PTS	+/-	PIM	PP	PPA	SH	SHA	GW	FG	OT	UA	EN	SOG	SOA	Shots	Sh%
Peter Quenneville	F	51	24	34	58	-1	24	8	16	1	0	5	1	1	1	0	2	4	191	12.6
Brennan Saulnier	F	51	22	22	44	-4	118	4	4	3	0	2	5	0	3	2	0	2	99	22.2
Tyler Coulter	F	47	24	15	39	-14	57	11	5	1	2	3	5	1	1	0	2	3	121	19.8
Keeghan Howdeshell	F	47	13	24	37	-15	8	6	9	0	0	1	3	0	0	1	0	1	101	12.9
Stephane Legault	F	52	11	19	30	4	17	0	6	1	0	2	4	0	0	1	0	0	111	9.9
Giovanni Fiore	F	24	12	17	29	0	36	5	8	1	0	3	2	0	2	1	0	2	101	11.9
Dante Salituro	F	8	0	2	2	-1	6	0	0	0	1	0	0	0	0	0	0	1	9	0.0
TOTALS		43	8	15	23	-4	30	1	1	0	2	1	1	1	1	3	0	1	90	8.9
Ryker Killins	D	47	5	16	21	-31	55	2	6	0	0	2	0	1	1	0	0	0	102	4.9
Tyler Poulsen	LW	46	10	10	20	-12	23	1	4	0	0	0	2	0	0	0	0	1	112	8.9
Myles McGurty	D	49	1	18	19	-3	32	0	4	0	0	1	1	0	0	0	0	0	60	1.7
Charles-David Beaudoin	D	9	2	9	11	5	2	1	2	0	1	0	1	0	0	0	0	0	18	11.1
TOTALS		29	4	14	18	-4	10	2	3	0	1	1	2	0	0	0	0	0	60	6.7
Eric Israel	D	52	1	16	17	-11	50	0	6	0	0	0	0	0	0	0	0	0	87	1.1
Darian Romanko	F	29	7	9	16	-5	24	0	1	1	1	2	4	1	2	0	0	0	61	11.5
Tanner Karty	F	32	6	10	16	-5	42	1	0	0	0	0	0	0	1	1	0	0	52	11.5
Bo Brauer	F	1	0	0	0	-2	0	0	0	0	0	0	0	0	0	0	0	0	0	0.0
TOTALS		52	6	10	16	-8	19	1	0	0	0	0	0	0	0	0	0	0	80	7.5
Dexter Dances	F	36	5	10	15	-12	73	0	0	0	0	0	1	0	0	0	0	1	37	13.5
Trey Phillips	D	28	4	11	15	1	6	1	4	0	0	0	0	0	0	0	0	1	43	9.3
Jalen Smereck	D	13	3	11	14	-4	20	2	7	0	0	0	0	0	0	0	0	0	38	7.9
Cedric Montminy	F	26	6	6	12	-1	46	1	2	0	0	1	1	0	0	0	1	1	50	12.0
Matteo Gennaro	F	14	5	6	11	-3	20	0	2	0	0	0	0	0	1	1	0	0	30	16.7
Mark Auk	D	1	0	1	1	-1	0	0	1	0	0	0	0	0	0	0	0	0	3	0.0
TOTALS		31	3	8	11	4	16	0	2	0	0	1	0	0	1	0	1	1	48	6.3
Chris Leibinger	D	39	2	9	11	-6	28	0	2	0	0	1	1	0	0	0	0	0	51	3.9
Dane Birks	D	52	3	7	10	1	70	0	2	0	0	2	1	0	0	0	0	0	40	7.5
Brett Beauvais	D	2	0	0	0	1	0	0	0	0	0	0	0	0	0	0	0	0	3	0.0
TOTALS		34	2	7	9	-6	12	0	0	0	0	0	0	0	0	0	0	0	56	3.6
Brandon Fehd	D	38	0	8	8	3	22	0	0	0	0	0	0	0	0	0	0	0	25	0.0
Matt Ustaski	F	5	0	2	2	-1	0	0	0	0	0	0	0	0	0	0	0	0	8	0.0
TOTALS		15	1	6	7	0	0	1	0	0	1	0	0	0	0	0	0	0	25	4.0
Alex Rauter	F	18	4	2	6	-3	8	2	0	0	0	0	2	0	0	0	0	1	36	11.1
Josh Elmes	D	53	0	5	5	-1	68	0	1	0	0	0	0	0	0	0	0	0	46	0.0
Kelly Klima	F	3	4	0	4	1	2	2	0	0	0	1	1	0	0	0	0	1	15	26.7
Gage Torrel	F	20	3	0	3	-9	6	2	0	0	0	0	1	0	0	0	0	0	26	11.5
Chris Izmirlan	F	6	1	1	2	0	2	0	1	0	0	0	0	0	0	1	0	0	14	7.1
Richard Coyne	D	13	0	2	2	-4	6	0	0	0	0	0	0	0	0	0	0	0	6	0.0
Beau McCue	F	11	0	2	2	0	8	0	0	0	0	0	0	0	0	0	0	0	7	0.0
TOTALS		17	0	2	2	-1	8	0	0	0	0	0	0	0	0	0	0	0	14	0.0
Kevin Hancock	F	1	0	1	1	0	0	0	0	0	0	0	0	0	0	0	0	0	2	0.0
Garrett Milan	F	7	0	1	1	0	4	0	0	0	0	0	0	0	0	0	0	0	4	0.0
Tyler Parks	G	25	0	1	1	0	0	0	0	0	0	0	0	0	0	0	0	0	0	0.0
Joe Rutkowski	D	2	0	0	0	-2	0	0	0	0	0	0	0	0	0	0	0	0	3	0.0
Erik Källgren	G	3	0	0	0	0	0	0	0	0	0	0	0	0	0	0	0	0	0	0.0
Ivan Prosvetov	G	5	0	0	0	0	0	0	0	0	0	0	0	0	0	0	0	0	0	0.0
Merrick Madsen	G	6	0	0	0	0	0	0	0	0	0	0	0	0	0	0	0	0	0	0.0
Alex Sakellaropoulos	G	12	0	0	0	0	2	0	0	0	0	0	0	0	0	0	0	0	0	0.0
Gordon Defiel	G	13	0	0	0	0	0	0	0	0	0	0	0	0	0	0	0	0	0	0.0
TOTALS		15	0	0	0	0	0	0	0	0	0	0	0	0	0	0	0	0	0	0.0
Taylor Crunk	F	23	0	0	0	-4	57	0	0	0	0	0	0	0	0	0	0	0	12	0.0
BENCH		60	3				32												3	

TEAM TOTALS	60	181	307	485	-139	974	49	93	8	5	26	36	4	12	8	5	19	1727	10.3
--------------------	-----------	------------	------------	------------	-------------	------------	-----------	-----------	----------	----------	-----------	-----------	----------	-----------	----------	----------	-----------	-------------	-------------

GOALIE	GP	MINS	W	L	OTL	SOL	SO	EN	GA	GAASOGP	SOW	SA	SVS	SV%
Ivan Prosvetov	5	300	4	1	0	0	1	0	12	2.40	0	171	159	0.930
Erik Källgren	3	178	2	1	0	0	0	0	8	2.70	0	105	97	0.924
Gordon Defiel	13	721	5	3	2	1	0	0	31	2.58	1	411	380	0.925
TOTALS	15	841	5	5	2	1	0	0	41	2.92	1	483	442	0.915
Tyler Parks	25	1420	12	8	3	0	2	6	76	3.21	2	854	778	0.911
Alex Sakellaropoulos	12	715	4	8	0	0	0	5	40	3.35	1	413	373	0.903
Merrick Madsen	6	282	2	4	0	0	0	0	21	4.47	0	165	144	0.873

TEAM TOTALS	64	3616	29	25	5	1	4	11	188	3.12	4	3	2119	1931	0.911
--------------------	-----------	-------------	-----------	-----------	----------	----------	----------	-----------	------------	-------------	----------	----------	-------------	-------------	--------------



Daniel Tetrault
Head Coach/Director of Hockey Operations

Daniel Tetrault was named the third coach in Rapid City Rush history on June 8, 2017 after serving as the club's assistant coach in the 2016-17 season. As a defenseman for a decade and a half during his professional hockey career, Tetrault is no stranger to a major leadership position: from his junior hockey career until his final season as a professional, the defenseman served as his team's captain on five different occasions with the Western Hockey League's Brandon Wheat Kings, Central Hockey League's New Mexico Scorpions and Wichita Thunder, and the ECHL's Evansville IceMen and Rapid City Rush. Along the way in his career, Tetrault expanded his knowledge of hockey even further by playing under many outstanding coaches, such as Bob Lowes in the WHL, Bill MacDonald and Steve Martinson in the CHL, and former NHL players Brent Hughes, Kevin McClelland, and Rich Kromm. Originally from La Broquerie, Manitoba, Tetrault, 41, began the coaching chapter of his career after 15 seasons as a defenseman in which he played 921 games on the blue line in the AHL, ECHL, CHL, IHL and WPHL, and notched 502 career points (143g-359a). He was named the best at his position as the CHL's Most Outstanding Defenseman during his stay with the Austin Ice Bats in the 2001-02 season, where he tabulated 43 points (11g-32a) in 58 games. In the final year of the CHL's existence in the 2013-14 season, he joined the Allen Americans and helped them secure their second Ray Miron Presidents' Cup in franchise history, marking his only professional championship as a player. Prior to the start of his professional career, Tetrault played for the WHL's Brandon Wheat Kings, winning the 1996 WHL championship; Team Canada, where he won a U-18 World Junior Championship Gold Medal; and was drafted by the Montreal Canadiens in the fourth round (91st overall) in the 1997 NHL Entry Draft.

Coaching Record		Regular Season				Playoffs		
Season	Team	Games	W	L	T	Games	W	L
2017-18	Rapid City Rush (ECHL)	72	25	41	6	--	--	--
2018-19	Rapid City Rush (ECHL)	72	30	33	9	--	--	--
2019-20	Rapid City Rush (ECHL)	60	29	25	6	--	--	--
	ECHL Totals	204	84	99	21	--	--	--

Coaching History

Year	Coach	STD	W	L	T	PTS	Playoffs
2019-20	Daniel Tetrault	5-M	29	25	6	64	No Playoffs due to COVID-19
2018-19	Daniel Tetrault	6-M	30	33	9	69	Out of Playoffs
2017-18	Daniel Tetrault	7-M	25	41	6	56	Out of Playoffs
2016-17	Mark DeSantis	7-M	26	38	8	60	Out of Playoffs
2015-16	Mark DeSantis	4-W	12	9	3	27	Out of Playoffs
	Joe Ferras		18	26	4	40	
2014-15	Joe Ferras	2-C	37	28	7	81	Lost Division Finals

2020-21 Schedule

Fri. Dec. 11 Utah
Sat. Dec. 12 Utah
 Fri. Dec. 18 at Allen
 Sat. Dec. 19 at Allen
 Thu. Dec. 31 at Utah
 Fri. Jan. 1 at Utah
 Sat. Jan. 2 at Utah
Wed. Jan. 6 Wichita
Fri. Jan. 8 Wichita
Sat. Jan. 9 Wichita

Remainder of schedule will be announced at a later date

2019-20 Results

Oct. 11	at Allen	2-3*	Nov. 29	at Idaho	4-3	Jan. 19	at Cincinnati	1-3
Oct. 12	at Wichita	3-4	Nov. 30	at Idaho	4-2	Jan. 24	Wichita	4-3*
Oct. 13	at Tulsa	5-3	Dec. 6	Utah	5-4*	Jan. 25	Wichita	4-7
Oct. 19	at Tulsa	5-0	Dec. 7	Utah	0-3	Jan. 26	Wichita	5-2
Oct. 20	at Tulsa	4-1	Dec. 11	Wheeling	3-4	Jan. 31	at Idaho	2-3*
Oct. 25	Utah	4-3	Dec. 13	Wheeling	1-3	Feb. 1	at Idaho	2-1
Oct. 26	Utah	4-3#	Dec. 14	Wheeling	2-4	Feb. 8	at Wichita	1-2
Nov. 1	at Allen	2-3*	Dec. 20	at Allen	2-5	Feb. 9	at Wichita	4-7
Nov. 2	at Allen	3-4	Dec. 21	at Allen	2-5	Feb. 12	Allen	1-0
Nov. 3	at Tulsa	2-4	Dec. 27	Wichita	4-3	Feb. 14	Allen	0-4
Nov. 6	Idaho	5-1	Dec. 28	Wichita	2-0	Feb. 15	Allen	3-2
Nov. 8	Idaho	3-2#	Jan. 3	at Utah	1-6	Feb. 17	at Utah	1-3
Nov. 9	Idaho	1-0	Jan. 4	at Utah	3-2#	Feb. 19	at Utah	1-2*
Nov. 13	at Wichita	3-4	Jan. 5	at Utah	5-2	Feb. 21	at Idaho	2-3#
Nov. 15	at Tulsa	5-4	Jan. 8	Cincinnati	1-4	Feb. 22	at Idaho	1-3
Nov. 16	at Kansas City	1-10	Jan. 10	Cincinnati	5-2	Feb. 28	Tulsa	3-6
Nov. 20	Tulsa	2-1	Jan. 11	Cincinnati	2-6	Feb. 29	Tulsa	8-4
Nov. 22	Tulsa	4-3*	Jan. 15	Wichita	8-2	Mar. 1	Tulsa	3-6
Nov. 23	Tulsa	3-2	Jan. 17	at Indy	5-3	Mar. 6	Utah	5-4*
Nov. 27	at Idaho	3-4*	Jan. 18	at Cincinnati	3-6	Mar. 7	Utah	4-7

* - Overtime

- Shootout



Todd Mackin
President

Todd Mackin joined the Rush as President on March 8, 2019. Mackin came to the Rush after spending the last eight seasons with the Kansas City Mavericks. He began with the Mavericks in the Central Hockey League, originally brought in to revamp the corporate sales of the team as the Director of Corporate Sales, before his promotion to Vice President of Sales in 2016. Recently, Mackin has served as the Executive Vice President of the Mavericks organization. A native of Kansas City, Mackin began his foray into professional sports in the National Football League, where he worked for a decade in ticket sales, premium seating and corporate partnerships. Before working in professional sports, he earned his bachelor's degree in Marketing and Finance at Northwest Missouri State University in 2001. Following his undergraduate studies, he earned his Master's in Business Administration from the University of Missouri-Kansas City in 2006.

444 Mount Rushmore Road N., Rapid City, SD 57701

Office	(605) 716-7825	Email	mark@rapidcityrush.com
Arena	Rushmore Plaza Civic Center	Capacity	5,119
Rink Dimensions200 x 85	Team ColorsRed, Black, White
Radio StationKKLS 920 AM/104.7 FM	Broadcaster	Mark Binetti

Team Directory

Owners	Jeff Dickerson, TJ Puchyr and Tom Long
President	Todd Mackin
Vice President of Sales	Jared Reid
Vice President of Business Development	Valerie Persinger
Senior Director of Communications/Broadcaster	Mark Binetti
Director of Creative and Fulfillment	Amanda Gunter
Director of Sales	Eric Moller
Manager of Community Relations and Social Engagement	Kayleigh Schmidt
Account Executives	Aaron Foss and Kyle Thompson
Head Coach/Director of Hockey Operations	Daniel Tetrault
Assistant Coach	Jeremy Gates
Athletic Trainer	Cody Lindhorst
Equipment Manager	Gavin Bechtol



READING ROYALS

NHL Affiliate: Philadelphia Flyers

AHL Affiliate: Lehigh Valley Phantoms

Year-by-Year Record

Season	GP	Home					Away					Overall					GF	GA	PTS
		W	L	T	OT	SO	W	L	T	OT	SO	W	L	T	OT	SO			
2019-20	60	22	7	2	1-2	0-0	15	10	4	0-3	0-1	37	17	6	1-5	0-1	218	176	80
2018-19	72	16	15	5	0-2	1-3	18	13	5	0-2	3-3	34	28	10	0-4	4-6	229	229	78
2017-18	72	24	10	2	3-2	3-0	15	14	7	3-7	1-0	39	24	9	6-9	4-0	232	199	87
2016-17	72	20	14	2	3-2	0-0	21	11	4	2-2	1-2	41	25	6	5-4	1-2	255	217	88
2015-16	72	16	15	5	0-4	0-1	20	11	5	1-2	1-3	36	26	10	1-6	1-4	222	194	82
2014-15	72	21	13	2	0-0	2-2	24	8	4	0-4	4-0	45	21	6	0-4	6-2	259	210	96
2013-14	72	24	10	2	0-1	3-1	22	12	2	0-1	2-1	46	22	4	0-2	5-2	229	182	96
2012-13	72	26	8	2	1-0	2-2	20	11	5	1-3	1-2	46	19	7	2-3	3-4	246	185	99
2011-12	72	15	17	4	3-1	2-3	21	11	4	2-3	2-1	36	28	8	5-4	4-4	229	235	80
2010-11	72	22	11	3	3-1	2-2	22	12	2	0-1	4-1	44	23	5	3-2	6-3	257	220	93
2009-10	72	21	12	3	1-0	4-3	16	17	3	2-1	2-2	37	29	6	3-1	6-5	254	275	80
2008-09	72	13	22	1	0-1	1-0	11	20	5	1-2	2-3	24	42	6	1-3	3-3	211	269	54
2007-08	72	22	9	5	3-4	3-1	16	17	3	2-2	1-1	38	26	8	5-6	4-2	247	233	84
2006-07	72	17	15	4	0-1	1-3	15	18	3	2-1	2-2	32	33	7	2-2	3-5	221	235	71
2005-06	72	22	11	3	4-1	0-2	20	12	4	2-2	2-2	42	23	7	6-3	2-4	249	209	91
2004-05	72	25	8	3	1-2	3-1	18	14	4	0-0	1-4	43	22	7	1-2	4-5	220	161	93
2003-04	72	25	7	4	1-1	5-3	12	18	6	3-2	1-4	37	25	10	4-3	6-7	212	189	84
2002-03	72	17	16	3	0-0	1-3	15	19	2	3-1	2-1	32	35	5	3-1	3-4	261	303	69
2001-02	72	16	13	7	1-1	2-6	11	23	2	2-1	1-1	27	36	9	3-2	3-7	182	215	63
1998-99*	70	28	6	1	---	4-1	11	18	6	---	3-6	39	24	7	---	7-7	257	242	85
1997-98*	70	21	10	4	---	5-4	12	20	3	---	3-3	33	30	7	---	8-7	221	220	73
1996-97*	70	24	10	1	---	5-1	20	11	4	---	3-4	44	21	5	---	8-5	303	257	93
1995-96*	70	19	12	4	---	5-4	18	16	1	---	8-1	37	28	5	---	13-5	285	268	79
1994-95*	68	19	13	2	1-1	3-1	12	19	3	1-0	3-3	31	32	5	2-1	6-4	282	315	67
1993-94*	68	22	8	4	0-0	1-4	19	12	3	0-1	1-2	41	20	7	0-1	2-6	344	285	89
1992-93*	64	19	10	3	1-1	2-2	11	20	1	0-0	1-1	30	30	4	1-1	3-3	257	256	64
1991-92*	64	18	7	7	0-5	2-1	7	23	2	1-1	0-1	25	30	9	1-6	2-3	298	341	59

T - Includes Overtime and Shootout Losses (Games tied at end of regulation went directly to shootout from 1995-2000)
 * - Columbus Chill

Year-by-Year Results

Season	Finished	Result	Season	Finished	Result
2020	2nd, North	No Playoffs due to COVID-19	2005	1st, North	Lost Division Finals
2019	5th, North	Out of Playoffs	2004	5th, Northern	Lost Conference Finals
2018	3rd, North	Lost Division Semifinals	2003	7th, Northeast	Out of Playoffs
2017	2nd, North	Lost Division Semifinals	2002	6th, Northeast	Out of Playoffs
2016	3rd, East	Lost Conference Semifinals	1999*	1st, Northwest	Lost Conference Quarterfinals
2015	3rd, East	Lost Division Semifinals	1998*	5th, Northwest	Out of Playoffs
2014	1st, Atlantic	Lost Conference Quarterfinals	1997*	1st, North	Lost Second Round
2013	1st, Atlantic	Won Kelly Cup	1996*	4th, North	Lost First Round
2012	3rd, Atlantic	Lost Conference Quarterfinals	1995*	4th, North	Lost First Round
2011	1st, Atlantic	Lost Conference Semifinals	1994*	2nd, North	Lost Second Round
2010	2nd, East	Lost Conference Finals	1993*	7th, West	Out of Playoffs
2009	7th, North	Out of Playoffs	1992*	7th, West	Out of Playoffs
2008	3rd, North	Lost Division Finals			
2007	6th, North	Out of Playoffs			
2006	3rd, North	Lost Division Semifinals			

* - Columbus Chill

All-Time Record vs. Other Clubs

Team	W-L-T	Team	W-L-T	Team	W-L-T	Team	W-L-T
Adirondack	28-22-6	Greenville	11-10-3	Newfoundland	10-7-6	Utah	1-1-0
Allen	4-0-1	Idaho	3-2-1	Norfolk	24-5-2	Wheeling	106-65-17
Atlanta	13-7-1	Indy	10-2-0	Orlando	5-3-2	Wichita	0-0-0
Brampton	15-14-5	Jacksonville	1-1-0	Rapid City	2-0-0	Worcester	18-11-5
Cincinnati	31-27-5	Kalamazoo	13-13-2	South Carolina	16-17-3		
Florida	15-12-6	Kansas City	0-0-0	Toledo	40-26-10		
Fort Wayne	6-3-1	Maine	11-4-1	Tulsa	0-0-0		

Web - RoyalsHockey.com

Twitter - [@ReadingRoyals](https://twitter.com/ReadingRoyals)

Club Records**Players**

Most Points, Season	109	Derek Clancey, 1995-96
Most Points, Game	8	Trent Kaese vs. Knoxville, Jan. 24, 1992 Derek Clancey vs. Johnstown, Jan. 13, 1996
Most Goals, Season	46	Keith Morris, 1995-96
Most Goals, Game	5	Bobby House, Dec. 19, 1994
Most Assists, Season	77	Derek Clancey, 1995-96
Most Assists, Game	7	Derek Clancey vs. Johnstown, Jan. 13, 1996
Most PIM, Season	408	Gary Coupal, 1995-96
Most PIM, Game	39	Adam Comrie at Toledo, Feb. 2, 2013

Goaltenders

Most Appearances	54	Jeff Salajko, 1996-97, 1998-99
Most Minutes	3,085	Jeff Salajko, 1996-97
Most Wins	35	Jeff Salajko, 1996-97
Most Losses	20	Matt Dalton, 2009-10
Most OT/SO Losses	6	Jeff Salajko, 1998-99
Most Shots	1,833	Jeff Salajko, 1996-97
Most Saves	1,661	Jeff Salajko, 1996-97
Most Shutouts	5	Brandon Anderson, 2013-14
Lowest GAA	1.96	Barry Brust, 2004-05
Best Save Percentage	.933	Peter Hamerlik, 2003-04 Jeff Salajko, 1996-97

Team

Most Points	99	2012-13
Fewest Points	54	2008-09
Most Wins	46	2013-14 2012-13
Fewest Wins	24	2008-09
Most Losses	42	2008-09
Fewest Losses	19	2012-13
Most Goals Scored	344	1993-94
Fewest Goals Against	161	2004-05
Most Penalty Minutes	2,742	1991-92

Longest Winning Streak

Overall	12	Jan. 17-Feb. 11, 2015
Home	10	Dec. 5, 2012-Jan. 19, 2013
Road	9	Nov. 26, 2005-Jan. 6, 2006

Longest Winless Streak

Overall	9	Nov. 21-Dec. 6, 2008
Home	6	Nov. 23-Dec. 11, 2011 Mar. 3-13, 2004
Road	8	Dec. 20, 2003-Jan. 24, 2004 Oct. 23, 1998-Jan. 8, 1999 Dec. 26, 1995-Jan. 26, 1996 Feb. 15-Mar. 13, 1992

Regular Season Game Attendance Record

7,315 vs. Trenton, Mar. 4, 2006

Postseason Game Attendance Record

5,640 vs. Florida, May 5, 2004

Regular Season Attendance Record

217,624, 2001-02

Playoff Record vs. Current Teams

	Series	W	L	GP	W	L	GF	GA	Last Mtg	Rnd	Result
Brampton	1	0	1	6	2	4	9	12	2017	DSF	L 2-4
Cincinnati	4	2	2	23	13	10	66	68	2013	CF	W 4-1
Florida	3	2	1	16	10	6	51	41	2013	CSF	W 4-3
Fort Wayne	1	0	1	5	1	4	8	14	2014	CQF	L 1-4
Greenville	1	1	0	5	4	1	15	4	2013	CQF	W 4-1
Kalamazoo	2	1	1	9	3	6	35	38	2011	CSF	L 0-4
South Carolina	1	0	1	7	3	4	22	19	2015	DSF	L 3-4
Toledo	2	2	0	11	7	4	30	22	2016	CQF	W 4-3
Wheeling	3	1	2	16	7	9	45	46	2016	CSF	L 3-4

All-Time Playoff Results

Year	Round	Opponent	Result	GF	GA	OT	Year	Round	Opponent	Result	GF	GA	OT
2018	DSF	Manchester	L 0-4	7	13	0-3	2008	DF	Cincinnati	L 3-4	19	23	0-0
2017	DSF	Brampton	L 2-4	9	12	0-2	2008	DSF	Elmira	W 4-2	17	17	3-0
2016	CSF	Wheeling	L 3-4	19	22	0-2	2006	DSF	Wheeling	L 1-3	13	13	0-1
	CQF	Toledo	W 4-3	22	19	0-0	2005	DF	Trenton	L 1-3	10	11	0-1
2015	DSF	South Carolina	L 3-4	22	19	0-1	2004	DSF	Toledo	W 3-1	8	3	0-0
2014	CQF	Fort Wayne	L 1-4	8	14	0-1	2004	CF	Florida	L 2-3	10	15	0-0
2013	Finals	Stockton	W 4-1	22	10	1-0		DF	Peoria	W 3-1	10	8	1-0
	CF	Cincinnati	W 4-1	16	12	2-1		DSF	Wheeling	W 3-2	13	11	0-0
	CSF	Florida	W 4-3	20	19	2-0		WC	Johnstown	W 1-0	2	1	0-0
	CQF	Greenville	W 4-1	15	4	0-0	1999	CQF	Chesapeake	L 1-3	10	13	0-1
2012	CQF	Elmira	L 2-3	12	15	0-0	1997	2nd	Peoria	L 0-3	6	13	0-0
2011	CSF	Kalamazoo	L 0-4	15	23	0-0		1st	Toledo	W 3-2	17	12	1-2
	CQF	Cincinnati	W 3-1	12	10	2-0	1996	1st	Wheeling	L 0-3	5	10	0-0
2010	CF	Cincinnati	L 3-4	19	23	0-0	1995	1st	Richmond	L 0-3	13	25	0-1
	CSF	Florida	W 4-0	16	12	0-0	1994	2nd	Toledo	L 0-3	9	21	0-0
	CQF	Kalamazoo	W 3-2	20	15	1-2		1st	Johnstown	W 2-1	14	7	0-0

2019-20 Regular Season Statistics

<u>PLAYER</u>	<u>Pos</u>	<u>GP</u>	<u>G</u>	<u>A</u>	<u>PTS</u>	<u>+/-</u>	<u>PIM</u>	<u>PP</u>	<u>PPA</u>	<u>SH</u>	<u>SHA</u>	<u>GW</u>	<u>FG</u>	<u>OT</u>	<u>UA</u>	<u>EN</u>	<u>SOG</u>	<u>SOA</u>	<u>Shots</u>	<u>Sh%</u>
Frank DiChiara	F	59	22	37	59	17	39	7	12	0	0	2	3	0	1	2	0	0	125	17.6
Corey Mackin	F	58	20	26	46	9	20	2	11	0	0	3	2	1	0	3	0	0	161	12.4
Matthew Gaudreau	F	38	11	29	40	13	20	3	11	0	0	1	4	0	1	0	0	1	96	11.5
Eric Knodel	D	44	7	32	39	26	16	4	17	0	0	0	0	0	0	0	0	0	128	5.5
Brayden Low	F	60	18	20	38	17	78	1	0	1	1	5	1	0	2	2	0	0	140	12.9
Ralph Cuddemi	F	25	21	13	34	6	11	7	3	0	0	4	6	0	1	1	0	0	107	19.6
Steven Swavely	F	42	12	22	34	5	29	2	6	1	0	2	1	0	2	2	0	0	102	11.8
Garrett Mitchell	F	40	10	19	29	-3	106	7	6	0	0	2	2	0	0	1	0	0	93	10.8
Garret Cockerill	D	60	6	23	29	13	66	0	7	0	0	1	0	0	0	0	0	0	108	5.6
Thomas Ebbing	F	46	12	15	27	15	18	1	2	0	0	2	0	0	0	2	0	0	79	15.2
TOTALS		49	12	15	27	13	20	1	2	0	0	2	0	0	0	2	0	0	83	14.5
Max Willman	F	20	9	16	25	-1	8	4	5	0	0	1	0	0	0	0	0	1	62	14.5
Trevor Gooch	F	40	12	10	22	10	22	0	1	0	0	0	2	0	1	0	0	0	76	15.8
Rob Michel	D	51	8	14	22	17	31	1	1	0	0	0	1	0	1	0	0	0	88	9.1
Hayden Hodgson	F	36	12	8	20	5	49	1	2	0	0	3	5	0	3	0	0	0	61	19.7
Matthew Strome	F	25	9	11	20	-2	8	3	3	0	0	1	2	0	0	0	1	1	62	14.5
Jeremy Beaudry	D	39	4	16	20	1	26	2	1	0	0	1	1	0	0	0	0	0	112	3.6
Trevor Yates	F	29	7	8	15	4	12	3	2	1	0	2	3	0	0	0	0	0	73	9.6
David Drake	D	54	1	13	14	7	26	0	0	0	0	1	0	0	0	0	0	0	50	2.0
Pascal Laberge	F	24	6	6	12	2	8	0	1	0	0	4	0	0	0	0	0	0	58	10.3
Luke Stork	F	24	4	7	11	5	0	0	0	0	0	0	0	0	1	0	0	0	29	13.8
TOTALS		26	4	7	11	5	0	0	0	0	0	0	0	0	1	0	0	0	29	13.8
Lewis Zerter-Gossage	F	8	1	3	4	4	4	0	0	0	0	0	0	0	0	0	0	0	10	10.0
TOTALS		21	2	8	10	4	10	0	2	0	0	0	0	0	0	0	0	0	30	6.7
Aaron Titcomb	D	4	0	1	1	2	0	0	0	0	0	0	0	0	0	0	0	0	2	0.0
TOTALS		50	1	9	10	3	36	0	0	0	1	1	0	0	0	0	0	0	55	1.8
Marly Quince	F	21	3	4	7	7	4	0	0	0	0	1	0	0	1	0	0	0	35	8.6
Garrett Cecere	D	24	2	3	5	14	14	0	0	0	0	1	0	0	0	0	0	0	19	10.5
Mike Crocock	D	21	0	2	2	0	2	0	0	0	0	0	0	0	0	0	0	0	16	0.0
TOTALS		28	0	2	2	-4	10	0	0	0	0	0	0	0	0	0	0	0	21	0.0
Jacob Graves	D	15	1	0	1	4	17	0	0	0	0	0	0	1	0	0	0	0	11	9.1
Felix Chamberland	F	3	0	1	1	0	4	0	1	0	0	0	0	0	0	0	0	0	4	0.0
Miles Gendron	D	4	0	1	1	3	0	0	0	0	0	0	0	0	0	0	0	0	1	0.0
Olivier Labelle	F	4	0	1	1	-4	2	0	1	0	0	0	0	0	0	0	0	0	8	0.0
Derian Hamilton	D	8	0	1	1	-1	0	0	0	0	0	0	0	0	0	0	0	0	4	0.0
James de Haas	D	9	0	1	1	-5	6	0	1	0	0	0	0	0	0	0	0	0	16	0.0
Jimmy Mazza	D	17	0	1	1	1	14	0	0	0	0	0	0	0	0	0	0	0	15	0.0
Ben Owen	D	5	0	0	0	0	0	0	0	0	0	0	0	0	0	0	0	0	4	0.0
TOTALS		17	0	1	1	1	4	0	0	0	0	0	0	0	0	0	0	0	11	0.0
Trevor Gorsuch	G	1	0	0	0	0	0	0	0	0	0	0	0	0	0	0	0	0	0	0.0
Nathan Noel	F	1	0	0	0	0	0	0	0	0	0	0	0	0	0	0	0	0	0	0.0
Gerry Fitzgerald	F	2	0	0	0	1	0	0	0	0	0	0	0	0	0	0	0	0	2	0.0
Tom McCollum	G	6	0	0	0	0	0	0	0	0	0	0	0	0	0	0	0	0	0	0.0
TOTALS		20	0	0	0	0	0	0	0	0	0	0	0	0	0	0	0	0	0	0.0
Felix Sandström	G	25	0	0	0	0	0	0	0	0	0	0	0	0	0	0	0	0	0	0.0
Kirill Ustimenko	G	31	0	0	0	0	4	0	0	0	0	0	0	0	0	0	0	0	0	0.0
BENCH		60	0				26													0
TEAM TOTALS		60	218	364	582	192	690	48	94	3	1	37	34	1	14	13	1	3	1957	11.1

<u>GOALIE</u>	<u>GP</u>	<u>MINS</u>	<u>W</u>	<u>L</u>	<u>OTL</u>	<u>SOL</u>	<u>SO</u>	<u>EN</u>	<u>GA</u>	<u>GAASOGP</u>	<u>SOW</u>	<u>SA</u>	<u>SVS</u>	<u>SV%</u>
Kirill Ustimenko	31	1751	19	4	5	0	2	5	70	2.40	0	0	867	797 0.919
Tom McCollum	6	355	4	2	0	0	1	2	10	1.69	0	0	152	142 0.934
TOTALS	20	1136	12	7	0	0	2	5	52	2.75	0	0	556	504 0.906
Felix Sandström	25	1429	13	11	0	1	2	6	78	3.27	1	0	678	600 0.885
Trevor Gorsuch	1	60	1	0	0	0	0	0	4	4.00	0	0	24	20 0.833
TEAM TOTALS	63	3595	37	17	5	1	5	13	162	2.70	1	0	1721	1559 0.906



Kirk MacDonald **Head Coach/Director of Hockey Operations**

Kirk MacDonald enters his fourth full season as Royals Head Coach and Director of Hockey Operations in 2020-21. During his first full season at the helm in 2017-18, MacDonald navigated Reading to a third-place finish in the North Division at 39-24-9 (87 points). Reading completed 2017-18 ranked sixth in team defense with 2.76 goals-against per game. A 2013 Kelly Cup champion with the Royals, MacDonald was named Head Coach and Director of Hockey Operations on May 24, 2017 and is the seventh coach in the team's 17-year history. Originally tabbed the Royals interim Head Coach in April 2017, MacDonald led the team to wins in the final three regular season games of the 2016-17 season, plus two victories in the Kelly Cup Playoffs vs. Brampton. MacDonald joined the Royals as an assistant to Coach Larry Courville in July of 2014. During his tenure as assistant, the Royals compiled a record of 119-72-14-8 (.610 win percentage). The team qualified for playoffs in all three seasons during which MacDonald served as an assistant. Prior to joining the Royals as an assistant coach, MacDonald served the 2013-14 season as an assistant at his alma mater, Rensselaer Polytechnic Institute in Troy, New York. MacDonald recorded 217 points and 358 penalty minutes in 406 games over seven-plus professional seasons. He played 272 of those games in the AHL and 24 Calder Cup Playoff games. In the ECHL, MacDonald had two stints with the Royals, 2008-09 and 2012-13. MacDonald had a stellar four-season and five-year career at R.P.I. After leading R.P.I. in goals (16) and points (36) and being selected the team's MVP in his junior season (2004-05), MacDonald was diagnosed with testicular cancer. The diagnosis kept him out of action the following year. In 2006-07, MacDonald returned for his senior season as team captain, led the squad in goals (12) and tied for the team lead in points (27). For his efforts, MacDonald was voted as R.P.I.'s Most Inspirational Player. That year, MacDonald received the Livingston W. Houston Citizenship Award at R.P.I. honoring the "First Citizen of the College," for character, leadership, scholarship and athletic ability and was also a finalist for the Hockey Humanitarian Award, which is awarded to college hockey's finest citizen.

Season	Team	Regular Season				Playoffs		
		Games	W	L	T	Games	W	L
2016-17	Reading Royals (ECHL)	3	3	0	0	6	2	4
2017-18	Reading Royals (ECHL)	72	39	24	9	4	0	4
2018-19	Reading Royals (ECHL)	72	34	28	10	--	--	--
2019-20	Reading Royals (ECHL)	60	37	17	6	--	--	--
ECHL Totals		207	113	69	25	10	2	8

Coaching History

Year	Coach	STD	W	L	T	PTS	Playoffs
2019-20	Kirk MacDonald	2-N	37	17	6	80	No Playoffs due to COVID-19
2018-19	Kirk MacDonald	5-N	34	28	10	78	Out of Playoffs
2017-18	Kirk MacDonald	3-N	39	24	9	87	Lost Division Semifinals
2016-17	Kirk MacDonald	2-N	3	0	0	6	Lost Division Semifinals
	Larry Courville		38	25	6	82	
2015-16	Larry Courville	3-E	36	26	10	82	Lost Conference Semifinals
2014-15	Larry Courville	3-E	45	21	6	96	Lost Division Semifinals
2013-14	Larry Courville	1-A	46	22	4	96	Lost Conference Quarterfinals
2012-13	Larry Courville	1-A	46	19	7	99	Won Kelly Cup
2011-12	Larry Courville	3-A	36	28	8	80	Lost Conference Quarterfinals
2010-11	Larry Courville	1-A	44	23	5	93	Lost Conference Semifinals
2009-10	Larry Courville	2-E	37	29	6	80	Lost Conference Finals
2008-09	Larry Courville	7-N	15	19	4	34	Out of Playoffs
	Jason Nobili		9	23	2	20	
2007-08	Karl Taylor	3-N	38	26	8	84	Lost Division Finals
2006-07	Karl Taylor	6-N	32	33	7	71	Out of Playoffs
2005-06	Karl Taylor	3-N	42	23	7	91	Lost Division Semifinals
2004-05	Derek Clancey	1-N	43	22	7	93	Lost Division Finals
2003-04	Derek Clancey	5-N	37	25	10	84	Lost Conference Finals
2002-03	David Lohrei	7-NW	32	35	5	69	Out of Playoffs
2001-02	Al Sims	6-NW	27	36	9	63	Out of Playoffs
1998-99*	Don Granato	1-NW	39	24	7	85	Lost Conference Quarterfinals
1997-98*	Don Granato	5-NW	33	30	7	73	Out of Playoffs
1996-97*	Brian McCutcheon	1-N	44	21	5	93	Lost Second Round
1995-96*	Moe Mantha	4-N	37	28	5	79	Lost First Round
1994-95*	Moe Mantha	4-N	31	32	5	67	Lost First Round
1993-94*	Terry Ruskowski	2-N	41	20	7	89	Lost Second Round
1992-93*	Terry Ruskowski	7-W	30	30	4	64	Out of Playoffs
1991-92*	Terry Ruskowski	7-W	25	30	9	59	Out of Playoffs

* - Columbus (Ohio) Chill

2020-21 Schedule

***Team has elected
a Voluntary
Suspension for
2020-21 due to
COVID-19***

2019-20 Results								
Oct. 11	at Newfoundland	6-5	Nov. 30	Toledo	4-7	Jan. 24	Newfoundland	4-1
Oct. 12	at Newfoundland	2-3*	Dec. 3	at Newfoundland	4-5*	Jan. 25	Newfoundland	1-3
Oct. 15	at Newfoundland	3-7	Dec. 4	at Newfoundland	4-6	Jan. 31	at Worcester	5-1
Oct. 19	Maine	3-5	Dec. 7	at Brampton	3-5	Feb. 1	at Worcester	6-2
Oct. 20	Maine	5-4	Dec. 8	at Brampton	1-2	Feb. 7	Atlanta	7-2
Oct. 26	at Wheeling	1-3	Dec. 13	Brampton	5-2	Feb. 8	Wheeling	5-3
Oct. 30	at Norfolk	2-1	Dec. 14	Brampton	5-4	Feb. 14	at Brampton	3-1
Oct. 31	Newfoundland	5-4	Dec. 15	at Worcester	1-4	Feb. 16	Worcester	3-0
Nov. 2	Norfolk	3-2	Dec. 27	at Maine	5-0	Feb. 19	at Wheeling	6-3
Nov. 3	Adirondack	1-0	Dec. 28	at Adirondack	2-6	Feb. 21	Newfoundland	4-3
Nov. 8	at Wheeling	1-4	Dec. 29	at Brampton	3-2	Feb. 22	Brampton	1-5
Nov. 9	Wheeling	6-4	Dec. 31	Maine	5-3	Feb. 23	at Adirondack	2-5
Nov. 11	at Maine	3-4*	Jan. 3	Worcester	1-4	Feb. 26	Maine	8-0
Nov. 13	at Worcester	6-4	Jan. 4	Worcester	2-5	Feb. 28	at Adirondack	5-6#
Nov. 15	at Adirondack	4-1	Jan. 7	Maine	2-1	Feb. 29	at Adirondack	4-2
Nov. 16	Wheeling	1-0*	Jan. 10	Wheeling	5-2	Mar. 1	at Worcester	4-1
Nov. 22	Newfoundland	5-3	Jan. 12	at Worcester	3-5	Mar. 6	at Maine	2-1
Nov. 23	Newfoundland	3-4*	Jan. 17	Adirondack	4-2	Mar. 7	at Worcester	5-2
Nov. 24	Newfoundland	7-2	Jan. 19	Worcester	5-1	Mar. 8	Brampton	1-3
Nov. 29	Toledo	4-2	Jan. 20	Worcester	2-3*	Mar. 10	at Wheeling	5-1
		* - Overtime			# - Shootout			



David Farrar
General Manager

David Farrar enters his second full season as Royals' general manager after being named to the position on Feb. 21, 2019. Farrar is responsible for the overall management, promotion and day-to-day operation of the hockey team. Farrar, previously general manager of Santander Arena and Santander Performing Arts Center, brings established and well-documented knowledge of the Reading/Berks County market to the position. During his tenure in the position the two buildings posted numerous record shattering attendance and revenue results, as well as a record-setting financial year across the 2017-2018 fiscal year. His experience includes administration, operations, marketing, budgeting, booking, and event operations for arenas and theaters. He spent the past year as the Director of Booking for Oak View Group Facilities at Rupp Arena in Lexington, Kentucky. Farrar is a 2005 graduate of Virginia Commonwealth University with a Bachelor's Degree from the Sports Management Program. He also received his M.D. in Sports Administration from VCU in 2007. He is an active member of the International Association of Venue Managers, and a graduate of the International Association of Venue Management. He and his wife Claire, have three children, Cole, Madelyn and Ashtyn.

700 Penn Street, Reading, PA 19602

Office	(610) 898-7825	Email	info@royalshockey.com
Arena	Santander Arena	Capacity	7,160
Rink Dimensions	200 x 85	Team Colors ..	Purple, White, Silver, Black
Radio Station	Mixlr.com/ReadingRoyals	Broadcaster	David Fine

Team Directory

General Manager	David Farrar
Assistant General Manager/Director of Ticket Operations	Dakota Procyk
Chief Financial Officer	John Long
Finance Assistant	Jennifer Reaser
Director of Corporate Sales and Sponsorships	Tammy Dahms
Director of Media Relations/Broadcaster	David Fine
Director of Merchandising and Store Operations	Gregg Lewis
Director of Creative Services	Calvin Spohn
Group Sales Manager	Chris Hazel
Head Coach/Director of Hockey Operations	Kirk MacDonald
Assistant Coach	Nick Luukko
Trainer	Sean Berberich
Equipment Manager	Jason MacDonald



SOUTH CAROLINA STINGRAYS

NHL Affiliate: Washington Capitals

AHL Affiliate: Hershey Bears

Year-by-Year Record

Season	GP	Home					Away					Overall					GF	GA	PTS
		W	L	T	OT	SO	W	L	T	OT	SO	W	L	T	OT	SO			
2019-20	62	19	9	0	3-0	1-0	25	5	4	1-3	1-1	44	14	4	4-3	2-1	216	147	92
2018-19	72	17	17	2	2-2	1-0	18	14	4	2-3	0-1	35	31	6	4-5	1-1	221	223	76
2017-18	72	24	8	4	3-4	0-0	24	8	4	4-3	5-1	48	16	8	7-7	5-1	214	153	104
2016-17	72	22	12	2	6-2	0-0	18	16	2	4-1	1-1	40	28	4	10-3	1-1	227	211	84
2015-16	72	27	7	8	0-5	3-3	23	11	2	1-2	0-0	44	18	10	1-7	3-3	224	162	98
2014-15	72	20	11	5	1-1	2-4	25	9	2	3-0	4-2	45	20	7	4-1	6-6	224	163	97
2013-14	72	22	11	3	2-2	3-1	21	12	3	0-0	4-3	43	23	6	2-2	7-4	197	173	92
2012-13	72	24	8	3	1-3	3-1	14	18	4	0-2	1-2	38	26	8	1-5	4-3	198	171	84
2011-12	72	22	11	3	3-1	1-2	15	17	4	1-2	2-1	37	28	7	3-4	3-3	191	180	81
2010-11	72	20	12	4	1-2	2-2	17	17	2	1-1	3-1	37	29	6	2-3	5-3	194	204	80
2009-10	72	21	12	3	2-2	2-1	20	7	9	1-4	2-5	41	19	12	3-6	4-6	248	216	94
2008-09	71	22	12	2	3-1	2-1	20	11	4	0-1	1-3	42	23	6	3-2	3-4	249	187	90
2007-08	72	25	11	0	2-0	2-0	22	11	3	3-2	1-1	47	22	3	5-2	3-1	256	192	97
2006-07	72	18	12	6	3-3	0-3	18	15	3	2-1	3-2	36	27	9	5-4	3-5	250	251	81
2005-06	72	17	11	8	0-2	0-6	15	14	7	0-5	0-2	32	25	15	0-7	0-8	230	237	79
2004-05	72	25	8	3	4-1	1-2	14	16	6	2-2	2-4	39	24	9	6-3	3-6	230	219	87
2003-04	72	19	14	3	1-1	3-2	20	14	2	3-1	3-1	39	28	5	4-2	6-3	205	202	83
2002-03	72	20	13	3	0-1	3-2	22	9	5	3-3	5-2	42	22	8	3-4	8-4	248	225	92
2001-02	72	26	9	1	1-0	4-1	13	17	6	0-2	2-4	39	26	7	1-2	6-5	235	225	85
2000-01	72	20	10	6	1-1	0-5	22	13	1	2-0	3-1	42	23	7	3-1	3-6	240	210	91
1999-00	70	19	9	7	---	3-7	16	16	3	---	1-3	35	25	10	---	4-10	277	198	80
1998-99	70	22	6	7	---	5-7	18	14	3	---	2-3	40	20	10	---	7-10	235	216	90
1997-98	70	25	7	3	---	3-3	16	16	3	---	3-3	41	23	6	---	6-6	246	218	88
1996-97	70	26	4	5	---	4-5	19	11	5	---	5-5	45	15	10	---	8-10	345	253	100
1995-96	70	21	7	7	---	3-7	19	15	1	---	5-1	40	22	8	---	8-8	284	251	88
1994-95	68	24	7	3	0-0	4-3	18	12	4	2-0	4-4	42	19	7	2-0	8-7	255	215	91
1993-94	68	20	9	5	2-1	1-4	13	17	4	0-2	1-2	33	26	9	2-3	2-6	294	291	75

T - Includes Overtime and Shootout Losses (Games tied at end of regulation went directly to shootout from 1995-2000)

Year-by-Year Results

Season	Finished	Result	Season	Finished	Result
2020	1st, South	No Playoffs due to COVID-19	2006	4th, South	Lost Division Semifinals
2019	3rd, South	Lost Division Semifinals	2005	2nd, East	Lost Conference Quarterfinals
2018	2nd, South	Lost Division Semifinals	2004	4th, Southern	Lost Division Finals
2017	3rd, South	Lost Kelly Cup Finals	2003	2nd, Southeast	Lost Division Semifinals
2016	1st, South	Lost Conference Finals	2002	4th, Southeast	Lost First Round
2015	2nd, East	Lost Kelly Cup Finals	2001	1st, Southeast	Won Kelly Cup
2014	1st, South	Lost Conference Quarterfinals	2000	4th, Southeast	Lost Conference Semifinals
2013	3rd, South	Lost Conference Quarterfinals	1999	3rd, Southeast	Lost Conference Quarterfinals
2012	4th, South	Lost Conference Semifinals	1998	1st, Southeast	Lost Conference Quarterfinals
2011	2nd, South	Lost Conference Quarterfinals	1997	1st, East	Won Kelly Cup
2010	2nd, South	Lost Conference Quarterfinals	1996	3rd, East	Lost Second Round
2009	2nd, South	Won Kelly Cup	1995	1st, South	Lost Second Round
2008	2nd, South	Lost Conference Finals	1994	6th, East	Lost First Round
2007	6th, South	Out of Playoffs			

All-Time Record vs. Other Clubs

Team	W-L-T	Team	W-L-T	Team	W-L-T	Team	W-L-T
Adirondack	2-3-1	Greenville	74-37-20	Newfoundland	0-0-1	Utah	0-0-0
Allen	2-0-0	Idaho	3-5-0	Norfolk	23-14-3	Wheeling	12-11-1
Atlanta	121-62-21	Indy	3-2-1	Orlando	50-19-10	Wichita	2-1-0
Brampton	3-1-0	Jacksonville	14-12-0	Rapid City	1-2-0	Worcester	5-0-0
Cincinnati	10-13-3	Kalamazoo	10-7-0	Reading	20-13-3		
Florida	94-88-20	Kansas City	4-1-0	Toledo	21-4-1		
Fort Wayne	2-1-1	Maine	2-1-0	Tulsa	1-0-1		

Web - StingraysHockey.com

Twitter - [@SCStingrays](https://twitter.com/SCStingrays)

Club Records

Players

Most Points, Season	110	Ed Courtenay, 1996-97 Mike Ross, 1996-97
Most Points, Game	7	Ed Courtenay vs. Raleigh, Feb. 21, 1997
Most Goals, Season	54	Ed Courtenay, 1996-97
Most Goals, Game	5	Sylvain Fleury vs. Greensboro, Dec. 26, 1993
Most Assists, Season	60	Mike Ross, 1996-97, Dave Seitz, 2002-03
Most Assists, Game	6	Chris Bright vs. Greensboro, Dec. 26, 1993
Most PIM, Season	352	Andy Bezeau, 1993-94
Most PIM, Game	41	Jason Renard at Birmingham, Oct. 13, 1995

Goaltenders

Most Appearances	60	Davis Parley, 2006-07
Most Minutes	3,522	Davis Parley, 2006-07
Most Wins	36	Kirk Daubenspeck, 2002-03
Most Losses	19	Davis Parley, 2006-07
Most OT/SO Losses	9	Maxime Daigneault, 2005-06
Most Shots	1,969	Kirk Daubenspeck, 2002-03
Most Saves	1,802	Kirk Daubenspeck, 2002-03
Most Shutouts	8	Ryan Zapolski, 2012-13
Lowest GAA	1.62	Ryan Zapolski, 2012-13
Best Save Percentage	.944	Ryan Zapolski, 2012-13

Team

Most Points	104	2017-18
Fewest Points	75	1993-94
Most Wins	48	2017-18
Fewest Wins	32	2005-06
Most Losses	31	2018-19
Fewest Losses	15	1996-97
Most Goals Scored	345	1996-97
Fewest Goals Allowed	153	2017-18
Most Penalty Minutes	2,075	1994-95
Longest Winning Streak		
Overall	23	Feb. 7-Mar. 27, 2015
Home	18	Dec. 23, 1994-Mar. 19, 1995
Road	13	Feb. 7-March 27, 2015
Longest Winless Streak		
Overall	11	Feb. 7-28, 2019
Home	10	Feb. 15-Mar. 16, 2019
Road	9	Dec. 3, 1999-Jan. 14, 2000

Regular Season Game Attendance Record

10,617 vs. Florida, Jan. 25, 2014

Postseason Game Attendance Record

9,924 vs. Johnstown, Mar. 31, 1995

Regular Season Attendance Record

311,148, 1993-94

Playoff Record vs. Current Teams

	Series	W	L	GP	W	L	GF	GA	Last Mtg	Rnd	Result
Adirondack	1	0	1	7	4	3	21	14	2016	CSF	W 4-3
Allen	1	0	1	7	3	4	19	22	2015	Finals	L 3-4
Atlanta	4	2	2	16	6	10	40	50	2013	CQF	L 0-4
Cincinnati	3	1	2	14	7	7	41	43	2010	CQF	L 2-3
Florida	6	3	3	25	13	12	75	81	2017	DF	W 4-1
Greenville	1	1	0	6	4	2	24	13	2017	DSF	W 4-2
Kalamazoo	2	1	1	10	5	5	30	30	2016	CQF	W 4-1
Orlando	2	0	2	9	1	8	13	24	2019	DSF	L 1-4
Reading	1	1	0	7	4	3	19	22	2015	DSF	W 4-3
Toledo	1	1	0	7	4	3	25	24	2015	CF	W 4-3
Wheeling	3	0	3	15	4	11	33	40	2016	CF	L 3-4

All-Time Playoff Results

Year	Round	Opponent	Result	GF	GA	OT	Year	Round	Opponent	Result	GF	GA	OT
2019	DSF	Orlando	L 1-4	10	16	0-1	2006	DSF	Gwinnett	L 0-3	8	13	0-1
2018	DSF	Orlando	L 0-4	3	8	0-2	2005	DQF	Charlotte	W 2-1	12	8	0-0
2017	Finals	Colorado	L 0-4	9	13	0-2	2004	CQF	Florida	L 1-3	13	19	0-1
	CF	Manchester	W 4-3	19	19	0-0	2004	DF	Florida	L 0-3	6	16	0-1
	DF	Florida	W 4-1	12	10	2-0	2003	DSF	Columbia	W 3-1	11	8	1-0
	DSF	Greenville	W 4-2	24	13	0-0	2003	DSF	Pee Dee	L 1-3	13	12	0-1
2016	CF	Wheeling	L 3-4	19	18	0-2	2002	WC	Florida	L 0-1	2	3	0-0
	CSF	Adirondack	W 4-3	21	14	1-1	2001	Finals	Trenton	W 4-1	20	16	1-1
	CQF	Kalamazoo	W 4-1	20	11	0-0		CF	Louisiana	W 4-0	16	7	0-0
2015	Finals	Allen	L 3-4	19	22	0-2		CSF	Mobile	W 3-2	22	19	1-1
	CF	Toledo	W 4-3	25	24	2-2		CQF	Arkansas	W 3-1	20	12	0-0
	DF	Florida	W 4-2	23	16	0-2	2000	CSF	Louisiana	L 0-3	8	18	0-0
	DSF	Reading	W 4-3	19	22	1-0		CQF	Pee Dee	W 3-2	18	14	1-0
2014	CQF	Wheeling	L 0-4	4	11	0-1		WC	Baton Rouge	W 2-0	11	6	1-0
2013	CQF	Gwinnett	L 0-4	6	15	0-0	1999	CQF	Mississippi	L 0-3	6	11	0-1
2012	CSF	Kalamazoo	L 1-4	10	19	0-0	1998	CQF	Pee Dee	L 2-3	14	14	0-1
	CQF	Gwinnett	W 3-1	13	9	2-0	1997	Finals	Louisiana	W 4-1	27	16	0-0
2011	CQF	Wheeling	L 1-3	10	11	0-2		SF	Pensacola	W 3-2	24	18	1-1
2010	CQF	Cincinnati	L 2-3	9	13	1-2		2nd	Hampton Roads	W 3-2	24	24	2-0
2009	Finals	Alaska	W 4-3	22	15	0-1		1st	Charlotte	W 3-0	13	7	0-0
	CF	Cincinnati	W 4-0	17	10	0-0	1996	2nd	Charlotte	L 2-3	19	21	0-0
	DF	Florida	W 4-2	19	17	2-1		1st	Louisville	W 3-0	12	6	0-0
	DSF	Charlotte	W 4-2	26	19	0-0	1995	2nd	Nashville	L 1-3	11	18	1-0
2008	CF	Cincinnati	L 1-4	15	20	1-2		1st	Johnstown	W 3-2	25	20	0-1
	DF	Columbia	W 3-2	14	11	0-1	1994	1st	Hampton Roads	L 1-2	8	14	0-0
	DSF	Gwinnett	W 3-2	13	13	1-0							
	DQF	Augusta	W 3-2	14	14	2-1							

2019-20 Regular Season Statistics

<u>PLAYER</u>	<u>Pos</u>	<u>GP</u>	<u>G</u>	<u>A</u>	<u>PTS</u>	<u>+/-</u>	<u>PIM</u>	<u>PP</u>	<u>PPA</u>	<u>SH</u>	<u>SHA</u>	<u>GW</u>	<u>FG</u>	<u>OT</u>	<u>UA</u>	<u>EN</u>	<u>SOG</u>	<u>SOA</u>	<u>Shots</u>	<u>Sh%</u>
Andrew Cherniwchan	F	60	28	23	51	24	44	8	3	4	1	4	3	1	5	1	2	3	203	13.8
Max Novak	F	59	15	36	51	18	8	4	7	0	1	1	0	0	2	1	0	0	147	10.2
Dan DeSalvo	F	46	19	29	48	11	42	5	7	0	1	5	2	0	1	1	0	2	139	13.7
Cole Ully	F	53	12	36	48	21	52	1	9	0	0	1	0	0	0	0	0	2	124	9.7
Mark Cooper	F	55	17	29	46	3	33	3	5	0	0	3	4	0	0	2	0	0	161	10.6
Matthew Weis	F	39	11	30	41	25	23	4	6	0	0	3	1	0	0	1	0	2	92	12.0
Tom Parisi	D	48	12	23	35	19	48	1	8	0	0	3	2	1	1	0	0	0	171	7.0
Cameron Askew	F	55	12	16	28	4	36	2	7	0	0	2	2	0	1	0	0	0	99	12.1
Branden Troock	F	7	5	5	10	3	16	1	2	0	0	2	3	0	0	0	0	0	28	17.9
TOTALS		23	11	12	23	4	26	2	3	0	0	2	4	0	0	0	0	0	74	14.9
Kristofers Bindulis	D	50	6	17	23	8	20	1	8	0	0	1	2	0	0	0	0	0	80	7.5
Dylan Steman	F	47	6	14	20	-1	23	1	5	1	0	3	2	0	1	1	0	0	79	7.6
Tim Harrison	F	54	9	10	19	10	79	0	0	2	1	1	1	0	0	0	0	0	67	13.4
Jonathan Charbonneau	F	34	9	9	18	5	8	4	1	0	0	4	4	0	1	0	0	0	74	12.2
Nathan Noel	F	1	0	0	0	0	0	0	0	0	0	0	0	0	0	0	0	0	1	0.0
TOTALS		41	6	11	17	-1	47	1	0	0	0	1	1	0	2	2	0	0	42	14.3
Jaynen Rissling	D	54	4	12	16	11	68	0	1	0	0	0	0	0	0	1	0	0	92	4.3
Tariq Hammond	D	56	3	11	14	29	33	0	0	0	0	1	1	0	0	0	0	0	87	3.4
Jordan Klimek	D	31	5	8	13	9	22	0	0	0	0	2	1	0	0	0	0	0	57	8.8
Mitch Vanderlaan	F	32	5	8	13	16	6	0	2	0	0	1	1	0	0	0	0	0	43	11.6
Ed Wittchow	D	19	5	7	12	11	13	1	0	0	0	1	0	1	0	0	0	0	54	9.3
Casey Bailey	F	9	8	3	11	10	10	2	0	0	0	0	3	0	1	0	0	1	52	15.4
Steve Whitney	F	5	5	4	9	3	6	0	1	0	0	1	1	0	0	0	0	0	21	23.8
Marly Quince	F	5	1	1	2	2	4	0	0	0	0	1	0	0	0	0	0	0	13	7.7
TOTALS		26	4	5	9	9	8	0	0	0	0	2	0	0	1	0	0	0	48	8.3
Tommy Hughes	D	33	2	6	8	13	24	0	0	0	1	0	0	0	0	1	0	0	37	5.4
Alec Marsh	F	10	5	2	7	6	10	0	0	0	0	0	0	0	0	0	0	0	11	45.5
TOTALS		13	5	2	7	6	10	0	0	0	0	0	0	0	0	0	0	0	12	41.7
Neal Goff	D	15	1	1	2	1	9	0	0	0	0	0	0	0	0	0	0	0	13	7.7
TOTALS		52	2	5	7	-16	50	0	0	0	0	0	0	0	0	0	0	0	59	3.4
Matt Nuttle	D	32	1	6	7	14	32	0	0	0	1	1	1	0	0	0	0	0	31	3.2
Jesse Lees	D	9	3	3	6	3	2	1	1	0	0	1	1	1	0	0	0	0	20	15.0
Dylan Zink	D	18	3	3	6	1	6	1	1	0	0	0	1	0	0	0	0	0	24	12.5
Scott Davidson	F	33	1	4	5	4	39	0	0	0	0	0	0	0	0	0	0	0	24	4.2
Zach Urban	D	3	0	1	1	1	2	0	0	0	0	0	0	0	0	0	0	0	3	0.0
TOTALS		8	1	1	2	-2	4	0	0	0	0	0	0	0	1	0	0	0	7	14.3
Chris McCarthy	F	3	0	2	2	-2	2	0	0	0	0	0	0	0	0	0	0	0	6	0.0
Logan Thompson	G	32	0	2	2	0	15	0	0	0	0	0	0	0	0	0	0	0	0	0.0
Brady Fleurent	F	4	1	0	1	0	2	0	0	0	0	0	0	0	0	0	0	0	10	10.0
Dylan Olsen	D	9	0	1	1	0	0	0	0	0	0	0	0	0	0	0	0	0	7	0.0
Billy Christopoulos	G	1	0	0	0	0	0	0	0	0	0	0	0	0	0	0	0	0	0	0.0
Alexandre Boivin	F	3	0	0	0	-4	0	0	0	0	0	0	0	0	0	0	0	0	4	0.0
Parker Milner	G	30	0	0	0	0	6	0	0	0	0	0	0	0	0	0	0	0	0	0.0
BENCH		62	2				8												2	
TEAM TOTALS		62	216	362	576	278	751	40	74	7	6	42	36	4	13	9	2	10	2076	10.3

<u>GOALIE</u>	<u>GPMINS</u>	<u>W</u>	<u>L</u>	<u>OTL</u>	<u>SL</u>	<u>SO</u>	<u>EN</u>	<u>GA</u>	<u>GAASOGPSOW</u>	<u>SA</u>	<u>SVS</u>	<u>SV%</u>
Billy Christopoulos	1	60	1	0	0	0	0	2	2.00	0	36	34 0.944
Parker Milner	30	1772	20	6	2	1	7	4	65 2.20	2	1 839	774 0.923
Logan Thompson	32	1922	23	8	1	0	3	3	72 2.25	1	1 1021	949 0.929
TEAM TOTALS	63	3754	44	14	3	1	10	7	139 2.22	3	2 1896	1757 0.927



Ryan Blair **Head Coach**

Ryan Blair was named the 10th head coach in Stingrays' history on July 15, 2020 after serving as the team's assistant coach during the 2019-20 season. He helped the Stingrays to the ECHL's best regular season record during the 2019-20 season while working under Head Coach Steve Bergin. Blair also helped oversee the best defensive club in the ECHL last year, as the Stingrays surrendered a league-low 2.37 goals per game. Prior to joining the Stingrays organization, Blair held the Director of Hockey Operations position with the UMass-Lowell men's hockey team under head coach Norm Bazin during 2018-19. The former blueliner also had a three-year professional playing career in the ECHL from 2011-14, totaling 117 games with the Cincinnati Cyclones, Toledo Walleye, Reading Royals, Orlando Solar Bears and Wheeling Nailers. After the conclusion of his playing career, Blair spent time as both an assistant and head coach with the Boston Jr. Rangers in the Eastern Hockey League for three years from 2015-18. During his time with the club he helped oversee a combined record of 90-25-11 that included playoff championships in 2016 and 2018, as well as a regular-season championship in 2018. After the 2017-18 season, Blair was honored as the EHL Premier Coach of the Year. Born in Toronto, Ontario, Blair also lived in Ashburn, Va. before attending UMass-Lowell from 2007-11. During four seasons of NCAA Hockey with the Riverhawks, Blair appeared in 141 career games and helped the program reach the Hockey East Championship game in 2009.

Coaching History

Year	Coach	STD	W	L	T	PTS	Playoffs
2019-20	Steve Bergin	1-S	44	14	4	92	No Playoffs due to COVID-19
2018-19	Spiros Anastas	3-S	35	31	6	76	Lost Division Semifinals
2017-18	Ryan Warsofsky	2-S	48	16	8	104	Lost Division Semifinals
2016-17	Ryan Warsofsky	3-S	40	28	4	84	Lost Kelly Cup Finals
2015-16	Spencer Carbery	1-S	44	18	10	98	Lost Conference Finals
2014-15	Spencer Carbery	2-E	45	20	7	97	Lost Kelly Cup Finals
2013-14	Spencer Carbery	1-S	43	23	6	92	Lost Conference Quarterfinals
2012-13	Spencer Carbery	3-S	38	26	8	84	Lost Conference Quarterfinals
2011-12	Spencer Carbery	4-S	37	28	7	81	Lost Conference Semifinals
2010-11	Cail MacLean	2-S	37	29	6	80	Lost Conference Quarterfinals
2009-10	Cail MacLean	2-S	41	19	12	94	Lost Conference Quarterfinals
2008-09	Jared Bednar	1-S	42	23	6	90	Won Kelly Cup
2007-08	Jared Bednar	2-S	47	22	3	97	Lost Conference Finals
2006-07	Jason Fitzsimmons	6-S	36	27	9	81	Out of Playoffs
2005-06	Jason Fitzsimmons	4-S	32	25	15	79	Lost Division Semifinals
2004-05	Jason Fitzsimmons	2-E	39	24	9	87	Lost Conference Quarterfinals
2003-04	Jason Fitzsimmons	4-S	39	28	5	83	Lost Division Finals
2002-03	Jason Fitzsimmons	2-SE	42	22	8	92	Lost Conference Quarterfinals
2001-02	Rick Adduono	4-SE	39	26	7	85	Lost Conference Quarterfinals
2000-01	Rick Adduono	1-SE	42	23	7	91	Won Kelly Cup
1999-00	Rick Adduono	4-SE	35	25	10	80	Lost Conference Semifinals
1998-99	Rick Adduono	3-SE	40	20	10	90	Lost Conference Quarterfinals
1997-98	Rick Vaive	1-SE	41	23	6	88	Lost Conference Quarterfinals
1996-97	Rick Vaive	1-E	45	15	10	100	Won Kelly Cup
1995-96	Rick Vaive	3-E	40	22	8	88	Lost Second Round
1994-95	Rick Vaive	1-S	42	19	7	91	Lost Second Round
1993-94	Rick Vaive	6-E	33	26	9	75	Lost First Round

2020-21 Schedule

Fri. Dec. 11 Greenville
 Fri. Dec. 18 at Jacksonville
Sat. Dec. 19 Jacksonville
 Sat. Dec. 26 at Greenville
Sun. Dec. 27 Greenville
 Fri. Jan. 1 at Greenville
 Sat. Jan. 2 at Jacksonville
 Wed. Jan. 6 at Orlando
Fri. Jan. 8 Wheeling
Sat. Jan. 9 Wheeling

Remainder of schedule will be announced at a later date

2019-20 Results

Oct. 12	at Orlando	4-2	Dec. 13	at Norfolk	4-5*	Jan. 29	at Greenville	2-6
Oct. 18	at Atlanta	5-3	Dec. 14 Greenville	3-0	Jan. 31 Norfolk	6-8		
Oct. 19 Orlando	4-2	Dec. 15 Jacksonville	2-1	Feb. 1 Florida	2-5			
Oct. 23	at Norfolk	2-5	Dec. 20 Orlando	6-4	Feb. 6	at Orlando	4-0	
Oct. 25	at Norfolk	4-3*	Dec. 21	at Jacksonville	4-3	Feb. 7	at Orlando	2-1
Oct. 26	at Norfolk	3-0	Dec. 26	at Atlanta	3-4#	Feb. 9 Jacksonville	3-6	
Nov. 3	at Orlando	8-2	Dec. 27	at Atlanta	3-1	Feb. 12	at Norfolk	9-1
Nov. 8	at Greenville	4-0	Dec. 28 Orlando	3-0	Feb. 14 Adirondack	4-3*		
Nov. 9	at Greenville	3-2#	Jan. 3 Florida	0-1	Feb. 15 Greenville	4-3*		
Nov. 15 Indy	4-3	Jan. 4 Florida	3-5	Feb. 16	at Jacksonville	3-1		
Nov. 16 Norfolk	6-2	Jan. 5 Atlanta	3-2	Feb. 18 Greenville	6-2			
Nov. 17 Norfolk	5-2	Jan. 7 Atlanta	5-1	Feb. 22 Atlanta	5-4#			
Nov. 19 Greenville	2-5	Jan. 10 Brampton	1-3	Feb. 23 Worcester	6-5*			
Nov. 22	at Florida	3-2	Jan. 11 Florida	4-1	Feb. 26 Atlanta	2-3		
Nov. 23	at Florida	3-0	Jan. 12	at Greenville	2-1	Feb. 29	at Worcester	3-1
Nov. 30	at Orlando	2-0	Jan. 15	at Jacksonville	4-0	Mar. 1	at Maine	6-4
Dec. 2	at Orlando	3-4*	Jan. 17 Jacksonville	4-1	Mar. 4	at Idaho	0-1	
Dec. 4	at Atlanta	5-3	Jan. 18 Atlanta	4-2	Mar. 6	at Idaho	1-4	
Dec. 6	at Florida	2-0	Jan. 19 Orlando	1-2	Mar. 7	at Idaho	5-4	
Dec. 7	at Florida	2-3*	Jan. 24	at Norfolk	4-1	Mar. 11	at Orlando	1-3
Dec. 10 Orlando	2-1	Jan. 25	at Norfolk	3-0				

* - Overtime # - Shootout



Todd Halloran
Governor

Todd Halloran became the majority owner of the Stingrays in April 2018 through his investment entity Deke Hockey Holdings LLC. Todd is a partner at Freeman Spogli & Co., a Los Angeles and New York-based private equity firm with approximately \$2 billion under management. Freeman Spogli is dedicated to partnering with management in U.S.-based consumer-related growth businesses providing capital, strategic and financial counsel, and focused industry experience. Over his 23 years at Freeman Spogli, Halloran has worked with and served on the board of directors for a number of public and private companies. He currently serves on the boards of four private companies. In addition, Halloran has been a board member and/or involved with a number of philanthropic and not-for-profit organizations, including organizations focused on underprivileged groups, education and youth sports. He is currently a board member of The Community Fund, a Trustee Emeritus at Colby College and the former president of the Darien (CT) Youth Hockey Association, one of the largest youth hockey organizations in the country. Born and raised in the Boston area, Halloran attended Colby College and graduated with a B.A. in Economics. He also studied for a year at The London School of Economics and earned his MBA at Harvard University. After graduating from Harvard, he worked at Goldman Sachs for five years in the Mergers & Acquisitions Group and the Principal Investment Area (GS Capital Partners). Halloran currently splits his time between South Carolina and CT/NY. He and his family are passionate hockey fans. He grew up playing hockey in a skating family and has four children who all grew up playing the sport including one currently playing collegiate hockey.



Rob Concannon
President/Alternate Governor

Rob Concannon is in his 11th season as president of South Carolina. Born in Dorchester, Mass., Concannon played for the Stingrays from 1995 to 2000, was a member of the 1997 Kelly Cup championship team and was inducted into the Stingrays Hall of Fame in 2004. He retired from hockey with the sixth most games played in Stingrays history at 330, and sixth all-time with 231 points (111g-120a). Prior to turning pro, Concannon was a Division III All-American in 1995 with Salem State College. In addition to the Stingrays, Concannon skated for the Idaho Steelheads and Greenville Grrrowl during his eight-year hockey career. Rob and his wife Keri reside in downtown Charleston with their two children, John Robert and Ella.

5050 Etna Street, Suite B, North Charleston, SC 29418

Office (843) 744-2248
Arena North Charleston Coliseum
Rink Dimensions 200 x 85
Radio Station StingraysHockey.com

Email jshafran@stingrayshockey.com
Capacity 7,250
Team Colors Red, White, Blue
Broadcaster Jared Shafran

Team Directory

Governor	Todd Halloran
President/Alternate Governor	Rob Concannon
Head Coach/Director of Hockey Operations	Ryan Blair
Assistant Coach	Brendan Kotyk
Office Manager	Julie Thoennes
Vice President of Corporate Partnerships	Kevin Schildt
Senior Director of Ticket Sales	Samantha Davis
Director of Communications and Broadcasting	Jared Shafran
Ticket Operations Manager	Kyle Huckabee
Sponsorship Activation Director	Karson Stinson
Marketing and Community Relations Manager	Kimberly Runey
Account Executives	Mario Picciotto, Jordan Lockhart and Jack Isherwood
Equipment Manager	Cameron Parker
Athletic Trainer	Max Finley



TOLEDO WALLEYE

NHL Affiliate: Detroit Red Wings

AHL Affiliate: Grand Rapids Griffins

Year-by-Year Record

Season	GP	Home					Away					Overall					GF	GA	PTS
		W	L	T	OT	SO	W	L	T	OT	SO	W	L	T	OT	SO			
2019-20	59	19	7	2	1-1	3-1	18	10	3	3-3	1-0	37	17	5	4-4	4-1	225	163	79
2018-19	72	23	9	4	2-3	2-1	17	14	5	2-3	2-2	40	23	9	4-6	4-3	237	221	89
2017-18	72	28	7	1	1-1	0-0	22	10	4	1-2	4-3	50	17	5	4-3	1-2	242	170	105
2016-17	72	26	7	3	5-1	1-2	25	10	1	2-1	2-0	51	17	4	7-2	3-2	302	191	106
2015-16	72	27	8	1	4-0	2-1	20	12	4	0-2	4-2	47	20	5	4-2	6-3	225	174	99
2014-15	72	26	6	4	0-2	5-2	24	9	3	1-3	4-0	50	15	7	1-5	9-2	281	182	107
2013-14	72	11	23	2	0-1	0-1	10	21	5	2-3	3-2	21	44	7	2-4	3-3	193	268	49
2012-13	72	18	12	6	2-3	0-3	19	14	3	0-2	0-1	37	26	9	2-5	0-4	224	195	83
2011-12	72	14	19	3	2-0	2-3	14	19	3	1-2	3-1	28	32	6	3-2	5-4	189	258	62
2010-11	72	16	17	3	2-2	1-1	17	16	3	1-2	3-1	33	33	6	3-4	4-2	239	255	72
2009-10	72	22	13	1	7-0	1-1	13	17	6	2-2	0-4	35	30	7	9-2	1-5	254	274	77
2006-07*	72	27	9	0	1-0	2-1	12	21	3	1-1	3-1	39	30	3	2-1	5-2	211	220	81
2005-06*	72	27	6	3	3-1	2-2	19	15	2	1-2	3-0	46	21	5	4-3	5-2	244	189	97
2004-05*	72	24	10	2	1-2	2-0	17	16	3	0-0	3-3	41	26	5	1-2	5-3	203	194	87
2003-04*	72	11	19	6	0-2	3-4	12	19	5	2-1	3-4	23	38	11	2-3	6-8	183	258	57
2002-03*	72	29	3	4	1-1	1-3	18	12	6	0-3	2-3	47	15	10	1-4	3-6	247	196	104
2001-02*	72	16	15	5	3-3	1-2	12	19	5	2-1	1-4	28	34	10	5-4	2-6	225	265	66
2000-01*	72	21	11	4	1-1	1-3	16	16	4	2-2	4-2	37	27	8	3-3	5-5	262	259	82
1999-00*	70	14	17	4	---	3-4	8	24	3	---	2-3	22	41	7	---	5-7	214	306	51
1998-99*	70	23	8	4	---	2-4	16	18	1	---	5-1	39	26	5	---	7-5	256	246	83
1997-98*	70	25	6	4	---	6-4	16	15	4	---	4-4	41	21	8	---	10-8	251	237	90
1996-97*	70	19	10	6	---	3-6	13	18	4	---	3-4	32	28	10	---	6-10	258	248	74
1995-96*	70	27	4	4	---	7-4	21	10	4	---	10-4	48	14	8	---	17-8	301	240	104
1994-95*	68	25	7	2	1-0	0-2	16	15	3	1-1	0-2	41	22	5	2-1	0-4	287	230	87
1993-94*	68	25	6	3	2-1	1-2	19	14	1	1-0	3-1	44	20	4	3-1	4-3	338	289	92
1992-93*	64	21	7	4	1-0	0-4	15	10	7	1-1	0-6	36	17	11	2-1	0-10	316	238	83
1991-92*	64	25	5	2	1-2	0-0	21	10	1	4-1	0-0	46	15	3	5-3	0-0	367	240	95

T - Includes Overtime and Shootout Losses (Games tied at end of regulation went directly to shootout from 1995-2000)
* - Toledo Storm

Year-by-Year Results

Season	Finished	Result	Season	Finished	Result
2020	2nd, Central	No Playoffs due to COVID-19	2004	8th, Northern	Out of Playoffs
2019	2nd, Central	Lost Kelly Cup Finals	2003	1st, Northwest	Lost Division Semifinals
2018	1st, Central	Lost Division Finals	2002	6th, Northwest	Out of Playoffs
2017	1st, Central	Lost Conference Finals	2001	3rd, Northwest	Lost Conference Semifinals
2016	1st, North	Lost Conference Quarterfinals	2000	6th, Northwest	Out of Playoffs
2015	1st, North	Lost Conference Finals	1999	3rd, Northwest	Lost Conference Semifinals
2014	5th, North	Out of Playoffs	1998	2nd, Northwest	Lost Conference Semifinals
2013	2nd, North	Lost Conference Quarterfinals	1997	5th, North	Lost First Round
2012	4th, North	Out of Playoffs	1996	1st, North	Lost Semifinals
2011	4th, North	Out of Playoffs	1995	3rd, North	Lost First Round
2010	3rd, North	Lost Conference Quarterfinals	1994	1st, North	Won Riley Cup
2007	2nd, North	Lost Division Semifinals	1993	1st, West	Won Riley Cup
2006	1st, North	Lost Conference Finals	1992	1st, West	Lost First Round
2005	4th, North	Lost Division Semifinals			

All-Time Record vs. Other Clubs

Team	W-L-T	Team	W-L-T	Team	W-L-T	Team	W-L-T
Adirondack	1-3-0	Greenville	7-13-3	Newfoundland	0-2-0	Utah	5-1-0
Allen	0-1-0	Idaho	3-5-1	Norfolk	4-0-1	Wheeling	116-78-17
Atlanta	15-8-2	Indy	30-8-5	Orlando	3-4-1	Wichita	3-0-0
Brampton	34-10-2	Jacksonville	0-0-0	Rapid City	3-0-1	Worcester	2-0-0
Cincinnati	83-60-10	Kalamazoo	61-45-14	Reading	36-30-10		
Florida	12-12-3	Kansas City	9-4-0	South Carolina	5-19-2		
Fort Wayne	39-22-10	Maine	0-0-0	Tulsa	3-2-0		

Web - ToledoWalleye.com

Twitter - [@ToledoWalleye](https://twitter.com/ToledoWalleye)

Club Records

Players

Most Points, Season	111	Mike Maurice, 1991-92
Most Points, Game	8	Alex Hicks vs. Louisville, Nov. 5, 1993
Most Goals, Season	63	Andrew Williamson, 1999-00
Most Goals, Game	6	Brad McCaughey vs. Columbus (Ohio), Nov. 6, 1991
Most Assists, Season	72	Mike Maurice, 1991-92
Most Assists, Game	6	several players
Most PIM, Season	438	Ken Tasker, 1999-00
Most PIM, Game	39	Ron Aubrey vs. Louisville, Dec. 14, 1991

Goaltenders

Most Appearances	56	Nick Vitucci, 1994-95, Mark Bernard, 2000-01
Most Minutes	3,275	Mark Bernard, 2000-01
Most Wins	37	Pat Nagle, 2017-18
Most Losses	21	Mark Bernard, 2000-01
Most OT/SO Losses	7	Scott King, 1992-93, Joey MacDonald, 2001-02
Most Shots	1,886	Mark Bernard, 2000-01
Most Saves	1,706	Mark Bernard, 2000-01
Most Shutouts	7	Jake Paterson, 2016-17
Lowest GAA	2.06	Drew MacIntyre, 2005-06
Best Save Percentage	.932	Billy Christopoulos, 2019-20

Team

Most Points	107	2014-15
Fewest Points	49	2013-14
Most Wins	51	2016-17
Fewest Wins	21	2013-14
Most Losses	44	2013-14
Fewest Losses	14	1995-96
Most Goals Scored	367	1991-92
Fewest Goals Against	170	2017-18
Most Penalty Minutes	2,405	1999-00

Longest Winning Streak

Overall	10	four times, most recent: Oct. 24-Nov. 17, 2018
Home	18	Feb. 14-Nov. 12, 1993
Road	8	Jan. 6-Mar. 3, 2018 Feb. 22-Mar. 8, 1992

Longest Winless Streak

Overall	14	Feb. 2-28, 2003
Home	12	Jan. 31-Mar. 19, 2014
Road	7	Nov. 10-Dec. 18, 2013

Regular Season Game Attendance Record

8,397 vs. Brampton, Apr. 6, 2019
11,222 (outdoor game) vs Kalamazoo, Dec. 27, 2014

Postseason Game Attendance Record

8,558 vs. Newfoundland, June 1, 2019

Regular Season Attendance Record

280,170, 2018-19

Playoff Record vs. Current Teams

	Series	W	L	GP	W	L	GF	GA	Last Mtg	Rnd	Result
Atlanta	1	0	1	5	1	4	13	19	2006	CF	L 1-4
Cincinnati	3	1	2	14	6	8	33	43	2019	DF	W 4-1
Fort Wayne	4	3	1	24	14	10	72	56	2019	DSF	W 4-2
Indy	1	1	0	4	4	0	14	9	2018	DSF	W 4-0
Kalamazoo	1	1	0	7	4	3	26	25	2017	DSF	W 4-3
Newfoundland	1	0	1	6	2	4	16	17	2019	Finals	L 2-4
Reading	2	0	2	11	4	7	22	30	2016	CQF	L 3-4
South Carolina	1	0	1	7	3	4	24	25	2015	CF	L 3-4
Tulsa	1	1	0	7	4	3	24	16	2019	CF	W 4-3
Wheeling	5	4	1	25	15	10	84	82	2015	DSF	W 4-3

All-Time Playoff Results

Year	Round	Opponent	Result	GF	GA	OT	Year	Round	Opponent	Result	GF	GA	OT
2019	Finals	Newfoundland	L 2-4	16	17	0-2	2005	DSF	Reading	L 1-3	3	8	0-0
	CF	Tulsa	W 4-3	24	16	0-1	2003	DF	Cincinnati	L 1-3	5	10	0-0
	DF	Cincinnati	W 4-1	15	10	0-0		DSF	Lexington	W 3-0	17	2	0-0
	DSF	Fort Wayne	W 4-2	22	11	0-1	2001	CSF	Trenton	L 0-3	4	13	0-1
2018	DF	Fort Wayne	L 2-4	13	20	0-0		CQF	Roanoke	W 3-2	15	13	1-1
	DSF	Indy	W 4-0	14	9	2-0	1999	CSF	Richmond	L 0-3	7	13	0-0
2017	CF	Colorado	L 1-4	17	21	0-2		CQF	Peoria	W 3-1	17	13	0-0
	DF	Fort Wayne	W 4-1	15	10	1-0	1998	CSF	Wheeling	L 1-3	8	14	0-1
	DSF	Kalamazoo	W 4-3	26	25	0-0		CQF	Chesapeake	W 3-0	11	5	1-0
2016	CQF	Reading	L 3-4	19	22	0-0	1997	1st	Columbus	L 2-3	12	17	2-1
2015	CF	South Carolina	L 3-4	24	25	2-2	1996	SF	Jacksonville	L 2-3	15	20	1-0
	DF	Fort Wayne	W 4-3	22	15	0-3		2nd	Knoxville	W 3-0	10	6	1-0
	DSF	Wheeling	W 4-3	18	17	2-0		1st	Dayton	W 3-0	14	7	1-0
2013	CQF	Cincinnati	L 2-4	14	19	1-2	1995	1st	Nashville	L 1-3	10	12	0-0
2010	CQF	Charlotte	L 1-3	13	16	0-1	1994	Finals	Raleigh	W 4-1	24	17	2-1
2007	DSF	Cincinnati	L 0-3	4	17	0-0		SF	Wheeling	W 3-0	16	5	0-0
2006	CF	Gwinnett	L 1-4	13	19	0-1		2nd	Columbus	W 3-0	21	9	0-0
	DF	Wheeling	W 3-2	14	18	0-0		1st	Dayton	W 2-1	14	10	1-0
	DSF	Johnstown	W 3-0	12	6	0-0	1993	Finals	Wheeling	W 4-2	28	28	1-0
								SF	Nashville	W 4-2	32	19	0-1
								QF	Erie	W 3-1	16	23	0-0
							1992	1st	Louisville	L 1-4	23	16	1-0

2019-20 Regular Season Statistics

<u>PLAYER</u>	<u>Pos</u>	<u>GP</u>	<u>G</u>	<u>A</u>	<u>PTS</u>	<u>+/-</u>	<u>PIM</u>	<u>PP</u>	<u>PPA</u>	<u>SH</u>	<u>SHA</u>	<u>GW</u>	<u>FG</u>	<u>OT</u>	<u>UA</u>	<u>EN</u>	<u>SOG</u>	<u>SOA</u>	<u>Shots</u>	<u>Sh%</u>
Josh Kestner	F	58	33	40	73	23	44	8	12	1	0	3	3	0	3	2	1	2	212	15.6
Shane Berschbach	F	56	20	43	63	20	17	6	16	1	0	1	1	0	0	1	0	0	118	16.9
TJ Hensick	F	57	16	40	56	-7	23	3	16	0	1	1	3	0	1	1	0	1	135	11.9
Joshua Winquist	F	48	14	36	50	28	63	5	7	1	0	0	3	0	0	1	1	1	90	15.6
Abbott Girduckis	F	49	15	19	34	3	4	5	5	0	0	6	4	0	0	0	0	0	81	18.5
Marcus Vela	F	49	12	13	25	-3	31	3	3	0	1	1	0	0	0	0	0	0	93	12.9
TOTALS		52	12	14	26	-4	37	3	3	0	1	1	0	0	0	0	0	0	96	12.5
Troy Loggins	F	45	11	14	25	-2	41	5	5	0	0	0	2	0	1	0	2	3	99	11.1
Kyle Bonis	F	32	12	12	24	4	2	1	1	0	1	4	5	0	1	0	0	0	102	11.8
Justin Buzzeo	F	38	13	9	22	-2	14	2	3	3	0	2	1	0	1	1	0	2	79	16.5
Brenden Kotyk	D	50	7	15	22	18	24	0	0	0	1	0	0	1	1	0	0	0	96	7.3
Charle-Edouard D'Astous	D	46	3	19	22	9	50	0	7	0	0	0	0	0	0	0	0	0	127	2.4
Tyler Spezia	F	21	10	10	20	5	26	1	3	0	0	1	1	1	0	0	0	0	42	23.8
Brett Boeing	F	40	9	11	20	11	20	2	0	1	0	3	0	1	1	0	0	0	71	12.7
Gregor MacLeod	F	16	9	10	19	10	8	2	3	1	0	1	3	0	1	0	1	1	30	30.0
Brandon Anselmini	D	35	2	17	19	4	52	1	10	0	2	0	0	0	0	0	0	0	75	2.7
Nolan Gluchowski	D	18	5	4	9	0	15	3	1	0	0	4	0	1	0	0	0	0	27	18.5
TOTALS		42	7	11	18	3	34	4	4	0	0	4	0	1	0	0	0	0	76	9.2
Steve Oleksy	D	36	1	14	15	-3	62	0	0	0	0	1	0	0	0	0	0	0	79	1.3
Branden Troock	F	16	6	7	13	1	10	1	1	0	0	0	1	0	0	0	0	0	46	13.0
Blake Hillman	D	35	1	12	13	5	8	0	0	0	1	1	0	1	0	0	0	0	40	2.5
Michael Moffat	D	34	5	7	12	11	92	0	0	0	1	1	0	0	0	0	1	1	34	14.7
Kevin Spinozzi	D	34	4	7	11	5	23	1	1	0	0	1	0	1	0	0	0	0	77	5.2
Dylan Zink	D	19	1	4	5	11	29	0	2	0	0	1	0	0	0	0	0	0	31	3.2
TOTALS		37	4	7	11	12	35	1	3	0	0	1	1	0	0	0	0	0	55	7.3
Alex Kromm	F	32	4	6	10	2	32	0	0	0	0	1	1	0	0	0	0	0	33	12.1
Mark Auk	D	30	3	7	10	5	16	0	1	0	0	1	0	0	1	0	1	1	45	6.7
Jimmy Lodge	F	10	2	2	4	-2	6	0	0	0	0	0	0	0	0	0	0	0	12	16.7
Zack Phillips	F	12	2	1	3	-4	6	2	0	0	0	0	1	0	0	0	0	0	16	12.5
Zach Yoder	D	4	0	2	2	4	0	0	0	0	0	0	0	0	0	0	0	0	3	0.0
Alec McCrea	D	6	1	0	1	-1	10	0	0	0	0	0	0	0	0	0	0	0	6	16.7
Marcus Crawford	D	1	0	1	1	-2	2	0	1	0	0	0	0	0	0	0	0	0	0	0.0
Cody Sol	D	1	0	1	1	0	0	0	0	0	0	0	0	0	0	0	0	0	0	0.0
Freddy Gerard	F	5	0	1	1	0	2	0	0	0	0	0	0	0	0	0	0	0	4	0.0
Billy Christopoulos	G	29	0	1	1	0	0	0	0	0	1	0	0	0	0	0	0	0	0	0.0
TOTALS		30	0	1	1	0	0	0	0	0	1	0	0	0	0	0	0	0	0	0.0
Butrus Ghafari	D	1	0	0	0	0	2	0	0	0	0	0	0	0	0	0	0	0	0	0.0
Andrew D'Agostini	G	2	0	0	0	0	0	0	0	0	0	0	0	0	0	0	0	0	0	0.0
Kaden Fulcher	G	2	0	0	0	0	0	0	0	0	0	0	0	0	0	0	0	0	1	0.0
Trevor Gorsuch	G	1	0	0	0	0	0	0	0	0	0	0	0	0	0	0	0	0	0	0.0
TOTALS		2	0	0	0	0	0	0	0	0	0	0	0	0	0	0	0	0	0	0.0
Callum Fryer	D	5	0	0	0	2	2	0	0	0	0	0	0	0	0	0	0	0	2	0.0
Filip Larsson	G	10	0	0	0	0	0	0	0	0	0	0	0	0	0	0	0	0	0	0.0
Pat Nagle	G	15	0	0	0	0	2	0	0	0	0	0	0	0	0	0	0	0	0	0.0
BENCH		59	4				10												4	

TEAM TOTALS 59 225 385 606 155 748 51 98 8 8 33 31 4 12 7 7 12 1910 11.6

<u>GOALIE</u>	<u>GPMINS</u>	<u>W</u>	<u>L</u>	<u>OTL</u>	<u>SL</u>	<u>SO</u>	<u>EN</u>	<u>GA</u>	<u>GAASOGPSOW</u>	<u>SA</u>	<u>SVS</u>	<u>SV%</u>			
Billy Christopoulos	29	1772	23	3	3	0	1	0	68	2.30	3	3	998	930	0.932
TOTALS	30	1832	24	3	3	0	1	0	70	2.29	3	3	1034	964	0.932
Filip Larsson	10	595	4	6	0	0	0	3	27	2.72	0	0	299	272	0.910
Pat Nagle	15	910	9	4	1	1	0	1	42	2.77	1	0	465	423	0.910
Trevor Gorsuch	1	67	1	0	0	0	0	0	2	1.79	1	1	44	42	0.955
TOTALS	2	127	2	0	0	0	0	0	6	2.84	1	1	68	62	0.912
Andrew D'Agostini	2	118	0	2	0	0	0	2	6	3.06	0	0	60	54	0.900
Kaden Fulcher	2	120	0	2	0	0	0	0	11	5.51	0	0	65	54	0.831

TEAM TOTALS 59 3582 37 17 4 1 1 6 156 2.61 5 4 1931 1775 0.919



Dan Watson Head Coach

Dan Watson was named the third head coach in Toledo Walleye history on June 29, 2016, replacing Derek Lalonde, who stepped down after two seasons in Toledo to take the head coaching job with the American Hockey League's Iowa Wild. In 2018-19, the Walleye advanced to the Kelly Cup Finals, marking Toledo's first appearance in the ECHL Finals since the Toledo Storm won the Riley Cup in 1994. In 2017-18, he led the Walleye to their fourth consecutive division title. In his first season as head coach, Watson led Toledo to its second Brabham Cup title in three seasons, served as the head coach for the ECHL All-Stars at the CCM/ECHL All-Star Classic and received the John Brophy Award for ECHL Coach of the Year. Prior to taking over as head coach, Watson spent the previous seven seasons as assistant coach and associate head coach for Toledo. Over that time, Watson helped guide the Walleye to four playoff appearances (2010, 2013, 2015, 2016), a Brabham Cup championship (2014-15) and the best Eastern Conference regular season record in back-to-back seasons (2014-15 and 2015-16). He also served 21 games as interim head coach to close out the 2013-14 season, finishing with a 5-13-3 record. Watson played three seasons with the Sarnia Sting of the Ontario Hockey League, being named the 1998-99 Scholastic Player of the Year at Sarnia and the 1999-00 Defensive Player of the Year, and playing in the 1998-99 OHL All-Star Game. Following his junior career, Watson played seven professional seasons in the AHL, UHL, and ECHL, with 447 games played, 89 points (23g-66a) and 394 penalty minutes. He was captain of Long Beach of the ECHL from 2004-06.

Coaching Record		Regular Season				Playoffs		
Season	Team	Games	W	L	T	Games	W	L
2013-14	Toledo Walleye (ECHL)	21	5	13	3	--	--	--
2016-17	Toledo Walleye (ECHL)	72	51	17	4	17	9	8
2017-18	Toledo Walleye (ECHL)	72	50	17	5	10	6	4
2018-19	Toledo Walleye (ECHL)	72	40	23	9	24	14	10
2019-20	Toledo Walleye (ECHL)	59	37	17	5	--	--	--
ECHL Totals		296	183	87	26	51	29	22

Coaching History

Year	Coach	STD	W	L	T	PTS	Playoffs
2019-20	Dan Watson	2-C	37	17	5	79	No Playoffs due to COVID-19
2018-19	Dan Watson	2-C	40	23	9	89	Lost Kelly Cup Finals
2017-18	Dan Watson	1-C	50	17	5	105	Lost Division Finals
2016-17	Dan Watson	1-C	51	17	4	106	Lost Conference Finals
2015-16	Derek Lalonde	1-N	47	20	5	99	Lost Conference Quarterfinals
2014-15	Derek Lalonde	1-N	50	15	7	107	Lost Conference Finals
2013-14	Dan Watson	5-N	5	13	3	13	Out of Playoffs
	Nick Vitucci		16	31	4	36	
2012-13	Nick Vitucci	2-N	37	26	9	83	Lost Conference Quarterfinals
2011-12	Nick Vitucci	4-N	28	38	6	62	Out of Playoffs
2010-11	Nick Vitucci	4-N	33	33	6	72	Out of Playoffs
2009-10	Nick Vitucci	3-N	35	30	7	77	Lost Conference Quarterfinals
2006-07	Nick Vitucci	2-N	39	30	3	81	Lost Division Semifinals
2005-06	Nick Vitucci	1-N	46	21	5	97	Lost Conference Finals
2004-05	Nick Vitucci	4-N	41	26	5	87	Lost Division Semifinals
2003-04	Nick Vitucci	8-N	14	27	8	36	Out of Playoffs
	Steve Harrison		9	11	3	21	
2002-03	Claude Noel	1-NW	47	15	10	104	Lost Conference Semifinals
2001-02	Dennis Holland	6-NW	28	34	10	66	Out of Playoffs
2000-01	Dennis Holland	3-NW	37	27	8	82	Lost Conference Semifinals
1999-00	Todd Gordon	6-NW	22	41	7	51	Out of Playoffs
1998-99	Murray Eaves	3-NW	39	26	5	83	Lost Conference Semifinals
1997-98	Greg Puhalski	2-NW	41	21	8	90	Lost Conference Semifinals
1996-97	Greg Puhalski	5-N	32	28	10	74	Lost First Round
1995-96	Greg Puhalski	1-N	48	14	8	104	Lost Semifinals
1994-95	Greg Puhalski	3-N	41	22	5	87	Lost First Round
1993-94	Chris McSorley	1-N	44	20	4	92	Won Riley Cup
1992-93	Chris McSorley	1-W	36	17	11	83	Won Riley Cup
1991-92	Chris McSorley	1-W	46	15	3	95	Lost First Round

2020-21 Schedule

***Schedule will
be announced
at a later date***

2019-20 Results								
Oct. 12	at Brampton	4-3	Dec. 7	Cincinnati	1-4	Jan. 31	Kalamazoo	6-3
Oct. 19	at Fort Wayne	5-3	Dec. 8	at Wheeling	5-2	Feb. 1	at Indy	2-3
Oct. 25	at Kansas City	4-6	Dec. 12	at Indy	3-4*	Feb. 7	at Cincinnati	3-2*
Oct. 26	at Kansas City	4-2	Dec. 13	Indy	6-2	Feb. 8	Cincinnati	3-2#
Oct. 29	at Kalamazoo	4-3*	Dec. 14	at Cincinnati	4-3*	Feb. 9	Cincinnati	5-2
Nov. 2	Florida	3-4*	Dec. 20	at Wheeling	0-3	Feb. 14	at Kalamazoo	3-4*
Nov. 3	Fort Wayne	3-1	Dec. 21	at Indy	2-3*	Feb. 15	Idaho	2-4
Nov. 6	Wheeling	5-4*	Dec. 27	Wheeling	2-1	Feb. 16	Idaho	4-1
Nov. 8	at Indy	2-4	Dec. 29	Cincinnati	6-3	Feb. 20	at Cincinnati	2-4
Nov. 9	Brampton	9-2	Dec. 31	at Fort Wayne	8-4	Feb. 21	at Fort Wayne	5-1
Nov. 10	at Brampton	2-4	Jan. 3	Kalamazoo	6-2	Feb. 22	at Cincinnati	2-1
Nov. 15	at Newfoundland	3-4	Jan. 4	Indy	2-5	Feb. 26	at Brampton	6-3
Nov. 16	at Newfoundland	0-2	Jan. 5	at Wheeling	8-1	Feb. 28	Fort Wayne	7-1
Nov. 22	at Fort Wayne	6-2	Jan. 10	Indy	3-4#	Feb. 29	Fort Wayne	3-5
Nov. 23	Kalamazoo	5-2	Jan. 11	Indy	2-3	Mar. 1	Wheeling	6-0
Nov. 29	at Reading	2-4	Jan. 12	Wheeling	1-4	Mar. 6	at Indy	4-3
Nov. 30	at Reading	7-4	Jan. 18	at Fort Wayne	2-1#	Mar. 7	at Cincinnati	0-1
Dec. 1	at Wheeling	5-4	Jan. 24	Atlanta	3-2#	Mar. 8	at Kalamazoo	5-1
Dec. 4	Adirondack	2-3	Jan. 25	Fort Wayne	4-3	Mar. 11	Cincinnati	5-3
Dec. 6	Brampton	6-2	Jan. 26	Fort Wayne	3-2#			
		* - Overtime		# - Shootout				



Neil Neukam
General Manager/Executive Vice President

Neil Neukam is the general manager/EVP of the Toledo Walleye and is also in his 28th season with the Toledo Mud Hens Baseball Club, where he spent 17 seasons as Assistant General Manager focusing on Corporate Partnerships. Previously, Neukam worked for the Toledo Storm Hockey Club during their 1991 inaugural season and also Raceway Park, Toledo's former harness racing facility. Neukam received his Bachelor of Science degree in Interdisciplinary Studies from the University of Toledo in 1993. He has volunteered on committees in the past to include the Mid-American Conference baseball tournament, Junior Achievement, CitiFest, YMCA, The Epilepsy Center of NW Ohio, The Arthritis Foundation of NW Ohio, The Advertising Club of Toledo, Junior Achievement, Ohio D.E.C.A. judge, Davis College Advisory Committee Member & Member of the Sport & Recreation Academic Advisory Council at Tiffin University. Originally from Fort Wayne, Ind., Neukam currently resides in South Toledo with his partner Jen.

406 Washington Street, Toledo, OH 43604

Office	(419) 725-9255	Email	info@toledowalleye.com
Arena	Huntington Center	Capacity	7,431
Rink Dimensions	200 x 85	Team Colors	Blue, Gold, White
Radio Station	1230-AM WCWA	Broadcaster	Matt Melzak

Team Directory

President/CEO	Joseph D. Napoli
Executive Vice President & General Manager, Toledo Walleye	Neil Neukam
Executive Vice President & General Manager, Toledo Mud Hens	Erik Ibsen
Head Coach	Dan Watson
Assistant Coach	Andy Delmore
Chief Financial Officer	Brian Leverenz
Communications Director	Andi Roman
Director of Broadcast Services	Greg Tye
Chief Marketing Officer	Kim McBroom
Director of Events and Entertainment	Michael Keedy
Director of Ticket Sales	Brian Perkins
Director of Merchandise and Licensing	Craig Katz
Digital Content Manager	Nathan Steinmetz
Creative Services Director	Dan Royer
Director of Group Sales/Experiences	Kyle Moll
Accounting Manager	Shelly Solis
Assistant Controller	Tom Mitchell
Director of Corporate Partnerships	Ed Santic
Manager of Box Office Sales & Services	Jen Hill
Manager of Game Day Operations	Greg Setola
Manager of Game Day Events	Emily Croll
Special Events/Game Day Coordinator	Tyler Clark and C.J. O'Leary
Communications & Community Relations Manager	Rob Wiercinski
Graphic Designer	Troy Hester
Graphic Design Assistant	Will Mellon
Season Ticket & Group Sales Associates ..	Adam Haman, Becky Fitts, Phil Bargardi, PJ Carr, John Dotson, Becky Fitts, Steven Salens and Edward Wolf
Ticket Service Team Manager	Troy Hammersmith
Ticket Services Team	Samantha Hoot, Haley Dennis and Tori Larsick
Group & Theme Night Consultants	Laura Heinz, Rita Natter and Brian Wilson
Office Manager	Carol Hamilton
Social Media Coordinator	Amanda Jerzykowski
Strategic Planning Coordinator	Heather Brunsting
Executive Assistant to CEO/President	Beth Loy
Executive Assistant to VP/GM	Pam Miranda
Executive Assistant to Marketing	Brenda Murphy
Corporate Partnership Coordinator	Ashley Lonsway
Accountant	Shelly Solis
Equipment Manager	Dave Aleo
Athletic Trainer	Brad Fredrick



TULSA OILERS

NHL Affiliate: Anaheim Ducks

AHL Affiliate: San Diego Gulls

Year-by-Year Record

Season	GP	Home					Away					Overall					GF	GA	PTS
		W	L	T	OT	SO	W	L	T	OT	SO	W	L	T	OT	SO			
2019-20	63	17	13	3	1-3	2-0	12	13	5	0-4	0-1	29	26	8	1-7	2-1	199	196	66
2018-19	72	22	10	4	2-2	1-2	20	14	2	3-2	0-0	42	24	6	5-4	1-2	236	198	90
2017-18	72	16	16	4	1-1	0-3	15	13	8	2-2	0-6	31	29	12	3-3	0-9	214	233	74
2016-17	72	15	17	4	2-4	2-0	12	20	4	1-2	1-2	27	37	8	3-6	3-2	194	241	62
2015-16	72	22	10	4	5-3	4-1	15	20	1	0-0	3-1	37	30	5	5-3	7-2	191	191	79
2014-15	72	18	16	2	2-1	3-1	19	13	4	1-2	3-2	37	29	6	3-3	6-3	248	244	80

T - Includes Overtime and Shootout Losses

Year-by-Year Results

Season	Finished	Result
2020	4th, Mountain	No Playoffs due to COVID-19
2019	1st, Mountain	Lost Conference Finals
2018	5th, Mountain	Out of Playoffs
2017	5th, Central	Out of Playoffs
2016	3rd, Central	Out of Playoffs
2015	4th, Central	Lost Division Semifinals

All-Time Record vs. Other Clubs

Team	W-L-T	Team	W-L-T	Team	W-L-T	Team	W-L-T
Adirondack	0-0-0	Greenville	3-0-0	Newfoundland	0-0-0	Utah	13-14-3
Allen	38-35-9	Idaho	14-14-3	Norfolk	0-0-0	Wheeling	0-1-0
Atlanta	2-2-0	Indy	3-5-2	Orlando	0-1-0	Wichita	52-18-3
Brampton	8-0-0	Jacksonville	0-0-0	Rapid City	15-21-7	Worcester	1-1-0
Cincinnati	1-4-0	Kalamazoo	3-2-3	Reading	0-0-0		
Florida	3-1-0	Kansas City	26-29-6	South Carolina	1-1-0		
Fort Wayne	3-4-1	Maine	0-0-0	Toledo	2-2-1		

Web - TulsaOilers.com

Twitter - [@Tulsa_Oilers](https://twitter.com/Tulsa_Oilers)

Club Records

Players

Most Points, Season	77 Drew Fisher, 2014-15
Most Points, Game	5 three times, most recent: Jack Kopecka vs. Wichita, Dec. 13, 2020
Most Goals, Season	41 Adam Pleskach, 2014-15
Most Goals, Game	4 Adam Pleskach vs. Kansas City, Dec. 22, 2018 Jeff Jubinville vs. Brampton, Mar. 15, 2015
Most Assists, Season	59 Drew Fisher, 2014-15
Most Assists, Game	4 three times, most recent: J.J. Piccinich at Wichita, Feb. 14, 2020
Most PIM, Season	200 Tommy Mele, 2014-15
Most PIM, Game	30 Mathieu Gagnon at Rapid City, Jan. 2, 2016

Goaltenders

Most Appearances	52 Kevin Carr, 2014-15
Most Minutes	3,015 Kevin Carr, 2014-15
Most Wins	30 Kevin Carr, 2014-15
Most Losses	21 Kevin Carr, 2015-16
Most OT/SO Losses	5 Devin Williams, 2017-18
Most Shots	1,557 Kevin Carr, 2014-15
Most Saves	1,420 Kevin Carr, 2014-15
Most Shutouts	4 Devin Williams, 2017-18
Lowest GAA	2.12 Devin Williams, 2018-19
Best Save Percentage	.916 Devin Williams, 2018-19

Team

Most Points	80 2014-15
Fewest Points	62 2016-17
Most Wins	37 2014-15 & 2015-16
Fewest Wins	27 2016-17
Most Losses	37 2016-17
Fewest Losses	29 2014-15
Most Goals Scored	248 2014-15
Fewest Goals Against	191 2015-16
Most Penalty Minutes	1,350 2014-15

Longest Winning Streak

Overall	6 Oct. 15-28, 2016
Home	9 Oct. 21-Nov. 12, 2016
Road	6 Dec. 30, 2018-Jan. 18, 2019 Feb. 13-27, 2015

Longest Winless Streak

Overall	11 Dec. 1-27, 2018
Home	4 Dec. 13-21, 2014
Road	9 Mar. 4-Apr. 1, 2017 Jan. 29-Mar. 11, 2016

Regular Season Game Attendance Record

16,759 vs. Wichita, Mar. 31, 2017

Postseason Game Attendance

6,431 vs. Toledo, May 17, 2019

Regular Season Attendance Record

219,971, 2016-17

Playoff Record vs. Current Teams

	<u>Series</u>	<u>W</u>	<u>L</u>	<u>GP</u>	<u>W</u>	<u>L</u>	<u>GF</u>	<u>GA</u>	<u>Last Mtg</u>	<u>Rnd</u>	<u>Result</u>
Allen	1	0	1	5	1	4	14	18	2015	DSF	L 1-4
Idaho	1	1	0	6	4	2	13	10	2019	DF	W 4-2
Kansas City	1	1	0	7	4	3	26	22	2019	DSF	W 4-3
Toledo	1	0	1	7	3	4	16	24	2019	CF	L 3-4

All-Time Playoff Results

<u>Year</u>	<u>Round</u>	<u>Opponent</u>	<u>Result</u>	<u>GF</u>	<u>GA</u>	<u>OT</u>	<u>Year</u>	<u>Round</u>	<u>Opponent</u>	<u>Result</u>	<u>GF</u>	<u>GA</u>	<u>OT</u>
2019	CF	Toledo	L 3-4	16	24	1-0							
	DF	Idaho	W 4-2	13	10	0-0							
	DSF	Kansas City	W 4-3	26	22	1-0							
2015	DSF	Allen	L 1-4	14	18	0-1							

2019-20 Regular Season Statistics

<u>PLAYER</u>	<u>Pos</u>	<u>GP</u>	<u>G</u>	<u>A</u>	<u>PTS</u>	<u>+/-</u>	<u>PIM</u>	<u>PP</u>	<u>PPA</u>	<u>SH</u>	<u>SHA</u>	<u>GW</u>	<u>FG</u>	<u>OT</u>	<u>UA</u>	<u>EN</u>	<u>SOG</u>	<u>SOA</u>	<u>Shots</u>	<u>Sh%</u>
J.J. Piccinich	F	59	12	42	54	4	24	3	9	0	0	0	3	0	2	1	1	3	188	6.4
Adam Pleskach	F	63	21	28	49	-7	46	8	8	0	0	3	3	0	0	0	0	0	250	8.4
Miles Liberati	D	56	11	35	46	5	53	4	12	0	1	2	1	0	0	0	0	0	126	8.7
Danny Moynihan	LW	53	19	24	43	-3	46	1	7	1	0	1	3	0	2	3	0	1	167	11.4
Robby Jackson	F	57	19	21	40	-4	16	3	6	0	1	4	3	0	0	0	1	1	177	10.7
Charlie Sampair	F	59	21	17	38	15	18	1	0	0	1	3	5	0	1	2	3	3	144	14.6
Jared Thomas	F	50	7	24	31	-7	22	3	9	1	0	1	1	0	0	0	0	1	109	6.4
Ian McNulty	F	55	11	14	25	5	34	0	0	1	0	2	3	1	3	0	0	0	90	12.2
Cam Knight	D	52	8	16	24	11	40	2	3	0	0	1	1	0	1	1	0	0	94	8.5
Brent Gates	F	25	10	10	20	6	14	3	3	0	0	1	0	0	1	0	1	1	102	9.8
Cory Ward	F	34	8	7	15	10	6	0	0	0	0	2	0	0	1	0	0	1	66	12.1
TOTALS		50	9	10	19	10	10	0	0	0	0	2	0	0	1	0	0	1	93	9.7
Josh Wesley	D	26	8	9	17	-4	16	5	5	0	0	1	0	0	0	0	0	0	108	7.4
Ryan Tesink	F	29	5	12	17	6	26	0	1	1	0	1	0	0	1	1	0	0	55	9.1
Jack Nevins	F	29	5	7	12	-2	45	0	0	0	0	2	1	0	1	0	0	0	72	6.9
TOTALS		45	7	9	16	-1	90	0	0	0	0	2	1	0	1	0	0	0	89	7.9
Jake Clifford	D	49	4	9	13	-5	41	0	1	1	1	1	0	0	1	0	0	0	69	5.8
Deven Sideroff	F	18	6	6	12	-7	23	1	0	0	0	0	1	0	0	0	0	0	51	11.8
Mike McKee	D	56	2	10	12	4	122	0	0	1	0	0	0	0	0	0	0	0	84	2.4
Dakota Joshua	F	20	3	8	11	5	4	0	2	0	0	0	0	0	0	0	0	0	72	4.2
Jacob Benson	F	18	5	5	10	4	6	1	0	0	0	1	1	0	0	0	0	0	42	11.9
Steven Ruggiero	D	57	5	4	9	9	45	0	0	0	0	1	1	0	0	0	0	0	62	8.1
Jack Kopacka	F	5	4	4	8	-1	2	0	2	0	0	0	0	0	1	1	0	0	21	19.0
Steven Kaunisto	D	25	1	5	6	9	8	0	0	0	1	0	0	0	0	0	0	0	34	2.9
Charlie Granath	D	21	1	4	5	7	0	0	0	0	0	0	1	0	0	0	0	0	20	5.0
Hunter Drew	D	5	0	4	4	1	13	0	1	0	0	0	0	0	0	0	0	0	23	0.0
Jake Randolph	F	9	0	2	2	-6	4	0	0	0	0	0	0	0	0	0	0	0	12	0.0
TOTALS		11	1	2	3	-7	6	0	0	0	0	0	0	0	0	0	0	0	18	5.6
Eric Drapluk	D	13	0	3	3	-6	8	0	0	0	0	0	0	0	0	0	0	0	32	0.0
Bobby Watson	F	7	1	1	2	1	2	0	0	0	0	0	0	0	0	0	0	0	2	50.0
Theo Calvas	D	27	0	2	2	-1	6	0	0	0	0	0	0	0	0	0	0	0	15	0.0
Stefan Brucato	F	9	0	1	1	-3	0	0	0	0	0	0	0	0	0	0	0	0	3	0.0
Tommy Mele	F	3	0	0	0	-4	4	0	0	0	0	0	0	0	0	0	0	0	2	0.0
TOTALS		9	0	1	1	-4	10	0	0	0	0	0	0	0	0	0	0	0	9	0.0
Connor Moynihan	F	16	0	1	1	-3	17	0	0	0	0	0	0	0	0	0	0	0	11	0.0
Evan Fitzpatrick	G	7	0	0	0	0	0	0	0	0	0	0	0	0	0	0	0	0	0	0.0
TOTALS		12	0	0	0	0	2	0	0	0	0	0	0	0	0	0	0	0	0	0.0
Olle Eriksson Ek	G	27	0	0	0	0	0	0	0	0	0	0	0	0	0	0	0	0	0	0.0
Devin Williams	G	33	0	0	0	0	2	0	0	0	0	0	0	0	0	0	0	0	0	0.0
BENCH		63	2				14												2	
TEAM TOTALS		63	199	335	532	39	727	35	69	6	5	27	28	1	15	9	6	11	2305	8.6

<u>GOALIE</u>	<u>GPMINS</u>	<u>W</u>	<u>L</u>	<u>OTL</u>	<u>SL</u>	<u>SO</u>	<u>EN</u>	<u>GA</u>	<u>GAASOGPSOW</u>	<u>SA</u>	<u>SVS</u>	<u>SV%</u>			
Devin Williams	33	1922	17	12	2	0	0	6	87	2.72	1	1	914	827	0.905
Olle Eriksson Ek	27	1472	10	11	3	1	1	4	74	3.01	1	0	753	679	0.902
Evan Fitzpatrick	7	407	2	3	2	0	0	1	23	3.39	1	1	211	188	0.891
TOTALS	12	674	3	5	3	0	0	1	44	3.92	1	1	341	297	0.871
TEAM TOTALS	67	3801	29	26	7	1	1	11	184	2.90	3	2	1878	1694	0.902



Rob Murray

Head Coach/Director of Hockey Operations

Rob Murray enters his fourth season with the Tulsa Oilers after spending the previous six seasons as head coach of the Alaska Aces. In 2018-19, Murray was runner-up for the ECHL Coach of the Year award and was named ECHL General Manager of the Year after leading to the Oilers to their first division title since the 1975-76 season, when they won the regular season and playoff championship in the six-team Central Hockey League. The Oilers qualified for the Kelly Cup Playoffs for the first time since 2015 with a 16-point improvement over the 2017-18 season and advanced to the Western Conference Finals. In 2013-14, Murray led the Aces to an ECHL record fourth consecutive - and Murray's third straight - Brabham Cup as ECHL regular-season champions with 97 points and to the team's third Kelly Cup title with a 4 games to 2 win over Cincinnati. In his first season with the Aces in 2011-12, Murray was named a co-recipient of the John Brophy Award as ECHL Coach of the Year, leading the club to its sixth division title in nine ECHL seasons. Prior to joining Alaska, Murray spent eight seasons with the Providence Bruins of the American Hockey League. He was the club's assistant coach from 2004-08, working alongside former ECHL player and coach Scott Gordon. When Gordon was hired as head coach of the New York Islanders prior to the 2008-09 season, Murray was elevated to head coach in Providence. In his first season as head coach, Murray led the P-Bruins to a 43-29-8 record and a berth in the Eastern Conference Finals. He finished his three-year tenure with a 117-103-20 regular-season record. While in Providence, he coached seven players who went on to win the Stanley Cup with Boston in 2011. Prior to his coaching career, Murray enjoyed a 16-year playing career that included 107 National Hockey League games with Washington, Winnipeg and Phoenix. Murray ranks seventh in American Hockey League history with 1,018 games played and is second with 2,940 career penalty minutes and in 2017, he was inducted into the AHL Hall of Fame. Over 500 of his AHL games came with the Springfield Falcons, and he is that club's all-time leader in games played, assists, career penalty minutes and single-season penalty minutes. Murray's number 23 was retired by the Falcons, making him one of just two players in team history to have his jersey retired, alongside Hockey Hall of Famer Eddie Shore. Murray and his wife Carolyn have five children - Taylor, Zack, Quinn, Brendan and Mackenzie.

Coaching Record		Regular Season				Playoffs		
Season	Team	Games	W	L	T	Games	W	L
2008-09	Providence (AHL)	80	43	29	8	16	9	7
2009-10	Providence (AHL)	80	36	38	6	--	--	--
2010-11	Providence (AHL)	80	38	36	6	--	--	--
2011-12	Alaska Aces (ECHL)	72	43	18	11	10	5	5
2012-13	Alaska Aces (ECHL)	72	49	15	8	11	6	5
2013-14	Alaska Aces (ECHL)	71	45	19	7	21	16	5
2014-15	Alaska Aces (ECHL)	72	35	30	7	--	--	--
2015-16	Alaska Aces (ECHL)	72	27	38	7	--	--	--
2016-17	Alaska Aces (ECHL)	72	32	30	10	--	--	--
2017-18	Tulsa Oilers (ECHL)	72	31	29	12	--	--	--
2018-19	Tulsa Oilers (ECHL)	72	42	24	6	20	11	9
2019-20	Tulsa Oilers (ECHL)	63	29	26	8	--	--	--
	ECHL Totals	638	333	229	76	62	38	24

Coaching History

Year	Coach	STD	W	L	T	PTS	Playoffs
2019-20	Rob Murray	4-M	29	26	8	66	No Playoffs due to COVID-19
2018-19	Rob Murray	1-M	42	24	6	90	Lost Conference Finals
2017-18	Rob Murray	5-M	31	29	12	74	Out of Playoffs
2016-17	Jason Christie	5-C	27	37	8	62	Out of Playoffs
2015-16	Jason Christie	3-C	37	30	5	79	Out of Playoffs
2014-15	Bruce Ramsay	4-C	37	29	6	80	Lost Division Semifinals

2020-21 Schedule

Fri.	Dec. 11	Wichita
Sat.	Dec. 12	Allen
Fri.	Dec. 18	at Utah
Sat.	Dec. 19	at Utah
Sat.	Dec. 26	at Allen
Sun.	Dec. 27	at Allen
Thu.	Dec. 31	at Kansas City
Sat.	Jan. 2	at Kansas City
Fri.	Jan. 8	Utah
Sat.	Jan. 9	Utah
Sun.	Jan. 10	Utah

*Remainder of schedule will be
announced at a later date*

2019-20 Results

Oct. 11	Kansas City	5-2	Nov. 30	Allen	3-6	Jan. 18	at Idaho	3-1
Oct. 12	Allen	4-5	Dec. 1	Allen	5-2	Jan. 24	Kalamazoo	2-1#
Oct. 13	Rapid City	3-5	Dec. 6	Fort Wayne	0-1	Jan. 25	Kalamazoo	3-4*
Oct. 18	at Kansas City	1-5	Dec. 7	at Wichita	2-4	Jan. 26	Idaho	6-2
Oct. 19	Rapid City	0-5	Dec. 13	Wichita	6-3	Jan. 30	at Allen	3-4
Oct. 20	Rapid City	1-4	Dec. 14	Wichita	2-5	Jan. 31	at Kansas City	1-2*
Oct. 22	Kansas City	2-1	Dec. 15	Wichita	5-3	Feb. 1	at Kansas City	5-1
Oct. 25	at Wheeling	4-6	Dec. 19	Utah	3-1	Feb. 7	at Indy	2-6
Oct. 26	at Kalamazoo	3-4*	Dec. 20	at Wichita	1-4	Feb. 8	at Fort Wayne	6-3
Oct. 30	Greenville	8-2	Dec. 21	at Kansas City	5-2	Feb. 11	Utah	2-5
Oct. 31	Greenville	3-2	Dec. 27	at Utah	1-6	Feb. 14	at Wichita	7-1
Nov. 3	Rapid City	4-2	Dec. 28	at Utah	4-5#	Feb. 15	Wichita	4-3
Nov. 5	Allen	1-3	Dec. 30	at Utah	1-4	Feb. 16	Kansas City	5-2
Nov. 8	at Wichita	1-3	Jan. 3	Idaho	4-1	Feb. 18	at Allen	0-4
Nov. 9	at Wichita	7-2	Jan. 4	Idaho	3-2	Feb. 21	at Allen	5-3
Nov. 15	Rapid City	4-5	Jan. 5	Idaho	1-3	Feb. 23	Allen	1-2*
Nov. 16	Idaho	4-3#	Jan. 10	Kansas City	1-5	Feb. 28	at Rapid City	6-3
Nov. 20	at Rapid City	1-2	Jan. 11	Utah	3-5	Feb. 29	at Rapid City	4-8
Nov. 22	at Rapid City	3-4*	Jan. 12	Wichita	1-0*	Mar. 1	at Rapid City	6-3
Nov. 23	at Rapid City	2-3	Jan. 15	at Idaho	4-1	Mar. 3	Allen	0-1*
Nov. 27	at Wichita	7-2	Jan. 17	at Idaho	1-2*	Mar. 7	at Allen	4-2

* - Overtime

- Shootout



Taylor Hall
General Manager

Entering his 13th season as General Manager, Hall oversees all day-to-day operations of the Oilers' front office. From forming partnerships with local businesses to increasing attendance and ensuring a memorable fan experience, Hall is involved in every aspect of the Oilers' operation. With his infectious enthusiasm for the game of hockey, Hall has played an integral role in expanding the Oilers' fan base and increasing the visibility of the team in the community. A native of Regina, Saskatchewan, Hall formed a deep connection to the Oilers as a player-assistant coach for the during Tulsa's run to the Central Hockey League championship in 1993. In addition to playing for the Oilers, Hall's 12-year professional career included time with the NHL's Vancouver Canucks and Boston Bruins. Hall retired with the Oilers in 1996 and spent five seasons as a head coach in the Central Hockey League.

9128 E. 46th St., Tulsa, OK 74145

Office(918) 632-7825	Emailjohn@tulsaoilers.com
ArenaBOK Center	Capacity17,096
Rink Dimensions200 x 85	Team ColorsRed, Blue, Silver
Radio Station . .The Sports Animal-ESPN 99.9 FM	BroadcasterZack Reynolds

Team Directory

General Manager	Taylor Hall
Head Coach/Director of Hockey Operations	Rob Murray
Vice President of Operations	Jessica Adams
Vice President of Ticket Sales	Shawn Watring
Director of Media Relations/Broadcaster	Zack Reynolds
Director of Team Services	Whitley Patterson
Director of Game Operations	Alan Parrent
Director of Team Services	Desiree Saczynski
Graphic Designer	Nicole Koehn
Corporate Ambassadors	Adam Schuh, Alex Ramsell, Matt Prater, Nathan Tyahla and Nick Rowlett
Assistant Coach	Zac Desjardins
Athletic Trainer	Steve Lintern
Equipment Manager	Garett Hoglund



UTAH GRIZZLIES

NHL Affiliate: Colorado Avalanche

AHL Affiliate: Colorado Eagles

Year-by-Year Record

Season	GP	Home					Away					Overall					GF	GA	PTS
		W	L	T	OT	SO	W	L	T	OT	SO	W	L	T	OT	SO			
2019-20	62	18	7	4	4-2	4-2	16	10	7	0-5	0-2	34	17	11	4-7	4-4	207	164	79
2018-19	72	22	12	2	4-1	0-1	15	14	7	1-3	2-4	37	26	9	5-4	2-5	232	218	83
2017-18	72	14	15	7	2-3	2-4	14	14	8	3-6	0-2	28	29	15	5-9	2-6	230	256	71
2016-17	72	18	13	5	4-3	2-2	18	16	2	3-2	1-0	36	29	7	7-5	3-2	225	240	79
2015-16	72	23	9	4	4-1	0-3	16	18	2	2-2	2-0	39	27	6	5-3	2-3	223	206	84
2014-15	72	21	12	3	2-1	2-2	16	15	5	2-4	3-1	37	27	8	4-5	5-3	213	219	82
2013-14	71	23	6	7	2-2	2-5	15	18	2	1-1	5-1	38	24	9	3-3	7-6	187	173	85
2012-13	72	16	15	5	1-3	5-2	13	15	8	2-1	1-7	29	30	13	3-4	6-9	217	277	71
2011-12	72	19	13	4	1-0	4-4	14	20	2	0-0	3-2	33	33	6	1-0	7-6	183	223	72
2010-11	72	14	18	4	2-3	1-1	19	14	3	3-1	2-2	33	32	7	5-4	3-3	189	227	73
2009-10	72	20	12	4	2-3	2-1	14	17	5	0-1	3-4	34	29	9	2-4	5-5	260	253	77
2008-09	72	15	12	9	0-5	1-4	13	16	7	1-1	2-6	28	28	16	1-6	3-10	220	246	72
2007-08	72	15	15	6	2-2	2-4	17	15	4	4-0	2-4	32	30	10	6-2	4-8	239	259	74
2006-07	72	13	17	6	1-3	2-3	9	25	2	0-1	1-1	22	42	8	1-4	3-4	184	294	52
2005-06	72	21	13	2	2-1	1-1	15	17	4	2-4	0-0	36	30	6	4-5	1-1	235	236	78
2002-03*	72	23	10	3	2-1	6-2	11	21	4	0-3	5-1	34	31	7	2-4	11-3	188	212	75
2001-02#	72	17	15	4	1-1	5-3	12	16	8	1-4	2-4	29	31	12	2-5	7-7	194	228	70
2000-01\$	72	22	10	4	1-2	0-2	16	17	3	1-1	1-2	38	27	7	2-3	1-4	248	219	83
1999-00\$	70	18	14	3	---	4-3	13	19	3	---	1-3	31	33	6	---	5-6	256	261	68
1998-99\$	70	14	15	6	---	5-6	13	19	3	---	4-3	27	34	9	---	9-9	212	250	63
1997-98\$	70	17	18	0	---	8-0	7	26	2	---	2-2	24	44	2	---	10-2	210	320	50
1996-97\$	70	26	6	3	---	7-3	13	17	5	---	5-5	39	23	8	---	12-8	263	236	86
1995-96\$	70	26	7	2	---	7-2	16	15	4	---	2-4	42	22	6	---	9-6	283	260	90
1994-95\$	68	16	12	6	0-3	0-3	21	12	1	3-0	1-1	36	25	7	3-3	1-4	268	227	79
1993-94&	68	11	18	5	1-3	0-2	9	21	4	0-4	1-0	20	39	9	1-7	1-2	241	315	49
1992-93@	64	12	20	0	2-0	1-0	2	29	1	1-1	0-0	14	49	1	3-1	1-0	229	393	29
1991-92@	64	15	14	3	1-2	0-1	6	22	4	1-1	0-3	21	36	7	2-3	0-4	236	313	49
1990-91@	64	16	10	6	1-2	4-4	9	22	1	1-0	1-1	26	31	7	2-2	5-5	218	295	59
1989-90^	60	19	9	2	2-0	0-2	17	9	4	0-1	1-3	36	18	6	2-1	1-5	312	257	82
1988-89^	60	11	14	5	1-3	1-2	11	16	3	2-1	1-2	22	30	8	3-4	2-4	266	298	52

* - Lexington Men O' War (2002-03) # - Macon Whoopee (2001-02) \$ - Tallahassee Tiger Sharks (1994-2001)
 & - Huntsville Blast (1993-94) @ - Roanoke Valley Rebels/Rampage (1992-1990) ^ - Virginia Lancers (1988-1990)
 T - Includes Overtime and Shootout Losses (Games tied at end of regulation went directly to shootout from 1995-2000)

Year-by-Year Results

Season	Finished	Result	Season	Finished	Result
2020	3rd, Mountain	No Playoffs due to COVID-19	2003	4th, Northwest	Lost Division Semifinals
2019	3rd, Mountain	Lost Division Semifinals	2002	7th, Southeast	Out of Playoffs
2018	6th, Mountain	Out of Playoffs	2001	3rd, Southeast	Out of Playoffs
2017	4th, Mountain	Lost Division Semifinals	2000	6th, Southeast	Out of Playoffs
2016	3rd, West	Lost Conference Semifinals	1999	7th, Southeast	Out of Playoffs
2015	4th, Pacific	Lost Division Finals	1998	6th, Southeast	Out of Playoffs
2014	2nd, Mountain	Lost Conference Quarterfinals	1997	1st, South	Lost First Round
2013	4th, Mountain	Lost Conference Quarterfinals	1996	3rd, South	Lost Semifinals
2012	3rd, Mountain	Lost Conference Quarterfinals	1995	2nd, South	Lost Semifinals
2011	3rd, Mountain	Lost Conference Semifinals	1994	4th, West	Lost First Round
2010	3rd, West	Lost Conference Semifinals	1993	7th, East	Out of Playoffs
2009	4th, West	Lost Division Semifinals	1992	6th, East	Lost First Round
2008	4th, West	Lost Conference Finals	1991	5th, East	Out of Playoffs
2007	5th, West	Out of Playoffs	1990	3rd	Lost Quarterfinals
2006	4th, West	Lost Division Semifinals	1989	5th	Out of Playoffs

All-Time Record vs. Other Clubs

Team	W-L-T	Team	W-L-T	Team	W-L-T	Team	W-L-T
Adirondack	1-2-0	Greenville	1-0-0	Newfoundland	2-0-1	Tulsa	17-10-3
Allen	14-12-7	Idaho	77-81-26	Norfolk	0-1-0	Wheeling	2-4-0
Atlanta	2-3-1	Indy	5-2-0	Orlando	4-2-1	Wichita	22-3-2
Brampton	0-0-0	Jacksonville	0-0-0	Rapid City	27-21-9	Worcester	1-2-0
Cincinnati	2-0-0	Kalamazoo	1-2-1	Reading	1-1-0		
Florida	3-1-0	Kansas City	11-7-2	South Carolina	0-0-0		
Fort Wayne	1-3-0	Maine	1-1-1	Toledo	1-5-0		

Web - UtahGrizzlies.com

Twitter - @UtahGrizz

Club Records

Players

Most Points, Season	103	Ryan Kinasewich, 2009-10
Most Points, Game	7	Tim McGauley at Wichita, Dec. 17, 2019
Most Goals, Season	50	Mark Woolf, 1991-92
Most Goals, Game	5	Ken House vs. Columbus, Jan.7, 1994
Most Assists, Season	65	Scott Burfoot, 1993-94
Most Assists, Game	6	Tim McGauley at Wichita, Dec. 17, 2019
Most PIM, Season	358	Louis Bedard, 1996-97
Most PIM, Game	58	Kevin Malgunas vs. Louisiana, Dec. 3, 1996

Goaltenders

Most Appearances	59	Rob McVicar, 2006-07 Mark Richards, 1994-95
Most Minutes	3,369	Mark Richards, 1994-95
Most Wins	31	Mark Richards, 1994-95
Most Losses	28	Rob McVicar, 2006-07
Most OT/SO Losses	7	Rob McVicar, 2006-07 Chris Madden, 2001-02 Mark Richards, 19
Most Shots	1,978	Rob McVicar, 2006-07
Most Saves	1,773	Rob McVicar, 2006-07
Most Shutouts	4	five times, last: Joe Cannata, 2018-19
Lowest GAA	2.04	Igor Bobkov, 2013-14
Best Save Percentage	.921	Igor Bobkov, 2013-14

Team

Most Points	90	1995-96
Fewest Points	29	1992-93
Most Wins	42	1995-96
Fewest Wins	14	1992-93
Most Losses	49	1992-93
Fewest Losses	18	1989-90
Most Goals Scored	283	1995-96
Fewest Goals Against	173	2013-14
Most Penalty Minutes	2,053	1991-92

Longest Winning Streak

Overall	9	Oct. 29-Nov. 25, 2005
Home	13	Oct. 18-Dec. 7, 1997
Road	8	Jan. 29-Feb. 29, 2008

Longest Winless Streak

Overall	13	Feb. 16-Mar. 20, 2002
Home	10	Mar. 3-31, 2007
Road	10	Nov. 14-Dec. 28, 1997 Feb. 16-Mar. 19, 2002 Dec. 7, 2011-Jan. 27, 2012

Regular Season Game Attendance Record

10,700 vs. Bakersfield, Apr. 1, 2011

Postseason Game Attendance Record

5,369 vs. Colorado, Apr. 23, 2016

Regular Season Attendance Record

203,990, 2017-18

Playoff Record vs. Current Teams

	Series	W	L	GP	W	L	GF	GA	Last Mtg	Rnd	Result
Allen	1	0	1	5	1	4	10	18	2017	DSF	L 1-4
Fort Wayne	1	0	1	4	0	4	11	19	2016	CSF	L 0-4
Idaho	3	1	2	15	5	10	44	48	2019	DSF	L 1-4

All-Time Playoff Results

Year	Round	Opponent	Result	GF	GA	OT	Year	Round	Opponent	Result	GF	GA	OT
2019	DSF	Idaho	L 1-4	16	14	0-4	2008	CF	Las Vegas	L 0-4	9	17	0-2
2017	DSF	Allen	L 1-4	10	18	0-0		CSF	Victoria	W 4-1	24	14	0-0
2016	CSF	Fort Wayne	L 0-4	11	19	0-0		CQF	Fresno	W 4-2	16	15	2-0
	CQF	Colorado	W 4-2	26	18	0-1	2006	DSF	Alaska	L 0-4	5	17	0-0
2015	DF	Ontario	L 1-4	10	19	0-1	2003	QF	Toledo	L 0-3	2	17	0-0
	DSF	Idaho	W 4-2	21	12	0-2	1997	1st	Pensacola	L 0-3	5	12	0-1
2014	CQF	Bakersfield	L 1-4	7	14	0-2	1996	SF	Charlotte	L 1-3	8	9	0-0
2013	CQF	Ontario	L 0-4	6	16	0-2		2nd	Wheeling	W 3-1	14	10	1-0
2012	CQF	Las Vegas	L 0-3	4	9	0-0		1st	Raleigh	W 3-1	10	13	1-0
2011	CSF	Victoria	L 0-4	7	13	0-2	1995	SF	Richmond	L 2-3	13	19	0-0
	CQF	Stockton	W 3-1	16	7	0-1		2nd	Birmingham	W 3-1	17	15	0-1
2010	CSF	Idaho	L 0-4	7	21	0-0		1st	Hampton Roads	W 3-1	12	10	1-0
	CQF	Las Vegas	W 3-2	20	16	0-0	1994	1st	Birmingham	L 1-2	10	20	0-0
2009	DSF	Alaska	L 1-4	7	16	1-0	1992	1st	Greensboro	L 3-4	18	28	1-0
							1990	1st	Greensboro	L 1-3	11	14	1-0

2019-20 Regular Season Statistics

PLAYER	Pos	GP	G	A	PTS	+/-	PIM	PP	PPA	SH	SHA	GW	FG	OT	UA	EN	SOG	SOA	Shots	Sh%	
Tim McGauley	F	49	20	42	62	35	15	0	15	2	2	1	2	0	2	1	1	5	143	14.0	
Griffen Molino	F	50	22	37	59	32	23	3	11	3	1	5	4	0	3	0	1	2	158	13.9	
Ty Lewis	F	44	25	26	51	9	48	6	6	0	1	4	5	0	3	2	0	1	148	16.9	
Taylor Richart	D	62	12	29	41	10	26	8	9	0	0	1	2	0	0	0	0	1	189	6.3	
Yuri Terao	F	61	18	22	40	4	30	3	10	2	0	5	1	0	0	1	2	6	174	10.3	
Josh Dickinson	C	29	16	14	30	9	16	6	3	1	0	1	2	0	1	0	1	3	91	17.6	
Travis Barron	F	34	11	16	27	3	77	4	7	0	0	0	1	0	1	1	0	0	95	11.6	
Joe Wegwerth	F	43	14	12	26	1	52	6	4	1	1	3	0	1	1	0	0	0	115	12.2	
Jack Jenkins	F	52	7	18	25	3	28	2	4	1	1	1	3	0	0	0	0	0	100	7.0	
Eric Williams	D	62	7	16	23	19	20	2	3	0	0	3	1	1	0	0	0	0	102	6.9	
Ryan Wagner	F	23	9	11	20	-1	12	1	2	0	0	1	2	0	0	1	0	1	74	12.2	
Mitch Maxwell	F	43	11	8	19	2	41	3	1	0	0	2	1	0	1	0	3	4	67	16.4	
Brandon Saigeon	F	51	8	10	18	-3	24	2	4	0	0	0	1	0	1	1	1	2	85	9.4	
Kevin Davis	D	41	0	16	16	-10	26	0	8	0	0	0	0	0	0	0	0	0	66	0.0	
Peter Tischke	D	51	4	11	15	10	64	0	1	0	0	1	0	1	0	0	0	0	59	6.8	
Connor Yau	D	45	1	12	13	29	18	0	0	0	0	0	1	0	0	0	0	0	37	2.7	
J.C. Brassard	D	35	3	9	12	2	24	1	2	0	0	1	0	1	0	0	0	0	83	3.6	
Christian Horn	F	1	1	0	1	1	0	0	0	0	0	0	0	0	0	0	0	0	2	50.0	
TOTALS		22	5	5	10	-4	11	2	3	0	0	1	1	0	0	0	0	0	37	13.5	
Cole Cassels	F	7	2	8	10	-2	8	1	5	0	0	0	0	0	0	0	0	0	1	15	13.3
Garrett Klotz	F	35	4	5	9	-6	73	1	0	0	0	0	2	0	1	0	0	0	44	9.1	
Sasha Larocque	D	40	1	8	9	0	30	0	0	0	1	0	0	0	0	0	0	0	49	2.0	
Felix Lauzon	F	21	2	6	8	-2	6	0	2	0	1	0	0	0	1	0	0	1	29	6.9	
Josh Anderson	D	23	2	4	6	9	25	0	0	0	1	1	0	0	0	0	0	0	32	6.3	
Jake Jackson	F	4	1	0	1	-2	4	0	0	0	0	0	0	0	0	0	0	0	5	20.0	
TOTALS		6	2	0	2	0	4	0	0	0	0	0	0	0	0	0	0	0	7	28.6	
Colin Jacobs	F	5	1	0	1	-1	6	1	0	0	0	0	0	0	0	0	0	0	7	14.3	
Patrick McGrath	F	18	1	0	1	-4	86	0	0	0	0	0	0	0	0	0	0	0	17	5.9	
Mike Economos	F	12	0	1	1	-6	27	0	0	0	0	0	0	0	0	0	0	0	14	0.0	
Teigan Zahn	D	24	0	1	1	6	59	0	0	0	1	0	0	0	0	0	0	0	16	0.0	
Ryan Black	D	1	0	0	0	0	2	0	0	0	0	0	0	0	0	0	0	0	1	0.0	
Austin Beaulieu	F	2	0	0	0	-1	0	0	0	0	0	0	0	0	0	0	0	0	0	0.0	
Nick Henry	F	2	0	0	0	-1	0	0	0	0	0	0	0	0	0	0	0	0	6	0.0	
Hunter Miska	G	3	0	0	0	0	0	0	0	0	0	0	0	0	0	0	0	0	0	0.0	
Jeff Smith	G	6	0	0	0	0	0	0	0	0	0	0	0	0	0	0	0	0	0	0.0	
Brad Barone	G	9	0	0	0	0	0	0	0	0	0	0	0	0	0	0	0	0	0	0.0	
Dalton Mills	F	13	0	0	0	0	2	0	0	0	0	0	0	0	0	0	0	0	9	0.0	
Mason McDonald	G	17	0	0	0	0	0	0	0	0	0	0	0	0	0	0	0	0	0	0.0	
Martin Ouellette	G	28	0	0	0	0	0	0	0	0	0	0	0	0	0	0	0	0	0	0.0	
TOTALS		38	0	0	0	0	0	0	0	0	0	0	0	0	0	0	0	0	0	0.0	
BENCH		62	4				12													4	

TEAM TOTALS	62	207	342	545	145	884	50	97	10	10	30	28	4	15	7	9	27	2036	10.0
--------------------	-----------	------------	------------	------------	------------	------------	-----------	-----------	-----------	-----------	-----------	-----------	----------	-----------	----------	----------	-----------	-------------	-------------

GOALIE	GP	MINS	W	L	OTL	SL	SO	EN	GA	GAASOGPSOW	SA	SVS	SV%	
Hunter Miska	3	186	2	1	0	0	0	0	5	1.62	0	95	90 0.947	
Brad Barone	9	545	4	3	1	1	1	0	23	2.53	1	251	228 0.908	
Martin Ouellette	28	1670	18	5	3	2	2	0	60	2.16	3	763	703 0.921	
TOTALS	38	2215	22	11	3	2	2	2	94	2.55	3	1033	939 0.909	
Mason McDonald	17	1015	7	5	3	1	0	6	47	2.78	4	429	382 0.890	
Jeff Smith	6	353	3	3	0	0	0	0	19	3.23	0	149	130 0.872	
TEAM TOTALS	63	3769	34	17	7	4	3	6	154	2.45	8	4	1687	1533 0.909



Tim Branham Head Coach/General Manager

Tim Branham was named Head Coach/General Manager of Utah on July 8, 2013. He has led the Grizzlies to a record of 249-179-65 in his seven seasons behind the bench and five berths in the Kelly Cup Playoffs. He is the longest tenured Head Coach in the ECHL and the longest tenured and winningest coach in team history. Grizzlies players have made over 250 public appearances in the community the last six seasons: at local youth hockey practice, elementary schools, hospitals and more. Branham, 39, joined the Grizzlies from the Reading Royals, where he spent four seasons as an assistant coach from 2009-2013. During his time with the Royals, the team went 143-89-23 in the regular season and captured the 2013 Kelly Cup title. In addition, during his tenure as the Royals Assistant Coach, Reading won seven playoff series, two division titles and was second in the ECHL in wins during the four-year period. Since 2003, Branham has owned and operated Branham Hockey Camps in Wisconsin and Utah. A native of Eagle River, Wisconsin and year-round resident of Utah, Branham played 284 professional games in the ECHL and AHL during his playing career from 2002-2010. A defenseman, he was selected in the third round by the Vancouver Canucks in the 2000 NHL Entry Draft.

Coaching Record		Regular Season				Playoffs		
Season	Team	Games	W	L	T	Games	W	L
2013-14	Utah Grizzlies (ECHL)	71	38	24	9	5	1	4
2014-15	Utah Grizzlies (ECHL)	72	37	27	8	11	5	6
2015-16	Utah Grizzlies (ECHL)	72	39	27	6	10	4	6
2016-17	Utah Grizzlies (ECHL)	72	36	29	7	5	1	4
2017-18	Utah Grizzlies (ECHL)	72	28	29	15	--	--	--
2018-19	Utah Grizzlies (ECHL)	72	37	26	9	5	1	4
2019-20	Utah Grizzlies (ECHL)	62	34	17	11	--	--	--
ECHL Totals		493	249	179	65	36	12	24

Coaching History

Year	Coach	STD	W	L	T	PTS	Playoffs
2019-20	Tim Branham	3-M	34	17	11	79	No Playoffs due to COVID-19
2018-19	Tim Branham	3-M	37	26	9	83	Lost Division Semifinals
2017-18	Tim Branham	6-M	28	29	15	71	Out of Playoffs
2016-17	Tim Branham	4-M	36	29	7	79	Lost Division Semifinals
2015-16	Tim Branham	3-W	39	27	6	84	Lost Conference Semifinals
2014-15	Tim Branham	4-P	37	27	8	82	Lost Division Finals
2013-14	Tim Branham	2-M	38	24	9	85	Lost Conference Quarterfinals
2012-13	Kevin Colley	4-M	29	30	13	71	Lost Conference Quarterfinals
2011-12	Kevin Colley	3-M	33	33	6	72	Lost Conference Quarterfinals
2010-11	Kevin Colley	3-M	33	32	7	73	Lost Conference Semifinals
2009-10	Kevin Colley	3-W	34	29	9	77	Lost Conference Semifinals
2008-09	Kevin Colley	4-W	28	28	16	72	Lost Division Semifinals
2007-08	Jason Christie	4-W	32	30	10	74	Lost Conference Finals
2006-07	Jason Christie	5-W	22	42	8	52	Out of Playoffs
2005-06	Jason Christie	4-W	36	30	6	78	Lost Division Semifinals
2002-03%	Jim Wiley	4-NW	34	31	7	75	Lost Conference Quarterfinals
2001-02#	Gord Dineen	7-SE	29	31	12	70	Out of Playoffs
2000-01\$	Gerry Fleming	3-SE	38	27	7	*68	Out of Playoffs
1999-00\$	Terry Christensen	7-SE	27	34	9	63	Out of Playoffs
1998-99\$	Jeff Brubaker	6-SE	31	33	6	68	Out of Playoffs
1997-98\$	Terry Christensen	6-SE	24	44	2	50	Out of Playoffs
1996-97\$	Terry Christensen	1-S	39	23	8	86	Lost First Round
1995-96\$	Terry Christensen	3-S	42	22	6	90	Lost Semifinals
1994-95\$	Terry Christensen	2-S	36	25	7	79	Lost Semifinals
1993-94&	Steve Gatzos	4-W	20	39	9	49	Lost First Round
	Vic Posa						
1992-93@	Steve Gatzos	7-E	14	49	1	29	Out of Playoffs
1991-92@	Roy Sommer	6-E	21	36	7	49	Lost First Round
1990-91@	Claude Noel	5-E	25	32	7	57	Out of Playoffs
1989-90^	Dave Allison	3rd	36	18	6	78	Lost Quarterfinals
1988-89^	Kevin Willison	5th	22	30	8	52	Out of Playoffs

* Tallahassee was assessed a 15-point deduction for rules violations in 2000-01

^ - Virginia Lancers (1988-90)

& - Huntsville Blast (1993-94)

- Macon Whoopee (2001-02)

@ - Roanoke Valley Rebels/Rampage (1990-92)

\$ - Tallahassee Tiger Sharks (1994-01)

% - Lexington Men O' War (2002-03)

2020-21 Schedule

Fri. Dec. 11 at Rapid City
 Sat. Dec. 12 at Rapid City
Fri. Dec. 18 Tulsa
Sat. Dec. 19 Tulsa
Thu. Dec. 31 Rapid City
Fri. Jan. 1 Rapid City
Sat. Jan. 2 Rapid City
 Fri. Jan. 8 at Tulsa
 Sat. Jan. 9 at Tulsa
 Sun. Jan. 10 at Tulsa

Remainder of schedule will be announced at a later date

2019-20 Results

Oct. 11 Idaho	2-3	Dec. 11 Newfoundland	3-4*	Jan. 25 Allen	3-6
Oct. 12 Idaho	1-3	Dec. 13 Newfoundland	4-0	Jan. 28 at Atlanta	5-2
Oct. 16 Wichita	7-1	Dec. 14 Newfoundland	3-2	Jan. 29 at Atlanta	2-3
Oct. 18 at Allen	10-4	Dec. 17 at Wichita	8-2	Feb. 1 at Greenville	6-4
Oct. 19 at Allen	4-5*	Dec. 19 at Tulsa	1-3	Feb. 5 at Wichita	3-1
Oct. 25 at Rapid City	3-4	Dec. 20 at Kansas City	4-1	Feb. 7 at Idaho	0-4
Oct. 26 at Rapid City	3-4#	Dec. 21 at Wichita	3-1	Feb. 8 at Idaho	1-2
Nov. 1 at Idaho	5-4	Dec. 27 Tulsa	6-1	Feb. 11 at Tulsa	5-2
Nov. 2 Idaho	2-3*	Dec. 28 Tulsa	5-4#	Feb. 14 at Kansas City	5-1
Nov. 3 Idaho	0-1	Dec. 30 Tulsa	4-1	Feb. 15 at Kansas City	4-1
Nov. 8 at Kansas City	1-5	Jan. 3 Rapid City	6-1	Feb. 17 Rapid City	3-1
Nov. 9 at Kansas City	2-4	Jan. 4 Rapid City	2-3#	Feb. 19 Rapid City	2-1*
Nov. 15 at Wheeling	2-1	Jan. 5 Rapid City	2-5	Feb. 22 Kansas City	0-1
Nov. 16 at Kalamazoo	2-3	Jan. 10 at Wichita	0-3	Feb. 23 Kansas City	1-2#
Nov. 22 Orlando	2-1*	Jan. 11 at Tulsa	5-3	Feb. 24 Kansas City	3-0
Nov. 23 Orlando	2-1*	Jan. 13 at Allen	6-1	Feb. 26 at Idaho	3-4#
Nov. 27 Florida	5-4*	Jan. 14 at Allen	5-6*	Feb. 28 at Idaho	1-2*
Nov. 29 Florida	3-6	Jan. 17 Wichita	4-1	Feb. 29 at Idaho	0-4
Nov. 30 Florida	5-4#	Jan. 18 Wichita	3-1	Mar. 6 at Rapid City	4-5*
Dec. 6 at Rapid City	4-5*	Jan. 20 Idaho	2-1#	Mar. 7 at Rapid City	7-4
Dec. 7 at Rapid City	3-0	Jan. 24 Allen	5-4#		
	* - Overtime		# - Shootout		



Kevin Bruder
CEO

Kevin M. Bruder has been with Elmore Sports Group, which owns the Utah Grizzlies, since 1997 and has served as General Manager of Maverik Center since it opened in 1997. In 1998, he was named President of Centennial Management Group which in 2003 added the 20,000-seat USANA Amphitheatre, and in 2004 it entered into an event services agreement with Rice-Eccles Stadium and Tower on the campus of the University of Utah. In 2005, Bruder was named President of the Utah Grizzlies Hockey Club overseeing the club's transition from the AHL to the ECHL. He assumed the role as the team's CEO in February of 2006. He has since presided over the team qualifying for the playoffs in 11 of the last 13 seasons and attendance increases in five of the last six seasons. The team finished fifth in the ECHL in attendance for the second-straight season in 2016-2017 with an average of 5,666 fans-per-game, the team's highest since the 2003-2004 season. Bruder received his bachelor's degree in accounting from Iowa State University and earned a master's of business administration from Drake University. He is also a graduate of the Public Assembly Administration School and attended the International Association of Assembly Managers Senior Executive Symposium. A certified public accountant and a member of the American Institute of Certified Public Accountants, Bruder has also served on the budget committee and the professional development committee for IAAM. He was recently appointed to the board of directors for the TEAM Coalition and also serves as a director for the Life Safety Council. In 2003, he was invited by the Beijing Development and Planning Commission to serve on three bid-evaluation committees pertaining to the following Olympic Games venues, the Olympic Village, Convention Center, National Indoor Stadium and the Wukesong Sports and Entertainment Complex. Bruder serves as the chairman of the board of directors for ChamberWest and is also a member of the Westminster College Foundation Board of Directors. Bruder has also served on Visit Salt Lake Board as chair, Make A Wish Utah as its treasurer, Nationwide Envirocare Utah Golf Classic Board and was president of the Blessed Sacrament School Board. He and his wife, Susan, make their home in the Salt Lake suburb of Sandy. The couple has four children: Allison, Emily, Joel and Christopher.

3200 South Decker Lake Drive, West Valley City, UT 84119

Office	(801) 988-8000	Emailtwhiting@utahgrizz.com
ArenaMaverik Center	Capacity	10,200
Rink Dimensions200 x 85	Team ColorsGreen, White, Black, Copper
PRadio StationKSOP 1370	BroadcasterTyson Whiting

Team Directory

Owners/Co-ChairmenDavid G. Elmore, Donna F. Tuttle
CEOKevin Bruder
Head Coach/General ManagerTim Branham
Assistant CoachRyan Kinasewich
Vice President of Business Operations/CFOJill Roberts
Vice PresidentJared Youngman
Vice President of Corporate PartnershipsBrian Prutch
Director of Communications and BroadcastingTyson Whiting
Ticket Sales Account ExecutivesCraig Handy
Director of PhotographyTim Broussard
Athletic TrainerBrady Cufaude
Equipment ManagerMatthew Schwegmann



WHEELING NAILERS

NHL Affiliate: Pittsburgh Penguins AHL Affiliate: Wilkes-Barre/Scranton Penguins

Year-by-Year Record

Season	GP	Home					Away					Overall					GF	GA	PTS
		W	L	T	OT	SO	W	L	T	OT	SO	W	L	T	OT	SO			
2019-20	59	15	13	2	2-2	0-0	9	17	3	2-3	0-0	24	30	5	4-5	0-0	163	206	53
2018-19	72	17	13	6	2-4	1-2	14	18	4	1-3	3-2	31	31	10	3-6	4-4	239	240	72
2017-18	72	21	12	3	4-3	2-0	14	16	6	1-5	0-1	35	28	9	5-8	2-1	248	245	79
2016-17	72	21	11	4	1-4	0-0	13	19	4	1-4	1-0	34	30	8	2-8	1-0	244	239	76
2015-16	72	18	14	4	1-2	0-2	19	12	5	4-3	0-2	37	26	9	5-5	0-4	214	211	83
2014-15	72	22	12	2	1-1	2-1	15	21	0	0-0	2-0	37	33	2	1-1	4-1	210	213	76
2013-14	72	21	12	3	3-0	3-3	18	15	3	3-1	0-2	39	27	6	6-1	3-5	216	196	84
2012-13	72	21	8	7	2-1	4-6	10	21	5	1-2	3-3	31	29	12	3-3	7-9	193	225	74
2011-12	72	20	13	3	3-1	3-2	17	13	6	0-3	0-3	37	26	9	3-4	3-5	219	202	83
2010-11	72	20	14	2	1-0	1-2	18	15	3	1-0	0-3	38	29	5	2-0	1-5	230	210	81
2009-10	72	17	13	6	3-2	0-4	16	19	1	2-0	3-1	33	32	7	5-2	3-5	240	249	73
2008-09	72	20	11	5	1-1	2-4	16	17	3	0-1	3-2	36	28	8	1-2	5-6	263	260	80
2007-08	72	13	18	5	1-3	0-2	9	25	2	2-0	2-2	22	43	7	3-3	2-4	186	284	51
2006-07	72	18	14	4	2-2	4-2	14	20	2	1-0	0-2	32	34	6	3-2	4-4	215	255	70
2005-06	72	22	10	4	0-2	1-2	23	11	2	2-1	1-1	45	21	6	2-3	2-3	247	186	96
2004-05	72	23	11	2	3-1	3-1	15	18	3	3-1	3-2	38	29	5	6-2	6-3	171	173	81
2003-04	72	28	5	3	0-0	4-3	23	12	1	1-0	5-1	51	17	4	1-0	9-4	259	188	106
2002-03	72	16	18	2	0-2	3-0	12	23	1	1-0	4-1	28	41	3	1-2	7-1	193	261	59
2001-02	72	19	16	1	0-0	2-1	17	16	3	0-2	6-1	36	32	4	0-1	8-2	213	208	76
2000-01	72	16	14	6	3-2	1-4	8	26	2	1-0	1-2	24	40	8	4-2	2-6	192	277	56
1999-00	70	14	19	2	---	5-2	11	21	3	---	3-3	25	40	5	---	8-5	230	226	55
1998-99	70	17	16	2	---	2-2	10	21	4	---	3-4	27	37	6	---	5-6	206	249	60
1997-98	70	23	7	5	---	5-5	14	17	4	---	3-4	37	24	9	---	8-9	255	255	83
1996-97	70	25	9	1	---	6-1	11	20	4	---	3-4	36	29	5	---	9-5	298	291	77
1995-96\$	70	22	9	4	---	1-4	20	14	1	---	7-1	42	23	5	---	8-5	289	261	89
1994-95\$	68	27	6	1	0-0	2-1	19	11	4	3-0	4-4	46	17	5	3-0	6-5	313	243	97
1993-94\$	68	20	10	4	0-1	2-3	18	13	3	1-2	3-1	38	23	7	1-3	5-4	327	289	83
1992-93\$	64	24	6	2	0-1	3-1	16	10	6	1-1	1-5	40	16	8	1-2	4-6	314	223	88
1991-92#	64	21	9	2	2-1	3-1	15	15	2	0-0	3-2	36	24	4	2-1	6-3	270	245	76
1990-91#	64	12	20	0	1-0	3-0	8	21	3	0-1	1-2	20	41	3	1-1	4-2	228	323	43
1989-90#	60	21	5	3	4-0	1-3	17	11	3	1-1	2-2	38	16	6	5-1	3-5	312	257	82
1988-89*	60	18	12	0	0-0	2-0	9	20	1	2-1	1-0	27	32	1	2-2	3-1	266	329	55

* - Carolina Thunderbirds

- Winston-Salem Thunderbirds

\$ - Wheeling Thunderbirds

Year-by-Year Results

Season	Finished	Result	Season	Finished	Result
2020	6th, Central	No Playoffs due to COVID-19	2007	6th, Northwest	Out of Playoffs
2019	6th, Central	Out of Playoffs	2002	5th, Northwest	Out of Playoffs
2018	5th, North	Out of Playoffs	2001	6th, Northwest	Out of Playoffs
2017	5th, North	Out of Playoffs	2000	5th, Northwest	Out of Playoffs
2016	2nd, North	Lost Kelly Cup Finals	1999	6th, Northwest	Out of Playoffs
2015	4th, North	Lost Division Semifinals	1998	2nd, North	Lost Conference Finals
2014	2nd, Atlantic	Lost Conference Semifinals	1997	4th, North	Lost First Round
2013	3rd, Atlantic	Out of Playoffs	1996	2nd, North	Lost Second Round
2012	2nd, Atlantic	Lost Conference Quarterfinals	1995	1st, North	Lost First Round
2011	2nd, North	Lost Conference Finals	1994	3rd, North	Lost Semifinals
2010	4th, North	Out of Playoffs	1993	1st, East	Lost Riley Cup Finals
2009	4th, North	Lost Division Semifinals	1992	3rd, East	Lost First Round
2008	7th, North	Out of Playoffs	1991	6th, West	Out of Playoffs
2007	7th, North	Out of Playoffs	1990	1st	Lost Riley Cup Finals
2006	2nd, North	Lost Division Finals	1989	4th	Won Riley Cup
2005	6th, North	Out of Playoffs			
2004	1st, Northern	Lost Division Semifinals			

All-Time Record vs. Other Clubs

Team	W-L-T	Team	W-L-T	Team	W-L-T	Team	W-L-T
Adirondack	5-3-3	Greenville	14-12-4	Newfoundland	0-0-0	Tulsa	1-0-0
Allen	1-0-0	Idaho	2-4-0	Norfolk	13-5-1	Utah	4-2-0
Atlanta	10-9-3	Indy	17-12-2	Orlando	3-8-2	Wichita	0-0-0
Brampton	21-12-2	Jacksonville	1-0-0	Rapid City	3-0-0	Worcester	9-3-1
Cincinnati	66-58-18	Kalamazoo	29-34-5	Reading	82-85-21		
Florida	8-8-5	Kansas City	1-0-0	South Carolina	12-12-0		
Fort Wayne	16-19-3	Maine	0-2-0	Toledo	98-105-17		

Web - WheelingNailers.com

Twitter - [@WheelingNailers](https://twitter.com/WheelingNailers)

Club Records

Players

Most Points, Season	117	Devin Edgerton, 1992-93
Most Points, Game	7	five times, most recent: T.J. Fox vs. Kalamazoo, Feb. 6, 2010
Most Goals, Season	62	Darren Schwartz, 1992-93
Most Goals, Game	5	Trent Kaese vs. Johnstown, Jan. 14, 1990
Most Assists, Season	71	Devin Edgerton, 1992-93
Most Assists, Game	6	Len Soccio vs. Greensboro, Dec. 29, 1989
Most PIM, Season	371	T.J. Reynolds, 2002-03
Most PIM, Game	41	Keith Bland at Peoria, Mar. 7, 2000

Goaltenders

Most Appearances	59	Andy Franck, 2006-07
Most Minutes	3,465	Andy Franck, 2006-07
Most Wins	33	Andy Franck, 2005-06
Most Losses	26	Andy Franck, 2006-07
Most OT/SO Losses	7	Francis Ouellette, 1992-93, Joel Laing, 2000-01
Most Shots	1,923	Andy Franck, 2006-07
Most Saves	1,736	Andy Franck, 2006-07
Most Shutouts	6	Mike Condon, 2013-14
Lowest GAA	1.67	Dany Sabourin, 2004-05
Best Save Percentage	.942	Dany Sabourin, 2004-05

Team

Most Points	106	2003-04
Fewest Points	43	1990-91
Most Wins	51	2003-04
Fewest Wins	20	1990-91
Most Losses	43	2007-08
Fewest Losses	16	1989-90, 1992-93
Most Goals Scored	327	1993-94
Fewest Goals Against	173	2004-05
Most Penalty Minutes	2,271	1997-98

Longest Winning Streak

Overall	12	Feb. 20-Mar. 10, 2004
Home	17	Nov. 24, 1994-Feb. 5, 1995
Road	8	Feb. 21-Mar. 10, 2004 Feb. 1-26, 1995

Longest Winless Streak

Overall	9	Dec. 16, 2007-Jan. 4, 2008 Nov. 25-Dec. 14, 2007 Oct. 15-Nov. 6, 1999
Home	7	Dec. 16, 2007-Jan. 4, 2008
Road	12	Feb. 16-Mar. 28, 2001

Regular Season Game Attendance Record

6,656 vs. Dayton, Mar. 19, 1995

Postseason Game Attendance Record

6,202 vs. Toledo, Apr. 17, 1993

Regular Season Attendance Record

170,003, 1993-94

Playoff Record vs. Current Teams

	Series	W	L	GP	W	L	GF	GA	Last Mtg	Rnd	Result
Allen	1	0	1	6	2	4	19	24	2016	Finals	L 2-4
Cincinnati	1	0	1	7	3	4	21	17	2009	DSF	L 3-4
Florida	1	1	0	6	4	2	21	21	2016	CQF	W 4-2
Greenville	2	1	1	13	6	7	31	45	2014	CSF	L 2-4
Kalamazoo	2	0	2	10	3	7	21	36	2012	CQF	L 1-3
Reading	3	2	1	16	9	7	46	46	2016	CSF	W 4-3
South Carolina	3	3	0	15	11	4	40	33	2016	CF	W 4-3
Toledo	5	1	4	25	10	15	82	84	2015	DSF	L 3-4

All-Time Playoff Results

Year	Round	Opponent	Result	GF	GA	OT	Year	Round	Opponent	Result	GF	GA	OT	
2016	Finals	Allen	L 2-4	19	24	0-1	1998	CF	Hampton Roads	L 2-4	12	18	1-2	
		CF	South Carolina	W 4-3	18	19	2-0		CSF	Toledo	W 3-1	14	8	1-0
		CSF	Reading	W 4-3	22	19	2-0		CQF	Dayton	W 3-2	15	11	1-1
		CQF	Florida	W 4-2	21	21	0-0	1997	1st	Peoria	L 0-3	12	23	0-0
2015	DSF	Toledo	L 3-4	17	18	0-2	1996	2nd	Tallahassee	L 1-3	10	14	0-1	
2014	CSF	Greenville	L 2-4	13	23	1-1		1st	Columbus (Ohio)	W 3-0	10	5	0-0	
	CQF	South Carolina	W 4-0	11	4	1-0	1995	1st	Birmingham	L 0-3	9	20	0-0	
2012	CQF	Kalamazoo	L 1-3	9	14	0-0	1994	SF	Toledo	L 0-3	5	16	0-0	
2011	CF	Kalamazoo	L 2-4	12	22	1-0		2nd	Hampton Roads	W 3-1	17	13	1-0	
	CSF	Greenville	W 4-3	18	22	1-1		1st	Nashville	W 2-0	7	3	0-0	
	CQF	South Carolina	W 3-1	11	10	2-0	1993	Finals	Toledo	L 2-4	28	28	0-1	
2009	DSF	Cincinnati	L 3-4	21	17	0-1		SF	Raleigh	W 4-2	24	19	1-1	
2006	DF	Toledo	L 2-3	18	14	0-0		QF	Johnstown	W 3-1	13	9	0-0	
	DSF	Reading	W 3-1	13	13	0-0	1992	1st	Richmond	L 2-3	22	19	0-0	
2004	DSF	Reading	L 2-3	11	13	0-0	1990	Finals	Greensboro	L 1-4	14	21	0-1	
								SF	Nashville	W 4-1	26	15	0-0	
							1989	Finals	Johnstown	W 4-3	32	33	0-0	
								SF	Erie	W 4-0	17	11	0-0	

2019-20 Regular Season Statistics

PLAYER	Pos	GP	G	A	PTS	+/-	PIM	PP	PPA	SH	SHA	GW	FG	OT	UA	EN	SOG	SOA	Shots	Sh%
Cam Brown	F	59	18	23	41	-5	22	2	8	1	1	2	4	1	2	0	0	0	122	14.8
Yushiro Hirano	F	52	13	22	35	-23	24	5	3	0	0	1	0	0	3	1	0	0	119	10.9
Brandon Hawkins	F	47	16	17	33	-19	36	3	8	0	0	2	1	1	0	0	0	0	189	8.5
Alec Butcher	F	53	15	18	33	-8	28	3	2	3	0	1	3	0	1	2	0	0	117	12.8
Renars Krastenbergs	F	52	13	17	30	-15	39	3	2	0	0	2	2	0	0	0	0	0	114	11.4
Josh Holmstrom	F	9	0	2	2	-6	18	0	0	0	0	0	0	0	0	0	0	0	9	0.0
TOTALS		59	8	21	29	-42	61	5	6	0	0	1	1	0	2	0	0	0	99	8.1
Ryan Scarfo	F	43	12	14	26	-6	24	0	2	2	3	1	4	0	2	1	0	0	85	14.1
Blake Siebenaler	D	50	9	17	26	-2	25	1	2	0	2	3	1	0	0	0	0	0	88	10.2
Jan Drozg	F	24	13	10	23	-2	16	2	0	0	0	2	3	0	0	0	0	0	65	20.0
Graham Knott	F	18	6	8	14	-4	6	2	3	0	0	1	0	0	0	0	0	0	31	19.4
TOTALS		31	11	12	23	-12	10	2	6	0	0	2	2	1	1	0	0	0	64	17.2
Nick Saracino	F	31	8	15	23	-3	8	3	2	0	0	3	2	0	1	0	0	0	80	10.0
Myles Powell	F	19	6	14	20	-9	14	0	5	0	1	1	1	1	0	0	0	0	47	12.8
Jeremy Beaudry	D	4	0	0	0	-4	4	0	0	0	0	0	0	0	0	0	0	0	4	0.0
TOTALS		43	4	16	20	-3	30	2	1	0	0	1	1	0	0	0	0	0	116	3.4
Christopher Brown	F	38	11	8	19	-1	20	3	1	0	0	2	2	1	1	1	0	0	76	14.5
Justin Almeida	F	37	5	11	16	-17	2	1	4	0	0	1	1	0	0	0	0	0	65	7.7
Steve Johnson	D	25	1	11	12	6	6	0	2	1	0	0	0	0	0	0	0	0	55	1.8
Willy Smith	F	44	4	6	10	-13	19	0	0	0	0	0	0	0	0	0	0	0	46	8.7
Matt Abt	D	20	1	9	10	-1	14	0	1	0	0	0	0	0	1	0	0	0	48	2.1
Nick Minerva	D	47	3	6	9	-4	35	0	0	0	0	0	0	0	0	0	0	0	52	5.8
Michael Kim	D	20	1	8	9	-15	2	1	5	0	0	0	0	0	0	0	0	0	42	2.4
Aaron Titcomb	D	46	1	8	9	1	36	0	0	0	1	1	0	0	0	0	0	0	53	1.9
Marc-Olivier Duquette	D	39	2	5	7	-12	24	0	2	0	0	0	0	0	1	0	0	0	43	4.7
TOTALS		43	2	5	7	-15	24	0	2	0	0	0	0	0	1	0	0	0	47	4.3
Spencer Trapp	D	42	2	4	6	-6	16	0	0	0	0	0	0	0	0	0	0	0	51	3.9
Kyle McKenzie	D	2	0	0	0	-2	0	0	0	0	0	0	0	0	0	0	0	0	0	0.0
TOTALS		41	1	5	6	-5	14	0	0	0	0	0	0	0	0	0	0	0	20	5.0
Brady Fleurent	F	11	1	3	4	-2	0	0	0	0	0	1	0	0	0	0	0	0	12	8.3
Craig Skudalski	D	24	1	2	3	-4	4	0	0	0	0	0	0	0	0	0	0	0	17	5.9
Lucas Kohls	F	4	0	3	3	2	4	0	0	0	0	0	0	0	0	0	0	0	4	0.0
Alex D'Orio	G	31	0	2	2	0	0	0	1	0	1	0	0	0	0	0	0	0	0	0.0
Carlos Fornaris	F	3	1	0	1	-4	0	0	0	0	0	0	0	0	0	0	0	0	3	33.3
Macoy Erkamps	D	3	0	1	1	-2	0	0	0	0	0	0	0	0	0	0	0	0	3	0.0
Brandon Lubin	D	4	0	1	1	3	0	0	0	0	0	0	0	0	0	0	0	0	4	0.0
Ruslan Rakhmatov	D	6	0	1	1	-3	4	0	0	0	0	0	0	0	0	0	0	0	4	0.0
Emil Larmi	G	11	0	1	1	0	4	0	0	0	0	0	0	0	0	0	0	0	0	0.0
Cameron Heath	D	13	0	1	1	-5	2	0	0	0	0	0	0	0	0	0	0	0	23	0.0
Jordan Ruby	G	18	0	1	1	0	0	0	1	0	0	0	0	0	0	0	0	0	0	0.0
Andrew D'Agostini	G	2	0	0	0	0	0	0	0	0	0	0	0	0	0	0	0	0	0	0.0
Jake Schultz	D	2	0	0	0	-2	14	0	0	0	0	0	0	0	0	0	0	0	3	0.0
Ryan Cloonan	F	3	0	0	0	0	0	0	0	0	0	0	0	0	0	0	0	0	2	0.0
Jack Macnee	D	16	0	0	0	-5	6	0	0	0	0	0	0	0	0	0	0	0	18	0.0
Brad Drobot	F	34	0	0	0	-4	16	0	0	0	0	0	0	0	0	0	0	0	3	0.0
BENCH		59	0				10													0
TEAM TOTALS		59	163	269	432	-196	502	29	54	7	9	24	24	4	12	5	0	0	1697	9.6

GOALIE	GPMINS	W	L	OTL	SL	SO	EN	GA	GAASOGPSOW	SA	SVS	SV%			
Andrew D'Agostini	2	119	1	1	0	0	0	2	5	2.53	0	0	58	53	0.914
Jordan Ruby	18	1042	7	7	3	0	0	2	51	2.94	0	0	566	515	0.910
Alex D'Orio	31	1752	12	15	2	0	0	6	100	3.43	0	0	927	827	0.892
Emil Larmi	11	626	4	7	0	0	1	3	37	3.55	0	0	404	367	0.908
TEAM TOTALS	62	3539	24	30	5	0	1	13	193	3.27	0	0	1955	1762	0.901



Mark French Head Coach/Director of Hockey Operations

Mark French enters his first season with the Nailers after being named the team's head coach and director of hockey operations on June 8, 2020. He joins the Nailers with extensive coaching experience in both North America and Europe. French began his professional coaching career as an assistant coach in 2004-05 with the ECHL's Atlantic City Boardwalk Bullies, before accepting his first head coaching position with the Central Hockey League's Wichita Thunder the following season. Wichita went 70-59-16 under his guidance, and reached the playoffs twice in three years. In 2007, the Milton, Ontario native joined the American Hockey League's Hershey Bears as an assistant coach. He won two Calder Cups with the Bears - first as an assistant coach in 2008-09, then in his first season as head coach in 2009-10, when the Bears set an AHL record for the most wins in a season, as they went 60-17-3. Hershey qualified for the playoffs in all four of French's seasons as head coach, as they compiled a 180-100-32 record. His .627 winning percentage with the Bears ranks third in AHL history among coaches with at least 300 games. He was also the head coach twice at the AHL All-Star Classic. French continued his coaching success with Zagreb Medvescak of the KHL, where he led the team to the playoffs in their inaugural season. From there, he returned to North America with the WHL's Calgary Hitmen, leading the team to three consecutive postseason appearances. Most recently, French was the head coach for HC Fribourg-Gottéron in Switzerland.

Coaching Season	Team	Regular Season			Playoffs		
		Games	W	L	Games	W	L
2005-06	Wichita (CHL)	64	38	18	5	1	4
2006-07	Wichita (CHL)	64	28	28	6	2	4
2007-08	Wichita (CHL)	17	4	13	--	--	--
2009-10	Hershey (AHL)	80	60	17	21	16	5
2010-11	Hershey (AHL)	80	46	26	6	2	4
2011-12	Hershey (AHL)	76	38	26	5	2	3
2012-13	Hershey (AHL)	76	36	31	5	2	3
2013-14	Zagreb Medvescak (KHL)	54	28	14	4	0	4
2014-15	Calgary (WHL)	72	45	22	17	9	8
2015-16	Calgary (WHL)	72	42	26	5	1	4
2016-17	Calgary (WHL)	72	30	32	4	0	4
2017-18	HC Fribourg-Gottéron (NLA)	50	20	18	5	1	4
2018-19	HC Fribourg-Gottéron (NLA)	50	22	23	--	--	--
2019-20	HC Fribourg-Gottéron (NLA)	6	1	5	--	--	--

Coaching History

Year	Coach	STD	W	L	T	PTS	Playoffs
2019-20	Mike Bavis	6-C	24	30	5	53	No Playoffs due to COVID-19
2018-19	Mike Bavis	6-C	31	31	10	72	Out of Playoffs
2017-18	Jeff Christian	5-N	35	28	9	79	Out of Playoffs
2016-17	Jeff Christian	5-N	34	30	8	76	Out of Playoffs
2015-16	David Gove	2-N	23	16	6	52	Lost Kelly Cup Finals
	Clark Donatelli		14	10	3	31	
2014-15	Clark Donatelli	4-N	37	33	2	76	Lost Division Semifinals
2013-14	Clark Donatelli	2-A	39	27	6	84	Lost Conference Semifinals
2012-13	Clark Donatelli	3-A	31	29	12	74	Out of Playoffs
2011-12	Clark Donatelli	2-A	26	20	9	61	Lost Conference Quarterfinals
	Stan Drulija		11	6	0	22	
2010-11	Stan Drulija	2-N	38	29	5	81	Lost Conference Finals
2009-10	Greg Puhalski	4-N	33	32	7	73	Out of Playoffs
2008-09	Greg Puhalski	4-N	36	28	8	80	Lost Division Finals
2007-08	Greg Puhalski	7-N	13	23	4	33	Out of Playoffs
	Glenn Patrick		9	20	3	21	
2006-07	Glenn Patrick	7-N	32	34	6	70	Out of Playoffs
2005-06	Glenn Patrick	2-N	45	21	6	96	Lost Division Finals
2004-05	Pat Bingham	6-N	38	29	5	81	Out of Playoffs
2003-04	Pat Bingham	1-N	51	17	4	106	Lost Division Semifinals
2002-03	John Brophy	6-NW	28	41	3	59	Out of Playoffs
2001-02	John Brophy	5-NW	36	32	4	76	Out of Playoffs
2000-01	Joe Harney	6-NW	5	5	1	11	Out of Playoffs
	Alain Lemieux		19	35	7	45	
1999-00	Murray Eaves	5-NW	25	40	5	55	Out of Playoffs
1998-99	Chris Jensen	6-NW	27	37	6	60	Out of Playoffs
1997-98	Peter Laviolette	2-NE	37	24	9	83	Lost Conference Finals
1996-97	Tom McVie	4-N	36	29	5	77	Lost First Round
1995-96\$	Larry Kish	2-N	42	23	5	89	Lost Second Round
1994-95\$	Doug Sauter	1-N	46	17	5	97	Lost First Round
1993-94\$	Doug Sauter	3-N	38	23	7	83	Lost Semifinals
1992-93\$	Doug Sauter	1-E	40	16	8	88	Lost Riley Cup Finals
1991-92#	Doug Sauter	3-E	36	24	4	76	Lost First Round
1990-91#	Jay Fraser	6-W	20	41	3	43	Out of Playoffs
	Marcel Comeau						
1989-90#	Chris McSorley	1	38	16	6	82	Lost Riley Cup Finals
	Jay Fraser						
1988-89*	Brendan Watson	4	8	5	0	16	Won Riley Cup
	Keith McAdams		0	1	0	0	
	Joe Selenski		9	13	0	18	
	Brian Carroll		10	13	1	21	

- Winston-Salem Thunderbirds * - Carolina Thunderbirds \$ - Wheeling Thunderbirds

2020-21 Schedule

Sat. Dec. 12 Indy
Fri. Dec. 18 Orlando
Sat. Dec. 19 Orlando
 Sat. Dec. 26 at Indy
Sun. Dec. 27 Indy
Thu. Dec. 31 Indy
 Sat. Jan. 2 at Indy
 Wed. Jan. 6 at Greenville
 Fri. Jan. 8 at South Carolina
 Sat. Jan. 9 at South Carolina

Remainder of schedule will be announced at a later date

2019-20 Results

Oct. 12	at Cincinnati	2-4	Dec. 6	Kalamazoo	6-2	Jan. 25	Cincinnati	4-1
Oct. 18	at Fort Wayne	3-7	Dec. 7	Kalamazoo	1-4	Jan. 29	Norfolk	2-1
Oct. 19	Indy	4-3	Dec. 8	Toledo	2-5	Jan. 31	Orlando	3-2
Oct. 20	Indy	4-3	Dec. 11	at Rapid City	4-3	Feb. 1	Orlando	2-5
Oct. 25	Tulsa	6-4	Dec. 13	at Rapid City	3-1	Feb. 4	Kansas City	4-3*
Oct. 26	Reading	3-1	Dec. 14	at Rapid City	4-2	Feb. 8	at Reading	3-5
Nov. 2	at Kalamazoo	2-7	Dec. 20	Toledo	3-0	Feb. 14	at Cincinnati	5-3
Nov. 6	at Toledo	4-5*	Dec. 21	Kalamazoo	2-4	Feb. 15	Fort Wayne	6-1
Nov. 8	Reading	4-1	Dec. 27	at Toledo	1-2	Feb. 19	Reading	3-6
Nov. 9	at Reading	4-6	Dec. 29	at Indy	3-2*	Feb. 21	at Cincinnati	0-3
Nov. 15	Utah	1-2	Dec. 31	Norfolk	6-1	Feb. 22	at Kalamazoo	2-3
Nov. 16	at Reading	0-1*	Jan. 3	at Cincinnati	2-1*	Feb. 23	at Brampton	3-2
Nov. 17	Fort Wayne	6-5*	Jan. 4	at Cincinnati	0-4	Feb. 28	Maine	2-3
Nov. 19	Cincinnati	4-3	Jan. 5	Toledo	1-8	Feb. 29	Cincinnati	2-5
Nov. 22	at Indy	3-2	Jan. 10	at Reading	2-5	Mar. 1	at Toledo	0-6
Nov. 23	at Fort Wayne	4-5*	Jan. 11	Fort Wayne	1-6	Mar. 4	at Fort Wayne	2-3
Nov. 27	Fort Wayne	4-5*	Jan. 12	at Toledo	4-1	Mar. 5	at Indy	2-6
Nov. 28	at Fort Wayne	0-3	Jan. 17	at Kalamazoo	4-5	Mar. 6	at Kalamazoo	2-4
Nov. 30	Kalamazoo	1-4	Jan. 18	at Indy	1-4	Mar. 10	at Reading	1-5
Dec. 1	Toledo	4-5	Jan. 24	Cincinnati	2-3*			

* - Overtime

- Shootout



**Don Rigby
Governor**

Don Rigby is the Executive Director of the Regional Economic Development Partnership and has spent his career in Manufacturing, Chamber of Commerce Management, and Economic Development in West Virginia. Since joining RED in 1999, Don has assisted over 100 companies expand in or relocate to West Virginia. Through his efforts, RED is now the largest economic development organization in the state. Rigby works in collaboration with city and county governments, local organizations interested in economic development, state government officials and agencies, as well as federal officials and agencies. Don travels extensively throughout the country to discuss the region's many excellent incentives and features for small and large businesses to locate in the area. Don also works with the West Virginia Development Office, the West Virginia Economic Development Authority, and the West Virginia Economic Development Council. He currently sits on the board of directors of Vision Shared, a statewide nonprofit, nonpartisan community and economic development organization; and Bel-O-Mar, an interstate regional planning and development council of governments. Rigby graduated from West Virginia University in 1976 with a Bachelor of Science Degree in Business Management. A life-long resident of the Northern Panhandle, he and his wife, Kathy, reside in Wheeling.

1100 Main Street 3rd Floor, Wheeling, WV 26003

Office (304) 234-4625	Email pr@wheelingnailers.com
Arena WesBanco Arena	Capacity 5,200
Rink Dimensions 185 x 85	Team Colors Black, White, Gold
Radio Station WKWK 97.3 FM	Broadcaster DJ Abisalih

Team Directory

Governor	Don Rigby
President/Alternate Governor	Brian Komorowski
Head Coach/Director of Hockey Operations	Mark French
Director of Business Operations	Jason Rine
Ticket Sales Director	Mark Goodwin
Broadcaster/Director of Media & Community Relations	DJ Abisalih
Corporate Partnerships	Bob Munn
Client Fulfillment	Katie Strong
Merchandise Manager	Matt Allietta
Video Production Specialist	Kirk Kelleher
Accountant	Adam Bonenberger
Ticket Sales Account Executives	Jared Horan, Joey Yoho
Assistant Coach	Derek Army
Athletic Trainer	Dan Barker
Equipment Manager	Billy Higgins
Assistant Equipment Manager	Jared Horan



WICHITA THUNDER

NHL Affiliate: Edmonton Oilers

AHL Affiliate: Bakersfield Condors

Year-by-Year Record

Season	GP	Home					Away					Overall					GF	GA	PTS
		W	L	T	OT	SO	W	L	T	OT	SO	W	L	T	OT	SO			
2019-20	62	17	9	3	3-3	0-0	7	21	3	1-5	0-0	24	30	8	4-8	0-0	181	233	56
2018-19	72	18	13	5	1-4	3-1	11	18	7	2-5	1-2	29	31	12	3-9	4-3	224	251	70
2017-18	72	21	12	3	2-2	1-1	13	18	5	1-4	0-1	34	30	8	3-6	1-2	222	235	76
2016-17	72	10	25	1	1-1	1-0	11	19	6	2-5	0-1	21	44	7	3-6	1-1	189	278	49
2015-16	72	10	19	7	1-3	2-4	8	22	6	2-4	2-2	18	41	13	3-7	4-6	150	240	49
2014-15	72	16	16	4	2-0	2-4	16	15	5	4-2	2-3	32	31	9	6-2	4-7	213	240	73

T - Includes Overtime and Shootout Losses

Year-by-Year Results

Season	Finished	Result
2020	6th, Mountain	No Playoffs due to COVID-19
2019	5th, Mountain	Out of Playoffs
2018	4th, Mountain	Lost Division Semifinals
2017	7th, Central	Out of Playoffs
2016	4th, Central	Out of Playoffs
2015	5th, Central	Out of Playoffs

All-Time Record vs. Other Clubs

Team	W-L-T	Team	W-L-T	Team	W-L-T	Team	W-L-T
Adirondack	0-0-0	Greenville	0-2-0	Newfoundland	0-0-0	Tulsa	21-36-16
Allen	27-49-6	Idaho	8-6-2	Norfolk	1-0-0	Utah	5-17-5
Atlanta	1-0-0	Indy	5-5-1	Orlando	0-0-0	Wheeling	0-0-0
Brampton	5-1-1	Jacksonville	0-0-0	Rapid City	23-13-4	Worcester	0-0-0
Cincinnati	2-3-2	Kalamazoo	2-4-2	Reading	0-0-0		
Florida	0-0-0	Kansas City	34-28-13	South Carolina	1-2-0		
Fort Wayne	2-6-1	Maine	0-0-0	Toledo	0-3-0		

Web - WichitaThunder.com

Twitter - [@Wichita_Thunder](https://twitter.com/Wichita_Thunder)

Club Records

Players

Most Points, Season	68 Danick Gauthier, 2014-15
Most Points, Game	4 four times, most recent: Corey Kalk vs. Allen, Apr. 5, 2019
Most Goals, Season	31 Ralph Cuddemi, 2017-18
Most Goals, Game	3 five times, most recent: Stefan Fournier vs. Allen, Apr. 6, 2019
Most Assists, Season	42 Steven Iacobellis, 2018-19
Most Assists, Game	4 Nolan De Jong at Allen, Mar. 17, 2019
Most PIM, Season	196 Erick Lizon, 2014-15
Most PIM, Game	31 Ryan Jasinsky vs. Allen, Jan. 13, 2019 Vincent Arseneau vs. Allen, Dec. 30, 2016

Goaltenders

Most Appearances	45 Tim Boron, 2014-15
Most Minutes	2,161 Drew Owsley, 2016-17
Most Wins	20 Tim Boron, 2014-15
Most Losses	23 Drew Owsley, 2016-17
Most OT/SO Losses	7 Stuart Skinner, 2018-19
Most Shots	1,260 Drew Owsley, 2016-17
Most Saves	1,137 Drew Owsley, 2016-17
Most Shutouts	4 Stuart Skinner, 2018-19
Lowest GAA	3.15 Tim Boron, 2014-15
Best Save Percentage	.903 Stuart Skinner, 2018-19

Team

Most Points	76 2017-18
Fewest Points	49 2015-16 & 2016-17
Most Wins	34 2017-18
Fewest Wins	18 2015-16
Most Losses	41 2015-16
Fewest Losses	30 2017-18
Most Goals Scored	222 2017-18
Fewest Goals Against	235 2017-18
Most Penalty Minutes	1,508 2014-15

Longest Winning Streak

Overall	6 Oct. 13-28, 2017
Home	5 Jan. 20-Feb. 8, 2018 Nov. 19-Dec. 6, 2017
Road	5 Oct. 25-Nov. 11, 2017

Longest Winless Streak

Overall	13 Jan. 25-Feb 19, 2017
Home	9 Nov. 28, 2015-Jan. 3, 2016
Road	11 Jan. 9-Feb. 28, 2016 Oct. 24-Dec. 13, 2015

Regular Season Game Attendance Record

13,175 vs. Tulsa, Mar. 30, 2018

Postseason Game Attendance

2,623 vs. Colorado, Apr. 15, 2018

Regular Season Attendance Record

204,458, 2018-19

Playoff Record vs. Current Teams

<u>Series</u>	<u>W</u>	<u>L</u>	<u>GP</u>	<u>W</u>	<u>L</u>	<u>GF</u>	<u>GA</u>	<u>Last Mtg</u>	<u>Rnd</u>	<u>Result</u>
---------------	----------	----------	-----------	----------	----------	-----------	-----------	-----------------	------------	---------------

All-Time Playoff Results

<u>Year</u>	<u>Round</u>	<u>Opponent</u>	<u>Result</u>	<u>GF</u>	<u>GA</u>	<u>OT</u>	<u>Year</u>	<u>Round</u>	<u>Opponent</u>	<u>Result</u>	<u>GF</u>	<u>GA</u>	<u>OT</u>
2018	DSF	Colorado	L 2-4	19	20	1-1							

2019-20 Regular Season Statistics

PLAYER	Pos	GP	G	A	PTS	+/-	PIM	PP	PPA	SH	SHA	GW	FG	OT	UA	EN	SOG	SOA	Shots	Sh%
Patrik Parkkonen	D	56	8	37	45	-12	28	1	18	1	0	0	0	0	0	1	0	0	103	7.8
Stefan Fournier	F	52	24	18	42	-3	84	8	3	0	0	6	4	0	3	1	0	0	191	12.6
Jason Salvaggio	F	48	14	20	34	-17	32	2	9	0	0	2	6	0	1	1	0	0	139	10.1
TOTALS		58	15	22	37	-18	38	2	9	0	0	2	6	0	1	1	0	0	168	8.9
Ostap Safin	F	54	16	19	35	-8	27	4	7	0	0	2	2	2	0	1	0	0	111	14.4
Spencer Dorowicz	F	55	15	19	34	-15	79	4	5	0	0	1	6	0	3	1	0	0	109	13.8
Fabrizio Ricci	F	58	12	21	33	-4	27	1	0	1	1	2	5	0	1	0	0	0	86	14.0
Peter Crinella	F	52	19	13	32	1	12	5	2	0	1	3	2	0	1	0	0	0	83	22.9
Chris Crane	F	42	13	19	32	-5	59	6	2	0	0	2	2	0	0	1	0	0	126	10.3
Beau Starrett	F	50	16	13	29	-13	52	2	4	0	0	1	2	1	2	1	0	0	150	10.7
Billy Exell	F	50	8	16	24	-1	21	2	2	1	0	0	0	0	1	0	0	0	63	12.7
Garrett Schmitz	D	55	7	13	20	-11	45	2	3	0	0	2	0	0	1	0	0	0	76	9.2
Cameron Hebig	F	20	6	11	17	-7	12	0	3	0	0	0	1	0	0	0	0	0	59	10.2
Jack Combs	F	15	5	10	15	-7	14	1	4	0	0	2	0	1	0	0	0	0	36	13.9
Riley Weselowski	D	53	2	13	15	-5	27	0	3	0	0	0	0	0	0	0	0	0	54	3.7
Vincent Desharnais	D	31	0	13	13	-9	24	0	3	0	1	0	0	0	0	0	0	0	48	0.0
Shaquille Merasty	F	18	2	3	5	2	49	0	0	0	0	0	1	0	0	0	0	0	50	4.0
TOTALS		31	4	5	9	4	70	0	0	0	0	0	1	0	0	0	0	0	75	5.3
Brendan Smith	D	11	2	6	8	4	2	0	0	0	0	0	0	0	0	0	0	0	9	22.2
Lane Bauer	F	35	2	6	8	-4	2	0	0	0	0	0	0	0	0	0	0	0	42	4.8
Nolan Vesey	F	15	2	4	6	0	24	0	0	0	0	1	1	0	0	0	0	0	23	8.7
Luke Shiplo	D	17	1	5	6	0	4	0	0	0	0	0	0	0	0	0	0	0	17	5.9
Jay Dickman	F	6	1	1	2	-3	2	0	0	0	0	0	0	0	0	0	0	0	12	8.3
TOTALS		14	3	2	5	-5	6	1	0	0	0	0	1	0	0	0	0	0	23	13.0
Steven Iacobellis	F	6	2	3	5	-2	6	0	1	0	0	0	0	0	0	0	0	0	15	13.3
Jacob Graves	D	32	0	4	4	-2	40	0	0	0	0	0	0	0	0	0	0	0	27	0.0
TOTALS		50	1	4	5	1	61	0	0	0	0	0	1	0	0	0	0	0	38	2.6
Dylan Olsen	D	4	0	3	3	-2	0	0	2	0	0	0	0	0	0	0	0	0	6	0.0
TOTALS		13	0	4	4	-2	0	0	2	0	0	0	0	0	0	0	0	0	13	0.0
Brendan De Jong	D	25	2	1	3	-2	10	0	0	0	0	0	0	0	0	0	0	0	24	8.3
Matt Brassard	D	11	0	1	1	-2	2	0	0	0	0	0	0	0	0	0	0	0	33	0.0
TOTALS		14	1	2	3	-4	6	0	0	0	0	0	0	0	1	0	0	0	41	2.4
Sean Allen	D	44	1	2	3	-2	68	0	0	0	0	0	0	0	1	0	0	0	33	3.0
Zachary Borsoi	D	24	1	1	2	-9	14	0	0	0	0	0	0	0	1	0	0	0	13	7.7
TOTALS		28	1	1	2	-8	16	0	0	0	0	0	0	0	1	0	0	0	17	5.9
Joe Widmar	F	3	0	2	2	1	0	0	1	0	0	0	0	0	0	0	0	0	3	0.0
Jordan Sims	F	5	0	2	2	-4	2	0	1	0	0	0	0	0	0	0	0	0	5	0.0
Taylor Pryce	F	2	0	1	1	0	0	0	0	0	0	0	0	0	0	0	0	0	2	0.0
Nick Miglio	F	4	0	1	1	1	2	0	0	0	0	0	0	0	0	0	0	0	7	0.0
Kyle Pouncy	D	4	0	1	1	0	2	0	0	0	0	0	0	0	0	0	0	0	4	0.0
Jakob Stukel	F	5	0	1	1	-3	0	0	0	0	0	0	0	0	0	0	0	0	18	0.0
Tommy Mele	F	6	0	1	1	0	6	0	0	0	0	0	0	0	0	0	0	0	7	0.0
Dylan Wells	G	10	0	1	1	0	0	1	0	0	0	0	0	0	0	0	0	0	1	0.0
Mitch Gillam	G	40	0	1	1	0	0	0	0	0	0	0	0	0	0	0	0	0	0	0.0
Chris Gerrie	F	1	0	0	0	-1	0	0	0	0	0	0	0	0	0	0	0	0	0	0.0
Eric Freschi	F	2	0	0	0	0	4	0	0	0	0	0	0	0	0	0	0	0	0	0.0
Cam Clarke	D	3	0	0	0	-1	0	0	0	0	0	0	0	0	0	0	0	0	2	0.0
Stuart Skinner	G	3	0	0	0	0	0	0	0	0	0	0	0	0	0	0	0	0	0	0.0
Frankie Melton	F	4	0	0	0	-2	0	0	0	0	0	0	0	0	0	0	0	0	1	0.0
Evan Weninger	G	12	0	0	0	0	0	0	0	0	0	0	0	0	0	0	0	0	0	0.0
BENCH		62	0				12													0
TEAM TOTALS		62	181	306	487	-147	794	38	74	3	3	24	32	4	15	7	0	0	1788	10.1

GOALIE	GPMINS	W	L	OTL	SL	SO	EN	GA	GAASOGPSOW	SA	SVS	SV%
Evan Weninger	12	676	4	4	3	0	0	1	33 2.93	0	0	399 366 0.917
Mitch Gillam	40	2292	15	19	4	0	2	5	133 3.48	0	0	1406 1273 0.905
Stuart Skinner	3	182	2	1	0	0	0	0	11 3.62	0	0	104 93 0.894
Dylan Wells	10	579	3	6	1	0	0	2	48 4.98	0	0	373 325 0.871
TEAM TOTALS	65	3729	24	30	8	0	2	8	225 3.62	0	0	2282 2057 0.901



Bruce Ramsay **Head Coach**

Bruce Ramsay enters his second season as Wichita's head coach after being named to the position on May 15, 2019. Ramsay, 51, returned to the ECHL after spending three seasons as an assistant with the AHL's Grand Rapids Griffins. Before that, he was the bench boss of the Tulsa Oilers from 2009-15, where he compiled a 185-180-35 record and led the Oilers to the playoffs in each of his last two seasons in Tulsa - which coincided with Oilers' final season in the Central Hockey League and their first season in the ECHL. A native of Dryden, Ontario, Ramsay returns to a place that he called home during his playing career. He played for the Thunder during the 2000-01 season, recording 35 points (11g-24a) and compiling 364 penalty minutes. Over his 12-year playing career, he was a part of eight championship teams, winning four Colonial Cups and two Royal Bank Cups. He finished with 245 points (74g-171a) and 3,432 penalty minutes in 677 games as a pro. After his playing career ended in 2005, he was named the Head Coach of the ACHL's St. Pete/Winston-Salem Parrots. His head coaching career spans 11 seasons, including stints with the Port Huron Beacons (2002-04), Muskegon Fury (2004-08), Muskegon Lumberjacks and the Oilers. Ramsay has consistently led his teams to the postseason, making the playoffs eight out of 11 years. In 2015, Ramsay stepped down from the Oilers to pursue an assistant coaching position with Grand Rapids and helped lead them to the 2017 Calder Cup title.

Coaching Record		Regular Season				Playoffs		
<u>Season</u>	<u>Team</u>	<u>Games</u>	<u>W</u>	<u>L</u>	<u>T</u>	<u>Games</u>	<u>W</u>	<u>L</u>
2002-03	St. Pete/Winston-Salem (ACHL)	37	18	12	7	--	--	--
2002-03	Port Huron (UHL)	23	14	6	3	3	0	3
2003-04	Port Huron (UHL)	76	38	31	7	9	5	4
2006-07	Muskegon (UHL)	76	49	21	6	11	7	4
2007-08	Muskegon (IHL)	76	35	35	6	6	2	4
2008-09	Muskegon (IHL)	76	46	23	7	11	5	6
2009-10	Tulsa (CHL)	64	28	29	7	--	--	--
2010-11	Tulsa (CHL)	66	35	25	6	10	5	5
2011-12	Tulsa (CHL)	66	29	29	8	--	--	--
2012-13	Tulsa (CHL)	66	22	39	5	--	--	--
2013-14	Tulsa (CHL)	66	34	29	3	6	2	4
2014-15	Tulsa Oilers (ECHL)	72	37	29	6	5	1	4
2019-20	Wichita Thunder (ECHL)	62	24	30	8	--	--	--
	ECHL Totals	134	61	59	14	5	1	4

Coaching History

<u>Year</u>	<u>Coach</u>	<u>STD</u>	<u>W</u>	<u>L</u>	<u>T</u>	<u>PTS</u>	<u>Playoffs</u>
2019-20	Bruce Ramsay	6-M	24	30	8	56	No Playoffs due to COVID-19
2018-19	Malcolm Cameron	5-M	29	31	12	70	Out of Playoffs
2017-18	Malcolm Cameron	4-M	34	30	8	76	Lost Division Semifinals
2016-17	Malcolm Cameron	7-C	21	44	7	49	Out of Playoffs
2015-16	Kevin McClelland	4-C	18	41	13	49	Out of Playoffs
2014-15	Kevin McClelland	5-C	32	31	9	73	Out of Playoffs

2020-21 Schedule

Fri. Dec. 11 at Tulsa
 Sat. Dec. 19 Kansas City
 Sat. Dec. 26 Kansas City
 Sun. Dec. 27 Kansas City
 Thu. Dec. 31 at Allen
 Fri. Jan. 1 Allen
 Sat. Jan. 2 Allen
 Wed. Jan. 6 at Rapid City
 Fri. Jan. 8 at Rapid City
 Sat. Jan. 9 at Rapid City

Remainder of schedule will be announced at a later date

2019-20 Results

Oct. 11	Indy	4-5*	Dec. 6	at Kansas City	1-4	Jan. 17	at Utah	1-4
Oct. 12	Rapid City	4-3	Dec. 7	Tulsa	4-2	Jan. 18	at Utah	1-3
Oct. 16	at Utah	1-7	Dec. 8	Kansas City	4-1	Jan. 24	at Rapid City	3-4*
Oct. 18	at Idaho	1-2*	Dec. 10	at Allen	1-5	Jan. 25	at Rapid City	7-4
Oct. 19	at Idaho	2-5	Dec. 13	at Tulsa	3-6	Jan. 26	at Rapid City	2-5
Oct. 25	Idaho	4-3*	Dec. 14	at Tulsa	5-2	Jan. 31	Allen	3-6
Nov. 1	at Kansas City	7-3	Dec. 15	at Tulsa	3-5	Feb. 1	at Allen	6-7
Nov. 2	at Kansas City	2-3*	Dec. 17	Utah	2-8	Feb. 5	Utah	1-3
Nov. 3	Kansas City	3-2	Dec. 20	Tulsa	4-1	Feb. 7	at Kansas City	3-5
Nov. 6	Norfolk	6-2	Dec. 21	Utah	1-3	Feb. 8	Rapid City	2-1
Nov. 8	Tulsa	3-1	Dec. 22	Allen	3-2*	Feb. 9	Rapid City	7-4
Nov. 9	Tulsa	2-7	Dec. 27	at Rapid City	3-4	Feb. 11	at Kansas City	1-2
Nov. 11	at Kansas City	4-2	Dec. 28	at Rapid City	0-2	Feb. 14	Tulsa	1-7
Nov. 13	Rapid City	4-3	Dec. 30	Kansas City	5-2	Feb. 15	at Tulsa	3-4
Nov. 15	Idaho	1-4	Dec. 31	at Kansas City	1-2*	Feb. 22	at Allen	5-8
Nov. 22	at Allen	3-7	Jan. 4	at Allen	2-7	Feb. 28	Allen	6-1
Nov. 23	at Allen	3-2*	Jan. 7	Allen	4-3*	Feb. 29	at Allen	2-6
Nov. 24	Allen	2-3*	Jan. 10	Utah	3-0	Mar. 7	at Kansas City	4-1
Nov. 27	Tulsa	2-7	Jan. 11	Kansas City	4-0	Mar. 8	at Kansas City	3-2
Nov. 30	Kansas City	3-4*	Jan. 12	at Tulsa	0-1*	Mar. 11	at Fort Wayne	2-7
Dec. 1	Kansas City	2-6	Jan. 15	at Rapid City	2-8			

* - Overtime

- Shootout



Joel T. Lomurno
General Manager

A native of Moorestown, New Jersey, Lomurno graduated from La Salle University in Philadelphia in 1992. He started with the Thunder in 1993 as an intern and is entering his 28th season with the team. Following the internship, he has worked in almost every department within the organization. Lomurno moved into ticket sales in 1994 and eventually became the director of public relations and play-by-play announcer through 2004, when he was promoted to assistant general manager. During that time, he even dressed for two games as emergency goaltender. Lomurno became general manager of the Thunder in 2008, and was charged with running both the Thunder and the expansion Wichita Wingnuts of the American Association of Professional Baseball, until the Wingnuts were sold to a local ownership group in 2010. Lomurno was twice named Central Hockey League Public Relations Executive of the Year (2000 and 2006) and was a finalist for the CHL Executive of the Year Award in both 2013 and 2014. Joel and his wife, Miranda, have a five-year-old daughter, Cincy, and are expecting another child in March.

505 W. Maple, Suite 100, Wichita, KS 67213

Office (316) 264-4625	Email info@wichitathunder.com
Arena INTURST Bank Arena	Capacity 13,000
Rink Dimensions 200 x 85	Team Colors Black, Silver, White, Blue
Radio Station WichitaThunder.com	Broadcaster Jason Mals

Team Directory

Owners	Rodney Steven II, Brandon Steven and Johnny Steven
General Manager	Joel T. Lomurno
Vice President	Matt Brokaw
Director of Ticket Sales	Miles Diede
Director of Communications	Jason Mals
Director of Business Development	Miles Hodson
Director of Community Relations and Game Operations	Thomas Janz
Graphic Designer	Ashlynn Shinn
Social Media and Partnership Coordinator	Megan Edmunds
Account Specialist	Colby Gaugler
Director of Off-Ice Officials	Kenneth Huskey
Head Coach	Bruce Ramsay
Athletic Trainer	Josh Elmer
Equipment Manager	Frank Jury



WORCESTER RAILERS

NHL Affiliate: New York Islanders AHL Affiliate: Bridgeport Sound Tigers

Year-by-Year Record

Season	GP	Home					Away					Overall					GF	GA	PTS
		W	L	T	OT	SO	W	L	T	OT	SO	W	L	T	OT	SO			
2019-20	61	10	18	1	0-1	1-0	11	18	3	3-3	1-0	21	36	4	3-4	2-0	161	230	46
2018-19	72	17	12	7	1-6	2-1	15	17	4	4-1	1-3	32	29	11	5-7	3-4	196	226	75
2017-18	72	21	13	2	1-2	2-0	16	14	6	2-2	2-4	37	27	8	3-4	4-4	194	193	82

T - Includes Overtime and Shootout Losses

Year-by-Year Results

Season	Finished	Result
2020	6th, North	No Playoffs due to COVID-19
2019	7th, North	Out of Playoffs
2018	4th, North	Lost Division Semifinals

All-Time Record vs. Other Clubs

Team	W-L-T	Team	W-L-T	Team	W-L-T	Team	W-L-T
Adirondack	21-12-2	Greenville	3-2-0	Newfoundland	4-12-1	Tulsa	1-1-0
Allen	1-1-0	Idaho	0-0-0	Norfolk	1-0-0	Utah	2-0-1
Atlanta	0-0-1	Indy	0-1-0	Orlando	2-1-2	Wheeling	4-4-2
Brampton	10-10-2	Jacksonville	1-2-0	Rapid City	0-0-0	Wichita	0-0-0
Cincinnati	0-0-1	Kalamazoo	0-0-0	Reading	16-15-1		
Florida	1-0-0	Kansas City	0-0-0	South Carolina	0-3-0		
Fort Wayne	1-0-0	Maine	8-10-7	Toledo	0-2-0		

Web - RailersHC.com

Twitter - [@RailersHC](https://twitter.com/RailersHC)

Club Records

Players

Most Points, Season	61	Barry Almeida, 2017-18
Most Points, Game	4	six times, most recent: Nic Pierog vs. Reading, Jan. 12, 2020
Most Goals, Season	28	Tyler Barnes, 2018-19
Most Goals, Game	3	three times, most recent: Nic Pierog at Brampton, Jan. 4, 2020
Most Assists, Season	39	Barry Almeida, 2017-18
Most Assists, Game	4	Ryan Hitchcock at Brampton, Jan. 30, 2019
Most PIM, Season	188	Yanick Turcotte, 2017-18
Most PIM, Game	34	Yanick Turcotte at Colorado, Oct. 25, 2017

Goaltenders

Most Appearances	44	Mitch Gillam, 2018-19
Most Minutes	2,440	Mitch Gillam, 2018-19
Most Wins	23	Mitch Gillam, 2017-18
Most Losses	19	Evan Buitenhuis, 2019-20
Most OT/SO Losses	6	Eamon McAdam, 2017-18
Most Shots	1,332	Mitch Gillam, 2018-19
Most Saves	1,207	Mitch Gillam, 2018-19
Most Shutouts	5	Mitch Gillam, 2017-18
Lowest GAA	2.15	Mitch Gillam, 2017-18
Best Save Percentage	.928	Evan Buitenhuis, 2018-19

Team

Most Points	82	2017-18
Fewest Points	75	2018-19
Most Wins	37	2017-18
Fewest Wins	32	2018-19
Most Losses	29	2018-19
Fewest Losses	27	2017-18
Most Goals Scored	196	2018-19
Fewest Goals Against	193	2017-18
Most Penalty Minutes	1,034	2018-19

Longest Winning Streak

Overall	6	Mar. 28-Apr. 7, 2018
Home	7	Mar. 11-31, 2018
Road	3	Apr. 1-7, 2018

Longest Winless Streak

Overall	9	Jan. 26-Feb. 19, 2020
Home	6	Dec. 22, 2017-Jan. 21, 2018
Road	4	Mar. 23-31, 2019

Regular Season Game Attendance Record

12,135 vs. Manchester, Oct. 14, 2017

Postseason Game Attendance

4,216 vs. Adirondack, Apr. 15, 2018

Regular Season Attendance Record

158,132, 2017-18

Playoff Record vs. Current Teams

	<u>Series</u>	<u>W</u>	<u>L</u>	<u>GP</u>	<u>W</u>	<u>L</u>	<u>GF</u>	<u>GA</u>	<u>Last Mtg</u>	<u>Rnd</u>	<u>Result</u>
Adirondack	1	0	1	6	2	4	11	16	2018	DSF	L 2-4

All-Time Playoff Results

<u>Year</u>	<u>Round</u>	<u>Opponent</u>	<u>Result</u>	<u>GF</u>	<u>GA</u>	<u>OT</u>	<u>Year</u>	<u>Round</u>	<u>Opponent</u>	<u>Result</u>	<u>GF</u>	<u>GA</u>	<u>OT</u>
2018	DSF	Adirondack	L 2-4	11	16	0-0							

2019-20 Regular Season Statistics

PLAYER	Pos	GP	G	A	PTS	+/-	PIM	PP	PPA	SH	SHA	GW	FG	OT	UA	EN	SOG	SOA	Shots	Sh%
Barry Almeida	F	52	16	21	37	-34	22	5	6	2	0	0	5	0	2	1	0	1	142	11.3
Nic Pierog	F	48	22	13	35	-12	51	4	7	5	1	1	4	0	4	4	1	1	203	10.8
Dylan Sadowy	F	29	17	17	34	-11	62	6	4	0	1	2	1	1	1	0	0	0	102	16.7
Shane Walsh	F	44	14	16	30	-13	18	1	3	0	0	2	4	0	3	0	1	1	109	12.8
TOTALS		46	14	18	32	-14	18	1	4	0	0	2	4	0	3	0	1	1	110	12.7
Jordan Samuels-Thomas	F	33	11	18	29	-21	18	3	7	2	4	0	2	0	2	0	0	1	106	10.4
Drew Callin	F	54	14	11	25	-16	22	2	0	1	1	2	1	1	2	1	0	0	132	10.6
Tyler Poulsen	LW	10	4	1	5	-1	14	1	0	0	0	0	1	0	2	0	0	0	19	21.1
TOTALS		56	14	11	25	-13	37	2	4	0	0	0	3	0	2	0	0	1	131	10.7
Kyle Thomas	F	37	8	13	21	-2	79	0	3	1	0	2	2	0	0	0	0	2	71	11.3
Myles McGurty	D	9	1	1	2	1	2	0	0	0	0	0	0	0	0	0	0	0	10	10.0
TOTALS		58	2	19	21	-2	34	0	4	0	0	1	1	0	0	0	0	0	70	2.9
Ross Olsson	F	51	12	8	20	-15	120	2	0	0	0	3	1	0	0	0	0	0	107	11.2
Dante Salituro	F	33	8	12	20	-1	24	1	1	0	1	1	1	1	1	3	0	0	78	10.3
Cody Payne	F	40	7	9	16	-6	58	1	1	0	0	1	0	0	1	0	0	0	57	12.3
Bo Brauer	F	51	6	10	16	-6	19	1	0	0	0	0	0	0	0	0	0	0	80	7.5
Ben Thomson	F	23	5	10	15	-2	23	1	0	0	2	1	0	0	0	0	0	0	91	5.5
Ryan MacKinnon	D	47	3	12	15	-8	10	1	3	1	1	0	0	0	0	0	0	0	74	4.1
Matt Schmalz	F	19	6	6	12	-14	10	1	1	0	0	1	0	0	0	0	0	0	38	15.8
Jack Stander	D	41	2	8	10	0	22	0	1	0	0	1	0	1	0	0	0	0	59	3.4
TOTALS		47	3	9	12	-7	22	0	1	0	0	1	0	1	0	0	0	0	65	4.6
JD Dudek	F	27	2	10	12	-8	22	0	4	0	0	0	0	0	0	0	1	1	52	3.8
Connor Doherty	D	51	0	11	11	-11	60	0	0	0	1	0	0	0	0	0	0	0	56	0.0
Justin Murray	D	59	2	8	10	-14	84	0	0	0	1	0	0	0	0	0	0	0	85	2.4
Eddie Matsushima	F	11	0	4	4	-4	16	0	0	0	0	0	0	0	0	0	0	0	14	0.0
TOTALS		27	3	6	9	1	31	0	0	0	0	0	1	0	1	0	0	0	43	7.0
Yanick Turcotte	F	30	1	8	9	-5	153	0	0	0	0	0	1	0	0	0	0	0	31	3.2
Arnaud Durandau	F	15	5	3	8	-7	4	0	3	0	0	0	3	0	0	0	0	0	42	11.9
Mike Cornell	D	18	1	7	8	-8	33	0	2	0	1	1	0	0	0	0	0	0	42	2.4
Ivan Chukarov	D	38	1	7	8	-8	12	0	2	0	0	1	0	0	0	0	0	0	32	3.1
Kyle McKenzie	D	39	1	5	6	-3	14	0	0	0	0	0	0	0	0	0	0	0	20	5.0
Lincoln Griffin	F	5	2	0	2	2	0	0	0	0	0	0	0	0	0	0	0	0	7	28.6
TOTALS		13	3	2	5	-5	2	0	0	0	0	0	0	0	0	0	0	0	18	16.7
Tanner Pond	F	8	2	2	4	-3	5	1	0	0	0	0	1	0	0	0	0	0	19	10.5
Ryan Hitchcock	F	6	1	3	4	1	2	0	1	0	0	0	0	0	0	0	0	0	18	5.6
Jack Macnee	D	10	0	3	3	-1	9	0	0	0	0	0	0	0	0	0	0	0	7	0.0
TOTALS		26	0	3	3	-6	15	0	0	0	0	0	0	0	0	0	0	0	25	0.0
Evan Buitenhuis	G	39	0	3	3	0	0	0	1	0	1	0	0	0	0	0	0	0	0	0.0
Brent Beaudoin	F	1	1	1	2	2	0	0	0	0	0	1	0	0	0	0	0	0	4	25.0
Brennan Feasey	F	5	1	1	2	-5	0	0	0	0	0	0	0	0	0	0	0	0	15	6.7
Phil Johansson	D	11	0	2	2	-7	4	0	0	0	0	0	0	0	0	0	0	0	9	0.0
David Quenneville	D	14	0	2	2	-4	6	0	1	0	0	0	0	0	0	0	0	0	25	0.0
Nick DeVito	F	3	0	1	1	1	0	0	0	0	0	0	0	0	0	0	0	0	0	0.0
Billy Vizzo	F	3	0	1	1	-6	0	0	0	0	0	0	0	0	0	0	0	0	5	0.0
Jake Bolton	D	8	0	1	1	-3	4	0	0	0	0	0	0	0	0	0	0	0	15	0.0
Ian Milosz	G	11	0	1	1	0	0	0	1	0	0	0	0	0	0	0	0	0	0	0.0
Griff Jeszka	F	2	0	0	0	0	2	0	0	0	0	0	0	0	0	0	0	0	1	0.0
Zack Phillips	F	2	0	0	0	-3	0	0	0	0	0	0	0	0	0	0	0	0	0	0.0
Alec Marsh	F	3	0	0	0	0	0	0	0	0	0	0	0	0	0	0	0	0	1	0.0
Bryce Nielsen	LW	4	0	0	0	-3	0	0	0	0	0	0	0	0	0	0	0	0	2	0.0
Linus Soderstrom	G	4	0	0	0	0	0	0	0	0	0	0	0	0	0	0	0	0	0	0.0
Anthony Florentino	D	7	0	0	0	-8	4	0	0	0	0	0	0	0	0	0	0	0	12	0.0
Jakub Skarek	G	14	0	0	0	0	0	0	0	0	0	0	0	0	0	0	0	0	1	0.0
BENCH		61	2				32												2	
TEAM TOTALS		61	161	253	412	-255	978	25	48	12	12	19	27	3	17	9	3	7	1893	8.4
GOALIE		GP	MINS	W	L	OTL	SL	SO	EN	GA	GAASOGP	SOW	SA	SVS	SV%					
Evan Buitenhuis		39	2145	14	19	1	0	1	5	121	3.38	1	1	1149	1028	0.895				
Jakub Skarek		14	756	3	9	2	0	0	3	47	3.73	1	1	390	343	0.879				
Ian Milosz		11	548	3	5	1	0	0	2	35	3.84	0	0	310	275	0.887				
Linus Soderstrom		4	214	1	3	0	0	0	1	16	4.49	0	0	123	107	0.870				
TEAM TOTALS		68	3663	21	36	4	0	1	11	219	3.59	2	2	1972	1753	0.889				



David Cunniff
General Manager/Head Coach

David Cunniff took over as general manager/head coach of the Railers on Nov. 27, 2019 after beginning the 2019-20 season as an assistant coach with Hartford of the American Hockey League. Cunniff, 50, joined the Railers with 18 years of coaching experience in the American Hockey League from 2002-19. He was a member of the Iowa Wild's coaching staff for four seasons from 2015-19 where he served as an associate coach, as well as the team's interim head coach for part of the 2015-16 season. In addition, Cunniff spent 12 seasons as either the associate coach or assistant coach with the San Jose Sharks' AHL affiliate, which included eight seasons with the Worcester Sharks from 2006-14. He also spent one season with the Albany Devils in 2014-15. During his playing career, Cunniff played parts of three seasons in the ECHL with Jacksonville, Raleigh, Louisiana and Richmond, totaling 57 points (33g-24a) in 148 games. He added 25 points (5g-20a) in 120 career AHL games with Albany.

Coaching Record

<u>Season</u>	<u>Team</u>	<u>Regular Season</u>				<u>Playoffs</u>		
		<u>Games</u>	<u>W</u>	<u>L</u>	<u>T</u>	<u>Games</u>	<u>W</u>	<u>L</u>
2015-16	Iowa (AHL)	27	9	13	5	--	--	--
2019-20	Worcester Railers (ECHL)	46	17	26	3	--	--	--
	ECHL Totals	46	17	26	3	--	--	--

Coaching History

<u>Year</u>	<u>Coach</u>	<u>STD</u>	<u>W</u>	<u>L</u>	<u>T</u>	<u>PTS</u>	<u>Playoffs</u>
2019-20	David Cunniff	6-N	17	26	3	37	No Playoffs due to COVID-19
	Jamie Russell		4	10	1	9	
2018-19	Jamie Russell	7-N	32	29	11	75	Out of Playoffs
2017-18	Jamie Russell	4-N	37	27	8	82	Lost Division Semifinals

2020-21 Schedule

**Team has elected
a Voluntary
Suspension for
2020-21 due to
COVID-19**

2019-20 Results								
Oct. 12	Adirondack	5-1	Dec. 13	Maine	2-4	Jan. 25	Maine	2-1
Oct. 18	Maine	3-2#	Dec. 14	Maine	3-2	Jan. 26	Adirondack	0-6
Oct. 19	at Adirondack	2-3	Dec. 15	Reading	4-1	Jan. 31	Reading	1-5
Oct. 25	at Adirondack	4-1	Dec. 18	Allen	4-5	Feb. 1	Reading	2-6
Oct. 26	at Brampton	2-5	Dec. 20	at Brampton	0-2	Feb. 4	at Maine	1-4
Oct. 27	at Brampton	0-6	Dec. 21	at Brampton	7-3	Feb. 7	at Maine	1-2
Nov. 1	Newfoundland	2-5	Dec. 27	at Adirondack	5-4*	Feb. 8	Atlanta	4-5*
Nov. 2	Adirondack	0-2	Dec. 28	Maine	0-2	Feb. 9	Newfoundland	2-4
Nov. 8	at Adirondack	5-4#	Dec. 30	at Newfoundland	3-6	Feb. 16	at Reading	0-3
Nov. 10	at Adirondack	2-6	Dec. 31	at Newfoundland	3-4*	Feb. 19	at Jacksonville	1-5
Nov. 13	Reading	4-6	Jan. 3	at Reading	4-1	Feb. 21	at Greenville	4-2
Nov. 14	Brampton	2-5	Jan. 4	at Reading	5-2	Feb. 22	at Greenville	1-4
Nov. 17	at Brampton	3-8	Jan. 5	Jacksonville	6-3	Feb. 23	at South Carolina	5-6*
Nov. 24	Adirondack	1-4	Jan. 10	Adirondack	3-2	Feb. 28	Brampton	4-2
Nov. 26	at Maine	4-5*	Jan. 11	Newfoundland	3-5	Feb. 29	South Carolina	1-3
Nov. 27	Newfoundland	1-4	Jan. 12	Reading	5-3	Mar. 1	Reading	1-4
Nov. 29	Newfoundland	6-4	Jan. 14	at Maine	2-3	Mar. 7	Reading	2-5
Nov. 30	Indy	2-4	Jan. 18	at Adirondack	0-5	Mar. 8	at Maine	3-2*
Dec. 4	at Brampton	2-0	Jan. 19	at Reading	1-5	Mar. 10	at Adirondack	5-4
Dec. 6	at Newfoundland	5-7	Jan. 20	at Reading	3-2*			
Dec. 7	at Newfoundland	2-3	Jan. 24	at Maine	1-8			
		* - Overtime			# - Shootout			



Michael G. Myers
Chief Operating Officer

Michael G. Myers was named Chief Operating Officer of the Worcester Railers on April 7, 2020 after spending four years as the club’s president. Prior to joining the Railers, Myers spent nine seasons with the AHL’s Worcester Sharks as Senior Director of Business and Community Development. Myers made a significant impact in Central Massachusetts over that time overseeing an award-winning community relations department while also becoming a fixture in Worcester County’s business landscape. Prior to his work with the Sharks, Myers owned and operated Myers Mask Design in Worcester where he built a reputation as one of the country’s top mask designers for 11 years, having designed and painted masks for NHL greats such as former Conn Smythe winners Cam Ward and Bill Ranford, and NHL All-Stars Olaf Kolzig, Jonathan Quick and Dwayne Roloson. Myers painted a mask for Josh Harding of the Minnesota Wild that was voted “Mask of the Decade” by Sports Illustrated in 2010. Myers continues to actively serve on the boards of several non-profits throughout the area including: The Nativity School of Worcester, Devereux of Rutland and Rainbow Child Development Center of Worcester. A varsity hockey goalie and lacrosse player at Assumption College from 1989-93 he graduated with a Bachelor’s Degree with a double major in Psychology/Spanish and a minor in Art. Myers attended ECHL training camps with the Hampton Roads Admirals in 1993 and the South Carolina Stingrays in 1994. The Assumption graduate returned to his alma mater, serving as the Greyhounds’ hockey assistant coach from 1999-2005. As a USA Hockey Level 3 Coach, Mike has spent the last 11 years coaching over 17 youth hockey teams in the Junior Sharks and Junior Railers Organization. He is currently the head coach of the 2005 AAA Elite and Assistant Coach of the 2002 AAA Elite and Mite II teams. Myers resides in Worcester with his wife Ann and three sons: Matthew (18), Damon (15) and John (10).

105 Commercial Street, Worcester, MA 01608

Office	(508) 365-1750	Email	camm@railershc.com
Arena	DCU Center	Capacity	5,600
Rink Dimensions	200 x 85	Team Colors ..	Blue, Silver, White
Radio Station	98.9 FM NASH ICON	Broadcaster	Cam McGuire

Team Directory

Owners	Cliff and Susan Rucker
President	Stephanie Ramey
Chief Operating Officer	Michael G. Myers
General Manager/Head Coach	David Cunniff
Director of Retail & Merchandise Operations	Dave Gwozdz
Director of Special Events	Nikki Koppel
Director of Corporate Partnerships	Leah Motsis
Manager of Group Sales and HC Memberships	Connor Haynes
Community Relations Manager	Paul Harris
Corporate Fulfillment & Game Operations Manager	Jacqueline Avola
Manager of Corporate Partnerships	Vinny Ciavarera
Public Relations and Social Media Coordinator	Cam McGuire
Sr. Account Executive, Tickets & Memberships	Matt DaSilva

SECTION 4

ECHL HISTORY AND YEAR IN REVIEW



Photo courtesy Allen Americans

Allen Americans' forward **Tyler Sheehy** received the John A. Daley Memorial Trophy as the 2019-20 ECHL Rookie of the Year. Sheehy, who was also named to the ECHL All-Rookie Team and All-ECHL First Team, led ECHL rookies, and was third overall in the league with 70 points in 47 games. He was tied for the overall league lead with 44 assists and was tied for second among rookies with 26 goals.

ECHL History

1988-89 - East Coast Hockey League formed with the Carolina Thunderbirds, Erie Panthers, Johnstown Chiefs, Knoxville Cherokees and Virginia Lancers.

Johnstown Chiefs and Virginia Lancers, both owned by Henry



Brabham, and the Carolina Thunderbirds, owned by Bill Coffey, came from the All-American Hockey League which had four teams disband before playoffs in spring of 1988.

Bill Coffey sold Carolina Thunderbirds to John Baker.

Henry Brabham secured team in Erie and Brabham with Bill Coffey established team in Knoxville.

Patrick J. Kelly is named first Commissioner of East Coast Hockey League. Kelly is also manager of the Lancerlot Sports Complex in Vinton, Va., home of the Virginia Lancers.

Commissioner Patrick J. Kelly suspends three Carolina Thunderbirds players prior to Game 7 of the Riley Cup Finals.

Teams played 60-game schedule.

Henry Brabham Cup presented to regular season champion.

Jack Riley Cup presented to postseason champion.

1989-90 - Greensboro Monarchs, Hampton Roads Admirals and Nashville Knights added, making the ECHL an eight-team league.

Carolina Thunderbirds renamed Winston-Salem Thunderbirds.

Teams played 60-game schedule.

Scott Gordon becomes first player to play in the National Hockey League after playing in the ECHL taking the ice for the Quebec Nordiques on Jan. 30, 1990.

1990-91 - Cincinnati Cyclones, Louisville IceHawks and Richmond Renegades added, making the ECHL an 11-team league.

Virginia Lancers renamed Roanoke Valley Rebels.

League surpasses one million in attendance for first time.

Teams played 64-game schedule.

1991-92 - Columbus (Ohio) Chill, Dayton Bombers, Raleigh IceCaps and Toledo Storm added, making the ECHL a 15-team league.

Teams played a 64-game schedule.

1992-93 - Cincinnati Cyclones transferred to Birmingham and renamed Birmingham Bulls. Winston-Salem Thunderbirds transferred to Wheeling and renamed Wheeling Thunderbirds. Roanoke Valley Rebels changed named to Roanoke Valley Rampage.

Teams played a 64-game schedule.

Birmingham and Hampton Roads play the longest shootout game in ECHL history on Oct. 16, 1992. Birmingham's 21st shooter scores to give Bulls 7-6 win.

First All-Star Game is played on Feb. 2, 1993 in Wheeling, W.Va.

Columbus (Ohio) Chill sells out all 32 home games and will sell out all 32 home games in 1993-94 en route to ECHL record streak of 83 consecutive sellouts.

1993-94 - Charlotte Checkers, Huntington Blizzard, Roanoke Express and South Carolina Stingrays added, making the ECHL a 19-team league. Roanoke Valley transferred to Huntsville and named Huntsville Blast.

Teams played a 68-game schedule.

1994-95 - Huntsville transferred to Tallahassee and renamed Tallahassee Tiger Sharks. Louisville is granted a voluntary suspension for 1994-95, making ECHL an 18-team league.

Teams played a 68-game schedule.

Goaltenders Manon Rheaume and Erin Whitten, the first two women in professional hockey, record their first wins.

Former Cincinnati defenseman Kevin Dean became first ECHL player to have name engraved on Stanley Cup as member of New Jersey Devils.

1995-96 - Louisville IceHawks transferred to Jacksonville and renamed Jacksonville Lizard Kings. Greensboro Monarchs return ECHL membership and join American Hockey League. Louisiana IceGators, Louisville RiverFrogs and Mobile Mysticks added, making ECHL a 21-team league.

Teams played 70-game schedule.

Pat Pylypuik named general manager in Toledo, becoming the youngest GM in professional hockey history at 25 years old.

League web site launched.

League office relocated from Charlotte, N.C. to Princeton, N.J.



League launches ECHL Properties, the licensing and marketing arm of the ECHL.

League unveils new logo designed by NHL Enterprises, Inc. and announces national licensing program with NHL.

League executes its first Collective Bargaining Agreement with Professional Hockey Players' Association.

Richard W. Adams named President/CEO on June 1, 1996.

1996-97 - Erie transferred to Baton Rouge and renamed Baton Rouge Kingfish. Nashville transferred to Pensacola and renamed Pensacola Ice Pilots. Mississippi Sea Wolves and Peoria Rivermen added, making ECHL a 23-team league. Wheeling Thunderbirds change name to Wheeling Nailers.

Teams played 70-game schedule.

Louisiana IceGators become first team in league history to draw more than 400,000 fans with 400,185.

ECHL surpasses four million mark in attendance for first time with 4,244,656.

South Carolina Stingrays become first team in league history to win regular season championship and postseason championship in same season.

Patrick J. Kelly Cup replaces Jack Riley Cup as trophy awarded to postseason champion.

Patrick J. Kelly named Commissioner Emeritus.

1997-98 - Knoxville transferred to Florence and renamed Pee Dee Pride. Chesapeake Icebreakers and New Orleans Brass added, making ECHL a 25-team league.

Teams played a 70-game schedule.

Rookie of the Year will receive the John A. Daley Memorial Trophy.

NHL awards former Richmond goaltender Jamie McLennan the Bill Masterton Memorial Trophy.

1998-99 - Raleigh transferred to Augusta and renamed Augusta Lynx. Louisville transferred to Miami and renamed Miami Matadors. Florida Everblades and Greenville Grrrowl added, making ECHL a 27-team league.

All-Star Game played in Biloxi, Mississippi and televised nationally on ESPN2.

Teams played a 70-game schedule.

1999-2000 - Chesapeake transferred to Jackson and renamed Jackson Bandits. Columbus and Miami granted voluntary suspension. Arkansas RiverBlades, Greensboro Generals and Trenton Titans added, making ECHL a 28-team league.

Teams played 70-game schedule.

Former Raleigh left wing Krzysztof Oliwa becomes second former ECHL player to have name engraved on Stanley Cup as member of New Jersey Devils.

NHL awards former Hampton Roads goaltender Olaf Kolzig the Vezina Trophy.

2000-01 - Hampton Roads, Huntington and Jacksonville granted voluntary suspension, making ECHL a 25-team league.

Teams played a 72-game schedule.

Former Chesapeake and Wheeling goaltender David Aebischer and Richmond defenseman Nolan Pratt become third and fourth former ECHL players to have name engraved on Stanley Cup as members of Colorado Avalanche. First time multiple ECHL players have been on Stanley Cup champion.

2001-02 - Birmingham transferred to Atlantic City and renamed Atlantic City Boardwalk Bullies. Miami transferred to Cincinnati and renamed Cincinnati Cyclones. Hampton Roads transferred to Columbus, Georgia and renamed Columbus Cottonmouths. Tallahassee relocated to Macon and renamed Macon Whoopee. Columbus, Ohio transferred to Reading and renamed Reading Royals. Columbia Inferno added, making ECHL a 29-team league.

Teams played a 72-game schedule.

Former Richmond goaltender Manny Legace becomes fifth former ECHL player to have name engraved on Stanley Cup as member of Detroit Red Wings.

2002-03 - Macon transferred to Lexington and renamed Lexington Men O' War. Mobile and New Orleans granted voluntary suspension, making ECHL a 27-team league.

Teams played a 72-game schedule.

Brian McKenna named President/CEO.

Former Johnstown center Brett McLean becomes 200th player to play in the National Hockey League after playing in the ECHL when he made his debut with the Chicago Blackhawks on Dec. 10.



League name changed from East Coast Hockey League to ECHL on May 19.

Former Cincinnati goaltender Corey Schwab becomes sixth former ECHL player to have name engraved on Stanley Cup as member of New Jersey Devils.

2003-04 - Huntington transferred to Beaumont and renamed Texas Wildcatters and Mobile transferred to Duluth and renamed Gwinnett Gladiators. Arkansas and Jacksonville returned their ECHL memberships.

ECHL expands into western United States with the addition of expansion members Alaska Aces, Bakersfield Condors, Fresno Falcons, Idaho Steelheads, Las Vegas Wranglers, Long Beach Ice Dogs and San Diego Gulls, making ECHL a 31-team league that has a national presence.

Teams played a 72-game schedule.

ECHL is first professional league in North America to mandate protective visors.

Eastern Conference champion will receive E.A. "Bud" Gingher Memorial Trophy.

Western Conference champion will receive Bruce Taylor Trophy.

ECHL Coach of the Year will receive the John Brophy Award.

Las Vegas Wranglers host Bakersfield Condors in first-ever "Midnight Madness" game in professional hockey history.

League announces that, beginning in 2004-05, The Hockey Company will be the primary equipment supplier for players and officials.

Former Atlantic City goaltender Matt Yeats becomes 250th player to play in the National Hockey League after playing in the ECHL when he made his debut with the Washington Capitals on Mar. 23.

Former Trenton left wing Ruslan Fedotenko, former Richmond defenseman Nolan Pratt and former Charlotte left wing Andre Roy bring the number of former ECHL players who have their name engraved on the Stanley Cup to nine as members of Tampa Bay Lightning. Pratt becomes first former ECHL player to have his name engraved twice. Former Johnstown radio announcer Dave Mishkin and former Johnstown equipment manager Dana Heinze also get names engraved.

2004-05 - Baton Rouge transferred to Victoria and renamed Victoria Salmon Kings becoming the first ECHL team based in Canada. Cincinnati and Columbus granted

voluntary suspension and memberships in Greensboro and Roanoke are terminated while Richmond voluntarily returns its membership, making ECHL a 28-team league.

Teams played a 72-game schedule.

American Conference champion will receive E.A. "Bud" Gingher Memorial Trophy.

National Conference champion will receive Bruce Taylor Trophy.

League announces referees and linesmen will wear numbers.

League welcomed 50 millionth fan on Mar. 11 when Carol Stewart of Biloxi, Miss. attended her first hockey game ever at the Mississippi Coast Coliseum.

Scott Gomez played for the Alaska Aces in his hometown of Anchorage during the NHL lockout and won league scoring title and was named Most Valuable Player.



2005-06 - Atlantic City transferred to Stockton and renamed Stockton Thunder, Bloomington transferred to Phoenix and renamed Phoenix RoadRunners and Lexington transferred to West Valley City and renamed Utah Grizzlies. Pee Dee granted voluntary suspension, Louisiana membership is terminated and Peoria joins American Hockey League. Mississippi forced to cancel season because of Hurricane Katrina and Texas forced to cancel season because of Hurricane Rita, making ECHL a 25-team league.

Teams played a 72-game schedule.

All-Star Game played in Fresno, Calif. and broadcast nationally on OLN.

Former Charlotte defenseman David Liffiton becomes 300th player to play in the National Hockey League after playing in the ECHL when he made his debut with the New York Rangers on Apr. 11.

Alaska Aces become second team in league history to win regular season championship and postseason championship in same season.

Former Wheeling coach Peter Laviolette becomes first ECHL coach to have his name engraved on Stanley Cup as head coach of Carolina Hurricanes while Chad LaRose and Andrew Hutchinson bring total number of former ECHL players on historic trophy to 11. Former Johnstown athletic trainer Chris Stewart also has name engraved.

2006-07 - Greenville membership terminated and San Diego voluntarily returns member-

ship. Cincinnati and Texas return from voluntary suspension, making ECHL a 25-team league.

Teams played a 72-game schedule.

All-Star Game played in Boise, Idaho and televised in over 31 million homes including being shown live for sixth year in a row on The NHL Network and NHL Center Ice.

For the seventh consecutive year the ECHL is represented on the Stanley Cup Champion with Anaheim assistant coach Dave Farrish, players Francois Beauchemin and George Parros and broadcasters John Ahlers and Steve Carroll. It is the second year in a row that a former ECHL coach is part of the NHL champion and the third consecutive year that there is more than one former ECHL player on the winning team. Farrish becomes the second former ECHL coach to have his name engraved on the historic trophy while Beauchemin and Parros are the 12th and 13th former ECHL players to have their name on the Stanley Cup.

2007-08 - Elmira granted expansion membership and Toledo granted voluntary suspension while new arena is built. Long Beach membership is terminated. Mississippi returns after missing two seasons in aftermath of Hurricanes Katrina and Rita, making ECHL a 25-team league.

Teams played a 72-game schedule.

ECHL celebrated 20th Anniversary and is the third-longest tenured professional hockey league behind only the National Hockey League and the American Hockey League.

ECHL All-Star Game played in Stockton, Calif. and televised live nationally on NHL Network for seventh season in a row.

ECHL represented on Stanley Cup champion for eighth year in a row by Aaron Downey, who becomes the 14th former ECHL player to be a member of the Stanley Cup winner.

Former Mississippi coach Bruce Boudreau is named the NHL Coach of the Year.

Twenty-six former ECHL players made their NHL debut, including six who played in both the ECHL and the NHL, raising the total number of players who have played in the NHL after the ECHL to 355, including 210 in the last seven seasons.

ECHL averaged over 4,000 for the fourth year in a row and the 16th time in the last 18 years while welcoming more than 3.75 million fans for the fifth straight season and the

11th time in the last 12 years.

Cincinnati won the Kelly Cup in front of an ECHL postseason record crowd of 12,722 at the 12,056-seat U.S. Bank Arena.

ECHL teams donated almost \$4 million to charitable organizations, including almost \$2 million in monetary contributions.

2008-09 - Texas transferred to Ontario and renamed Ontario Reign and Columbia granted a voluntary suspension. Pensacola membership is terminated.

Teams played a 72-game schedule.

ECHL All-Star Game played in Reading, Pa. and televised live nationally for eighth season in a row.

ECHL represented on Stanley Cup champion for ninth year in a row by Pittsburgh Penguins head coach Dan Bylsma, player Ruslan Fedotenko, equipment managers Dana Heinze and Dave Zeigler, athletic trainers Chris Stewart and Scott Adams and scout Derek Clancey.

Former ECHL goaltender Tim Thomas received the Vezina Trophy as the top goaltender in the National Hockey League and was also presented the William Jennings Trophy with teammate Manny Fernandez as the goaltenders finishing the season having surrendered the fewest goals.

Record 52 former ECHL players played their first NHL game, including eight who played in both the ECHL and the NHL, raising the total number of players who have played in the NHL after the ECHL to 407 including 151 in the last four seasons.

For the second year in a row the ECHL was the only minor professional hockey league to increase its attendance averaging 4,258 per game which is the highest average since 2005-06 and the second-highest average in the last eight seasons. ECHL averaged over 4,000 fans for fifth consecutive season and the 17th time in the last 19 years and drew more than 3 million fans for the 16th year in a row and reached the 3 million mark in the fewest number of games since 2005-06.

South Carolina won record third Kelly Cup championship beating the Alaska Aces 4-2 in Game 7 in front of a standing-room-only crowd of 6,610 at Sullivan Arena in Anchorage, Alaska. Stingrays won the coveted trophy the first time it was presented in 1997 and again in 2001 when they became the first two-time winner. South Carolina coach Jared Bednar is first player or coach to have his name engraved on the trophy three times as he was a player in 1997 and 2001.



Games 5 and 7 of the Finals were televised live on B2 Television and available in 33 million households in over 125 markets.

ECHL teams donated more than \$3.4 million to charitable organizations including over \$1.7 in monetary contributions. Teams have contributed over \$12.5 million to charity in the last four seasons.

2009-10 - Toledo returned after a two-year voluntary suspension while the Lucas County Downtown Arena was built and Kalamazoo was granted an expansion membership. Dayton, Mississippi, Myrtle Beach and Phoenix relinquish their memberships.

Teams played a 72-game schedule.

All-Star Game played in Ontario, Calif. and televised live nationally for the ninth season in a row.

ECHL represented on Stanley Cup champion for 10th year in a row by Chicago Blackhawks assistant coaches Mike Haviland and John Torchetti, developmental goaltending coach Wade Flaherty, senior director of hockey administration Al MacIsaac, general manager of minor league affiliations Mark Bernard and scout Ryan Stewart.

Thirty-six former ECHL players played their first NHL game, including five who played in both the ECHL and the NHL, raising the total number of players who have played in the NHL after the ECHL to 444 including 188 in the last five seasons.

For the third year in a row, the ECHL increased its attendance averaging 4,485 per game which is the highest average since the 1999-2000 season and the second-highest average in the last 11 years. The ECHL averaged over 4,000 fans for the sixth consecutive season and the 18th time in the last 20 years and drew more than 3 million fans for the 17th year in a row.

Cincinnati won its second Kelly Cup championship in three years, beating the Idaho Steelheads 2-1 in Game 5 in front of a standing-room only 13,438 fans at U.S. Bank Arena in Cincinnati, Ohio. The Cyclones made history during the American Conference Finals, becoming the first team in ECHL history to come back from a 3-0 series deficit to take the American Conference title from the Reading Royals.

ECHL teams donated more than \$3.6 million to charitable organizations including over \$1 million in monetary contributions. Teams have contributed over \$16.1 million to charity in the last five seasons.

2010-11 - Johnstown relocated to Greenville and renamed the Greenville Road Warriors while Charlotte joins American Hockey League.

Teams played a 72-game schedule.

All-Star Game played in Bakersfield, Calif. and televised nationally for the 10th season in a row.

Former Hampton Roads left wing Andrew Brunette becomes the first ECHL alum to play in 1,000 NHL games when he reached the milestone with the Minnesota Wild on Feb. 1

Alaska Aces right wing Wes Goldie becomes just seventh player in ECHL history to reach 300-goal plateau and the fifth player to play in at least 600 games.

ECHL represented on the Stanley Cup champion for 11th year in a row by Boston Bruins assistant coach Geoff Ward, players Rich Peverley, Michael Ryder and Tim Thomas, scout Tom McVie and radio broadcaster Dave Goucher. Thomas becomes first ECHL alum to win Conn Smythe Award as Most Valuable Player of the Stanley Cup Playoffs.

Thomas also was awarded the Vezina Trophy as the NHL's top goaltender marking the second time he has won the award in the last three seasons.

Former ECHL player and Pittsburgh Penguins head coach Dan Bylsma wins Jack Adams Award as NHL Coach of the Year.

Twenty-three former ECHL players played their first NHL game, including three who played in both the ECHL and NHL, bringing the total number of players who have played in the NHL after the ECHL to 467, including 211 in the last six seasons.

The ECHL averages 4,339 fans per game, marking the seventh consecutive season and the 19th time in the last 21 years that the ECHL has averaged more than 4,000 per game.

Alaska won its second Kelly Cup championship beating the Kalamazoo Wings 4 games to 1. The Aces become the fourth team in ECHL history to win the Brabham Cup and Kelly Cup in the same season.

ECHL teams donated more than \$3.6 million to charitable organizations including over \$1.3 million in monetary contributions. Teams have contributed over \$20 million in the last six seasons.

2011-12 - Chicago and Colorado granted expansion memberships while Victoria withdraws from the league making ECHL a 20-team league.

Teams played a 72-game schedule.

Alaska Aces right-wing Wes Goldie became the league's all-time leader in goals when he scored his 369th ECHL goal on March 24 at Ontario.

ECHL represented on the Stanley Cup champion for 12th year in a row by Los Angeles Kings assistant coach Jamie Kompon, players Dwight King, Jordan Nolan and Jonathan Quick, manager of communications/broadcasting Jeremy Zager and scouts Steve Greeley, Mark Mullen and Mark Yannetti. Quick becomes second consecutive ECHL alum to win Conn Smythe Trophy as Most Valuable Player of the Stanley Cup Playoffs.

Twenty-three former ECHL players played their first NHL game, including six who played in both the ECHL and NHL, bringing the total number of players who have played in the NHL after the ECHL to 490, including 234 in the last seven seasons.

The ECHL averages 4,281 fans per game, marking the eighth consecutive season and the 20th time in the last 22 years that the ECHL has averaged more than 4,000 per game.

Florida won its first Kelly Cup championship beating Las Vegas 4 games to 1.

ECHL teams donated more than \$2.6 million to charitable organizations bringing the total contribution over the last seven seasons to more than \$23 million.

2012-13 - Evansville, Fort Wayne, Orlando and San Francisco granted expansion memberships while Chicago withdraws from the league, making the ECHL a 23-team league.

ECHL celebrated its 25th Anniversary making it the third-longest tenured professional hockey league behind only the National Hockey League and the American Hockey League.



Teams played a 72-game schedule.

All-Star Game played in Loveland, Colo., and televised nationally for the 11th consecutive time.

ECHL represented on the Stanley Cup champion for the 13th year in a row with Chicago Blackhawks assistant coach Jamie Kompon, players Sheldon Brookbank and Daniel Carcillo, vice president/assistant to the president Al MacIsaac, director of pro scouting Ryan Stewart and general manager of minor league affiliations Mark Bernard.

Twenty-two former ECHL players played their first NHL game, bringing the total num-

ber of players to have played in the NHL after the ECHL to 512, including 256 in the last eight seasons.

The ECHL averages 4,695 fans per game, the highest single-season average since 1999-2000, and the ninth consecutive season and the 21st time in the last 23 years that the ECHL has averaged over 4,000 fans.

Reading wins its first Kelly Cup championship, defeating Stockton 4 games to 1 in the Kelly Cup Finals.

ECHL teams donated more than \$3.3 million to charitable organizations bringing the total contribution over the last eight years to more than \$27 million.

2013-14 - Trenton ceases operations making the ECHL a 22-team league.

Teams played a 72-game schedule.

ECHL represented on the Stanley Cup champion for the 14th year in a row with Los Angeles Kings assistant coach Davis Payne, players Kyle Clifford, Trevor Lewis, Martin Jones, Dwight King, Jordan Nolan and Jonathan Quick; manager of communications and broadcasting Jeremy Zager; and scouts Mark Mullen and Mark Yannetti.

Twenty-nine former ECHL players played their first NHL game, bringing the total number of players to have played in the NHL after the ECHL to 541, including 285 in the last nine seasons.

The ECHL averages 4,706 fans per game, the highest single-season average since 1999-2000, and the 10th consecutive season and the 22nd time in the last 24 years that the ECHL has averaged over 4,000 fans.

Alaska ties the ECHL record by winning its third Kelly Cup title in team history, defeating Cincinnati 4 games to 2 in the Kelly Cup Finals.

ECHL teams donated more than \$3.9 million to charitable organizations bringing the total contribution over the last nine years to more than \$31 million.

2014-15 - ECHL accepts expansion members in Allen, Brampton, Indy, Missouri, Quad City, Rapid City, Tulsa and Wichita while Las Vegas is granted a voluntary suspension making the ECHL a 28-team league.

Teams played a 72-game schedule.

The Toledo Walleye host the first outdoor games in ECHL history, hosting Kalamazoo on Dec. 27 and Fort Wayne on Jan. 4 at Fifth Third Field in downtown Toledo.

All-Star Game played in Orlando, Fla. on Jan. 21, 2015 and televised nationally for the 12th consecutive time.

ECHL represented on the Stanley Cup champion for the 15th year in a row with Chicago Blackhawks vice president of hockey operations Al MacIsaac, general manager of minor league affiliations Mark Bernard, director of pro scouting Ryan Stewart, pro scout Derek Booth and players Scott Darling and Andrew Desjardins.

Twenty-eight former ECHL players played their first NHL game, bringing the total number of players to have played in the NHL after the ECHL to 569, including 313 in the last 10 seasons.

The ECHL averages 4,598 fans per game, the 11th consecutive season and the 23rd time in the last 25 years that the ECHL has averaged over 4,000 fans.

The Allen Americans won their first Kelly Cup title, defeating the South Carolina Stingrays 4 games to 3 in the Kelly Cup Finals.

ECHL teams donated more than \$5.6 million to charitable organizations bringing the total contribution over the last 10 years to more than \$37 million.

2015-16 - Bakersfield relocates to Norfolk, Va. as the Norfolk Admirals, Ontario relocates to Manchester, N.H. as the Manchester Monarchs and Stockton relocates to Glens Falls, N.Y. as the Adirondack Thunder while Las Vegas relinquishes its membership.

Teams played a 72-game schedule.

ECHL represented on the Stanley Cup champion for the 16th year in a row with Pittsburgh Penguins' player Tom Kuhnhackl, goalie development coach Mike Buckley, Vice President of Hockey Operations Jason Karmanos, Director of Pro Scouting Derek Clancey, Amateur Scout Warren Young, Head Athletic Trainer Chris Stewart and Head Equipment Manager Dana Heinze.

Thirty former ECHL players played their first NHL game, bringing the total number of players to have played in the NHL to 599, including 343 in the last 11 seasons.

The ECHL averages 4,385 fans per game, the 12th consecutive season and the 24th time in the last 26 years that the ECHL has averaged over 4,000 fans.

The Allen Americans became the first team to repeat as ECHL champions since the Toledo Storm in 1993 and 1994, defeating the Wheeling Nailers 4 games to 2 in the Kelly Cup Finals.

ECHL teams donated more than \$4 million to charitable organizations bringing the total contribution over the last 11 years to more than \$41 million.

2016-17 - Evansville is granted a Transfer of Home Territory to Owensboro, Ky. and is granted a Voluntary Suspension for needed arena renovations making the ECHL a 27-team league.

Teams played a 72-game schedule.

The Adirondack Thunder hosted the 2017 ECHL All-Star Classic on Wednesday, Jan. 18 at the Glens Falls Civic Center. The game was televised nationally live on NHL Network.

ECHL represented on the Stanley Cup champion for the 17th year in a row with Pittsburgh Penguins' players Josh Archibald, Tom Kuhnhackl, Carter Rowney and Mark Streit, Goalie Development Coach Mike Buckley, Vice President of Hockey Operations Jason Karmanos, Director of Pro Scouting Derek Clancey, Amateur Scouts Ryan Bowness and Warren Young, Head Athletic Trainer Chris Stewart and Head Equipment Manager Dana Heinze.

Twenty-four former ECHL players played their first NHL game, bringing the total number of players to have played in the NHL after the ECHL to 623, including 367 in the last 12 seasons.

The ECHL averages 4,251 fans per game, the 13th consecutive season and the 25th time in the last 27 years that the ECHL has averaged over 4,000 fans.

The Colorado Eagles claimed their first-ever Kelly Cup championship with a 4 games to 0 victory over the South Carolina Stingrays in the 2017 Kelly Cup Finals.

ECHL teams donated more than \$3.8 million to charitable organizations bringing the total contribution over the last 12 years to more than \$45 million.

2017-18 - Worcester is granted an expansion Membership, while Owensboro is granted a Transfer of Home Territory to Jacksonville. Elmira withdraws its Membership and Alaska is granted a Voluntary Suspension, making the ECHL a 27-team league for its 30th Anniversary Season.



Teams played a 72-game schedule.

The ECHL welcomed Kyle McGhan as its 100 millionth fan on Nov. 10 at Wings Event Center in Kalamazoo.

The Indy Fuel hosted the 2018 ECHL All-Star Classic on Monday, Jan. 15 at the Indiana Farmers Coliseum. The game was televised nationally live on NHL Network.

Commissioner Brian McKenna announces that he will step down following the season after leading the ECHL for 16 seasons.

ECHL represented on the Stanley Cup champion for the 18th year in a row with Washington Capitals' players Jay Beagle, Philipp Grubauer and Braden Holtby, Associate Coach Todd Reirden, Professional Development Coach Olaf Kolzig, Pro Scout/Minor League Operations Jason Fitzsimmons, Manager of Hockey Analytics H.T. Lenz, Head Athletic Trainer Jason Serbus and Equipment Assistant Dave Marin. Beagle, who won the Kelly Cup title with Idaho in 2007, became first person to ever win a Kelly Cup, Calder Cup and Stanley Cup championship during his career.

Eighteen former ECHL players played their first NHL game, bringing the total number of players to have played in the NHL after the ECHL to 641, including 385 in the last 13 seasons.

The ECHL averages 4,424 fans per game, the 14th consecutive season and the 26th times in the last 28 years that the ECHL has averaged over 4,000 fans per game.

The Colorado Eagles became the fourth team in ECHL history to win back-to-back championships, defeating the Florida Everblades 4 games to 3 in the 2018 Kelly Cup Finals.

ECHL teams donated more than \$3.6 million to charitable organizations bringing the total contribution over the last 13 years to more than \$49 million.

2018-19 - Alaska is granted a Transfer of Home Territory to Portland, Maine; St. John's, Newfoundland is granted an expansion Membership; Colorado withdraws from the league to join the American Hockey League; and Quad City withdraws its Membership, making the ECHL a 27-team league.

Ryan Crelin, who initially joined the ECHL League staff in 2005, is named as the League's fourth commissioner.

Teams played a 72-game schedule.

The Toledo Walleye hosted the 2019 ECHL All-Star Classic at the Huntington Center on Monday, Jan. 21, 2019.

ECHL represented on the Stanley Cup champion for the 19th year in a row with St. Louis Blues goaltender Jordan Binnington; Executive Vice President, Chief Revenue Officer Steve Chapman; Vice President, Broadcast and Content Development Chris Kerber; Assistant GM

and Director of Amateur Scouting Bill Armstrong; Pro Scout Dave Farrish; Assistant Athletic Trainer Dustin Flynn and Equipment Assistant Andrew Dvorak.

Twenty former ECHL players played their first NHL game, bringing the total number of players to have played in the NHL after the ECHL to 662, including 406 in the last 14 seasons.

The ECHL averages 4,445 fans per game, the 15th consecutive season and the 27th time in the last 29 years that the ECHL has averaged over 4,000 fans per game.

The Newfoundland Growlers win the Kelly Cup title, defeating the Toledo Walleye 4 games to 2 in the Kelly Cup Finals. Newfoundland becomes the first team since Greensboro in 1990 to win the ECHL title in its first season of existence.

ECHL teams donated more than \$3.6 million to charitable organizations bringing the total contribution over the last 14 years to more than \$53 million.

2019-20 - Manchester Membership is Terminated, making the ECHL a 26-team league.

The ECHL Board of Governors approves the use of video replay review in all 26 arenas for goal review.

The Wichita Thunder hosted the 2020 ECHL All-Star Classic at INTRUST Bank Arena on Wednesday, Jan. 22, 2020.

The ECHL suspended play of the 2019-20 Season on March 12, and cancelled the remainder of the regular season and Kelly Cup Playoffs on March 14, due to the COVID-19 pandemic.

Fourteen former ECHL players played their first NHL game, bringing the total number of players to have played in the NHL after the ECHL to 676, including 420 in the last 15 seasons.

2020-21 - Due to the COVID-19 pandemic, the ECHL utilizes a split-season format, with 13 teams beginning a 72-game schedule on Dec. 11 and six teams beginning a 62-game schedule on Jan. 15. Atlanta, Norfolk and all six North Division teams elect a Voluntary Suspension under the League's COVID-19 policy.

2019-20 YEAR IN REVIEW**EASTERN CONFERENCE**

North Division	GP	W	L	T	PTS	PCT	GF	GA
Newfoundland Growlers	60	41	17	1	85	0.708	240	177
Reading Royals	60	37	17	6	80	0.667	218	176
Brampton Beast	62	34	25	3	71	0.573	229	206
Maine Mariners	62	32	26	4	68	0.548	182	186
Adirondack Thunder	63	22	28	13	57	0.452	192	219
Worcester Railers	61	21	36	4	46	0.377	161	230
South Division	GP	W	L	T	PTS	PCT	GF	GA
South Carolina Stingrays	62	44	14	4	92	0.742	216	147
Florida Everblades	62	43	13	6	92	0.742	227	156
Greenville Swamp Rabbits	62	29	30	5	63	0.492	210	226
Atlanta Gladiators	61	29	28	4	62	0.508	200	230
Orlando Solar Bears	62	27	29	6	60	0.484	170	180
Jacksonville Icemen	60	24	29	7	55	0.458	173	206
Norfolk Admirals	60	14	38	8	36	0.300	149	248

WESTERN CONFERENCE

Central Division	GP	W	L	T	PTS	PCT	GF	GA
Cincinnati Cyclones	63	38	17	8	84	0.667	196	161
Toledo Walleye	59	37	17	5	79	0.669	225	163
Fort Wayne Komets	62	31	23	8	70	0.565	218	220
Indy Fuel	60	30	26	4	64	0.533	195	175
Kalamazoo Wings	61	23	30	8	54	0.443	194	241
Wheeling Nailers	59	24	30	5	53	0.449	163	206
Mountain Division	GP	W	L	T	PTS	PCT	GF	GA
Allen Americans	62	40	14	8	88	0.710	247	195
Idaho Steelheads	61	36	18	7	79	0.648	168	155
Utah Grizzlies	62	34	17	11	79	0.637	207	164
Tulsa Oilers	63	29	26	8	66	0.524	199	196
Rapid City Rush	60	29	25	6	64	0.533	181	200
Wichita Thunder	62	24	30	8	56	0.452	181	233
Kansas City Mavericks	61	24	32	5	53	0.434	167	217

2019-20 LEADERS

SCORING	GAMES	GOALS	ASSISTS	POINTS
Josh Kestner, Toledo	58	33	40	73
David Vallorani, Brampton	62	31	40	71
Tyler Sheehy, Allen	47	26	44	70
Jesse Schultz, Cincinnati	62	25	39	64
Brady Ferguson, Newfoundland	57	24	39	63
Shane Berschbach, Toledo	56	20	43	63
Brady Shaw, Fort Wayne,	48	27	35	62
Tim McGauley, Utah	49	20	42	62
Daniel Leavens, Brampton	60	26	34	60
Brett McKenzie, Fort Wayne	56	23	37	60
Spencer Watson, Indy	54	31	28	59
Griffen Molino, Utah	50	22	37	59
Frank DiChiara, Reading	59	22	37	59
Peter Quenneville, Rapid City	51	24	34	58
TJ Hensick, Toledo	57	16	40	56
Shawn Szydlowski, Fort Wayne	55	15	41	56
Justin Brazeau, Newfoundland	57	27	28	55
Eric Neiley, Atlanta	59	24	31	55
Alex Breton, Allen	61	11	44	55
SHOOTING PERCENTAGE	PCT	GOALS	GOALS	
Gregor MacLeod, Toledo	0.300	Josh Kestner, Toledo	33	
Tyler Spezia, Toledo	0.238	David Vallorani, Brampton	31	
Peter Crinalla, Wichita	0.229	Spencer Watson, Indy	31	
Brennan Saulnier, Rapid City	0.222	Andrew Cherniwchan, South Carolina	28	
Zach Magwood, Florida	0.221			
GAME-WINNING GOALS	GWG	ASSISTS	ASSISTS	
David Vallorani, Brampton	8	Tyler Sheehy, Allen	44	
Terrence Wallin, Maine	7	Alex Breton, Allen	44	
Eric Neiley, Atlanta	7	Shane Berschbach, Toledo	43	
POWER-PLAY GOALS	PPG	SHOTS	SHOTS	
Tyler Coulter, Rapid City	11	Adam Pleskach, Tulsa	250	
Spencer Watson, Indy	11	Josh Kestner, Toledo	212	
		Spencer Watson, Indy	206	
PENALTY MINUTES	MIN	MINOR PENALTIES	MIN	
Kyle Haas, Fort Wayne	164	Mike McKee, Tulsa	36	
Emerson Clark, Jacksonville	158	Luke Sandler, Kalamazz	36	
Yanick Turcotte, Worcester	158	Chris Martenet, Brampton	35	
Kyle Neuber, Florida	137	Keegan Kanzig, Idaho	34	
SHORTHANDED GOALS	SHG	PLUS-MINUS	+/-	
Michael Huntebrinker, Florida	5	Ben Masella, Florida	40	
Nic Pierog, Worcester	5	Logan Roe, Florida	36	
Trevor Olson, Orlando	4	Tim McGauley, Utah	35	
Andrew Cherniwchan, South Carolina	4	Griffen Molino, Utah	32	
		Hunter Garlent, Florida	31	

2019-20 ROOKIE LEADERS

SCORING	GAMES	GOALS	ASSISTS	POINTS
Tyler Sheehy, Allen	47	26	44	70
Justin Brazeau, Newfoundland	57	27	28	55
Samuel Asselin, Atlanta	53	26	26	52
Tommy Marchin, Atlanta	49	21	27	48
Corey Mackin, Reading	58	20	26	46
Alan Lyszczarczyk, Fort Wayne	57	19	27	46
Liam Pecararo, Greenville	39	23	21	44
Brennan Saulnier, Rapid City	51	22	22	44
Hunter Garlent, Florida	54	17	27	44
Robby Jackson, Tulsa	57	19	21	40
Yuri Terao, Utah	61	18	22	40
Tyler Coulter, Rapid City	47	24	15	39
Brett Supinski, Idaho	41	19	19	38
Justin Baudry, Cincinnati	61	11	27	38
Colt Conrad, Newfoundland	42	6	32	38
Riley Woods, Newfoundland	43	13	24	37
Tristin Langan, Orlando	45	13	24	37
Keeghan Howdeshell, Rapid City	47	13	24	37

SHOOTING PERCENTAGE	PCT	GOALS	GOALS
Gregor MacLeod, Toledo	0.300	Justin Brazeau, Newfoundland	27
Peter Crinella, Wichita	0.229	Tyler Sheehy, Allen	26
Brennan Saulnier, Rapid City	0.222	Samuel Asselin, Atlanta	26
Jan Drozg, Wheeling	0.200	Tyler Coulter, Rapid City	24
Tyler Coulter, Rapid City	0.198	Liam Pecararo, Greenville	23

GAME-WINNING GOALS	GWG	ASSISTS	ASSISTS
Abbott Girduckis, Toledo	6	Tyler Sheehy, Allen	44
Justin Brazeau, Newfoundland	6	Colt Conrad, Newfoundland	32
		Justin Brazeau, Newfoundland	28

POWER-PLAY GOALS	PPG	SHOTS	SHOTS
Tyler Coulter, Rapid City	11	Brandon Hawkins, Wheeling	189
Justin Brazeau, Newfoundland	9	Alex Rodriguez, Norfolk	189
		Robby Jackson, Tulsa	177
		Yuri Terao, Utah	174

PENALTY MINUTES	MIN	MINOR PENALTIES	MIN
Kyle Haas, Fort Wayne	164	Kyle Haas, Fort Wayne	32
Brennan Saulnier, Rapid City	118	Alex Rodriguez, Norfolk	30
Matthew Boudens, Fort Wayne	94	Samuel Asselin, Atlanta	30

SHORTHANDED GOALS	SHG	PLUS-MINUS	+/-
Chris Collins, Kalamazoo	6	Hunter Garlent, Florida	31
Cedric Lacroix, Wheeling	5	Adam Smith, Florida	29
Mathieu Foget, Orlando	4	Connor Yau, Utah	29

2019-20 DEFENSEMEN LEADERS

SCORING	GAMES	GOALS	ASSISTS	POINTS
Alex Breton, Allen	61	11	44	55
Miles Liberati, Tulsa	56	11	35	46
Patrik Parkkonen, Wichita	56	8	37	45
Stepan Falkovsky, Allen	46	15	26	41
Taylor Richart, Utah	62	12	29	41
Eric Knodel, Reading	44	7	32	39
Logan Roe, Florida	45	12	26	38
Justin Baudry, Cincinnati	61	11	27	38
Joel Messner, Atlanta	59	8	29	37
TJ Melancon, Brampton	48	7	29	36
Tom Parisi, South Carolina	48	12	23	35
Joseph Duszak, Newfoundland	34	9	26	35
Michael Brodzinski, Orlando	58	8	27	35
Zach Malatesta, Atlanta	60	14	20	34
Olivier Galipeau, Fort Wayne	55	8	26	34
Ryan Culkin, Maine	45	8	25	33
Matt Petgrave, Brampton	41	7	26	33
Jack Sadek, Allen	61	6	26	32

SHOOTING PERCENTAGE	PCT	GOALS	GOALS
Stepan Falkovsky, Allen	0.170	Stepan Falkovsky, Allen	15
Michael Moffat, Toledo	0.147	Zach Malatesta, Atlanta	14
Miles Gendron, Newfoundland	0.129	Taylor Richart, Utah	12
Charlie Curti, Adirondack	0.124	Logan Roe, Florida	12
		Tom Parisi, South Carolina	12

GAME-WINNING GOALS	GWG	ASSISTS	ASSISTS
Joseph Duszak, Newfoundland	5	Alex Breton, Allen	44
Nolan Gluchowski, Toledo	4	Patrik Parkkonen, Wichita	37
Johnny Coughlin, Cincinnati	4	Miles Liberati, Tulsa	35
		Eric Knodel, Reading	32

POWER-PLAY GOALS	PPG	SHOTS	SHOTS
Stepan Falkovsky, Allen	8	Taylor Richart	189
Taylor Richart, Utah	8	Tom Parisi, South Carolina	171
TJ Melancon, Brampton	6	Zach Malatesta, Atlanta	166
		Justin Baudry, Cincinnati	165
		Cody Donaghey, Orlando	150

PENALTY MINUTES	MIN	MINOR PENALTIES	MIN
Kyle Haas, Fort Wayne	164	Mike McKee, Tulsa	36
Mike McKee, Tulsa	122	Chris Martenet, Brampton	35
Keegan Kanzig, Idaho	108	Keegan Kanzig, Idaho	34
Mike Monfredo, Greenville	106	Mike Monfredo, Greenville	33

SHORTHANDED GOALS	SHG	PLUS-MINUS	+/-
Alexander Kuqali, Orlando	2	Ben Masella, Florida	40
Stepan Falkovsky, Allen	2	Logan Roe, Florida	36

2019-20 GOALTENDING LEADERS

LEADING GOALTENDERS	GP	MIN	GAA	W	L	T	GA	SA	S%
Tomas Sholl, Idaho	41	2465	2.14	28	8	5	88	1158	0.924
Parker Milner, South Carolina	30	1772	2.20	20	6	3	65	839	0.923
Ukko-Pekka Luukkonen, Cincinnati	23	1338	2.24	12	7	3	50	566	0.912
Logan Thompson, South Carolina	32	1922	2.25	23	8	1	72	1021	0.929
Michael Houser, Cincinnati	26	1556	2.27	16	5	5	59	604	0.902
Billy Christopoulos, Toledo	30	1832	2.29	24	3	3	70	1034	0.932
Zachary Fucale, Orlando	24	1322	2.36	10	8	4	52	721	0.928
Ken Appleby, Florida	42	2382	2.39	27	8	5	95	1087	0.913
Kirill Ustimenko, Reading	31	1751	2.40	19	4	5	70	867	0.919
Clint Windsor, Orlando	30	1614	2.45	15	12	2	66	898	0.927
Martin Ouellette, Utah	38	2215	2.55	22	11	5	94	1033	0.909
Devin Williams, Tulsa	33	1922	2.72	17	12	2	87	914	0.905
Connor LaCouvee, Maine	36	2140	2.75	20	13	3	98	1158	0.915
Charles Williams, Indy	31	1792	2.81	18	10	1	84	916	0.908
Ryan Bednard, Greenville	24	1365	2.99	10	12	1	68	743	0.908
Olle Eriksson Ek, Tulsa	21	1472	3.01	10	11	4	74	753	0.902
Tyler Parsons, Kansas City	25	1328	3.03	11	9	2	67	757	0.911
Cole Kehler, Fort Wayne	31	1709	3.05	14	10	4	87	878	0.901
Adam Carlson, Jacksonville	41	2246	3.07	19	15	4	115	1124	0.898
Michael McNiven, Norfolk	22	1275	3.11	9	11	2	66	722	0.909

WINS	WINS	LOSSES	LOSSES
Tomas Sholl, Idaho	28	Nick Schneider, Kansas City	20
Ken Appleby, Florida	27	Mitch Gillam, Wichita	19
Billy Christopoulos, Toledo	24	Eamon McAdam, Adirondack	19
Logan Thompson, South Carolina	23	Evan Buitenhuis, Worcester	19

MINUTES	MIN	SHUTOUTS	SO
Tomas Sholl, Idaho	2,465	Parker Milner, South Carolina	7
Ken Appleby, Florida	2,382	Tomas Sholl, Idaho	5
Eamon McAdam, Adirondack	2,324	Zachary Fucale, Orlando	4
Jake Hildebrand, Kalamazoo	2,296	Clint Windsor, Orlando	4

SAVES	SAVES	SAVE PCT.	PCT
Mitch Gillam, Wichita	1,273	Billy Christopoulos, Toledo	0.932
Tomas Sholl, Idaho	1,070	Logan Thompson, South Carolina	0.929
Jake Hildebrand, Kalamazoo	1,070	Zachary Fucale, Orlando	0.928
Connor LaCouvee, Maine	1,060	Clint Windsor, Orlando	0.927

SHOOTOUT WINS	WINS	SHOOTOUT SAVE PCT.	PCT
Billy Christopoulos, Toledo	3	Logan Thompson, South Carolina	1.000
Mason McDonald, Utah	3	Tyler Parks, Rapid City	0.923
Tomas Sholl, Idaho	3	Mason McDonald, Utah	0.867
		Connor LaCouvee, Maine	0.833

2018-19 YEAR IN REVIEW**WESTERN CONFERENCE**

Central Division	GP	W	L	T	PTS	PCT	GF	GA
Cincinnati Cyclones	72	51	13	8	110	0.764	282	176
Toledo Walleye	72	40	23	9	89	0.618	237	221
Fort Wayne Komets	72	36	26	10	82	0.569	233	248
Kalamazoo Wings	72	36	31	5	77	0.535	229	254
Indy Fuel	72	35	32	5	75	0.521	230	247
Wheeling Nailers	72	31	31	10	72	0.500	239	240

Mountain Division	GP	W	L	T	PTS	PCT	GF	GA
Tulsa Oilers	72	42	24	6	90	0.625	236	198
Idaho Steelheads	72	41	25	6	88	0.611	241	203
Utah Grizzlies	72	37	26	9	83	0.576	232	218
Kansas City Mavericks	72	36	30	6	78	0.542	234	228
Wichita Thunder	72	29	31	12	70	0.486	224	251
Rapid City Rush	72	30	33	9	69	0.479	168	225
Allen Americans	72	25	41	6	56	0.389	208	269

EASTERN CONFERENCE

North Division	GP	W	L	T	PTS	PCT	GF	GA
Newfoundland Growlers	72	43	21	8	94	0.653	258	207
Adirondack Thunder	72	37	26	9	83	0.576	234	220
Manchester Monarchs	72	39	29	4	82	0.569	233	232
Brampton Beast	72	36	29	7	79	0.549	241	217
Reading Royals	72	34	28	10	78	0.542	229	229
Maine Mariners	72	37	32	3	77	0.535	221	247
Worcester Railers	72	32	29	11	75	0.521	196	226

South Division	GP	W	L	T	PTS	PCT	GF	GA
Florida Everblades	72	50	16	6	106	0.736	276	181
Orlando Solar Bears	72	41	25	6	88	0.611	251	238
South Carolina Stingrays	72	35	31	6	76	0.528	221	223
Jacksonville Icemen	72	36	32	4	76	0.528	198	217
Atlanta Gladiators	72	31	30	11	73	0.507	197	211
Norfolk Admirals	72	27	36	9	63	0.438	218	278
Greenville Swamp Rabbits	72	25	41	6	56	0.389	192	254

Scoring Leaders	GP	G	A	PTS
Jesse Schultz, Cincinnati	71	22	58	80
Adam Pleskach, Tulsa	72	38	37	75
Chris McCarthy, Reading	72	20	54	74
Caleb Herbert, Utah	60	32	39	71
David Pacan, Brampton	72	28	42	70
James Henry, Adirondack	72	15	54	69
Zach O'Brien, Newfoundland	53	28	40	68
Andrew Cherniwchan, South Carolina	72	28	39	67
Zac Lynch, Wheeling	67	17	50	67
Myles Powell, Cincinnati	57	31	35	66

Goaltending Leaders	GP	MIN	GAA	W	L	T	GA	SA	S%
Devin Williams, Tulsa	34	1950	2.12	20	9	4	69	826	0.916
Michael Houser, Cincinnati	41	2394	2.13	29	7	5	85	1085	0.922
Tomas Sholl, Idaho	39	2324	2.25	26	12	1	87	1212	0.928
Jeremy Helvig, Florida	39	2304	2.27	27	6	4	87	1064	0.918
Evan Buitenhuis, Worcester	28	1518	2.37	10	9	4	60	828	0.928
Sean Bonar, Atlanta	48	2742	2.41	23	17	6	110	1358	0.919
Alex Sakellariopoulos, Adirondack	33	1890	2.51	19	6	5	79	928	0.915
Jamie Phillips, Reading	42	2436	2.51	27	11	3	102	1110	0.908

2017-18 YEAR IN REVIEW

WESTERN CONFERENCE

Central Division	GP	W	L	T	PTS	PCT	GF	GA
Toledo Walleye	72	50	17	5	105	0.729	242	170
Fort Wayne Komets	72	46	20	6	98	0.681	290	216
Cincinnati Cyclones	72	39	30	3	81	0.563	226	220
Indy Fuel	72	36	30	6	78	0.542	242	248
Kalamazoo Wings	72	34	31	7	75	0.521	251	251
Kansas City Mavericks	72	34	32	6	74	0.514	204	223
Quad City Mallards	72	25	42	5	55	0.582	196	295

Mountain Division	GP	W	L	T	PTS	PCT	GF	GA
Colorado Eagles	72	48	18	6	102	0.708	265	214
Idaho Steelheads	72	44	20	8	96	0.667	244	188
Allen Americans	72	35	29	8	78	0.542	235	232
Wichita Thunder	72	34	30	8	76	0.528	222	235
Tulsa Oilers	72	31	29	12	74	0.514	214	233
Utah Grizzlies	72	28	29	15	71	0.493	230	256
Rapid City Rush	72	25	41	6	56	0.389	203	268

EASTERN CONFERENCE

North Division	GP	W	L	T	PTS	PCT	GF	GA
Adirondack Thunder	72	41	24	7	89	0.618	233	221
Manchester Monarchs	72	41	25	6	88	0.611	257	214
Reading Royals	72	39	24	9	87	0.604	232	199
Worcester Railers	72	37	27	8	82	0.569	194	193
Wheeling Nailers	72	35	28	9	79	0.549	248	245
Brampton Beast	72	28	34	10	66	0.458	210	245

South Division	GP	W	L	T	PTS	PCT	GF	GA
Florida Everblades	72	53	13	6	112	0.778	261	171
South Carolina Stingrays	72	48	16	8	104	0.722	214	153
Orlando Solar Bears	72	33	30	9	75	0.521	212	228
Atlanta Gladiators	72	32	35	5	69	0.479	205	229
Jacksonville Icemen	72	26	39	7	59	0.410	203	246
Norfolk Admirals	72	26	39	7	59	0.410	211	269
Greenville Swamp Rabbits	72	24	40	8	56	0.389	202	284

Scoring Leaders	GP	G	A	PTS
Shawn Szydlowski, Fort Wayne	64	31	48	79
Jesse Schultz, Cincinnati	72	18	57	75
Matt Willows, Reading	72	32	42	74
Jordan LaVallee-Smotherman, Manchester	69	34	38	72
Garrett Thompson, Fort Wayne	67	29	42	71
Casey Pierro-Zabotel, Allen	67	19	50	69
Brodie Dupont, Norfolk	68	21	47	68
Michael Joly, Colorado	52	41	26	67
Gabriel Desjardins, Fort Wayne	58	33	34	67
Mitchell Heard, Florida	63	25	42	67

Goaltending Leaders	GP	MIN	GAA	W	L	T	GA	SA	S%
Parker Milner, South Carolina	38	2191	1.86	28	7	3	68	952	0.929
Martin Ouellette, Florida	42	2520	2.02	33	5	3	85	1072	0.921
Jeff Jakaitis, South Carolina	28	1688	2.13	18	7	3	60	766	0.922
Mitch Gillam, Worcester	41	2402	2.15	23	14	2	86	1145	0.925
Joe Cannata, Colorado	28	1679	2.22	21	5	2	62	895	0.931
Pat Nagle, Toledo	50	2907	2.23	37	6	4	108	1415	0.911
John Muse, Reading	26	1578	2.24	19	5	2	59	854	0.931
Callum Booth, Florida	28	1689	2.41	19	6	3	68	767	0.911

2016-17 YEAR IN REVIEW**WESTERN CONFERENCE**

Central Division	GP	W	L	T	PTS	PCT	GF	GA
Toledo Walleye	72	51	17	4	106	0.736	302	191
Fort Wayne Komets	72	45	19	8	98	0.681	264	210
Quad City Mallards	72	40	28	4	84	0.583	232	220
Kalamazoo Wings	72	38	30	4	80	0.556	222	237
Tulsa Oilers	72	27	37	8	62	0.431	194	241
Indy Fuel	72	23	42	7	53	0.368	196	290
Wichita Thunder	72	21	44	7	49	0.340	189	278

Mountain Division	GP	W	L	T	PTS	PCT	GF	GA
Allen Americans	72	49	17	6	104	0.722	294	203
Colorado Eagles	72	47	20	5	99	0.688	265	206
Idaho Steelheads	72	43	22	7	93	0.646	234	206
Utah Grizzlies	72	36	29	7	79	0.549	225	240
Missouri Mavericks	72	33	30	9	75	0.521	233	241
Alaska Aces	72	32	30	10	74	0.514	219	230
Rapid City Rush	72	26	38	8	60	0.417	215	256

EASTERN CONFERENCE

North Division	GP	W	L	T	PTS	PCT	GF	GA
Adirondack Thunder	72	41	20	11	93	0.646	266	218
Reading Royals	72	41	25	6	88	0.611	255	217
Brampton Beast	72	40	24	8	88	0.611	263	256
Manchester Monarchs	72	37	24	11	85	0.590	264	252
Wheeling Nailers	72	34	30	8	76	0.528	244	239
Elmira Jackals	72	17	47	8	42	0.292	171	279

South Division	GP	W	L	T	PTS	PCT	GF	GA
Florida Everblades	72	46	21	5	97	0.674	275	219
Greenville Swamp Rabbits	72	40	26	6	86	0.597	251	252
South Carolina Stingrays	72	40	28	4	84	0.583	227	211
Orlando Solar Bears	72	36	26	10	82	0.569	260	258
Cincinnati Cyclones	72	36	29	7	79	0.549	200	209
Atlanta Gladiators	72	27	37	8	62	0.431	234	278
Norfolk Admirals	72	26	40	6	58	0.403	214	271

Scoring Leaders	GP	G	A	PTS
Chad Costello, Allen	72	33	89	122
Casey Pierro-Zabotel, Colorado	72	24	64	88
Shane Berschbach, Toledo	70	18	68	86
Brant Harris, Florida	67	32	51	83
David Vallorani, Brampton	72	32	51	83
David Pacan, Brampton	67	41	41	82
Matt Garbowsky, Colorado	72	36	45	81
Brendan O'Donnell, Florida	61	41	39	80
Luke Salazar, Colorado	72	30	47	77
Angelo Miceli, Greenville	68	22	55	77

Goaltending Leaders	GP	MIN	GAA	W	L	T	GA	SA	S%
Landon Bow, Idaho	27	1556	2.08	19	6	2	54	807	0.933
Riley Gill, Allen	43	2376	2.22	32	7	2	88	1364	0.935
Jake Paterson, Toledo	49	2919	2.28	34	13	2	11	1350	0.918
J.P. Anderson, Adirondack	30	1653	2.47	19	4	4	68	825	0.918
Michael Houser, Cincinnati	41	2300	2.58	22	14	3	99	1215	0.919
Clarke Saunders, Colorado	38	2218	2.60	28	7	2	96	1106	0.913
Jamie Phillips, Tulsa	31	1871	2.63	19	10	2	82	945	0.913
Garrett Bartus, Fort Wayne	33	1745	2.68	21	7	1	78	822	0.905

2015-16 YEAR IN REVIEW

WESTERN CONFERENCE

	GP	W	L	T	PTS	PCT	GF	GA
Midwest Division								
Fort Wayne Komets	72	40	23	9	89	0.618	240	200
Cincinnati Cyclones	72	36	27	9	81	0.563	222	210
Quad City Mallards	72	37	29	6	80	0.556	203	203
Indy Fuel	72	32	36	4	68	0.472	174	201
Evansville IceMen	72	29	33	10	68	0.472	207	242
Central Division								
Missouri Mavericks	72	52	15	5	109	0.757	234	162
Allen Americans	72	41	24	7	89	0.618	222	204
Tulsa Oilers	72	37	30	5	79	0.549	191	191
Wichita Thunder	72	18	41	13	49	0.340	150	240
West Division								
Colorado Eagles	72	41	27	4	86	0.597	232	193
Idaho Steelheads	72	38	24	10	86	0.597	203	187
Utah Grizzlies	72	39	23	6	84	0.583	223	206
Rapid City Rush	72	30	35	7	67	0.465	177	210
Alaska Aces	72	27	38	7	61	0.424	189	237

EASTERN CONFERENCE

	GP	W	L	T	PTS	PCT	GF	GA
East Division								
Manchester Monarchs	72	39	24	9	87	0.604	222	213
Adirondack Thunder	72	38	28	6	82	0.569	197	189
Reading Royals	72	36	26	10	82	0.569	222	194
Elmira Jackals	72	37	30	5	79	0.549	206	214
Norfolk Admirals	72	30	37	5	65	0.451	201	232
North Division								
Toledo Walleye	72	47	20	5	99	0.688	225	174
Wheeling Nailers	72	37	26	9	83	0.576	214	211
Kalamazoo Wings	72	38	28	6	82	0.569	233	230
Brampton Beast	72	23	38	11	57	0.396	179	255
South Division								
South Carolina Stingrays	72	44	18	10	98	0.681	224	162
Florida Everblades	72	46	23	3	95	0.660	226	175
Orlando Solar Bears	72	33	30	9	75	0.521	224	232
Atlanta Gladiators	72	34	31	7	75	0.521	189	224
Greenville Swamp Rabbits	72	29	33	10	68	0.472	205	243

Scoring Leaders	GP	G	A	PTS
Chad Costello, Allen	72	24	79	103
Trent Daavettila, Colorado	72	25	55	80
Shawn Szydlowski, Fort Wayne	62	25	50	75
Riley Brace, Wheeling	56	26	41	67
Shane Berschbach, Toledo	61	24	43	67
Matt Willows, Florida	71	23	43	66
Jack Downing, Cincinnati	72	32	32	64
Ludwig Blomstrand, Kalamazoo	71	29	34	63
Peter Sivak, Alaska	61	22	41	63
Derek Nesbitt, Atlanta	72	28	34	62
David Pacan, South Carolina	69	20	42	62

Goaltending Leaders	GP	MIN	GAA	W	L	T	GA	SA	%
Josh Robinson, Missouri	32	1884	1.88	28	2	1	59	849	0.931
Vitek Vanecek, South Carolina	32	1867	2.03	18	7	6	63	760	0.917
Martin Ouellette, Reading	31	1797	2.10	17	10	3	63	807	0.922
Mark Dekanich, South Carolina	35	2004	2.16	20	9	4	72	964	0.925
Jeff Lerg, Toledo	42	2514	2.17	28	11	3	91	1216	0.925
Parker Milner, Missouri	26	1549	2.17	17	7	1	56	742	0.925
Anthony Peters, Florida	46	2675	2.20	27	15	2	98	1231	0.920
Jake Paterson, Toledo	30	1766	2.21	18	9	2	65	845	0.923

2014-15 YEAR IN REVIEW

WESTERN CONFERENCE

Pacific Division	GP	W	L	T	PTS	PCT	GF	GA
Idaho Steelheads	72	48	18	6	102	0.708	258	187
Ontario Reign	72	43	19	10	96	0.667	239	184
Colorado Eagles	72	41	23	8	90	0.625	236	209
Utah Grizzlies	72	37	27	8	82	0.569	213	219
Alaska Aces	72	35	30	7	77	0.535	237	233
Bakersfield Condors	72	26	38	8	60	0.417	202	265
Stockton Thunder	72	21	49	2	44	0.306	199	296
Central Division	GP	W	L	T	PTS	PCT	GF	GA
Allen Americans	72	48	14	10	106	0.736	292	203
Rapid City Rush	72	37	28	7	81	0.562	218	206
Quad City Mallards	72	37	28	7	81	0.562	205	186
Tulsa Oilers	72	37	29	6	80	0.556	248	244
Wichita Thunder	72	32	31	9	73	0.507	213	240
Missouri Mavericks	72	28	35	9	65	0.451	192	231
Brampton Beast	72	23	46	3	49	0.340	181	298

EASTERN CONFERENCE

East Division	GP	W	L	T	PTS	PCT	GF	GA
Florida Everblades	72	49	16	7	105	0.729	267	208
South Carolina Stingrays	72	45	20	7	97	0.674	224	163
Reading Royals	72	45	21	6	96	0.667	259	210
Orlando Solar Bears	72	37	25	10	84	0.583	236	215
Greenville Road Warriors	72	39	29	4	82	0.569	216	215
Elmira Jackals	72	32	33	7	71	0.493	186	217
Gwinnett Gladiators	72	20	45	7	47	0.326	174	263
North Division	GP	W	L	T	PTS	PCT	GF	GA
Toledo Walleye	72	50	15	7	107	0.743	281	182
Fort Wayne Komets	72	48	18	6	102	0.708	251	200
Kalamazoo Wings	72	36	30	6	78	0.542	226	233
Wheeling Nailers	72	37	33	2	76	0.528	210	213
Cincinnati Cyclones	72	31	30	11	73	0.507	195	212
Indy Fuel	72	31	30	11	73	0.507	197	221
Evansville IceMen	72	15	48	9	39	0.271	169	272

Scoring Leaders	GP	G	A	PTS
Chad Costello, Allen	72	41	84	125
Wade MacLeod, Idaho	72	38	42	80
Jesse Schultz, Rapid City	70	34	43	77
Brendan Connolly, Alaska	62	31	46	77
Drew Fisher, Tulsa	68	18	59	77
Jack Combs, Cincinnati	47	31	45	76
Shawn Szydlowski, Fort Wayne	57	38	36	74
Tyler Barnes, Toledo	71	34	40	74
Gary Steffes, Allen	63	44	29	73
Adam Brace, Florida	71	35	37	72

Goaltending Leaders	GP	MIN	GAA	W	L	T	GA	SA	S%
Jeff Jakaitis, South Carolina	37	2176	1.96	26	8	2	71	938	0.924
Parker Milner, Quad City	43	2497	2.28	24	14	3	95	1191	0.920
Garret Sparks, Orlando	36	1946	2.34	21	7	3	76	1191	0.936
Jeff Lerg, Toledo	45	2635	2.37	32	9	3	104	1300	0.920
Jussi Olkinuora, Ontario	43	2560	2.41	27	9	6	103	1225	0.916
Roman Will, Fort Wayne	29	1745	2.41	17	8	4	70	881	0.921
Olivier Roy, Idaho	40	2262	2.44	25	10	3	92	1037	0.911

2013-14 YEAR IN REVIEW

WESTERN CONFERENCE

Pacific Division	GP	W	L	T	PTS	PCT	GF	GA
Ontario Reign	71	44	20	7	95	0.669	215	191
Bakersfield Condors	72	36	30	6	78	0.542	197	202
Stockton Thunder	72	33	31	8	74	0.514	224	235
Las Vegas Wranglers	72	20	44	8	48	0.333	174	248
Mountain Division	GP	W	L	T	PTS	PCT	GF	GA
Alaska Aces	71	45	19	7	97	0.683	243	164
Utah Grizzlies	71	38	24	9	85	0.599	187	173
Idaho Steelheads	72	39	26	7	85	0.590	223	212
Colorado Eagles	71	33	26	12	78	0.549	211	218

EASTERN CONFERENCE

Atlantic Division	GP	W	L	T	PTS	PCT	GF	GA
Reading Royals	72	46	22	4	96	0.667	229	182
Wheeling Nailers	72	39	27	6	84	0.583	216	196
Elmira Jackals	72	24	40	8	56	0.389	176	252
North Division	GP	W	L	T	PTS	PCT	GF	GA
Kalamazoo Wings	72	42	22	8	92	0.639	224	197
Cincinnati Cyclones	72	41	23	8	90	0.625	247	204
Fort Wayne Komets	72	36	24	12	84	0.583	215	215
Evansville IceMen	72	31	30	11	73	0.507	226	237
Toledo Walleye	72	21	44	7	49	0.340	193	268
South Division	GP	W	L	T	PTS	PCT	GF	GA
South Carolina Stingrays	72	43	23	6	92	0.639	197	173
Orlando Solar Bears	72	43	24	5	91	0.632	225	219
Greenville Road Warriors	72	39	27	6	84	0.583	220	208
Florida Everblades	72	37	27	8	82	0.569	240	222
Gwinnett Gladiators	72	29	38	5	63	0.438	203	227

Scoring Leaders	GP	G	A	PTS
Brandon Marino, Fort Wayne	72	30	58	88
Peter Sivak, Alaska	67	31	52	83
Mickey Lang, Orlando	61	44	33	77
Nick Mazzolini, Alaska	69	25	47	72
Andrew Rowe, Greenville	64	31	35	66
Kyle Ostrow, Colorado	64	28	38	66
Trent Daavettila, Colorado	63	22	44	66
Joey Martin, Stockton	65	21	45	66
Peter Boyd, South Carolina	63	25	38	63
Kevin Ulanski, Colorado	69	23	40	63

Goaltending Leaders	GP	MIN	GAA	W	L	T	GA	SA	S%
Laurent Brossoit, Bakersfield	38	2205	2.01	26	9	2	74	997	0.926
Igor Bobkov, Utah	29	1768	2.04	17	8	4	60	761	0.921
Michael Hutchinson, Ontario	28	1671	2.08	22	4	2	58	737	0.921
Aaron Dell, Utah	29	1735	2.14	19	7	3	62	774	0.920
Jeff Jakaitis, South Carolina	40	2391	2.16	24	12	3	86	1124	0.931
Mike Condon, Wheeling	39	2315	2.18	23	12	4	84	1210	0.916
Jordan Binnington, Kalamazoo	40	2398	2.35	23	13	3	94	1199	0.922

2012-13 YEAR IN REVIEW**WESTERN CONFERENCE**

Pacific Division	GP	W	L	T	PTS	PCT	GF	GA
Ontario Reign	72	46	19	7	99	0.688	246	192
Stockton Thunder	72	37	26	9	83	0.576	223	216
Las Vegas Wranglers	72	37	30	5	79	0.549	196	192
San Francisco Bulls	72	25	38	9	59	0.410	191	252
Bakersfield Condors	72	22	44	6	50	0.347	171	247

Mountain Division	GP	W	L	T	PTS	PCT	GF	GA
Alaska Aces	72	49	15	8	106	0.736	228	172
Idaho Steelheads	72	45	20	7	97	0.674	262	198
Colorado Eagles	72	34	31	7	75	0.521	239	224
Utah Grizzlies	72	29	30	13	71	0.493	217	277

EASTERN CONFERENCE

Atlantic Division	GP	W	L	T	PTS	PCT	GF	GA
Reading Royals	72	46	19	7	99	0.688	246	185
Elmira Jackals	72	40	25	7	87	0.604	247	220
Wheeling Nailers	72	31	29	13	74	0.514	193	225
Trenton Titans	72	32	32	8	72	0.500	226	247

North Division	GP	W	L	T	PTS	PCT	GF	GA
Cincinnati Cyclones	72	42	22	8	92	0.639	227	195
Toledo Walleye	72	37	26	9	83	0.576	224	195
Kalamazoo Wings	72	34	30	8	76	0.528	205	215
Fort Wayne Komets	72	33	35	4	70	0.486	205	246
Evansville IceMen	72	25	40	7	57	0.396	207	272

South Division	GP	W	L	T	PTS	PCT	GF	GA
Gwinnett Gladiators	72	43	26	3	89	0.618	211	191
Florida Everblades	72	39	22	11	89	0.618	260	241
South Carolina Stingrays	72	38	26	8	84	0.583	198	171
Greenville Road Warriors	72	36	28	8	80	0.556	226	219
Orlando Solar Bears	72	28	37	7	63	0.438	197	253

Scoring Leaders	GP	G	A	PTS
Mathieu Roy, Florida	69	38	51	89
Michael Forney, Colorado	71	35	44	79
Jacob Cepis, Trenton	66	25	51	76
Matthew Pistilli, S.Carolina/Florida	74	25	50	75
Casey Pierro-Zabotel, Gwinnett	66	22	53	75
Brandon Marino, Fort Wayne	71	20	54	74
Yannick Tifu, Reading	72	27	45	72
Nick Mazzolini, Alaska	68	36	35	71
Kyle Kraemer, Ontario	71	30	41	71
Andrew Rowe, Elmira	66	28	43	71

Goaltending Leaders	GP	MIN	GAA	W	L	T	GA	SA	S%
Ryan Zapolski, South Carolina	40	2378	1.64	27	11	2	65	1130	0.942
Gerald Coleman, Alaska	32	1907	2.17	23	6	3	69	839	0.918
Mark Guggenberger, Alaska	39	2314	2.23	25	8	5	86	1052	0.918
Philipp Grubauer, Reading	26	1542	2.30	19	5	1	59	667	0.912
Mike Lee, Gwinnett	28	1550	2.35	14	12	1	62	697	0.911
Kent Simpson, Toledo	41	2387	2.36	20	14	5	91	1071	0.912
Joe Fallon, Las Vegas	49	2896	2.44	25	18	5	118	1359	0.913

2011-12 YEAR IN REVIEW

WESTERN CONFERENCE

Pacific Division	GP	W	L	T	PTS	PCT	GF	GA
Ontario Reign	72	43	21	8	94	0.653	242	193
Las Vegas Wranglers	72	42	22	8	92	0.639	235	198
Stockton Thunder	72	34	33	5	73	0.507	204	216
Bakersfield Condors	72	24	41	7	55	0.382	199	241
Mountain Division	GP	W	L	T	PTS	PCT	GF	GA
Alaska Aces	72	43	18	11	97	0.674	224	172
Colorado Eagles	72	38	28	6	82	0.569	250	252
Utah Grizzlies	72	33	33	6	72	0.500	183	223
Idaho Steelheads	72	31	32	9	71	0.493	194	236

EASTERN CONFERENCE

Atlantic Division	GP	W	L	T	PTS	PCT	GF	GA
Elmira Jackals	72	45	22	5	95	0.660	228	204
Wheeling Nailers	72	37	26	9	83	0.576	219	202
Reading Royals	72	36	28	8	80	0.556	229	235
Trenton Titans	72	21	41	10	52	0.361	211	271
North Division	GP	W	L	T	PTS	PCT	GF	GA
Kalamazoo Wings	72	38	26	8	84	0.583	264	237
Chicago Express	72	34	26	12	80	0.556	216	234
Cincinnati Cyclones	72	35	28	9	79	0.549	228	227
Toledo Walleye	72	28	38	6	62	0.431	189	258
South Division	GP	W	L	T	PTS	PCT	GF	GA
Gwinnett Gladiators	72	41	20	11	93	0.646	214	200
Greenville Road Warriors	72	41	25	6	88	0.611	232	215
Florida Everblades	72	39	26	7	85	0.590	260	218
South Carolina Stingrays	72	37	28	7	81	0.562	191	180

Scoring Leaders	GP	G	A	PTS
Dustin Gazley, Elmira	72	25	60	85
Adam Miller, Las Vegas	71	32	52	84
Justin Bowers, Greenville	69	19	59	78
Chad Costello, Colorado	47	29	47	76
Trent Daavettila, Kalamazoo	69	18	56	74
Yannick Tifu, Chicago/Reading	69	23	47	70
Dan Kissel, Alaska	70	35	33	68
Mathieu Aubin, Cincinnati	62	30	38	68
Kevin Ulanski, Colorado	56	27	41	68

Goaltending Leaders	GP	MIN	GAA	W	L	T	GA	SA	S%
Gerald Coleman, Alaska	27	1,644	1.93	18	5	4	53	714	0.926
Jeff Jakaitis, Gwinnett	26	1,538	2.03	17	6	2	52	739	0.930
Philipp Grubauer, South Carolina	43	2,536	2.22	23	13	5	94	1,151	0.918
Adam Courchaine, Alaska	34	2,022	2.37	19	10	5	80	868	0.908
Joe Fallon, Las Vegas	47	2,739	2.39	30	10	4	109	1,244	0.912
Chris Carrozzini, Colorado/Ontario	30	1,669	2.41	17	7	4	67	822	0.918
John Muse, Florida	25	1,489	2.42	16	6	3	60	750	0.920

2010-11 YEAR IN REVIEW**WESTERN CONFERENCE**

Pacific Division	GP	W	L	T	PTS	PCT	GF	GA
Bakersfield Condors	72	41	27	4	86	0.597	222	210
Stockton Thunder	72	37	23	12	86	0.597	232	210
Las Vegas Wranglers	72	38	29	5	81	0.562	216	203
Ontario Reign	72	27	39	6	60	0.417	195	269

Mountain Division	GP	W	L	T	PTS	PCT	GF	GA
Alaska Aces	72	47	22	3	97	0.674	241	174
Idaho Steelheads	72	32	27	13	77	0.535	225	217
Utah Grizzlies	72	33	32	7	73	0.507	189	227
Victoria Salmon Kings	72	32	36	4	68	0.472	217	234

EASTERN CONFERENCE

Atlantic Division	GP	W	L	T	PTS	PCT	GF	GA
Reading Royals	72	44	23	5	93	0.646	257	220
Elmira Jackals	72	32	30	10	74	0.514	249	264
Trenton Devils	72	27	37	8	62	0.431	218	257

North Division	GP	W	L	T	PTS	PCT	GF	GA
Kalamazoo Wings	72	44	23	5	93	0.611	255	223
Wheeling Nailers	72	38	29	5	81	0.562	230	210
Cincinnati Cyclones	72	33	29	10	76	0.528	199	299
Toledo Walleye	72	33	33	6	72	0.500	239	255

South Division	GP	W	L	T	PTS	PCT	GF	GA
Greenville Road Warriors	72	46	22	4	96	0.667	255	192
South Carolina Stingrays	72	37	29	6	80	0.556	194	204
Florida Everblades	72	37	30	5	79	0.549	236	222
Gwinnett Gladiators	72	30	34	8	68	0.472	203	250

Scoring Leaders	GP	G	A	PTS
Justin Donati, Elmira	63	27	67	94
Wes Goldie, Alaska	72	46	37	83
Mark Derlago, Idaho	67	45	36	81
Kory Karlander, Kalamazoo	71	34	46	80
Trent Daavettila, Kalamazoo	71	32	48	80
Ryan Ginand, Trenton	68	29	46	75
Francis Lemieux, Florida	56	28	45	73
Yannick Tifu, Elmira	64	28	45	73

Goaltending Leaders	GP	MIN	GAA	W	L	T	GA	SA	S%
Gerald Coleman, Alaska	46	2,735	2.19	30	15	1	100	1,148	0.913
Brian Stewart, Bakersfield	29	1,625	2.25	20	6	0	61	839	0.927
Dov Grumet-Morris, Greenville	24	1,446	2.32	15	8	1	56	717	0.922
Joe Fallon, Las Vegas	27	1,620	2.48	18	8	1	67	795	0.916
Adam Courchaine, Alaska	29	1,592	2.52	17	7	2	67	686	0.902
Michael Ouzas, Las Vegas	41	2,423	2.53	20	18	2	102	1,102	0.915
Bobby Goepfert, Florida	42	2,386	2.74	23	13	3	109	1,329	0.918

2009-10 YEAR IN REVIEW
NATIONAL CONFERENCE

Pacific Division	GP	W	L	T	PTS	PCT	GF	GA
Bakersfield Condors	72	38	29	5	81	0.562	232	243
Las Vegas Wranglers	72	34	30	8	76	0.528	234	257
Stockton Thunder	72	33	29	10	76	0.528	235	241
Ontario Reign	72	31	31	10	72	0.500	214	229

West Division	GP	W	L	T	PTS	PCT	GF	GA
Idaho Steelheads	72	48	17	7	103	0.715	260	191
Alaska Aces	72	36	28	8	80	0.556	232	240
Utah Grizzlies	72	34	29	9	77	0.535	260	253
Victoria Salmon Kings	72	34	32	6	74	0.514	230	243

AMERICAN CONFERENCE

East Division	GP	W	L	T	PTS	PCT	GF	GA
Elmira Jackals	72	37	26	9	83	0.576	275	231
Reading Royals	72	37	29	6	80	0.556	254	275
Trenton Devils	72	33	30	9	75	0.521	244	252
Johnstown Chiefs	72	18	43	11	47	0.326	215	307

North Division	GP	W	L	T	PTS	PCT	GF	GA
Kalamazoo Wings	72	42	20	10	94	0.653	273	243
Cincinnati Cyclones	72	44	25	3	91	0.632	235	200
Toledo Walleye	72	35	30	7	77	0.535	254	274
Wheeling Nailers	72	33	32	7	73	0.507	240	249

South Division	GP	W	L	T	PTS	PCT	GF	GA
Charlotte Checkers	72	43	21	8	94	0.653	253	223
South Carolina Stingrays	72	41	19	12	94	0.653	248	216
Florida Everblades	72	38	25	9	85	0.590	234	221
Gwinnett Gladiators	72	31	33	8	70	0.486	243	277

Scoring Leaders	GP	G	A	PTS
Tyler Donati, Elmira	67	38	76	114
Justin Donati, Elmira	65	42	62	104
Ryan Kinasewich, Utah	59	48	55	103
Mark Derlago, Idaho	60	42	50	92
Adam Miller, Las Vegas	72	33	53	86
A.J. Perry, Utah	67	30	48	78
Evan Barlow, Idaho	58	32	43	75

Goaltending Leaders	GP	MIN	GAA	W	L	T	GA	SA	S%
Richard Bachman, Idaho	35	2,028	2.28	22	7	4	77	852	0.910
Jeremy Smith, Cincinnati	42	2,468	2.63	23	15	2	108	1,074	0.899
Rejean Beauchemin, Idaho	39	2,279	2.63	25	10	1	100	930	0.892
Ryan Munce, Charlotte	44	2,511	2.77	26	14	1	116	1,339	0.913
Todd Ford, South Carolina	28	1,658	2.79	18	7	1	77	859	0.910
Robert Mayer, Cincinnati	31	1,750	2.81	19	10	0	82	740	0.889
Curtis Darling, Ontario	59	3,483	2.86	21	25	5	166	1,806	0.908

2008-09 YEAR IN REVIEW**NATIONAL CONFERENCE**

Pacific Division	GP	W	L	T	PTS	PCT	GF	GA
Ontario Reign	73	38	29	6	82	0.562	197	218
Las Vegas Wranglers	73	34	31	8	76	0.521	208	195
Bakersfield Condors	72	33	31	8	74	0.514	246	263
Stockton Thunder	72	32	33	7	71	0.493	210	237

West Division	GP	W	L	T	PTS	PCT	GF	GA
Alaska Aces	72	45	24	3	93	0.646	232	181
Idaho Steelheads	72	44	24	4	92	0.639	224	186
Victoria Salmon Kings	72	38	27	7	83	0.576	232	200
Utah Grizzlies	72	28	28	16	72	0.500	220	246
Phoenix RoadRunners	72	30	37	5	65	0.451	200	246

AMERICAN CONFERENCE

North Division	GP	W	L	T	PTS	PCT	GF	GA
Cincinnati Cyclones	72	41	26	5	87	0.604	256	231
Trenton Devils	72	40	25	7	87	0.604	236	206
Elmira Jackals	72	39	26	7	85	0.590	235	232
Wheeling Nailers	72	36	28	8	80	0.556	263	260
Johnstown Chiefs	72	37	30	5	79	0.549	228	232
Dayton Bombers	72	32	33	7	71	0.493	229	246
Reading Royals	72	24	42	6	54	0.375	211	269

South Division	GP	W	L	T	PTS	PCT	GF	GA
Florida Everblades	71	49	17	5	103	0.725	269	187
South Carolina Stingrays	71	42	23	6	90	0.634	249	187
Charlotte Checkers	71	34	29	8	76	0.535	217	224
Gwinnett Gladiators	72	31	35	6	68	0.472	214	246
Mississippi Sea Wolves	71	28	35	8	64	0.451	203	256

Scoring Leaders	GP	G	A	PTS
Kevin Baker, Florida	70	57	45	102
Bryan Ewing, Wheeling	67	43	48	91
Travis Morin, South Carolina	71	26	62	88
Bryan McGregor, Idaho	67	38	45	83
Dave Bonk, Bakersfield	60	31	51	82
Mark Derlago, Bakersfield	49	32	45	77
Petr Pohl, Johnstown	62	31	43	74

Goaltending Leaders	GP	MIN	GAA	W	L	T	GA	SA	S%
David Leggio, Florida	39	2,284	2.26	27	7	3	86	1,024	0.916
Jean-Philippe Lamoureux, Alaska	51	3,071	2.29	33	16	2	117	1,524	0.923
Gerald Coleman, Trenton	44	2,566	2.29	29	9	3	98	1,202	0.918
Matt Climie, Idaho	42	2,404	2.30	27	12	1	92	1,088	0.915
Jonathan Boutin, South Carolina	37	2,183	2.61	23	10	3	95	1,082	0.912
Rejean Beauchemin, Idaho	32	1,888	2.64	17	11	3	83	798	0.896
Todd Ford, Victoria	35	2,019	2.64	17	15	1	89	1,045	0.915

2007-08 YEAR IN REVIEW

NATIONAL CONFERENCE

Pacific Division	GP	W	L	T	PTS	PCT	GF	GA
Las Vegas Wranglers	72	47	13	12	106	.736	244	179
Fresno Falcons	72	42	22	8	92	.639	242	216
Bakersfield Condors	72	26	37	9	61	.424	230	280
Stockton Thunder	72	27	40	5	59	.410	200	250

West Division	GP	W	L	T	PTS	PCT	GF	GA
Victoria Salmon Kings	72	42	23	7	91	.632	256	239
Idaho Steelheads	72	40	22	10	90	.625	224	183
Alaska Aces	72	41	26	5	87	.604	245	229
Utah Grizzlies	72	32	30	10	74	.514	239	259
Phoenix RoadRunners	72	24	39	9	57	.396	208	265

AMERICAN CONFERENCE

North Division	GP	W	L	T	PTS	PCT	GF	GA
Cincinnati Cyclones	72	55	12	5	115	.799	292	178
Elmira Jackals	72	41	24	7	89	.618	245	219
Reading Royals	72	38	26	8	84	.583	247	233
Johnstown Chiefs	72	36	30	6	78	.542	235	234
Dayton Bombers	72	29	31	12	70	.486	201	229
Trenton Devils	72	29	36	7	65	.451	183	220
Wheeling Nailers	72	22	43	7	51	.354	186	284

South Division	GP	W	L	T	PTS	PCT	GF	GA
Texas Wildcatters	72	52	9	11	115	.799	266	177
South Carolina Stingrays	72	47	22	3	97	.674	256	192
Gwinnett Gladiators	72	44	23	5	93	.646	247	198
Florida Everblades	72	39	25	8	86	.597	230	196
Columbia Inferno	72	33	28	11	77	.535	217	227
Charlotte Checkers	72	34	31	7	75	.521	212	229
Augusta Lynx	72	32	35	5	69	.479	200	223
Mississippi Sea Wolves	72	29	40	3	61	.424	204	262
Pensacola Ice Pilots	72	19	44	9	47	.326	157	263

Scoring Leaders	GP	G	A	PTS
David Desharnais, Cincinnati	68	29	77	106
Jeff Campbell, Gwinnett	65	26	65	91
Travis Morin, South Carolina	68	34	50	84
Ash Goldie, Victoria	70	40	43	83
Benoit Doucet, Elmira	71	31	52	83
John McNabb, Texas	71	32	50	82
Josh Soares, Alaska	61	36	45	81

Goaltending Leaders	GP	MIN	GAA	W	L	T	GA	SA	S%
Anton Khudobin, Texas	27	1549	1.98	20	1	3	51	772	.934
Kevin Lalande, Las Vegas	27	1607	2.05	17	5	3	55	807	.932
Davis Parley, South Carolina	35	2090	2.30	24	9	0	80	1053	.924
Craig Kowalski, Gwinnett	44	2574	2.33	29	11	2	100	1301	.923
Kellen Briggs, Idaho	31	1802	2.36	17	11	2	71	884	.920
Dov Grumet-Morris, Cincinnati	26	1496	2.37	20	3	1	59	631	.914

2006-07 YEAR IN REVIEW**NATIONAL CONFERENCE**

Pacific Division	GP	W	L	T	PTS	PCT	GF	GA
Las Vegas Wranglers	72	46	12	14	106	.736	231	187
Bakersfield Condors	72	41	19	12	94	.653	270	236
Stockton Thunder	72	38	24	10	86	.597	225	197
Fresno Falcons	72	34	29	9	77	.535	195	197
Long Beach Ice Dogs	72	27	42	3	57	.396	209	267

West Division	GP	W	L	T	PTS	PCT	GF	GA
Alaska Aces	72	49	16	7	105	.729	270	176
Idaho Steelheads	72	42	24	6	90	.625	240	208
Victoria Salmon Kings	72	36	32	4	76	.528	239	249
Phoenix RoadRunners	72	27	40	5	59	.410	201	255
Utah Grizzlies	72	22	42	8	52	.361	184	294

AMERICAN CONFERENCE

North Division	GP	W	L	T	PTS	PCT	GF	GA
Dayton Bombers	72	37	26	9	83	.576	213	191
Toledo Storm	72	39	30	3	81	.563	211	220
Cincinnati Cyclones	72	37	29	6	80	.556	213	198
Trenton Titans	72	36	31	5	77	.535	250	242
Johnstown Chiefs	72	33	33	6	72	.500	216	232
Reading Royals	72	32	33	7	71	.493	221	235
Wheeling Nailers	72	32	34	6	70	.486	215	255

South Division	GP	W	L	T	PTS	PCT	GF	GA
Florida Everblades	72	44	22	6	94	.653	272	212
Texas Wildcatters	72	41	22	9	91	.632	265	222
Gwinnett Gladiators	72	41	24	7	89	.618	289	256
Charlotte Checkers	72	42	27	3	87	.604	252	220
Augusta Lynx	72	39	29	4	82	.569	258	265
South Carolina Stingrays	72	36	27	9	81	.563	250	251
Columbia Inferno	72	29	34	9	67	.465	217	256
Pensacola Ice Pilots	72	20	46	6	46	.319	233	318

Scoring Leaders	GP	G	A	PTS
Brad Schell, Gwinnett	63	25	85	110
Scott Mifsud, Gwinnett	70	26	68	94
Yannick Tifu, Phoenix/Dayton	78	28	61	89
Marty Flichel, Idaho	70	39	48	87
Kevin Baker, Texas	62	36	45	81
Derek Nesbitt, Idaho	66	30	51	81
Kimbi Daniels, Alaska	70	18	63	81

Goaltending Leaders	GP	MIN	GAA	W	L	T	GA	SA	S%
Mike McKenna, Las Vegas	38	2258	2.21	27	4	7	83	1048	.927
Derek Gustafson, Alaska	43	2536	2.37	29	11	3	100	1115	.918
Adam Berkhoel, Dayton	43	2584	2.44	23	17	3	105	1056	.910
Ryan MacDonald, Fresno	39	2133	2.47	16	14	6	88	1076	.924
Cedrick Desjardins, Cincinnati	44	2647	2.54	24	19	1	112	1239	.917
Kevin Nastiuk, Las Vegas	32	1862	2.54	16	8	6	79	845	.915

2005-06 YEAR IN REVIEW

NATIONAL CONFERENCE

Pacific Division	GP	W	L	T	PTS	PCT	GF	GA
Fresno Falcons	72	43	15	14	100	.694	230	205
Bakersfield Condors	72	40	26	6	86	.697	221	222
Long Beach Ice Dogs	72	36	27	9	81	.563	210	217
San Diego Gulls	72	34	30	8	76	.528	213	214
Stockton Thunder	72	18	40	14	50	.347	192	260

West Division	GP	W	L	T	PTS	PCT	GF	GA
Alaska Aces	72	53	12	7	113	.785	289	168
Las Vegas Wranglers	72	53	13	6	112	.778	267	176
Idaho Steelheads	72	43	21	8	94	.653	268	221
Utah Grizzlies	72	36	30	6	78	.542	235	236
Victoria Salmon Kings	72	26	37	9	61	.424	204	261
Phoenix RoadRunners	72	20	47	5	45	.313	156	263

AMERICAN CONFERENCE

North Division	GP	W	L	T	PTS	PCT	GF	GA
Toledo Storm	72	46	21	5	97	.674	244	189
Wheeling Nailers	72	45	21	6	96	.667	247	156
Reading Royals	72	42	23	7	91	.632	249	209
Johnstown Chiefs	72	30	26	16	76	.528	223	243
Trenton Titans	72	31	36	5	67	.465	166	214
Dayton Bombers	72	20	46	6	46	.319	193	275

South Division	GP	W	L	T	PTS	PCT	GF	GA
Gwinnett Gladiators	72	50	15	7	107	.743	304	208
Florida Everblades	72	48	20	4	100	.694	267	208
Greenville Grrrowl	72	45	24	3	93	.646	248	203
South Carolina Stingrays	72	32	25	15	79	.549	230	237
Charlotte Checkers	72	33	34	5	71	.493	232	254
Augusta Lynx	72	30	36	6	66	.458	216	255
Columbia Inferno	72	25	39	8	58	.403	209	290
Pensacola Ice Pilots	72	21	44	7	49	.340	194	293

Scoring Leaders	GP	G	A	PTS
Alex Leavitt, Alaska	72	26	65	91
Mike Scott, Alaska	72	37	50	87
D'Arcy McConvey, Idaho	58	39	47	86
Ryan Kinasewich, Utah	60	39	46	85
Jeff Campbell, Gwinnett	62	30	53	83

Goaltending Leaders	GP	MIN	GAA	W	L	T	GA	SA	S%
Drew MacIntyre, Toledo	33	1981	2.06	24	7	2	68	845	.926
Andy Franck, Wheeling	55	3214	2.28	33	15	5	122	1378	.919
Matt Underhill, Alaska	50	2979	2.28	36	10	3	113	1244	.917
Marc Magliarditi, Las Vegas	51	2985	2.47	34	11	5	123	1235	.909
Cody Rudkowsky, Reading	38	2291	2.51	24	11	3	96	1046	.916

2004-05 YEAR IN REVIEW**NATIONAL CONFERENCE**

North Division	GP	W	L	T	PTS	PCT	GF	GA
Reading Royals	72	43	22	7	93	.646	220	161
Trenton Titans	72	42	21	9	93	.646	213	197
Atlantic City Boardwalk Bullies	72	42	22	8	92	.639	205	189
Toledo Storm	72	41	26	5	87	.604	203	194
Peoria Rivermen	72	38	26	8	84	.583	213	177
Wheeling Nailers	72	38	29	5	81	.563	171	173
Johnstown Chiefs	72	22	36	14	58	.403	191	258
Dayton Bombers	72	23	40	9	55	.382	175	225

West Division	GP	W	L	T	PTS	PCT	GF	GA
Alaska Aces	72	45	19	8	98	.681	233	187
Long Beach Ice Dogs	72	43	20	9	95	.660	220	181
Idaho Steelheads	72	42	23	7	91	.632	223	183
Bakersfield Condors	72	40	22	10	90	.625	232	205
Fresno Falcons	72	39	25	8	86	.597	204	217
San Diego Gulls	72	35	29	8	78	.542	206	222
Las Vegas Wranglers	72	31	33	8	70	.486	201	199
Victoria Salmon Kings	72	15	52	5	35	.243	178	298

AMERICAN CONFERENCE

East Division	GP	W	L	T	PTS	PCT	GF	GA
Columbia Inferno	72	38	22	12	88	.611	199	186
South Carolina Stingrays	72	39	24	9	87	.604	230	219
Charlotte Checkers	72	39	26	7	85	.590	226	219
Greenville Grrrowl	72	39	28	5	83	.576	210	204
Pee Dee Pride	72	31	36	5	67	.465	203	219
Augusta Lynx	72	28	35	9	65	.451	188	237

South Division	GP	W	L	T	PTS	PCT	GF	GA
Pensacola Ice Pilots	72	51	16	5	107	.743	248	178
Florida Everblades	72	42	20	10	94	.653	237	192
Gwinnett Gladiators	72	40	24	8	88	.611	241	202
Mississippi Sea Wolves	72	39	24	9	87	.604	223	215
Louisiana IceGators	72	26	40	6	58	.403	192	266
Texas Wildcatters	72	17	44	11	45	.313	178	260

Scoring Leaders	GP	G	A	PTS
Scott Gomez, Alaska	61	13	73	86
Carl Mallette, Toledo	64	30	50	80
Jamie Johnson, Augusta	72	22	58	80
Chris Minard, Alaska	69	49	29	78
Joey Tenute, South Carolina	68	34	41	75

Goaltending Leaders	GP	MIN	GAA	W	L	T	GA	SA	S%
Dany Sabourin, Wheeling	27	1578	1.67	19	6	1	44	720	.942
Barry Brust, Reading	42	2413	1.96	27	9	4	79	1024	.928
Alfie Michaud, Peoria	48	2712	2.04	27	13	5	92	1201	.929
Tyler MacKay, Florida	27	1601	2.10	18	7	2	56	653	.921
Chris Madden, Long Beach	28	1598	2.14	19	5	2	57	908	.941

2003-04 YEAR IN REVIEW

EASTERN CONFERENCE

Northern Division	GP	W	L	T	PTS	PCT	GF	GA
Wheeling Nailers	72	51	17	4	106	.736	259	188
Atlantic City Boardwalk Bullies	72	47	19	6	100	.694	242	159
Peoria Rivermen	72	45	18	9	99	.688	244	177
Johnstown Chiefs	72	45	20	7	97	.674	223	195
Reading Royals	72	37	25	10	84	.583	212	189
Trenton Titans	72	37	28	7	81	.563	222	193
Dayton Bombers	72	26	41	5	57	.396	187	271
Toledo Storm	72	23	38	11	57	.396	183	258
Cincinnati Cyclones	72	25	43	4	54	.375	175	223

Southern Division	GP	W	L	T	PTS	PCT	GF	GA
Columbia Inferno	72	44	20	8	96	.667	275	217
Roanoke Express	72	38	26	8	84	.583	219	232
Florida Everblades	72	37	25	10	84	.583	239	221
South Carolina Stingrays	72	39	28	5	83	.576	205	202
Greensboro Generals	72	40	30	2	82	.569	241	240
Charlotte Checkers	72	31	32	9	71	.493	206	230
Florence Pride	72	30	33	9	69	.479	210	254
Greenville Grrrowl	72	14	53	5	33	.229	177	281

WESTERN CONFERENCE

Central Division	GP	W	L	T	PTS	PCT	GF	GA
Louisiana IceGators	72	48	22	2	98	.681	235	167
Mississippi Sea Wolves	72	45	20	7	97	.674	256	200
Gwinnett Gladiators	72	42	22	8	92	.639	248	193
Pensacola Ice Pilots	72	40	23	9	89	.618	240	239
Columbus Cottonmouths	72	37	27	8	82	.569	214	197
Augusta Lynx	72	32	33	7	71	.493	203	234
Texas Wildcatters	72	22	44	6	50	.347	196	287

Pacific Division	GP	W	L	T	PTS	PCT	GF	GA
San Diego Gulls	72	49	13	10	108	.750	240	177
Las Vegas Wranglers	72	43	22	7	93	.646	227	186
Idaho Steelheads	72	40	23	9	89	.618	219	208
Alaska Aces	72	38	28	6	82	.569	220	210
Bakersfield Condors	72	25	38	9	59	.410	201	236
Fresno Falcons	72	23	43	6	52	.361	187	275
Long Beach Ice Dogs	72	23	44	5	51	.354	191	257

Scoring Leaders	GP	G	A	PTS
Tim Smith, Columbia	69	33	62	95
Steffon Walby, Mississippi	59	33	55	88
Brian McCullough, Florida	72	40	47	87
Louis Dumont, Mississippi	72	33	51	84
Louis Goulet, Augusta	72	32	52	84

Goaltending Leaders	GP	MIN	GAA	W	L	T	GA	SA	S%
Scott Stirling, Atlantic City	49	2954	1.91	31	13	5	94	1302	.933
Derek Gustafson, Louisiana	43	2499	2.09	28	14	0	87	1100	.927
Michael Garnett, Gwinnett	33	1936	2.14	21	10	2	69	865	.926
Trevor Koenig, San Diego	53	3155	2.17	37	7	8	114	1318	.920
Mike Valley, Peoria	37	2185	2.28	20	8	7	83	888	.915

2002-03 YEAR IN REVIEW**NORTHERN CONFERENCE**

Northeast Division	GP	W	L	T	PTS	PCT	GF	GA
Atlantic City Boardwalk Bullies	72	41	19	12	94	.653	268	224
Greensboro Generals	72	42	21	9	93	.646	235	211
Roanoke Express	72	42	24	6	90	.625	265	239
Trenton Titans	72	38	24	10	86	.597	229	207
Charlotte Checkers	72	41	28	3	85	.590	262	234
Richmond Renegades	72	35	31	6	76	.528	240	239
Reading Royals	72	32	35	5	69	.479	261	303

Northwest Division	GP	W	L	T	PTS	PCT	GF	GA
Toledo Storm	72	47	15	10	104	.722	247	196
Peoria Rivermen	72	48	17	7	103	.715	241	181
Cincinnati Cyclones	72	36	29	7	79	.549	257	236
Lexington Men O' War	72	34	31	7	75	.521	188	212
Johnstown Chiefs	72	28	33	11	67	.465	214	243
Wheeling Nailers	72	28	41	3	59	.410	193	261
Dayton Bombers	72	24	38	10	58	.403	191	247

SOUTHERN CONFERENCE

Southeast Division	GP	W	L	T	PTS	PCT	GF	GA
Columbia Inferno	72	47	23	2	96	.667	265	202
South Carolina Stingrays	72	42	22	8	92	.639	248	225
Pee Dee Pride	72	40	26	6	86	.597	244	213
Florida Everblades	72	35	23	14	84	.583	239	243
Greenville Grrrowl	72	28	36	8	64	.444	217	262
Augusta Lynx	72	27	39	6	60	.417	203	256
Columbus Cottonmouths	72	25	39	8	58	.403	197	270

Southwest Division	GP	W	L	T	PTS	PCT	GF	GA
Mississippi Sea Wolves	72	44	24	4	92	.639	250	211
Louisiana IceGators	72	40	20	12	92	.639	249	210
Arkansas RiverBlades	72	37	24	11	85	.590	238	236
Jackson Bandits	72	38	26	8	84	.583	210	195
Pensacola Ice Pilots	72	33	30	9	75	.521	228	241
Baton Rouge Kingfish	72	20	43	9	49	.340	184	266

Scoring Leaders	GP	G	A	PTS
Buddy Smith, Arkansas	72	30	74	104
Rejean Stringer, Columbia	72	37	59	96
Brian McCullough, Reading	69	39	56	95
Shawn McNeil, Louisiana	72	40	51	91
Steffon Walby, Mississippi	59	42	47	89

Goaltending Leaders	GP	MIN	GAA	W	L	T	GA	SA	S%
Alfie Michaud, Peoria	30	1685	2.10	20	4	4	59	747	.927
Patrick Couture, Columbia	39	2235	2.42	27	11	0	90	998	.917
Adam Hauser, Jackson	34	2021	2.46	20	9	4	83	908	.916
Mike Smith, Lexington	27	1552	2.55	11	10	4	66	668	.910
Kyle Kettles, Louisiana	41	2438	2.61	21	12	7	106	1200	.919

2001-02 YEAR IN REVIEW

NORTHERN CONFERENCE

Northeast Division	GP	W	L	T	PTS	PCT	GF	GA
Trenton Titans	72	46	16	10	102	.708	238	178
Charlotte Checkers	72	41	20	11	93	.646	256	207
Atlantic City Boardwalk Bullies	72	42	22	8	92	.639	233	209
Roanoke Express	72	35	26	11	81	.563	242	223
Richmond Renegades	72	32	30	10	74	.514	191	225
Reading Royals	72	27	36	9	63	.438	182	215
Greensboro Generals	72	23	41	8	54	.375	188	278

Northwest Division	GP	W	L	T	PTS	PCT	GF	GA
Dayton Bombers	72	40	20	12	92	.639	222	196
Peoria Rivermen	72	41	23	8	90	.625	206	179
Johnstown Chiefs	72	39	31	2	80	.556	220	232
Cincinnati Cyclones	72	36	30	6	78	.542	210	207
Wheeling Nailers	72	36	32	4	76	.528	213	208
Toledo Storm	72	28	34	10	66	.458	225	265

SOUTHERN CONFERENCE

Southeast Division	GP	W	L	T	PTS	PCT	GF	GA
Greenville Grrrowl	72	43	23	6	92	.639	231	198
Pee Dee Pride	72	41	25	6	88	.611	236	218
Columbia Inferno	72	36	22	14	86	.597	211	197
South Carolina Stingrays	72	39	26	7	85	.590	235	225
Florida Everblades	72	37	27	8	82	.569	207	221
Augusta Lynx	72	36	26	10	82	.569	218	224
Macon Whoopee	72	29	31	12	70	.486	194	228
Columbus Cottonmouths	72	24	37	11	59	.410	197	242

Southwest Division	GP	W	L	T	PTS	PCT	GF	GA
Louisiana IceGators	72	56	12	4	116	.806	261	156
Mississippi Sea Wolves	72	41	26	5	87	.604	251	232
Pensacola Ice Pilots	72	38	28	6	82	.569	247	242
Jackson Bandits	72	34	29	9	77	.535	187	202
New Orleans Brass	72	36	32	4	76	.528	211	209
Mobile Mysticks	72	28	26	18	74	.514	215	237
Arkansas RiverBlades	72	31	31	10	72	.500	189	206
Baton Rouge Kingfish	72	29	35	8	66	.458	187	244

Scoring Leaders	GP	G	A	PTS
Louis Dumont, Pensacola	72	32	70	102
Dave Seitz, South Carolina	72	44	54	98
Steffon Walby, Mississippi	63	42	51	93
Francois Fortier, Mississippi	71	36	55	91
Dany Bousquet, Pee Dee	72	35	56	91

Goaltending Leaders	GP	MIN	GAA	W	L	T	GA	SA	S%
Frederic Cloutier, Louisiana	36	2155	1.84	28	5	3	66	1132	.945
Dan Murphy, Trenton	45	2662	2.12	30	10	4	94	1089	.921
Marc Magliarditi, Louisiana	37	2204	2.26	28	7	1	83	1003	.924
Zac Bierk, Augusta	30	1748	2.33	16	9	3	68	841	.925
Sandy Allan, Pee Dee	27	1613	2.38	16	9	2	64	726	.919

2000-01 YEAR IN REVIEW**NORTHERN CONFERENCE**

Northeast Division	GP	W	L	T	PTS	PCT	GF	GA
Trenton Titans	72	50	18	4	104	.722	236	164
Roanoke Express	72	38	30	4	80	.556	231	195
Charlotte Checkers	72	34	26	12	80	.556	247	252
Richmond Renegades	72	35	31	6	76	.528	223	228
Greensboro Generals	72	26	39	7	59	.410	215	277

Northwest Division	GP	W	L	T	PTS	PCT	GF	GA
Peoria Rivermen	72	45	17	10	100	.694	238	182
Dayton Bombers	72	45	21	6	96	.667	247	194
Toledo Storm	72	37	27	8	82	.569	262	259
Johnstown Chiefs	72	28	36	8	64	.444	207	238
Wheeling Nailers	72	24	40	8	56	.389	192	277

SOUTHERN CONFERENCE

Southeast Division	GP	W	L	T	PTS	PCT	GF	GA
South Carolina Stingrays	72	42	23	7	91	.632	240	210
Florida Everblades	72	38	26	8	84	.583	236	242
Tallahassee Tiger Sharks	72	38	27	7	83	.576	248	219
Pee Dee Pride	72	38	28	6	82	.569	242	231
Augusta Lynx	72	36	29	7	79	.549	259	253
Greenville Grrrowl	72	34	33	5	73	.507	219	239

Southwest Division	GP	W	L	T	PTS	PCT	GF	GA
Louisiana IceGators	72	42	24	6	90	.625	237	209
Jackson Bandits	72	39	24	9	87	.604	206	209
Mobile Mysticks	72	38	28	6	82	.569	240	233
New Orleans Brass	72	35	25	12	82	.569	247	239
Arkansas RiverBlades	72	34	24	14	82	.569	237	232
Baton Rouge Kingfish	72	35	26	11	81	.563	216	225
Mississippi Sea Wolves	72	34	33	5	73	.507	221	218
Birmingham Bulls	72	28	40	4	60	.417	224	296
Pensacola Ice Pilots	72	27	40	5	59	.410	201	250

Scoring Leaders	GP	G	A	PTS
Scott King, Charlotte	72	40	61	101
Jeff Bes, Jackson/Pensacola	68	35	65	100
Andrew Williamson, Toledo	66	52	45	97
James Patterson, Toledo	65	40	56	96
Jamie Ling, Dayton	72	26	67	93

Goaltending Leaders	GP	MIN	GAA	W	L	T	GA	SA	S%
Curtis Sanford, Peoria	27	1511	1.91	15	7	4	48	591	.925
Scott Stirling, Trenton	48	2722	2.14	32	10	3	97	1148	.922
Alex Westlund, Dayton	29	1731	2.22	19	5	4	64	847	.930
Daniel Berthiaume, Roanoke	45	2603	2.40	26	17	1	104	1161	.918
Ron Vogel, New Orleans	28	1597	2.52	17	7	3	67	895	.930

1999-2000 YEAR IN REVIEW**NORTHERN CONFERENCE**

Northeast Division	GP	W	L	T	PTS	PCT	GF	GA
Roanoke Express	70	44	20	6	94	.671	221	181
Richmond Renegades	70	44	21	5	93	.664	258	205
Hampton Roads Admirals	70	44	22	4	92	.657	241	198
Trenton Titans	70	37	29	4	78	.557	233	199
Charlotte Checkers	70	25	38	7	57	.407	186	254
Greensboro Generals	70	20	43	7	47	.336	229	337

Northwest Division	GP	W	L	T	PTS	PCT	GF	GA
Peoria Rivermen	70	45	20	5	95	.679	273	216
Huntington Blizzard	70	35	25	10	80	.571	230	238
Johnstown Chiefs	70	33	28	9	75	.536	235	234
Dayton Bombers	70	32	28	10	74	.529	230	226
Wheeling Nailers	70	25	40	5	55	.393	202	246
Toledo Storm	70	22	41	7	51	.364	214	306

SOUTHERN CONFERENCE

Southeast Division	GP	W	L	T	PTS	PCT	GF	GA
Florida Everblades	70	53	15	2	108	.771	277	181
Pee Dee Pride	70	47	18	5	99	.707	233	175
Greenville Grrrowl	70	46	18	6	98	.700	277	198
South Carolina Stingrays	70	35	25	10	80	.571	253	242
Augusta Lynx	70	34	31	5	73	.521	243	248
Tallahassee Tiger Sharks	70	31	33	6	68	.486	256	261
Jacksonville Lizard Kings	70	27	34	9	63	.450	246	291

Southwest Division	GP	W	L	T	PTS	PCT	GF	GA
Louisiana IceGators	70	43	18	9	95	.679	281	241
Mobile Mysticks	70	40	28	2	82	.586	275	230
New Orleans Brass	70	36	27	7	79	.564	230	219
Mississippi Sea Wolves	70	35	27	8	78	.557	241	221
Pensacola Ice Pilots	70	35	29	6	76	.543	215	216
Baton Rouge Kingfish	70	33	32	5	71	.507	253	277
Jackson Bandits	70	32	32	6	70	.500	201	227
Birmingham Bulls	70	29	37	4	62	.443	255	297
Arkansas RiverBlades	70	18	49	3	39	.279	192	316

Scoring Leaders	GP	G	A	PTS
John Spoltore, Louisiana	66	27	92	119
Andrew Williamson, Toledo	63	63	39	102
Sean Venedam, Greenville	68	33	60	93
Lars Pettersen, Augusta	70	31	62	93
Chris Gignac, Toledo	59	33	56	89

Goaltending Leaders	GP	MIN	GAA	W	L	T	GA	SA	S%
Sandy Allan, Pee Dee	33	1856	2.26	21	8	3	70	847	.924
Marc Magliarditi, Florida	33	1793	2.31	22	9	0	69	827	.923
Paxton Schafer, Pee Dee	41	2331	2.42	26	10	2	94	1086	.920
Nick Vitucci, Greenville	34	1916	2.47	21	9	2	79	847	.915
Daniel Berthiaume, Roanoke	37	2103	2.48	21	12	4	87	982	.919

1998-99 YEAR IN REVIEW**NORTHERN CONFERENCE**

Northeast Division	GP	W	L	T	PTS	PCT	GF	GA
Roanoke Express	70	38	22	10	86	.614	224	201
Hampton Roads Admirals	70	38	24	8	84	.600	215	213
Richmond Renegades	70	40	27	3	83	.593	239	196
Chesapeake Icebreakers	70	34	25	11	79	.564	229	206
Johnstown Chiefs	70	27	34	9	63	.450	218	265

Northwest Division	GP	W	L	T	PTS	PCT	GF	GA
Columbus Chill	70	39	24	7	85	.607	257	242
Peoria Rivermen	70	39	25	6	84	.600	243	230
Toledo Storm	70	39	26	5	83	.593	256	246
Dayton Bombers	70	34	27	9	77	.550	239	241
Huntington Blizzard	70	31	33	6	68	.486	221	253
Wheeling Nailers	70	27	37	6	60	.429	206	249

SOUTHERN CONFERENCE

Southeast Division	GP	W	L	T	PTS	PCT	GF	GA
Pee Dee Pride	70	51	15	4	106	.757	289	191
Florida Everblades	70	45	20	5	95	.679	253	180
South Carolina Stingrays	70	40	20	10	90	.643	235	216
Augusta Lynx	70	38	27	5	81	.579	235	233
Jacksonville Lizard Kings	70	35	33	2	72	.514	235	255
Charlotte Checkers	70	29	30	11	69	.493	221	262
Miami Matadors	70	28	32	10	66	.471	208	266
Greenville Grrrowl	70	26	33	11	63	.450	208	241

Southwest Division	GP	W	L	T	PTS	PCT	GF	GA
Louisiana IceGators	70	46	18	6	98	.700	297	205
Mississippi Sea Wolves	70	41	22	7	89	.636	251	215
Birmingham Bulls	70	37	29	4	78	.557	251	267
New Orleans Brass	70	30	27	13	73	.521	244	261
Mobile Mysticks	70	31	31	8	70	.500	231	259
Baton Rouge Kingfish	70	30	30	10	70	.500	222	228
Tallahassee Tiger Sharks	70	27	34	9	63	.450	212	250
Pensacola Ice Pilots	70	25	41	4	54	.386	199	267

Scoring Leaders	GP	G	A	PTS
John Spoltore, Louisiana	69	36	73	109
Jamie Ling, Dayton	70	39	56	95
Chris Valicevic, Louisiana	70	20	72	92
Jamey Hicks, Birmingham	65	16	75	91
Dany Bousquet, Pee Dee	62	36	54	90

Goaltending Leaders	GP	MIN	GAA	W	L	T	GA	SA	S%
Maxime Gingras, Richmond	50	2808	2.26	30	13	3	106	1291	.924
Marc Magliarditi, Florida	47	2746	2.27	32	10	3	104	1102	.914
Bujar Amidovski, Louisiana	27	1525	2.32	17	5	3	59	706	.923
Mike Tamburro, Chesapeake	35	1935	2.45	19	11	2	79	926	.921
Sandy Allan, Pee Dee	35	1958	2.48	21	11	2	81	899	.917

1997-98 YEAR IN REVIEW**NORTHERN CONFERENCE**

Northeast Division	GP	W	L	T	PTS	PCT	GF	GA
Roanoke Express	70	42	21	7	91	.650	235	208
Wheeling Nailers	70	37	24	9	83	.593	255	255
Chesapeake Icebreakers	70	34	28	8	76	.543	252	239
Hampton Roads Admirals	70	32	28	10	74	.529	222	225
Richmond Renegades	70	30	33	7	67	.479	218	277
Johnstown Chiefs	70	23	41	6	52	.371	219	297

Northwest Division	GP	W	L	T	PTS	PCT	GF	GA
Peoria Rivermen	70	44	19	7	95	.679	296	213
Toledo Storm	70	41	21	8	90	.643	251	210
Dayton Bombers	70	36	26	8	80	.571	255	256
Huntington Blizzard	70	34	29	7	75	.536	230	259
Columbus Chill	70	33	30	7	73	.521	221	220
Louisville RiverFrogs	70	32	31	7	71	.507	228	257

SOUTHERN CONFERENCE

Southeast Division	GP	W	L	T	PTS	PCT	GF	GA
South Carolina Stingrays	70	41	23	6	88	.629	246	218
Charlotte Checkers	70	35	24	11	81	.579	251	237
Pee Dee Pride	70	34	25	11	79	.564	214	215
Jacksonville Lizard Kings	70	35	29	6	76	.543	243	239
Raleigh IceCaps	70	32	33	5	69	.493	236	254
Tallahassee Tiger Sharks	70	24	44	2	50	.357	210	320

Southwest Division	GP	W	L	T	PTS	PCT	GF	GA
Louisiana IceGators	70	43	17	10	96	.686	298	232
Birmingham Bulls	70	39	23	8	86	.614	293	257
Pensacola Ice Pilots	70	36	24	10	82	.586	276	262
New Orleans Brass	70	36	24	10	82	.586	278	263
Mobile Mysticks	70	35	27	8	78	.557	236	233
Mississippi Sea Wolves	70	34	27	9	77	.550	225	224
Baton Rouge Kingfish	70	33	27	10	76	.543	220	238

Scoring Leaders	GP	G	A	PTS
Jamey Hicks, Birmingham	70	44	75	119
Jean-Guy Trudel, Peoria	62	39	74	113
John Spoltore, Louisiana	68	32	79	111
Derek Clancey, Chesapeake	70	28	77	105
Jeff Lazaro, New Orleans	70	37	64	101

Goaltending Leaders	GP	MIN	GAA	W	L	T	GA	SA	S%
Daniel Berthiaume, Roanoke	30	1712	2.59	17	8	3	74	740	.909
Mike Tamburro, Chesapeake	25	1411	2.68	16	6	1	63	695	.917
Sandy Allan, Pee Dee	46	2612	2.73	21	15	8	119	1077	.901
Nick Vitucci, Toledo	49	2827	2.76	27	16	5	130	1462	.918
David Brumby, Wheeling	41	2364	2.79	23	12	5	110	1002	.901

1996-97 YEAR IN REVIEW

East Division	GP	W	L	T	PTS	PCT	GF	GA
South Carolina Stingrays	70	45	15	10	100	.714	345	253
Hampton Roads Admirals	70	46	19	5	97	.693	286	223
Richmond Renegades	70	41	25	4	86	.614	252	235
Roanoke Express	70	38	26	6	82	.586	262	250
Charlotte Checkers	70	35	28	7	77	.550	271	267
Raleigh IceCaps	70	30	33	7	67	.479	256	293
Knoxville Cherokees	70	24	43	3	51	.364	260	343

North Division	GP	W	L	T	PTS	PCT	GF	GA
Columbus Chill	70	44	21	5	93	.664	303	257
Peoria Rivermen	70	43	21	6	92	.657	308	219
Dayton Bombers	70	36	26	8	80	.571	253	258
Wheeling Nailers	70	36	29	5	77	.550	298	291
Toledo Storm	70	32	28	10	74	.529	258	248
Huntington Blizzard	70	33	33	4	70	.500	273	296
Louisville RiverFrogs	70	29	31	10	68	.486	234	290
Johnstown Chiefs	70	24	39	7	55	.393	253	354

South Division	GP	W	L	T	PTS	PCT	GF	GA
Tallahassee Tiger Sharks	70	39	23	8	86	.614	263	236
Birmingham Bulls	70	36	25	9	81	.579	291	296
Louisiana IceGators	70	38	28	4	80	.571	292	244
Mobile Mysticks	70	34	25	11	79	.564	257	263
Mississippi Sea Wolves	70	34	26	10	78	.557	241	245
Pensacola Ice Pilots	70	36	31	3	75	.536	275	275
Baton Rouge Kingfish	70	31	33	6	68	.486	222	238
Jacksonville Lizard Kings	70	21	37	12	54	.386	220	299

Scoring Leaders	GP	G	A	PTS
Ed Courtenay, South Carolina	68	54	56	110
Mike Ross, South Carolina	70	50	60	110
Dany Bousquet, Birmingham	68	54	53	107
John Varga, Wheeling	66	56	45	101
Darren Colbourne, Raleigh	69	53	48	101

Goaltending Leaders	GP	MIN	GAA	W	L	T	GA	SA	S%
Jon Hillebrandt, Peoria	26	1487	2.82	18	4	3	70	667	.905
Derek Herlofsky, Dayton	26	1549	2.87	17	4	4	74	716	.906
Doug Bonner, Peoria	23	1315	2.87	13	8	1	63	567	.900
David Goverde, Toledo	44	2554	2.96	23	14	6	126	1356	.915
Darryl Paquette, Hampton Roads	60	3388	2.98	35	15	5	168	1429	.895

1995-96 YEAR IN REVIEW

East Division	GP	W	L	T	PTS	PCT	GF	GA
Richmond Renegades	70	46	11	13	105	.750	314	225
Charlotte Checkers	70	45	21	4	94	.671	294	250
South Carolina Stingrays	70	40	22	8	88	.629	284	251
Roanoke Express	70	36	28	6	78	.557	231	260
Hampton Roads Admirals	70	32	25	13	77	.550	278	265
Raleigh IceCaps	70	23	34	13	59	.421	215	266

North Division	GP	W	L	T	PTS	PCT	GF	GA
Toledo Storm	70	48	14	8	104	.743	301	240
Wheeling Thunderbirds	70	42	23	5	89	.636	289	261
Louisville RiverFrogs	70	39	24	7	85	.607	266	237
Columbus Chill	70	37	28	5	79	.564	285	268
Dayton Bombers	70	35	28	7	77	.550	247	237
Eric Panthers	70	25	40	5	55	.393	227	293
Johnstown Chiefs	70	21	38	11	53	.379	249	322
Huntington Blizzard	70	21	39	10	52	.371	232	309

South Division	GP	W	L	T	PTS	PCT	GF	GA
Louisiana IceGators	70	43	21	6	92	.657	312	261
Nashville Knights	70	42	22	6	90	.643	368	307
Tallahassee Tiger Sharks	70	42	22	6	90	.643	283	260
Knoxville Cherokees	70	37	29	4	78	.557	323	303
Jacksonville Lizard Kings	70	33	29	8	74	.529	267	288
Birmingham Bulls	70	26	39	5	57	.407	258	360
Mobile Mysticks	70	22	37	11	55	.393	265	325

Leading Scorers	GP	G	A	PTS
Hugo P. Belanger, Nashville	67	54	90	144
Jim Brown, Knoxville	69	50	70	120
Kim Maier, Knoxville	70	52	60	112
Bob Berg, Louisiana	68	59	50	109
Derek Clancey, Columbus (Ohio)	67	32	77	109

Goaltending Leaders	GP	MIN	GAA	W	L	T	GA	SA	S%
Grant Sjerven, Richmond	22	1291	2.65	15	2	4	57	445	.886
Brad Mullahy, Raleigh	41	2211	2.88	14	15	6	106	1012	.905
Alain Morissette, Louisville	48	2743	2.91	29	14	4	133	1311	.908
David Goverde, Toledo	43	2513	2.98	28	8	5	125	1193	.905
Derek Herlofsky, Dayton	42	2165	3.02	19	15	4	109	910	.893

1994-95 YEAR IN REVIEW

East Division	GP	W	L	T	PTS	PCT	GF	GA
Richmond Renegades	68	41	20	7	89	.654	271	232
Roanoke Express	68	39	19	10	88	.647	255	223
Charlotte Checkers	68	37	22	9	83	.610	274	261
Hampton Roads Admirals	68	37	23	8	82	.603	255	239
Greensboro Monarchs	68	31	28	9	71	.522	277	293
Raleigh IceCaps	68	23	39	6	52	.382	239	295

North Division	GP	W	L	T	PTS	PCT	GF	GA
Wheeling Thunderbirds	68	46	17	5	97	.713	313	243
Dayton Bombers	68	42	17	9	93	.684	307	224
Toledo Storm	68	41	22	5	87	.640	287	230
Columbus Chill	68	31	32	5	67	.493	282	315
Johnstown Chiefs	68	31	32	5	67	.493	256	297
Eric Panthers	68	18	46	4	40	.294	256	356

South Division	GP	W	L	T	PTS	PCT	GF	GA
South Carolina Stingrays	68	42	19	7	91	.669	255	215
Tallahassee Tiger Sharks	68	36	25	7	79	.581	268	227
Nashville Knights	68	32	30	6	70	.515	263	279
Knoxville Cherokees	68	30	30	8	68	.500	241	267
Huntington Blizzard	68	28	37	3	59	.434	224	275
Birmingham Bulls	68	26	38	4	56	.412	273	325

Scoring Leaders	GP	G	A	PTS
Scott Burfoot, Erie	56	29	68	97
Stephane Charbonneau, Erie	64	50	41	91
Matt Robbins, Charlotte	68	28	61	89
Darryl Noren, Charlotte	62	46	41	87
Derek Clancey, Columbus	63	21	66	87

Goaltending Leaders	GP	MIN	GAA	W	L	T	GA	SA	S%
Chris Gordon, Huntington	30	1484	2.55	17	6	2	63	750	.923
Steve Shields, South Carolina	21	1157	2.69	11	5	2	52	540	.912
Dave Gagnon, Roanoke	29	1737	2.83	17	7	5	82	909	.917
Mark Richards, Tallahassee	59	3369	2.90	31	16	7	163	1525	.903
Daniel Berthiaume, Roanoke	31	1795	2.94	21	5	3	88	799	.901

1993-94 YEAR IN REVIEW

East Division	GP	W	L	T	PTS	PCT	GF	GA
Hampton Roads Admirals	68	41	19	8	90	.662	298	246
Raleigh IceCaps	68	41	20	7	89	.654	296	221
Greensboro Monarchs	68	41	21	6	88	.647	319	262
Charlotte Checkers	68	39	25	4	82	.603	281	271
Roanoke Express	68	37	28	3	77	.566	300	290
South Carolina Stingrays	68	33	26	9	75	.551	294	291
Richmond Renegades	68	34	29	5	73	.537	286	293

North Division	GP	W	L	T	PTS	PCT	GF	GA
Toledo Storm	68	44	20	4	92	.676	338	289
Columbus Chill	68	41	20	7	89	.654	344	285
Wheeling Thunderbirds	68	38	23	7	83	.610	327	289
Johnstown Chiefs	68	37	27	4	78	.574	323	308
Dayton Bombers	68	29	31	8	66	.485	316	308
Eric Panthers	68	27	36	5	59	.434	264	334

West Division	GP	W	L	T	PTS	PCT	GF	GA
Knoxville Cherokees	68	44	18	6	94	.691	325	246
Birmingham Bulls	68	44	20	4	92	.676	340	268
Nashville Knights	68	26	36	6	58	.426	255	289
Huntsville Blast	68	20	39	9	49	.360	241	315
Louisville IceHawks	68	16	44	8	40	.294	236	356
Huntington Blizzard	68	14	49	5	33	.243	191	413

Scoring Leaders	GP	G	A	PTS
Phil Berger, Greensboro	68	56	83	139
Joe Flanagan, Birmingham	62	54	72	126
Darren Colbourne, Richmond	68	69	35	104
Dan Gravelle, Greensboro	58	38	66	104
John Young, Greensboro	66	35	69	104

Goaltending Leaders	GP	MIN	GAA	W	L	T	GA	SA	S%
Matt DelGuidice, Raleigh	31	1877	2.94	18	9	4	92	859	.903
Cory Cadden, South Carolina	40	2349	3.09	26	8	4	121	1064	.898
Chad Erickson, Raleigh	32	1883	3.22	19	9	3	101	859	.895
Patrick Labrecque, Greensboro	29	1609	3.32	17	8	2	89	756	.895
Mark Michaud, Hampton Roads	65	3723	3.45	38	17	8	214	1831	.895

1992-93 YEAR IN REVIEW

East Division	GP	W	L	T	PTS	PCT	GF	GA
Wheeling Thunderbirds	64	40	16	8	88	.688	314	223
Hampton Roads Admirals	64	37	21	6	80	.625	294	235
Raleigh IceCaps	64	37	22	5	79	.617	289	262
Johnstown Chiefs	64	34	23	7	75	.586	281	264
Richmond Renegades	64	34	28	2	70	.547	292	292
Greensboro Monarchs	64	33	29	2	68	.531	256	261
Roanoke Valley Rampage	64	14	49	1	29	.227	227	387

West Division	GP	W	L	T	PTS	PCT	GF	GA
Toledo Storm	64	36	17	11	83	.648	316	238
Dayton Bombers	64	35	23	6	76	.594	282	270
Nashville Knights	64	36	25	3	75	.586	312	305
Erie Panthers	64	35	25	4	74	.578	305	307
Louisville IceHawks	64	30	27	7	67	.523	302	293
Birmingham Bulls	64	30	29	5	65	.508	290	313
Columbus Chill	64	30	30	4	64	.500	257	256
Knoxville Cherokees	64	19	39	6	44	.344	212	323

Scoring Leaders	GP	G	A	PTS
Trevor Jobe, Nashville	61	85	76	161
Victor Gervais, Hampton Roads	59	38	80	118
Devin Edgerton, Wheeling	57	46	71	117
Darren Schwartz, Wheeling	62	62	52	114
Brian Martin, Hampton Roads	49	50	52	102

Goaltending Leaders	GP	MIN	GAA	W	L	T	GA	SA	S%
Nick Vitucci, Hampton Roads	29	1669	3.06	17	7	3	85	868	.911
Bill Horn, Greensboro	27	1465	3.32	16	9	0	81	719	.899
Sergei Khramtsov, Columbus (Ohio)	36	2039	3.44	16	17	1	117	865	.881
Francis Ouellette, Wheeling	43	2376	3.48	24	7	7	138	1104	.889
Rod Houk, Wheeling	33	1635	3.49	15	11	2	95	694	.879

1991-92 YEAR IN REVIEW

East Division	GP	W	L	T	PTS	PCT	GF	GA
Greensboro Monarchs	64	43	17	4	90	.703	297	252
Hampton Roads Admirals	64	42	20	2	86	.672	298	220
Winston-Salem Thunderbirds	64	36	24	4	76	.594	270	245
Richmond Renegades	64	30	27	7	67	.523	263	263
Raleigh IceCaps	64	25	33	6	56	.438	228	284
Roanoke Valley Rebels	64	21	36	7	49	.383	236	313
Knoxville Cherokees	64	20	36	8	48	.375	265	355

West Division	GP	W	L	T	PTS	PCT	GF	GA
Toledo Storm	64	46	15	3	95	.742	367	240
Cincinnati Cyclones	64	36	20	8	80	.625	329	284
Johnstown Chiefs	64	36	23	5	77	.602	294	248
Erie Panthers	64	33	27	4	70	.547	284	309
Dayton Bombers	64	32	26	6	70	.547	305	300
Louisville IceHawks	64	31	25	8	70	.547	315	306
Columbus Chill	64	25	30	9	59	.461	298	341
Nashville Knights	64	24	36	4	52	.406	246	335

Scoring Leaders	GP	G	A	PTS
Phil Berger, Greensboro	60	60	70	130
Darren Colbourne, Richmond	64	69	50	119
Mark Green, Johnstown	64	68	49	117
Mike Maurice, Toledo	62	39	72	111
Sheldon Gorski, Louisville	55	56	54	110

Goaltending Leaders	GP	MIN	GAA	W	L	T	GA	SA	S%
Frederic Chabot, Winston-Salem	24	1449	2.94	15	7	2	71	654	.902
Mark Bernard, Hampton Roads	40	2327	3.35	24	12	2	130	1040	.889
Nick Vitucci, Greensboro	42	2358	3.46	28	8	2	136	1273	.903
Wayne Cowley, Raleigh	38	2213	3.71	16	18	2	137	1118	.891
Jamie McLennan, Richmond	32	1837	3.72	16	12	2	114	931	.891

1990-91 YEAR IN REVIEW

East Division	GP	W	L	T	PTS	PCT	GF	GA
Hampton Roads Admirals	64	38	20	6	82	.641	300	248
Johnstown Chiefs	64	32	29	3	67	.523	324	287
Eric Panthers	64	31	30	3	65	.508	302	302
Richmond Renegades	64	29	29	6	64	.500	300	307
Roanoke Valley Rebels	64	25	32	7	57	.445	218	295

West Division	GP	W	L	T	PTS	PCT	GF	GA
Knoxville Cherokees	64	46	13	5	97	.758	377	230
Cincinnati Cyclones	64	37	24	3	77	.602	285	281
Greensboro Monarchs	64	34	27	3	71	.555	275	268
Louisville IceHawks	64	31	29	4	66	.516	251	309
Nashville Knights	64	29	31	4	62	.484	307	317
Winston-Salem Thunderbirds	64	20	41	3	43	.336	228	323

Leading Scorers	GP	G	A	PTS
Stan Drulia, Knoxville	64	63	77	140
Dan Gauthier, Knoxville	61	41	93	134
Brian Martin, Hampton Roads	54	55	61	116
Trevor Jobe, Nashville	59	49	60	109
Sheldon Gorski, Louisville	62	51	53	104

Goaltending Leaders	GP	MIN	GAA	W	L	T	GA	SA	S%
Dean Anderson, Knoxville	29	1625	2.95	23	3	2	80	797	.909
Olaf Kolzig, Hampton Roads	21	1248	3.41	11	9	1	71	572	.890
Mike Greenlay, Knoxville	29	1725	3.76	17	9	2	108	841	.886
Nick Vitucci, Greensboro	41	2225	3.83	22	16	2	142	1252	.898
Wayne Cowley, Cincinnati	30	1680	3.86	19	9	2	108	921	.895

1989-90 YEAR IN REVIEW

	GP	W	L	T	PTS	PCT	GF	GA
Erie Panthers	60	38	16	6	82	.683	357	251
Winston-Salem Thunderbirds	60	38	16	6	82	.683	312	257
Virginia Lancers	60	36	18	6	78	.650	261	218
Greensboro Monarchs	60	29	27	4	62	.517	263	283
Hampton Roads Admirals	60	29	29	2	60	.500	252	267
Nashville Knights	60	26	30	4	56	.467	248	289
Johnstown Chiefs	60	23	31	6	52	.433	233	291
Knoxville Cherokees	60	21	33	6	48	.400	230	300

Scoring Leaders	GP	G	A	PTS
Bill McDougall, Erie	57	80	68	148
Len Soccio, Winston-Salem	60	51	62	113
Joe Ferras, Winston-Salem	49	45	63	108
Trent Kaese, Winston-Salem	57	56	51	107
Martin Bergeron, Erie	59	30	58	88

Goaltending Leaders	GP	MIN	GAA	W	L	T	GA	SA	S%
Alain Raymond, Hampton Roads	31	2048	3.60	17	12	1	123	1014	.892
Steve Averill, Knoxville	14	755	3.74	6	5	1	47	398	.894
Paul Cohen, Winston-Salem	18	1058	3.86	12	4	1	68	601	.898
Mike Jeffrey, Johnstown	14	755	3.89	5	6	1	49	395	.890
Kenton Rein, Winston-Salem	24	1353	3.90	16	6	1	88	809	.902

1988-89 YEAR IN REVIEW

	GP	W	L	T	PTS	PCT	GF	GA
Erie Panthers	60	37	20	3	77	.642	327	256
Johnstown Chiefs	60	32	22	6	70	.583	295	251
Knoxville Cherokees	60	32	27	1	65	.542	266	286
Carolina Thunderbirds	60	27	32	1	55	.458	266	329
Virginia Lancers	60	22	30	8	52	.433	266	298

Leading Scorers	GP	G	A	PTS
Daryl Harpe, Erie	60	38	84	122
Tom Sasso, Johnstown	60	36	65	101
Rob Hrytsak, Johnstown	56	40	49	89
Doug Stromback, Erie	53	40	45	85
Mike Chighisola, Virginia	59	45	38	83
Scott Johnson, Knoxville	56	28	55	83

Goaltending Leaders	GP	MIN	GAA	W	L	T	GA	SA	S%
Scott Gordon, Johnstown	31	1839	3.82	18	9	3	117	931	.888
Paul Kenny, Erie	34	1877	4.12	17	13	2	129	757	.854
Tony Mongillo, Erie	31	1726	4.17	20	7	1	120	824	.873
Lance Carlson, Johnstown	25	1447	4.23	11	10	3	102	805	.888
Steve Averill, Johnstown	31	1703	4.30	12	11	5	122	925	.883

SECTION 5 OFFICIALS



Photo courtesy Getty Images

There were 37 former ECHL officials who worked as part of the NHL officiating team in 2019-20, including **Wes McCauley** (above), who was selected to work the Stanley Cup Final for the eighth consecutive season. Joining him in the Final were former ECHL referees **Francis Charron** and **Dan O'Rourke** and former ECHL linesmen **Steve Barton** and **Matt MacPherson**.

Major Rule Changes

1988-89

ECHL adopts use of NHL rulebook to govern on-ice play.

1990-91

The goal lines, blue lines, defensive zone face-off circle and markings all moved one foot out from the end boards.

1991-92

Crease changed to semi-circular configuration. Time clock to record tenths of a second in last minute of each period and overtime. Major and game misconduct penalty for checking from behind into boards.

1992-93

No substitutions allowed in the event of coincidental minor penalties called when both teams are at full strength. Minor penalty for attempting to draw a penalty ("diving").

1993-94

High sticking redefined to allow goals scored with a high stick below the height of the crossbar of the goal frame.

1995-96

Overtime period eliminated from game. If a game is tied at the end of regulation, it will be decided by a shootout.

1996-97

Maximum stick length increased to 63 inches. High sticking redefined to include any use of the stick above shoulder-height. All players must be clear of the attacking zone prior to the puck being shot into that zone. The opportunity to "tag-up" and return into the zone has been removed. A player who instigates a fight in the final five minutes of regulation time will receive a minor, a major, a misconduct and an automatic one-game suspension.

1998-99

Goal crease altered to extend one foot beyond each goal post (eight feet across in total). Sides of crease squared off, extending 4'6". Only the top of the crease remains rounded.

1999-2000

Crease rule revised to implement a "no harm, no foul" standard.

2001-02

Teams to play with four skaters and a goaltender in regular-season 5-minute overtime. If a goal is scored in regular-season overtime, the winner is awarded two points and the loser one point. If no goal is scored in overtime then a shootout will occur.

2002-03

"Hurry-up" face-off and line-change rules implemented. "Tag-up" off-side rule reinstated.

2003-04

All players are required to wear a visor. Maximum length of goaltender pads set at 38 inches.

2004-05

Ten-minute misconduct removed for player deemed to be the instigator of an altercation.

2005-06

Center red line eliminated for two-line passes. Goaltender not permitted to play the puck outside a designated trapezoid-shaped area behind the net. A team that ices the puck will not be permitted to make any player substitutions prior to the ensuing faceoff. The size of goaltender equipment has been reduced by approximately 11 percent. If a defending player from his defending zone shoots the puck directly out of the playing surface (over the glass) a penalty will be assessed for delaying the game. This rule was modified in 2006-07.

2006-07

If a defending player, from his defending zone, shoots the puck directly out of the playing surface, his team will not be permitted to make any player substitutions prior to the ensuing face-off. The penalty Gross Misconduct is eliminated from rulebook. All penalties that would have warranted gross misconducts are now called as game misconducts.

2008-09

When players are penalized at a stoppage of play so as to result in penalties being placed on the penalty time clock to one team, the ensuing face-off shall be conducted at one of the two face-off spots in the offending team's end zone. The Linesman may stop play and report to the Referee when it is apparent that an injury has resulted from a high-stick that has gone undetected by the Referee. When the puck hits the goal frame, goal post or crossbar and goes out of play the ensuing face-off shall take place at one of the end zone face-off spots in the zone where the puck went out of play. An automatic game misconduct will be assessed to players whose elbow pads are removed other than through the actions of his opponent during an altercation. A player who receives his third aggressor game misconduct will result in an automatic two game suspension. This suspension will increase by two games for each subsequent aggressor game misconduct.

2010-11

A lateral or blind side hit to an opponent where the head is targeted and/or the principle point of contact is not permitted. An automatic game misconduct penalty shall be assessed whenever a major penalty is assessed under this rule. The Referee, at his discretion, may assess a match penalty if, in his judgment, the player attempted to or deliberately injured his opponent with an illegal check to the head. If deemed appropriate, supplementary discipline can be applied by the League Office at its discretion.

2011-12

The ECHL adopts the 'Attainable Pass' icing standard in conjunction with no-touch icing. Under this icing standard, the Linesman shall have discretion to wave off apparent icing infractions on attempted passes if those passes are deemed receivable (attainable). In order for the Linesman to wash out the icing for this reason, the receiving player's stick must be on the attacking side of the center red line.

The ECHL also will follow the NHL standard for Boarding (Rule 41) and Head Shots (Rule 48).

2012-13

Anytime a player places his hand over the puck while it is on the ice in order to conceal it from or prevent an opponent from playing the puck, a minor penalty shall be assessed for "closing his hand on the puck." When this is done in his team's goal crease area, a penalty shot shall be assessed (67.4) or a goal awarded (67.5).

A minor penalty shall be imposed on a player who, while play is in progress, picks up the puck off the ice with his hand.

A two-referee system will be in use for all games in the Conference Finals and the Kelly Cup Finals.

2013-14

A two-minute minor penalty will be assessed to any player who removes his helmet prior to the start of a fight.

2014-15

The ECHL adopts hybrid icing. The hybrid-icing system allows the linesman to blow the play dead and call an automatic icing if he determines that the puck will cross the goal line and the defending player is not behind in the race to the end-zone faceoff dots in his defensive zone. The faceoff would go to the far end of the ice. If the attacking player is leading the race, the linesman is supposed to allow the play to continue.

Teams will start overtime of all regular-season games in the opposite end they started the game.

2015-16

Overtime will consist of five minutes of "sudden death" in a 3-on-3 format. If neither team scores during the overtime period, the game will proceed to a shootout. The number of shooters per team in the shootout has been reduced to three. After each team has taken three shots, if the score remains tied, the shootout will proceed to a "sudden death" format.

The "spin-o-rama" move has been eliminated from the shootout. Should a player score a goal in the shootout while making such a move, the goal will not be allowed.

The distance of the hash marks on the end-zone faceoff circles is increased to 5 feet, 7 inches.

Two referees will be used for all games in the Kelly Cup Playoffs.

2016-17

A team is not permitted to call a time-out following an icing violation.

2018-19

Video replay for goal review is tested in Idaho, Kalamazoo, Toledo and Worcester

2019-20

Video replay review is expanded to include all 26 of the ECHL's cities.

Overtime in the regular season is extended from five minutes to seven minutes.

** Please refer to the ECHL Rulebook for clarity on all situations.*

Ryan Birmingham Award

The award honors an On-Ice Official for his contributions and dedication to the league officiating staff and is determined in voting of ECHL On-Ice Officials. It is named in honor of ECHL linesman Ryan Birmingham, who tragically lost his life in an automobile accident in May 2007.

Birmingham began his officiating career when he was 12 years old in the Southgate Minor Hockey Association and worked his way into the USA Hockey Junior Officiating Development Program in 2003. Birmingham was hired as a full-time linesman by the ECHL in 2006 and worked 83 games in the regular season and four games in the Kelly Cup Playoffs, including his final game, Florida at Charlotte on April 17, 2007.

Ryan Birmingham Award Winners

2020 - Andrew Bruggeman
2019 - Patrick Richardson
2018 - Charlie O'Connor
2017 - Scott DeBaugh
2016 - Camden Nuckols and Butch Mousseaux
2015 - Scott Senger
2014 - Travis Jackson
2013 - Brad Phillips
2012 - Jason Rollins
2011 - Paul Carnathan
2010 - Ray King
2009 - Michel Voyer
2008 - David Jones

ECHL OFFICIALS

Officiating Development Coaches

Paul Carnathan	Ted Murphy	Jerry Pateman
Jordan Crowell	Ryan Murphy	Brad Phillips
Pat Kelly	Tim Nowak	Jason Rollins
Jamie Koharski		

Referees

2 J.R. Stragar	15 Stan Szczurek	26 Alex Normandin
3 Dominic Cadieux	16 Jake Jackson	27 Cameron Fleming
4 Sean MacFarlane	17 Stephen Reneau	29 Logan Gruhl
5 Steven Sailor	18 Eric Krasnichuk	30 Mathieu Menniti
6 Jeremy Tufts	20 Jake Rekucki	31 Nolan Bloyer
7 Riley Yerkovski	21 Sean Fernandez	32 Kyle Lekun
10 Brett Roeland	22 Sam Heidemann	35 Carter Sandlak
11 Alexander Ross	23 Marc-Olivier Phaneuf	37 Zane Stout
13 Ryan Harrison	24 Andrew Wilk	38 Trevor Wohlford
14 Casey Terreri	25 Andrew Bruggeman	

Linesmen

40 Ross Coll	61 James Johnstone	82 Patrick Richardson
40 Brandon Gormley	62 Chris Williams	83 Kyle Flood
41 C.J. Murray	62 Riley Page	83 Evan Knox
41 Mitchell Hunt	63 Andre Grougrou	84 Zachary Roberts
42 Cole Ruwe	63 Matt Fox	84 Brendon Wormley
43 Charlie O'Connor	64 Brian Bull	85 Logan Bellgraph
44 Tyler Mackereth	64 Ken Radolinski	85 Matthew Hallock
44 Adam Wood	65 Daniel Iulinallo	86 Matt Brady
45 Sean D'Loughy	65 Logan Wetekamp	86 William Nevins
45 Eric Frank	67 Scott DeBaugh	87 Shane Gustafson
46 Sam Schildkraut	68 Randy Dengler	87 Kollin Kleinendorst
46 Joe Sherman	68 Logan Berkowitz	88 Sam Rankin
47 Michael Miggans	70 Judd Ritter	88 Tarrington Wyonzek
47 Sheldon Keough	70 Darryl Butt	89 Brady Fagan
48 Jason Leisten	71 Daniel Huntington	89 Chris Wilson
48 Trent Williams	71 Jason LaHaie	90 Kilian McNamara
49 Andrew Collins	72 Tyler Loftus	90 Davids Rozitis
49 Nathan Frechette	72 Scott Lawson	91 Cade Bloomerader
50 Jason Lortie	73 Phil Ruesseler	91 Jake Davis
50 Christopher Provost	73 Trevor Waite	92 Ben Shiley
51 Aaron Schacht	74 Marc-Antoine Beaulieu	92 Joe Maynard
51 JP Waleski	74 Shane Kanaly	93 Mark Day
52 Stephen Drain	74 Tannum Wyonzek	93 Jordan Knox
52 Colin Gates	75 Richard Jondo	94 Kyle De Coste
53 Robert Griffin	75 Jim Vail	95 Andy Bethmann
53 Tim Lyons	76 Daniel Barnes	95 Dustin McCrank
54 Ryan Bray	76 Chad Fuller	96 James McKenna
54 Matt Ceko	77 Brent Colby	96 Tony Pizzutelli
55 Derek Howard	77 Billy Gubelman	96 Ryan Robinson
55 Karl von Haasl	78 A.J. Potvin	97 Charles Schamel
56 Scott Senger	78 Jordan Solomon	97 Denny Urban
56 Matt Wylid	79 Nicholas Bet	98 Terry Wicklum
57 Brian Lambert	79 Cameron Dykstra	
58 William Kingdon	80 Addison Brush	
58 Craig Peterson	80 Ross Crimaldi	
59 C.J. Hallman	81 Guillaume Brunelle	
61 Dan Kovachik	81 Michael Coleman	

SECTION 6 AWARDS



Photo courtesy Toledo Walleye

Josh Kestner of the Toledo Walleye was named the ECHL Most Valuable Player for the 2019-20 season. Kestner led the league in scoring with 73 points and had a league-high 33 goals, while he was tied for seventh with 40 assists and ranked second with 212 shots on goal. His eight power-play goals were tied for seventh in the league and he had at least one point in 46 of his 58 games this season.

ECHL Hall Of Fame



In conjunction with the celebration of its 20th Anniversary in 2007-08, the ECHL announced the formation of the ECHL Hall of Fame.



Class of 2020

The third-longest tenured professional hockey league, behind only the National Hockey League and the American Hockey League, the Premier 'AA'



Class of 2019

Hockey League has grown from five teams in four states in 1988-89 into a coast-to-coast league with 26 teams playing in 19 states and two Canadian provinces in 2020-21.

The inaugural class of inductees were league founder Henry Brabham, first league commissioner Patrick J. Kelly, five-time ECHL champion Nick Vitucci and seven-time All-Star defenseman Chris Valicevic.

The Class of 2020 included former ECHL players Jared Bednar, Dany Bousquet, Derek Clancey and Glen Metropolit.

Hall of Fame members will be selected in four categories: Player, Developmental Player, Builder, and Referee/Linesman. Players must have concluded their career as an active player for a minimum of three playing seasons, though not continuous or full seasons. Developmental Players must have begun their career in the ECHL and went on to a distinguished career in the NHL, playing a minimum of 260 regular season games in the NHL, AHL and ECHL. Builders may be active or inactive whereas Referee/Linesman must have concluded their active officiating career for a minimum of three playing seasons.



Class of 2018



Class of 2017

No more than five candidates may be elected to the ECHL Hall of Fame each year with no more than three Players, one Developmental Player, two Builders and one Referee/Linesman. The Builder and the Referee/Linesman categories are dependent upon the number of candidates in the Player category.

The nomination and/or selection of candidates is determined by the Hall of Fame Selection Committee and its Chairman Patrick J. Kelly.

Only members of the Selection Committee, the Board of Governors, teams or persons affiliated with the ECHL may submit official nominations which must be made in writing to the league office. Fans are encouraged to contact their team to propose names for nomination.



Class of 2016

Class of 2020



Jared Bednar had a 15-year association with the ECHL as a player, assistant coach and head coach. He was the first person to win three Kelly Cup titles, capturing titles as a player with South Carolina in 1997 and 2001, and one as the Stingrays' head coach in 2009. He suited up in 434 career games with Huntington and South Carolina, totaling 173 points (43g-130a) and 1,210 penalty minutes. After retiring following the 2001-02 season, he joined the Stingrays' coaching staff in 2002-03, and was named the team's head coach prior to the 2007-08 season. In two seasons as South Carolina's head coach, he went 89-45-9, leading the Stingrays to the 2008 American Conference Finals before winning the Kelly Cup title the following season. Bednar led Lake Erie to the American Hockey League Calder Cup championship in 2016, joining Bruce Boudreau as the only coaches to win both an ECHL and AHL title.

Dany Bousquet put up an impressive 550 points in just 389 career ECHL games over six full seasons with Birmingham and Pee Dee. He took the league by storm in his rookie season, capturing ECHL Rookie of the Year honors, being named to the All-ECHL Second Team and finishing third in the league scoring race, with 107 points (54g-53a) in 68 games with Birmingham. He scored at least 35 goals in each of his six seasons, earned a spot on the All-ECHL First Team in 2000-01 and was named to the ECHL All-Star Game in 1998, 2000 and 2001. Bousquet ranks 10th in ECHL history with 254 goals, is tied for 16th with 550 points and is 30th with 296 assists.



Derek Clancey spent all but 50 games of his 441-game professional career in the ECHL, totaling 524 points (157-367a) over eight seasons with Winston-Salem, Erie, Toledo, Columbus and Chesapeake. He is tied for seventh in league history in assists while ranking 23rd all-time in points. He is tied for the most assists in a single game in ECHL history, recording seven helpers for Columbus on Jan. 13, 1996 against Johnstown. After completing his playing career following the 1998-99 season he immediately joined the coaching ranks, and went on to compile a 180-136-42 record in six seasons with Jackson and Reading, advancing to the Kelly Cup Playoffs in each season. Clancey is in his 13th season in the front office of the NHL's Pittsburgh Penguins, and prior to the 2019-20 season was promoted to the club's director of player personnel.

Glen Metropolit played his first two professional seasons in the ECHL, tallying 61 points (30g-31a) in 58 games with Nashville in 1995-96 and adding 82 points (35g-47a) in 54 games with Pensacola the following season. After spending the next two seasons in the International Hockey League, he made his NHL debut with the Washington Capitals during the 1999-00 season and went on to record 159 points (57g-102a) in 407 career NHL games with Washington, Tampa Bay, Atlanta, St. Louis, Boston, Philadelphia and Montreal. Metropolit also spent extensive time in Europe, appearing in 458 career games in various leagues in Switzerland, Germany and Austria.




Class of 2019



Jim Bermingham enjoyed a nine-year career in the ECHL, appearing in 500 games with Toledo, Wheeling, Huntington, Jackson and Pensacola. He ranks 10th in ECHL history with 588 points, 11th with 362 assists and tied for 15th with 226 goals. Bermingham scored at least 29 goals in five of his nine ECHL seasons, and over the course of his career, he was selected to play in three ECHL All-Star Games (1996, 1998 and 1999) which is tied for the fifth most in league history.

Alex Hicks began his professional career in the ECHL with the Toledo Storm in 1992-93, and recorded 140 points (57g-83a) in 112 games over two seasons. He was part of the Storm's Riley Cup championship teams in both 1993 and 1994, tallying 35 points (15g-20a) in 30 postseason contests. Hicks made his National Hockey League debut with the Anaheim Mighty Ducks in 1995-96 and posted 79 points (25g-54a) in 258 career NHL games with Anaheim, Pittsburgh, San Jose and Florida. He spent the final six years of his playing career in Germany in the DEL, and is currently an assistant coach at Arizona State University.



Rick Judson stands 21st in ECHL history with 213 goals and 31st with 488 points in 525 career games with Toledo and Greenville over 11 seasons from 1991-2006. He ranks as one of the top postseason performers in league history, ranking 13th all-time with 72 playoff points in just 57 postseason contests, while capturing Riley Cup titles with Toledo in 1993 and 1994. He was named Most Valuable Player of the 1993 Riley Cup Playoffs after posting 23 points (7g-16a) in 16 games.

Brian McKenna is the longest-serving Commissioner in ECHL history, holding the role for 16 seasons from the 2002-03 season through 2017-18. During his tenure, the ECHL became the only "AA" league in hockey, through absorbing members of the former West Coast Hockey League in 2003-04 and the Central Hockey League in 2014-15. In his first season as Commissioner, the ECHL changed its focus to become the primary developmental league for the NHL and AHL. Since that time, over 450 players have gone on to play in the NHL after playing in the ECHL. Prior to being named Commissioner, McKenna was Executive Vice President and General Manager of the Trenton Titans from their founding and was named ECHL Executive of the Year following the Titans' inaugural season in 1999-2000, a season that saw the team average over 7,000 fans per game and advance to the Northern Conference Finals.



Class of 2018



Steve Chapman began his involvement with the ECHL in 1992, when he was hired as a sales executive with the Birmingham Bulls. Three years later, he was offered, and accepted, the General Manger position for the Mobile Mysticks, who brought professional hockey to Mobile, Alabama for the first time. In 2001, he played in integral role in relocating the team to Gwinnett County, Georgia, where the Gladiators began play in the 2003-04 season. The team reached the playoffs in each of their first six seasons in Atlanta, and finished in the top six in League attendance five times in their first six seasons. Chapman served as Chairman of the ECHL Board of Governors for nine seasons from 2005-06 through 2014-15, and is the only person to win the ECHL Executive of the Year award in back-to-back seasons, doing so in 2005-06 and 2006-07. He departed the Gladiators following the 2014-15 season and is currently the Group VP, Brand, Community & Partnership Development for the National Hockey League's St. Louis Blues.

Sam Ftorek spent 15 seasons of his 18-year professional playing career in the ECHL, culminating in setting the League's all-time games played record with Kalamazoo in 2014-15. He set the record on Dec. 13, 2014, breaking the previous mark of 789 which was held by 2010 ECHL Hall of Fame inductee Cam Brown, and ended his career having appeared in 859 career ECHL games. Ftorek is tied for seventh in ECHL history with 367 career assists, 15th with 556 career points and 30th with 189 career goals. He earned a spot on the All-ECHL First Team, and was runner-up for the League's Defenseman of the Year award in 2013-14, when he posted 47 points (13g-34a) in 70 games with the Kalamazoo Wings.




Jason Saal became just the fourth goaltender to be selected for induction into the ECHL Hall of Fame. He ranks second among goaltenders in ECHL history with 455 career games, is fourth with 20 shutouts, and is fifth with 19,858 minutes played and 173 wins. He won 20 or more games five times in his ECHL career, which ranks third all-time in League history and he is one of just six goaltenders to have posted at least four consecutive seasons of at least 20 wins, doing so from 2000-01 through 2003-04. He also holds a record that may never be broken among ECHL goaltenders, as he posted a three-assist game for the Augusta Lynx on Dec. 12, 2003 against Greenville, becoming the first, and to this point only, goaltender in League history to record a three-point game.

Class of 2017



T. Paul Hendrick has served as the ECHL's General Counsel since the 1994-95 season. He began his association with the ECHL during the League's inaugural season in 1988-89 when he represented the Carolina Thunderbirds. He continued to serve as counsel for the Thunderbirds after their move to Wheeling in 1992, and also represented the Raleigh IceCaps upon their entrance to the ECHL in 1991. Hendrick has been instrumental in the guidance and foundation of building the league including the acquisition of expansion teams from the former West Coast Hockey League in 2002 and the Central Hockey League in 2014 and has played a significant role in League structure, governing documents and labor relations. In addition to representing the ECHL, Hendrick has also represented NASCAR; Kyle Petty, Richard Petty and Petty Enterprises; various NFL players, including Tony Dorsett; and the property ownership trust of the Atlanta Falcons. He is a current member and past chairman of the Sports and Entertainment Section of the North Carolina Bar Association.

Rick Kowalsky enjoyed a 10-year playing career in the ECHL, appearing in 516 career games with Hampton Roads, Roanoke and Trenton. He is tied for 34th all-time in League history in games played while ranking 19th with 221 goals, 23rd with 329 assists and tied for 16th with 550 points. He participated in a pair of ECHL All-Star Games – in 1995 and 2003 – and enjoyed his best years late in his career, earning All-ECHL First Team honors with Roanoke in 2001-02 and earning a spot on the All-ECHL Second Team in 2002-03. Kowalsky also enjoyed considerable postseason success, scoring 32 goals, which is tied for seventh in ECHL playoff history, and adding 30 assists in 68 postseason games. He ended his playing career by captaining Trenton to the 2005 Kelly Cup title, then returned to the Titans in 2006-07 as the team's head coach, going 138-122-28 over four seasons and winning the John Brophy Award as ECHL Coach of the Year in 2009. He was named head coach for Albany of the AHL in 2010-11, and in 2015-16, joined Claude Noel as the only two individuals to win Coach of the Year honors in both the ECHL and AHL. Prior to the 2018-19 season, Kowalsky was named an assistant coach with the National Hockey League's New Jersey Devils.



Brad Phillips ranks as one of the best on-ice officials to ever work in the ECHL. The linesman worked 15 years in the League, and is one of just three officials – along with 2011 ECHL Hall of Fame inductee Joe Ernst and former linesman Norm Eberle – to work at least 1,000 ECHL games. He was selected to work the 2001 ECHL All-Star Game in Arkansas, and he served as a linesman during nine Kelly Cup Finals, the most of any linesman in ECHL history. Following the 2012-13 season, he received the Ryan Birmingham Memorial Award in a vote of his fellow on-ice officials. The award honors an official for his contributions and dedication to the league officiating staff and is named in honor of ECHL linesman Ryan Birmingham who tragically lost his life in an automobile accident in May 2007. He becomes only the second on-ice official to be inducted into the ECHL Hall of Fame.

Class of 2016



Daniel Berthiaume appeared in 364 games over a nine-year ECHL career with the Wheeling Thunderbirds, Roanoke Express and Greensboro Generals. He ranks fifth all-time among League goaltenders in games played while his 201 career wins are third and his 18 shutouts are fourth all-time. During the 1994-95 season with Roanoke, he put together a personal 13-game winning streak, which stood as the ECHL record for 20 seasons. Seven times in his nine ECHL seasons, Berthiaume won 20 or more games, which is tied with 2008 ECHL Hall of Fame inductee Nick Vitucci for the most 20-or-more win seasons in League history. He earned a spot on the All-ECHL Second Team in 1999-2000 when he finished fourth in the League with a .918 save percentage and fifth with a 2.48 goals-against average. A third-round selection (60th overall) of the Winnipeg Jets in the 1985 NHL Entry Draft, Berthiaume appeared in 215 career NHL games with the Jets, Minnesota North Stars, Los Angeles Kings, Boston Bruins and Ottawa Senators prior to joining Wheeling in the 1994-95 season.

Craig Brush helped to found the ECHL's Florida Everblades and Hertz Arena along with partners Peter Karmanos and Thomas Thewes in 1998. He has served as the team's President and General Manager since inception and he oversees all aspects of both the hockey club and the sports complex. In their first 20 seasons, the Everblades welcomed over four million fans, placing in the top 10 of ECHL attendance in every season, including leading the league for five consecutive seasons from 2000-01 through 2004-05. Florida has reached the Kelly Cup Finals four times, capturing the title in 2012. He served as the Chairman of the ECHL Board of Governors for three seasons from 2003 through 2006.



Allan Sirois enjoyed an 11-season career in the ECHL, suiting up in 687 career games with Baton Rouge, Jacksonville, Pee Dee, Greenville and Texas. He sits fifth all-time in League history in games played while ranking 12th with 249 goals, tied for 15th with 345 assists and ninth with 594 points. He participated in a pair of ECHL All-Star Games, and took home Most Valuable Player honors at the 2002 game in Trenton when he scored two goals and added an assist. Sirois enjoyed most of his success in Pee Dee, ranking as the all-time leading scorer in Pride history with 432 points (176g-256a) in 486 games. He enjoyed his best statistical season in 1998-99 when he finished seventh in the league with 84 points (35g-49a) earning a spot on All-ECHL Second Team and helping Pee Dee to the Brabham Cup as ECHL regular-season champions.

Class of 2015



Darren Colbourne played 421 games over seven seasons in the ECHL with Dayton, Richmond, Raleigh and Augusta. He ranks fifth in League history with 323 goals and 14th with 567 points while his 0.77 goals-per-game average ranks third all-time. Twice during his career, he scored 69 goals in a season – 1991-92 with Dayton and 1993-94 with Richmond – which ranks as the third-most in a single season in ECHL history. He owns third (26 in 1991-92) and fourth (25 in 1993-94) place in League history for most power-play goals in a season, and his six hat tricks in 1991-92 are the third best in a single season. Colbourne scored 40 or more goals four times in his ECHL career, including three seasons of at least 50 goals, which is tied for the most in history. He was named the ECHL Rookie of the Year and earned a spot on the All-ECHL First Team in 1991-92 after posting 119 points (69g-50a) in 64 games with Dayton and earned a spot on the All-ECHL Second Team in 1993-94.

Louis Dumont is the ECHL's all-time leader with 566 assists and 891 points and is third all-time with 771 games played and is tied for third with 325 goals. He made his pro debut in the ECHL with Tallahassee and Wheeling in 1994-95 and went on to play 12 seasons in the League. Dumont captured the ECHL scoring title with Pensacola in 2001-02, recording 102 points (32g-70a) in 72 games on his way to earning a spot on the All-ECHL First Team. He also represented the Ice Pilots in the 2002 ECHL All-Star Game, where he picked up a pair of assists and won the Fastest Skater competition. Dumont also enjoyed postseason success, as he is tied for 19th all-time with 38 postseason assists and tied for 23rd with 74 postseason games played.



Scott Sabatino worked in the ECHL League Office for 12 years from 1995 through 2006, serving as the League's Executive Vice President and Chief Operating Officer for the final six seasons of his tenure. During his time with the ECHL, Sabatino oversaw all areas of business operations for the League while working closely with team ownership and management on risk management programs, initiating the annual review and reporting project, overseeing league-wide scheduling and other League programs. Sabatino joined the Pac-10 Conference in November 2006 as Associate Commissioner for Business and Finance and in 2010, was hired as Director of Finance for the San Francisco 49ers, where today he is the Vice President of Finance.

Carl Scheer enjoyed over 20 years of experience as an ECHL team executive. He first joined the League in 1993-94, when the Charlotte Checkers joined the ECHL as an expansion team. It was the first time professional hockey had called Charlotte home in over 15 years, and the team was a nearly instant success drawing over 8,100 fans per game in its inaugural season. Charlotte finished in the top four in ECHL attendance in each of its first four seasons and went on to capture the Riley Cup championship in 1996. Scheer, who served as the Chairman of the ECHL Board of Governors for several seasons in the 1990s, developed the BI-LO Center in downtown Greenville and brought the Greenville Grrrowl into the ECHL for the 1998-99 season. The Grrrowl averaged over 9,200 fans per game in their first season, and still hold three of the nine largest single-game crowds in ECHL history.



Class of 2014



James Edwards served as President for the Johnstown Chiefs from the 1995-96 season through 2002-03. He was the Chairman of the ECHL Board of Governors for four seasons from 1999-2000 through 2002-03. Edwards was instrumental in helping to keep the last remaining original ECHL team in its same city as the League continued to expand into larger markets and served as the Chairman of the Board as the ECHL approved expansion to include seven markets in the western United States for the 2003-04 season, making the League a coast-to-coast league.

Wes Goldie is the ECHL's all-time leader in career goals with 370, breaking the previous mark of 368 held by 2009 Hall of Fame inductee Rod Taylor, and he ranks fourth in League history with 697 games played over 11 seasons with Pee Dee, Victoria and Alaska. He shares with Taylor the ECHL record for most 30-or-more goal seasons with eight, and he shares the league mark for most consecutive 30-plus goal seasons with six from 2006-07 through 2011-12. Goldie also had success in the Kelly Cup Playoffs, as he ranks fifth all-time in postseason games played with 84, third with 36 postseason goals and fifth with 78 points. He enjoyed perhaps his best season in 2010-11 with Alaska, earning ECHL Most Valuable Player honors with 83 points (46g-37a) in 72 games and adding 14 points (3g-11a) in 13 postseason contests as the Aces captured their second Kelly Cup title in team history.



Al MacIsaac played two seasons in the ECHL with the Hampton Roads Admirals in 1991-92 and 1992-93, scoring 73 points (22g-51a) in 95 career games. He was part of the Admirals' 1992 Riley Cup championship team, scoring 10 points (1g-9a) in 14 postseason games and represented the club in the first-ever ECHL All-Star Game in 1993. MacIsaac also won an American Hockey League Calder Cup title with the Cape Breton Oilers in 1993. Following his playing career, MacIsaac became the Admirals' assistant general manager/assistant coach, was promoted to general manager/assistant coach in 1996 and he earned a Kelly Cup championship ring with the club in 1998. MacIsaac is currently in his 19th season in the front office of the National Hockey League's Chicago Blackhawks where he was part of the team's 2010 and 2013 Stanley Cup titles, and is in his ninth season as the club's Vice President of Hockey Operations.

John Spoltore, who passed away in 2010, made his mark on the ECHL Record Book while playing with the Louisiana IceGators from 1995-96 through 2000-01. He scored an amazing 532 points (142g-390a) in just 275 career ECHL games, an average of 1.93 points-per-game, and his 390 assists are tied for the third most in League history. His 1.15 assists-per-game average ranks tops in ECHL history and he fell just one assist shy of tying the League's single-season assist record when he recorded 92 during the 1999-2000 season. He was named to the All-ECHL Second Team in 1997-98 before earning a spot on the All-ECHL First Team in each of the next two seasons. Spoltore represented the IceGators in the 1999 and 2000 ECHL All-Star Games, and he earned a Calder Cup title with the Providence Bruins of the American Hockey League in 1999 after tallying 12 points (6g-6a) in 11 postseason contests.



Class of 2013



David Craievich began playing in the ECHL as a rookie in 1991-92 with the Cincinnati Cyclones, and went on to play 516 games over nine seasons in the league with the Cyclones, Birmingham Bulls and Mobile Mysticks. He ranks third all-time among ECHL defensemen with 123 goals and 467 points while ranking fourth among blue-liners with 344 assists. Twice during his career he scored at least 20 goals, and in 1995-96, he led the expansion Mysticks in scoring with 74 points (23g-51a) in 65 games. Craievich played in three ECHL All-Star Games, and was selected as a starter for the 1994 and 1996 games. He was named to the All-ECHL Second Team in 1993-94, 1995-96 and 1997-98.

Marc Magliarditi became the second goaltender to join the ECHL Hall of Fame. He is tied for the League's all-time lead with 25 career shutouts, ranks second behind 2008 Hall of Fame inductee Nick Vitucci with 217 career wins and is third with 21,154 minutes played. He played in 366 games, which is fourth all-time among goaltenders, with the Columbus Chill, Florida Everblades, Louisiana IceGators, Richmond Renegades and Las Vegas Wranglers. Six times in his ECHL career he won at least 20 games, and his two seasons of 30 or more wins are tied for second all-time.



Steve Poapst is the second inductee in the Developmental Player category. Poapst began his professional career in the ECHL with the Hampton Roads Admirals in 1991-92, scoring 28 points (8g-20a) in 55 regular-season games and adding five points (1g-4a) in 14 postseason games, helping the Admirals to claim their second consecutive Riley Cup championship. He returned to Hampton Roads the following season, tallying 45 points (10g-35a) in 63 games. Poapst made his NHL debut with the Washington Capitals in 1995-96, scoring one goal in three regular-season games, while also seeing action in six games during the Stanley Cup Playoffs. He appeared in 307 career National Hockey League games with Washington, Chicago, Pittsburgh and St. Louis, tallying 36 points (8g-28a). Poapst also registered 205 points (45g-160a) in 498 career games in the American Hockey League with Baltimore, Portland and Norfolk. Following his retirement, he went on to coach three seasons in the United States Hockey League and five seasons in the AHL.

Darren Schwartz arrived in the ECHL during the league's second season in 1989-90 and played eight seasons in the league with the Johnstown Chiefs, Winston-Salem Thunderbirds, Wheeling Thunderbirds, Tallahassee Tiger Sharks and Wheeling Nailers. Schwartz made his biggest mark in the ECHL during Wheeling's inaugural season in 1992-93. He scored a team record 62 goals in 62 games that season, becoming one of just eight players in ECHL history to score at least 60 goals in a single season. He set the ECHL record with a 16-game goal streak, scoring 25 goals from Jan. 14-Feb. 21, 1993; tallied a hat trick in a span of 30 seconds on Dec. 20, 1992; and was named the Most Valuable Player of the league's inaugural All-Star Game with four points (2g-2a). Schwartz ranks seventh in ECHL history with 313 goals, is 13th with 571 points, is tied for seventh with 32 postseason goals and is 14th with 70 postseason points. He was named to the All-ECHL First Team in 1992-93, 1993-94 and 1994-95 and upon his retirement following the 1998-99 season, held the ECHL career record with 490 games played.




Class of 2012



Bill Coffey was one of the driving forces behind the creation of the ECHL. Along with inaugural ECHL Hall of Fame inductee Henry Brabham, Coffey came up with the idea to form the league during the summer of 1988. He was the original owner of the Knoxville Cherokees, and also assisted in establishing the Erie Panthers, giving the league five teams for its inaugural season in 1988-89. He also established one of the ECHL's first expansion teams, the Greensboro Monarchs, who entered the league in 1989-90.

Sheldon Gorski began playing in the ECHL as a rookie in 1990-91 with the Louisville IceHawks, and went on to play eight seasons in the league with the IceHawks, Louisville RiverFrogs, Miami Matadors and Pensacola Ice Pilots. He ranks sixth in ECHL history with 316 goals and 608 points, and is tied for fifth with a 0.67 goals-per game average. Three times during his career, Gorski scored 50 or more goals, including a career-high 56 in 1991-92. He was an All-ECHL Second Team selection in 1990-91 and was named to the All-ECHL First Team in 1991-92. Gorski played in the 1993 and 1998 ECHL All-Star Games, tallying five assists, which is tied for third all-time. He is one of just four players in league history to tally 100 or more points in consecutive seasons (1990-91 and 1991-92).



John Marks ranks as one of the most successful coaches in ECHL history. He joined the league as head coach of the expansion Charlotte Checkers in 1993-94 and won at least 35 games nine times. He posted an all-time record of 491-422-95 in 15 seasons as an ECHL head coach with Charlotte, Greenville, Pensacola and Augusta, and ranks second all-time in games coached (1,008), wins (491) and seasons (15). His teams also excelled during the postseason as he led Charlotte to the 1996 Riley Cup championship and Greenville to the 2002 Kelly Cup championship, joining 2009 ECHL Hall of Fame inductee John Brophy as the only coaches to win both a Riley

Cup and Kelly Cup title. His 10 postseason appearances are second behind only Brophy, while his 45 wins are tied for fifth.

Dave Seitz played in 489 games over eight seasons with the South Carolina Stingrays. He ranks sixth in ECHL history with 384 assists, is 11th with 587 points and is 20th with 217 goals. Seitz was part of South Carolina's 1997 and 2001 Kelly Cup championship teams, and was named Most Valuable Player of the 2001 Kelly Cup Playoffs after leading the postseason with 15 assists and 28 points and tying for the lead with 13 goals. His 73 postseason points are tied for 10th all-time, while his 44 assists are tied for 11th and his 29 goals are tied for 14th. Seitz played in the 1998 and 1999 ECHL All-Star Games, and is tied for third in All-Star history with five career assists.




Bob Woods ranks ninth in ECHL history with 599 games played, and is the all-time leader among defensemen with 159 goals, over 10 seasons with Johnstown, Hampton Roads, Mobile, Tallahassee and Mississippi. He is ninth all-time with 364 assists and his 523 points are 24th all-time. Both marks are second among defensemen, trailing only 2008 ECHL Hall of Fame inductee Chris Valicevic. Woods holds the ECHL record for shots on goal in a game with 17 on March 14, 1998 and was an All-ECHL Second Team selection three times (1996-97, 1998-99 and 2000-01). Woods, who led ECHL defensemen in points in 1996-97 and in goals in 1998-99, was part of Mississippi's 1999 Kelly Cup championship team. Following his retirement as a player, he was head coach of the Sea Wolves from 2001-2005.

Class of 2011



Richard Adams joined the ECHL as Vice President of Business Operations prior to the 1994-95 season. The following season, he was named President/CEO, a position he held through the 2001-02 season. Under his leadership, the League executed its first Collective Bargaining Agreement with the Professional Hockey Players' Association, launched ECHL Properties, unveiled a new logo and launched the official League website, ECHL.com. The League grew from 21 members in 1995-96 to 29 in 2001-02, and moved into 17 markets that had never before had professional hockey. Adams was one of the driving forces behind the addition of six former West Coast Hockey League markets during the summer of 2002.

Phil Berger began playing in the ECHL as a rookie in 1989-90 with Greensboro and played nine seasons in the league with Greensboro, Charlotte, Raleigh and Hampton Roads. He ranks eighth in ECHL history with 599 points, 11th in goals (251) and 14th in assists (348). His 0.69 goals-per-game, 0.95 assists-per-game and 1.64 points-per-game averages are all fourth-best in league history. Berger led the ECHL in scoring with 130 points (60g-70a) in 1991-92 and with 139 points (56g-83a) in 1993-94. He was named to the All-ECHL Second Team and the ECHL Most Valuable Player in 1991-92 and was named to the All-ECHL First Team in 1993-94. Berger is the ECHL's all-time leader in postseason scoring with 117 points, is tied for first with 50 postseason goals and is second with 67 postseason assists. He was a member of two Riley Cup championship teams – Greensboro in 1990 and Charlotte in 1996. Berger played in the first two ECHL All-Star Games in 1993 and 1994 and scored three points (2g-1a).



Luke Curtin made his ECHL debut in 1998-99, and went on to play in 501 games over nine seasons with Baton Rouge, Atlantic City and Fresno. He is fifth in ECHL history with 384 assists and 12th with 577 points. Curtin is second all-time with five ECHL All-Star Game appearances (1999, 2000, 2005, 2006 and 2007) and he was named the Most Valuable Player of the 2006 ECHL All-Star Game with two goals. He was a member of Atlantic City's 2003 Kelly Cup championship team and finished tied for second during the Kelly Cup Playoffs with 20 points (2g-18a). Curtin is fifth in ECHL postseason history with 58 assists and is tied for seventh with 75 postseason points. He was an All-ECHL First Team selection in 2003-04 and 2005-06 and was named to the ECHL All-Decade Team for 2000-2010 in a vote of fans on ECHL.com.



Joe Ernst, who was the first inductee in the Referee/Linesman category, is celebrating his 29th season in the ECHL in 2019-20. Ernst spent 16 seasons as a referee with the ECHL beginning in 1991-92, and after retiring was named Assistant Director of Officiating. He was named Vice President of Hockey Operations prior to the 2011-12 season and was promoted to Senior Vice President of Hockey Operations in 2018. Ernst officiated 1,061 regular-season games and over 200 postseason games, and is the only referee in ECHL history to have worked over 1,000 games. He was a member of the NHL Trainee Program for seven seasons and worked preseason games in the National Hockey League, as well as games in the American Hockey League and International Hockey League. Ernst was selected to work the 1999 ECHL All-Star Game and worked nine ECHL Finals series (1993-1995 Riley Cup Finals and 2002-2007 Kelly Cup Finals).



Class of 2010



Cam Brown retired as the ECHL all-time leader, and currently ranks second, with 789 regular-season games and is the all-time leader with 2,425 penalty minutes. He played 13 seasons in the ECHL beginning in 1991-92 and ranks 24th with 206 goals, 29th with 499 points and 33rd with 293 assists. He retired in 2002-03 to serve as head coach of Baton Rouge, but returned to the ice in 2003-04 and spent three seasons as a player/assistant coach for Gwinnett. He also played two seasons with Columbus (Ohio), three seasons with Erie and six seasons with Baton Rouge while also playing in the American Hockey League and the International Hockey League. He played one game in the National Hockey League as a rookie with Vancouver in 1990-91 and had seven penalty minutes. Brown was honored after the 2005-06 season by the Gladiators who created a replica of his locker with gear and sweater in a glass case on the concourse of The Arena at the Gwinnett Center.

E.A. "Bud" Gingher, who passed away in 2002, co-founded the Dayton Bombers in 1991 and served as President and Governor until he sold the team in 1998. He was Chairman of the ECHL Board of Governors from 1992-95 and is a member of both the Dayton Hockey Hall of Fame and the Peoria Rivermen Hockey Hall of Fame. The club that advances to the Kelly Cup Finals as the winner of the Eastern Conference is presented with the E.A. "Bud" Gingher Memorial Trophy. Dayton was the inaugural recipient of the trophy after its renaming and the Bombers captured it again in 2006-07.



The first inductee in the Developmental Player category, **Olaf Kolzig** was 11-9-1 and ranked third in the ECHL with a 3.41 goals-against average in 21 regular-season games and 1-2-0 with a 4.66 goals against average in three postseason games with Hampton Roads in 1990-91. In 1991-92 with Hampton Roads, Kolzig led the ECHL in the regular season with a .914 save percentage while going 11-3-0 with a 2.90 goals-against average in 14 regular-season games. He was selected as an NHL All-Star in 1998 and 2000 and became the first former ECHL player to win the Vezina Trophy in 1999-2000. Kolzig appeared in 719 career NHL games and ranks 21st all-time with 303 wins while posting 35 shutouts and having a goals-against average of 2.71 and a save percentage of .906. He played his first 15 NHL seasons with Washington where he was 301-293-86 with 35 shutouts and a 2.70 goals-against average in 711 regular season games and 20-24 with six shutouts and a goals-against average of 2.14 in 45 play-off games. He led the Capitals to the Stanley Cup Finals in 1997-98 registering four shutouts and a goals-against average of 1.95. He had 41 wins, five shutouts and a goals-against average of 2.24 in 1999-2000 earning a selection to the NHL All-Star Game and First Team All-NHL while winning the Vezina Trophy.

Darryl Noren began playing in the ECHL as a rookie in 1990-91 with Greensboro and played 10 seasons including his final six with the Charlotte Checkers. He ranks third in ECHL history with 685 points, tied for third with 390 assists, eighth with 295 goals and 24th with 549 games. He finished his career in 1999-2000 as the ECHL all-time leader in games, assists and points. Noren scored 30-or-more goals five times including a career-high 46 in 1994-95. He tied the ECHL record with three consecutive three-or-more goal games in December of 1994 and had seven games with three-or-more goals in 1994-95. He helped the Checkers capture the Riley Cup Championship in 1996 and had 41 points (18g-23a) in 48 postseason games. He was selected to the 15th Anniversary All-ECHL Team in voting by coaches, players, front office personnel and media from the first 15 years of the ECHL and was inducted into the inaugural class of the Charlotte Hockey Hall of Fame in 2008. He was chosen to play in the ECHL All-Star Game in 1995, 1997 and 1998.



Class of 2009



John Brophy won a record three ECHL titles with Hampton Roads in 1991, 1992 and 1998. He coached at all levels of professional hockey, including the National Hockey League, and his more than 1,000 coaching victories rank him second all-time to Scotty Bowman. He retired as the ECHL leader for regular season games (882), regular season wins (480) and years coached (13). He holds the league records for postseason wins (55), postseason appearances (11) and championships (3) while ranking second in postseason games coached (94). The ECHL Coach of the Year award is named in his honor.

Blake Cullen was the founder and owner of the Hampton Roads Admirals for the team's first seven seasons in the ECHL. The Admirals advanced to the playoffs every year and won back-to-back Riley Cup championships in their second and third seasons. Hampton Roads drew more than 1.8 million fans during his tenure and led the league in attendance in 1989-90 and 1992-93 while ranking among the attendance leaders every year.



Tom Nemeth won the ECHL Defenseman of the Year award three times and was selected First Team All-ECHL three years. He holds the ECHL records for assists and points by a defenseman in a season with 82 assists and 98 points in 1993-94. He is third all-time among defensemen with 345 assists and 463 points and he led all defensemen in 2000-01 with 20 goals, 48 assists and 68 points. He played in the ECHL All-Star Game in 1993, 1994, 1998 and 2001, tying him for the third-most appearances.

Rod Taylor is second all-time in ECHL history with 368 goals and is tied for first all-time for most 30-goal seasons (8) and most consecutive 30-goal seasons (6). He played all but 19 of his professional games in the ECHL. He retired as the all-time leader in goals (368), points (689) and games (678) and remains second in scoring and sixth in games. He helped Hampton Roads win the Riley Cup as a rookie in 1992, scoring a league record-tying 16 goals in 14 games, and the Kelly Cup in 1998. He is third in career postseason goals (39) and tied for 15th in postseason games (78).




Class of 2008



Henry Brabham founded the ECHL, formerly known as the East Coast Hockey League, in 1988-89 with five teams in four states. Brabham owned three of the original five teams, including the legendary Johnstown Chiefs who were the last original ECHL team to play in their original city. The dedication of the Virginia businessman was crucial to the league surviving to span from coast-to-coast while advancing more than 650 players and countless coaches, on-ice officials and front office personnel to the National Hockey League.

Patrick J. Kelly was the inaugural Commissioner of the ECHL, which from 1988-96 experienced the greatest expansion in minor league hockey history, growing from five teams to 21. He was instrumental in establishing affiliations with teams in the NHL, creating the opportunity for players, on-ice officials and front office personnel to develop and move up the hockey ladder. He became Commissioner Emeritus in 1996, and since 1997 has presented the postseason champion with the Patrick J. Kelly Cup.



During his nine-year career, **Chris Valicevic** established himself as not only one of the best defensemen in league history, but one of the greatest players overall while playing for the Greensboro Monarchs and the Louisiana IceGators. He was selected to a record seven All-Star Games and was named First Team All-ECHL five times while being named the league Most Valuable Player in 1998-99. He ranks second all-time with 102 postseason games and is the career regular season and postseason leader among defensemen in assists and points.

Nick Vitucci won a record five ECHL championships, four as a player and one as an assistant coach. Named the postseason Most Valuable Player twice, he played 14 seasons and is the career regular-season leader among goaltenders in games, minutes and win. He played in two All-Star Games and was named First Team All-ECHL in 1991-92 and 1997-98.





Most Valuable Player

An annual award “to the player adjudged to be the most valuable to his team” as voted by the coaches of each of the ECHL teams.

- 2020 Josh Kestner, Toledo**
- 2019 Jesse Schultz, Cincinnati
- 2018 Shawn Szydlowski, Fort Wayne
- 2017 Chad Costello, Allen
- 2016 Chad Costello, Allen
- 2015 Jeff Jakaitis, South Carolina
- 2014 Mickey Lang, Orlando
- 2013 Ryan Zapolski, South Carolina
- 2012 Chad Costello, Colorado
- 2011 Wes Goldie, Alaska
- 2010 Tyler Donati, Elmira
- 2009 Kevin Baker, Florida
- 2008 David Desharnais, Cincinnati
- 2007 Brad Schell, Gwinnett
- 2006 Jeff Campbell, Gwinnett
- 2005 Scott Gomez, Alaska
- 2004 Scott Stirling, Atlantic City
- 2003 Buddy Smith, Arkansas
- 2002 Frederic Cloutier, Louisiana
- 2001 Scott King, Charlotte
- 2000 Andrew Williamson, Toledo
- 1999 Chris Valicevic, Louisiana
- 1998 Jamey Hicks, Birmingham
- 1997 Mike Ross, South Carolina
- 1996 Hugo P. Belanger, Nashville
- 1995 Vadim Slivchenko, Wheeling
- 1994 Joe Flanagan, Birmingham
- 1993 Trevor Jobe, Nashville
- 1992 Phil Berger, Greensboro
- 1991 Stan Drulia, Knoxville
- 1990 Bill McDougall, Erie
- 1989 Daryl Harpe, Erie



Goaltender of the Year

An annual award “to the goalkeeper adjudged to be the most valuable to his team” as voted by the coaches of each of the ECHL teams.

- 2020 Tomas Sholl, Idaho**
- 2019 Michael Houser, Cincinnati
- 2018 Parker Milner, South Carolina
- 2017 Riley Gill, Allen
- 2016 Josh Robinson, Missouri
- 2015 Jeff Jakaitis, South Carolina
- 2014 Jeff Jakaitis, South Carolina
- 2013 Ryan Zapolski, South Carolina
- 2012 Jeff Jakaitis, Gwinnett
- 2011 Gerald Coleman, Alaska
- 2010 Todd Ford, South Carolina
- 2009 Jean-Philippe Lamoureux, Alaska
- 2008 Anton Khudobin, Texas
- 2007 Adam Berkhoel, Dayton
- 2006 Matt Underhill, Alaska
- 2005 Chris Madden, Long Beach/Florida
- 2004 Scott Stirling, Atlantic City
- 2003 Alfie Michaud, Peoria
- 2002 Frederic Cloutier, Louisiana
- 2001 Scott Stirling, Trenton
- 2000 Jan Lasak, Hampton Roads
- 1999 Maxime Gingras, Richmond
- 1998 Nick Vitucci, Toledo
- 1997 Marc Delorme, Louisiana
- 1996 Alain Morissette, Louisville
- 1995 Chris Gordon, Huntington
- 1994 Cory Cadden, Knoxville




Rookie of the Year (John A. Daley Award)

An annual award “to the player selected as the most proficient in his first year of competition in the ECHL” as voted by the coaches of each of the ECHL teams.

The award was named in honor of John A. Daley in 1997. Daley, who passed away in 1996, was one of the founding fathers of the ECHL, serving as general manager and minority owner of the Johnstown Chiefs from the inception of the team in 1988 until 1994.

2020	Tyler Sheehy, Allen
2019	Chris Collins, Kalamazoo
2018	Justin Danforth, Cincinnati
2017	Tyson Spink, Toledo
2016	Matt Willows, Florida
2015	Tyler Barnes, Toledo
2014	William Rapuzzi, Idaho
2013	Ryan Zapolski, South Carolina
2012	Dustin Gazley, Elmira
2011	Ben Street, Wheeling
2010	Justin Donati, Elmira
2009	Bryan Ewing, Wheeling
2008	David Desharnais, Cincinnati
2007	Colton Fretter, Gwinnett
2006	Alex Leavitt, Alaska
2005	Joey Tenute, South Carolina
2004	Kevin Doell, Gwinnett
2003	Jason Jaffray, Roanoke
2002	Frederic Cloutier, Louisiana
2001	Scott Stirling, Trenton
2000	Jan Lasak, Hampton Roads
1999	Maxime Gingras, Richmond
1998	Sean Venedam, Toledo
1997	Dany Bousquet, Birmingham
1996	Keli Corpse, Wheeling
1995	Kevin McKinnon, Erie
1994	Dan Gravelle, Greensboro
1993	Joe Flanagan, Birmingham
1992	Darren Colbourne, Dayton
1991	Dan Gauthier, Knoxville
1990	Bill McDougall, Erie
1989	Tom Sasso, Johnstown



Defenseman of the Year

An annual award “to the defenseman who demonstrates throughout the season the greatest ability at the position” as voted by the coaches of each of the ECHL teams.

2020	Alex Breton, Allen
2019	Eric Knodel, Cincinnati
2018	Matt Register, Colorado
2017	Matt Register, Colorado
2016	Mathew Maione, Wheeling
2015	Mike Little, Florida
2014	Matt Register, Ontario
2013	Sacha Guimond, Gwinnett
2012	Aaron Schneekloth, Colorado
2011	Eric Regan, Elmira
2010	J.C. Sawyer, Toledo
2009	Dylan Yeo, Victoria
2008	Peter Metcalf, Alaska
2007	Jon Awe, Gwinnett
2006	Ryan Gaucher, Alaska
2005	Ray DiLauro, Wheeling
2004	Corey Neilson, Pensacola
2003	Jim Baxter, Mississippi
2002	Duncan Dalmao, Roanoke
2001	Tom Nemeth, Dayton
2000	Tom Nemeth, Dayton
1999	Chris Valicevic, Louisiana
1998	Chris Valicevic, Louisiana
1997	Chris Valicevic, Louisiana
1996	Chris Valicevic, Louisiana
1995	Brandon Smith, Dayton
1994	Tom Nemeth, Dayton
1993	Derek Booth, Toledo
1992	Scott White, Greensboro
1991	Brett MacDonald, Nashville
1990	Bill Whitfield, Virginia
1989	Kelly Szautner, Erie



Leading Scorer

An annual award presented “to the player who leads the league in scoring at the end of the regular season.”

- 2020 Josh Kestner, Toledo**
- 2019 Jesse Schultz, Cincinnati
- 2018 Shawn Szydlowski, Fort Wayne
- 2017 Chad Costello, Allen
- 2016 Chad Costello, Allen
- 2015 Chad Costello, Allen
- 2014 Brandon Marino, Fort Wayne
- 2013 Mathieu Roy, Florida
- 2012 Dustin Gazley, Elmira
- 2011 Justin Donati, Elmira
- 2010 Tyler Donati, Elmira
- 2009 Kevin Baker, Florida
- 2008 David Desharnais, Cincinnati
- 2007 Brad Schell, Gwinnett
- 2006 Alex Leavitt, Alaska
- 2005 Scott Gomez, Alaska
- 2004 Tim Smith, Columbia
- 2003 Buddy Smith, Arkansas
- 2002 Louis Dumont, Pensacola
- 2001 Scott King, Charlotte
- 2000 John Spoltore, Louisiana
- 1999 John Spoltore, Louisiana
- 1998 Jamey Hicks, Birmingham
- 1997 Ed Courtenay, South Carolina
- 1996 Hugo P. Belanger, Nashville
- 1995 Scott Burfoot, Erie
- 1994 Phil Berger, Greensboro
- 1993 Trevor Jobe, Nashville
- 1992 Phil Berger, Greensboro
- 1991 Stan Drulia, Knoxville
- 1990 Bill McDougall, Erie
- 1989 Daryl Harpe, Erie



Sportsmanship

An annual award “to the player adjudged to have exhibited the best type of sportsmanship and gentlemanly conduct combined with a high standard of playing ability” as voted by the coaches of each of the ECHL teams.

- 2020 Spencer Watson, Indy**
- 2019 Zach O’Brien, Newfoundland
- 2018 Brodie Dupont, Norfolk
- 2017 Shane Berschbach, Toledo
- 2016 Shane Berschbach, Toledo
- 2015 Chad Costello, Allen
- 2014 Peter Sivak, Alaska
- 2013 Randy Rowe, Toledo
- 2012 Kevin Ulanski, Colorado
- 2011 Brian Swanson, Alaska
- 2010 Barret Ehgoetz, Cincinnati
- 2009 Travis Morin, South Carolina
- 2008 Jeff Campbell, Gwinnett
- 2007 Derek Nesbitt, Idaho
- 2006 Steve Saviano, Florida
- 2005 Kris Goodjohn, Gwinnett
- 2004 Mark Pederson, San Diego
- 2003 Rejean Stringer, Columbia
- 2002 Ben Stafford, Trenton
- 2001 Jamie Ling, Dayton
- 2000 Jamie Ling, Dayton
- 1999 Jamie Ling, Dayton
- 1998 Cal Ingraham, Tallahassee
- 1997 Mike Ross, South Carolina



Coach of the Year

John Brophy Award

An annual award “to the ECHL coach adjudged to have contributed the most to his team's success” as voted by the coaches of each of the ECHL teams.

The Coach of the Year award was named in honor of legendary ECHL coach John Brophy prior to 2003-04. Brophy coached 13 seasons, more than any other coach in league history with Hampton Roads from 1989-2000 and Wheeling from 2001-03, compiling a career record of 480-323-79 in the regular season and 55-39 in the postseason. Hampton Roads reached the postseason in each of his 11 seasons, winning back-to-back titles in 1991 and 1992 and an ECHL record third title in 1998.

2020	Steve Bergin, South Carolina	2004	Pat Bingham, Wheeling
2019	Matt Thomas, Cincinnati	2003	Claude Noel, Toledo
2018	Brad Ralph, Florida	2002	Dave Farrish, Louisiana
2017	Dan Watson, Toledo	2001	Troy Ward, Trenton
2016	Richard Matvichuk, Missouri	2000	Bob Ferguson, Florida
2015	Derek Lalonde, Toledo	1999	Bob Ferguson, Florida
2014	Spencer Carbery, South Carolina	1998	Chris Nilan, Chesapeake
2013	Jarrod Skalde, Cincinnati	1997	Brian McCutcheon, Columbus
2012	Rob Murray, Alaska John Wroblewski, Gwinnett	1996	Roy Sommer, Richmond
2011	Brent Thompson, Alaska	1995	Jim Playfair, Dayton
2010	Derek Laxdal, Idaho	1994	Barry Smith, Knoxville
2009	Rick Kowalsky, Trenton	1993	Kurt Kleinendorst, Raleigh
2008	Chuck Weber, Cincinnati	1992	Doug Sauter, Winston-Salem
2007	Davis Payne, Alaska	1991	Don Jackson, Knoxville
2006	Glen Gulutzan, Las Vegas	1990	Dave Allison, Virginia
2005	Nick Vitucci, Toledo	1989	Ron Hansis, Erie

AMI Graphics Plus Performer of the Year

An annual award presented "to the player who leads the league in plus-minus rating at the end of the regular season."

2020	Ben Masella, Florida	2010	Mark Derlago, Idaho
2019	Joe Cox, Florida	2009	Travis Morin, South Carolina
2018	Logan Roe, Florida	2008	Chad Starling, Cincinnati
2017	Joel Chouinard, Allen	2007	Matt Shasby, Alaska
2016	Joey Leach, South Carolina	2006	Peter Metcalf, Alaska
2015	Mike Little, Florida	2005	Aaron Phillips, Pensacola
	Drew Daniels, Fort Wayne	2004	Tim Smith, Columbia
2014	Peter Sivak, Alaska	2003	Mike Glumac, Pee Dee
2013	Matt Case, Idaho		Dennis Vial, Columbia
2012	Mathieu Aubin, Cincinnati	2002	Konstantin Kalmikov, Louisiana
2011	Brendan Connolly, Alaska	2001	Jay Murphy, Louisiana
	Trent Daavettila, Kalamazoo	2000	Andy MacIntyre, Florida

ECHL Community Service Award

An annual award presented to a player who goes above and beyond in community service.

2020	Connor Doherty, Worcester	2014	Dan Eves, Cincinnati
2019	James Henry, Adirondack	2013	Andy Brandt, Gwinnett
2018	Jeremy Beaudry, Wichita	2012	Jason Fredricks, Ontario
2017	Mike Embach, Fort Wayne	2011	Dustin Sproat Cincinnati
2016	Rob Florentino, Florida		Chris Frank, Elmira
2015	Cal Wild, Brampton		

ECHL General Manager of the Year

An award presented annually to the top hockey executive in the League, as determined in a vote of ECHL coaches.

2020	Steve Martinson, Allen
2019	Rob Murray, Tulsa
2018	Rob Concannon, South Carolina
2017	Chris Stewart, Colorado
2016	Richard Matvichuk, Missouri

ECHL Award of Excellence

The Award of Excellence is presented annually by the ECHL to organizations that are first-rate, cooperative with the league office, compliant with league programs and who distinguish themselves on and off the ice in their community.

2020	Florida Everblades	2011	Bakersfield Condors
	Reading Royals	2010	Toledo Walleye
2019	South Carolina Stingrays	2009	Stockton Thunder
2018	Toledo Walleye	2008	Gwinnett Gladiators
2017	Toledo Walleye	2007	Stockton Thunder
2016	Toledo Walleye	2006	Alaska Aces
2015	Toledo Walleye	2005	Pensacola Ice Pilots
2014	Ontario Reign	2004	Florida Everblades
2013	Orlando Solar Bears		Johnstown Chiefs
2012	Toledo Walleye		

Executive of the Year

2020	Eric Trapp, Idaho	2005	Steve Chapman, Gwinnett
2019	Neil Neukam, Toledo	2004	Terry Parks, Alaska
2018	Bob Ohrablo, Jacksonville Neil Neukam, Toledo	2003	John Butler, Peoria
2017	Brent Thiessen, Kansas City	2002	Matt Loughran, Atlantic City
2016	Kristin Ropp, Cincinnati	2001	Craig Brush, Florida
2015	Joe Napoli, Toledo	2000	Brian McKenna, Trenton
2014	Matthew Riley, Bakersfield	1999	Carl Scheer, Greenville
2013	Joe Napoli, Toledo	1998	Charles Felix, Pensacola
2012	Justin Kemp, Ontario	1997	David Paitson, Columbus
2011	Dan Chapman, Stockton	1996	Dave Berryman, Louisiana
2010	Kristin Ropp, Cincinnati	1995	Harry Fuerstein/ Craig Laughlin, Richmond
2009	Gordon Kaye, Reading	1994	John Gagnon/ Pierre Paiement, Roanoke
2008	Darren Abbott, South Carolina	1993	Larry Kish, Wheeling
2007	Matthew Riley, Bakersfield		
2006	Steve Chapman, Gwinnett		

Marketing Award

2020	Kalamazoo Wings
2018	Cincinnati Cyclones
2017	Colorado Eagles
2016	Cincinnati Cyclones
2015	Colorado Eagles
2014	Bakersfield Condors
2013	Toledo Walleye
2012	Gwinnett Gladiators
2011	Cincinnati Cyclones
2010	Bakersfield Condors
2009	Alaska Aces
2008	Charlotte Checkers Bakersfield Condors
2007	Charlotte Checkers Alaska Aces
2006	San Diego Gulls
2005	George Sandoval, Alaska
2004	Eric Trapp and John Cunningham, Idaho
2003	Bart Rogers and Mike Nelson, Peoria
2002	Mark Miller, Florida
2001	Rich Lisk, Trenton
2000	Bart Rogers, Peoria
1999	Pat Pylypuik, Toledo
1998	Neil Hoyt, Pensacola
1997	Belinda Wiggins, Richmond

Equipment Manager of the Year

2020	Chris Burke, Cincinnati
2019	Jason MacDonald, Reading
2018	Darrin Flinchem, Indy
2017	Andrew Dvoark, Kansas City
2016	Drew Kitts, Quad City
2015	Dakota King, Gwinnett
2014	Billy Higgins, Wheeling
2013	Adam Dexter, Orlando
2012	Ryan Martin, Greenville
2011	Mike Burkhead, Alaska
2010	Ben Laing, Stockton
2009	Pat Noecker, Reading
2008	Pat Noecker, Reading
2006	Chris Burke, Fresno
2005	John Jennings, Florida Russ Holden, Reading
2004	John Krouse, Pensacola
2003	Tom Severance, Charlotte

Athletic Trainer of the Year

2020	George Bullock, Indy
2019	Nick Potter, Kansas City
2018	Matt Aiello, Greenville
2017	Cole Libby, Utah
2016	Scott McLay, Alaska
2015	Brad Fredrick, Toledo
2014	Steve Ruhmel, Florida
2013	Bob Case, Cincinnati
2012	Mike Schroeder, Chicago
2011	Kevin Anderson, Stockton
2010	Bobby Walls, Ontario
2009	Bryan Rodgers, Dayton
2008	Brian Grogesky, Reading

Media Relations Director of the Year

2018	Joe Roberts, Kalamazoo
2017	Everett Fitzhugh, Cincinnati
2016	DJ Abisalih, Wheeling
2015	Chuck Bailey, Fort Wayne
2014	Nick Brunner, Cincinnati
2013	Kevin Bartl and Ryan Holt, Bakersfield
2012	J.P. Puma, Colorado
2011	Will Hoenike, Idaho
2010	Eric Levine, Elmira
2009	Mike Benton, Stockton
2008	John Hamel, Cincinnati Jeff Harris and Mike Walker, Victoria
2007	Dustin Bixby, Gwinnett Josh Fisher, Las Vegas
2006	Jeremy Zager, San Diego
2005	Jeremy Zager, San Diego
2004	Mike Kelly, Mississippi
2003	Ryan Stanzel, Louisiana
2002	Bill McLaughlin, Greenville
2001	Darren Abbott, South Carolina
2000	Darren Abbott, South Carolina
1999	Mark Simpson, Charlotte
1998	Andy Davis, Richmond
1997	Peter Kostos, Louisiana

Broadcaster of the Year

2018	Brian McCormack, Idaho
2017	Cameron Close, Adirondack
2016	Tommy Daniels, Allen
2015	Will Hoenike, Idaho
2014	Bob Chase, Fort Wayne
2013	Joseph Zakrzewski, South Carolina
2012	Bob Mills, Chicago
2011	Josh Bogorad, Alaska
2010	Doug Plagens, Idaho
2009	Josh Heller, South Carolina
2008	Joe Babik, Fresno Brendan Burke, Wheeling
2007	Kevin Reiter, Florida Joe O'Donnell, Idaho
2006	Dan Weiss, Phoenix
2005	John Michael, Johnstown
2004	Jack Michaels, Alaska
2003	Darren Abbott, South Carolina
2002	Joe Zydlo, Trenton

Ticket Department of the Year

2020	Toledo Walley/Kalamazoo Wings
2019	Norfolk Admirals
2018	Idaho Steelheads
2017	Toledo Walleye
2016	Florida Everblades
2015	Orlando Solar Bears
2014	Ontario Reign
2013	Ontario Reign
2012	Florida Everblades
2011	Ontario Reign
2010	Stockton Thunder
2009	Cincinnati Cyclones
2008	Reading Royals Victoria Salmon Kings
2007	Florida Everblades Alaska Aces
2006	Las Vegas Wranglers Stockton Thunder
2005	Bakersfield Condors Long Beach Ice Dogs
2004	Alaska Aces
2003	Reading Royals

Website of the Year

2018	Allen Americans
2017	Atlanta Gladiators
2016	Greenville Swamp Rabbits
2015	Allen Americans
2014	Fort Wayne Komets
2013	Las Vegas Wranglers
2012	Idaho Steelheads
2011	Idaho Steelheads
2010	Ontario Reign
2009	Alaska Aces
2008	Bakersfield Condors Gwinnett Gladiators
2007	Wheeling Nailers Idaho Steelheads
2006	Phoenix RoadRunners
2005	Bakersfield Condors

Outstanding Media of the Year

2019	Jordan Strack, WTOL TV
2018	Bill Ballou, <i>Telegram and Gazette</i>
2017	Doyle Woody, <i>Alaska Dispatch News</i>
2016	Mark Monroe, <i>Toledo Blade</i>
2015	Blake Sebring, <i>The News-Sentinel</i>
2014	Doyle Woody, <i>Anchorage Daily News</i>
2013	Andrew Miller, <i>Charleston Post & Courier</i>
2012	Christine Troyke, <i>Gwinnett Daily Post</i>
2011	Pam Shebest, <i>Kalamazoo Gazette</i>
2010	Doyle Woody, <i>Anchorage Daily News</i>
2009	Mike Griffith, <i>Bakersfield Californian</i>
2008	Cleve Dheensaw, <i>Victoria Times-Colonist</i> Doyle Woody, <i>Anchorage Daily News</i>
2007	Scott Linesburgh, <i>The Stockton Record</i>
2006	Matt Nevala, <i>Anchorage Daily News</i>
2005	Mike Mastovich, <i>The Tribune-Democrat</i>
2004	Len Bardsley, <i>The Times of Trenton</i>
2003	Dave Eminian, <i>Peoria Journal Star</i>

Ticket Executive of the Year

2018	Andrew Nawn, Worcester
2017	Steven Anderson, Idaho
2016	Mike Kelly, Florida
2015	Brian Perkins, Toledo
2014	Jose Rivera, Bakersfield
2013	Matt Kiel, Evansville
2012	Brad Urbani, Bakersfield Will Goldman, Utah
2011	Dave Picuch, Stockton
2010	Josh Burdine, Cincinnati
2009	Tara Sipma, Gwinnett
2008	Thom Emerson, Mississippi Dave Picuch, Stockton
2007	Greg Lowe, Bakersfield Tim Statezni, Bakersfield
2006	Kelly Clutter, Wheeling Danielle Lucero, Las Vegas
2005	Rob Patton, Gwinnett
2004	Brendan Desjardin, Alaska Jesse Martin, Mississippi
2003	Jeff Bach, Trenton Tim McGee, Reading

Sales Professional of the Year

2020	Luke Nicholas, Jacksonville
2019	Zach Cunningham, Orlando

Sales Rookie of the Year

2020	Kara Marshall, Cincinnati
2019	Trenton Blair, Jacksonville

PR/Broadcaster of the Year

2020	Jared Shafran, South Carolina
2019	John Peterson, Tulsa

Digital Content Team of the Year

2019	Toledo Walleye
------	----------------

Theme Night of the Year

2020	Florida Everblades (What If .../Conservation Night)
2019	Maine Mariners (Wild Blueberries Night)

Creative Ticket Package of the Year

2020	Cincinnati Cyclones (Chick-Fil-A Family Four Pack)
2019	Atlanta Gladiators (VIP Soccer Experience)

Community Service Team of the Year

2020	Worcester Railers
2019	Worcester Railers

Group Sales Department of the Year

2020	Rapid City Rush/Toledo Walleye
2019	Jacksonville Icemen

2019-20 First Team

F - Josh Kestner, Toledo
F - Tyler Sheehy, Allen
F - David Vallorani, Brampton
D - Alex Breton, Allen
D - Logan Roe, Florida
G - Tomas Sholl, Idaho

2019-20 Second Team

F - Brady Ferguson, Newfoundland
F - Tim McGauley, Utah
F - Jesse Schultz, Cincinnati
D - Eric Knodel, Reading
D - Miles Liberati, Tulsa
G - Parker Milner, South Carolina

2019-20 Rookie Team

F - Samuel Asselin, Atlanta
F - Justin Brazeau, Newfoundland
F - Tyler Sheehy, Allen
D - Justin Baudry, Cincinnati
D - Joseph Duszak, Newfoundland
G - Billy Christopoulos, Toledo

2018-19 First Team

F - Caleb Herbert, Utah
F - Adam Pleskach, Tulsa
F - Jesse Schultz Cincinnati
D - Eric Knodel, Cincinnati
D - Matt Petgrave, Brampton
G - Michael Houser, Cincinnati

2018-19 Second Team

F - Joe Cox, Florida
F - Chris McCarthy, Reading
F - Zach O'Brien, Newfoundland
D - Matt Register, Toledo
D - Derek Sheppard, Florida
G - Tomas Sholl, Idaho

2018-19 Rookie Team

F - Chris Collins, Kalamazoo
F - Steven Iacobellis, Wichita
F - Myles Powell, Cincinnati
D - Alex Breton, Allen
D - Derek Sheppard, Florida
G - Tomas Sholl, Idaho

2017-18 First Team

F - Michael Joly, Colorado
F - Jordan LaVallee-Smotherman, Manchester
F - Shawn Szydlowski, Fort Wayne
D - David Makowski, Allen
D - Matt Register, Colorado
G - Parker Milner, South Carolina

2017-18 Second Team

F - Justin Danforth, Cincinnati
F - Jesse Schultz, Cincinnati
F - Matt Willows, Reading
D - Eric Knodel, Cincinnati
D - Nolan Zajac, Reading
G - Pat Nagle, Toledo

2017-18 Rookie Team

F - Grant Besse, Norfolk
F - Justin Danforth, Cincinnati
F - Reid Gardiner, Wheeling
D - Aaron Irving, Kalamazoo
D - T.J. Melancon, Norfolk
G - Mitch Gillam, Worcester

2016-17 First Team

F - Chad Costello, Allen
F - Matt Garbowski, Colorado
F - Casey Pierro-Zabotel, Colorado
D - David Makowski, Allen
D - Matt Register, Colorado
G - Riley Gill, Allen

2016-17 Second Team

F - Shane Berschbach, Toledo
F - Brendan O'Donnell, Florida
F - David Vallorani, Brampton
D - Jake Marto, Colorado
D - Kevin Schulze, Wheeling
G - Jake Paterson, Toledo

2016-17 Rookie Team

F - Mike Cazzola, Fort Wayne
F - Tylor Spink, Toledo
F - Tyson Spink, Toledo
D - Kevin Schulze, Wheeling
D - Nolan Zajac, Toledo
G - Landon Bow, Idaho

2015-16 First Team

F - Shane Berschbach, Toledo
F - Chad Costello, Allen
F - Trent Daavettila, Colorado
D - Mathew Maione, Wheeling
D - Adrian Veideman, Colorado
G - Josh Robinson, Missouri

2015-16 Second Team

F - Riley Brace, Wheeling
F - Jesse Root, Missouri
F - Shawn Szydlowski, Fort Wayne
D - Adam Comrie, Reading
D - William Wrenn, Alaska
G - Jeff Lerg, Toledo

2015-16 Rookie Team

F - Dan DeSalvo, Tulsa
F - Cason Hohmann, Elmira
F - Matt Willows, Florida
D - Jacob MacDonald, Elmira
D - Ben Marshall, Indy
G - Vitek Vanecek, South Carolina

2014-15 First Team

F - Chad Costello, Allen
F - Wade MacLeod, Idaho
F - Shawn Szydlowski, Fort Wayne
D - Mike Little, Florida
D - Matt Register, Ontario
G - Jeff Jakaitis, South Carolina

2014-15 Second Team

F - Adam Brace, Florida
F - Brendan Connolly, Alaska
F - Gary Steffes, Allen
D - Cameron Burt, Florida
D - Aaron Gens, Allen
G - Jeff Lerg, Toledo

2014-15 Rookie Team

F - Derek Army, Wheeling
F - Tyler Barnes, Toledo
F - Jason Bast, Idaho
D - Justin Baker, Allen
D - Steven Shamanski, Elmira
G - Roman Will, Fort Wayne

2013-14 First Team

F - Mickey Lang, Orlando
F - Brandon Marino, Fort Wayne
F - Peter Sivak, Alaska
D - Sam Ftorek, Kalamazoo
D - Matt Register, Ontario
G - Jeff Jakaitis, South Carolina

2013-14 Second Team

F - Trent Daavettila, Colorado
F - Kyle Ostrow, Colorado
F - Andrew Rowe, Greenville
D - Mike Ratchuk, Wheeling
D - Elgin Reid, Kalamazoo
G - Laurent Brossoit, Bakersfield

2013-14 Rookie Team

F - Matt Caria, Kalamazoo
F - Jeremy Langlois, Stockton
F - William Rapuzzi, Idaho
D - Michal Cajkovsky, Reading
D - Brad Richard, Alaska
G - Laurent Brossoit, Bakersfield

2012-13 First Team

F - Michael Forney, Colorado
F - Casey Pierro-Zabotel, Gwinnett
F - Mathieu Roy, Florida
D - Matt Case, Idaho
D - Sacha Guimond, Gwinnett
G - Ryan Zapolski, South Carolina

2012-13 Second Team

F - Kyle Kraemer, Ontario
F - Nick Mazzolini, Alaska
F - Colton Yellow Horn, Ontario
D - Adam Comrie, Reading
D - Nick Tuzzolino, Utah
G - Mark Guggenberger, Alaska

2012-13 Rookie Team

F - Mario Lamoureux, Ontario
F - David Pacan, Cincinnati
F - David Vallorani, Reading
D - Cameron Burt, Ontario
D - Sacha Guimond, Gwinnett
G - Ryan Zapolski, South Carolina

2011-12 First Team

F - Chad Costello, Colorado
F - Dustin Gazley, Elmira
F - Eric Lampe, Las Vegas
D - Bryan Miller, Alaska
D - Aaron Schneekloth, Colorado
G - Jeff Jakaitis, Gwinnett
Coach - Rob Murray, Alaska
John Wroblewski, Gwinnett

2011-12 Second Team

F - Justin Bowers, Greenville
F - Dan Kissel, Alaska
F - Adam Miller, Las Vegas
D - Andrew Hotham, Wheeling
D - Johann Kroll, South Carolina
G - Joe Fallon, Las Vegas
Coach - Jason Christie, Ontario

2011-12 Rookie Team

F - Chris Barton, Wheeling
F - Dustin Gazley, Elmira
F - Mathew Sisca, Cincinnati
D - Andrew Hotham, Wheeling
D - Mike Little, Stockton
G - Philipp Grubauer, South Carolina

2010-11 First Team

F - Mark Derlago, Idaho
F - Wes Goldie, Alaska
F - Kory Karlander, Kalamazoo
D - Wes Cunningham, Greenville
D - Eric Regan, Elmira
G - Gerald Coleman, Alaska

2010-11 Second Team

F - Trent Daavettilla, Kalamazoo
F - Ryan Ginand, Trenton
F - Francis Lemieux, Florida
D - Jason Lepine, Toledo
D - Bryan Miller, Alaska
G - Dov Grumet-Morris, Greenville

2010-11 Rookie Team

F - Andy Bohmbach, Toledo
F - Kael Mouillierat, Idaho
F - Ben Street, Wheeling
D - Mark Isherwood, Alaska
D - Bobby Raymond, Florida
G - Brian Stewart, Bakersfield

2009-10 First Team

F - Mark Derlago, Idaho
F - Tyler Donati, Elmira
F - Ryan Kinasewich, Utah
D - Eric Regan, Bakersfield
D - J.C. Sawyer, Toledo
G - Todd Ford, South Carolina

2009-10 Second Team

F - Justin Donati, Elmira
F - Adam Miller, Las Vegas
F - Tyler Spurgeon, Idaho
D - Mitch Ganzak, Wheeling
D - Jimmy Sharrow, Victoria
G - Richard Bachman, Idaho

2009-10 Rookie Team

F - Evan Barlow, Idaho
F - Justin Donati, Elmira
F - Maxime Tanguay, Toledo
D - Drew Paris, Gwinnett
D - Sam Roberts, Gwinnett
G - Richard Bachman, Idaho

2008-09 First Team

F - Kevin Baker, Florida
F - Bryan Ewing, Wheeling
F - Travis Morin, South Carolina
D - Ryan Gunderson, Trenton
D - Dylan Yeo, Victoria
G - Jean-Philippe Lamoureux, Alaska

2008-09 Second Team

F - Dave Bonk, Bakersfield
F - Mark Derlago, Bakersfield
F - Wes Goldie, Victoria
D - Peter Metcalf, Florida
D - Matt Shasby, Alaska
G - Gerald Coleman, Trenton

2008-09 Rookie Team

F - Bryan Ewing, Wheeling
F - Jordan Morrison, Wheeling
F - Matt Pope, Bakersfield
D - Elgin Reid, Wheeling
D - Mitch Ganzak, Wheeling
G - Jean-Philippe Lamoureux, Alaska

2007-08 First Team

F - Jeff Campbell, Gwinnett
 F - David Desharnais, Cincinnati
 F - Josh Soares, Alaska
 D - Darrell Hay, Idaho
 D - Peter Metcalf, Alaska
 G - Anton Khudobin, Texas

2007-08 Second Team

F - Derek Damon, Florida
 F - Ash Goldie, Victoria
 F - John McNabb, Texas
 D - Jamie Milam, Gwinnett
 D - Chad Starling, Cincinnati
 G - Craig Kowalski, Gwinnett

2007-08 Rookie Team

F - Matt Beaudoin, Dayton
 F - David Desharnais, Cincinnati
 F - Josh Soares, Alaska
 D - Ryan Gunderson, Trenton
 D - Adrian Veideman, Augusta
 G - Anton Khudobin, Texas

2006-07 First Team

F - Kevin Baker, Texas
 F - Marty Flichel, Idaho
 F - Brad Schell, Gwinnett
 D - Jon Awe, Gwinnett
 D - Peter Metcalf, Alaska
 G - Adam Berkhoel, Dayton

2006-07 Second Team

F - Scott Bertoli, Trenton
 F - Scott Mifsud, Gwinnett
 F - Mike Pandolfo, Trenton
 D - Sean Blanchard, Augusta
 D - Matt Shasby, Alaska
 G - Mike McKenna, Las Vegas

2006-07 Rookie Team

F - Colton Fretter, Gwinnett
 F - Todd Griffith, Bakersfield
 F - Julian Talbot, Alaska
 D - Paul Albers, Texas
 D - Jamie Milam, Gwinnett
 G - Cedrick Desjardins, Cincinnati

2005-06 First Team

F - Jeff Campbell, Gwinnett
 F - Luke Curtin, Fresno
 F - Alex Leavitt, Alaska
 D - Ryan Gaucher, Alaska
 D - Troy Milam, Gwinnett
 G - Matt Underhill, Alaska

2005-06 Second Team

F - Garrett Bembridge, Idaho
 F - Ryan Kinasewich, Utah
 F - D'Arcy McConvey, Idaho
 D - Steve Lingren, Victoria
 D - Peter Metcalf, Alaska
 G - Marc Magliarditi, Las Vegas

2005-06 Rookie Team

F - Sean Collins, Wheeling
 F - Alex Leavitt, Alaska
 F - Daniel Sisca, Florida
 D - Jon Awe, Gwinnett
 D - T.J. Kemp, Reading
 G - Andy Franck, Wheeling

2004-05 First Team

F - Scott Gomez, Alaska
 F - Carl Mallette, Toledo
 F - Chris Minard, Alaska
 D - Ray DiLauro, Wheeling
 D - Guy Dupuis, Bakersfield
 G - Chris Madden, Long Beach/Florida

2004-05 Second Team

F - Tyler Beechey, Pensacola
 F - Jamie Johnson, Augusta
 F - Joey Tenute, South Carolina
 D - Randy Dagenais, Gwinnett
 D - Corey Neilson, Pensacola
 G - Frederic Cloutier, Pensacola

2004-05 Rookie Team

F - Jeff Campbell, Gwinnett
 F - Marco Rosa, Long Beach
 F - Joey Tenute, South Carolina
 D - Mark Ardelan, South Carolina
 D - Mike Jarmuth, Mississippi
 G - Frank Doyle, Idaho

2003-04 First Team

F - Luke Curtin, Atlantic City
F - Tim Smith, Columbia
F - Steffon Walby, Mississippi
D - Corey Neilson, Pensacola
D - Ben Storey, Louisiana
G - Scott Stirling, Atlantic City

2003-04 Second Team

F - Jason Jaffray, Wheeling
F - Brian McCullough, Florida
F - Mark Pederson, San Diego
D - Jim Baxter, Mississippi
D - Jason McBain, Las Vegas
G - Derek Gustafson, Louisiana

2003-04 Rookie Team

F - Greg Barber, San Diego
F - Jon Cullen, Atlantic City
F - Kevin Doell, Gwinnett
D - Derek Eastman, Columbia
D - Brian Fahey, Atlantic City
G - Nick Boucher, Wheeling

2002-03 First Team

F - Jason Jaffray, Roanoke
F - Buddy Smith, Arkansas
F - Steffon Walby, Mississippi
D - Jim Baxter, Mississippi
D - Ryan Gaucher, Cincinnati
G - Alfie Michaud, Peoria

2002-03 Second Team

F - Rick Kowalsky, Roanoke
F - Shawn McNeil, Louisiana
F - Rejean Stringer, Columbia
D - Matt Pagnutti, Arkansas
D - Jon Zion, Richmond
G - Patrick Couture, Columbia

2002-03 Rookie Team

F - Mike Glumac, Pee Dee
F - Jason Jaffray, Roanoke
F - Zenon Konopka, Wheeling
D - Grady Moore, Toledo
D - Jon Zion, Richmond
G - Adam Hauser, Jackson

2001-02 First Team

F - Brandon Dietrich, Charlotte
F - Louis Dumont, Pensacola
F - Rick Kowalsky, Roanoke
 Steffon Walby, Mississippi
D - Duncan Dalmao, Roanoke
D - Bill McCauley, Dayton
G - Frederic Cloutier, Louisiana

2001-02 Second Team

F - Dave Duerden, Charlotte
F - Greg Pankewicz, Pensacola
F - Dave Seitz, South Carolina
D - Justin Harney, Charlotte
D - Simon Tremblay, Greenville
G - Dan Murphy, Trenton

2001-02 Rookie Team

F - Vern Fiddler, Roanoke
F - Simon Gamache, Greenville
F - Ben Stafford, Trenton
F - Patrick Yetman, Augusta
D - Matt Libby, Trenton
D - Kevin Mitchell, Louisiana
G - Frederic Cloutier, Louisiana

2000-01 First Team

F - Dany Bousquet, Pee Dee
F - James Patterson, Toledo
F - Andrew Williamson, Toledo
D - Trevor Demmans, Pee Dee
D - Tom Nemeth, Dayton
G - Scott Stirling, Trenton

2000-01 Second Team

F - Brent Cullaton, Tallahassee
F - Jason Elders, Mobile
F - Scott King, Charlotte
D - Eric Long, Arkansas
D - Bob Woods, Mississippi
G - Curtis Sanford, Peoria

2000-01 Rookie Team

F - Martin Bartek, New Orleans
F - Mathieu Benoit, Charlotte
F - Ben Keup, Dayton
D - Jason Ialongo, Greensboro
D - Jeff Sproat, Roanoke
G - Scott Stirling, Trenton

1999-2000 First Team

F - Andy MacIntyre, Florida
F - John Spoltore, Louisiana
F - Andrew Williamson, Toledo
D - Tom Nemeth, Dayton
D - Chris Valicevic, Louisiana
G - Jan Lasak, Hampton Roads

1999-2000 Second Team

F - Jason Elders, Mobile
F - Jamie Ling, Dayton
F - Jay Murphy, Louisiana
D - Brad Dexter, South Carolina
D - Duane Harmer, Roanoke
G - Daniel Berthiaume, Roanoke

1998-99 First Team

F - Denny Felsner, Chesapeake
F - Allan Sirois, Pee Dee
F - John Spoltore, Louisiana
D - Arturs Kupaks, Chesapeake
D - Chris Valicevic, Louisiana
G - Maxime Gingras, Richmond

1995-96 Second Team

F - Bob Berg, Louisiana
F - Keli Corpse, Wheeling
F - Glenn Stewart, Erie
D - Aaron Boh, Louisiana
D - Dave Craievich, Mobile
G - Sean Gauthier, South Carolina

1995-96 Rookie Team

F - Keli Corpse, Wheeling
F - R.J. Enga, Nashville
F - Todd Wetzel, Toledo
D - Aaron Kriss, Tallahassee
D - Charles Paquette, Charlotte
G - Sandy Allan, Richmond

1994-95 First Team

F - John Parco, Hampton Roads
F - Darren Schwartz, Tallahassee
F - Vadim Slivchenko, Wheeling
D - Rick Corriveau, Toledo
D - Brandon Smith, Dayton
G - Chris Gordon, Huntington

1998-99 Second Team

F - Rob DeCiantis, New Orleans
F - Jason Elders, Mobile
F - Jamey Hicks, Birmingham
D - Brad Dexter, South Carolina
D - Bob Woods, Mississippi
G - Marc Magliarditi, Florida

1997-98 First Team

F - Jean-Guy Trudel, Peoria
F - Jamey Hicks, Birmingham
F - Jeff Lazaro, New Orleans
D - Chris Hynnes, South Carolina
D - Chris Valicevic, Louisiana
G - Nick Vitucci, Toledo

1997-98 Second Team

F - Kory Karlander, Raleigh
F - John Spoltore, Louisiana
F - Rick Kowalsky, Roanoke
 Don Parsons, Louisiana
D - Dave Craievich, Mobile
D - Darren Maloney, Peoria
G - Sean Gauthier, Pensacola

1996-97 First Team

F - Ed Courtenay, South Carolina
F - Jeff Jablonski, Roanoke
F - Mike Ross, South Carolina
D - Chris Phelps, Hampton Roads
D - Chris Valicevic, Louisiana
G - Marc Delorme, Louisiana

1996-97 Second Team

F - Dany Bousquet, Birmingham
F - Jason Elders, Mobile
F - Dominic Maltais, Hampton Roads
D - Chris Hynnes, South Carolina
D - Bob Woods, Mobile
G - David Goverde, Toledo

1995-96 First Team

F - Hugo P. Belanger, Nashville
F - Jim Brown, Knoxville
F - Colin Ward, Nashville
D - Steve Lingren, Dayton
D - Chris Valicevic, Louisiana
G - Alain Morissette, Louisville

1994-95 Second Team

F - Scott Burfoot, Erie
F - Stephane Charbonneau, Erie
F - Rod Taylor, Hampton Roads
D - Scott Boston, South Carolina
D - Tim Roberts, Wheeling
G - Dave Gagnon, Roanoke

1993-94 First Team

F - Phil Berger, Greensboro
F - Joe Flanagan, Birmingham
F - Darren Schwartz, Wheeling
D - Joe Cook, Columbus
D - Tom Nemeth, Dayton
G - Cory Cadden, Knoxville

1993-94 Second Team

F - Darren Colbourne, Richmond
F - Dan Gravelle, Greensboro
F - Rick Judson, Toledo
D - Dave Craievich, Birmingham
D - Paul Marshall, Birmingham
G - Mark Michaud, Hampton Roads

1992-93 First Team

F - Sheldon Gorski, Louisville
F - Trevor Jobe, Nashville
F - Darren Schwartz, Wheeling
D - Derek Booth, Toledo
D - Steve Poapst, Hampton Roads
G - Francis Ouellette, Wheeling

1992-93 Second Team

F - Iain Duncan, Toledo
F - Devin Edgerton, Wheeling
F - John Spoltore, Louisiana
D - Alan Leggett, Raleigh
D - Paul Marshall, Birmingham
G - Scott King, Toledo

1991-92 First Team

F - Darren Colbourne, Dayton
F - Mark Green, Johnstown
F - Mike Maurice, Toledo
D - Ryan Kummu, Erie
D - Scott White, Greensboro
G - Nick Vitucci, Greensboro

1991-92 Second Team

F - Phil Berger, Greensboro
F - Martin Bergeron, Louisville
F - Mike Casselman, Toledo
D - Marc Laniel, Winston-Salem
D - Kris Miller, Raleigh
G - Stan Reddick, Johnstown

1990-91 First Team

F - Stan Drulia, Knoxville
F - Dan Gauthier, Knoxville
F - Brian Martin, Hampton Roads
D - Jeff Lindsay, Knoxville
D - Brett MacDonald, Nashville
G - Dean Anderson, Knoxville

1990-91 Second Team

F - Sheldon Gorski, Louisville
F - Murray Hood, Hampton Roads
F - Troy Mick, Knoxville
D - Ryan Kummu, Erie
D - Tom Searle, Richmond
G - Wayne Cowley, Cincinnati

1989-90 First Team

F - Trent Kaese, Winston-Salem
F - Len Soccio, Winston-Salem
D/F - Andre Brassard, Nashville
D/F - Bill McDougall, Erie
G - Alain Raymond, Hampton Roads

1989-90 Second Team

F - Joe Ferras, Winston-Salem
F - Glen Engevik, Nashville
F - Murray Hood, Hampton Roads
F - Trevor Jobe, Hampton Roads
D/F - Brian Martin, Hampton Roads
G - Craig Barnett, Erie

1988-89 All-ECHL Team

F - Daryl Harpe, Erie
F - Rob Hrytsak, Johnstown
F - Doug Stromback, Erie
D - Frank Lattuca, Carolina
D - Kelly Szautner, Erie
D - Bill Whitfield, Virginia
G - Scott Gordon, Johnstown

2019-20 ECHL AWARD WINNERS

PLAYER OF THE WEEK

Oct. 11-13	Stepan Falkovsky, Allen
Oct. 14-20	Josh Dickinson, Utah
Oct. 21-27	Liam Pecararo, Greenville
Oct. 28-Nov. 3	Samuel Asselin, Atlanta
Nov. 4-10	Shawn Szydlowski, Fort Wayne
Nov. 11-17	Daniel Leavens, Brampton
Nov. 18-24	Ralph Cuddemi, Reading
Nov. 25-Dec. 1	Giovanni Fiore, Rapid City
Dec. 2-8	Jake Elmer, Maine
Dec. 9-15	Ben Johnson, Cincinnati
Dec. 16-22	Tim McGauley, Utah
Dec. 26-29	Shane Berschbach, Toledo
Dec. 30-Jan. 5	Josh Kestner, Toledo
Jan. 6-12	Pierre-Luc Mercier, Jacksonville
Jan. 13-19	Ty Lewis, Utah
Jan. 20-26	Mike Szmatala, Adirondack
Jan. 27-Feb. 3	Trevor Gooch, Reading
Feb. 4-10	Chase Lang, Jacksonville
Feb. 11-17	Matthew Weis, South Carolina
Feb. 18-24	Cam Askew, South Carolina
Feb. 25-Mar. 1	Josh Kestner, Toledo
Mar. 2-8	Anthony Nigro, Brampton

GOALTENDER OF THE WEEK

Oct. 11-13	Tomas Sholl, Idaho
Oct. 14-20	Tomas Sholl, Idaho
Oct. 21-27	Parker Milner, South Carolina
Oct. 28-Nov. 3	Michael McNiven, Adirondack
Nov. 4-10	Clint Windsor, Orlando
Nov. 11-17	Ukko-Pekka Luukkonen, Cincinnati
Nov. 18-24	Hunter Miska, Utah
Nov. 25-Dec. 1	Alex Dubeau, Brampton
Dec. 2-8	Mitch Gillam, Wichita
Dec. 9-15	Martin Ouellette, Utah
Dec. 16-22	Tomas Sholl, Idaho
Dec. 26-29	Tyler Parsons, Kansas City
Dec. 30-Jan. 5	Alex Dubeau, Brampton
Jan. 6-12	Mitch Gillam, Wichita
Jan. 13-19	Parker Milner, South Carolina
Jan. 20-26	Cole Kehler, Fort Wayne
Jan. 27-Feb. 3	Parker Gahagen, Newfoundland
Feb. 4-10	Tomas Sholl, Idaho
Feb. 11-17	Devin Williams, Tulsa
Feb. 18-24	Billy Christopoulos, Toledo
Feb. 25-Mar. 1	Colton Point, Idaho
Mar. 2-8	Michael Houser, Cincinnati

PLAYER OF THE MONTH

October	Josh Dickinson, Utah
November	Ralph Cuddemi, Reading
December	Tim McGauley, Utah
January	Tim McGauley, Utah
February	Hunter Garlent, Florida

GOALTENDER OF THE MONTH

October	Devin Williams, Tulsa
November	Michael Garteig, Newfoundland
December	Martin Ouellette, Utah
January	Kirill Ustimenko, Reading
February	Tomas Sholl, Idaho

ROOKIE OF THE MONTH

October	Mason Bergh, Fort Wayne
November	Tyler Coulter, Rapid City
December	Tyler Sheehy, Allen
January	Brennan Saulnier, Rapid City
February	Billy Christopoulos, Toledo

PLUS PERFORMER OF THE MONTH

October	Matthew Gaudrea, Reading and Brady Norrish, Idaho
November	Jack Sadek, Allen and Logan Roe, Florida
December	Tim McGauley and Griffen Molino, Utah
January	Logan Roe, Florida
February	Ben Masella, Florida

HONIG'S OFFICIAL OF THE MONTH

October	Michael Miggans
November	Nathan Frechette
December	Sean MacFarlane
January	Cole Ruwe
February	Cade Bloomenrader

2018-19 ECHL AWARD WINNERS

PLAYER OF THE WEEK

Oct. 12-14	John Edwardh, Adirondack
Oct. 15-21	Dyson Stevenson, Wichita
Oct. 22-28	Alexis D'Aoust, Jacksonville
Oct. 29-Nov. 4	Grant Besse, South Carolina
Nov. 5-11	Troy Bourke, Orlando
Nov. 12-18	Troy Josephs, Wheeling
Nov. 19-25	Matt Berry, Utah
Nov. 26-Dec. 2	Scoot Pooley, Newfoundland
Dec. 3-9	Cam Brown/Nick Saracino, Wheeling
Dec. 10-16	Cam Brown, Wheeling
Dec. 17-23	Nick Saracino, Wheeling
Dec. 27-30	Nolan Gluchowski, Idaho
Dec. 31-Jan. 6	Reid Petryk, Idaho
Jan. 7-13	Kyle Platzer, Florida
Jan. 14-20	Tanner Sorenson, Kalamazoo
Jan. 21-27	John McCarron, Florida
Jan. 28-Feb. 3	Mike Szmatala, Adirondack
Feb. 4-10	Justin MacDonald, Atlanta
Feb. 11-17	Adam Pleskach, Tulsa
Feb. 18-24	Dante Salituro, Allen
Feb. 25-Mar. 3	Trevor Olson, Orlando
Mar. 4-10	Greg Betzold, Kansas City
Mar. 11-17	Conor Riley, Adirondack
Mar. 18-24	Stephen Peretto, Tulsa
Mar. 25-31	Brady Ferguson, Newfoundland

GOALTENDER OF THE WEEK

Oct. 12-14	Joe Cannata, Utah
Oct. 15-21	Matt Tomkins, Indy
Oct. 22-28	Colton Phinney, Adirondack
Oct. 29-Nov. 4	Cam Johnson, Adirondack
Nov. 5-11	Michael Garteig, Newfoundland
Nov. 12-18	Jonas Johansson, Cincinnati
Nov. 19-25	Joe Cannata, Utah
Nov. 26-Dec. 2	Mitch Gillam, Worcester
Dec. 3-9	Dylan Wells, Wichita
Dec. 10-16	Ryan Faragher, Idaho
Dec. 17-23	Alex Sakellaropoulos, Adirondack
Dec. 27-30	Matt Tomkins, Indy
Dec. 31-Jan. 6	Zach Fucale, Fort Wayne
Jan. 7-13	Devin Williams, Tulsa
Jan. 14-20	Sean Bonar, Atlanta
Jan. 21-27	Matt Tomkins, Indy
Jan. 28-Feb. 3	Sean Bonar, Atlanta
Feb. 4-10	Martin Ouellette, Orlando
Feb. 11-17	Evan Buitenhuis, Worcester
Feb. 18-24	Alex Sakellaropoulos, Adirondack
Feb. 25-Mar. 3	Ian Keserich, Tulsa
Mar. 4-10	Adam Carlson, Rapid City
Mar. 11-17	Ian Keserich, Tulsa
Mar. 18-24	Tomas Sholl, Idaho
Mar. 25-31	Jeremy Helvig, Florida

PLAYER OF THE MONTH

October	James Henry, Adirondack
November	Caleb Herbert/Cole Ully, Utah
December	Cam Brown, Wheeling
January	Tanner Sorenson, Kalamazoo
February	Greg Chase, Maine
March	Greg Betzold, Kansas City

GOALTENDER OF THE MONTH

October	Devin Williams, Tulsa
November	Michael Garteig, Newfoundland
December	Michael Houser, Cincinnati
January	Sean Bonar, Atlanta
February	Eamon McAdam, Newfoundland
March	Jeremy Helvig, Florida

ROOKIE OF THE MONTH

October	Braylon Shmyr, Allen
November	Evan Fitzpatrick, Tulsa
December	J.T. Henke, Utah
January	Jeremy Helvig, Florida
February	John Edwardh, Adirondack
March	Mathew Thompson, Indy

PLUS PERFORMER OF THE MONTH

October	Michael Brodzinski, Orlando
November	Joe Cox, Florida
December	Alex Wideman, Cincinnati
	Nick Saracino, Wheeling
January	Logan Roe, Florida
February	Eric Knodel, Cincinnati
March	Mathew Thompson, Indy

MEIGRAY ALUMNUS OF THE MONTH

October	Jacob MacDonald, Florida (Elmira/Toledo)
November	Carter Hutton, St. Louis (Toledo)
December	Mackenzie Blackwood, New Jersey (Adirondack)
January	Jordan Binnington, St. Louis (Kalamazoo)
February	Darcy Kuemper, Arizona (Ontario/Orlando)
March	Philipp Grubauer, Colorado (South Carolina/Reading)

2017-18 ECHL AWARD WINNERS

PLAYER OF THE WEEK

Oct. 13-15	Garrett Meurs, Wheeling
Oct. 16-22	Kyle Platzer, Wichita
Oct. 23-29	Thomas Frazee, Atlanta
Oct. 30-Nov. 5	Allan McPherson, Greenville
Nov. 6-12	Phil Lane, Atlanta
Nov. 13-19	Caleb Herbert, Greenville
Nov. 20-26	Stephen MacAulay, Florida
Nov. 27-Dec. 3	Matt Willows, Reading
Dec. 4-10	Dylan Margonari, South Carolina
Dec. 11-17	Jesse Schultz, Cincinnati
Dec. 18-23	Jordan LaVallee-Smotherman, Manchester
Dec. 27-31	Michael Joly, Colorado
Jan. 1-7	Shane Conacher, Adirondack
Jan. 8-14	Quentin Shore, Florida
Jan. 15-21	Peter Sivak, Rapid City
Jan. 22-28	Bran Ward, Adirondack
Jan. 29-Feb. 4	Jordan LaVallee-Smotherman, Manchester
Feb. 5-11	Garrett Thompson, Fort Wayne
Feb. 12-18	Garrett Ladd, Tulsa
Feb. 19-25	Austin Ortega, Utah
Feb. 26-Mar. 4	Ryan Walters, Utah
Mar. 5-11	Steven Whitney, South Carolina
Mar. 12-18	Kyle Bonis, Toledo
Mar. 19-25	Brady Brassart, Idaho
Mar. 26-Apr. 1	Josh Shalla, Indy
Apr. 2-8	Ryan Olsen, Colorado

PLAYER OF THE MONTH

October	Kyle Platzer, Wichita
November	Caleb Herbert, Greenville
December	Michael Joly, Colorado
January	Matt Willows, Reading
February	Robin Press, Indy
March	Mitchell Heard, Florida

ROOKIE OF THE MONTH

October	Reid Gardiner, Wheeling
November	Shane Starrett, Wichita
December	Etienne Marcoux, Indy
January	Reid Gardiner, Wheeling
February	Austin Ortega, Utah
March	Mitch Gillam, Worcester

MEIGRAY ALUMNUS OF THE MONTH

October	Oscar Dansk, Vegas (Kalamazoo)
November	Braden Holtby, Washington (South Carolina)
December	James Reimer, Florida (Reading/South Carolina)
January	Carter Hutton, St. Louis (Toledo)
February	Yanni Gourde, Tampa Bay (San Francisco/Kalamazoo)
March	Philipp Grubauer, Washington (South Carolina/Reading)

GOALTENDER OF THE WEEK

Oct. 13-15	Michael Houser, Fort Wayne
Oct. 16-22	Jeff Jakaitis, South Carolina
Oct. 23-29	Devin Williams, Tulsa
Oct. 30-Nov. 5	Pat Nagle, Toledo
Nov. 6-12	Connor Ingram, Adirondack
Nov. 13-19	Tyler Parsons, Kansas City
Nov. 20-26	Cal Heeter, Orlando
Nov. 27-Dec. 3	Jake Hildebrand, Tulsa
Dec. 4-10	Matt Tomkins, Indy
Dec. 11-17	Michael Houser, Fort Wayne
Dec. 18-23	Ty Reichenbach, Norfolk
Dec. 27-31	Martin Ouellette, Florida
Jan. 1-7	John Muse, Reading
Jan. 8-14	Joe Cannata, Colorado
Jan. 15-21	Adam Vay, Rapid City
Jan. 22-28	John Muse, Reading
Jan. 29-Feb. 4	Mark Dekanich, Reading
Feb. 5-11	Martin Ouellette, Florida
Feb. 12-18	Branden Komm, Reading
Feb. 19-25	Mavric Parks, Kansas City
Feb. 26-Mar. 4	Ty Reichenbach, Norfolk
Mar. 5-11	Tomas Sholl, Idaho
Mar. 12-18	Tomas Sholl, Idaho
Mar. 19-25	Parker Milner, South Carolina
Mar. 26-Apr. 1	Mitch Gillam, Worcester
Apr. 2-8	Christian Frey, Rapid City

GOALTENDER OF THE MONTH

October	Devin Williams, Tulsa
November	Pat Nagle, Toledo
December	Michael Houser, Fort Wayne
January	John Muse, Reading
February	Pat Nagle, Toledo
March	Tomas Sholl, Idaho

PLUS PERFORMER OF THE MONTH

October	Michael Joly/Brady Shaw, Colorado
November	Phil Lane, Atlanta
December	Kyle Platzer, Wichita
January	Caleb Herbert, Greenville
February	Mason Baptisa/Shawn Szydlowski, Fort Wayne
March	Nick Sorkin, Wheeling
April	Bobby Shea, Fort Wayne
May	Matt Mackenzie, Florida

2016-17 ECHL AWARD WINNERS

PLAYER OF THE WEEK

Oct. 14-16	Kyle Bonis, Toledo
Oct. 17-23	Emerson Clark, Tulsa
Oct. 24-30	Lindsay Sparks, Rapid City
Oct. 31-Nov. 6	Trevor Cheek, Fort Wayne
Nov. 7-13	Justin Buzzeo, Atlanta
Nov. 14-20	Alex Wideman, Indy
Nov. 21-27	Sam Warning, Quad City
Nov. 28-Dec. 4	Vaclav Karabacek, Elmira
Dec. 5-11	Jacob MacDonald, Toledo
Dec. 12-18	Mike Cazzola, Fort Wayne
Dec. 19-23	Spencer Asuchak, Allen
Dec. 27-Jan. 1	Justin Crandall, Reading
Jan. 2-8	Brodue Dupont, Norfolk
Jan. 9-15	Christian Hilbrich, Wheeling
Jan. 16-22	Justin Taylor, Kalamazoo
Jan. 23-29	Carter Verhaeghe, Missouri
Jan. 30-Feb. 5	Matt Willows, Reading
Feb. 6-12	Simon Denis, Toledo
Feb. 13-19	Jackson Houck, Colorado
Feb. 20-26	Trevor Cheek, Fort Wayne
Feb. 27-Mar. 5	Eric Faille, Orlando
Mar. 6-12	Angelo Miceli, Greenville
Mar. 13-19	Kenton Miller, Elmira
Mar. 20-26	Josh Pitt, Kalamazoo
Mar. 27-Apr. 2	Brendan O'Donnell, Florida
Apr. 3-9	Dane Walters, Toledo

GOALTENDER OF THE WEEK

Oct. 14-16	Jake Hildebrand, Indy
Oct. 17-23	Brandon Halverson, Greenville
Oct. 24-30	Doug Carr, Wheeling
Oct. 31-Nov. 6	Jamie Phillips, Tulsa
Nov. 7-13	Jake Hildebrand, Indy
Nov. 14-20	Adam Morrison, Rapid City
Nov. 21-27	Kevin Carr, Alaska
Nov. 28-Dec. 4	Riley Gill, Allen
Dec. 5-11	Riley Gill, Allen
Dec. 12-18	Clarke Saunders, Colorado
Dec. 19-23	Joel Martin, Kalamazoo
Dec. 27-Jan. 1	Jake Paterson, Toledo
Jan. 2-8	Mark Vistentin, Cincinnati
Jan. 9-15	Brandon Anderson, Norfolk
Jan. 16-22	Kent Patterson, Wichita
Jan. 23-29	Sean Maguire, Wheeling
Jan. 30-Feb. 5	Clarke Saunders, Colorado
Feb. 6-12	Eamon McAdam, Missouri
Feb. 13-19	Adam Morrison, Rapid City
Feb. 20-26	Nick Riopel, Kalamazoo
Feb. 27-Mar. 5	Joel Rumpel, Cincinnati
Mar. 6-12	Martin Ouellette, Reading
Mar. 13-19	J.P. Anderson, Adirondack
Mar. 20-26	Ryan Faragher, Utah
Mar. 27-Apr. 2	Eric Levine, Indy
Apr. 3-9	Mark Dekanich, Reading

PLAYER OF THE MONTH

October	Casey Pierro-Zabotel, Colorado
November	Justin Buzzeo, Atlanta
December	Shawn Szydlowski, Fort Wayne
January	Carter Verhaeghe, Missouri
February	David Pacan, Brampton
March	Peter Schneider, Kalamazoo

GOALTENDER OF THE MONTH

October	Jamie Phillips, Tulsa
November	Ryan Massa, Orlando
December	Riley Gill, Allen
January	Sean Maguire, Wheeling
February	Clarke Saunders, Colorado
March	J.P. Anderson, Adirondack

ROOKIE OF THE MONTH

October	Tyson Spink, Toledo
November	Steven McParland, South Carolina
December	Mike Cazzola, Fort Wayne
January	Ralph Cuddemi, Utah
February	Stepan Falkovsky, Adirondack
March	Brian Ward, Adirondack

PLUS PERFORMER OF THE MONTH

October	Taylor Spink, Toledo
November	Curtis Leonard, Fort Wayne
December	David Makowski, Allen
January	Michael Kirkpatrick, Florida
February	Jordan Henry, Brampton
March	Mike Wilson, Quad City

MEIGRAY ALUMNUS OF THE MONTH

October	Shane Harper, Florida (Trenton/Greenville)
November	Mike Hoffman, Ottawa (Elmira)
December	Devan Dubnyk, Minnesota (Stockton)
January	Braden Holtby, Washington South Carolina
February	James Reimer, Florida (Reading/South Carolina)
March	Cam Talbot, Edmonton (Greenville)

2015-16 ECHL AWARD WINNERS

PLAYER OF THE WEEK

Oct. 16-18	Barry Almeida, Utah
Oct. 19-25	Derek Army, Wheeling
Oct. 26-Nov. 1	Tyler Barnes, Missouri
Nov. 2-8	Jordon Southorn, Fort Wayne
Nov. 9-15	A.J. Jenks, Toledo
Nov. 16-22	T.J. Foster, Orlando
Nov. 23-29	Bryan Moore, Utah
Nov. 30-Dec. 6	Mike Monfredo, Quad City
Dec. 7-13	Mikhail Stefanovich, Rapid City
Dec. 14-20	Kyle Jean, Idaho
Dec. 21-27	Mike Embach, Fort Wayne
Dec. 28-Jan. 3	Matt Register, Atlanta
Jan. 4-10	Shane Berschbach, Toledo
Jan. 11-17	Barry Almeida, Utah
Jan. 18-24	Chris Crane, Allen
Jan. 25-31	Johnny Lazo, Colorado
Feb. 1-7	Allan McPherson, Elmira
Feb. 8-14	Garrett Noonan, Cincinnati
Feb. 15-21	Shane Berschbach, Toledo
Feb. 22-28	Cason Hohmann, Elmira
Feb. 29-Mar. 6	Cody Wydo, Wheeling
Mar. 7-13	Kevin Goumas, Reading
Mar. 14-20	Peter MacArthur, Adirondack
Mar. 21-27	Ludwig Blomstrand, Kalamazoo
Mar. 28-Apr. 3	Evan Rankin, Toledo
Apr. 4-9	Michael Kirkpatrick, Adirondack

GOALTENDER OF THE WEEK

Oct. 16-18	Josh Robinson, Missouri
Oct. 19-25	Adam Morrison, Greenville
Oct. 26-Nov. 1	Joel Martin, Kalamazoo
Nov. 2-8	Ryan Faragher, Utah
Nov. 9-15	Vitek Vanecek, South Carolina
Nov. 16-22	Steve Michalek, Quad City
Nov. 23-29	Marek Langhamer, Rapid City
Nov. 30-Dec. 6	Ty Rimmer, Norfolk
Dec. 7-13	Eric Levine, Colorado
Dec. 14-20	Jeff Lerg, Toledo
Dec. 21-27	Branden Komm, South Carolina
Dec. 28-Jan. 3	Pat Nagle, Fort Wayne
Jan. 4-10	Shane Owen, Indy
Jan. 11-17	Kent Simpson, Adirondack
Jan. 18-24	Jack Campbell, Idaho
Jan. 25-31	Jake Paterson, Toledo
Feb. 1-7	Pat Nagle, Fort Wayne
Feb. 8-14	Jack Campbell, Idaho
Feb. 15-21	Danny Battochio, Rapid City
Feb. 22-28	Joel Rumpel, Allen
Feb. 29-Mar. 6	Alain Valiquette, Greenville
Mar. 7-13	Vitek Vanecek, South Carolina
Mar. 14-20	David Shantz, Wichita
Mar. 21-27	Brody Hoffman, Quad City
Mar. 28-Apr. 3	Joel Martin, Kalamazoo
Apr. 4-9	Jussi Olkinuora, Tulsa

PLAYER OF THE MONTH

October	Rob Bordson, Adirondack
November	Jesse Root, Missouri
December	Trent Daavettila, Colorado
January	Shane Berschbach, Toledo
February	Allan McPherson, Elmira
March	Shawn Szydlowski, Fort Wayne

GOALTENDER OF THE MONTH

October	Josh Robinson, Missouri
November	Daniel Altshuler, Florida
December	Josh Robinson, Missouri
January	Jack Campbell, Idaho
February	Andy Iles, Cincinnati
March	Vitek Vanecek, South Carolina

ROOKIE OF THE MONTH

October	Steve Michalek, Quad City
November	Vitek Vanecek, South Carolina
December	C.J. Motte, Elmira
January	Johnny Lazo, Colorado
February	Brett Cameron, South Carolina
March	Cody Wydo, Wheeling

PLUS PERFORMER OF THE MONTH

October	Drew Daniels/Jordon Southorn, Fort Wayne
	Eric Baier, Orlando
November	Patrick Cullity, Missouri
December	Jacob MacDonald, Elmira
January	Collin Bowman, Colorado
February	Anton Cederholm, Kalamazoo
March	Joey Leach, South Carolina

MEIGRAY ALUMNUS OF THE MONTH

October	Mike Condon, Montreal (Ontario/Wheeling)
November	Garret Sparks, Toronto (Orlando)
December	Braden Holtby, Washington (South Carolina)
January	Petr Mrazek, Detroit (Toledo)
February	Michal Neuvirth, Philadelphia, (South Carolina)
March	Scott Wedgewood, New Jersey (Trenton/Adirondack)

2014-15 ECHL AWARD WINNERS

PLAYER OF THE WEEK

Oct. 17-19	Riley Brace, Wheeling
Oct. 20-26	Mathew Pistilli, Fort Wayne
Oct. 27-Nov. 2	Matt Tassone, Elmira
Nov. 3-9	Mitchell Heard, Fort Wayne
Nov. 10-16	Cory Trivino, Florida
Nov. 17-23	Jon Booras, Tulsa
Nov. 24-30	Garrett Meurs, Fort Wayne
Dec. 1-7	Chad Costello, Allen
Dec. 8-14	Brock Nixon, Colorado
Dec. 15-21	Shawn Szydlowski, Fort Wayne
Dec. 22-28	Thomas Frazee, Fort Wayne
Dec. 29-Jan. 4	Geoff Walker, Ontario
Jan. 5-11	Darryl Bootland, Colorado
Jan. 12-18	Chris Kushneriuk, Florida
Jan. 19-25	Casey Pierro-Zabotel, Gwinnett
Jan. 26-Feb. 1	Jesse Schultz, Rapid City
Feb. 2-8	Derek DeBlois, South Carolina
Feb. 9-15	Chad Painchaud, Brampton
Feb. 16-22	Andrew Rowe, South Carolina
Feb. 23-Mar. 1	Chad Costello, Allen
Mar. 2-8	Brett Robinson, Idaho
Mar. 9-15	David Rutherford, Ontario
Mar. 16-22	Shawn Szydlowski, Fort Wayne
Mar. 23-29	Sahir Gill, Wheeling
Mar. 30-Apr. 5	Matt White, Ontario
Apr. 6-12	Derek Army, Wheeling

GOALTENDER OF THE WEEK

Oct. 17-19	Joe Cannata, Ontario
Oct. 20-26	Jeff Malcolm, Greenville
Oct. 27-Nov. 2	Allen York, Florida
Nov. 3-9	Joel Martin, Kalamazoo
Nov. 10-16	Riley Gill, Allen
Nov. 17-23	Shawn Owen, Stockton
Nov. 24-30	Trevor Cann, Brampton
Dec. 1-7	Jeff Jakaitis, South Carolina
Dec. 8-14	Joel Martin, Kalamazoo
Dec. 15-21	Jason Missiaen, Greenville
Dec. 22-28	Sam Brittain, Cincinnati
Dec. 29-Jan. 4	Olivier Roy, Idaho
Jan. 5-11	Roman Will, Fort Wayne
Jan. 12-18	Ryan Faragher, Utah
Jan. 19-25	Mac Carruth, Indy
Jan. 26-Feb. 1	Connor Knapp, Reading
Feb. 2-8	Garret Sparks, Orlando
Feb. 9-15	Adam Morrison, South Carolina
Feb. 16-22	Igor Bobkov, Utah
Feb. 23-Mar. 1	Troy Redmann, Alaska
Mar. 2-8	Aaron Crandall, Colorado
Mar. 9-15	Jeff Jakaitis, South Carolina
Mar. 16-22	Jeff Lerg, Toledo
Mar. 23-29	Joel Martin, Kalamazoo
Mar. 30-Apr. 5	Igor Bobkov, Utah
Apr. 6-12	Jussi Olkinuora, Ontario

PLAYER OF THE MONTH

October	Curtis Valk, Kalamazoo
November	Greg Miller, Orlando
December	Chad Costello, Allen
January	Trent Daavettila, Colorado
February	Chad Painchaud, Brampton
March	Brendan Connolly, Alaska
April	Chad Costello, Allen

GOALTENDER OF THE MONTH

October	Olivier Roy, Idaho
November	Jeff Lerg, Toledo
December	Jason Missiaen, Greenville
January	Mac Carruth, Indy
February	Jeff Jakaitis
	Adam Morrison, South Carolina
March	Jeff Jakaitis, South Carolina
April	Franky Palazzese, Wheeling

ROOKIE OF THE MONTH

October	Jason Bast, Idaho
November	Olivier Archambault, Alaska
December	Tyler Barnes, Toledo
January	Jason Bast, Idaho
February	Derek DeBlois, South Carolina
March	Eric Faille, Fort Wayne
April	Roman Will, Fort Wayne

PLUS PERFORMER OF THE MONTH

October	Collin Bowman/Taylor Vause, Colorado
November	Mike Little, Florida
	Trevor Ludwig, Allen
December	Chad Costello, Allen
January	Eric Springer/Joe Stejskal, Gwinnett
February	Derek DeBlois, South Carolina
March	Evan Renwick, Alaska
	Adam Brace, Florida
April	Kyle Bonis/Cody Lampl, Toledo

MEIGRAY ALUMNUS OF THE MONTH

October	Scott Darling, Chicago (Florida/Wheeling/Cincinnati)
November	Jaroslav Halak, New York Islanders (Long Beach)
December	Rob Zepp, Philadelphia (Florida)
January	Braden Holtby, Washington (South Carolina)
February	Devan Dubnyk, Minnesota (Stockton)
March	Cam Talbot, New York Rangers (Greenville)

2013-14 ECHL AWARD WINNERS**PLAYER OF THE WEEK**

Oct. 18-20	Jamie MacQueen, Utah
Oct. 21-27	Anthony Nigro, Idaho
Oct. 28-Nov. 3	Wade Megan, Cincinnati
Nov. 4-10	Marc Hagel, South Carolina
Nov. 11-17	Dan DaSilva, Ontario
Nov. 18-24	Zack Torquato, Wheeling
Nov. 25-Dec. 1	Kyle Kraemer, Ontario
Dec. 2-8	Andrew Cherniwchan, South Carolina
Dec. 9-15	Andrew Clark, Stockton
Dec. 16-22	Trent Daavettila, Colorado
Dec. 23-29	Tom Zanoski, Evansville
Dec. 30-Jan. 5	Mike Ullrich, Orlando
Jan. 6-12	Sean Wiles, Reading
Jan. 13-19	Joel Broda, Bakersfield
Jan. 20-26	Cody Sylvester, Wheeling
Jan. 27-Feb. 2	Mike Vaskivuo, Elmira
Feb. 3-9	Nick Mazzolini, Alaska
Feb. 10-16	Mickey Lang, Orlando
Feb. 17-23	Taylor Matson, Orlando
Feb. 24-Mar. 2	Joey Haddad, Gwinnett
Mar. 3-9	Adam Hughesman, Las Vegas
Mar. 10-16	Cody Sylvester, Wheeling
Mar. 17-23	Brian Nugent, Cincinnati
Mar. 24-30	Aaron Clarke, Fort Wayne
Mar. 31-Apr. 6	Chase Schaber, Bakersfield
Apr. 7-13	Geoff Walker, Florida

GOALTENDER OF THE WEEK

Oct. 18-20	Jeff Jakaitis, South Carolina
Oct. 21-27	Mike Clemente, Evansville
Oct. 28-Nov. 3	Laurent Brossoit, Alaska
Nov. 4-10	John Curry, Orlando
Nov. 11-17	Michael Hutchinson, Ontario
Nov. 18-24	Brian Foster, Stockton
Nov. 25-Dec. 1	Mike Condon, Wheeling
Dec. 2-8	Olivier Roy, Alaska
Dec. 9-15	Trevor Cann, Florida
Dec. 16-22	Connor Knapp, Greenville
Dec. 23-29	Laurent Brossoit, Bakersfield
Dec. 30-Jan. 5	Michael Hutchinson, Ontario
Jan. 6-12	Brandon Anderson, Reading
Jan. 13-19	Laurent Brossoit, Bakersfield
Jan. 20-26	Aaron Dell, Utah
Jan. 27-Feb. 2	Igor Bobkov, Utah
Feb. 3-9	Pat Nagle, Idaho
Feb. 10-16	Jason Missiaen, Greenville
Feb. 17-23	Ben Meisner, Fort Wayne
Feb. 24-Mar. 2	Brandon Anderson, Reading
Mar. 3-9	Joel Martin, Kalamazoo
Mar. 10-16	Mike Condon, Wheeling
Mar. 17-23	Igor Bobkov, Utah
Mar. 24-30	Josh Robinson, Idaho
Mar. 31-Apr. 6	Mike Condon, Wheeling
Apr. 7-13	Andy Iles, Florida

PLAYER OF THE MONTH

October	Matthew Pistilli, Florida
November	Mitch Wahl, Idaho
December	Trent Daavettila, Colorado
January	Anthony Luciani, Cincinnati
February	Andrew Rowe, Greenville
March	Jacob Cepis, Orlando
April	Geoff Walker, Florida

GOALTENDER OF THE MONTH

October	Jeff Jakaitis, South Carolina
November	Michael Hutchinson, Ontario
December	Jeff Jakaitis, South Carolina
January	Aaron Dell, Utah
February	Igor Bobkov, Utah
March	Igor Bobkov, Utah
April	Mike Condon, Wheeling

ROOKIE OF THE MONTH

October	Tim Coffman, Alaska
November	Mike Condon, Wheeling
December	Jordan Binnington, Kalamazoo
January	Joe Howe, Cincinnati
February	Taylor Matson, Orlando
March	Josh Nicholls, Greenville
April	Mike Condon, Wheeling

PLUS PERFORMER OF THE MONTH

October	Andrew Rowe, Greenville
November	Brandon MacLean, Florida
December	Daultan Leveille, Evansville
January	Peter Sivak, Alaska
February	Justin Taylor/Yannick Veilleux, Kalamazoo
	Jonathan Hazen, Cincinnati
March	Rylan Galiardi, Idaho
April	Josh Shalla, Cincinnati

MEIGRAY ALUMNUS OF THE MONTH

October	Jaroslav Halak, St. Louis (Long Beach)
November	Jeff Zatkoff, Pittsburgh (Ontario)
December	Martin Jones, Los Angeles (Ontario)
January	Anton Khudobin, Carolina (Texas/Florida)
February	Darcy Kuemper, Minnesota (Ontario/Orlando)
March	Jonathan Quick, Los Angeles (Reading)
April	Kristers Gudlevskis, Tampa Bay (Florida)

2012-13 ECHL AWARD WINNERS

PLAYER OF THE WEEK

Oct. 12-14	Riley Armstrong, Utah
Oct. 15-21	Artem Demkov, Elmira
Oct. 22-28	Brandon Dubinsky, Alaska
Oct. 29-Nov. 4	Michael Forney, Colorado
Nov. 5-11	Chad Costello, Colorado
Nov. 12-18	Toni Rajala, Stockton
Nov. 19-25	C.J. Stretch, Ontario
Nov. 26-Dec. 2	Brad Mills, Utah
Dec. 3-9	Dylan Clarke, Evansville
Dec. 10-16	Ryan Lasch, Fort Wayne
Dec. 17-23	Phil DeSimone, Trenton
Dec. 24-30	Dan Gendur, Orlando
Dec. 31-Jan. 6	Corey Elkins, Fort Wayne
Jan. 7-13	Nicholas Tremblay, Bakersfield
Jan. 14-20	Bretton Cameron, Greenville
Jan. 21-27	Tyler McNeely, South Carolina
Jan. 28-Feb. 3	Colin Vock, Utah
Feb. 4-10	Andrew Sarauer, Las Vegas
Feb. 11-17	Kevin Baker, Evansville
Feb. 18-24	Stephen Schultz, Trenton
Feb. 25-Mar. 3	Trevor Parkes, Toledo
Mar. 4-10	Mathieu Aubin, Cincinnati
Mar. 11-17	Adam Estoclet, Utah
Mar. 18-24	Jacob Cepis, Trenton Shane Harper, Trenton
Mar. 25-30	Mathieu Roy, Florida

GOALTENDER OF THE WEEK

Oct. 12-14	Marc Cheverie, Elmira
Oct. 15-21	Josh Robinson, Idaho
Oct. 22-28	Mike Lee, Gwinnett
Oct. 29-Nov. 4	Chris Carrozzi, Ontario
Nov. 5-11	Mike Lee, Gwinnett
Nov. 12-18	Philipp Grubauer, Reading
Nov. 19-25	Thomas Heemskerk, San Francisco
Nov. 26-Dec. 2	Ryan Zapolski, South Carolina
Dec. 3-9	Cody Reichard, Stockton
Dec. 10-16	Nathan Lieuwen, Greenville
Dec. 17-23	Peter Delmas, Wheeling
Dec. 24-30	Ryan Zapolski, South Carolina
Dec. 31-Jan. 6	Joel Martin, Kalamazoo
Jan. 7-13	Pat Nagle, Florida
Jan. 14-20	John Curry, Orlando
Jan. 21-27	Joel Martin, Kalamazoo
Jan. 28-Feb. 3	Kent Simpson, Toledo
Feb. 4-10	Joe Fallon, Las Vegas
Feb. 11-17	Brian Stewart, Bakersfield
Feb. 18-24	Ryan Zapolski, South Carolina
Feb. 25-Mar. 3	Michael Houser, Cincinnati
Mar. 4-10	Peter Delmas, Wheeling
Mar. 11-17	Riley Gill, Reading
Mar. 18-24	Riley Gill, Reading
Mar. 25-30	Jesse Deckert, Florida

PLAYER OF THE MONTH

October	Nick Petersen, Orlando
November	Chad Costello, Colorado
December	Yannick Tifu, Reading
January	Colton Yellow Horn, Ontario
February	Mathieu Roy, Florida
March	Mathieu Roy, Florida

GOALTENDER OF THE MONTH

October	Marc Cheverie, Elmira
November	Philipp Grubauer, Reading
December	Ryan Zapolski, South Carolina
January	Ken Reiter, Fort Wayne
February	Ryan Zapolski, South Carolina
March	Riley Gill, Reading

ROOKIE OF THE MONTH

October	Doug Jones, Gwinnett
November	Josh Robinson, Idaho
December	Marcel Noebels, Trenton
January	Austin Fyten, Idaho
February	Tyler Gron, Idaho
March	Corey Trivino, Florida

PLUS PERFORMER OF THE MONTH

October	Drew MacKenzie, Utah
November	Kyle Kraemer, Ontario
December	Andrej Nestrasil, Toledo
January	Dustin Gazley, Elmira
February	Judd Blackwater, Las Vegas
March	Rylan Galiardi, Idaho

MEIGRAY ALUMNUS OF THE MONTH

October	Alexandre Bolduc, Portland (Bakersfield)
November	Barry Brust, Abbotsford (Florida/Reading)
December	Braden Holtby, Hershey (South Carolina)
January	Cory Conacher, Tampa Bay (Cincinnati)
February	Francois Beauchemin, Anaheim (Mississippi)
March	James Reimer, Toronto (Reading/South Carolina)

2011-12 ECHL AWARD WINNERS

PLAYER OF THE WEEK

Oct. 14-16	Evan Barlow, Elmira
Oct. 17-23	Justin Shugg, Florida
Oct. 24-30	Eric Lampe, Las Vegas
Oct. 31-Nov. 6	Brandon Svendsen, Kalamazoo
Nov. 7-13	Olivier Labelle, Reading
Nov. 14-20	Chris Barton, Wheeling
Nov. 21-27	Chad Klassen, Idaho
Nov. 28-Dec. 4	Mitch Fadden, Utah
Dec. 5-11	Chad Costello, Colorado
Dec. 12-18	Riley Nelson, Colorado
Dec. 19-25	Michael Forney, Colorado
Dec. 26-Jan. 1	Tyler Helfrich, Bakersfield
Jan. 2-8	Dustin Gazley, Elmira
Jan. 9-15	Joey Martin, Toledo
Jan. 16-22	Jordan Pietrus, Elmira
Jan. 23-29	Justin Bowers, Greenville
Jan. 30-Feb. 5	Chris Doyle, Stockton
Feb. 6-12	Evan Trupp, Bakersfield
Feb. 13-19	Andy Bohmbach, Trenton
Feb. 20-26	Kevin Ulanski, Colorado
Feb. 27-Mar. 4	Rylan Galiardi, Florida
Mar. 5-11	Paul McIlveen, Utah
Mar. 12-18	Peter Boyd, Bakersfield
Mar. 13-25	Yannick Riendeau, Reading
Mar. 26-31	Adam Miller, Las Vegas

GOALTENDER OF THE WEEK

Oct. 14-16	Gerald Coleman, Alaska
Oct. 17-23	Gerald Coleman, Alaska
Oct. 24-30	Andrew Engelage, Utah
Oct. 31-Nov. 6	Philipp Grubauer, S. Carolina
Nov. 7-13	Nic Riopel, Greenville
Nov. 14-20	Olivier Roy, Stockton
Nov. 21-27	Darcy Kuemper, Ontario
Nov. 28-Dec. 4	Brian Stewart, Elmira
Dec. 5-11	Jason Missiaen, Greenville
Dec. 12-18	Jeff Jakaitis, Gwinnett
Dec. 19-25	Jerry Kuhn, Idaho
Dec. 26-Jan. 1	Jeff Jakaitis, Gwinnett
Jan. 2-8	Olivier Roy, Stockton
Jan. 9-15	Adam Courchaine, Alaska
Jan. 16-22	Daren Machesney, S. Carolina
Jan. 23-29	Joe Fallon, Las Vegas
Jan. 30-Feb. 5	Peter Delmas, Wheeling
Feb. 6-12	Alec Richards, Toledo
Feb. 13-19	Pat Nagle, Florida
Feb. 20-26	Adam Courchaine, Alaska
Feb. 27-Mar. 4	Jason Missiaen, Greenville
Mar. 5-11	Ryan Zapolski, Gwinnett
Mar. 12-18	James Reid, Alaska
Mar. 13-25	Andrew Engelage, Utah
Mar. 26-31	Bryan Hince, Idaho

PLAYER OF THE MONTH

October	Eric Lampe, Las Vegas
November	Jeff Prough, Greenville
December	Wes Goldie, Alaska
January	Justin Bowers, Greenville
February	Kevin Ulanski, Colorado
March	Nick Sirota, Kalamazoo

GOALTENDER OF THE MONTH

October	Gerald Coleman, Alaska
November	Philipp Grubauer, South Carolina
December	Jeff Jakaitis, Gwinnett
January	Chris Carrozzini, Ontario
February	Riley Gill, Kalamazoo
March	Brian Stewart, Elmira

ROOKIE OF THE MONTH

October	Scott Freeman, Bakersfield
November	Chris Barton, Wheeling
December	Anthony Luciani, Cincinnati
January	Philipp Grubauer, South Carolina
February	Dustin Gazley, Elmira
March	Scott Pitt, Florida

PLUS PERFORMER OF THE MONTH

October	Joe Sova, Kalamazoo
November	Russ Sinkewich, Alaska
December	Chad Costello, Colorado
January	Pierre-Luc O'Brien, S. Carolina
February	Joey Sides, Colorado
March	Denny Urban, Reading

MEIGRAY ALUMNUS OF THE MONTH

October	Jonathan Quick, Los Angeles (Reading)
November	Tim Thomas, Boston (Birmingham)
December	Richard Bachman, Dallas (Idaho)
January	Jaroslav Halak, St. Louis (Long Beach)
February	Mike Smith, Phoenix (Lexington)
March	Michael Ryder, Dallas (Tallahassee/Mississippi)

2010-11 ECHL AWARD WINNERS

PLAYER OF THE WEEK

Oct. 15-17	Michael Dubuc, Elmira
Oct. 18-24	Derek Nesbitt, Gwinnett
Oct. 25-31	Nick Petersen, Wheeling
Nov. 1-7	Ryan Garbutt, Gwinnett
Nov. 8-14	Brad Snetsinger, Utah
Nov. 15-21	Wes Goldie, Alaska
Nov. 22-28	Brett Parnham, Utah
Nov. 29-Dec. 5	Francis Lemieux, Florida
Dec. 6-12	Tyler Mosienko, Las Vegas
Dec. 13-19	Ryan Ginand, Trenton
Dec. 20-26	Matt Beca, Florida
Dec. 27-Jan. 2	Scott Howes, Alaska
Jan. 3-9	Rob Ricci, South Carolina
Jan. 10-16	Bretton Cameron, Stockton
Jan. 17-23	Marty Flichel, Idaho
Jan. 24-30	Nick Petersen, Wheeling
Jan. 31-Feb. 6	Mike Hedden, Toledo
Feb. 7-13	Trent Daavettila, Kalamazoo
Feb. 14-20	Matt Beca, Florida
Feb. 21-27	Justin Donati, Elmira
Feb. 28-Mar. 6	Mark Derlago, Idaho
Mar. 7-13	Wes Goldie, Alaska
Mar. 14-20	Andrew Sarauer, Reading
Mar. 21-27	Steve Vanoosten, Stockton
Mar. 28-Apr. 2	Jeff Prough, Trenton

GOALTENDER OF THE WEEK

Oct. 15-17	Patrick Killeen, Wheeling
Oct. 18-24	Tyson Sexsmith, Stockton
Oct. 25-31	Nic Riopel, Greenville
Nov. 1-7	Bryan Pitton, Stockton
Nov. 8-14	Kellen Briggs, Ontario
Nov. 15-21	David Shantz, Victoria
Nov. 22-28	Billy Sauer, Gwinnett
Nov. 29-Dec. 5	Dov Grumet-Morris, Greenville
Dec. 6-12	Dov Grumet-Morris, Greenville
Dec. 13-19	Josh Tordjman, Bakersfield
Dec. 20-26	Josh Tordjman, Bakersfield
Dec. 27-Jan. 2	J.P. Lamoureux, Utah
Jan. 3-9	Andrew Engelage, Utah
Jan. 10-16	Ryan Nie, Kalamazoo
Jan. 17-23	Joe Fallon, Las Vegas
Jan. 24-30	Peter Delmas, Wheeling
Jan. 31-Feb. 6	Andrew Engelage, Utah
Feb. 7-13	David Shantz, Victoria
Feb. 14-20	Matt Dalton, Reading
Feb. 21-27	Nic Riopel, Greenville
Feb. 28-Mar. 6	Chris Carrozzi, Gwinnett
Mar. 7-13	Marco Cousineau, Elmira
Mar. 14-20	Tyson Sexsmith, Stockton
Mar. 21-27	Brian Stewart, Bakersfield
Mar. 28-Apr. 2	Michael Ouzas, Las Vegas

PLAYER OF THE MONTH

October	Derek Nesbitt, Gwinnett
November	Brendan Connolly, Greenville
December	Ben Street, Wheeling
January	Evan Barlow, Idaho
February	Trent Daavettila, Kalamazoo
March	Wes Goldie, Alaska

GOALTENDER OF THE MONTH

October	Riley Gill, Victoria
November	Michael Ouzas, Las Vegas
December	Dov Grumet-Morris, Greenville
January	Tyler Beskorowany, Idaho
February	Adam Courchaine, Alaska
March	Gerald Coleman, Alaska

ROOKIE OF THE MONTH

October	Aaron Bendickson, Gwinnett
November	Kael Mouillierat, Idaho
December	Mike McKenzie, Florida
January	Nick Petersen, Wheeling
February	Chris Langkow, Alaska
March	Brian Stewart, Bakersfield

PLUS PERFORMER OF THE MONTH

October	Derek Nesbitt, Gwinnett
November	Brendan Connolly, Greenville
December	Cedric McNicoll, Florida
January	Nick Petersen, Wheeling
February	Trent Daavettila, Kalamazoo
March	Ethan Cox, Alaska

MEIGRAY ALUMNUS OF THE MONTH

October	Tim Thomas, Los Angeles (Birmingham)
November	Michal Neuvirth, Washington (South Carolina)
December	Jonathan Quick, Los Angeles (Reading)
January	Alexandre Burrows, Vancouver (Greenville/Baton Rouge/Columbia)
February	Johan Hedberg, New Jersey (Baton Rouge)
March	Braden Holtby, Washington (South Carolina)

2009-10 ECHL AWARD WINNERS

PLAYER OF THE WEEK

Oct. 15-18	Jamie Milam, Toledo
Oct. 19-25	John Lammers, Alaska
Oct. 26-Nov. 1	Stefano Giliati, Reading
Nov. 2-8	Jacob Micflikier, Florida
Nov. 9-15	Justin Donati, Elmira
Nov. 16-22	Dan Sexton, Bakersfield
Nov. 23-29	Harrison Reed, Florida
Nov. 30-Dec. 6	Adam Miller, Las Vegas
Dec. 7-13	Matt Robinson, Stockton
Dec. 14-20	Ben Gordon, Reading
Dec. 21-27	Ryan Cruthers, Reading
Dec. 28-Jan. 3	Justin Donati, Elmira
Jan. 4-10	Ned Lukacevic, Las Vegas
Jan. 11-17	Thomas Beauregard, Wheeling
Jan. 18-24	Tyler Donati, Elmira
Jan. 25-31	Mark Derlago, Idaho
Feb. 1-7	Mark Derlago, Idaho
Feb. 8-14	Tyler Donati, Elmira
Feb. 15-21	Matt Vokes, Trenton
Feb. 22-28	James Sixsmith, Utah
Mar. 1-7	Stefano Giliati, Reading
Mar. 8-14	Adam Miller, Las Vegas
Mar. 15-21	Andrew Martens, Ontario
Mar. 22-28	Andrew Fournier, Kalamazoo
Mar. 29-Apr. 3	Daniel Steiner, Reading

GOALTENDER OF THE WEEK

Oct. 15-18	Rejean Beauchemin, Idaho
Oct. 19-25	Ryan Nie, Kalamazoo
Oct. 26-Nov. 1	Richard Bachman, Idaho
Nov. 2-8	Curtis Darling, Ontario
Nov. 9-15	Matt Keetley, Victoria
Nov. 16-22	Mitch O'Keefe, Utah
Nov. 23-29	Rejean Beauchemin, Idaho
Nov. 30-Dec. 6	Mark Dekanich, Cincinnati
Dec. 7-13	Ryan Munce, Charlotte
Dec. 14-20	David Shantz, Victoria
Dec. 21-27	Bryan Pitton, Stockton
Dec. 28-Jan. 3	David Shantz, Victoria
Jan. 4-10	Brad Thiessen, Wheeling
Jan. 11-17	Frank Doyle, Alaska
Jan. 18-24	Barry Brust, Florida
Jan. 25-31	Bryan Pitton, Stockton
Feb. 1-7	Julien Ellis, Elmira
Feb. 8-14	Andrew Perugini, Stockton
Feb. 15-21	Shane Connelly, South Carolina
Feb. 22-28	Curtis Darling, Ontario
Mar. 1-7	Ryan Nie, Kalamazoo
Mar. 8-14	Jimmy Spratt, Las Vegas
Mar. 15-21	Jordan Pearce, Toledo
Mar. 22-28	Dave Caruso, Trenton
Mar. 29-Apr. 3	Billy Sauer, Alaska

PLAYER OF THE MONTH

October	Ryan Kinasewich, Utah
November	Jacob Micflikier, Florida
December	Ben Gordon, Reading
January	Mark Derlago, Idaho
February	Tyler Donati, Elmira
March	Adam Miller, Las Vegas

GOALTENDER OF THE MONTH

October	Ryan Nie, Kalamazoo
November	Timo Pielmeier, Bakersfield
December	Todd Ford, South Carolina
January	Frank Doyle, Alaska
February	Dave Caruso, Trenton
March	Ryan Munce, Charlotte

ROOKIE OF THE MONTH

October	Justin Donati, Elmira
November	Connor Shields, Johnstown
December	Justin Donati, Elmira
January	Evan Barlow, Idaho
February	Matt Vokes, Trenton
March	Chris D'Alvise, Stockton

PLUS PERFORMER OF THE MONTH

October	Evan Barlow, Idaho
	Anton Kharin, Kalamazoo
November	T.J. Reynolds, Charlotte
December	Trent Campbell, South Carolina
	Chris Capraro, Wheeling
	Ryan Constant, Stockton
	Ben Gordon, Reading
January	Mat Robinson, Elmira
	Anthony Aiello, Stockton
February	Brett Motherwell, Cincinnati
March	Mark Derlago, Idaho

MEIGRAY ALUMNUS OF THE MONTH

October	Jonathan Quick, Los Angeles (Reading)
November	Rich Peverley, Atlanta (South Carolina/Reading)
December	Dan Sexton, Anaheim (Bakersfield)
January	Alexandre Burrows, Vancouver (Greenville/Baton Rouge/Columbia)
February	Mark Streit, New York Islanders (Tallahassee)
March	Jaroslav Halak, Montreal (Long Beach)

2008-09 ECHL AWARD WINNERS

PLAYER OF THE WEEK

Oct. 17-19	Kimbi Daniels, Phoenix
Oct. 20-26	Tommy Goebel, Wheeling
Oct. 27-Nov. 2	Mark Derlago, Bakersfield
Nov. 3-9	Mathieu Melanson, Mississippi
Nov. 10-16	Ryan Garlock, Johnstown
Nov. 17-23	Kevin Baker, Florida
Nov. 24-30	Jacob Micflikier, Florida
Dec. 1-7	Brad Schell, Gwinnett
Dec. 8-14	Travis Morin, South Carolina
Dec. 15-21	Kevin Baker, Florida
Dec. 22-28	Michael Dubuc, South Carolina
Dec. 29-Jan. 4	Michael Cohen, Cincinnati
Jan. 5-11	Cory Urquhart, Stockton
Jan. 12-18	Mike Lalonde, Stockton
Jan. 19-25	Ryan Kinasewich, Utah
Jan. 26-Feb. 1	Jimmy Kilpatrick, Cincinnati
Feb. 2-8	Michael Dubuc, South Carolina
Feb. 9-15	Mike Wirll, Bakersfield
Feb. 16-22	Chad Painchaud, Bakersfield
Feb. 23-Mar. 1	Mike Wirll, Bakersfield
Mar. 2-8	Rob Hennigar, Utah
Mar. 9-15	Eric Castonguay, Trenton
Mar. 16-22	Bryan McGregor, Idaho
Mar. 23-29	Ben Gordon, Reading
Mar. 30-Apr. 4	Bryan McGregor, Idaho

GOALTENDER OF THE WEEK

Oct. 17-19	Jeff Jakaitis, Charlotte
Oct. 20-26	Jeff Zatkoff, Ontario
Oct. 27-Nov. 2	Kris Mayotte, Johnstown
Nov. 3-9	Anton Khudobin, Florida
Nov. 10-16	Jonathan Boutin, Victoria
Nov. 17-23	Curtis Darling, Wheeling
Nov. 24-30	John Murray, Ontario
Dec. 1-7	Craig Kowalski, Phoenix
Dec. 8-14	Jeremy Duchesne, Mississippi
Dec. 15-21	Todd Ford, Victoria
Dec. 22-28	Ian Vigier, South Carolina
Dec. 29-Jan. 4	Gerald Coleman, Trenton
Jan. 5-11	Michae Ouzas, Reading
Jan. 12-18	David Leggio, Florida
Jan. 19-25	Craig Kowalski, Phoenix
Jan. 26-Feb. 1	Kris Mayotte, Johnstown
Feb. 2-8	Mitch O'Keefe, Elmira
Feb. 9-15	Ian Keserich, Johnstown
Feb. 16-22	Jeff Jakaitis, Charlotte
Feb. 23-Mar. 1	Andrew Perugini, Stockton
Mar. 2-8	Curtis Darling, Wheeling
Mar. 9-15	Glenn Fisher, Las Vegas
Mar. 16-22	James Reimer, South Carolina
Mar. 23-29	Matt Climie, Idaho
Mar. 30-Apr. 4	David Leggio, Florida

PLAYER OF THE MONTH

October	Tommy Goebel, Wheeling
November	Kevin Baker, Florida
December	Wes Goldie, Victoria
January	Ryan Kinasewich, Utah
February	Mark Derlago, Bakersfield
March	Bryan McGregor, Idaho

GOALTENDER OF THE MONTH

October	Jeff Jakaitis, Charlotte
November	Anton Khudobin, Florida
December	Todd Ford, Victoria
January	David Leggio, Florida
February	Ryan Munce, Mississippi
March	Matt Climie, Idaho

ROOKIE OF THE MONTH

October	Jeff Zatkoff, Ontario
November	Jean-Philippe Lamoureux, Alaska
December	Matt Climie, Idaho
January	Jimmy Kilpatrick, Cincinnati
February	Brad Snetsinger, Trenton
March	Rob Hennigar, Utah

PLUS PERFORMER OF THE MONTH

October	Tommy Goebel, Wheeling
November	Kyle Wharton, Johnstown
December	Gary Gladue, Victoria
January	Luke Erickson, Alaska
February	Nate Kiser, South Carolina
March	Bruce Graham, Bakersfield

MEIGRAY ALUMNUS OF THE MONTH

October	Mike Smith, Tampa Bay (Lexington)
November	Joey MacDonald, New York Islanders (Toledo)
December	Tim Thomas, Boston (Birmingham)
February	Tomas Vokoun, Florida (Wheeling)
March	Alex Burrows, Vancouver (Greenville)

2007-08 ECHL AWARD WINNERS**PLAYER OF THE WEEK**

Oct. 18-21	Daniel Sisca, Phoenix
Oct. 22-28	Scott Burt, Utah
Oct. 29-Nov. 4	Ash Goldie, Victoria
Nov. 5-11	Chris Blight, Reading
Nov. 12-18	Derek Damon, Florida
Nov. 19-25	Brett Pilkington, Elmira
Nov. 26-Dec. 2	Aaron Slattengren, Augusta
Dec. 3-9	Bryan Rodney, Elmira
Dec. 10-16	Matt Beaudoin, Dayton
Dec. 17-23	Chris Chaput, South Carolina
Dec. 24-30	Olivier Filion, Alaska
Dec. 31-Jan. 6	Preston Callander, Florida
Jan. 7-13	Aaron Slattengren, Augusta
Jan. 14-20	Tyler Haskins, Utah Ryan Kinasewich, Utah
Jan. 21-27	Ash Goldie, Victoria
Jan. 28-Feb. 3	Luke Curtin, Fresno
Feb. 4-10	Mark Derlago, Bakersfield
Feb. 11-17	Mathieu Melanson, Florida
Feb. 18-24	Mathieu Aubin, Cincinnati
Feb. 25-Mar. 2	Alexandre Imbeault, Johnstown
Mar. 3-9	Brett Hemingway, Alaska
Mar. 10-16	Bobby Robins, Elmira
Mar. 17-23	Wes Goldie, Victoria
Mar. 24-30	Randy Rowe, Johnstown
Mar. 31-Apr. 6	Trent Campbell, South Carolina

GOALTENDER OF THE WEEK

Oct. 18-21	John Curry, Las Vegas
Oct. 22-28	Ryan Nie, Johnstown
Oct. 29-Nov. 4	Chris Beckford-Tseu, Alaska
Nov. 5-11	Josh Johnson, South Carolina
Nov. 12-18	Dan LaCosta, Elmira
Nov. 19-25	Kellen Briggs, Idaho
Nov. 26-Dec. 2	Justin Peters, Florida
Dec. 3-9	Craig Kowalski, Gwinnett
Dec. 10-16	Dan Turple, Gwinnett
Dec. 17-23	Davis Parley, South Carolina
Dec. 24-30	Josh Johnson, South Carolina
Dec. 31-Jan. 6	Ryan Munce, Mississippi
Jan. 7-13	Jake Moreland, Fresno
Jan. 14-20	Justin Peters, Florida
Jan. 21-27	Kevin Lalande, Las Vegas
Jan. 28-Feb. 3	Matt Zaba, Idaho
Feb. 4-10	Mike Brodeur, Pensacola
Feb. 11-17	Dov Grumet-Morris, Cincinnati
Feb. 18-24	Marek Schwarz, Alaska
Feb. 25-Mar. 2	Kris Tebbs, Texas
Mar. 3-9	Chris Holt, Charlotte
Mar. 10-16	Jason Smith, Trenton
Mar. 17-23	John Murray, Reading
Mar. 24-30	Ryan Nie, Johnstown
Mar. 31-Apr. 6	Billy Thompson, Victoria

PLAYER OF THE MONTH

November	Daniel Sisca, Phoenix
December	Jean-Michel Daoust, Cincinnati
January	Jean-Michel Daoust, Cincinnati
February	Oren Eizenman, Fresno
March	John Lammers, Idaho
April	Randy Rowe, Johnstown

GOALTENDER OF THE MONTH

November	Justin Peters, Florida
December	Daniel Manzato, Las Vegas
January	Josh Johnson, South Carolina
February	Jake Moreland, Fresno
March	Cedrick Desjardins, Cincinnati
April	Davis Parley, South Carolina

ROOKIE OF THE MONTH

November	Travis Morin, South Carolina
December	David Desharnais, Cincinnati
January	Oren Eizenman, Fresno
February	Tyler Haskins, Utah
March	David Desharnais, Cincinnati
April	David Desharnais, Cincinnati

PLUS PERFORMER OF THE MONTH

November	P.J. Atherton, Reading Chris Ferraro, Las Vegas Travis Morin, South Carolina
December	David Desharnais, Cincinnati
January	Scott Reynolds, Cincinnati Matt Macdonald, Cincinnati Nate Kiser, South Carolina
February	Pat Oliveto, Mississippi John Adams, Texas
March	Chad Starling, Cincinnati
April	Derick Martin, Alaska Randy Rowe, Johnstown

MEIGRAY ALUMNUS OF THE MONTH

November	Dan Ellis, Nashville (Idaho)
December	Mike Smith, Dallas (Lexington)
January	Joe Corvo, Ottawa (Hampton Roads)
February	Patrick Lalime, Chicago (Hampton Roads)
March	Kamil Kreps, Florida (Texas)
April	Andrew Brunette, Colorado (Hampton Roads)
May	Bruce Boudreau, Washington (Mississippi)

2006-07 ECHL AWARD WINNERS

PLAYER OF THE WEEK

Oct. 20-22	Dusty Jamieson, Charlotte
Oct. 23-29	Colton Fretter, Gwinnett
Oct. 30-Nov. 5	Kevin Baker, Texas
Nov. 6-12	Gabriel Proulx, Long Beach
Nov. 13-19	Mac Faulkner, Columbia
Nov. 20-26	Olivier Proulx, Texas
Nov. 27-Dec. 3	Mike Pandolfo, Trenton
Dec. 4-10	Greg Hogeboom, Reading
Dec. 11-17	Reggie Berg, Florida
Dec. 18-24	Ryan Kinasewich, Utah
Dec. 25-31	P.J. Atherton, Johnstown
Jan. 1-7	Matt W. Reid, South Carolina
Jan. 8-14	Ryan Kinasewich, Utah
Jan. 15-21	Marco Rosa, Texas
Jan. 22-28	Marc-Andre Bernier, Victoria
Jan. 29-Feb. 4	Sam Ftorek, Cincinnati
Feb. 5-11	Mike Scott, Alaska
Feb. 12-18	Vince Bellissimo, Florida
Feb. 19-25	Derek Nesbitt, Idaho
Feb. 26-Mar. 4	Yannick Tifu, Dayton
Mar. 5-11	Mathieu Melanson, Stockton
Mar. 12-18	Mark Lee, Charlotte
Mar. 19-25	Brock Radunske, Stockton
Mar. 26-Apr. 1	Mark Lee, Charlotte
Apr. 2-7	Reggie Berg, Florida

PLAYER OF THE MONTH

November	Dusty Jamieson, Charlotte
December	Kevin Baker, Texas
January	Brad Schell, Gwinnett
February	Mike Wirrl, Pensacola
March	Adam Taylor, Florida
April	Brock Radunske, Stockton

ROOKIE OF THE MONTH

November	Colton Fretter, Gwinnett
December	Jamie Fraser, South Carolina
January	Joe Zappala, Reading
February	Dave McKee, Augusta
March	Jamie Milam, Gwinnett
April	Bryan Bridges, Victoria

MEIGRAY ALUMNUS OF THE MONTH

November	Mike Smith, Dallas (Lexington)
December	Andrew Brunette, Colorado (Hampton Roads)
January	Michael Ryder, Montréal (Tallahassee/Mississippi)
February	Michel Ouellet, Pittsburgh (Wheeling)
March	Tim Thomas, Boston (Birmingham)
April	Jaroslav Halak, Montréal (Long Beach)

GOALTENDER OF THE WEEK

Oct. 20-22	Cedrick Desjardins, Cincinnati
Oct. 23-29	Dan Turple, Gwinnett
Oct. 30-Nov. 5	Steve Silverthorn, Idaho
Nov. 6-12	Andy Franck, Wheeling
Nov. 13-19	Mike McKenna, Las Vegas
Nov. 20-26	Isaac Reichmuth, Alaska
Nov. 27-Dec. 3	Mike McKenna, Las Vegas
Dec. 4-10	Jamie Hodson, Bakersfield
Dec. 11-17	Cody Rudkowsky, Phoenix
Dec. 18-24	Craig Kowalski, Florida
Dec. 25-31	Ryan MacDonald, Fresno
Jan. 1-7	Derek Gustafson, Alaska
Jan. 8-14	Cedrick Desjardins, Cincinnati
Jan. 15-21	Mike Brodeur, Toledo
Jan. 22-28	Ervins Mustukovs, Toledo
Jan. 29-Feb. 4	Jamie Hodson, Bakersfield
Feb. 5-11	Derek Gustafson, Alaska
Feb. 12-18	Julian Ellis, Victoria
Feb. 19-25	Mike McKenna, Las Vegas
Feb. 26-Mar. 4	Terry Denike, Dayton
Mar. 5-11	Matthew Yeats, Texas
Mar. 12-18	Logan Koopmans, Toledo
Mar. 19-25	Terry Denike, Dayton
Mar. 26-Apr. 1	Ryan Munce, Johnstown
Apr. 2-7	Mike McKenna, Las Vegas

GOALTENDER OF THE MONTH

November	Steve Silverthorn, Idaho
December	Matthew Yeats, Texas
January	Ryan MacDonald, Fresno
February	Derek Gustafson, Alaska
March	Kevin Nastiuk, Las Vegas
April	Matthew Yeats, Texas

PLUS PERFORMER OF THE MONTH

November	Chris Cava, Trenton
December	Matt Shasby, Alaska
January	Shawn Germain, Reading
February	Corbin Schmidt, Alaska
March	Adam Taylor, Florida

2005-06 ECHL AWARD WINNERS

PLAYER OF THE WEEK

Oct. 21-23	Mike Pandolfo, Reading
Oct. 24-30	Luke Curtin, Fresno
Oct. 31-Nov. 6	Brendon Hodge, Wheeling
Nov. 7-13	Barrett Heisten, Alaska
Nov. 14-20	Shay Stephenson, Reading
Nov. 21-27	Garett Bembridge, Idaho
Nov. 28-Dec. 4	Adam Courchaine, Pensacola
Dec. 5-11	Guillaume Desbiens, Gwinnett
Dec. 12-18	Pascal Pelletier, Gwinnett
Dec. 19-25	Garett Bembridge, Idaho
Dec. 26-Jan. 1	Ryan Kinasewich, Utah
Jan. 2-8	Steve Saviano, Florida
Jan. 9-15	Milan Gajic, Gwinnett
Jan. 16-22	Dusty Jamieson, Charlotte
Jan. 23-29	Brad Schell, Gwinnett
Jan. 30-Feb. 5	Ben Knopp, Phoenix
Feb. 6-12	Shawn Mather, Fresno
Feb. 13-19	Ryan Lang, Augusta
Feb. 20-26	Ryan Kinasewich, Utah
Feb. 27-Mar. 5	Jon Awe, Gwinnett
Mar. 6-12	Joel Irwin, Stockton
Mar. 13-19	D'Arcy McConvey, Idaho
Mar. 20-26	Alex Kim, San Diego
Mar. 27-Apr. 2	Steve Saviano, Florida
Apr. 3-9	Steve Slaton, Gwinnett
Apr. 10-16	David Bararuk, Idaho
Apr. 17-23	Bracken Kearns, Toledo
Apr. 24-30	Fraser Clair, Fresno

PLAYER OF THE MONTH

October	Scooter Smith, Toledo
November	Garett Bembridge, Idaho
December	Chris Minard, Alaska
January	Steve Saviano, Florida
February	Ryan Kinasewich, Utah
March	D'Arcy McConvey, Idaho
April	Brendon Hodge, Wheeling

ROOKIE OF THE MONTH

October	Sean Collins, Wheeling
November	Greg Hogeboom, Reading
December	Mike McKenna, Las Vegas
January	Alex Leavitt, Alaska
February	Milan Gajic, Gwinnett
March	Chris Blight, Toledo
April	Jeff Glass, Charlotte

MEIGRAY ALUMNUS OF THE MONTH

October	Manny Legace, Detroit (Richmond)
November	Andrew Brunette, Colorado (Hampton Roads)
December	Michel Ouellet, Pittsburgh (Wheeling)
January	David Aebischer, Colorado (Chesapeake/Wheeling)
February	Ruslan Fedotenko, Tampa Bay (Trenton)
March	Alexandre Burrows, Vancouver (Greensboro/Baton Rouge/Columbia)
April	Andrew Brunette, Colorado (Hampton Roads)

GOALTENDER OF THE WEEK

Oct. 21-23	Seamus Kotyk, Augusta
Oct. 24-30	Chris Beckford-Tseu, Alaska
Oct. 31-Nov. 6	Brett Jaeger, Fresno
Nov. 7-13	Alfie Michaud, Utah
Nov. 14-20	Chris Beckford-Tseu, Alaska
Nov. 21-27	Jason Wolfe, Augusta
Nov. 28-Dec. 4	Matt Underhill, Alaska
Dec. 5-11	Marc Magliarditi, Las Vegas
Dec. 12-18	Greg Hewitt, Long Beach
Dec. 19-25	Steve Silverthorn, Idaho
Dec. 26-Jan. 1	Sean Fields, Gwinnett
Jan. 2-8	Tyler Weiman, San Diego
Jan. 9-15	Todd Ford, Pensacola
Jan. 16-22	Cam Ellsworth, Greenville
Jan. 23-29	Jake Moreland, Stockton
Jan. 30-Feb. 5	Jani Hurme, Columbia
Feb. 6-12	Chris Beckford-Tseu, Alaska
Feb. 13-19	Alfie Michaud, Utah
Feb. 20-26	B.J. Boxma, Victoria
Feb. 27-Mar. 5	Andy Franck, Wheeling
Mar. 6-12	Morgan Cey, Johnstown
Mar. 13-19	Drew MacIntyre, Toledo
Mar. 20-26	Yutaka Fukufuji, Reading
Mar. 27-Apr. 2	Rejean Beauchemin, Trenton
Apr. 3-9	Phil Osaer, Florida
Apr. 10-16	Jamie Holden, Fresno
Apr. 17-23	Sean Fields, Gwinnett
Apr. 24-30	Chris Beckford-Tseu, Alaska

GOALTENDER OF THE MONTH

October	Chris Beckford-Tseu, Alaska
November	Cody Rudkowsky, Reading
December	Matt Underhill, Alaska
January	Davis Parley, South Carolina
February	Alfie Michaud, Utah
March	Drew MacIntyre, Toledo
April	Andy Franck, Wheeling

PLUS PERFORMER OF THE MONTH

October	D'Arcy McConvey, Idaho
	B.J. Adams, Toledo
November	Chris Barr, Reading
December	Chris Minard, Alaska
January	Mike McBain, Las Vegas
February	Garett Cameron, Utah
March	Vince Bellissimo, Florida
	Steve Saviano, Florida
April	Luis Tremblay, Wheeling

2004-05 ECHL AWARD WINNERS

PLAYER OF THE WEEK

Oct. 22-24	Kyle Kidney, Pee Dee
Oct. 25-31	Damian Surma, Florida
Nov. 1-7	Martin St. Pierre, Greenville
Nov. 8-14	Brett Nowak, Atlantic City
Nov. 15-21	Andrew Ianiero, Texas
Nov. 22-28	Derek Edwardson, Atlantic City
Nov. 29-Dec. 5	Brent McDonald, Florida
Dec. 6-12	Brad Dexter, Victoria
Dec. 13-19	Dwayne Hay, Pensacola
Dec. 20-26	Damian Surma, Florida
Dec. 27-Jan. 2	Ryan Kinasewich, Reading
Jan. 3-9	Chris Minard, Alaska
Jan.10-16	Rich Peverley, South Carolina
Jan. 17-23	Joe Talbot, Alaska
Jan. 24-30	Reggie Berg, Florida
Jan. 31-Feb.6	Yevgeny Lazarev, Wheeling
Feb. 7-13	Dusty Jamieson, Charlotte
Feb. 14-20	Jamie Johnson, Augusta
Feb. 21-27	Chris Minard, Alaska
Feb. 28-Mar. 6	Mathieu Brunelle, Bakersfield
Mar. 7-13	Carl Mallette, Toledo
Mar. 14-20	Scott Bertoli, Trenton
Mar. 21-27	Shawn Mather, Atlantic City
Mar. 28-Apr. 3	Corey Neilson, Pensacola
Apr. 4-9	John Snowden, Texas
First Round	Charles Linglet, Alaska
Second Round	Rick Kowalsky, Trenton
Third Round	Rick Kowalsky, Trenton

GOALTENDER OF THE WEEK

Oct. 22-24	Randy Petruk, Bakersfield
Oct. 25-31	Dany Sabourin, Wheeling
Nov. 1-7	Dany Sabourin, Wheeling
Nov. 8-14	Cody Rudkowsky, Reading
Nov. 15-21	Logan Koopmans, Toledo
Nov. 22-28	Nick Boucher, Pee Dee
Nov. 29-Dec. 5	Mike Minard, Columbia
Dec. 6-12	Nick Boucher, Pee Dee
Dec. 13-19	Mike Morrison, Greenville
Dec. 20-26	Frederic Cloutier, Pensacola
Dec. 27-Jan. 2	Jake Moreland, Atlantic City
Jan. 3-9	Sebastien Centomo, Las Vegas
Jan. 10-16	Jamie Hodson, Fresno
Jan. 17-23	Mike Ayers, Dayton
Jan. 24-30	Joe Exter, Wheeling
Jan. 31-Feb.6	Alfie Michaud, Peoria
Feb. 7-13	Mike Minard, Columbia
Feb. 14-20	David Cann, Johnstown
Feb. 21-27	Jeff Deslauriers, Greenville
Feb. 28-Mar. 6	Alex Westlund, Charlotte
Mar. 7-13	Sean Fields, Gwinnett
Mar. 14-20	Barry Brust, Reading
Mar. 21-27	Alfie Michaud, Peoria
Mar. 28-Apr. 3	Barry Brust, Reading
Apr. 4-9	Davis Parley, Bakersfield
First Round	Barry Brust, Reading
Second Round	Alex Westlund, Charlotte
Third Round	Andrew Allen, Trenton

PLAYER OF THE MONTH

October	Damian Surma, Florida
November	Carl Mallette, Greenville
December	Sean O'Connor, San Diego
January	Tyler Beechey, Pensacola
February	Ed Courtenay, South Carolina
March	Scott Bertoli, Trenton
April	John Snowden, Texas

GOALTENDER OF THE MONTH

October	Frank Doyle, Idaho
November	Dany Sabourin, Wheeling
December	Mike Minard, Columbia
January	Maxime Daigneault, South Carolina
February	Brett Jaeger, Fresno
March	Tyler MacKay, Florida
April	Andrew Allen, Trenton

ROOKIE OF THE MONTH

October	Connor James, Bakersfield
November	Derek Edwardson, Atlantic City
December	Todd Ford, Pensacola
January	Yutaka Fukufuji, Bakersfield
February	Scott May, Pensacola
March	Joey Tenute, South Carolina
April	Barry Brust, Reading

PLUS PERFORMER OF THE MONTH

October	Damian Surma, Florida
November	Jeff Miles, Reading
December	Tim O'Connell, Florida
January	Marco Rosa, Long Beach
February	Ed Courtenay, South Carolina
March	Dan Vandermeer, Idaho
April	Les Hagggett, Trenton

MEIGRAY ALUMNUS OF THE MONTH

October	Jason LaBarbera, Hartford (Charlotte)
November	Simon Gamache, Chicago (Greenville)
December	Cory Larose, Chicago (Jackson)
January	Alex Auld, Manitoba (Columbia)
February	Kirk Daubenspeck, Portland (Jacksonville/Chesapeake/South Carolina)
March	Adam Hauser, Manchester (Reading/Jackson)

2003-04 ECHL AWARD WINNERS**PLAYER OF THE WEEK**

Oct. 17-19	Jim Henkel, Atlantic City
Oct. 20-26	Ryan Craig, Pensacola
Oct. 27-Nov. 2	Corey Neilson, Pensacola
Nov. 3-9	Brent Gauvreau, Mississippi
Nov. 10-16	Steffon Walby, Mississippi
Nov. 17-23	Paul Ballantyne, Toledo
Nov. 24-30	Scott Kirton, Greenville
Dec. 1-7	Tyler Deis, Cincinnati
Dec. 8-14	Dave Inman, Charlotte
Dec. 15-21	Miguel Delisle, Idaho
Dec. 22-28	Eduard Pershin, Wheeling
Dec. 29-Jan. 4	Jason Jaffray, Wheeling
Jan. 5-11	Luke Curtin, Atlantic City
Jan. 12-18	Barrie Moore, Columbia
Jan. 19-25	Alex Materukhin, Louisiana
Jan. 26-Feb. 1	Mathieu Brunelle, Trenton
Feb. 2-8	Kevin Doell, Gwinnett
Feb. 9-15	Mike Bayrack, Greensboro
Feb. 16-22	Louis Dumont, Mississippi
Feb. 23-29	Carl Mallette, Roanoke
Mar. 1-7	Chris Allen, South Carolina
Mar. 8-14	Garrett Prosofsky, Cincinnati
Mar. 15-21	Janne Jokila, Dayton
Mar. 22-28	Tyler Rennette, Peoria
Mar. 29-Apr. 3	Brian Gornick, San Diego

GOALTENDER OF THE WEEK

Oct. 17-19	Adam Hauser, Reading
Oct. 20-26	Arturs Irbe, Johnstown
Oct. 27-Nov. 2	David Belitski, Roanoke
Nov. 3-9	Cody Rudkowsky, Reading
Nov. 10-16	Chris Houle, Trenton
Nov. 17-23	Jason Saal, Augusta
Nov. 24-30	Brian Eklund, Pensacola
Dec. 1-7	Michael Garnett, Gwinnett
Dec. 8-14	Olivier Michaud, Columbus
Dec. 15-21	Greg Gardner, Mississippi
Dec. 22-28	Michael Garnett, Gwinnett
Dec. 29-Jan. 4	Scott Meyer, Charlotte
Jan. 5-11	Jason Tapp, Columbus
Jan. 12-18	Marc Magliarditi, Las Vegas
Jan. 19-25	Andrew Allen, Trenton
Jan. 26-Feb. 1	Trevor Koenig, San Diego
Feb. 2-8	Scott Meyer, Charlotte
Feb. 9-15	Peter Hamerlik, Reading
Feb. 16-22	Jason Tapp, Columbus
Feb. 23-29	Tyler MacKay, Wheeling
Mar. 1-7	Kirk Daubenspeck, South Carolina
Mar. 8-14	Jason Saal, Augusta
Mar. 15-21	Greg Gardner, Mississippi
Mar. 22-28	Michael Garnett, Gwinnett
Mar. 29-Apr. 3	Bujar Amidovski, Atlantic City

PLAYER OF THE MONTH

October	Greg Day, Las Vegas
November	Rick Kowalsky, Roanoke
December	Steffon Walby, Mississippi
January	Mark Pederson, San Diego
February	Kevin Doell, Gwinnett
March	Colin Hemingway, Peoria

GOALTENDER OF THE MONTH

October	Marc Magliarditi, Las Vegas
November	Frederic Cloutier, Louisiana
December	Kirk Daubenspeck, South Carolina
January	Trevor Koenig, San Diego
February	Peter Hamerlik, Reading
March	Levente Szuper, Peoria

ROOKIE OF THE MONTH

October	Sam Paolini, Atlantic City
November	Charles Lingle, Alaska
December	Jim Abbott, Pensacola
January	David Currie, Johnstown
February	Kevin Doell, Gwinnett
March	Colin Hemingway, Peoria

PLUS PERFORMER OF THE MONTH

October	Justin Kelly, Las Vegas
November	John Snowden, Texas
December	Jim Baxter, Mississippi
	Randy Rowe, Peoria
	David Inman, Charlotte
January	J.C. Ruid, Wheeling
February	Jesse Schultz, Columbia
	Jim Jackson, Gwinnett
March	Colin Hemingway, Peoria
	Tyler Rennette, Peoria

MEIGRAY ALUMNUS OF THE MONTH

October	Jamie McLennan, Calgary (Richmond)
November	David Aebischer, Colorado (Chesapeake/Wheeling)
December	Michael Ryder, Montreal (Tallahassee/Mississippi)
January	Tomas Vokoun, Nashville (Wheeling)
February	Manny Legace, Detroit (Richmond)

2002-03 ECHL AWARD WINNERS**PLAYER OF THE WEEK**

Oct. 11-13	Brian McCullough, Reading
Oct. 14-20	Shawn McNeil, Louisiana
Oct. 21-27	Justin Morrison, Columbia
Oct. 28-Nov. 3	Nick Parillo, Toledo
Nov. 4-10	Brent Cullaton, Columbus
Nov. 11-17	Brad Church, Richmond
Nov. 18-24	Bruce Richardson, Louisiana
Nov. 25-Dec. 1	Kevin Brown, Florida
Dec. 2-8	Joe Cardarelli, Cincinnati
Dec. 9-15	Jim Baxter, Mississippi
Dec. 16-22	Dave Inman, Charlotte
Dec. 23-29	Ryan Murphy, Florida
Dec. 30-Jan. 5	Jason Bermingham, Arkansas
Jan. 6-12	Greg Day, Peoria
Jan. 13-19	Jade Galbraith, Atlantic City
Jan. 20-26	Adam Edinger, Trenton
Jan. 27-Feb. 2	Ryan Gaucher, Cincinnati
Feb. 3-9	Brad Church, Richmond
Feb. 10-16	Steffon Walby, Mississippi
Feb. 17-23	Marco Charpentier, Trenton
Feb. 24-Mar. 2	Nathan Robinson, Toledo
Mar. 3-9	Shawn Wansborough, Columbia
Mar. 10-16	Robin Carruthers, Columbia
Mar. 17-23	Shawn McNeil, Louisiana
Mar. 24-30	Dan Carlson, Roanoke

GOALTENDER OF THE WEEK

Oct. 11-13	Scott Stirling, Atlantic City
Oct. 14-20	Geoffrey Faulkner, Augusta
Oct. 21-27	Kirk Daubenspeck, South Carolina
Oct. 28-Nov. 3	Tyrone Garner, Jackson
Nov. 4-10	Mike Valley, Wheeling
Nov. 11-17	Maxime Gingras, Pensacola
Nov. 18-24	Scott Fankhouser, Reading
Nov. 25-Dec. 1	Daniel Berthiaume, Greensboro
Dec. 2-8	Greg Hewitt, Cincinnati
Dec. 9-15	Jamie Hodson, Greensboro
Dec. 16-22	Mathieu Chouinard, Peoria
Dec. 23-29	Rob Zepp, Florida
Dec. 30-Jan. 5	Adam Hauser, Jackson
Jan. 6-12	Cody Rudkowsky, Trenton
Jan. 13-19	Patrick Couture, Columbia
Jan. 20-26	Colin Zulianello, Augusta
Jan. 27-Feb. 2	Alfie Michaud, Peoria
Feb. 3-9	Andrew Allen, Trenton
Feb. 10-16	Kirk Daubenspeck, South Carolina
Feb. 17-23	Josh Blackburn, Columbia
Feb. 24-Mar. 2	Marc Magliarditi, Richmond
Mar. 3-9	Adam Hauser, Jackson
Mar. 10-16	Colin Zulianello, Charlotte
Mar. 17-23	Scott Fankhouser, Arkansas
Mar. 24-30	Sebastien Centomo, Greensboro

PLAYER OF THE MONTH

October	Steffon Walby, Mississippi
November	Bruce Richardson, Louisiana
December	Joe Cardarelli, Cincinnati
January	Jason Bermingham, Arkansas
February	Chris St. Croix, Columbia
March	Dominic Forget, Johnstown

GOALTENDER OF THE MONTH

October	Kirk Daubenspeck, South Carolina
November	Rob Zepp, Florida
December	Mathieu Chouinard, Peoria
January	Alfie Michaud, Peoria
February	Scott Meyer, Charlotte
March	Doug Teskey, Toledo

ROOKIE OF THE MONTH

October	Mike Glumac, Pee Dee
November	Jason Jaffray, Roanoke
December	Jason Jaffray, Roanoke
January	Jim Henkel, Atlantic City
February	Mike Scott, Mississippi
March	Matt Ellis, Toledo

PLUS PERFORMER OF THE MONTH

October	Matt W. Reid, Pee Dee
November	Mike Glumac, Pee Dee
December	Steffon Walby, Mississippi
January	Greg Day, Peoria
	Randy Rowe, Peoria
February	Bobby Brown, Louisiana
March	Chad Wilchynski, Charlotte

MEIGRAY ALUMNUS OF THE MONTH

October	Andrew Brunette, Minnesota (Hampton Roads)
November	Steve Shields, Boston (South Carolina)
December	Patrick Lalime, Ottawa (Hampton Roads)
January	Zac Bierk, Phoenix (Augusta)
February	Tomas Vokoun, Nashville (Wheeling)
March	Eric Boguniecki, St. Louis (Dayton)

2001-02 ECHL AWARD WINNERS**PLAYER OF THE WEEK**

Oct. 12-14	Jeff Bes, Mississippi
Oct. 15-21	Garrett Prosofsky, Richmond
Oct. 22-28	Greg Pankewicz, Pensacola
Oct. 29-Nov. 4	J.F. Houle, New Orleans
Nov. 5-11	Cory Cyrenne, Louisiana
Nov. 12-18	Adam Edinger, New Orleans
Nov. 19-25	Chris Wells, Wheeling
Nov. 26-Dec. 2	Preston Mizzi, Dayton
Dec. 3-9	Brendan Brooks, Reading
Dec. 10-16	Adam Edinger, New Orleans
Dec. 17-23	Chris Bogas, Jackson
Dec. 27-30	Matt W. Reid, Pee Dee
Dec. 31-Jan. 6	Stefan Rivard, Atlantic City
Jan. 7-13	Simon Gamache, Greenville
Jan. 14-20	Dean Tiltgen, Pensacola
Jan. 21-27	Dany Bousquet, Pee Dee
Jan. 28-Feb. 3	Steffon Walby, Mississippi
Feb. 4-10	Tim Verbeek, Roanoke
Feb. 11-17	George Awada, New Orleans
Feb. 18-24	Dan Carlson, Johnstown
Feb. 25-Mar. 3	Bryan Richardson, Baton Rouge
Mar. 4-10	Nick Bootland, Cincinnati
Mar. 11-17	Jeff Johnstone, Roanoke
Mar. 18-24	Luke Curtin, Atlantic City
Mar. 25-31	Curtis Huppe, Cincinnati

GOALTENDER OF THE WEEK

Oct. 12-14	Dan Murphy, Trenton
Oct. 15-21	Steve Briere, Cincinnati
Oct. 22-28	Tyrone Garner, Greenville
Oct. 29-Nov. 4	Jody Lehman, South Carolina
Nov. 5-11	Scott Meyer, Charlotte
Nov. 12-18	David Brumby, Columbus
Nov. 19-25	Gregg Naumenko, Augusta
Nov. 26-Dec. 2	Frederic Cloutier, Louisiana
Dec. 3-9	Frederic Henry, Greensboro
Dec. 10-16	Jody Lehman, South Carolina
Dec. 17-23	Chris Madden, Macon
Dec. 27-30	Joey MacDonald, Toledo
Dec. 31-Jan. 6	Tyler MacKay, Wheeling
Jan. 7-13	Scott Stirling, Atlantic City
Jan. 14-20	Jason Saal, Arkansas
Jan. 21-27	Frederic Deschenes, Johnstown
Jan. 28-Feb. 3	Bryce Wandler, Charlotte
Feb. 4-10	Dan Murphy, Trenton
Feb. 11-17	Joel Laing, Wheeling
Feb. 18-24	Luc Belanger, Mississippi
Feb. 25-Mar. 3	Mike Tamburro, Jackson
Mar. 4-10	Jason Saal, Arkansas
	Joel Laing, Wheeling
Mar. 11-17	Sean Matile, Florida
Mar. 18-24	Paxton Schafer, New Orleans
Mar. 25-31	Tyler MacKay, Wheeling

PLAYER OF THE MONTH

October	Greg Pankewicz, Pensacola
November	Allan Sirois, Pee Dee
December	Eric Schneider, Johnstown
January	Eric Long, Arkansas
February	Dave Seitz, South Carolina
March	Francois Fortier, Mississippi

GOALTENDER OF THE MONTH

October	Marc Magliarditi, Louisiana
November	Frederic Cloutier, Louisiana
December	Jayme Platt, Greenville
January	Jayme Platt, Greenville
February	Dan Murphy, Trenton
March	Zac Bierk, Augusta

ROOKIE OF THE MONTH

October	Garrett Prosofsky, Richmond
November	Blake Evans, Peoria
December	Jayme Platt, Greenville
January	Simon Gamache, Greenville
February	Adam Dewan, Roanoke
March	Layne Ulmer, Charlotte

PLUS PERFORMER OF THE MONTH

October	Louis Dumont, Pensacola
November	Justin Harney, Charlotte
	Louis Dumont, Pensacola
December	Jeremy Brown, Wheeling
January	Chad Starling, Peoria
February	Aniket Dhadphale, Trenton
	Steve O'Brien, Trenton
	Colin Pepperall, Greenville
	Steve Rymsha, Greenville
March	Nick Bootland, Cincinnati

MEIGRAY ALUMNUS OF THE MONTH

October	Byron Dafeo, Boston (Hampton Roads)
November	Andrew Brunette, Minnesota (Hampton Roads)
December	Ruslan Fedotenko, Philadelphia (Trenton)
January	Alexander Khavanov, St. Louis (Birmingham/Raleigh)
February	Peter Laviolette, N.Y. Islanders (Wheeling)
March	Antti Laaksonen, Minnesota (Charlotte)

2000-01 ECHL AWARD WINNERS

PLAYER OF THE WEEK

Oct. 12-15	John Spoltore, Louisiana
Oct. 16-22	Mike Hurley, Charlotte
Oct. 23-29	Andrew Long, Tallahassee
Oct. 30-Nov. 5	Louis Dumont, Augusta
Nov. 6-12	Shawn Mamane, Peoria
Nov. 13-19	Richard Pitirri, Richmond
Nov. 20-26	Mark Turner, Mobile
Nov. 27-Dec. 3	Jamie O'Leary, Wheeling
Dec. 4-10	Chris Valicevic, Louisiana
Dec. 11-17	Andrew Long, Tallahassee
Dec. 18-24	Ryan Fultz, New Orleans
Dec. 25-31	Sal Manganaro, Greensboro
Jan. 1-7	Eric Schneider, Johnstown
Jan. 8-14	Andrew Williamson, Toledo
Jan. 15-21	Curtis Huppe, Greensboro
Jan. 22-28	Mathieu Benoit, Charlotte
Jan. 29-Feb. 4	Curtis Huppe, Greensboro
Feb. 5-11	Andrew Williamson, Toledo
Feb. 12-18	Lee Jinman, Arkansas
Feb. 19-25	Tom Buckley, Florida
Feb. 26-Mar. 4	Lars Pettersen, Augusta
Mar. 5-11	Buddy Wallace, South Carolina
Mar. 12-18	Reggie Berg, Florida
Mar. 19-25	Jamie Ling, Dayton
Mar. 26-Apr. 1	Paul Vincent, Augusta

GOALTENDER OF THE WEEK

Oct. 12-15	Chuck Thuss, Mississippi
Oct. 16-22	Daniel Berthiaume, Roanoke
Oct. 23-29	Brian Leitza, Baton Rouge
Oct. 30-Nov. 5	Erasmo Saltarelli, Greensboro
Nov. 6-12	Jeff Salajko, Arkansas
Nov. 13-19	Jason Saal, Louisiana
Nov. 20-26	Dave Gagnon, Roanoke
Nov. 27-Dec. 3	Scott Stirling, Trenton
Dec. 4-10	Chuck Thuss, Mississippi
	Brian Leitza, Baton Rouge
Dec. 11-17	Sergei Naumov, Greensboro
Dec. 18-24	Nick Vitucci, Greenville
Dec. 25-31	Frederic Deschenes, Johnstown
Jan. 1-7	Paxton Schafer, Baton Rouge
Jan. 8-14	Sandy Allan, Pee Dee
Jan. 15-21	Mark Bernard, Toledo
Jan. 22-28	Daniel Berthiaume, Roanoke
Jan. 29-Feb. 4	Joel Laing, Wheeling
Feb. 5-11	Erasmo Saltarelli, Augusta
Feb. 12-18	Judd Lambert, Augusta
	Tyrone Garner, Greenville
Feb. 19-25	Tyrone Garner, Greenville
Feb. 26-Mar. 4	Kenric Exner, Wheeling
Mar. 5-11	Ron Vogel, New Orleans
Mar. 12-18	Tyrone Garner, Greenville
Mar. 19-25	Andrew Allen, Dayton
Mar. 26-Apr. 1	Jason LaBarbera, Charlotte

PLAYER OF THE MONTH

October	Jay Murphy, Louisiana
November	Bobby Russell, Jackson
December	Andrew Long, Tallahassee
January	Andrew Williamson, Toledo
February	Andrew Williamson, Toledo
March	Scott Morrow, Augusta

GOALTENDER OF THE MONTH

October	Jeff Salajko, Arkansas
November	Kirk Daubenspeck, South Carolina
December	Jody Lehman, South Carolina
January	Sandy Allan, Pee Dee
February	Tyrone Garner, Greenville
March	Jason Saal, Louisiana

ROOKIE OF THE MONTH

October	Reg Bourcier, Augusta
November	Mathieu Benoit, Charlotte
December	Scott Stirling, Trenton
January	Mathieu Benoit, Charlotte
February	Adam Dewan, Roanoke
March	Cory Larose, Jackson

PLUS PERFORMER OF THE MONTH

October	Vince Williams, Trenton
November	Louis Dumont, Augusta
December	Jay Murphy, Louisiana
January	Jonathon Shockey, Jackson
February	B.J. Adams, Toledo
	Dane Litke, Baton Rouge
March	Tom Nemeth, Dayton

1999-2000 ECHL AWARD WINNERS**PLAYER OF THE WEEK**

Oct. 14-17	Dany Bousquet, Pee Dee
Oct. 18-24	Scott Kirton, Greenville
Oct. 25-31	Jamie Pegg, Huntington
Nov. 1-7	Jarrett Whidden, Arkansas
Nov. 8-14	Andrew Williamson, Toledo
Nov. 15-21	Jamey Hicks, Birmingham
Nov. 22-28	Jay Murphy, Louisiana
Nov. 29-Dec. 5	Wes Mason, Augusta
Dec. 6-12	Danny Reja, Jacksonville
Dec. 13-19	Ryan Kraft, Richmond
Dec. 20-26	Ryan Kraft, Richmond
Dec. 27-Jan. 2	Ritchie Bronilla, Jacksonville
Jan. 3-9	Chris Valicevic, Louisiana
Jan. 10-23	Trevor Wasyluk, Peoria
Jan. 24-30	Dave Paradise, Mississippi
Jan. 31-Feb. 6	Adam Calder, South Carolina
Feb. 7-13	Jason Elders, Mobile
Feb. 14-20	John Spoltore, Louisiana
Feb. 21-27	Jeff Lazaro, New Orleans
Feb. 28-Mar. 5	John Parco, Hampton Roads
Mar. 6-12	Jay Murphy, Louisiana
Mar. 13-19	Tom Buckley, Florida
Mar. 20-26	Jay Murphy, Louisiana
Mar. 27-Apr. 2	Andrew Shier, Richmond

GOALTENDER OF THE WEEK

Oct. 14-17	Sean Matile, Richmond
Oct. 18-24	Frederic Deschenes, Johnstown
Oct. 25-31	Scott Roche, Birmingham
Nov. 1-7	Jan Lasak, Hampton Roads
Nov. 8-14	David Brumby, Jackson
Nov. 15-21	Marc Magliarditi, Florida
Nov. 22-28	Pascal Gasse, Wheeling
Nov. 29-Dec. 5	David Brumby, Jackson
Dec. 6-12	Matt Eisler, Greensboro
Dec. 13-19	Scott Bailey, Charlotte
Dec. 20-26	Sylvain Daigle, Mississippi
Dec. 27-Jan. 2	Daniel Berthiaume, Roanoke
Jan. 3-9	Jan Lasak, Hampton Roads
Jan. 10-23	Bujar Amidovski, Trenton
Jan. 24-30	Scott Bailey, Charlotte
Jan. 31-Feb. 6	Jody Lehman, South Carolina
Feb. 7-13	Alex Westlund, Dayton
Feb. 14-20	Matt Eisler, Greensboro
Feb. 21-27	Doug Bonner, New Orleans
Feb. 28-Mar. 5	Taras Lendzyk, Trenton
Mar. 6-12	David Brumby, Jackson
Mar. 13-19	Alex Westlund, Dayton
Mar. 20-26	Scott LaGrand, Pensacola
Mar. 27-Apr. 2	Sandy Allan, Pee Dee

PLAYER OF THE MONTH

October	John Spoltore, Louisiana
November	Jamie Ling, Dayton
December	Ryan Kraft, Richmond
January	Andrew Williamson, Toledo
February	John Spoltore, Louisiana
March	Jay Murphy, Louisiana

GOALTENDER OF THE MONTH

October	Dennis Bassett, Richmond
November	David Brumby, Jackson
December	Doug Bonner, New Orleans
January	Duane Derksen, Peoria
February	Chad Alban, Mobile
March	Taras Lendzyk, Trenton

ROOKIE OF THE MONTH

October	Sean Matile, Richmond
November	Jan Lasak, Hampton Roads
December	Jeff Maund, Florida
January	James Desmarais, Peoria
February	Adam Calder, South Carolina
March	Reggie Berg, Florida

1998-99 ECHL AWARD WINNERS

PLAYER OF THE WEEK

Oct. 15-18	Jaroslav Obsut, Augusta
Oct. 19-25	J.F. Aube, Charlotte
Oct. 26-Nov. 1	John Spoltore, Louisiana
Nov. 2-8	Pavel Smirnov, Tallahassee
Nov. 9-15	Don Parsons, Louisiana
Nov. 16-22	Bobby Brown, Dayton
Nov. 23-29	Dave Seitz, South Carolina
Nov. 30-Dec. 6	Patrick Rochon, Mississippi
Dec. 7-13	Bret Meyers, Columbus
Dec. 14-20	Kelly Hurd, Mississippi
Dec. 21-27	Louis Dumont, Louisiana
Dec. 28-Jan. 3	Jim Bermingham, Huntington
Jan. 4-17	Cail MacLean, Jacksonville
Jan. 18-24	Martin Sychra, Charlotte
Jan. 25-31	Don Parsons, Louisiana
Feb. 1-7	Shannon Basaraba, Charlotte
Feb. 8-14	Lars Pettersen, Augusta
Feb. 15-21	Hugh Hamilton, Florida
Feb. 22-28	Tim Ferguson, Florida
Mar. 1-7	Patrick Nadeau, Birmingham
Mar. 8-14	Russ Guzior, Mobile
Mar. 15-21	Darryl LaFrance, New Orleans
Mar. 22-28	J.F. Aube, Charlotte
Mar. 29-Apr. 4	Peter Geronazzo, Pee Dee

GOALTENDER OF THE WEEK

Oct. 15-18	Frederic Deschenes, Birmingham
Oct. 19-25	Bujar Amidovski, Louisiana
Oct. 26-Nov. 1	Maxime Gingras, Richmond
Nov. 2-8	Steve Valiquette, Hampton Roads
Nov. 9-15	Nick Vitucci, Greenville
Nov. 16-22	Blaine Russell, Huntington
	Chad Alban, Mobile
Nov. 23-29	Marc Magliarditi, Florida
Nov. 30-Dec. 6	Kirk Daubenspeck, Jacksonville
Dec. 7-13	Brent Belecki, Miami
Dec. 14-20	Jeff Salajko, Columbus
Dec. 21-27	Brent Belecki, Miami
Dec. 28-Jan. 3	Daniel Berthiaume, Roanoke
Jan. 4-17	Mike Tamburro, Chesapeake
Jan. 18-24	Maxime Gingras, Richmond
Jan. 25-31	Steve Valiquette, Hampton Roads
Feb. 1-7	Scott LaGrand, Tallahassee
Feb. 8-14	Maxime Gingras, Richmond
Feb. 15-21	Christian Soucy, Baton Rouge
Feb. 22-28	Jody Lehman, South Carolina
Mar. 1-7	Jordan Willis, Baton Rouge
Mar. 8-14	Igor Karpenko, Johnstown
Mar. 15-21	Sandy Allan, Pee Dee
Mar. 22-28	Brian Regan, Dayton
Mar. 29-Apr. 4	Travis Scott, Mississippi

PLAYER OF THE MONTH

October	Andrew Williamson, Toledo
November	Dave Seitz, South Carolina
December	Xavier Majic, Jacksonville
January	John Spoltore, Louisiana
February	Lars Pettersen, Augusta
March	Dany Bousquet, Pee Dee

GOALTENDER OF THE MONTH

October	David Brumby, Wheeling
November	Bujar Amidovski, Louisiana
December	Matt Mullin, Toledo
January	Steve Valiquette, Hampton Roads
February	Marc Magliarditi, Florida
March	Maxime Gingras, Richmond

ROOKIE OF THE MONTH

October	Jonas Soling, Augusta
November	Bujar Amidovski, Louisiana
December	Karol Bartanus, Mississippi
January	Steve Valiquette, Hampton Roads
February	Jody Lehman, South Carolina
March	Kaleb Toth, Chesapeake

1997-98 ECHL AWARD WINNERS

PLAYER OF THE WEEK

Oct. 16-19	Dave Paradise, Peoria
Oct. 20-26	Kevin Brown, Toledo
Oct. 27-Nov. 2	Jean-Guy Trudel, Peoria
Nov. 3-9	Jeff Lazaro, New Orleans
Nov. 10-16	Eric Boguniecki, Dayton
Nov. 17-23	Don Parsons, Louisiana
Nov. 24-30	Sheldon Gorski, Louisville
Dec. 1-7	Brian Ridolfi, Dayton
Dec. 8-14	Rob Bonneau, Hampton Roads
Dec. 15-21	Marty Wilford, Columbus
Dec. 22-28	Kelly Hultgren, Pensacola
Dec. 29-Jan. 4	Carl Fleury, Johnstown
Jan. 5-11	Mike Barrie, Birmingham
Jan. 12-18	Dany Bousquet, Birmingham
Jan. 19-25	Alex Matvichuk, Wheeling
Jan. 26-Feb. 1	Jamey Hicks, Birmingham
Feb. 2-8	Jamey Hicks, Birmingham
Feb. 9-15	Matt Garzone, Wheeling
Feb. 16-22	Chris Lipsett, Roanoke
Feb. 23-Mar. 1	Scott King, New Orleans
Mar. 2-8	David Vallieres, Peoria
Mar. 9-15	Gary Roach, Louisiana
Mar. 16-22	Kevin Hilton, Mobile
Mar. 23-29	Brent Cullaton, Peoria

GOALTENDER OF THE WEEK

Oct. 16-19	Mike Lenarduzzi, Mobile
Oct. 20-26	Doug Bonner, Louisiana
Oct. 27-Nov. 2	Sebastien Charpentier, Hampton Roads
Nov. 3-9	David Arsenault, Toledo
Nov. 10-16	Sean Gauthier, Pensacola
Nov. 17-23	Cory Cadden, South Carolina
Nov. 24-30	Tripp Tracy, Richmond
Dec. 1-7	Chad Lang, Huntington
Dec. 8-14	Travis Scott, Baton Rouge
Dec. 15-21	Jeff Heil, Charlotte
Dec. 22-28	Chris Wickenheiser, Huntington
Dec. 29-Jan. 4	Nick Vitucci, Toledo
Jan. 5-11	Paxton Schafer, Charlotte
Jan. 12-18	Jason Saal, Hampton Roads
Jan. 19-25	Luciano Caravaggio, Pee Dee
Jan. 26-Feb. 1	Brad Guzda, Mississippi
Feb. 2-8	Sandy Allan, Pee Dee
Feb. 9-15	Chuck Thuss, Mobile
Feb. 16-22	Jeff Salajko, Columbus
Feb. 23-Mar. 1	Kirk Daubenspeck, Jacksonville
Mar. 2-8	Doug Bonner, Louisiana
Mar. 9-15	Cory Cadden, South Carolina
Mar. 16-22	Jeff Heil, Charlotte
Mar. 23-29	Sebastien Charpentier, Hampton Roads

PLAYER OF THE MONTH

October	Jean-Guy Trudel, Peoria
November	Kory Karlander, Raleigh
December	Jamey Hicks, Birmingham
January	Jamey Hicks, Birmingham
February	Derek Clancey, Chesapeake
March	David Vallieres, Peoria

GOALTENDER OF THE MONTH

October	Lance Leslie, Louisville
November	Chuck Thuss, Mobile
December	Doug Bonner, Louisiana
January	Nick Vitucci, Toledo
February	Jeff Salajko, Columbus
March	Doug Bonner, Louisiana

ROOKIE OF THE MONTH

October	Eric Boguniecki, Dayton
November	Andrew Williamson, Toledo
December	Rob Bonneau, Hampton Roads
January	Sean Venedam, Toledo
February	Cail MacLean, Jacksonville
March	David Vallieres, Peoria

1996-97 ECHL AWARD WINNERS

PLAYER OF THE WEEK

Oct. 28-Nov. 3	J.P. McKorsie, South Carolina
Nov. 4-10	Glen Metropolit, Pensacola
Nov. 11-17	Sylvain Daigle, Mississippi
Nov. 25-Dec. 1	Dave Hymovitz, Columbus
Dec. 2-8	Chris Phelps, Hampton Roads
Dec. 9-15	Ryan Savoia, Johnstown
Dec. 23-29	Victor Gervais, Hampton Roads
Dec. 30-Jan. 5	Christian Soucy, Baton Rouge
Jan. 6-12	Darren Maloney, Peoria
Jan. 19-26	Mike Pomichter, Jacksonville
Jan. 27-Feb. 1	Mike Pomichter, Jacksonville
Feb. 2-8	Dany Bousquet, Birmingham
Feb. 9-16	Steve Roberts, Dayton Marty Flichel, Dayton
Feb. 17-23	Ed Courtenay, South Carolina
Feb. 24-Mar. 2	Louis Dumont, Louisiana
Mar. 3-9	Steve Roberts, Dayton
Mar. 10-16	Martin LePage, Wheeling
Mar 17-23	Steve Gibson, Wheeling
Mar 24-30	Darryl Paquette, Hampton Roads

PLAYER OF THE MONTH

October	David Goverde, Toledo
November	Mike Ross, South Carolina
December	Derek Herlofsky, Dayton
January	Rob Laurie, Huntington
February	Marc Delorme, Louisiana
March	Steve Gibson, Wheeling

1995-96 ECHL AWARD WINNERS

PLAYER OF THE MONTH

November	Trevor Jobe, Johnstown
December	Bob Berg, Louisiana
January	David Goverde, Toledo
February	Hugo P. Belanger, Nashville
March	Brad Mullahy, Raleigh

SECTION 7

ALL-TIME LEADERS



Photo courtesy South Carolina Stingrays

South Carolina Stingrays' head coach **Steve Bergin** received the John Brophy Award as ECHL Coach of the Year for the 2019-20 season. In his first season as a head coach, Bergin led South Carolina to a 44-14-4 record, including a 25-5-4 record on the road. The 25 road wins are tied for the second most in a single season in ECHL history. Bergin also served as a coach at the 2020 Warrior Hockey/ECHL All-Star Classic in Wichita, leading the Eastern Conference to the event's title.

Top 20 All-Time Goal-Scoring Leaders

	Player	Team(s)	Seasons	Games	Goals	Goals Per Game
1.	Goldie, Wes	PD/VIC/AK	11	697	370	0.531
2.	Taylor, Rod	HRD/RMD/RNK/SC/PEO/TOL	12	678	368	0.543
3.	Dumont, Louis	TAL/WHL/LA/MIS/AUG/PEN/UTA	11	771	325	0.422
4.	Jobe, Trevor	HRD/RMD/NSH/RAL/JHN/TAL/BR	7	353	325	0.921
5.	Colbourne, Darren	DAY/RMD/RAL/AUG	7	420	323	0.769
6.	Gorski, Sheldon	LOU/MIA/PEN	8	471	316	0.670
7.	Schwartz, Darren	JHN/WS/WHL/TAL	8	490	313	0.639
8.	Noren, Darryl	CHR/GBM	10	549	295	0.537
9.	Murphy, Jay	LA/RMD/GBO	9	447	268	0.600
10.	Bousquet, Dany	BRM/HRD/PD	7	389	254	0.653
11.	Berger, Phil	GBM/CHR/RAL/HRD	9	365	251	0.688
12.	Sirois, Allan	BR/JAX/PD/GRV/TEX	11	687	249	0.362
13.	Parsons, Don	NSH/TAL/JHN/BR/LA	7	377	248	0.658
14.	Rowe, Randy	PEO/JHN/CHR/TRE/TOL	12	622	236	0.379
15.	Birmingham, Jim	TOL/WHL/HNT/JCK/PEN	9	500	226	0.452
	Elders, Jason	MOB	7	438	226	0.516
17.	Williamson, Andrew	COH/DAY/TOL/AUG	6	336	225	0.670
18.	MacLean, Cail	JAX/TRE/REA/SC	9	474	224	0.473
19.	Taylor, Justin	TRE/IDH/KAL	10	590	223	0.378
20.	Kowalsky, Rick	HRD/RNK/TRE	10	516	221	0.394

Top 20 All-Time Assists Leaders

	Player	Team(s)	Seasons	Games	Assists	Assists Per Game
1.	Dumont, Louis	TAL/WHL/LA/MIS/AUG/PEN/UTA	11	771	566	0.734
2.	Valicevic, Chris	GBM/LA	9	590	460	0.780
3.	Noren, Darryl	CHR/GBM	10	549	390	0.710
	Spoltore, John	LA	6	341	390	1.144
5.	Curtin, Luke	BR/ATC/FRE	9	507	384	0.757
6.	Pelech, Michael	ONT/TOL/CIN/UTA/NOR/REA/GRN	11	705	372	0.528
7.	Seitz, Dave	SC	8	489	370	0.757
	Pierro-Zabotel, Casey	WHL/CIN/BAK/GWT/FLA/ALN/COL/ADK	11	621	370	0.596
9.	Clancey, Derek	WS/TOL/ERIE/COH/CHS	7	391	367	0.939
	Ftorek, Sam	MOB/AUG/GBO/GWT/FRE/CIN/KAL/NOR	15	859	367	0.427
11.	Woods, Bob	JHN/HRD/MOB/TAL/MIS	10	599	364	0.608
12.	Tifu, Yannick	PHX/DAY/FLA/ELM/VIC/CHI/REA/BRM	9	526	363	0.690
13.	Birmingham, Jim	TOL/WHL/HNT/JCK/PEN	9	500	362	0.724
14.	Ling, Jamie	MOB/BR/CHS/DAY	7	480	352	0.733
15.	Berger, Phil	GBM/CHR/RAL/HRD	9	365	348	0.953
16.	Sirois, Allan	BR/JAX/PD/GRV/TEX	11	687	345	0.502
	Nemeth, Tom	DAY/SC/TOL	11	473	345	0.729
18.	Bertoli, Scott	TRE	8	507	344	0.679
	Craievich, Dave	BRM/CIN/MOB	9	516	344	0.666
20.	Costello, Chad	TEX/COL/ONT/ALN	7	309	343	1.110

Top 20 All-Time Point Leaders

	Player	Team(s)	Seasons	Games	Goals	Assists	Points Per Game	
1.	Dumont, Louis	TAL/WHL/LA/MIS/AUG/PEN/UTA	11	771	325	566	891	1.155
2.	Taylor, Rod	HRD/RMD/RNK/SC/PEO/TOL	12	678	368	321	689	1.016
3.	Noren, Darryl	CHR/GBM	10	549	295	390	685	1.248
4.	Jobe, Trevor	HRD/RMD/NSH/RAL/JHN/TAL/BR	7	352	325	310	635	1.804
5.	Valicevic, Chris	GBM/LA	9	590	151	460	611	1.036
6.	Gorski, Sheldon	LOU/MIA/PEN	8	471	316	292	608	1.291
7.	Goldie, Wes	PD/VIC/AK	11	697	370	235	605	0.868
8.	Berger, Phil	GBM/CHR/RAL/HRD	9	365	251	348	599	1.641
9.	Sirois, Allan	BR/JAX/PD/GRV/TEX	11	687	249	345	594	0.865
10.	Birmingham, Jim	TOL/WHL/HNT/JCK/PEN	9	500	226	362	588	1.176
11.	Seitz, Dave	SC	8	489	217	370	587	1.200
12.	Curtin, Luke	BR/ATC/FRE	9	507	193	384	577	1.138
13.	Schwartz, Darren	JHN/WS/WHL/TAL	8	490	313	258	571	1.165
14.	Colbourne, Darren	DAY/RMD/RAL/AUG	7	420	323	244	567	1.350
15.	Ftorek, Sam	MOB/AUG/GBO/GWT/FRE/CIN/KAL/NOR	15	859	189	367	556	0.647
16.	Bousquet, Dany	BRM/HRD/PD	7	389	254	296	550	1.414
	Kowalsky, Rick	HRD/RNK/TRE	10	516	221	329	550	1.066
18.	Turner, Mark	CIN/COH/NO/MOB/GBO/TOL	9	528	210	336	546	1.034
19.	Tifu, Yannick	DAY/FLA/ELM/VIC/CHI/REA/BRM	9	526	180	363	543	1.032
	Pierro-Zabotel, Casey	WHL/CIN/BAK/GWT/FLA/ALN/COL/ADK	11	621	173	370	543	0.874

Top 20 All-Time Penalty Minute Leaders

	Player	Team(s)	Seasons	Games	PIMs	PIMs Per Game
1.	Hunt, Gareth	STK/AK/JAX	11	702	2666	3.80
2.	Brown, Cam	BR/COH/ERIE/GWT	13	789	2425	3.07
3.	Goudie, Brian	HRD/PD/RMD/FLA	11	598	2253	3.77
4.	Clarke, Jason	CHR/ERIE/RNK/BRM/TAL/PEN/MOB	8	320	2246	7.02
5.	Senn, Trevor	WS/WHL/GBM/RMD/SC	8	307	2183	7.11
6.	Galbraith, Lance	AUG/DAY/IDH/AK/UTA	8	467	2104	4.51
7.	Huxley, Adam	AK/LV/VIC/STK/IDH	11	542	2073	3.82
8.	Bechard, Jerome	BRM/CGA	5	407	1753	4.31
9.	Schwartz, Darren	JHN/WS/WHL/TAL	8	490	1739	3.55
10.	White, Kam	SC/MIS/JHN/JAX/NO/GRV/CHS/ TRE/ATC/FRE/BAK	10	456	1654	3.63
11.	Stewart, Dave	JCK/REA	5	332	1521	4.58
12.	Downey, Jason	DAY/NO	6	323	1486	4.60
13.	Reynolds, T.J.	WHL/CHR/GRN	7	416	1477	3.55
14.	Thompson, Chris M.	AUG/GBO/DAY/LA/TRE/GWT/CBA	9	464	1456	3.14
15.	Cava, Chris	TOL/RNK/MIS/CBA/SDG/TRE/PHO/GWT	8	444	1430	3.22
16.	Rivard, Stefan	ATC/BRM/COH	8	475	1422	2.99
17.	Bootland, Darryl	TOL/KAL/COL/ORL	7	329	1417	4.31
18.	Maxwell, Roger	MIS/LA	5	225	1403	6.24
19.	Zahn, Teigan	STK/UTA/COL	8	435	1373	3.16
20.	Gillies, Trevor	MS/GBO/AUG/RMD/PEO/ORL/SC	8	315	1340	4.25

Top 20 All-Time Games Played Leaders

	Player	Team(s)	Seasons	Games
1.	Ftorek, Sam	MOB/AUG/GBO/GWT/FRE/CIN/KAL/NOR	15	859
2.	Brown, Cam	BR/COH/ERIE/GWT	13	789
3.	Dumont, Louis	TAL/WHL/LA/MIS/AUG/PEN/UTA	12	771
4.	Pelech, Michael	ONT/TOL/CIN/UTA/NOR/REA/GRN	11	705
5.	Hunt, Gareth	STK/AK/JAX	11	702
6.	Goldie, Wes	PD/VIC/AK	11	697
7.	Sirois, Allan	BR/JAX/PD/GRV/TEX	11	687
8.	Taylor, Rod	HRD/RMD/RNK/SC/PEO/TOL	12	678
9.	Bushee, Kyle	CIN/JHN/WHL/ELM/TOL/KAL	11	660
10.	Rowe, Randy	PEO/JHN/CHR/TOL/TRE	12	622
	Pierro-Zabotel, Casey	WHL/CIN/BAK/GWT/FLA/ALN/COL/ADK	11	621
12.	Woods, Bob	JHN/HRD/MOB/TAL/MIS	10	599
13.	Goudie, Brian	HRD/PD/RMD/FLA	11	598
14.	Ianiero, Andrew	DAY/AUG/CHR/TEX/BAK	9	595
15.	Seher, Kurt	CHR	10	593
16.	Aubin, Mathieu	CIN/BAK/UTA/ALN	10	592
17.	Valicevic, Chris	GBM/LA	9	590
	Taylor, Justin	IDH/TRE/KAL	10	590
19.	Burt, Scott	TOL/WHL/IDH/UTA/AK	11	585
20.	Tarabrin, Dmitri	WHL/JHN	9	581

Top 20 Career Regular Season Wins

Player	Team(s)	Seasons	GP	Wins
1. Vitucci, Nick	CAR/WS/GBM/HRD/TOL/CHR/GRV	14	479	265
2. Magliarditi, Marc	COH/FLA/LA/RMD/LV	10	366	217
3. Berthiaume, Daniel	RNK/WHL/GBO	9	364	201
4. Martin, Joel	CBS/TRE/ELM/AUG/KAL	10	394	199
5. Nagle, Pat	FLA/IDH/FW/TOL	9	328	191
6. Saal, Jason	SC/HRD/PEO/LA/DAY/ARK/AUG	10	455	173
7. Gagnon, Dave	HRD/RNK/TOL	9	272	155
8. Gill, Riley	VIC/KAL/REA/ALN	9	245	147
9. Cadden, Cory	KNX/DAY/PEO/SC/PD	8	294	146
10. Milner, Parker	STK/QC/MO/SC	7	245	143
11. Daubenspeck, Kirk	CHS/JAX/SC	8	236	141
12. Allan, Sandy	LVL/PD/RMD	7	255	137
13. Coleman, Gerald	JHN/AUG/PHX/TRE/AK	8	229	134
14. Salajko, Jeff	COH/PEO/REA/ARK/CHR	7	271	132
15. Stirling, Scott	ATC/PEO/TRE/FRE	6	215	129
16. Jakaitis, Jeff	CBA/CHR/GWT/SC	7	231	128
17. Houser, Michael	CIN/MAN/FW	7	210	127
18. Ouellette, Martin	REA/FLA/ORL/ATL/UTA	6	206	122
19. Brumby, David	COH/WHL/CGA/JCK/PD/AUG/SC/VIC	8	281	121
20. Westlund, Alex	CHR/CIN/DAY/TOL/TRE/WHL	7	199	114

Top 20 Career Regular Season Goals-Against Average (Minimum 50 Games)

Player	Team(s)	Seasons	GP	GAA
1. Zapolski, Ryan	KAL/TOL/GWT/SC	2	55	1.84
2. Sholl, Tomas	ADK/IDH	3	99	2.07
3. Brust, Barry	REA/FLA	3	64	2.13
4. Sanford, Curtis	PEO	2	51	2.17
5. McKenna, Mike	LV	2	63	2.18
6. Appleby, Ken	ADK/JAX/FLA	5	94	2.21
7. MacIntyre, Drew	TOL/REA	4	56	2.19
8. Grubauer, Philipp	SC/REA	2	69	2.25
9. Michaud, Alfie	REA/PEO/UTA	4	129	2.27
10. Roy, Olivier	STK/AK/IDH	4	109	2.29
11. Bobkov, Igor	UTA	2	63	2.32
12. Lamoureux, J.P.	AK/UTA	2	71	2.34
13. Jakaitis, Jeff	CBA/CHR/GWT/SC	8	232	2.36
Desjardins, Cedrick	CIN/MAN/IND	3	73	2.36
Doyle, Frank	IDH/CHR/AK	2	73	2.36
Khudobin, Anton	TEX/FLA	2	60	2.36
17. Stirling, Scott	ATC/PEO/TRE/FRE	6	215	2.42
18. Milner, Parker	STK/QC/MO/SC	7	245	2.44
19. Williams, Devin	TUL	3	105	2.46
20. Houser, Michael	CIN/MAN/FW	7	210	2.47
Cloutier, Frederic	LA/PEN	5	156	2.47
Delmas, Peter	WHL/GWT	4	102	2.47

Top 10 Career Regular Season Shutouts

Player	Team(s)	Seasons	GP	SO
1. Jakaitis, Jeff	CBA/CHR/GWT/SC	8	232	25
Magliarditi, Marc	COH/FLA/LA/RMD/LV	10	366	25
3. Gill, Riley	VIC/KAL/REA/ALN	9	245	21
4. Saal, Jason	SC/HRD/PEO/LA/DAY/ARK/AUG	10	455	20
5. Milner, Parker	STK/QC/MO/SC	7	245	19
6. Berthiaume, Daniel	RNK/WHL/GBO	9	364	18
7. Nagle, Pat	FLA/IDH/FW/TOL	8	313	16
8. Westlund, Alex	CHR/CIN/DAY/TOL/TRE/WHL	7	199	15
Coleman, Gerald	JHN/AUG/PHX/TRE/AK	8	229	15
Cloutier, Frederic	LA/PEN	5	156	15
Stirling, Scott	ATC/PEO/TRE/FRE	6	215	15
Martin, Joel	CGA/TRE/ELM/KAL	9	394	15

TOP 10 BIGGEST POSTSEASON UPSETS

RANK	WINNER	LOSER	YEAR	ROUND	SERIES	PTS. DIFF
1.	Louisville (40)	Knoxville (94)*	1994	First	2-1	54
2.	Birmingham (56)	Wheeling (97)*	1995	First	3-0	41
3.	Jackson (77)	Louisiana (116)*	2002	First	3-2	39
4.	Columbia (77)	Texas (115)	2008	Division Semifinals	3-0	38
5.	Augusta (73)	Florida (108)*	2000	Conference Quarterfinals	3-2	35
6.	Jacksonville (74)	Richmond (105)*	1996	Second	3-1	31
7.	Louisville (66)	Knoxville (97)*	1991	Division Semifinals	3-0	31
8.	Jacksonville (74)	Toledo (104)	1996	Semifinals	3-2	30
9.	Orlando (75)	South Carolina (104)	2018	Division Semifinals	4-0	29
10.	Alaska (82)	San Diego (108)*	2004	Division Semifinals	3-0	26

* - Brabham Cup winner

TOP 10 SINGLE-SEASON POINT INCREASES

RANK	TEAM	YEAR	POINTS	YEAR	POINTS	INCREASE
1.	Toledo	2014-15	107	2013-14	49	+58
2.	Greenville	2003-04	33	2004-05	83	+50
	Knoxville	1992-93	44	1993-94	94	+50
4.	Knoxville	1989-90	48	1990-91	97	+49
	Greenville	2009-10 *	47	2010-11	96	+49
6.	Wheeling	2002-03	59	2003-04	106	+47
7.	Texas	2004-05	45	2006-07	91	+46
8.	Missouri	2015-16	109	2014-15	65	+44
	Long Beach	2003-04	51	2004-05	95	+44
10.	Arkansas	99-2000	39	2000-01	82	+43

* Team played 2009-10 season as Johnstown Chiefs before moving to Greenville for 2010-11

TOP 10 SINGLE-SEASON POINT DECREASES

RANK	TEAM	YEAR	POINTS	YEAR	POINTS	DECREASE
1.	Pensacola	2004-05	107	2005-06	49	-58
2.	Knoxville	1990-91	97	1991-92	48	-49
3.	Toledo	2002-03	104	2003-04	57	-47
4.	Louisiana	2003-04	98	2004-05	58	-40
5.	Winston-Salem	1989-90	82	1990-91	43	-39
	Johnstown	2003-04	97	2004-05	58	-39
7.	Elmira	2015-16	79	2016-17	42	-37
	Raleigh	1993-94	89	1994-95	52	-37
9.	Tallahassee	1996-97	86	1997-98	50	-36
	Birmingham	1993-94	92	1994-95	56	-36

30-WIN SEASONS

RANK	GOALTENDER	YEAR	WINS	RANK	GOALTENDER	YEAR	WINS
1.	Brian Eklund, Pensacola	03-04	38		Nick Vitucci, Charlotte	95-96	32
	Mark Michaud, Hampton Roads	93-94	38		Craig Brown, Nashville	95-96	32
3.	Pat Nagle, Toledo	17-18	37		Mike Williams, Toledo	91-92	32
	Trevor Koenig, San Diego	03-04	37	35.	Anthony Peters, Florida	16-17	31
5.	Joel Martin, Kalamazoo	15-16	36		Joel Martin, Kalamazoo	12-13	31
	Steve Silverthorn, Idaho	06-07	36		Kyle Jones, Colorado	11-12	31
	Matt Underhill, Alaska	05-06	36		Davis Parley, South Carolina	06-07	31
	Kirk Daubenspeck, South Carolina	02-03	36		Scott Stirling, Atlantic City	03-04	31
	Jan Lasak, Hampton Roads	99-00	36		Doug Teskey, Toledo	02-03	31
	Doug Bonner, Louisiana	97-98	36		Olie Sundstrom, Wheeling	96-97	31
	Marc Delorme, Louisiana	96-97	36		Sean Gauthier, South Carolina	95-96	31
12.	Jeff Salajko, Columbus (Ohio)	96-97	35		Mark Richards, Tallahassee	94-95	31
	Darryl Paquette, Hampton Roads	96-97	35	44.	Joel Martin, Kalamazoo	14-15	30
	Nick Vitucci, Toledo	94-95	35		Kevin Carr, Tulsa	14-15	30
15.	Jake Patereson, Toledo	16-17	34		Joe Fallon, Las Vegas	11-12	30
	Marc Magliarditi, Las Vegas	05-06	34		Gerald Coleman, Alaska	10-11	30
	Dave Gagnon, Roanoke	96-97	34		Ryan Nie, Kalamazoo	10-11	30
18.	Martin Ouellette, Florida	17-18	33		Ryan Munce, Bakersfield	05-06	30
	Riley Gill, Allen	14-15	33		Andrew Allen, Trenton	04-05	30
	Jean-Philippe Lamoureux, Alaska	08-09	33		Greg Gardner, Mississippi	03-04	30
	Andy Franck, Wheeling	05-06	33		Daniel Berthiaume, Greensboro	02-03	30
22.	Riley Gill, Allen	16-17	32		Alex Westlund, Cincinnati	01-02	30
	Jeff Lerg, Toledo	14-15	32		Jayme Platt, Greenville	01-02	30
	Matthew Yeats, Texas	06-07	32		Dan Murphy, Trenton	01-02	30
	Sean Fields, Gwinnett	05-06	32		Mark Bernard, Toledo	00-01	30
	Frederic Cloutier, Pensacola	04-05	32		Duane Derksen, Peoria	99-00	30
	Frank Doyle, Idaho	04-05	32		Jeff Salajko, Columbus (Ohio)	98-99	30
	Greg Gardner, Mississippi	02-03	32		Maxime Gingras, Richmond	98-99	30
	Scott Stirling, Trenton	00-01	32		Cory Cadden, South Carolina	97-98	30
	Marc Magliarditi, Florida	98-99	32				

100-POINT SCORERS

RANK	PLAYER	YEAR	GAMES	GOALS	ASSISTS	POINTS
1.	Trevor Jobe, Nashville	92-93	61	85	76	161
2.	Bill McDougall, Erie*	89-90	57	80	68	148
3.	Hugo P. Belanger, Nashville	95-96	67	54	90	144
4.	Stan Drulia, Knoxville	90-91	64	63	77	140
5.	Phil Berger, Greensboro	93-94	68	56	83	139
6.	Dan Gauthier, Knoxville*	90-91	61	41	93	134
7.	Phil Berger, Greensboro	91-92	60	60	70	130
8.	Joe Flanagan, Birmingham	93-94	62	54	72	126
9.	Chad Costello, Allen	14-15	72	41	84	125
10.	Daryl Harpe, Erie*	88-89	60	38	84	122
	Chad Costello, Allen	16-17	72	33	89	122
12.	Jim Brown, Knoxville	95-96	69	50	70	120
13.	Jamey Hicks, Birmingham	97-98	70	44	75	119
	Darren Colbourne, Dayton*	91-92	64	69	50	119
15.	Victor Gervais, Hampton Roads	92-93	59	38	80	118
	John Spoltore, Louisiana	99-00	66	27	91	118
17.	Devin Edgerton, Wheeling	92-93	57	46	71	117
	Mark Green, Johnstown*	91-92	64	68	49	117
19.	Brian Martin, Hampton Roads	90-91	54	55	61	116
20.	Tyler Donati, Elmira	09-10	67	38	76	114
	Darren Schwartz, Wheeling	92-93	62	62	52	114
22.	Jean-Guy Trudel, Peoria	97-98	62	39	74	113
	Len Soccio, Winston-Salem*	89-90	60	51	62	113
24.	Kim Maier, Knoxville	95-96	70	52	60	112
25.	John Spoltore, Louisiana	97-98	68	32	79	111
	Mike Maurice, Toledo*	91-92	62	39	72	111
27.	Brad Schell, Gwinnett	06-07	63	25	85	110
	Ed Courtenay, South Carolina	96-97	68	54	56	110
	Mike Ross, South Carolina	96-97	70	50	60	110
	Sheldon Gorski, Louisville	91-92	55	56	54	110
31.	John Spoltore, Louisiana	98-99	69	36	73	109
	Bob Berg, Louisiana	95-96	68	59	50	109
	Trevor Jobe, Nashville	90-91	59	49	60	109
	Derek Clancey, Columbus	95-96	67	32	77	109
35.	Joe Ferras, Winston-Salem	89-90	49	45	63	108
	Dany Bousquet, Birmingham*	96-97	68	54	53	107
	Trent Kaese, Winston-Salem	89-90	57	56	51	107
	Colin Ward, Nashville	95-96	65	52	55	107
39.	David Desharnais, Cincinnati*	07-08	68	29	77	106
40.	Derek Clancey, Chesapeake	97-98	70	28	77	105
	Dan Gravelle, Greensboro*	93-94	58	38	67	105
42.	Darren Colbourne, Richmond	93-94	68	69	35	104
	Justin Donati, Elmira*	09-10	65	42	62	104
	Sheldon Gorski, Louisville*	90-91	62	51	53	104
	John Young, Greensboro*	93-94	66	35	69	104
46.	Chad Costello, Allen	15-16	72	24	79	103
	Buddy Smith, Arkansas	02-03	72	30	74	103
	Trevor Jobe, Richmond/Nashville	91-92	62	54	49	103
	Ryan Kinsewicz, Utah	09-10	59	48	55	103
	Murray Hood, Hampton Roads	90-91	64	21	82	103
51.	Kevin Baker, Florida	08-09	70	57	45	102
	Andrew Williamson, Toledo	99-00	63	63	39	102
	Derek Donald, Dayton	93-94	62	51	51	102
	Brian Martin, Hampton Roads	92-93	49	50	52	102
	Louis Dumont, Pensacola	01-02	72	32	70	102
56.	Scott King, Charlotte	00-01	72	40	61	101
	Jeff Lazaro, New Orleans	97-98	70	37	64	101
	John Varga, Wheeling	96-97	66	56	45	101
	Darren Colbourne, Raleigh	96-97	69	53	48	101
	Mark Woolf, Roanoke Valley*	91-92	63	50	51	101
	Tom Sasso, Johnstown*	88-89	60	36	65	101
	John Spoltore, Louisiana*	95-96	70	33	68	101
63.	Jeff Bes, Pensacola/Jackson	00-01	68	35	65	100
	Don Parsons, Louisiana	97-98	70	55	45	100
	Jim Bermingham, Huntington	97-98	67	41	59	100
	Ron Handy, Louisiana	96-97	66	33	67	100
	Brad McCaughey, Toledo	91-92	58	56	44	100
	Martin Bergeron, Louisville	91-92	64	39	61	100
	Glen Goodall, Erie	92-93	60	38	62	100

* Rookie

50-GOAL SCORERS

RANK	PLAYER, TEAM	YEAR	GAMES	GOALS	POINTS
1.	Trevor Jobe, Nashville	92-93	61	85	161
2.	Bill McDougall, Erie*	89-90	57	80	148
3.	Darren Colbourne, Richmond	93-94	68	69	104
	Darren Colbourne, Dayton*	91-92	64	69	119
5.	Mark Green, Johnstown*	91-92	64	68	117
6.	Andrew Williamson, Toledo	99-00	63	63	102
	Stan Drulia, Knoxville	90-91	64	63	140
8.	Darren Schwartz, Wheeling	92-93	62	62	114
9.	Phil Berger, Greensboro	91-92	60	60	130
10.	Bob Berg, Louisiana	95-96	68	59	109
11.	Kevin Baker, Florida	08-09	70	57	102
12.	John Varga, Wheeling	96-97	66	56	101
	Phil Berger, Greensboro	93-94	68	56	139
	Brad McCaughey, Toledo	91-92	58	56	100
	Sheldon Gorski, Louisville	91-92	55	56	110
	Trent Kaese, Winston-Salem	89-90	57	56	107
17.	Dany Bousquet, Birmingham	97-98	70	55	99
	Don Parsons, Louisiana	97-98	70	55	100
	Jay Murphy, Louisiana	99-00	69	55	83
	Brian Martin, Hampton Roads	90-91	54	55	116
21.	Ed Courtenay, South Carolina	96-97	68	54	110
	Dany Bousquet, Birmingham*	96-97	68	54	107
	Hugo P. Belanger, Nashville	95-96	67	54	144
	Joe Flanagan, Birmingham	93-94	62	54	126
	Rod Taylor, Hampton Roads	93-94	65	54	88
	Darren Schwartz, Wheeling	93-94	67	54	92
	Trevor Jobe, Richmond/Nashville	91-92	62	54	103
28.	Darren Colbourne, Raleigh	96-97	69	53	101
29.	Andrew Williamson, Toledo	00-01	66	52	97
	Jeff Jablonski, Roanoke	96-97	68	52	96
	Colin Ward, Nashville	95-96	65	52	107
	Kim Maier, Knoxville	95-96	70	52	112
33.	Derek Donald, Dayton	93-94	62	51	102
	Sheldon Gorski, Louisville	92-93	63	51	98
	Sheldon Gorski, Louisville*	90-91	62	51	104
	Len Soccio, Winston-Salem*	89-90	60	51	113
37.	Mike Ross, South Carolina	96-97	70	50	110
	Jim Brown, Knoxville	95-96	69	50	120
	Don Parsons, Johnstown	95-96	66	50	89
	Stephane Charbonneau, Erie	94-95	64	50	91
	Brian Martin, Hampton Roads	92-93	49	50	102
	Mark Woolf, Roanoke Valley	91-92	63	50	101

* Rookie

SECTION 8

RECORD BOOK



Photo courtesy Allen Americans

Allen's **Alex Breton** received the ECHL Defenseman of the Year for the 2019-20 season. Breton led all league defensemen, and was tied for the overall ECHL lead, with 44 assists. His 55 points led all blueliners and he was tied for sixth among defensemen with 11 goals, tied for fifth with 15 power-play assists and tied for fourth with 18 power-play points.

TEAM RECORDS

Adirondack Thunder totals include Cincinnati, 1990-92; Birmingham, 1992-2001; Atlantic City, 2001-05; Stockton, 2005-15
Atlanta Gladiators totals include Mobile, 1995-2002
Cincinnati Cyclones totals include Louisville RiverFrogs, 1995-98; Miami, 1998-99
Greenville Swamp Rabbits totals include Johnstown, 1988-2010
Jacksonville Icemen totals include Evansville, 2012-16
Maine Mariners totals include Alaska, 2003-17
Reading Royals totals include Columbus (Ohio), 1991-99
Utah Grizzlies totals include Virginia, 1988-90; Roanoke Valley, 1990-93; Huntsville, 1993-94; Tallahassee, 1994-01; Macon, 2001-02; Lexington, 2002-03.
Victoria Salmon Kings totals include Erie, 1988-96; Baton Rouge, 1996-2003
Wheeling Nailers totals include Carolina, 1988-89; Winston-Salem, 1989-92
Pensacola Ice Pilots totals include Nashville, 1989-96

TEAM WINNING PERCENTAGE

HIGHEST WINNING PERCENTAGE, TEAM HISTORY

.678 - Newfoundland Growlers (85-38-9)
.658 - Peoria Rivermen (388-186-66)
.650 - Florida Everblades (944-472-153)
.644 - Louisiana IceGators (425-220-65)
.628 - Idaho Steelheads (696-386-131)

HIGHEST HOME WINNING PERCENTAGE, TEAM HISTORY

.758 - Newfoundland Growlers (49-15-2)
.745 - Peoria Rivermen (221-64-35)
.731 - Louisiana IceGators (245-81-29)
- San Diego Gulls (73-23-12)
.722 - Greensboro Monarchs (132-46-16)

HIGHEST ROAD WINNING PERCENTAGE, TEAM HISTORY

.611 - Florida Everblades (440-226-76)
.600 - Idaho Steelheads (329-208-67)
.598 - Newfoundland Growlers (36-23-7)
.581 - Allen Americans (111-77-23)
.578 - South Carolina Stingrays (505-355-100)

LOWEST WINNING PERCENTAGE, TEAM HISTORY

.392 - Phoenix RoadRunners (101-163-24)
.420 - San Francisco Bulls (40-58-14)
.442 - Wichita Thunder (158-207-57)
.462 - Jacksonville Icemen (171-203-46)
.468 - Greensboro Generals (151-174-33)

LOWEST HOME WINNING PERCENTAGE, TEAM HISTORY

.407 - San Francisco Bulls (20-30-4)
.427 - Phoenix RoadRunners (56-77-11)
.481 - Rapid City Rush (93-101-16)
.483 - Brampton Beast (90-97-22)
.486 - Long Beach Ice Dogs (65-69-10)

LOWEST ROAD WINNING PERCENTAGE, TEAM HISTORY

.358 - Phoenix RoadRunners (45-86-13)
.366 - Jacksonville Icemen (75-141-31)
.390 - Wichita Thunder (66-113-34)
.392 - Arkansas RiverBlades (47-78-18)
.407 - Pensacola Ice Pilots (245-367-43)

TEAM WINS

MOST WINS, TEAM HISTORY

1,100 - Wheeling Nailers
1,086 - South Carolina Stingrays
1,030 - Toledo Walleye
1,029 - Adirondack Thunder
1,017 - Greenville Swamp Rabbits

MOST HOME WINS, TEAM HISTORY

632 - Wheeling Nailers
589 - Toledo Walleye
581 - South Carolina Stingrays
580 - Greenville Swamp Rabbits
574 - Adirondack Thunder

MOST ROAD WINS, TEAM HISTORY

505 - South Carolina Stingrays
468 - Wheeling Nailers
455 - Adirondack Thunder
450 - Toledo Walleye
442 - Reading Royals

TEAM LOSSES

MOST LOSSES, TEAM HISTORY

986 - Greenville Swamp Rabbits
928 - Wheeling Nailers
906 - Utah Grizzlies
860 - Adirondack Thunder
719 - Reading Royals

MOST HOME LOSSES, TEAM HISTORY

410 - Greenville Swamp Rabbits
381 - Utah Grizzlies
380 - Wheeling Nailers
370 - Adirondack Thunder
309 - Reading Royals

MOST ROAD LOSSES, TEAM HISTORY

576 - Greenville Swamp Rabbits
547 - Wheeling Nailers
525 - Utah Grizzlies
490 - Adirondack Thunder
411 - Victoria Salmon Kings

TEAM TIES

MOST TIES, TEAM HISTORY

242 - Utah Grizzlies
227 - Greenville Swamp Rabbits
220 - Adirondack Thunder
207 - South Carolina Stingrays
197 - Wheeling Nailers

MOST HOME TIES, TEAM HISTORY

124 - Utah Grizzlies
123 - Greenville Swamp Rabbits
111 - Adirondack Thunder
107 - South Carolina Stingrays
100 - Wheeling Nailers

MOST ROAD TIES, TEAM HISTORY

118 - Utah Grizzlies
109 - Adirondack Thunder
105 - Greenville Swamp Rabbits
101 - Atlanta Gladiators
100 - South Carolina Stingrays

TEAM RECORDS REGULAR SEASON

MOST POINTS, ONE SEASON

116 - Louisiana IceGators, 2001-02 (56-12-4)
115 - Cincinnati Cyclones, 2007-08 (55-12-5)
- Texas Wildcatters, 2007-08 (52-9-11)
113 - Alaska Aces, 2005-06 (53-12-7)
112 - Florida Everblades, 2017-18 (53-13-6)
- Las Vegas Wranglers, 2005-06 (53-13-6)

BEST POINTS PERCENTAGE, ONE SEASON

.806 - Louisiana IceGators, 2001-02 (56-12-4)
.799 - Cincinnati Cyclones, 2007-08 (55-12-5)
- Texas Wildcatters, 2007-08 (52-9-11)
.785 - Alaska Aces, 2005-06 (53-12-7)
.778 - Florida Everblades, 2017-18 (53-13-6)
- Las Vegas Wranglers, 2005-06 (53-13-6)

FEWEST POINTS, ONE SEASON

- 29 - Roanoke Valley Rampage, 1992-93 (14-49-1)
- 33 - Greenville Grrrowl, 2003-04 (14-53-5)
 - Huntington Blizzard, 1993-94 (14-49-5)
- 35 - Victoria Salmon Kings, 2004-05 (15-52-5)
- 36 - Norfolk Admirals, 2019-20 (14-38-8) * *season was not completed due to COVID-19 pandemic*
- 39 - Evansville IceMen, 2014-15 (15-48-9)
 - Arkansas RiverBlades, 1999-2000 (18-49-3)

LOWEST WINNING PERCENTAGE, ONE SEASON

- .227 - Roanoke Valley Rampage, 1992-93 (14-49-1)
- .229 - Greenville Grrrowl, 2003-04 (14-53-5)
- .243 - Victoria Salmon Kings, 2004-05 (15-52-5)
 - Huntington Blizzard, 1993-94 (14-49-5)
- .271 - Evansville IceMen, 2014-15 (15-48-9)

TEAM WINS

MOST WINS, ONE SEASON

- 56 - Louisiana IceGators, 2001-02
- 55 - Cincinnati Cyclones, 2007-08
- 53 - Florida Everblades, 2017-18
 - Alaska Aces, 2005-06
 - Las Vegas Wranglers, 2005-06
 - Florida Everblades, 1999-2000

MOST HOME WINS, ONE SEASON

- 30 - Cincinnati Cyclones, 2018-19
 - San Diego Gulls, 2003-04
 - Louisiana IceGators, 2001-02
 - Alaska Aces, 2005-06
- 29 - Missouri Mavericks 2015-16
 - Alaska Aces, 2011-12
 - Cincinnati Cyclones, 2007-08
 - Gwinnett Gladiators, 2005-06
 - Toledo Storm, 2002-03
 - Pee Dee Pride, 1998-99

MOST ROAD WINS, ONE SEASON

- 26 - Florida Everblades, 2017-18
 - Cincinnati Cyclones, 2007-08
 - Texas Wildcatters, 2007-08
 - Louisiana IceGators, 2001-02
- 25 - eight times, most recent: South Carolina Stingrays, 2019-20 * *season was not completed due to COVID-19 pandemic*

FEWEST WINS, ONE SEASON

- 14 - Norfolk Admirals, 2019-20 * *season was not completed due to COVID-19 pandemic*
 - Greenville Grrrowl, 2003-04
 - Huntington Blizzard, 1993-94
 - Roanoke Valley Rampage, 1992-93
- 15 - Evansville IceMen, 2014-15
 - Victoria Salmon Kings, 2004-05
- 16 - Louisville IceHawks, 1993-94

FEWEST HOME WINS, ONE SEASON

- 5 - Greenville Grrrowl, 2003-04
- 8 - five times, most recent:
 - Norfolk Admirals, 2019-20 * *season was not completed due to COVID-19 pandemic*
 - Las Vegas Wranglers, 2013-14
- 9 - Evansville IceMen, 2014-15
 - Johnstown Chiefs, 2009-10
 - Greensboro Generals, 2001-02

FEWEST ROAD WINS, ONE SEASON

- 2 - Roanoke Valley Rampage, 1992-93
- 4 - Elmira Jackals, 2016-17
 - Huntington Blizzard, 1993-94
 - Louisville IceHawks, 1993-94
- 5 - Erie Panthers, 1994-95
 - Knoxville Cherokees, 1992-93

TEAM LOSSES

FEWEST LOSSES, ONE SEASON

- 9 - Texas Wildcatters, 2007-08
- 11 - Richmond Renegades, 1995-96
- 12 - Cincinnati Cyclones, 2007-08
 - Las Vegas Wranglers, 2006-07
 - Alaska Aces, 2005-06
 - Louisiana IceGators, 2001-02

FEWEST HOME LOSSES, ONE SEASON

- 2 - Cincinnati Cyclones, 2018-19
 - Louisiana IceGators, 2001-02
- 3 - Texas Wildcatters, 2007-08
- 4 - nine times, most recent; Cincinnati Cyclones, 2007-08

FEWEST ROAD LOSSES, ONE SEASON

- 5 - Las Vegas Wranglers, 2006-07
- 6 - Texas Wildcatters, 2007-08
 - Richmond Renegades, 1995-96
- 7 - five times, most recent: Florida Everblades, 2017-18

MOST LOSSES, ONE SEASON

- 53 - Greenville Grrrowl, 2003-04
- 52 - Victoria Salmon Kings, 2004-05
- 49 - four times, most recent:
 - Stockton Thunder, 2014-15

MOST HOME LOSSES, ONE SEASON

- 28 - Greenville Grrrowl, 2003-04
- 26 - Victoria Salmon Kings, 2004-05
- 25 - Wichita Thunder, 2016-17
 - Las Vegas Wranglers, 2013-14
- 24 - Brampton Beast, 2014-15

MOST ROAD LOSSES, ONE SEASON

- 30 - Stockton Thunder, 2014-15
- 29 - Knoxville Cherokees, 1996-97
 - Roanoke Valley Rampage, 1992-93
- 28 - Erie Panthers, 1994-95
 - Huntington Blizzard, 1993-94

TEAM TIES

MOST TIES, ONE SEASON

- 18 - Mobile Mysticks, 2001-02
- 16 - Utah Grizzlies, 2008-09
 - Johnstown Chiefs, 2005-06
- 15 - Utah Grizzlies, 2017-18
 - South Carolina Stingrays, 2005-06
- 14 - seven times, most recent; Las Vegas Wranglers, 2006-07

FEWEST TIES, ONE SEASON

- 1 - Newfoundland Growlers, 2019-20 * *season was not completed due to COVID-19 pandemic*
 - Roanoke Valley Rampage, 1992-93
 - Carolina Thunderbirds, 1988-89
 - Knoxville Cherokees, 1988-89
- 2 - 14 times, most recent; Stockton Thunder and Wheeling Nailers, 2014-15

TEAM SHOOTOUTS

CONSECUTIVE SHOOTOUTS

- 9 - Huntington Blizzard, Jan. 31-Feb. 20, 1998
- 6 - Richmond Renegades, Nov. 24-Dec. 9, 1995
- 5 - Atlantic City Boardwalk Bullies, Jan. 28-Feb. 4, 2004
 - Fresno Falcons, Dec. 7-17, 2005
- 4 - seven times, most recent; Toledo Walleye, March 2-9, 2012

WINNING STREAKS

LONGEST WINNING STREAK, ONE SEASON

- 23 - South Carolina Stingrays, Feb. 7-March 27, 2015
- 17 - Colorado Eagles, Jan. 25-March 3, 2017
 - Cincinnati Cyclones, Jan. 13-Feb. 29, 2008
- 15 - Victoria Salmon Kings, Dec. 6, 2008-Jan. 10, 2009
- 14 - Missouri Mavericks, Nov. 4-Dec. 5, 2015
 - Louisiana IceGators, Nov. 23-Dec. 22, 2001
 - Knoxville Cherokees, Dec. 28, 1993-Jan. 29, 1994
- 13 - South Carolina Stingrays, Nov. 24-Dec. 19, 2009
 - Las Vegas Wranglers, Mar. 10 -Apr. 7, 2007

LONGEST WINNING STREAK, INCLUDING PLAYOFFS

- 18 - Las Vegas Wranglers, Mar. 10-Apr. 22, 2007 (13 regular season games, 5 playoff games)
- 17 - Florida Everblades, Mar. 21-May 3, 2018 (10 regular season games, 7 playoff games)
- 10 - Columbia Inferno, Mar. 29-Apr. 27, 2003 (1 regular season game, 9 playoff games)
 - Peoria Rivermen, Mar. 31-May 2, 2000 (2 regular season games, 8 playoff games)

LONGEST HOME WINNING STREAK, ONE SEASON

- 19 - Newfoundland Growlers, Nov. 8, 2019-Feb. 14, 2020
- 18 - South Carolina Stingrays, Dec. 23, 1994-Mar. 19, 1995
- 17 - Wheeling Thunderbirds, Nov. 24, 1994-Feb. 8, 1995
- 15 - Louisiana IceGators, Feb. 4-Mar. 25, 2000
- 14 - eight times, most recent: Cincinnati, Cyclones, Jan. 5-Mar. 12, 2008

LONGEST ROAD WINNING STREAK

- 13 - South Carolina Stingrays, Feb. 7-Mar. 27, 2015
- 10 - Long Beach Ice Dogs, Jan. 11-Feb. 17, 2006
 - Las Vegas Wranglers, Nov. 22-Dec. 31, 2005
 - South Carolina Stingrays, Nov. 2-Dec. 9, 2000
- 9 - five times, most recent
 - Ontario Reign, Nov. 13-Dec. 27, 2013

LONGEST WINNING STREAK FROM START OF SEASON

- 8 - Trenton Titans, Oct. 12-26, 2001
- Dayton Bombers, Oct. 19-Nov. 4, 1994

CONSECUTIVE GAMES WITHOUT REGULATION LOSS

- 23 - South Carolina Stingrays (23-0-0), Feb. 7-Mar. 27, 2015
 - Texas Wildcatters (18-0-5), Nov. 18, 2007-Jan. 12, 2008
- 21 - Richmond Renegades (15-0-6), Nov. 12-Dec. 30, 1995
- 20 - Las Vegas Wranglers (16-0-4), Nov. 3-Dec. 21, 2007

WINLESS STREAKS

LONGEST WINLESS STREAK, ONE SEASON

- 20 - Victoria Salmon Kings, Dec. 31, 2004-Feb. 4, 2005
- 16 - Dayton Bombers, Feb. 24-Mar. 31, 2006
 - Huntington Blizzard, Oct. 20-Dec. 2, 1995
 - Roanoke Valley Rampage, 1992-93
- 15 - Columbia Inferno, Dec. 21 2005-Jan. 27, 2006
 - Stockton Thunder, Feb. 3-Mar. 4, 2006

LONGEST HOME WINLESS STREAK, ONE SEASON

- 13 - Johnstown Chiefs, Dec. 11, 2009-Feb. 5, 2010
- 12 - six times, most recent:
 - Toledo Walleye, Jan. 31-Mar. 19, 2014

LONGEST ROAD WINLESS STREAK, ONE SEASON

- 26 - Roanoke Valley Rampage, 1992-93
- 20 - Knoxville Cherokees, Dec. 6, 1996-Mar. 11, 1997
- 19 - Erie Panthers, Jan. 7, 1994-Mar. 17, 1995
- 18 - Pee Dee Pride, Jan. 28-Apr. 9, 2005
- 16 - Johnstown Chiefs, Dec. 9, 1995-Feb. 9, 1996

TEAM GOALS

MOST GOALS, ONE SEASON

- 377 - Knoxville Cherokees, 1990-91
- 368 - Nashville Knights, 1995-96
- 367 - Toledo Storm, 1991-92
- 357 - Erie Panthers, 1989-90
- 345 - South Carolina Stingrays, 1996-97

MOST GOALS, ONE TEAM, ONE GAME

- 16 - Nashville Knights vs. Huntington, Jan. 30, 1994
- 15 - Greensboro Monarchs vs. Huntington, Oct. 27, 1993
 - Richmond Renegades vs. Erie, Dec. 23, 1990
- 14 - five times, most recent; Wheeling Nailers vs. Toledo, Apr. 4, 2000

MOST GOALS, BOTH TEAMS, ONE GAME

- 21 - Toledo Storm (11) vs. Louisville IceHawks (10), Nov. 5, 1993
 - Erie Panthers (13) vs. Carolina Thunderbirds (8), Dec. 21, 1988
- 20 - Birmingham Bulls (11) vs. Nashville Knights (9), Jan. 3, 1995
 - Richmond Renegades (15) vs. Erie Panthers (5), Dec. 23, 1990
 - Cincinnati Cyclones (11) vs. Richmond Renegades (9), Nov. 21, 1990
- 19 - Nashville Knights (16) vs. Huntington Blizzard (3), Jan. 30, 1994
 - Erie Panthers (11) vs. Knoxville Cherokees (8), Mar. 18, 1989

MOST GOALS, ONE TEAM, ONE PERIOD

- 9 - Johnstown Chiefs vs. Cincinnati, Nov. 10, 1990
- 8 - Johnstown Chiefs vs. Erie, Dec. 31, 1993
 - Greensboro Monarchs vs. Huntington, Oct. 27, 1993
 - Johnstown Chiefs vs. Knoxville, Feb. 26, 1989
- 7 - 14 times, most recent; Cincinnati Cyclones at Maine, Feb. 8, 2019

LARGEST MARGIN OF VICTORY

- 15 - Greensboro Monarchs (15) vs. Huntington (0), Oct. 27, 1993
- 13 - Birmingham Bulls (14) vs. Tallahassee (1), Mar. 21, 1998
 - Nashville Knights (16) vs. Huntington (3), Jan. 30, 1994
- 12 - four times, most recent:
 - Toledo Walleye (12) vs. Gwinnett (0), Feb. 22, 2015

FEWEST GOALS

FEWEST GOALS SCORED, ONE SEASON

- 150 - Wichita Thunder, 2015-16
- 156 - Phoenix RoadRunners, 2005-06
- 157 - Pensacola Ice Pilots, 2007-08
- 166 - Trenton Titans, 2005-06
- 168 - Rapid City Rush, 2018-19

TEAM POWER-PLAY GOALS

MOST POWER-PLAY GOALS, ONE SEASON

- 120 - Gwinnett Gladiators, 2006-07
- 115 - Nashville Knights, 1995-96
- 114 - Gwinnett Gladiators, 2005-06
- 110 - Birmingham Bulls, 1993-94
- 108 - Erie Panthers, 1992-93

MOST POWER-PLAY GOALS, ONE TEAM, ONE GAME

- 8 - Charlotte Checkers vs. Wheeling, Oct. 20, 2007
- 7 - Cincinnati Cyclones vs. Reading, Dec. 27, 2002
 - Hampton Roads Admirals vs. Richmond, Oct. 19, 1993
 - Toledo Storm vs. Nashville, Oct. 16, 1992
- 6 - 14 times, most recent; Idaho Steelheads vs. Phoenix, Apr. 1, 2009

FEWEST POWER-PLAY GOALS, ONE SEASON

- 26 - Jacksonville Icemen, 2017-18
- 28 - Indy Fuel, 2016-17
 - Wichita Thunder, 2015-16
 - Elmira Jackals, 2013-14
- 29 - Evansville IceMen, 2015-16

FEWEST POWER-PLAY GOALS ALLOWED, ONE SEASON

- 27 - South Carolina Stingrays, 2017-18
- 29 - Toledo Walleye, 2016-17
- 30 - Toledo Walleye, 2017-18
 - Toledo Walleye, 2014-15
- 32 - South Carolina Stingrays, 2014-15

TEAM SHORTHANDED GOALS

MOST SHORTHANDED GOALS, ONE SEASON

- 24 - Louisiana IceGators, 1998-99
- 22 - South Carolina Stingrays, 2006-07
 - Jacksonville Lizard Kings, 1995-96
 - Johnstown Chiefs, 1992-93
- 21 - Florida Everblades, 2006-07
 - Fresno Falcons, 2006-07
 - Richmond Renegades, 1998-99

FEWEST SHORTHANDED GOALS, ONE SEASON

- 1 - Arkansas RiverBlades, 1999-2000
- 2 - Worcester Railers, 2018-19
 - Greenville Swamp Rabbits, 2017-18
 - Evansville IceMen, 2015-16
 - Gwinnett Gladiators, 2014-15
 - Idaho Steelheads, 2010-11
- 3 - 11 times, most recent:
 - Reading Royals, 2018-19

MOST SHORTHANDED GOALS, ONE TEAM, ONE GAME

- 4 - Florida Everblades vs. Charlotte, Jan. 5, 2007
 - Augusta Lynx vs. Charlotte, Dec. 31, 2006
 - Johnstown Chiefs vs. Roanoke, Jan. 7, 2001
 - Richmond Renegades vs. Wheeling, Dec. 6, 1998
 - Richmond Renegades vs. South Carolina, Feb. 22, 1997
- 3 - 30 times, most recent:
 - Adirondack Thunder vs. Newfoundland, Feb. 7, 2020
 - Toledo Walleye at Wheeling, Jan. 5, 2020
 - Newfoundland Growlers vs. Worcester, Dec. 6, 2019
 - Orlando Solar Bears at Jacksonville, Nov. 16, 2019

FEWEST SHORTHANDED GOALS ALLOWED, ONE SEASON

- 0 - Idaho Steelheads, 2009-10
- 1 - Cincinnati Cyclones, 2019-20 * *season was not completed due to COVID-19 pandemic*
 - Toledo Walleye, 2014-15
- 2 - Alaska Aces, 2013-14
 - Alaska Aces, 2012-13
 - Las Vegas Wranglers, 2007-08
 - Dayton Bombers, 2000-01
 - Wheeling Nailers, 1996-97

TEAM GOALS-PER-GAME

HIGHEST GOALS-PER-GAME AVERAGE, ONE SEASON

- 5.95 - Erie Panthers, 1989-90 (357 goals in 60 games)
- 5.89 - Knoxville Cherokees, 1990-91 (377 goals in 64 games)
- 5.73 - Toledo Storm, 1991-92 (367 goals in 64 games)
- 5.45 - Erie Panthers, 1988-89 (327 goals in 60 games)
- 5.26 - Nashville Knights, 1995-96 (368 goals in 70 games)

LOWEST GOALS-PER-GAME AVERAGE, ONE SEASON

- 2.08 - Wichita Thunder, 2015-16 (150 goals in 72 games)
- 2.16 - Phoenix RoadRunners, 2005-06 (156 goals in 72 games)
- 2.18 - Pensacola Ice Pilots, 2007-08 (157 goals in 72 games)
- 2.31 - Trenton Titans, 2005-06 (163 goals in 70 games)
- 2.33 - Rapid City Rush, 2018-19 (168 goals in 72 games)

FASTEST GOALS

FASTEST FOUR GOALS, BOTH TEAMS

- 56 seconds - Andrei Bashkirov, Huntington (11:57), Kelly Harper, Huntington (12:03), Chad Dameworth, Wheeling (12:29) and Jason Clark, Wheeling (12:53 of 1st period), Huntington vs. Wheeling, Nov. 9, 1996

FASTEST THREE GOALS, BOTH TEAMS

- 16 seconds - Spencer Watson, Manchester (16:01), Cody Wydo, Wheeling (16:08) and Nick Sorkin, Wheeling (16:17 of first period), Wheeling vs. Manchester, Jan. 27, 2018

FASTEST THREE GOALS, ONE TEAM

- 21 seconds - Doug Stromback (12:19), Daryl Harpe (12:29) and Hank Banas (12:40 of 3rd period), Erie vs. Knoxville, Nov. 29, 1988

FASTEST TWO GOALS, BOTH TEAMS

- 3 seconds - Scott Burfoot, Roanoke Valley (10:35) and Kelly Sorensen, Hampton Roads (10:38 of 1st period), Roanoke Valley vs. Hampton Roads, Jan. 22, 1993
 - Joel Chouinard, Allen (19:43) and Mark Cooper, Kansas City (19:46 of 3rd period), Kansas City at Allen, Nov. 10, 2018

FASTEST TWO GOALS, ONE TEAM

- 3 seconds - Jeff Gabriel (6:33) and Justin McHugh (6:36 of 2nd period), Jacksonville vs. Nashville, Feb. 21, 1996
- Howie Rosenblatt (0:42) and Martin St. Amour (0:45 of 3rd period), Cincinnati vs. Raleigh, Feb. 11, 1992
- Kevin Bergin (19:56) and Paul Cabana (19:59 of 2nd period), Florida vs. Gwinnett, Dec. 2, 2005

FASTEST OVERTIME GOAL

- 4 seconds - Grant Besse, South Carolina vs. Norfolk, Jan. 30, 2019
- 5 seconds - Kent Davyduke, Mississippi vs. Louisiana, Dec. 8, 2002
- 6 second - Dylan Sadowy, Kalamazoo vs. Cincinnati, Oct. 19, 2019
- 7 seconds - Derek Whitmore, Reading vs. Adirondack, Oct. 21, 2017

50, 40, 30, 20-GOAL SCORERS

MOST 50-OR-MORE GOAL SCORERS, ONE SEASON

- 2 - South Carolina Stingrays, 1996-97. 70GP, Ed Courtenay, 56; Mike Ross, 50.
- Knoxville Cherokees, 1995-96. 70GP, Kim Maier, 52; Jim Brown, 50.
- Nashville Knights, 1995-96. 70GP, Hugo P. Belanger, 54; Colin Ward, 52.
- Winston-Salem Thunderbirds, 1989-90. 60GP, Trent Kaese, 56; Len Soccio, 51.

MOST 40-OR-MORE GOAL SCORERS, ONE SEASON

- 3 - Birmingham Bulls, 1997-98. 70GP, Dany Bousquet, 50; Jamey Hicks, 44; Mike Barrie, 41.
- South Carolina Stingrays, 1996-97. 70GP, Ed Courtenay, 56; Mike Ross, 50; Dave Seitz, 43.
- Knoxville Cherokees, 1995-96. 70GP, Kim Maier, 52; Jim Brown, 50; Frank LaScala, 45.
- Winston-Salem Thunderbirds, 1989-90. 60GP, Trent Kaese, 56; Len Soccio, 51; Joe Ferras, 45.

MOST 30-OR-MORE GOAL SCORERS, ONE SEASON

- 5 - Louisiana IceGators, 1998-99. 60GP, John Varga, 39; John Spoltore, 36; Don Parsons; 34; Mike Murray, 31; Louis Dumont, 30.
- Nashville Knights, 1995-96. 70GP, Hugo P. Belanger, 54; Colin Ward, 52; R.J. Enga, 36; Harry York, 32; Glen Metropolit, 30.
- Knoxville Cherokees, 1990-91. 64GP, Stan Drulia, 63; Dan Gauthier, 41; Brett Strot, 36; Troy Mick, 35; Mike Murray, 33.
- Johnstown Chiefs, 1988-89. 60GP, Rob Hrytsak, 40; Joe Gurney, 38; Tom Sasso, 36; Mike Marcinkiewicz, 32; Jeff Salzbrunn, 32.

MOST 20-OR-MORE GOAL SCORERS, ONE SEASON

- 9 - five times, most recent;
- Columbus Chill, 1996-97. 70GP, Dave Hymovitz, 39; Derek Gauthier, 33; Joe Coombs, 28; Derek Wood, 27; Keith Morris, 26; Derek Clancey, 26; Lorne Toews, 25; Matt Oates, 22; Mark Turner, 20.

100-POINT SCORERS

MOST 100-OR-MORE POINT SCORERS, ONE SEASON

- 3 - Greensboro Monarchs, 1993-94. 68GP, Phil Berger, 139 (56g-83a); Dan Gravelle, 105 (38g-67a); John Young, 104 (35g-69a).
- Winston-Salem Thunderbirds, 1989-90. 60GP, Len Soccio, 113 (51g-62a); Joe Ferras, 108 (45g-68a); Trent Kaese, 107 (56g-51a).
- 2 - Elmira Jackals, 2009-10. 72GP, Tyler Donati, 114 (38g-76a); Justin Donati, 104 (42g-62a).

SHOTS ON GOAL

MOST SHOTS ON GOAL, BOTH TEAMS, ONE GAME

- 114 - Richmond (69) vs. Erie (45), Dec. 23, 1990
- 111 - Gwinnett (70) vs. Trenton (41), Oct. 29, 2010
- Dayton (57) vs. Louisville (54), Dec. 19, 1992
- 105 - Mobile (64) vs. Jacksonville (41), Feb. 24, 1996

MOST SHOTS ON GOAL, ONE TEAM, ONE GAME

- 70 - Gwinnett Gladiators vs. Trenton, Oct. 29, 2010
- 69 - Tallahassee Tiger Sharks vs. Baton Rouge, Jan. 18, 1997
- Richmond Renegades vs. Erie, Dec. 23, 1990
- 68 - Carolina Thunderbirds vs. Knoxville, Dec. 18, 1988
- 67 - South Carolina Stingrays vs. Huntington, Jan. 19, 1994
- Gwinnett Gladiators vs. Augusta, Apr. 8, 2005

MOST SHOTS ON GOAL, ONE TEAM, ONE PERIOD

- 33 - Long Beach Ice Dogs vs. Utah, Nov. 17, 2006
- 32 - Roanoke Express vs. Columbus (Ohio), Mar. 11, 1997
- 31 - Tulsa Oilers vs. Brampton, Jan. 2, 2015
- South Carolina Stingrays vs. Raleigh, Dec. 7, 1996
- Birmingham Bulls vs. Nashville, Jan. 2, 1994

FEWEST SHOTS ON GOAL, ONE TEAM, ONE GAME

- 8 - Elmira Jackals at Adirondack, Oct. 29, 2016
- Trenton Devils at Elmira, Nov. 29, 2009
- 9 - San Francisco Bulls vs. Ontario, Nov. 10, 2012
- Bakersfield Condors vs. Trenton, Feb. 17, 2004
- Arkansas RiverBlades vs. Greenville, Mar. 7, 2000
- 10 - Jacksonville Icemen vs. South Carolina, Jan. 24, 2018
- Gwinnett Gladiators vs South Carolina, Apr. 3, 2010
- Idaho Steelheads vs. Alaska, Dec. 28, 2010
- Columbus Cottonmouths vs. Columbia, Jan. 7, 2003

FEWEST SHOTS ON GOAL, ONE TEAM, ONE PERIOD

- 0 - 22 times, most recent;
- Atlanta Gladiators vs. South Carolina, Nov. 23, 2018

TEAM GOALS AGAINST

FEWEST GOALS AGAINST, ONE SEASON

- 153 - South Carolina Stingrays, 2017-18
- 156 - Louisiana IceGators, 2001-02
- 159 - Atlantic City Boardwalk Bullies, 2003-04
- 161 - Reading Royals, 2004-05
- 162 - South Carolina Stingrays, 2015-16
- Missouri Mavericks, 2015-16

LOWEST GOALS-AGAINST AVERAGE, ONE SEASON

- 2.13 - South Carolina Stingrays, 2017-18 (153 goals in 72 games)
- 2.17 - Louisiana IceGators, 2001-02 (156 goals in 72 games)
- 2.21 - Atlantic City Boardwalk Bullies, 2003-04 (159 goals in 72 games)
- 2.24 - Reading Royals, 2004-05 (161 goals in 72 games)
- 2.25 - South Carolina Stingrays, 2014-15 (162 goals in 72 games)
- Missouri Mavericks, 2015-16 (162 goals in 72 games)

MOST GOALS AGAINST, ONE SEASON

- 413 - Huntington Blizzard, 1993-94
- 387 - Roanoke Valley Rampage, 1992-93
- 360 - Birmingham Bulls, 1995-96
- 356 - Erie Panthers, 1994-95
- Louisville IceHawks, 1993-94
- 355 - Knoxville Cherokees, 1991-92

HIGHEST GOALS-AGAINST AVERAGE, ONE SEASON

- 6.07 - Huntington Blizzard, 1993-94 (413 goals in 68 games)
- 6.05 - Roanoke Valley Rampage, 1992-93 (387 goals in 64 games)
- 5.55 - Knoxville Cherokees, 1991-92 (355 goals in 64 games)
- 5.48 - Carolina Thunderbirds, 1988-89 (329 goals in 60 games)
- 5.33 - Columbus Chill, 1991-92 (341 goals in 64 games)

MOST POWER-PLAY GOALS AGAINST, ONE SEASON

- 125 - Johnstown Chiefs, 1996-97
- 111 - Columbus Chill, 1991-92
- 107 - Knoxville Cherokees, 1995-96
- 106 - Pensacola Ice Pilots, 2006-07
- 105 - Johnstown Chiefs, 1995-96

MOST SHORTHANDED GOALS AGAINST, ONE SEASON

- 26 - Greensboro Generals, 1999-2000
- 25 - Huntington Blizzard, 1995-96
- 23 - Johnstown Chiefs, 1991-92
- 22 - four times, most recent: Pensacola Ice Pilots, 2006-07

SHUTOUTS

MOST SHUTOUTS, ONE SEASON

- 12 - South Carolina Stingrays, 2014-15
- 11 - Alaska Aces, 2013-14
- Wheeling Nailers, 2003-04
- 10 - South Carolina Stingrays, 2019-20 * *season was not completed due to COVID-19 pandemic*
- South Carolina Stingrays, 2012-13
- Alaska Aces, 2008-09
- Wheeling Nailers, 2004-05
- Atlantic City Boardwalk Bullies, 2003-04
- Louisiana IceGators, 2001-02
- 9 - five times, most recent: Allen Americans, 2016-17

MOST GAMES SHUTOUT, ONE SEASON

- 12 - Pensacola Ice Pilots, 2007-08
- 11 - Phoenix RoadRunners, 2005-06
- 10 - Dayton Bombers, 2004-05
 - Wheeling Nailers, 1998-99
- 9 - Utah Grizzlies, 2006-07
 - Victoria Salmon Kings, 2005-06
 - Toledo Storm, 2003-04
 - Baton Rouge Kingfish, 2002-03

MOST CONSECUTIVE SHUTOUTS

- 3 - Idaho Steelheads, Apr. 1-7, 2017
 - Norfolk Admirals, Jan. 7-14, 2017
 - Adirondack Thunder, Jan. 12-17, 2016
 - Alaska Aces, Nov. 2-6, 2013
 - South Carolina Stingrays, Feb. 17-23, 2013
 - South Carolina Stingrays, Feb. 19-21, 2010
 - Florida Everblades, Nov. 22-28, 2008
 - Hampton Roads Admirals, Mar. 25-29, 1997

MOST CONSECUTIVE SHUTOUTS, HOME

- 3 - South Carolina Stingrays, Feb. 19-21, 2010
 - Wheeling Nailers, Feb. 20-28, 2004
 - Chesapeake Icebreakers, Mar. 10-25, 1998

MOST CONSECUTIVE SHUTOUTS, ROAD

- 3 - Allen Americans, Nov. 29-Dec. 9, 2016
 - Florida Everblades, Nov. 22-28, 2008
 - Trenton Titans, Nov. 23-Dec. 2, 2000

LONGEST SHUTOUT SEQUENCE, HOME

- 262:33 - Wheeling Nailers, Jan. 31-Mar. 7, 2004
 - 50:40 vs. Dayton, Jan. 31
 - 60:00 vs. Cincinnati, Feb. 20
 - 60:00 vs. Cincinnati, Feb. 27
 - 60:00 vs. Cincinnati, Feb. 28
 - 31:53 vs. Johnstown, Mar. 7

LONGEST SHUTOUT SEQUENCE, ROAD

- 214:19 - Florida Everblades, Nov. 21-25, 2008
 - 31:58 at Augusta, Nov. 21, 2008
 - 60:00 at Augusta, Nov. 22, 2008
 - 60:00 at Gwinnett, Nov. 25, 2008
 - 60:00 at Reading, Nov. 28, 2008
 - 2:21 at Trenton, Nov. 29, 2008

LONGEST SHUTOUT SEQUENCE

- 269:36 - Norfolk Admirals, Jan. 6-16, 2017
 - 47:34 vs. Elmira, Jan. 6
 - 60:00 vs. Elmira, Jan. 7
 - 60:00 at Greenville, Jan. 13
 - 60:00 at Greenville, Jan. 14
 - 41:02 at Atlanta, Jan. 16

MOST CONSECUTIVE GAMES SHUTOUT

- 4 - Baton Rouge Kingfish, Mar. 9-22, 2003 (320:09)

LONGEST STREAK BEING SHUTOUT

- 320:09 - Baton Rouge Kingfish, Mar. 8 (16:17 of the second) - Mar. 25, 2003 (11:26 of the third)

TEAM PENALTY MINUTES

MOST PENALTY MINUTES, ONE SEASON

- 3,305 - Richmond Renegades, 1995-96
- 3,099 - Louisiana IceGators, 1996-97
- 2,930 - Louisiana IceGators, 1995-96
- 2,751 - Columbus Chill, 1991-92
- 2,732 - Hampton Roads Admirals, 1995-96

HIGHEST PENALTY MINUTES PER-GAME AVERAGE, ONE SEASON

- 47.2 - Richmond Renegades, 1995-96 (3,305 minutes in 70 games)
- 44.3 - Louisiana IceGators, 1996-97 (3,099 minutes in 70 games)
- 43.0 - Columbus Chill, 1991-92 (2,751 minutes in 64 games)
- 42.2 - Greensboro Monarchs, 1992-93 (2,704 minutes in 64 games)
- 41.9 - Louisiana IceGators, 1995-96 (2,930 minutes in 70 games)

MOST PENALTY MINUTES, BOTH TEAMS, ONE GAME

- 306 - Victoria Salmon Kings (171) vs. Fresno Falcons (135), Feb. 16, 2005
- 304 - Richmond Renegades (169) vs. Hampton Roads Admirals (135), Nov. 20, 1996
- 301 - Toledo Storm (158) vs. Columbus Chill (143), Nov. 15, 1992
- 294 - Hampton Roads Admirals (166) vs. Greensboro Monarchs (128), Jan. 7, 1994

MOST PENALTY MINUTES, ONE TEAM, ONE GAME

- 181 - Nashville Knights vs. Knoxville, Nov. 13, 1993
- 174 - Jackson Bandits vs. Mississippi, Nov. 26, 2002
- 171 - Victoria Salmon Kings vs. Fresno, Feb. 16, 2005
- Toledo Storm vs. Dayton, Feb. 19, 1994
- 170 - Greensboro Monarchs vs. Raleigh, Oct. 31, 1992

FEWEST PENALTY MINUTES, ONE SEASON

- 658 - Reading Royals, 2017-18
- 665 - Toledo Walleye, 2015-16
- 695 - Quad City Mallards, 2017-18
- 697 - Reading Royals, 2018-19
- 711 - Manchester Monarchs, 2018-19

LOWEST PENALTY MINUTES PER-GAME AVERAGE, ONE SEASON

- 8.6 - Wheeling Nailers, 2019-20 (502 minutes in 59 games) * *season was not completed due to COVID-19 pandemic*
- 9.1 - Reading Royals, 2017-18 (658 minutes in 72 games)
- 9.2 - Toledo Walleye, 2015-16 (665 minutes in 72 games)
- 9.4 - Newfoundland Growlers, 2019-20 (565 minutes in 60 games) * *season was not completed due to COVID-19 pandemic*
- 9.7 - Reading Royals, 2018-19 (697 minutes in 72 games)
- Quad City Mallards, 2017-18 (695 minutes in 72 games)
- 9.9 - Manchester Monarchs, 2018-19 (711 minutes in 72 games)

FEWEST PENALTY MINUTES, BOTH TEAMS, ONE GAME

- 0 - Manchester Monarchs at Adirondack Thunder, Dec. 15, 2018
- Reading Royals at Worcester Railers, Feb. 7, 2018
- Tulsa Oilers at Quad City Mallards, Feb. 6, 2018
- Elmira Jackals at Brampton Beast, Nov. 18, 2016
- Evansville IceMen at Cincinnati Cyclones, Feb. 13, 2016
- Orlando Solar Bears at Florida Everblades, Jan. 22, 2016
- Adirondack Thunder at Norfolk Admirals, Dec. 19, 2016
- Kalamazoo Wings at Toledo Walleye, March 21, 2015
- Pee Dee Pride at Augusta Lynx, March 30, 2003
- Florida Everblades vs. Tallahassee Tiger Sharks, Dec. 23, 1999
- Erie Panthers vs. Johnstown Chiefs, March 14, 1990

FEWEST PENALTY MINUTES, ONE TEAM, ONE GAME

- 0 - 75 times, most recent:
 - Florida Everblades at Greenville, Jan. 5, 2020
 - Idaho Steelheads at Norfolk, Dec. 18, 2019
 - Toledo Walleye at Wheeling, Dec. 1, 2019

SHOOTOUT

MOST SHOOTERS

- 42 - Evansville at Florida, Feb. 22, 2013
 - Evansville won 5-4 when its 21st shooter, Andre Bouvet-Morrisette, scored
 - Hampton Roads at Birmingham, Oct. 16, 1992
 - Birmingham won 7-6 when its 21st shooter, Brett Barnett, scored
- 40 - Fresno at Phoenix, Nov. 5, 2008
 - Fresno won 3-2 when its 20th shooter, Spencer Carbery, scored and Michael Ouzas stopped the 20th shooter for Phoenix

REGULAR SEASON - INDIVIDUAL RECORDS

GAMES

MOST GAMES PLAYED, CAREER

- 859 - Sam Ftorek (Augusta, Mobile, Greensboro, Gwinnett, Fresno, Cincinnati, Kalamazoo, Norfolk - 1998-2018)
- 789 - Cam Brown (Baton Rouge, Columbus, Erie, Gwinnett - 1991-2006)
- 771 - Louis Dumont (Tallahassee, Wheeling, Louisiana, Augusta, Pensacola, Mississippi, Utah - 1994-2006)
- 697 - Wes Goldie (Pee Dee, Victoria, Alaska - 1999-2012)
- 687 - Allan Siros (Baton Rouge, Jacksonville, Pee Dee, Greenville, Texas - 1996-2007)

GOALS

MOST GOALS, CAREER

- 370 - Wes Goldie (Pee Dee, Victoria, Alaska - 1999-2012)
- 368 - Rod Taylor (Hampton Roads, Richmond, Roanoke, South Carolina, Peoria, Toledo - 1991-2003)
- 325 - Louis Dumont (Tallahassee, Wheeling, Louisiana, Augusta, Pensacola, Mississippi, Utah - 1994-2006)
 - Trevor Jobe (Hampton Roads, Nashville, Richmond, Raleigh, Johnstown, Tallahassee, Baton Rouge - 1989-99)
- 323 - Darren Colbourne (Dayton, Richmond, Raleigh, Augusta - 1991-99)

MOST GOALS, SEASON

- 85 - Trevor Jobe (Nashville, 1992-93)
- 80 - Bill McDougall (Erie, 1989-90)
- 69 - Darren Colbourne (Richmond, 1993-94)
 - Darren Colbourne (Dayton, 1991-92)
- 68 - Mark Green (Johnstown, 1991-92)

MOST GOALS, GAME

- 6 - Brad McCaughey, Toledo, Nov. 6, 1991 vs. Columbus (Ohio)
- Tom Bissett, Hampton Roads, Nov. 22, 1989 vs. Greensboro
- 5 - 30 times, most recent; Dane Walters, Toledo, April 8, 2017 vs. Indy

MOST GOALS, PERIOD

- 5 - Chance Fitzpatrick, Dayton, Nov. 3, 2007 vs. Trenton (Third Period)
- Lars Pettersen, Augusta, Feb. 11, 1999 vs. Birmingham (Third Period)

ASSISTS

MOST ASSISTS, CAREER

- 566 - Louis Dumont (Tallahassee, Wheeling, Louisiana, Augusta, Pensacola, Mississippi, Utah - 1994-2006)
- 460 - Chris Valicevic (Greensboro, Louisiana - 1993-2002)
- 390 - Darryl Noren (Charlotte, Greensboro 1990-2000)
 - John Spoltore (Louisiana, 1995-2001)
- 384 - Luke Curtin (Baton Rouge, Atlantic City, Fresno - 1998-2008)

MOST ASSISTS, SEASON

- 93 - Dan Gauthier (Knoxville, 1990-91)
- 92 - John Spoltore (Louisiana, 1999-2000)
- 90 - Hugo P. Belanger (Nashville, 1995-96)
- 89 - Chad Costello (Allen, 2016-17)
- 85 - Brad Schell (Gwinnett, 2006-07)

MOST ASSISTS, GAME

- 7 - Derek Clancey, Columbus (Ohio), Jan. 13, 1996 vs. Johnstown
- Joe Ferras, Richmond, Dec. 23, 1990 vs. Erie
- 6 - 16 times, most recent; Tim McGauley, Utah, Dec. 17, 2019 at Wichita

POINTS

MOST POINTS, CAREER

- 891 - Louis Dumont (Tallahassee, Wheeling, Louisiana, Augusta, Pensacola, Mississippi, Utah - 1994-2006)
- 689 - Rod Taylor (Hampton Roads, Richmond, Roanoke, South Carolina, Peoria, Toledo - 1991-2003)
- 685 - Darryl Noren (Charlotte, Greensboro - 1990-2000)
- 635 - Trevor Jobe (Hampton Roads, Nashville, Richmond, Raleigh, Johnstown, Tallahassee, Baton Rouge - 1989-99)
- 611 - Chris Valicevic (Greensboro, Louisiana - 1993-2002)

MOST POINTS, SEASON

- 161 - Trevor Jobe (Nashville, 1992-93)
- 148 - Bill McDougall (Erie, 1989-90)
- 144 - Hugo P. Belanger (Nashville, 1995-96)
- 140 - Stan Drulia (Knoxville, 1990-91)
- 139 - Phil Berger (Greensboro, 1993-94)

MOST POINTS, GAME

- 10 - Trevor Jobe, Nashville, Feb. 6, 1993 at Roanoke Valley
- 9 - Gerry Daley, Nashville, Jan. 30, 1994 vs. Huntington
 - Tom Bissett, Hampton Roads, Nov. 22, 1989 vs. Greensboro
- 8 - nine times, most recent; Jim Brown, Knoxville, Mar. 2, 1996 vs. Birmingham

MOST PLAYERS WITH A POINT, GAME

- 15 - Missouri, Nov. 5, 2016 vs. Tulsa
 - South Carolina, Jan. 22, 2010 vs. Reading
 - Birmingham, Mar. 21, 1998 vs. Tallahassee
 - Knoxville, Jan. 26, 1996 vs. Nashville
 - Erie, Nov. 27, 1992 vs. Greensboro
 - *Every player registered at least one point except for the starting goaltender
 - Erie, Nov. 15, 1991 vs. Nashville
 - Johnstown, Dec. 2, 1989 vs. Hampton Roads
 - *Every player, including the starting goaltender, registered at least one point.

POWER-PLAY AND SHORTHANDED GOALS

MOST POWER-PLAY GOALS, SEASON

- 27 - Kevin Baker (Florida, 2008-09)
 - Colin Ward (Nashville, 1995-96)
- 26 - Andrew Williamson (Toledo, 1999-2000)
 - Darren Colbourne (Dayton, 1991-92)
- 25 - Darren Colbourne (Richmond, 1993-94)
- 24 - five times, most recent; Don Parsons (Louisiana, 1997-98)

MOST POWER-PLAY GOALS, GAME

- 4 - Stephen Schultz, Trenton, Feb. 23, 2013 vs. Reading
 - Michael Dubuc, South Carolina, Feb. 7, 2009 vs. Florida
 - Barret Ehgoetz, Cincinnati, Jan. 14, 2009 vs. Wheeling
 - Chane Fitzpatrick, Dayton, Nov. 3, 2007 vs. Trenton
 - Matt Oates, Columbus (Ohio), Mar. 8, 1996 at Erie

MOST POWER-PLAY GOALS, PERIOD

- 4 - Chane Fitzpatrick, Dayton, Nov. 3, 2007 vs. Trenton (Third Period)

MOST SHORTHANDED GOALS, SEASON

- 11 - Jay Murphy (Louisiana, 1998-99)
 - Jamey Hicks (Birmingham, 1997-98)
- 10 - Joe Bianchi (Richmond, 1999-2000)
- 8 - six times most recent;
 - Rob Concannon, South Carolina and Andrew Williamson, Toledo - 1999-2000

MOST SHORTHANDED GOALS, GAME

- 3 - Tommy Oleczyk, Indy, Dec. 23, 2017 vs. Cincinnati
 - Shawn Szydlowski, Fort Wayne, March 21, 2015 vs. Missouri
 - Chad Costello, Colorado, Dec. 12, 2012 vs. Las Vegas
 - Jamey Hicks, Birmingham, Jan. 27, 1998 at Pensacola

GAME-WINNING GOALS

MOST GAME-WINNING GOALS, SEASON

- 15 - Brad McCaughey (Toledo, 1991-92)
- 14 - Joe Bianchi (Richmond, 1999-2000)
 - Bob Berg (Louisiana, 1995-96)
- 12 - Jay Murphy (Louisiana, 2001-02)

THREE-OR-MORE GOAL GAMES

MOST THREE-OR-MORE GOAL GAMES, SEASON

- 12 - Trevor Jobe (Nashville, 1992-93)
- 7 - Darryl Noren (Charlotte, 1994-95)
 - Mark Green (Johnstown, 1991-92)
 - Bill McDougall (Erie, 1989-90)
- 6 - Sean Rowe (Louisiana, 1995-96)
 - Darren Colbourne (Dayton, 1991-92)

MOST CONSECUTIVE THREE-OR-MORE GOAL GAMES

- 3 - Steve Gibson, Wheeling, Mar. 16, 18 & 21, 1997
 - (versus Johnstown, Peoria and Columbus (Ohio))
 - Darryl Noren, Charlotte, Dec. 9, 10 & 16, 1994
 - (versus Roanoke, South Carolina and Greensboro)
 - Trent Kaese, Columbus, Jan. 15, 17 & 24, 1992
 - (versus Toledo, Dayton and Knoxville)
 - Brian Martin, Hampton Roads, Dec. 9, 10 & 12, 1989
 - (versus Nashville, Virginia and Knoxville)

SCORING BY A DEFENSEMAN

MOST GOALS, DEFENSEMAN, SEASON

- 28 - Jay Neal (Toledo, 1994-95)
- 27 - Chris Valicevic (Louisiana, 1999-2000)
- 26 - Rick Corriveau (Toledo, 1994-95)
 - Joe Cook (Columbus, 1993-94)

MOST ASSISTS, DEFENSEMAN, SEASON

- 82 - Tom Nemeth (Dayton, 1993-94)
- 73 - Chris Valicevic (Louisiana, 1997-98)
- 72 - Chris Valicevic (Louisiana, 1998-99)
- 70 - Chris Valicevic (Louisiana, 1995-96)
- 67 - Paul Marshall (Birmingham, 1993-94)

MOST POINTS, DEFENSEMAN, SEASON

- 98 - Tom Nemeth (Dayton, 1993-94)
- 94 - Chris Valicevic (Louisiana, 1995-96)
- 92 - Chris Valicevic (Louisiana, 1998-99)
 - Chris Valicevic (Louisiana, 1997-98)
- 91 - Joe Cook (Columbus, 1993-94)

MOST POWER-PLAY GOALS, DEFENSEMAN, SEASON

- 18 - Jon Awe (Gwinnett, 2006-07)
- 16 - Chris Valicevic (Louisiana, 1995-96)
 - Joe Cook (Columbus, 1993-94)
- 15 - Ben Storey (Louisiana, 2003-04)
 - Steve Lingren (Victoria, 2005-06)

PER-GAME SCORING AVERAGES

HIGHEST GOALS-PER-GAME AVERAGE, CAREER (AMONG PLAYERS WITH 150-OR-MORE GOALS)

- 0.92 - Trevor Jobe (Hampton Roads, Nashville, Richmond, Raleigh, Johnstown, Tallahassee, Baton Rouge - 1989-99)
- 0.91 - Brian Martin (Greensboro, Hampton Roads - 1989-94)
- 0.77 - Darren Colbourne (Dayton, Richmond, Raleigh, Augusta - 1991-99)
- 0.69 - Phil Berger (Greensboro, Charlotte, Raleigh, Hampton Roads, 1989-2000)
- 0.67 - Sheldon Gorski (Louisville, Miami, Pensacola - 1990-99)
 - Andrew Williamson (Columbus, Dayton, Toledo, Augusta - 1997-03)

HIGHEST GOALS-PER-GAME AVERAGE, SEASON (AMONG PLAYERS WITH 50-OR-MORE GOALS)

- 1.40 - Bill McDougall (Erie, 1989-90)
- 1.39 - Trevor Jobe (Nashville, 1992-93)
- 1.07 - Darren Colbourne (Dayton, 1991-92)
 - Brian Martin (Hampton Roads, 1991-92)
- 1.06 - Mark Green (Johnstown, 1991-92)

HIGHEST ASSISTS-PER-GAME AVERAGE, CAREER (AMONG PLAYERS WITH 200-OR-MORE ASSISTS)

- 1.15 - John Spoltore (Louisiana, 1995-01)
 - Victor Gervais (Hampton Roads, Pee Dee - 1990-2004)
- 1.11 - Chad Costello (Texas, Colorado, Ontario, Allen - 2007-17)
- 1.02 - Doug Lawrence (Erie, Greensboro, Nashville, 1989-95)
- 0.95 - Phil Berger (Greensboro, Charlotte, Raleigh, Hampton Roads - 1989-2000)

HIGHEST ASSISTS-PER-GAME AVERAGE, SEASON (AMONG PLAYERS WITH 35-OR-MORE ASSISTS)

- 1.70 - Victor Gervais (Hampton Roads, 1993-94)
- 1.53 - Matt Glennon (Johnstown, 1991-92)
- 1.52 - Dan Gauthier (Knoxville, 1990-91)
- 1.40 - Darryl Noren (Greensboro, 1991-92)
 - Daryl Harpe (Erie, 1988-89)

HIGHEST POINTS-PER-GAME AVERAGE, CAREER (AMONG PLAYERS WITH 350-OR-MORE POINTS)

- 1.85 - Brian Martin (Greensboro, Hampton Roads - 1989-94)
- 1.80 - Trevor Jobe (Hampton Roads, Nashville, Richmond, Raleigh, Johnstown, Tallahassee, Baton Rouge - 1989-99)
- 1.74 - Victor Gervais (Hampton Roads - 1990-98)
- 1.64 - Phil Berger (Greensboro, Charlotte, Raleigh, Hampton Roads - 1989-2000)
- 1.58 - Chad Costello (Texas, Colorado, Ontario, Allen - 2007-17)

**HIGHEST POINTS-PER-GAME AVERAGE, SEASON
(AMONG PLAYERS WITH 50-OR-MORE POINTS)**

- 2.63 - Trevor Jobe (Nashville, 1992-93)
- 2.59 - Bill McDougall (Erie, 1989-90)
- 2.41 - Victor Gervais (Hampton Roads, 1993-94)
- 2.37 - Darryl Noren (Greensboro, 1991-92)
- 2.23 - Barry Chyzowski (Erie, 1990-91)

SCORING PLATEAUS

MOST 30-OR-MORE GOAL SEASONS

- 8 - Wes Goldie (Pee Dee, Victoria, Alaska - 2000--12)
- Rod Taylor (Hampton Roads, Richmond - 1992-2001)
- 6 - four times, most recent: Dany Bousquet (Birmingham, Pee Dee - 1996-2002)
- 5 - six times, most recent: Louis Dumont, 1996-04

MOST CONSECUTIVE 30-OR-MORE GOAL SEASONS

- 6 - Wes Goldie (Victoria, Alaska - 2006-12)
- Dany Bousquet (Birmingham, Pee Dee - 1996-2002)
- Rod Taylor (Hampton Roads - 1992-98)
- 5 - Don Parsons (Nashville, Tallahassee, Johnstown, Baton Rouge, Louisiana - 1994-99)
- 4 - Brian Martin (Greensboro, Hampton Roads - 1989-93)
- Darren Schwartz (Tallahassee, Wheeling - 1992-96)
- Trevor Jobe (Hampton Roads, Nashville, Richmond - 1989-93)
- Andrew Williamson (Columbus, Toledo - 1997-2001)

MOST 40-OR-MORE GOAL SEASONS

- 5 - Wes Goldie (Victoria, Alaska - 2006-11)
- Trevor Jobe (Hampton Roads, Nashville, Richmond, Johnstown, Tallahassee - 1989-96)
- 4 - Darren Colbourne (Dayton, Richmond, Raleigh - 1991-97)
- Sheldon Gorski (Louisville - 1990-98)
- Don Parsons (Tallahassee, Johnstown, Baton Rouge, Louisiana - 1994-99)
- 3 - Brian Martin (Greensboro, Hampton Roads - 1989-94)
- Darren Schwartz (Wheeling, Tallahassee - 1992-95)

MOST CONSECUTIVE 40-OR-MORE GOAL SEASONS

- 5 - Wes Goldie (Victoria, Alaska - 2006-11)
- 4 - Trevor Jobe (Hampton Roads, Nashville, Richmond - 1989-93)
- Don Parsons (Tallahassee, Johnstown, Baton Rouge, Louisiana - 1994-98)
- 3 - Darren Colbourne (Dayton, Richmond - 1991-94)
- Darren Schwartz (Tallahassee, Wheeling - 1992-95)

MOST 50-OR-MORE GOAL SEASONS

- 3 - Darren Colbourne (Dayton, Richmond, Raleigh - 1991-92, 1993-94, 1996-97)
- Sheldon Gorski (Louisville, 1990-93)
- 2 - Phil Berger (Greensboro - 1991-92, 1993-94)
- Dany Bousquet (Birmingham, 1996-98)
- Trevor Jobe (Nashville, Richmond - 1991-93)
- Brian Martin (Hampton Roads, 1990-91, 1992-93)
- Don Parsons (Johnstown, Louisiana, 1995-96, 1997-98)
- Darren Schwartz (Wheeling, 1992-94)
- Andrew Williamson (Toledo, 1999-01)

MOST CONSECUTIVE 50-OR-MORE GOAL SEASONS

- 3 - Sheldon Gorski, (Louisville, 1990-93)
- 2 - Dany Bousquet Birmingham, 1996-98)
- Trevor Jobe (Nashville, Richmond, 1991-93)
- Darren Schwartz (Wheeling, 1992-94)
- Andrew Williamson (Toledo, 1999-01)

FEWEST GAMES TO REACH 50 GOALS, SEASON

- 37 - Trevor Jobe (Nashville, 1992-93)
- 40 - Bill McDougall (Erie, 1989-90)

MOST 100-OR-MORE POINT SEASONS

- 4 - John Spoltore (Louisiana - 1995-96, 1997-2000)
- 3 - Chad Costello (Allen 2014-17)
- Darren Colbourne (Dayton, Richmond, Raleigh - 1991-92, 1993-94, 1996-97)
- Trevor Jobe (Nashville, Richmond - 1990-93)
- 2 - Derek Clancey (Columbus, Chesapeake - 1995-96, 1997-98)
- Phil Berger (Greensboro, 1991-92, 1993-94)
- Sheldon Gorski (Louisville, 1990-91, 1992-93)
- Brian Martin (Hampton Roads, 1990-91, 1992-93)

MOST CONSECUTIVE 100-OR-MORE POINT SEASONS

- 3 - Chad Costello (Allen, 2014-17)
 - John Spoltor (Louisiana, 1997-2000)
 - Trevor Jobe (Nashville, Richmond - 1990-93)
- 2 - Sheldon Gorski (Louisville, 1990-92)

SCORING STREAKS

LONGEST CONSECUTIVE GOAL-SCORING STREAK

- 16 - Darren Schwartz, Wheeling, Jan. 14-Feb. 21, 1993 (25 goals)
- 13 - Kirby Lindal, Raleigh, Dec. 12, 1992-Jan. 24, 1993 (goals not available)
- 12 - Joe Gurney, Johnstown, Nov. 6, 1988-Nov. 26, 1988 (goals not available)
- 11 - Rick Judson, Toledo, Dec. 9, 1995-Jan. 5, 1996 (13 goals)
- 10 - Tom May, Utah, Jan. 16-Feb. 16, 2009 (10 goals)

LONGEST CONSECUTIVE ASSIST-SCORING STREAK

- 20 - David Desharnais, Cincinnati, Jan. 5-Feb. 29, 2008, (30 assists)
- 19 - Chad Costello, Allen, Feb. 26-Apr. 9, 2016 (29 assists)
- 17 - Peter Kasowski, Roanoke Valley, Oct. 26-Dec. 7, 1991, (28 assists)
- 15 - Scott Bertoli, Trenton, Feb. 16-Apr. 4, 2000, (21 assists)
 - Mike Reier, Dayton, Oct. 23-Nov. 28, 1992, (24 assists)
- 14 - John Spoltore, Louisiana, Dec. 20, 1997-Jan. 16, 1998, (23 assists)
 - John Spoltore, Louisiana, Oct. 17-Nov. 24, 1998, (22 assists)
 - Matt Robbins, Charlotte, Jan. 12-Mar. 11, 1994, (18 assists)

LONGEST CONSECUTIVE POINT-SCORING STREAK

- 38 - Trevor Jobe, Nashville, Dec. 19, 1992-Mar. 14, 1993 (112 points)
- 35 - Brian Martin, Hampton Roads, Oct. 30, 1990-Jan. 18, 1991 (points not available)
- 32 - Jamey Hicks, Birmingham, Dec. 30, 1997-Mar. 6, 1998 (65 points)
- 27 - David Desharnais, Cincinnati, Dec. 31, 2007-Mar. 12, 2008 (49 points)
- 25 - Mike Kompon, Reading, Nov. 26, 2005-Mar. 8, 2006 (40 points)
 - Sheldon Gorski, Louisville, Dec. 31, 1991-Feb. 4, 1992 (52 points)

FASTEST GOALS

FASTEST GOAL FROM START OF A GAME

- 6 seconds - Glenn Clark, Louisville, Mar. 11, 1994 vs. Johnstown

FASTEST GOAL FROM START OF A PERIOD

- 4 seconds - Maxime Gratchev, Elmira, Nov. 15, 2011 at Wheeling

FASTEST TWO GOALS

- 4 seconds - Garrett Meurs, Fort Wayne vs. Colorado, Feb. 21, 2016 (6:05, 6:09 of first period)

FASTEST TWO GOALS, DEFENSEMAN

- 7 seconds - Ray DiLauro, Reading vs. Trenton, Mar. 5, 2003 (10:27, 10:34 of third period)

FASTEST THREE GOALS

- 30 seconds - Darren Schwartz, Wheeling vs. Roanoke Valley, Dec. 20, 1992 (17:51, 18:03, 18:21 of third period)

FASTEST THREE GOALS, DEFENSEMAN

- 40 seconds - Ray DiLauro, Reading vs. Trenton, Mar. 5, 2003 (10:27, 10:34, 11:07 of third period)

SHOTS ON GOAL

MOST SHOTS ON GOAL, SEASON

- 443 - Darren Colbourne (Dayton, 1991-92)
- 402 - Ryan Ginand (Trenton, 2010-11)
- 397 - Darren Colbourne (Richmond, 1993-94)
- 368 - Dane Fox (Missouri, 2016-17)
- 360 - Bobby Russell (Jackson, 2000-01)

MOST SHOTS ON GOAL, GAME (SINCE 1995-96 SEASON)

- 17 - Bob Woods, Tallahassee vs. Louisiana, Mar. 14, 1998
- 15 - Troy Milam, Gwinnett vs. Pensacola, Jan. 6, 2006
 - George Zajankala, Dayton vs. Erie, Feb. 3, 1996
 - Trevor Jobe, Johnstown vs. Columbus (Ohio), Nov. 25, 1995
- 14 - five times, most recent;
 - Scott Howes, Alaska vs. Idaho, Nov. 18, 2011

PLUS-MINUS RATING

HIGHEST PLUS-MINUS RATING, SEASON

- +59 - Victor Gervais (Hampton Roads, 1992-93)
- +51 - Brad McCaughey (Toledo, 1991-92)
- +49 - Peter Sivak (Alaska, 2013-14)
 - Kim Maier (Knoxville, 1995-96)
 - Steve Poapst (Hampton Roads, 1992-93)
- +48 - Chad Starling (Cincinnati, 2007-08)
 - Brian Martin (Hampton Roads, 1992-93)

HIGHEST PLUS-MINUS RATING, GAME

- +8 - Aaron Slattengren, Augusta vs. Pensacola, Nov. 27, 2007
- Martin LePage, Wheeling vs. Huntington, Mar. 14, 1997

PENALTIES

MOST PENALTY MINUTES, CAREER

- 2,666 - Garet Hunt (Stockton, Alaska, Jacksonville - 2008-19)
- 2,425 - Cam Brown (Baton Rouge, Columbus, Erie, Gwinnett - 1991-2006)
- 2,253 - Brian Goudie (Hampton Roads, Pee Dee, Richmond, Florida - 1992-2003)
- 2,246 - Jason Clarke (Charlotte, Erie, Roanoke, Tallahassee, Pensacola, Mobile - 1993-2001)
- 2,183 - Trevor Senn (Winston-Salem, Wheeling, Greensboro, Richmond, South Carolina - 1991-2000)

MOST PENALTY MINUTES, SEASON

- 512 - Rob McCaig (Louisiana, 1995-96)
- 507 - Trevor Senn (Richmond, 1995-96)
- 505 - Kevin Evans (Mississippi, 1996-97)
- 491 - Jason Clarke (Roanoke, 1995-96)
- 467 - Jason Clarke (Roanoke, 1994-95)

HIGHEST PENALTY MINUTES-PER-GAME AVERAGE, SEASON

- 10.9 - Link Gaetz (Nashville, 1993-94)
- 10.4 - Ken Tasker (Toledo, 1999-2000)
- 9.8 - Andy Bezeau (South Carolina, 1993-94)
- 9.7 - Garrett Burnett (Johnstown, 1997-98)
 - Trevor Senn (Greensboro, Richmond, South Carolina - 1994-95)

MOST PENALTY MINUTES, GAME

- 62 - Ron Majic, Hampton Roads vs. Wheeling, Feb. 24, 1995
 - Greg Capson, Greensboro vs. Raleigh, Feb. 23, 1993
- 57 - Brett Angel, Phoenix at Idaho, Feb. 16, 2008
 - Jason Hamilton, Greenville vs. Augusta, Nov. 27, 1998
- 54 - Travis Tucker, Louisville vs. Columbus (Ohio), Jan. 5, 1996

MOST MINOR PENALTIES, GAME

- 8 - four times, most recent; Chris Wheaton, Las Vegas vs. Long Beach, Feb. 15, 2004

MOST MAJOR PENALTIES, GAME

- 4 - Trevor Senn, Richmond vs. Peoria, Mar. 3, 2000
 - Trevor Senn, Richmond vs. Hampton Roads, Dec. 26, 1998
 - Eric Boulton, Charlotte vs. Knoxville, Oct. 30, 1996

GOALTENDING

MOST GAMES APPEARED IN BY A GOALTENDER, CAREER

- 479 - Nick Vitucci (Carolina, Winston-Salem, Greensboro, Hampton Roads, Toledo, Charlotte, Greenville - 1988-2001)
- 455 - Jason Saal (South Carolina, Hampton Roads, Peoria, Louisiana, Dayton, Arkansas, Augusta - 1995-2005)
- 394 - Joel Martin (Columbus, Trenton, Elmira, Augusta, Kalamazoo - 2003-18)
- 366 - Marc Magliarditi (Columbus., Florida, Louisiana, Richmond, Las Vegas - 1997-2007)
- 364 - Daniel Berthiaume (Roanoke, Wheeling, Greensboro - 1994-2004)

MOST GAMES APPEARED IN BY A GOALTENDER, SEASON

- 65 - Mark Michaud (Hampton Roads, 1993-94)
- 64 - Joel Martin (Kalamazoo, 2015-16)
- 63 - Joel Martin (Kalamazoo, 2012-13)
- 62 - Brian Eklund (Pensacola, 2003-04)
- 61 - Olie Sundstrom (Wheeling/Johnstown, 1996-97)
- 60 - Jerry Kuhn (Greenville/Idaho, 2011-12)
 - Matthew Yeats (Texas, 2006-07)
 - Davis Parley (South Carolina, 2006-07)
 - Darryl Paquette (Hampton Roads, 1996-97)
 - Dave Gagnon (Roanoke, 1996-97)

MOST MINUTES PLAYED BY A GOALTENDER, CAREER

27,291 - Nick Vitucci (Carolina, Winston-Salem, Greensboro, Hampton Roads, Toledo, Charlotte, Greenville - 1988-2001)
22,962 - Joel Martin (Columbus, Trenton, Elmira, Augusta, Kalamazoo - 2003-18)
21,154 - Marc Magliarditi (Columbus, Florida, Louisiana, Richmond, Las Vegas - 1997-2007)
20,792 - Daniel Berthiaume (Roanoke, Wheeling, Greensboro - 1994-2004)
19,858 - Jason Saal (South Carolina, Hampton Roads, Peoria, Louisiana, Dayton, Arkansas, Augusta - 1995-2004)

MOST MINUTES PLAYED BY A GOALTENDER, SEASON

3,777 - Joel Martin (Kalamazoo, 2015-16)
3,739 - Joel Martin (Kalamazoo, 2012-13)
3,724 - Brian Eklund (Pensacola, 2003-04)
3,723 - Mark Michaud (Hampton Roads, 1993-94)
3,522 - Davis Parley (South Carolina, 2006-07)

MOST SHUTOUTS BY A GOALTENDER, CAREER

25 - Jeff Jakaitis (Columbia, Charlotte, Gwinnett, South Carolina - 2007-15)
- Marc Magliarditi (Columbus, Florida, Louisiana, Richmond, Las Vegas - 1997-2006)
21 - Riley Gill (Kalamazoo, Victoria, Reading, Allen - 2010-17)
20 - Jason Saal (South Carolina, Peoria, Hampton Roads, Dayton, Louisiana, Arkansas, Augusta - 1996-2005)
18 - Daniel Berthiaume (Roanoke, Greensboro - 1994-2004)
19 - Parker Milner (Stockton, Quad City, Missouri, South Carolina - 2013-20)

MOST SHUTOUTS BY A GOALTENDER, SEASON

8 - Laurent Brossoit (Alaska/Bakersfield, 2013-14)
- Ryan Zapolski (South Carolina, 2012-13)
- Jean-Philippe Lamoureux (Alaska, 2008-09)
7 - Parker Milner (South Carolina, 2019-20)
- Jake Paterson (Toledo, 2016-17)
- Riley Gill (Allen, 2016-17)
- Jeff Jakaitis (South Carolina, 2014-15)
- Frederic Cloutier (Louisiana, 2001-02)
- David Brumby (Jackson, 1999-2000)
- Maxime Gingras (Richmond, 1998-99)
6 - Mike Condon (Wheeling, 2013-14)
- Matthew Yeats (Texas, 2006-07)
- Alfie Michaud (Peoria, 2004-05)

LONGEST SHUTOUT SEQUENCE BY A GOALTENDER, SEASON

321:46 - Jeff Jakaitis, South Carolina (March 6-21, 2015)
236:03 - Darryl Paquette, Hampton Roads (March 23-April 2, 1997)
220:55 - Sebastien Laplante, Pee Dee (Nov. 13, 2004-Jan. 7, 2005)
215:31 - Jeff Jakaitis, Gwinnett (Dec. 16-30, 2011)
212:32 - Ryan Zapolski, South Carolina (Feb. 16-26, 2013)

MOST CONSECUTIVE SHUTOUTS BY A GOALTENDER, SEASON

4 - Jeff Jakaitis, South Carolina - 2014-15
(March 7 at Gwinnett, March 13 at Gwinnett, March 14 vs. Gwinnett, March 20 vs. Indy)

MOST WINS BY A GOALTENDER, CAREER

265 - Nick Vitucci (Carolina, Winston-Salem, Greensboro, Hampton Roads, Toledo, Charlotte, Greenville - 1988-2001)
217 - Marc Magliarditi (Columbus, Florida, Louisiana, Richmond, Las Vegas - 1997-2007)
201 - Daniel Berthiaume (Roanoke, Wheeling, Greensboro - 1994-2004)
199 - Joel Martin (Columbus, Trenton, Elmira, Augusta, Kalamazoo - 2003-17)
182 - Pat Nagle (Florida, Idaho, Fort Wayne, Toledo - 2011-19)

MOST WINS BY A GOALTENDER, SEASON

38 - Brian Eklund (Pensacola, 2003-04)
- Mark Michaud (Hampton Roads, 1993-94)
37 - Pat Nagle (Toledo, 2017-18)
- Trevor Koenig (San Diego, 2017-18)
36 - seven times, most recent: Joel Martin (Kalamazoo, 2015-16)

LONGEST WINNING STREAK BY A GOALTENDER, SEASON

21 - Josh Robinson, Missouri (Nov. 4, 2015-Feb. 14, 2016)
16 - Jeff Jakaitis, South Carolina (Feb. 15-April 2, 2015)
13 - Angus Redmond, Newfoundland (Nov. 9, 2019-Feb. 23, 2020)
- Daniel Berthiaume, Roanoke (1994-95)
12 - Cory Cadden, Knoxville (1993-94)
11 - eight times, most recent; Jeremy Helvig, Florida (Dec. 15, 2018-Jan. 25, 2019)

MOST 20-OR-MORE WIN SEASONS BY A GOALTENDER, CAREER

- 7 - Daniel Berthiaume (Roanoke, Wheeling, Greensboro - 1994-2004)
- Nick Vitucci (Greensboro, Toledo, Charlotte, Greenville - 1990-2000)
- 6 - Pat Nagle (Florida, Idaho, Fort Wayne, Toledo - 2011-20)
- Marc Magliarditi (Florida, Louisiana, Richmond, Las Vegas - 1998-2006)
- 5 - Jason Saal (Hampton Roads, Louisiana, Arkansas, Augusta - 1998-2004)
- Joel Martin (Elmira, Kalamazoo - 2007-16)
- 4 - Ryan Nie (Johnstown, Bakersfield, Elmira, Cincinnati - 2007-11)
- Frederic Deschenes (Birmingham, Johnstown - 1998-2002)
- Dave Gagnon (Roanoke, 1996-2000)
- Mark Richards (Tallahassee, Pee Dee - 1994-99)

MOST CONSECUTIVE 20-OR-MORE WIN SEASONS BY A GOALTENDER

- 5 - Daniel Berthiaume (Roanoke, Greensboro - 1999-2004)
- 4 - Ryan Nie (Johnstown, Bakersfield, Elmira, Cincinnati, Kalamazoo - 2007-11)
- Jason Saal (Louisiana, Arkansas, Augusta - 2000-04)
- Frederic Deschenes (Birmingham, Johnstown - 1998-2002)
- Dave Gagnon (Roanoke, 1996-2000)
- Nick Vitucci (Charlotte, Toledo, 1994-98)

MOST 30-OR-MORE WIN SEASONS BY A GOALTENDER

- 3 - Joel Martin (Kalamazoo - 2012-13, 2014-16)
- 2 - Riley Gill (Allen - 2014-15, 2016-17)
- Marc Magliarditi (Florida, Las Vegas - 1998-99, 2005-06)
- Scott Stirling (Trenton, Atlantic City - 2000-01, 2003-04)
- Greg Gardner (Mississippi, 2002-04)
- Jeff Salajko (Columbus - 1996-97, 1998-99)
- Nick Vitucci (Toledo, Charlotte, 1994-96)

MOST CONSECUTIVE 30-OR-MORE WIN SEASONS BY A GOALTENDER

- 2 - Joel Martin (Kalamazoo, 2014-16)
- Greg Gardner (Mississippi, 2002-04)
- Nick Vitucci (Toledo, Charlotte, 1994-96)

MOST LOSSES BY A GOALTENDER, CAREER

- 150 - Nick Vitucci (Carolina, Winston-Salem, Greensboro, Hampton Roads, Toledo, Charlotte, Greenville - 1988-2001)
- 147 - Joel Martin (Columbus, Trenton, Elmira, Augusta, Kalamazoo - 2003-17)
- 120 - Jason Saal (South Carolina, Peoria, Hampton Roads, Dayton, Louisiana, Arkansas, Augusta - 1995-2005)
- 116 - Daniel Berthiaume (Roanoke, Wheeling, Greensboro - 1994-2004)
- David Brumby (Columbus Chill, Wheeling, Charlotte, Jackson, Columbus Cottonmouths, Pee Dee, Augusta, South Carolina, Victoria - 1996-2005)

MOST LOSSES BY A GOALTENDER, SEASON

- 31 - Cam Ellsworth (Pensacola, Stockton - 2007-08)
- 30 - Michael Mole (Phoenix, San Diego - 2005-06)
- Nathan Marsters (Louisiana, 2004-05)
- Jeff Salajko (Arkansas, 1999-2000)
- 29 - Michel Robinson (Greenville, 2003-04)
- Davis Parley (Texas, 2003-04)

LONGEST WINLESS STREAK BY A GOALTENDER, SEASON

- 22 - Jeff Weber (Stockton, 2005-06)
- 18 - Jeff Blair (Baton Rouge, 2002-03)
- 16 - Jason Stone (Victoria, 2004-05)
- 14 - Curtis Darling (Charlotte, Wheeling, 2007-08)
- 11 - Chris Driedger (Evansville, 2014-15)
- Trevor Koenig (Toledo, 1999-2000)
- Steve Plouffe (Johnstown, 1997-98)

MOST TIES BY A GOALTENDER, SEASON

- 15 - Greg Hewitt (Mobile, 2001-02)
- 12 - Michael Mole (Utah, 2008-09)
- 10 - Jason Saal (Arkansas, 2001-02)
- Aaron Israel (Jacksonville, Richmond, Johnstown - 1995-96)
- 9 - Maxime Daigneault (South Carolina, 2005-06)
- Maxime Gingras (Pensacola, 2002-03)
- Paxton Schafer (Baton Rouge, 2000-01)

LOWEST GOALS-AGAINST AVERAGE BY A GOALTENDER, SEASON

- 1.64 - Ryan Zapolski (South Carolina, 2012-13)
- 1.67 - Dany Sabourin (Wheeling, 2004-05)
- 1.84 - Frederic Cloutier (Louisiana, 2001-02)
- 1.86 - Parker Milner (South Carolina, 2017-18)
- 1.88 - Josh Robinson (Missouri, 2015-16)
- 1.91 - Scott Stirling (Atlantic City, 2003-04)
- Curtis Sanford (Peoria, 2000-01)

HIGHEST SAVE PERCENTAGE BY A GOALTENDER, SEASON

- .945 - Frederic Cloutier (Louisiana, 2001-02)
- .942 - Ryan Zapolski (South Carolina, 2012-13)
 - Dany Sabourin (Wheeling, 2004-05)
- .941 - Chris Madden (Long Beach, 2004-05)
- .940 - Jeff Deslauriers (Greenville, 2004-05)

MOST SAVES BY A GOALTENDER, SEASON

- 2,194 - Brian Eklund (Pensacola, 2003-04)
- 2,084 - Joel Martin (Kalamazoo, 2015-16)
- 2,051 - Joel Martin (Kalamazoo, 2012-13)
- 2,001 - Jerry Kuhn (Greenville/Idaho, 2011-12)
- 1,852 - Ryan Munce (Mississippi, 2008-09)

MOST SAVES BY A GOALTENDER, GAME

- 67 - Dave Caruso, Trenton vs. Gwinnett, Oct. 29, 2010
- 65 - Daniel Boisclair, Greenville at Greensboro, Mar. 17, 2004
- 64 - Matus Kostur, Augusta vs. Gwinnett, Apr. 8, 2005
 - Christian Soucy, Baton Rouge vs. Tallahassee, Jan. 18, 1997
- 63 - Ryan Munce, Bakersfield at Long Beach, Jan. 6, 2006
 - Davis Parley, Texas at Pensacola, Jan. 2, 2004
 - Joel Laing, Wheeling vs. Peoria, Feb. 16, 2002

MOST SAVES BY A GOALTENDER, PERIOD

- 30 - Rob McVicar, Utah at Long Beach, Nov. 17, 2006
 - Jeff Salajko, Columbus (Ohio) vs. Roanoke, Mar. 11, 1997
 - Mike Parson, Nashville vs. Birmingham, Jan. 2, 1994
- 29 - Joaquin Gage, Raleigh vs. Mobile, Oct. 24, 1997
 - Chad Lang, Huntington vs. Raleigh, Jan. 28, 1997
- 28 - several players, most recent by:
 - Ryan Munce, Mississippi vs. Texas, Mar. 22, 2008
 - Cody Rudkowsky, Phoenix at Bakersfield, Jan. 8, 2008

GOALS SCORED BY A GOALTENDER

- C.J. Motte, Quad City, Dec. 9, 2017 at Fort Wayne
- Alex Nedejlkovic, Florida, Dec. 30, 2016 at Atlanta
- Brian Foster, Cincinnati, Feb. 15, 2013 vs. Trenton
- Timo Pielmeier, Bakersfield, Dec. 19, 2009 at Utah
- Jonathan Quick, Reading, Oct. 24, 2007 at Pensacola
- Trevor Koenig, Atlantic City, Mar. 2, 2005 at Wheeling
- Brian Eklund, Pensacola, Dec. 5, 2003 at Mississippi
- Mike Smith, Lexington, Oct. 26, 2002 vs. Dayton
- Mark Bernard, Toledo, Mar. 27, 2001 vs. Johnstown
- Nick Vitucci, Charlotte, Mar. 6, 1996 vs. Louisville
- Sean Gauthier, South Carolina, Dec. 19, 1995 at Raleigh
- Olie Sundstrom, Erie, Dec. 15, 1995 vs. Wheeling
- Corwin Saurdiff, Hampton Roads, Mar. 18, 1995 vs. Charlotte

MOST POINTS BY A GOALTENDER, GAME

- 3 - Jason Saal, (0g-3a), Augusta, Dec. 12, 2003 vs. Greenville

SECTION 9

COACHING REGISTER



Photo courtesy Jacksonville Icemen

Atlanta Gladiators head coach **Jeff Pyle** (left) and Jacksonville Icemen head coach **Jason Christie** (right) rank as two of the most successful coaches in ECHL history. Christie is the League's all-time leader with 1,211 games coached and 633 wins while Pyle ranks second with 1,065 games coached and 537 wins.

ALL-TIME REGULAR SEASON ECHL COACHING REGISTER

COACH	TEAM	GAMES COACHED	WINS	LOSSES	TIES	WIN %	YEARS	CUP WINS	CAREER
Adduono, Rick	South Carolina	284	156	94	34	0.609	4	1	1998-02
	Greensboro	144	82	51	11	0.608	2		2002-04
	Pensacola	30	11	16	3	0.417	1		2005-06
	Long Beach	72	27	42	3	0.396	1		2006-07
	Total	530	276	203	51	0.569	7	1	
Aldoff, Rod	Norfolk	17	2	11	4	0.235	1		2016-17
Allen, Scott	Johnstown	326	144	150	32	0.491	5		1997-02
Allison, Dave	Virginia	60	36	18	6	0.650	1		1989-90
	Richmond	64	30	27	7	0.523	1		1990-92
	Total	124	66	45	13	0.585	2		
Anastas, Spiros	South Carolina	72	35	31	6	0.528	1		2018-19
	Brampton	62	34	25	3	0.573	1		2019-20
	Total	134	69	56	9	0.549	2		
Anzalone, Frank	Nashville	64	24	36	4	0.406	1		1991-92
	Roanoke	346	192	122	32	0.601	5		1993-98
	Pee Dee	83	53	25	5	0.669	2		1999-01
	Johnstown	144	63	59	22	0.514	2		2005-07
	Total	637	332	242	63	0.571	10		
Armstrong, Bill	Trenton	144	75	52	17	0.580	2		2002-04
Armstrong, Riley	Maine	134	69	58	7	0.541	2		2018-20
Axtell, Phil	Quad City	107	46	54	7	0.463	2		2016-18
Barkovich, Rick	Raleigh	68	23	39	6	0.382	1		1994-95
Bavis, Mike	Wheeling	131	55	61	15	0.477	2		2018-20
Beaulieu, Joshua	Evansville	2	0	2	0	0.000	1		2014-15
Bechard, Jerome	Birmingham	3	2	1	0	0.667	1		1995-96
Bednar, Jared	South Carolina	143	89	45	9	0.653	2	1	2007-09
Berehowsky, Drake	Orlando	339	160	142	37	0.527	5		2012-13, 2016-20
Bergin, Steve	South Carolina	62	44	14	4	0.742	1		2019-20
Bingham, Pat	Wheeling	144	89	46	9	0.649	2		2003-05
	Elmira	72	45	22	5	0.660	1		2011-12
	Total	216	134	68	14	0.653	3		
	San Diego	37	17	16	4	0.514	1		2005-06
Black, Jamie	San Diego	37	17	16	4	0.514	1		2005-06
Bootland, Nick	Kalamazoo	781	401	302	77	0.563	11		2009-20
Boudreau, Ben	Fort Wayne	62	31	23	8	0.565	1		2019-20
Boudreau, Bruce	Mississippi	210	109	75	26	0.581	3	1	1996-99
Brandt, Andy	Atlanta	199	75	103	21	0.430	3		2014-17
Branham, Tim	Utah	493	249	179	65	0.571	7		2013-20
Brophy, John	Hampton Roads	738	416	250	72	0.613	11	3	1989-00
	Wheeling	144	64	73	7	0.469	2		2001-03
	Total	882	480	323	79	0.589	13	3	
Brown, Cam	Baton Rouge	72	20	43	9	0.340	1		2002-03
Brubaker, Jeff	Greensboro	388	211	149	28	0.580	6	1	1989-95
	Jacksonville	70	33	29	8	0.529	1		1995-96
	Tallahassee	70	27	34	9	0.450	1		1998-99
	Greensboro	142	46	82	14	0.373	2		1999-01
	Total	670	317	294	59	0.517	10	1	
Burton, Jim	Augusta	121	61	46	14	0.562	3		2000-03
Cameron, Malcolm	Cincinnati	72	36	29	7	0.549	1		2002-03
	Long Beach	144	79	47	18	0.611	2		2004-06
	Texas	144	93	31	20	0.715	2		2006-08
	Florida	143	87	42	14	0.657	2		2008-10
	Elmira	52	22	23	7	0.490	1		2010-11
	Wichita	216	84	105	27	0.451	3		2016-19
	Total	771	401	277	93	0.580	11		
Capuano, Jack	Knoxville	16	7	8	1	0.469	1		1996-97
	Pee Dee	155	94	45	16	0.658	3		1997-99, 2000-01
	Total	171	101	53	17	0.640	4		
Carbery, Spencer	South Carolina	360	207	115	38	0.628	5		2011-16
Carlson, Steve	Johnstown	248	123	105	20	0.536	4		1988-92
Carroll, Brian	Carolina	24	10	13	1	0.438	1		1988-89
Cashman, Wayne	Pensacola	72	27	40	5	0.410	1		2000-01
Cassidy, Bruce	Jacksonville	122	52	54	16	0.492	2		1996-98
	Trenton	70	37	29	4	0.557	1		1999-00
	Total	192	89	83	20	0.516	3		
Chaulk, Colin	Brampton	288	127	125	36	0.503	4		2015-19
Christian, Jeff	Wheeling	144	69	58	17	0.538	2		2016-18
Christianen, Doug	Manchester	72	39	29	4	0.569	1		2018-19
	Indy	60	30	26	4	0.533	1		2019-20
	Total	132	69	55	8	0.553	2		
Christiansen, Terry	Tallahassee	348	172	147	29	0.536	5		1994-98, 1999-00
	Miami	70	28	32	10	0.471	1		1998-99
	Total	418	200	179	39	0.525	6		
Christie, Jason	Peoria	360	217	101	42	0.661	5		2000-05
	Utah	216	90	102	24	0.472	3		2005-08
	Ontario	287	176	79	32	0.669	4		2011-15
	Tulsa	144	64	67	13	0.490	2		2015-17
	Jacksonville	204	86	100	18	0.466	3		2017-20
	Total	1211	633	451	129	0.576	17		

All-Time Regular Season Coaching Register - 313

COACH	TEAM COACHED	GAMES					YEARS	CUP WINS	CAREER
		WINS	LOSSES	TIES	WIN %				
Church, Brad	Phoenix	152	56	82	14	0.414	3		2006-09
Cichocki, Chris	Arkansas	216	102	79	35	0.553	3		2001-03
	Cincinnati	72	25	43	4	0.375	1		2003-04
	Stockton	247	93	121	33	0.443	4		2005-09
	Total	535	220	243	72	0.478	8		
Clancey, Derek	Jackson	286	143	111	32	0.556	4		1999-03
	Reading	144	80	47	17	0.614	2		2003-05
	Total	358	180	136	42	0.561	6		
Clark, Joe	Pensacola	65	20	39	6	0.354	1		2006-07
Clowe, Ryane	Newfoundland	40	27	11	2	0.700	1		2018-19
Colley, Kevin	Utah	360	157	152	51	0.507	5		2008-13
Courville, Larry	Reading	611	343	212	56	0.607	9	1	2008-17
Curcio, Pat	San Francisco	112	40	58	14	0.420	2		2012-14
Curran, Brian	Jacksonville	70	35	33	2	0.514	1		1998-99
	Columbus (Georgia)	72	37	27	8	0.569	1		2003-04
	Total	142	72	60	10	0.542	2		
Dean, Kevin	Trenton	72	27	37	8	0.431	1		2010-11
Dent, Ted	Columbia	72	25	39	8	0.403	1		2005-06
DeSantis, Mark	Rapid City	96	38	47	11	0.453	2		2015-17
Desrosiers, Dennis	Cincinnati	128	73	44	11	0.613	2		1990-92
	Birmingham	302	145	129	28	0.526	5		1995-00
	Total	430	218	173	39	0.552	7		
Dickson, John-Scott	Kansas City	259	121	114	24	0.514	4		2016-20
Dineen, Gord	Macon	72	29	31	12	0.486	1		2001-02
	Richmond	72	35	31	6	0.528	1		2002-03
	Total	144	64	62	18	0.507	2		
Dirk, Robert	Texas	144	39	88	17	0.330	2		2003-05
Donatelli, Clark	Wheeling	298	147	119	32	0.547	5		2011-16
Drulia, Stan	Augusta	144	60	68	16	0.472	2		2003-05
	Wheeling	89	49	35	5	0.579	2		2010-12
	Total	216	98	97	21	0.502	3		
Duco, Mike	Elmira	40	10	27	3	0.288	1		2016-17
Dupont, George	Pensacola	49	10	35	4	0.245	2		2005-07
Eaves, Murray	Toledo	70	39	26	5	0.593	1		1998-99
	Wheeling	70	25	40	5	0.393	1		1999-00
	Total	140	64	66	10	0.493	2		
Edwards, Ray	Huntington	140	66	58	16	0.529	2		1998-00
	Cincinnati	59	26	28	5	0.483	1		2001-02
	Total	199	92	86	21	0.515	3		
Emmett, Rick	Gwinnett	89	35	48	6	0.427	2		2013-15
Farrish, Dave	Louisiana	288	186	78	24	0.688	4		2000-04
	Pensacola	72	51	16	5	0.743	1		2004-05
	Total	360	237	94	29	0.699	5		
Ferguson, Bob	Florida	212	136	61	15	0.677	3		1998-01
	Augusta	216	101	100	15	0.502	3		2005-08
	Total	428	237	161	30	0.589	6		
Ferras, Joe	Rapid City	120	55	54	11	0.504	2		2014-16
Filion, Ron	Phoenix	136	45	81	10	0.368	2		2005-07
Fitzsimmons, Jason	South Carolina	360	188	126	46	0.586	5		2002-07
Flanagan, Jeff	Johnstown	35	9	19	7	0.357	1		2009-10
Fleming, Gerry	Tallahassee	72	38	27	7	0.576	1		2000-01
	Florida	432	243	137	52	0.623	7		2001-08
	Total	504	281	164	59	0.616	8		
Florio, Perry	Roanoke	190	100	73	17	0.571	3		2000-03
	Pee Dee	144	61	69	14	0.472	2		2003-05
	Total	334	161	142	31	0.528	5		
Fotiu, Nick	Nashville	132	62	61	9	0.504	2		1992-94
	Johnstown	170	51	97	22	0.365	3		1995-98
	Total	302	113	158	31	0.425	5		
Fraser, Jay	Winston-Salem	64	20	41	3	0.336	1		1990-91
Ftorek, Robbie	Norfolk	199	77	104	18	0.432	3		2016-19
Garber, Bruce	Birmingham	64	30	29	5	0.508	1		1992-93
	Columbus (Georgia)	116	39	60	17	0.409	2		2001-03
	Total	180	69	89	22	0.444	3		
Gatzos, Steve	Roanoke Valley	64	14	49	1	0.227	1		1992-93
	Huntsville	68	20	39	9	0.360	1		1993-94
	Total	132	34	88	10	0.295	2		
Godnyuk, Alex	Greensboro	20	6	12	2	0.350	1		2001-02
Gordon, Scott	Roanoke	140	82	42	16	0.643	2		1998-00
Gordon, Todd	Toledo	70	22	41	7	0.364	1		1999-00
	Pensacola	216	111	81	24	0.569	3		2001-04
	Louisiana	72	26	40	6	0.402	1		2004-05
	Total	358	159	162	37	0.496	5		
Gove, David	Wheeling	45	23	13	6	0.578	1		2015-16
Graham, Gary	Fort Wayne	432	251	130	51	0.640	6		2013-19
Graham, Neil	Idaho	288	166	91	31	0.630	4		2015-19
Granato, Don	Columbus (Ohio)	140	72	54	14	0.564	2		1997-99
	Peoria	70	45	20	5	0.679	1	1	1999-00
	Total	210	117	74	19	0.602	3	1	

314 - All-Time Regular Season Coaching Register

COACH	TEAM	GAMES					YEARS	CUP		CAREER
		COACHED	WINS	LOSSES	TIES	WIN %		WINS		
Gratz, Brian	Greenville	216	93	99	24	0.486	3		2015-18	
Gruhl, Scott	Richmond	140	71	58	11	0.546	2		1996-98	
Gulutzan, Glen	Las Vegas	361	207	111	43	0.632	6		2003-09	
Hamel, Pierre	Knoxville	120	53	60	7	0.471	2		1988-90	
Handy, Ron	Arkansas	44	13	29	2	0.318	1		1999-00	
Hansis, Ron	Erie	448	219	200	29	0.521	7		1988-95	
	Baton Rouge	11	7	3	1	0.682	1		1997-98	
	Total	459	226	203	30	0.525	8			
Harney, Joe	Wheeling	11	5	5	1	0.500	1		2000-01	
Harrison, Steve	Toledo	23	9	11	3	0.457	1		2003-04	
Haviland, Mike	Atlantic City	216	130	60	26	0.662	3	1	2001-04	
	Trenton	72	42	21	9	0.646	1	1	2004-05	
	Total	288	172	81	35	0.657	4	2		
Henderson, Archie	Nashville	60	26	30	4	0.467	1		1989-90	
Herbers, Ian	Johnstown	144	73	90	11	0.545	2		2007-09	
Hillman, Scott	Indy	131	58	60	13	0.492	2		2014-16	
Holland, Dennis	Toledo	144	65	61	18	0.514	2		2000-02	
Horachek, Peter	Nashville	64	31	29	4	0.516	1		1990-91	
	Trenton	72	46	16	10	0.708	1		2001-02	
	Total	200	106	76	18	0.575	3			
Houle, J.F.	Bakersfield	72	26	38	8	0.417	1		2014-15	
Huddy, Charlie	Huntington	70	34	29	7	0.536	1		1997-98	
Hughes, Brent	Brampton	72	23	46	3	0.340	1		2014-15	
Ireland, Greg	Dayton	356	175	134	47	0.558	5		1998-03	
Jackson, Don	Knoxville	64	46	13	5	0.758	1		1990-91	
Jensen, Chris	Wheeling	70	27	37	6	0.429	1		1998-99	
John, Bernie	Indy	229	99	110	20	0.476	4		2015-19	
Johnstone, Eddie	Johnstown	200	102	82	16	0.550	3		1992-95	
	Mobile	140	56	62	22	0.479	2		1995-97	
	Total	340	158	144	38	0.521	5			
Kaminski, Kevin	Long Beach	72	23	44	5	0.354	1		2003-04	
Kaufman, Mark	Richmond	284	151	109	24	0.574	4		1998-02	
Kelly, Bob	Huntington	68	14	49	5	0.243	1		1993-94	
Kelly, Paul	Bakersfield	55	19	29	7	0.409	1		2003-04	
Kerr, Kevin	Greenville	136	54	70	11	0.438	2		2018-20	
Kish, Larry	Wheeling	70	42	23	5	0.636	1		1995-96	
Kleinendorst, Kurt	Raleigh	336	156	142	38	0.521	5		1991-94, 95-97	
Kowalsky, Rick	Trenton	288	138	122	28	0.528	4		2006-10	
Kromm, Rich	Evansville	72	25	40	7	0.396	1		2012-13	
	Stockton	144	54	80	10	0.410	2		2013-15	
	Total	216	79	120	17	0.455	3			
Kumpel, Mark	Nashville	138	74	52	12	0.580	2		1994-96	
	Dayton	140	72	52	16	0.571	2		1997-98	
	Total	278	146	104	28	0.576	4			
Lalonde, Derek	Toledo	144	97	35	12	0.715	2		2014-16	
Laviolette, Peter	Wheeling	70	37	24	9	0.593	1		1997-98	
Lawless, Paul	Cincinnati	13	10	2	1	0.808	1		2001-02	
Laxdal, Derek	Idaho	360	217	108	35	0.651	5	1	2005-10	
LaZazzera, Mike	Jacksonville	20	6	12	2	0.350	1		1996-97	
Leger, Dave	Elmira	32	7	20	5	0.297	1		2016-17	
Lemieux, Alain	Jacksonville	70	27	34	9	0.386	1		1999-00	
	Wheeling	61	19	35	7	0.369	1		2000-01	
	Total	131	46	69	16	0.412	2			
Ling, Jamie	Dayton	72	26	41	5	0.396	1		2003-04	
Loh, Alex	Adirondack	135	59	54	22	0.519	2		2018-20	
Lohrei, David	Baton Rouge	102	48	40	14	0.539	2		2000-02	
	Reading	72	32	35	5	0.479	1		2002-03	
	Total	174	80	75	19	0.514	3			
MacAdam, Don	Charlotte	293	146	112	35	0.558	5		1999-04	
	Dayton	216	80	112	24	0.426	3		2004-07	
	Total	509	226	224	59	0.502	8			
MacAulay, Tony	Roanoke	98	53	33	12	0.602	2		2002-04	
	Trenton	53	21	29	3	0.425	1		2005-06	
	Victoria	27	9	17	1	0.352	1		2006-07	
	Total	178	83	79	16	0.511	4			
MacDonald, Kirk	Reading	207	113	69	25	0.606	4		2016-20	
Macdonald, Matt	Cincinnati	288	142	116	30	0.545	4		2014-18	
MacLean, Cail	South Carolina	144	78	48	18	0.604	2		2009-11	
	Adirondack	144	79	48	17	0.608	2		2015-17	
	Total	288	157	96	35	0.606	4			
MacPherson, B.J.	San Diego	37	17	16	4	0.516	1		2005-06	
MacPherson, Scott	Augusta	33	14	16	3	0.470	1		2000-01	
Madill, Mike	Las Vegas	72	20	44	8	0.333	1		2013-14	
Mann, Troy	Columbia	144	62	62	20	0.500	2		2006-08	
	Bakersfield	72	36	30	6	0.542	1		2013-14	
	Total	216	98	92	26	0.514	3			
Mantha, Moe	Columbus (Ohio)	138	68	60	10	0.529	2		1994-96	

All-Time Regular Season Coaching Register - 315

GAMES COACH	TEAM COACHED	WINS	LOSSES	CUP		YEARS	WINS	CAREER
				TIES	WIN %			
Marks, John	Charlotte	346	191	120	35	0.603	5	1993-98
	Greenville	572	275	248	49	0.523	8	1998-06
	Pensacola	72	19	44	9	0.326	1	2007-08
	Augusta	18	6	10	2	0.388	1	2008-09
	Total	1008	491	422	95	0.488	15	2
Martinson, Steve	San Diego	72	49	13	10	0.750	1	2003-04
	Elmira	216	117	76	23	0.595	3	2007-10
	Chicago	72	34	26	12	0.556	1	2011-12
	Allen	422	238	139	41	0.613	6	2014-20
	Total	782	438	254	86	0.615	11	2
Maruk, Dennis	Baton Rouge	42	16	21	5	0.440	1	2001-02
Matvichuk, Richard	Missouri	144	80	50	14	0.604	2	2014-16
Maxwell, Bryan	Victoria	110	29	75	6	0.291	2	2004-06
McAdams, Keith	Carolina	1	0	1	0	0.000	1	1988-89
McCambridge, Keith	Alaska	144	86	50	8	0.597	2	2007-09
McClelland, Kevin	Wichita	144	50	72	22	0.424	2	2014-16
McCutcheon, Brian	Columbus (Ohio)	70	44	21	5	0.664	1	1996-97
McDonald, Bill	Dayton	144	61	64	19	0.490	1	2007-09
McGill, Bob	Baton Rouge	140	63	62	15	0.504	2	1998-00
McGuire, Pierre	Baton Rouge	70	31	33	6	0.486	1	1996-97
McKay, Doug	Trenton	19	10	7	2	0.579	1	2005-06
McSorley, Chris	Winston-Salem	60	38	16	6	0.683	1	1989-90
	Richmond	64	29	29	6	0.500	1	1990-91
	Toledo	196	126	52	18	0.689	3	1991-94
	Total	320	193	97	30	0.650	5	2
	McVie, Tom	Wheeling	70	36	29	5	0.550	1
Moore, Blaine	Fresno	25	8	15	2	0.360	1	2003-04
Morrison, Mark	Victoria	333	173	133	27	0.560	5	2006-11
Mougenel, Ryan	Las Vegas	288	151	111	26	0.569	4	2009-13
Mullins, Dwight	Elmira	144	64	65	15	0.497	2	2012-14
	Evansville	30	9	16	4	0.367	1	2014-15
	Total	174	73	81	19	0.474	3	
Murdoch, Don	Louisiana	70	43	18	9	0.679	1	1999-00
Murray, Rob	Alaska	431	231	150	50	0.594	6	2011-17
	Tulsa	207	102	79	26	0.556	3	2017-19
	Total	638	333	229	76	0.582	9	
Nichols, Robbie	Elmira	20	10	7	3	0.575	1	2010-11
Nilan, Chris	Chesapeake	140	68	53	19	0.554	2	1997-99
Nobili, Jason	Reading	34	9	23	2	0.294	1	2008-09
Noel, Claude	Roanoke Valley	64	26	31	7	0.406	1	1990-91
	Dayton	128	67	49	12	0.570	2	1991-93
	Toledo	72	47	15	10	0.722	1	2002-03
	Total	264	140	95	29	0.585	4	
	Noreen, Anthony	Orlando	83	38	35	10	0.518	2
Nyrop, Bill	Knoxville	64	20	36	8	0.375	1	1991-92
O'Brien, Toby	Johnstown	216	95	89	32	0.417	3	2002-05
O'Dette, Matt	Bakersfield	144	46	85	13	0.364	2	2011-13
Olver, John	Idaho	144	82	66	16	0.625	2	2003-05
Patrick, Glenn	Wheeling	176	86	75	15	0.531	3	2005-07
Payne, Davis	Pee Dee	188	104	67	17	0.598	3	2000-03
	Alaska	288	185	75	28	0.691	4	2003-07
	Total	476	289	142	45	0.654	7	1
	Pedersen, Al	Pensacola	280	132	125	23	0.513	4
	Mississippi	72	34	33	5	0.507	1	2000-01
Total	352	166	158	28	0.511	5		
Pickard, Paul	Huntington	68	28	37	3	0.434	1	1994-95
Playfair, Jim	Dayton	206	106	76	24	0.573	3	1993-96
Poss, Greg	Florida	432	247	144	41	0.619	6	2010-16
Potvin, Marc	Mississippi	70	35	27	8	0.557	1	1999-00
Puhalski, Greg	Toledo	278	162	85	31	0.638	4	1994-98
	Wheeling	184	82	83	19	0.497	3	2007-10
	Total	462	244	168	50	0.582	7	
	Pyle, Jeff	Mobile	284	137	113	34	0.542	4
	Gwinnett/Atlanta	709	369	268	72	0.571	10	2003-11, 2018-20
	Evansville	72	31	30	11	0.507	1	2013-14
Total	1065	537	411	117	0.559	15		
Ralph, Brad	Idaho	216	132	64	20	0.657	3	2012-15
	Florida	278	192	63	23	0.732	4	2016-19
Total	494	324	127	43	0.699	7		
Ramsay, Bruce	Tulsa	72	37	29	6	0.556	1	2014-15
	Wichita	62	24	30	6	0.452	1	2019-20
Total	134	61	59	14	0.507	2		
Raymond, Marty	Bakersfield	521	265	200	56	0.562	8	2003-11
Reeds, Mark	Peoria	210	126	65	19	0.645	3	1996-99
Roberto, Phil	Birmingham	181	90	81	10	0.525	3	1993-96
	Columbus (Georgia)	30	12	16	2	0.433	1	2002-03
	Total	211	102	97	12	0.512	4	
Ruskowski, Terry	Columbus (Ohio)	196	96	80	20	0.541	3	1991-94
	Quad City	181	93	73	15	0.555	3	2014-17
	Total	377	189	153	35	0.548	6	

316 - All-Time Regular Season Coaching Register

COACH	TEAM COACHED	GAMES					YEARS	CUP WINS	CAREER
		WINS	LOSSES	TIES	WIN %				
Russell, Jamie	Elmira	144	69	63	12	0.521	2	2014-16	
	Worcester	159	73	66	20	0.522	3	2017-20	
	Total	303	142	129	32	0.521	5		
Sator, Ted	New Orleans	354	173	135	46	0.554	5	1997-02	
Sauter, Doug	Winston-Salem	64	36	24	4	0.562	1	1991-92	
	Wheeling	200	124	56	20	0.670	3	1992-95	
	Total	264	160	80	24	0.652	4		
Sauter, Hardy	Idaho	144	63	59	22	0.514	2	2010-12	
Schneekloth, Aaron	Colorado	144	95	38	11	0.698	2	2016-18	
Schultz, Dave	Baton Rouge	59	26	24	9	0.517	1	1997-98	
Schultz, Kohl	Kansas City	18	6	10	2	0.389	1	2019-20	
Seeley, Richard	Manchester	216	117	73	26	0.602	3	2015-18	
Selenski, Joe	Carolina	22	9	13	0	0.409	1	1988-89	
Shaw, Matt	Mobile	70	35	27	8	0.557	1	1997-98	
Shedden, Doug	Louisiana	280	170	84	26	0.654	4	1995-99	
Sheen, Everett	Idaho	61	36	18	7	0.648	1	2019-20	
Simon, Ben	Cincinnati	72	41	23	8	0.625	1	2013-14	
Sims, Al	Reading	72	27	36	9	0.438	1	2001-02	
	Fort Wayne	72	33	35	4	0.486	1	2012-13	
	Evansville	113	35	63	15	0.376	2	2014-16	
	Total	257	95	134	28	0.424	4		
Skalde, Jarrod	Cincinnati	144	68	57	19	0.538	2	2010-12	
Smith, Barry T.	Erie	70	25	40	5	0.393	1	1995-96	
Smith, Barry	Knoxville	304	147	131	26	0.526	5	1992-97	
Smith, Neil	Johnstown	37	9	24	4	0.297	1	2009-10	
Snowden, John	Newfoundland	92	58	27	7	0.668	2	2018-20	
Sommer, Roy	Roanoke Valley	64	21	36	7	0.383	1	1991-92	
	Richmond	270	155	88	25	0.620	4	1992-96	
	Total	334	176	124	32	0.578	5	1	
Sonier, Grant	Huntington	140	54	72	14	0.436	2	1995-97	
Spenrath, Greg	Fresno	119	54	53	12	0.504	2	2003-05	
St. Amour, Martin	San Diego	107	52	43	12	0.598	2	2004-06	
Stewart, Chris	Colorado	359	187	135	37	0.572	5	2011-16	
Stork, Dean	Greenville	360	201	131	28	0.597	5	2010-15	
Tapper, Brad	Adirondack	72	41	24	7	0.618	1	2017-18	
Taylor, Karl	Reading	216	112	82	22	0.569	3	2005-08	
	Ontario	217	96	108	22	0.493	3	2008-11	
	Total	433	208	190	44	0.531	6		
Taylor, Rod	Norfolk	60	14	38	8	0.300	1	2019-20	
Tetrault, Daniel	Rapid City	204	84	99	21	0.463	3	2017-20	
Thomas, Matt	Atlantic City	72	42	22	8	0.639	1	2004-05	
	Fresno	246	137	76	33	0.623	4	2005-09	
	Stockton	329	164	127	39	0.555	5	2008-12	
	Cincinnati	135	89	30	16	0.719	2	2018-20	
	Total	782	431	255	96	0.613	11		
Thompson, Brent	Alaska	144	83	50	11	0.615	2	2009-11	
Townshend, Graeme	Greensboro	52	18	28	6	0.404	1	2001-02	
Vaive, Rick	South Carolina	346	201	105	40	0.639	5	1993-98	
Veilleux, Eric	Norfolk	72	30	37	5	0.451	1	2015-16	
Vitucci, Nick	Toledo	604	289	262	53	0.522	8	2003-07, 09-14	
Walby, Steffon	Mississippi	143	57	75	11	0.437	2	2007-09	
Ward, Geoff	Arkansas	26	5	20	1	0.212	1	1999-00	
Ward, Troy	Trenton	72	50	18	4	0.722	1	2000-01	
	Victoria	34	12	14	8	0.471	1	2005-06	
	Total	106	62	32	12	0.642	2	1998-00	
Warsofsky, Ryan	South Carolina	144	88	44	12	0.653	2	2016-18	
Watson, Brendan	Carolina	13	8	5	0	0.615	1	1988-89	
Watson, Dan	Toledo	296	183	87	26	0.662	5	2013-14, 2016-20	
Weber, Chuck	Cincinnati	288	177	92	19	0.648	4	2006-10	
	Atlanta	72	32	35	5	0.479	1	2017-18	
	Total	360	209	127	24	0.614	5	2	
Wheeler, Shawn	Charlotte	105	43	48	14	0.476	2	1998-00	
White, Scott	Columbia	288	165	87	36	0.635	4	2001-05	
Wiebe, Dan	Raleigh	140	70	60	10	0.536	2	1997-99	
	Augusta	70	34	31	5	0.521	1	1999-00	
	Total	210	104	91	15	0.531	3		
Wiley, Jim	Lexington	72	34	31	7	0.521	1	2002-03	
Wilkie, David	Augusta	62	24	32	6	0.435	1	2002-03	
Wilkinson, Derek	Charlotte	461	237	182	42	0.560	7	2003-10	
Williams, Vince	Trenton	144	53	73	18	0.431	2	2011-13	
	Orlando	144	80	49	15	0.608	2	2013-15	
	Total	288	133	122	33	0.519	4		

All-Time Regular Season Coaching Register - 317

COACH	TEAM	GAMES					YEARS	CUP	CAREER
		COACHED	WINS	LOSSES	TIES	WIN %		WINS	
Willison, Kevin	Virginia	60	22	30	8	0.433	1	1988-89	
Wroblewski, John	Gwinnett	144	84	46	14	0.632	2	2011-13	
Woods, Bob	Mississippi	288	169	94	25	0.630	4	2001-05	
Young, Warren	Louisville (IceHawks)	260	108	125	27	0.467	4	1990-94	
	Louisville (RiverFrogs)	210	100	86	24	0.533	3	1995-98	
	Total	470	208	211	51	0.497	7		
Zruna, Mike	Birmingham	72	28	40	4	0.417	1	2000-01	

REGULAR SEASON COACHING RECORDS

MOST CAREER GAMES COACHED

- 1,211 - Jason Christie, Peoria, 2000-05; Utah, 2005-08; Ontario, 2011-15; Tulsa, 2015-17; Jacksonville, 2017-20
- 1,065 - Jeff Pyle, Mobile, 1998-02; Gwinnett, 2003-11; Evansville, 2013-14; Atlanta, 2018-20
- 1,008 - John Marks, Charlotte, 1993-98; Greenville, 1998-2006; Pensacola, 2007-08; Augusta, 2008-09
- 882 - John Brophy, Hampton Roads, 1989-2000; Wheeling, 2001-03
- 782 - Matt Thomas, Atlantic City, 2004-05; Fresno, 2005-08; Stockton, 2009-13; Cincinnati, 2018-20
 - Steve Martinson, San Diego, 2003-04; Elmira, 2007-10; Chicago, 2011-12; Allen, 2014-20

MOST CAREER COACHING WINS

- 633 - Jason Christie, Peoria, 2000-05; Utah, 2005-08; Ontario, 2011-15; Tulsa, 2015-17; Jacksonville, 2017-20
- 537 - Jeff Pyle, Mobile, 1998-02; Gwinnett, 2003-11; Evansville, 2013-14; Atlanta, 2018-20
- 491 - John Marks, Charlotte, 1993-98; Greenville, 1998-2006; Pensacola, 2007-08; Augusta, 2008-09
- 480 - John Brophy, Hampton Roads, 1989-2000; Wheeling, 2001-03
- 438 - Steve Martinson, San Diego, 2003-04; Elmira, 2007-10; Chicago, 2011-12; Allen, 2014-20

MOST CAREER COACHING LOSSES

- 449 - Jason Christie, Peoria, 2000-05; Utah, 2005-08; Ontario, 2011-15; Tulsa, 2015-17; Jacksonville, 2017-20
- 422 - John Marks, Charlotte, 1993-98; Greenville, 1998-06; Pensacola, 2007-08; Augusta, 2008-09
- 411 - Jeff Pyle, Mobile, 1998-02; Gwinnett, 2003-11; Evansville, 2013-14; Atlanta, 2018-19
- 323 - John Brophy, Hampton Roads, 1989-2000; Wheeling, 2001-03
- 302 - Nick Bootland, Kalamazoo, 2009-20

HIGHEST CAREER COACHING WIN PERCENTAGE (MINIMUM 60 GAMES)

- .758 - Don Jackson, Knoxville, 1990-91 (46-13-5)
- .742 - Steve Bergin, South Carolina, 2019-20 (44-13-4)
- .715 - Derek Lalonde, Toledo, 2014-16 (97-35-12)
- .699 - Dave Farrish, Louisiana, 2000-04; Pensacola, 2004-05 (237-94-29)
 - Brad Ralph, Idaho, 2012-15; Florida, 2016-19 (324-127-43)

MOST CAREER COACHING YEARS

- 17 - Jason Christie, Peoria, 2000-05; Utah, 2005-08; Ontario, 2011-15; Tulsa, 2015-17; Jacksonville, 2017-20
- 15 - John Marks, Charlotte, 1993-98; Greenville, 1998-2006; Pensacola, 2007-08; Augusta, 2008-09
 - Jeff Pyle, Mobile, 1998-02; Gwinnett, 2003-11; Evansville, 2013-14; Atlanta, 2018-20
- 13 - John Brophy, Hampton Roads, 1989-2000; Wheeling, 2001-03
- 11 - Malcolm Cameron, Cincinnati, 2002-03; Long Beach, 2004-06; Texas, 2006-08; Florida, 2008-10; Elmira, 2010-11; Wichita, 2016-19
 - Nick Bootland, Kalamazoo, 2009-19
 - Matt Thomas, Atlantic City, 2004-05; Fresno, 2005-08; Stockton, 2008-13; Cincinnati, 2018-19

ALL-TIME ECHL POSTSEASON COACHING REGISTER

COACH	TEAM	GAMES				YEARS	CUP		CAREER
		COACHED	WINS	LOSSES	WIN %		WINS		
Adduono, Rick	South Carolina	36	21	15	0.583	4	1	1998-02	
	Greensboro	8	4	4	0.500	1		2002-03	
	Total	40	23	17	0.575	5	1		
Allen, Scott	Johnstown	19	7	12	0.368	3		1998-02	
Allison, Dave	Virginia	4	1	3	0.250	1		1989-90	
	Richmond	11	4	7	0.364	2		1990-92	
	Total	15	5	10	0.333	3			
Anastas, Spiros	South Carolina	5	1	4	0.200	1		2018-19	
Anzalone, Frank	Roanoke	26	10	16	0.385	5		1993-98	
	Pee Dee	5	2	3	0.400	1		1999-00	
	Johnstown	7	2	5	0.286	2		2005-07	
	Total	38	14	24	0.368	8			
Armstrong, Bill	Trenton	3	0	3	0.000	1		2002-03	
Axtell, Phil	Quad City	6	2	4	0.333	1		2016-17	
Bednar, Jared	South Carolina	43	26	17	0.605	2	1	2007-09	
Berehowsky, Drake	Orlando	26	13	13	0.500	3		2016-19	
Bingham, Pat	Wheeling	5	2	3	0.400	1		2003-04	
	Elmira	10	4	6	0.400	1		2011-12	
	Total	15	6	9	0.400	2			
Bootland, Nick	Kalamazoo	67	31	36	0.463	8		2009-19	
Boudreau, Bruce	Mississippi	21	14	7	0.667	2	1	1996-99	
Branham, Tim	Utah	36	12	24	0.333	5		2013-19	
Brophy, John	Hampton Roads	94	55	39	0.585	11	3	1989-00	
Brubaker, Jeff	Greensboro	61	34	27	0.557	6	1	1990-95	
	Jacksonville	18	9	9	0.500	1		1995-96	
	Total	79	43	36	0.544	7	1		
Burton, Jim	Augusta	3	1	2	0.333	1		2000-03	
Cameron, Malcolm	Cincinnati	15	9	6	0.600	1		2002-03	
	Long Beach	14	6	8	0.429	2		2004-06	
	Texas	19	10	9	0.526	2		2006-08	
	Florida	20	9	11	0.450	2		2008-10	
	Wichita	6	2	4	0.333	1		2017-18	
	Total	74	36	38	0.486	8			
Capuano, Jack	Pee Dee	21	10	11	0.476	3		1996-99	
Carbery, Spencer	South Carolina	63	30	33	0.476	5		2011-16	
Carlson, Steve	Johnstown	24	11	13	0.458	3		1988-92	
Cassidy, Bruce	Trenton	14	8	6	0.571	1		1999-00	
Chaulk, Colin	Brampton	18	8	10	0.444	2		2016-19	
Christian, Jeff	Wheeling	20	10	10	0.500	1		2015-16	
Christiansen, Doug	Manchester	11	6	5	0.545	1		2018-19	
Christiansen, Terry	Tallahassee	25	15	10	0.600	3		1994-98	
Christie, Jason	Peoria	31	16	15	0.516	4		2000-05	
	Utah	19	8	11	0.421	2		2005-08	
	Ontario	38	19	19	0.500	4		2011-15	
	Jacksonville	6	2	4	0.333	1		2018-19	
	Total	94	45	49	0.479	11			
Church, Brad	Phoenix	4	0	4	0.000	1		2006-07	
Cichocki, Chris	Arkansas	9	3	6	0.333	2		2000-03	
	Stockton	12	4	8	0.333	2		2006-08	
	Total	21	7	14	0.333	4			
Clancey, Derek	Jackson	15	6	9	0.400	3		1999-03	
	Reading	23	13	10	0.565	2		2003-05	
	Total	38	19	19	0.500	5			
Colley, Kevin	Utah	29	7	22	0.241	5		2008-13	
Courville, Larry	Reading	77	42	35	0.545	7	1	2009-16	
Curcio, Pat	San Francisco	5	1	4	0.200	1		2012-13	
Curran, Brian	Jacksonville	2	0	2	0.000	1		1998-99	
Desrosiers, Dennis	Cincinnati	13	7	6	0.538	2		1990-91	
	Birmingham	17	8	9	0.471	5		1995-00	
	Total	30	15	15	0.500	7			
Dickson, John-Scott	Kansas City	7	3	4	0.429	1		2018-19	
Donatelli, Clark	Wheeling	21	10	11	0.476	3		2011-15	
Drulia, Stan	Wheeling	17	9	8	0.529	1		2010-11	
Eaves, Murray	Toledo	7	3	4	0.429	1		1998-99	
Edwards, Ray	Huntington	5	2	3	0.400	1		1999-00	
	Total	8	2	6	0.250	2			
Farrish, Dave	Pensacola	4	1	3	0.250	1		2004-05	
	Louisiana	34	15	19	0.441	4		2000-04	
	Total	38	16	22	0.421	5			
Ferguson, Bob	Florida	16	7	9	0.438	3		1998-01	
	Augusta	9	2	7	0.222	3		2007-08	
	Total	25	9	16	0.360	5			

320 - All-Time Postseason Coaching Register

COACH	TEAM	GAMES				YEARS	CUP		CAREER
		COACHED	WINS	LOSSES	WIN %		WINS		
Ferras, Joe	Rapid City	13	6	7	0.462	1		2014-15	
Fitzsimmons, Jason	South Carolina	21	7	14	0.333	4		2002-06	
Fleming, Gerry	Florida	67	39	28	0.582	7		2001-08	
Florio, Perry	Roanoke	9	3	6	0.333	2		2000-02	
Fotiu, Nick	Nashville	11	5	6	0.455	2		1992-94	
Gatzos, Steve	Huntsville	3	1	2	0.333	1		1993-94	
Gordon, Scott	Roanoke	16	7	9	0.438	2		1998-00	
Gordon, Todd	Pensacola	12	3	9	0.250	3		2001-04	
Gove, David	Wheeling	6	4	2	0.667	1		2015-16	
Graham, Gary	Fort Wayne	73	40	33	0.548	6		2013-19	
Graham, Neil	Idaho	34	14	20	0.412	4		2015-19	
Granato, Don	Columbus (Ohio)	4	1	3	0.250	1		1997-99	
	Peoria	18	14	4	0.778	1	1	1999-00	
	Total	22	15	7	0.682	2	1		
Gratz, Brian	Greenville	6	2	4	0.333	1		2016-17	
Gruhl, Scott	Richmond	8	4	4	0.500	1		1996-98	
Gulutzan, Glen	Las Vegas	46	22	24	0.478	5		2003-08	
Hamel, Pierre	Knoxville	4	0	4	0.000	1		1988-89	
Hansis, Ron	Erie	25	8	17	0.320	5		1988-98	
Haviland, Mike	Atlantic City	35	22	13	0.629	3		2001-04	
	Trenton	20	14	6	0.700	1	1	2004-05	
	Total	55	36	19	0.659	4	2		
Henderson, Archie	Nashville	5	1	4	0.200	1		1989-90	
Herbers, Ian	Johnstown	6	2	4	0.333	1		2007-08	
Holland, Dennis	Toledo	8	3	5	0.375	1		2000-02	
Horachek, Peter	Roanoke Valley	7	3	4	0.429	1		1990-91	
	Trenton	7	3	4	0.429	1		2001-02	
	Total	14	6	8	0.429	2			
Huddy, Charlie	Huntington	4	1	3	0.250	1		1997-98	
Ireland, Greg	Dayton	29	13	16	0.448	4		1998-03	
Jackson, Don	Knoxville	3	0	3	0.000	1		1990-91	
John, Bernie	Indy	4	0	4	0.000	1		2017-18	
Johnstone, Eddie	Johnstown	13	5	8	0.385	3		1992-95	
	Mobile	3	0	3	0.000	1		1995-97	
	Total	16	5	11	0.313	4			
Kaufman, Mark	Richmond	25	14	11	0.560	3		1998-02	
Kish, Larry	Wheeling	7	4	3	0.571	1		1995-96	
Kleinendorst, Kurt	Raleigh	34	16	18	0.471	4		1991-97	
Kowalsky, Rick	Trenton	14	5	9	0.357	2		2005-07	
Kromm, Rich	Stockton	9	5	4	0.545	1		2013-14	
Kumpel, Mark	Nashville	18	10	8	0.556	2		1994-96	
	Dayton	9	3	6	0.333	2		1996-98	
	Total	27	13	14	0.481	4			
Lalonde, Derek	Toledo	28	14	14	0.500	2		2014-16	
Lavolette, Peter	Wheeling	15	8	7	0.533	1		1997-98	
Lawless, Paul	Cincinnati	3	0	3	0.000	1		2001-02	
Laxdal, Derek	Idaho	52	28	24	0.538	5	1	2005-10	
Loh, Alex	Adirondack	5	1	4	0.200	1		2018-19	
Lohrei, David	Baton Rouge	2	0	2	0.000	1		2000-01	
MacAdam, Don	Charlotte	10	4	6	0.400	2		2000-03	
	Dayton	22	12	10	0.545	1		2006-07	
	Total	32	16	16	0.500	3			
MacAulay, Tony	Roanoke	7	2	5	0.286	2		2002-04	
	Trenton	2	0	2	0.000	1		2005-06	
	Total	9	2	7	0.222	3			
MacDonald, Kirk	Reading	10	2	8	0.200	2		2016-18	
Macdonald, Matt	Cincinnati	12	4	8	0.333	2		2015-18	
MacLean, Cail	South Carolina	9	3	6	0.333	2		2009-11	
	Adirondack	18	9	9	0.500	2		2015-17	
	Total	27	12	15	0.444	4			
MacPherson, B.J.	San Diego	4	0	4	0.000	1		2005-06	
Madill, Mike	Las Vegas	4	0	4	0.000	1		2013-14	
Mann, Troy	Columbia	13	8	5	0.615	1		2007-08	
	Bakersfield	16	10	6	0.625	1		2013-14	
	Total	29	18	11	0.621	2			
Mantha, Moe	Columbus (Ohio)	6	0	6	0.000	2		1994-96	
Marks, John	Charlotte	32	17	15	0.531	5	1	1993-98	
	Greenville	49	28	21	0.571	5	1	1998-06	
	Total	81	45	36	0.568	10	2		
Martinson, Steve	San Diego	3	0	3	0.000	1		2003-04	
	Elmira	22	8	14	0.364	3		2007-10	
	Allen	67	41	26	0.612	4	2	2014-18	
	Total	92	49	43	0.533	8	2		

COACH	TEAM	GAMES				YEARS	CUP		CAREER
		COACHED	WINS	LOSSES	WIN %		WINS		
Matvichuk, Richard	Missouri	10	6	4	0.600	1		2015-16	
McCambridge, Keith	Alaska	30	20	10	0.667	2		2007-09	
McCutcheon, Brian	Columbus (Ohio)	8	3	5	0.375	1		1996-97	
McDonald, Bill	Dayton	2	0	2	0.000	1		2007-08	
McGill, Bob	Baton Rouge	8	3	5	0.375	2		1998-00	
McSorley, Chris	Winston-Salem	10	5	5	0.500	1		1989-90	
	Toledo	35	24	11	0.686	3	2	1991-94	
	Total	45	29	16	0.644	4	2		
McVie, Tom	Wheeling	3	0	3	0.000	1		1996-97	
Morrison, Mark	Victoria	43	21	22	0.488	5		2006-11	
Mougenel, Ryan	Las Vegas	35	19	16	0.543	4		2009-13	
Murdoch, Don	Louisiana	19	12	7	0.632	1		1999-00	
Murray, Rob	Alaska	42	27	15	0.643	3	1	2011-14	
	Tulsa	20	11	9	0.550	1		2018-19	
	Total	62	38	24	0.613	4	1		
Nichols, Robbie	Elmira	4	1	3	0.250	1		2010-11	
Nilan, Chris	Chesapeake	11	4	7	0.364	2		1997-99	
Noel, Claude	Dayton	6	0	6	0.000	2		1991-93	
	Toledo	7	4	3	0.571	1		2002-03	
	Total	13	4	9	0.308	3			
O'Brien, Toby	Johnstown	1	0	1	0.000	1		2003-04	
Olver, John	Idaho	22	14	8	0.636	2	1	2003-05	
Patrick, Glenn	Wheeling	9	5	4	0.555	1		2005-06	
Payne, Davis	Pee Dee	26	12	14	0.462	3		2000-03	
	Alaska	59	38	21	0.644	4	1	2003-07	
	Total	85	50	35	0.588	7	1		
Pedersen, Al	Pensacola	34	21	13	0.618	3		1996-00	
Pickard, Paul	Huntington	4	1	3	0.250	1		1994-95	
Playfair, Jim	Dayton	15	6	9	0.400	3		1993-96	
Poss, Greg	Florida	53	31	22	0.585	5	1	2010-16	
Potvin, Marc	Mississippi	7	3	4	0.429	1		1999-00	
Puhalski, Greg	Toledo	27	15	12	0.556	4		1994-98	
	Wheeling	7	3	4	0.429	1		2008-09	
	Total	34	18	16	0.529	5			
Pyle, Jeff	Mobile	17	7	10	0.412	3		1998-02	
	Gwinnett	55	29	26	0.560	5		2003-08	
	Total	72	36	36	0.500	8			
Ralph, Brad	Idaho	34	16	18	0.471	3		2012-15	
	Florida	49	29	20	0.592	3		2016-19	
	Total	83	45	38	0.542	6			
Ramsay, Bruce	Tulsa	5	1	4	0.200	1		2014-15	
Raymond, Marty	Bakersfield	56	23	33	0.411	7		2003-11	
Reeds, Mark	Peoria	17	8	9	0.471	3		1996-99	
Roberto, Phil	Birmingham	17	10	7	0.588	2		1993-96	
Ruskowski, Terry	Columbus (Ohio)	6	2	4	0.333	1		1991-94	
	Quad City	11	3	8	0.273	2		2014-16	
	Total	17	5	12	0.294	3			
Russell, Jamie	Worcester	6	2	4	0.333	1		2017-18	
Sator, Ted	New Orleans	25	10	15	0.400	5		1997-02	
Sauter, Doug	Winston-Salem	5	2	3	0.400	1		1991-92	
	Wheeling	28	14	14	0.500	3		1992-95	
	Total	33	16	17	0.485	4			
Sauter, Hardy	Idaho	19	7	12	0.368	2		2010-12	
Schneekloth, Aaron	Colorado	44	32	12	0.727	2	2	2016-18	
Seeley, Richard	Manchester	34	18	16	0.529	3		2015-18	
Shaw, Matt	Mobile	3	0	3	0.000	1		1997-98	
Shedden, Doug	Louisiana	36	19	17	0.528	4		1995-99	
Simon, Ben	Cincinnati	24	14	10	0.583	1		2013-14	
Smith, Barry	Knoxville	16	5	11	0.313	3		1992-96	
Snowden, John	Newfoundland	23	16	6	0.696	1	1	2018-19	
Sommer, Roy	Roanoke Valley	7	3	4	0.429	1		1991-92	
	Richmond	25	17	8	0.680	3	1	1992-96	
	Total	32	20	12	0.625	4	1		
Skalde, Jarrod	Cincinnati	21	10	11	0.476	2		2010-13	
St. Amour, Martin	San Diego	4	0	4	0.000	1		2005-06	
Stewart, Chris	Colorado	28	9	19	0.321	5		2011-16	
Stork, Dean	Greenville	37	17	20	0.459	4		2010-14	
Tapper, Brad	Adirondack	17	9	8	0.529	1		2017-18	
Taylor, Karl	Reading	17	8	9	0.471	2		2005-08	
	Ontario	7	3	4	0.429	1		2008-09	
	Total	24	11	13	0.458	3			

322 - All-Time Postseason Coaching Register

COACH	TEAM	GAMES				YEARS	CUP	
		COACHED	WINS	LOSSES	WIN %		WINS	CAREER
Thomas, Matt	Atlantic City	3	0	3	0.000	1		2004-05
	Fresno	30	15	15	0.500	3		2005-08
	Stockton	64	34	30	0.531	5		2008-13
	Cincinnati	11	5	6	0.455	1		2018-19
	Total	108	54	54	0.500	10		
Thompson, Brent	Alaska	17	13	4	0.765	2	1	2009-11
Vaive, Rick	South Carolina	43	25	18	0.581	5	1	1993-98
Vitucci, Nick	Toledo	30	11	19	0.367	4		2004-07, 09-13
Walby, Steffon	Mississippi	4	1	3	0.250	1		2007-08
Ward, Troy	Trenton	19	11	8	0.579	1		2000-01
Warsofsky, Ryan	South Carolina	26	12	14	0.462	2		2016-18
Watson, Brendan	Carolina	11	8	3	0.727	1	1	1988-89
Watson, Dan	Toledo	51	29	22	0.569	3		2016-19
Weber, Chuck	Cincinnati	71	45	26	0.634	4	2	2006-10
	Atlanta	4	0	4	0.000	1		2017-18
	Total	75	45	30	0.600	5	2	
White, Scott	Columbia	26	14	12	0.538	4		2001-05
Wiebe, Dan	Augusta	14	6	8	0.429	2		1997-00
Wiley, Jim	Lexington	3	0	3	0.000	1		2002-03
Wilkinson, Derek	Charlotte	43	19	24	0.442	6		2004-10
Williams, Vince	Orlando	12	4	8	0.333	2		2013-15
Woods, Bob	Mississippi	31	18	13	0.580	4		2001-05
Wroblewski, John	Gwinnett	14	7	7	0.500	2		2011-13
Young, Warren	Louisville (IceHawks)	26	12	14	0.462	3		1990-94
	Louisville (RiverFrogs)	3	0	3	0.000	1		1995-98
	Total	29	12	17	0.414	4		

POSTSEASON COACHING RECORDS

MOST CAREER PLAYOFF GAMES COACHED

- 108 - Matt Thomas, Atlantic City, 2004-05; Fresno, 2005-08; Stockton, 2009-13; Cincinnati, 2018-19
- 94 - Jason Christie, Peoria, 2000-04; Utah, 2006-08; Ontario, 2012-15; Jacksonville, 2018-19
 - John Brophy, Hampton Roads, 1989-2000
- 92 - Steve Martinson, San Diego, 2003-04; Elmira, 2007-10; Allen, 2014-18
- 85 - Davis Payne, Pee Dee, 2000-03; Alaska, 2003-07

MOST CAREER PLAYOFF WINS

- 55 - John Brophy, Hampton Roads, 1989-2000
- 54 - Matt Thomas, Atlantic City, 2004-05; Fresno, 2005-08; Stockton, 2009-13; Cincinnati, 2018-19
- 50 - Davis Payne, Pee Dee, 2000-03; Alaska, 2003-07
- 49 - Steve Martinson, San Diego, 2003-04; Elmira, 2007-10; Allen, 2014-18
- 45 - Brad Ralph, Idaho, 2012-15; Florida, 2016-19
 - Jason Christie, Peoria, 2000-04; Utah, 2006-08; Ontario, 2012-15; Jacksonville, 2018-19
 - John Marks, Charlotte, 1993-98; Greenville, 1998-2006
 - Chuck Weber, Cincinnati, 2006-10

MOST CAREER PLAYOFF LOSSES

- 54 - Matt Thomas, Atlantic City, 2004-05; Fresno, 2005-08; Stockton, 2009-13
- 49 - Jason Christie, Peoria, 2000-04; Utah, 2006-08; Ontario, 2012-15
- 43 - Steve Martinson, San Diego, 2003-04; Elmira, 2007-10; Allen, 2014-18
- 39 - John Brophy, Hampton Roads, 1989-2000
- 38 - Brad Ralph, Idaho, 2012-15; Florida, 2016-19
 - Malcolm Camerson, Cincinnati, 2002-03; Long Beach, 2004-06; Texas, 2006-08; Florida, 2008-10; Wichita, 2017-18

MOST CAREER PLAYOFF APPEARANCES

- 11 - John Brophy, Hampton Roads, 1989-2000
 - Jason Christie, Peoria, 2000-05; Utah, 2005-08; Ontario, 2011-15; Jacksonville, 2018-19
- 10 - Matt Thomas, Atlantic City, 2004-05; Fresno, 2005-08; Stockton 2008-13; Cincinnati, 2018-19
 - John Marks, Charlotte, 1993-98; Greenville, 1998-2006
- 9 - Jeff Pyle, Mobile, 1998-2002; Gwinnett, 2003-11
- 8 - Nick Bootland, Kalamazoo, 2009-19
 - Frank Anzalone, Roanoke, 1993-98; Pee Dee, 1999-2001, Johnstown, 2005-07
 - Malcolm Cameron, Cincinnati, 2002-03; Long Beach, 2004-06; Texas, 2006-08; Florida, 2008-10; Wichita, 2017-18
 - Steve Martinson, San Diego, 2003-04; Elmira, 2007-10; Allen, 2014-18

HIGHEST POSTSEASON CAREER COACHING WIN PERCENTAGE

- .765 - Brent Thompson, Alaska, 2009-11 (13-4)
- .727 - Aaron Schneekloth, Colorado, 2016-18 (32-12)
 - Brendan Watson, Carolina, 1988-89 (8-3)
- .696 - John Snowden, Newfoundland, 2018-19 (16-7)
- .682 - Don Granato, Columbus (Ohio), 1997-99 (1-3) and Peoria, 1999-2000 (14-4)

MOST ECHL CHAMPIONSHIPS

- 3 - John Brophy, Hampton Roads (1991, 1992 and 1998)
- 2 - Mike Haviland, Atlantic City (2003) and Trenton (2005)
 - John Marks, Charlotte (1996) and Greenville (2002)
 - Steve Martinson, Allen (2015 and 2016)
 - Chris McSorley, Toledo (1993 and 1994)
 - Aaron Schneekloth, Colorado (2017 and 2018)
 - Chuck Weber, Cincinnati (2008 and 2010)

SECTION 10 ATTENDANCE



Photo courtesy Toledo Walleye



Photo courtesy Newfoundland Growlers

The ECHL welcomed nearly 3.5 millions fans during its shortened 2019-20 season, and attracted an average of 4,327 per game, marking the 15th consecutive season the League has averaged over 4,000 fans per game. During the 2019 Kelly Cup Finals, the Toledo Walleye (top) sold out each of their three games at Huntington Center while the Newfoundland Growlers (bottom) welcomed a capacity crowd for their championship-clinching win in Game 6.

ECHL ATTENDANCE

Season	Regular Season			Playoffs			Total
	Games	Attendance	Average	Games	Attendance	Average	
2019-20	797	3,449,348	4,327	--	--	--	3,449,348
2018-19	972	4,320,570	4,445	86	384,094	4,466	4,704,664
2017-18	972	4,300,500	4,424	80	348,145	4,355	4,648,645
2016-17	972	4,132,784	4,251	85	342,462	4,028	4,475,246
2015-16	1,008	4,420,814	4,385	89	326,976	3,673	4,747,790
2014-15	1,008	4,635,201	4,598	95	343,865	3,619	4,979,066
2013-14	774	3,642,779	4,706	80	265,467	3,318	3,908,246
2012-13	828	3,887,521	4,695	83	270,467	3,258	4,157,988
2011-12	720	3,082,764	4,281	62	187,773	3,028	3,270,537
2010-11	684	2,967,752	4,339	63	183,916	2,919	3,151,668
2009-10	720	3,229,463	4,485	71	243,210	3,425	3,472,673
2008-09	779	3,317,017	4,258	85	307,687	3,619	3,624,704
2007-08	900	3,756,191	4,174	96	331,798	3,456	4,087,989
2006-07	900	3,752,804	4,170	79	261,246	3,307	4,014,050
2005-06	900	3,934,794	4,372	82	312,668	3,813	4,247,462
2004-05	1,008	4,035,770	4,004	66	259,446	3,931	4,295,216
2003-04	1,116	4,366,824	3,913	65	234,828	3,613	4,601,652
2002-03	972	3,645,201	3,750	61	134,501	2,205	3,779,702
2001-02	1,044	4,197,947	4,021	62	171,665	2,769	4,369,612
2000-01	900	3,887,299	4,319	73	219,082	3,001	4,106,381
1999-00	980	4,678,087	4,774	75	278,464	3,713	4,956,551
1998-99	945	4,583,682	4,850	67	261,291	3,900	4,844,973
1997-98	875	4,386,194	5,013	64	318,126	4,971	4,704,320
1996-97	805	4,244,656	5,273	59	319,958	5,423	4,564,614
1995-96	735	3,604,984	4,905	58	271,693	4,684	3,876,677
1994-95	612	3,250,707	5,312	62	273,531	4,412	3,524,238
1993-94	646	3,185,236	4,931	49	210,322	4,292	3,395,558
1992-93	479	2,155,798	4,501	35	148,729	4,249	2,304,527
1991-92	480	2,203,885	4,591	44	192,151	4,367	2,396,036
1990-91	352	1,433,439	4,072	30	128,713	4,290	1,562,152
1989-90	240	827,147	3,446	21	69,160	3,293	896,307
1988-89	150	Not Available	2,512		Not Available		

HIGHEST REGULAR SEASON GAME ATTENDANCE

TEAM	ATT	DATE	RESULT
Adirondack	5,484	Feb. 29, 2020 vs. Reading	2-4 L
Allen	5,816	Feb. 28, 2015 vs. Brampton	5-6 OTL
Atlanta	11,355	four times, most recent: Nov. 4, 2006 vs. Texas	6-3 W
Brampton	5,020	12 times, most recent: Dec. 4, 2019 vs. Worcester	0-2 L
Cincinnati	16,529	Feb. 27, 2016 vs. Indy	2-3 SOL
Florida	7,703	April 8, 2017 vs. Orlando	10-0 W
Fort Wayne	10,567	Feb. 8, 2020 vs. Tulsa	3-6 L
Greenville	10,037	Oct. 12, 2018 vs. Toledo	3-4 OTL
Idaho	5,631	Jan. 19, 2008 vs. Alaska	2-1 W
Indy	6,549	Jan. 14, 2017 vs. Tulsa	3-2 W
Jacksonville	12,836	Nov. 14, 2019 vs. Atlanta	4-5 L
Kalamazoo	5,576	Oct. 26, 2013 vs. Evansville	1-2 L
Kansas City	5,900	Dec. 31, 2018 vs. Wichita	5-4 W
Maine	5,291	Oct. 13, 2018 vs. Adirondack	3-6 L
Newfoundland	6,287	Oct. 12, 2018 vs. Florida	3-2 W
Norfolk	7,926	Mar. 7, 2020 vs. Brampton	4-5 OTL
Orlando	11,318	Nov. 5, 2019 vs. Jacksonville	2-0 W
Rapid City	5,119	four times, most recent: Feb. 12, 2020 vs. Allen	1-0 W
Reading	7,315	March 4, 2006 vs. Trenton	4-2 W
South Carolina	10,617	Jan. 25, 2014 vs. Florida	4-1 W
Toledo	11,222	Dec. 27, 2014 vs. Kalamazoo (outdoor game)	1-2 L
Tulsa	16,759	March 31, 2017 vs. Wichita	1-4 L
Utah	10,700	April 1, 2011 vs. Bakersfield	1-2 L
Wheeling	6,656	March 19, 1995 vs. Dayton	10-3 W
Wichita	13,175	March 30, 2018 vs. Tulsa	2-3 L
Worcester	12,135	Oct. 14, 2017 vs. Manchester	4-3 W

TOP 10 ALL-TIME REGULAR SEASON GAME ATTENDANCE

RANK	ATT.	DATE	TEAM	OPPONENT	RESULT	SCORE
1.	20,911	Jan. 15, 1994	Greensboro	Charlotte	W	7-1
2.	16,759	Mar. 31, 2017	Tulsa	Wichita	L	1-2
3.	16,529	Feb. 27, 2016	Cincinnati	Indy	SOL	2-3
4.	16,377	Jan. 7, 1995	Greensboro	Charlotte	L	2-4
5.	15,171	Jan. 22, 1994	Birmingham	Charlotte	W	3-1
6.	14,265	Mar. 18, 2016	Tulsa	Missouri	W	3-2
7.	14,108	Apr. 3, 1999	Greenville	Pee Dee	L	0-6
	14,108	Jan. 16, 1999	Greenville	Tallahassee	W	3-1
	14,108	Oct. 16, 1998	Greenville	Charlotte	W	9-6
10.	14,025	Jan. 6, 2018	Cincinnati	Wheeling	W	4-2

TOP 10 ALL-TIME PLAYOFF GAME ATTENDANCE

RANK	ATT	DATE	TEAM	OPPONENT	RESULT	SCORE
1.	13,438	May 21, 2010	Cincinnati	Idaho	W	2-1
2.	12,722	June 5, 2008	Cincinnati	Las Vegas	W	3-1
3.	11,800	May 11, 1997	Louisiana	South Carolina	L	4-6
4.	11,800	May 9, 1997	Louisiana	South Carolina	L	4-7
5.	11,800	May 7, 1997	Louisiana	South Carolina	W	5-4
6.	11,800	Apr. 28, 1997	Louisiana	Peoria	L	3-10
7.	11,754	Apr. 6, 1997	Louisiana	Mobile	W	5-4
8.	11,042	Apr. 5, 1996	Louisiana	Jacksonville	L	2-5
9.	10,460	Apr. 25, 1998	Louisiana	Pensacola	W	3-1
10.	10,220	Apr. 2, 1997	Louisiana	Mobile	W	4-2

TOP 10 REGULAR SEASON AVERAGE ATTENDANCE

RANK	TEAM	YEAR	TOTAL	AVERAGE
1.	Louisiana	1996-97	400,185	11,433
2.	Louisiana	1997-98	391,862	11,196
3.	Louisiana	1998-99	345,003	9,857
4.	Louisiana	1995-96	342,154	9,776
5.	Cincinnati	1991-92	303,126	9,473
6.	Greenville	1998-99	324,417	9,269
7.	South Carolina	1993-94	311,148	9,151
8.	South Carolina	1994-95	292,050	8,589
9.	Ontario	2013-14	293,670	8,158
10.	Charlotte	1993-94	276,430	8,130

HIGHEST POSTSEASON GAME ATTENDANCE

TEAM	ATT	DATE	RESULT
Adirondack	3,609	April 21, 2018 vs. Worcester	L 5-6
Allen	6,125	June 14, 2015 vs. South Carolina	W 6-1
Atlanta	4,831	May 29, 2006 vs. Alaska	L 4-5
Brampton	3,187	April 22, 2017 vs. Reading	W 2-1 (2OT)
Cincinnati	13,438	May 21, 2010 vs. Idaho	W 2-1
Florida	7,805	June 1, 2005 vs. Trenton	L 1-4
Fort Wayne	7,598	May 19, 2018 vs. Colorado	L 3-4 (OT)
Greenville	3,827	April 21, 2017 vs. South Carolina	L 2-4
Idaho	5,771	May 21, 2004 vs. Florida	L 2-3 (OT)
Indy	2,404	April 18, 2018 vs. Toledo	L 1-3
Jacksonville	7,719	April 19, 2019 vs. Florida	W 3-1
Kalamazoo	3,863	May 20, 2011 vs. Alaska	L 5-7
Kansas City	5,800	April 30, 2016 vs. Allen	W 5-2
Newfoundland	6,287	June 4, 2019 vs. Toledo	W 4-3
Orlando	8,243	April 22, 2017 vs. Florida	W 3-0
Rapid City	3,345	May 9, 2015 vs. Allen	L 4-7
Reading	5,640	May 5, 2004 vs. Florida	W 4-1
South Carolina	9,924	March 31, 1995 vs. Johnstown	W 5-3
Toledo	8,558	June 1, 2019 vs. Newfoundland	W 3-2
Tulsa	6,431	May 17, 2019 vs. Toledo	L 2-1 (OT)
Utah	5,369	April 23, 2016 vs. Colorado	W 7-2
Wheeling	6,202	April 17, 1993 vs. Toledo	L 2-4
Wichita	2,623	April 15, 2018 vs. Colorado	L 1-2 (OT)
Worcester	4,216	April 15, 2018 vs. Adirondack	L 1-3

ALL-TIME RILEY/KELLY CUP FINALS SELLOUTS

RANK	ATT.	CAP.	PCT.	DATE	TEAM	OPPONENT	GAME	RESULT
1.	8,079	6,712	120.36%	June 4, 2017	South Carolina	Colorado	Game 3	L 4-5 (OT)
2.	5,771	5,006	115.28%	May 21, 2004	Idaho	Florida	Game 4	L 2-3 (OT)
3.	8,558	7,431	115.17%	June 1, 2019	Toledo	Newfoundland	Game 5	W 3-2
4.	6,202	5,406	114.72%	Apr. 17, 1993	Wheeling	Toledo	Game 5	L 2-4
5.	8,504	7,431	114.43%	May 31, 2019	Toledo	Newfoundland	Game 4	L 2-4
6.	8,472	7,431	114.01%	May 29, 2019	Toledo	Newfoundland	Game 3	W 4-1
7.	13,438	12,056	111.46%	May 21, 2010	Cincinnati	Idaho	Game 5	W 2-1
8.	7,805	7,080	110.24%	June 1, 2005	Florida	Trenton	Game 6	L 1-4
9.	5,374	5,006	107.35%	May 22, 2004	Idaho	Florida	Game 5	W 5-2
10.	7,701	7,186	107.17%	June 9, 2018	Florida	Colorado	Game 7	L 2-3
11.	6,610	6,251	105.74%	June 4, 2009	Alaska	South Carolina	Game 6	W 3-2
12.	6,610	6,251	105.74%	June 5, 2009	Alaska	South Carolina	Game 7	L 2-4
13.	12,722	12,056	105.50%	June 5, 2008	Cincinnati	Las Vegas	Game 6	W 3-1
14.	7,465	7,080	105.44%	May 21, 2005	Florida	Trenton	Game 1	L 0-7
15.	5,278	5,006	105.43%	May 19, 2004	Idaho	Florida	Game 3	W 1-0 (OT)
16.	7,427	7,080	104.90%	May 15, 2004	Florida	Idaho	Game 2	L 4-6
17.	7,374	7,080	104.15%	May 14, 2004	Florida	Idaho	Game 1	L 1-5
18.	6,482	6,251	103.70%	May 22, 2009	Alaska	South Carolina	Game 1	L 2-4
19.	6,599	6,399	103.13%	May 14, 2011	Alaska	Kalamazoo	Game 1	W 5-0
20.	6,599	6,399	103.13%	May 15, 2011	Alaska	Kalamazoo	Game 2	W 3-2 (OT)
21.	5,316	5,160	103.02%	Apr. 18, 1993	Toledo	Wheeling	Game 6	W 7-6 (OT)
22.	5,316	5,160	103.02%	Apr. 16, 1993	Toledo	Wheeling	Game 4	W 7-5
23.	6,396	6,251	102.32%	May 23, 2009	Alaska	South Carolina	Game 2	W 3-1
24.	5,439	5,344	101.78%	June 3, 2016	Wheeling	Allen	Game 4	L 2-4
25.	7,290	7,186	101.45%	May 23, 2012	Florida	Las Vegas	Game 5	W 3-2 (OT)
26.	11,800	11,700	100.85%	May 11, 1997	Louisiana	South Carolina	Game 5	L 4-6
27.	11,800	11,700	100.85%	May 9, 1997	Louisiana	South Carolina	Game 4	L 4-7
28.	11,800	11,700	100.85%	May 7, 1997	Louisiana	South Carolina	Game 3	W 5-4
29.	6,329	6,287	100.67%	June 4, 2019	Newfoundland	Toledo	Game 6	W 4-3
30.	6,438	6,399	100.61%	May 31, 2014	Alaska	Cincinnati	Game 2	L 1-2
31.	10,019	9,972	100.47%	May 1, 1995	Richmond	Greensboro	Game 5	W 3-2
32.	7,111	7,080	100.43%	May 22, 2005	Florida	Trenton	Game 2	L 1-2
33.	8,157	8,150	100.09%	May 9, 1998	Pensacola	Hampton Roads	Game 2	L 1-3
34.	8,156	8,150	100.07%	May 20, 1998	Pensacola	Hampton Roads	Game 6	L 1-4
35.	6,253	6,251	100.03%	May 25, 2006	Alaska	Gwinnett	Game 2	W 3-2
36.	9,150	9,150	100.00%	May 30, 1999	Mississippi	Richmond	Game 7	W 4-3 (OT)
37.	8,974	8,974	100.00%	May 18, 1998	Hampton Roads	Pensacola	Game 5	W 7-3
38.	8,150	8,150	100.00%	May 8, 1998	Pensacola	Hampton Roads	Game 1	W 7-4
39.	6,251	6,251	100.00%	May 24, 2006	Alaska	Gwinnett	Game 1	W 4-3
40.	5,289	5,289	100.00%	May 26, 2017	Colorado	South Carolina	Game 1	W 3-2 (2 OT)
41.	5,289	5,289	100.00%	May 28, 2017	Colorado	South Carolina	Game 2	W 3-2
42.	5,289	5,289	100.00%	May 27, 2018	Colorado	Florida	Game 2	L 3-4
43.	5,289	5,289	100.00%	June 6, 2018	Colorado	Florida	Game 6	W 4-2

2019-20 REGULAR SEASON ATTENDANCE

TEAM	TOTAL	GP	AVG	TEAM	TOTAL	GP	AVG
Fort Wayne	242,700	30	8,090	Worcester	118,154	29	4,074
Toledo	208,351	28	7,448	Allen	124,034	31	4,001
Jacksonville	171,217	29	5,904	Indy	120,610	31	3,891
Orlando	174,579	31	5,632	Rapid City	111,312	30	3,710
Florida	177,453	33	5,377	Newfoundland	109,283	30	3,643
Cincinnati	171,748	34	5,051	Reading	106,398	31	3,432
Tulsa	164,950	33	4,998	Adirondack	103,610	32	3,238
Idaho	158,527	33	4,804	Greenville	97,007	30	3,234
Kansas City	153,055	32	4,783	Norfolk	99,284	31	3,203
Utah	138,563	29	4,778	Kalamazoo	90,037	30	3,001
Wichita	136,647	29	4,712	Maine	88,602	33	2,685
South Carolina	117,582	28	4,199	Brampton	71,120	29	2,452
Atlanta	126,323	31	4,075	Wheeling	68,023	30	2,267
				LEAGUE	3,449,348	797	4,327

2018-19 REGULAR SEASON ATTENDANCE

TEAM	TOTAL	GP	AVG	TEAM	TOTAL	GP	AVG
Fort Wayne	285,581	36	7,932	Greenville	151,402	36	4,206
Toledo	280,170	36	7,783	Indy	149,613	36	4,156
Jacksonville	215,746	36	5,993	Allen	146,617	36	4,073
Tulsa	207,429	36	5,762	Newfoundland	136,224	36	3,784
Wichita	204,458	36	5,679	Norfolk	129,254	36	3,590
Orlando	202,024	36	5,612	Adirondack	122,729	36	3,409
Florida	201,097	36	5,586	Reading	113,978	36	3,166
Utah	197,845	36	5,496	Maine	107,926	36	2,998
Cincinnati	182,461	36	5,068	Rapid City	104,289	36	2,897
Kansas City	174,935	36	4,859	Brampton	101,377	36	2,816
Atlanta	168,700	36	4,686	Kalamazoo	97,936	36	2,720
Idaho	163,403	36	4,539	Manchester	88,504	36	2,458
South Carolina	152,991	36	4,250	Wheeling	81,541	36	2,265
Worcester	152,370	36	4,233	LEAGUE	4,320,570	972	4,445

2017-18 REGULAR SEASON ATTENDANCE

TEAM	TOTAL	GP	AVG	TEAM	TOTAL	GP	AVG
Fort Wayne	280,241	36	7,784	Allen	146,946	36	4,082
Toledo	273,613	36	7,600	Greenville	144,900	36	4,025
Tulsa	217,111	36	6,031	South Carolina	141,164	36	3,921
Jacksonville	206,222	36	5,728	Indy	140,872	36	3,913
Utah	203,990	36	5,666	Quad City	124,208	36	3,450
Florida	197,444	36	5,485	Reading	123,518	36	3,431
Orlando	196,582	36	5,461	Adirondack	114,892	36	3,191
Wichita	182,578	36	5,072	Rapid City	109,892	36	3,053
Colorado	180,916	36	5,072	Brampton	108,696	36	3,019
Cincinnati	178,710	36	4,964	Manchester	100,543	36	3,019
Kansas City	176,029	36	4,548	Kalamazoo	98,111	36	2,725
Idaho	163,743	36	4,548	Norfolk	93,674	36	2,602
Worcester	158,132	36	4,393	Wheeling	86,035	36	2,309
Atlanta	151,738	36	4,215	LEAGUE	4,300,500	972	4,424

2016-17 REGULAR SEASON ATTENDANCE

TEAM	TOTAL	GP	AVG	TEAM	TOTAL	GP	AVG
Fort Wayne	272,456	36	7,568	Quad City	141,418	36	3,928
Toledo	254,660	36	7,074	Reading	140,764	36	3,910
Tulsa	219,971	36	6,110	South Carolina	134,434	36	3,734
Orlando	197,912	36	5,498	Alaska	130,430	36	3,623
Utah	192,949	36	5,360	Indy	129,287	36	3,591
Florida	190,215	36	5,284	Manchester	128,863	36	3,580
Missouri	182,447	36	5,068	Rapid City	119,563	36	3,321
Colorado	171,039	36	4,751	Brampton	111,813	36	3,106
Atlanta	170,573	36	4,738	Norfolk	107,414	36	2,984
Wichita	168,801	36	4,689	Adirondack	101,883	36	2,830
Allen	156,234	36	4,340	Wheeling	95,419	36	2,651
Idaho	153,119	36	4,253	Kalamazoo	83,992	36	2,333
Cincinnati	151,697	36	4,214	Elmira	82,815	36	2,300
Greenville	142,616	36	3,962	LEAGUE	4,132,784	972	4,251

2015-16 REGULAR SEASON ATTENDANCE

TEAM	TOTAL	GP	AVG	TEAM	TOTAL	GP	AVG
Fort Wayne	269,143	36	7,484	Idaho	151,111	36	4,198
Toledo	251,369	36	6,982	Evansville	145,545	36	4,043
Orlando	224,131	36	6,226	South Carolina	142,437	36	3,957
Tulsa	219,215	36	6,089	Indy	138,825	36	3,856
Florida	187,705	36	5,214	Alaska	137,854	36	3,829
Missouri	185,531	36	5,154	Norfolk	135,599	36	3,767
Utah	183,415	36	5,095	Reading	135,004	36	3,750
Atlanta	177,935	36	4,943	Rapid City	133,800	36	3,717
Colorado	176,611	36	4,906	Greenville	131,698	36	3,658
Wichita	168,563	36	4,682	Wheeling	100,627	36	2,795
Manchester	166,403	36	4,622	Elmira	100,251	36	2,785
Allen	164,559	36	4,571	Brampton	100,216	36	2,784
Cincinnati	164,333	36	4,565	Adirondack	88,630	36	2,462
Quad City	157,296	36	4,369	Kalamazoo	82,738	36	2,298
				LEAGUE	4,420,814	1,008	4,385

2014-15 REGULAR SEASON ATTENDANCE

TEAM	TOTAL	GP	AVG	TEAM	TOTAL	GP	AVG
Ontario	280,866	36	7,802	Alaska	157,197	36	4,367
Fort Wayne	261,976	36	7,277	Cincinnati	156,325	36	4,342
Toledo	231,847	36	6,440	Reading	150,903	36	4,192
Orlando	223,518	36	6,209	Allen	147,454	36	4,096
Tulsa	197,249	36	5,479	Idaho	145,067	36	4,030
Missouri	191,427	36	5,317	South Carolina	143,240	36	3,979
Colorado	190,395	36	5,289	Quad City	140,885	36	3,913
Florida	187,397	36	5,205	Rapid City	138,826	36	3,856
Evansville	180,688	36	5,019	Indy	133,921	36	3,720
Wichita	180,255	36	5,007	Greenville	130,299	36	3,619
Gwinnett	177,365	36	4,927	Kalamazoo	97,320	36	2,703
Utah	177,067	36	4,927	Brampton	92,578	36	2,572
Bakersfield	172,777	36	4,799	Elmira	92,056	36	2,557
Stockton	166,368	36	4,621	Wheeling	89,953	36	2,499
				LEAGUE	4,635,201	1,008	4,598

2013-14 REGULAR SEASON ATTENDANCE

TEAM	TOTAL	GP	AVG	TEAM	TOTAL	GP	AVG
Ontario	293,670	36	8,158	Las Vegas	164,889	36	4,581
Fort Wayne	259,594	36	7,211	Cincinnati	152,249	36	4,229
Orlando	228,772	36	6,355	Reading	147,140	36	4,087
Toledo	216,797	36	6,022	Idaho	143,909	36	3,997
Evansville	193,272	36	5,369	South Carolina	137,247	36	3,812
Colorado	190,404	36	5,289	Greenville	123,496	36	3,430
Gwinnett	186,170	36	5,171	Kalamazoo	112,969	36	3,138
Florida	181,627	36	5,045	Elmira	94,628	36	2,629
Utah	180,112	36	5,003	San Francisco	41,263	18	2,292
Bakersfield	174,930	36	4,859	Wheeling	81,071	36	2,252
Stockton	172,283	36	4,786	LEAGUE	3,642,779	774	4,706
Alaska	166,277	36	4,619				

2012-13 REGULAR SEASON ATTENDANCE

TEAM	TOTAL	GP	AVG	TEAM	TOTAL	GP	AVG
Fort Wayne	272,983	36	7,583	Las Vegas	164,193	36	4,561
Ontario	272,695	36	7,575	Cincinnati	160,087	36	4,447
Orlando	240,057	36	6,668	San Francisco	149,920	36	4,164
Toledo	226,743	36	6,298	Reading	144,840	36	4,023
Stockton	197,459	36	5,485	Idaho	143,522	36	3,987
Gwinnett	195,740	36	5,437	Greenville	129,784	36	3,605
Evansville	194,929	36	5,415	South Carolina	126,992	36	3,528
Colorado	190,404	36	5,289	Kalamazoo	117,085	36	3,252
Florida	184,162	36	5,116	Trenton	92,820	36	2,578
Alaska	172,180	36	4,783	Wheeling	89,570	36	2,488
Utah	166,401	36	4,622	Elmira	88,713	36	2,464
Bakersfield	166,242	36	4,618	LEAGUE	3,887,521	828	4,695

2011-12 REGULAR SEASON ATTENDANCE

TEAM	TOTAL	GP	AVG	TEAM	TOTAL	GP	AVG
Ontario	227,123	36	6,309	Las Vegas	156,208	36	4,339
Toledo	225,060	36	6,252	Cincinnati	150,852	36	4,190
Stockton	212,988	36	5,916	Idaho	140,577	36	3,905
Colorado	190,404	36	5,289	Elmira	119,502	36	3,320
Gwinnett	185,794	36	5,161	Greenville	118,774	36	3,299
Florida	180,139	36	5,004	South Carolina	117,051	36	3,251
Bakersfield	178,662	36	4,963	Kalamazoo	109,501	36	3,042
Alaska	160,182	36	4,450	Trenton	108,470	36	3,013
Utah	158,824	36	4,412	Wheeling	95,234	36	2,645
Reading	157,146	36	4,365	Chicago	90,273	36	2,508
				LEAGUE	3,082,764	720	4,281

2010-11 REGULAR SEASON ATTENDANCE

TEAM	TOTAL	GP	AVG	TEAM	TOTAL	GP	AVG
Ontario	240,596	36	6,683	Idaho	144,649	36	4,018
Stockton	229,751	36	6,382	Las Vegas	141,649	36	3,940
Toledo	214,311	36	5,953	Victoria	133,829	36	3,717
Florida	187,526	36	5,209	Greenville	131,536	36	3,654
Gwinnett	184,596	36	5,128	Elmira	125,796	36	3,494
Bakersfield	184,216	36	5,117	South Carolina	122,351	36	3,399
Reading	164,437	36	4,568	Kalamazoo	117,885	36	3,275
Utah	163,813	36	4,550	Wheeling	88,834	36	2,468
Alaska	156,619	36	4,351	Trenton	86,040	36	2,390
Cincinnati	149,141	36	4,143	LEAGUE	2,967,752	684	4,338

2009-10 REGULAR SEASON ATTENDANCE

TEAM	TOTAL	GP	AVG	TEAM	TOTAL	GP	AVG
Ontario	232,223	36	6,451	Victoria	157,299	36	4,369
Toledo	226,575	36	6,294	Las Vegas	156,591	36	4,350
Stockton	217,098	36	6,031	Utah	148,300	36	4,119
Charlotte	198,643	36	5,518	Idaho	142,146	36	3,949
Florida	196,675	36	5,463	Cincinnati	139,919	36	3,887
Bakersfield	189,527	36	5,265	Elmira	131,797	36	3,661
Gwinnett	185,978	36	5,166	Kalamazoo	123,602	36	3,433
Reading	177,934	36	4,943	Wheeling	98,173	36	2,727
South Carolina	173,669	36	4,824	Trenton	90,311	36	2,509
Alaska	169,101	36	4,697	Johnstown	73,902	36	2,053
				LEAGUE	3,229,463	720	4,485

2008-09 REGULAR SEASON ATTENDANCE

TEAM	TOTAL	GP	AVG	TEAM	TOTAL	GP	AVG
Stockton	223,854	36	6,218	Dayton	132,454	36	3,679
Ontario	210,801	36	5,856	Utah	131,622	36	3,656
Florida	202,774	36	5,633	Elmira	119,962	36	3,332
Gwinnett	200,122	36	5,559	Fresno	52,549	16	3,284
Bakersfield	199,628	36	5,545	Mississippi	113,632	36	3,156
Charlotte	191,208	36	5,311	Cincinnati	111,750	36	3,104
Reading	180,180	36	5,005	Phoenix	108,890	36	3,025
South Carolina	180,048	36	5,001	Wheeling	105,215	36	2,923
Victoria	177,244	36	4,923	Trenton	99,144	36	2,754
Alaska	168,547	36	4,682	Augusta	19,053	7	2,722
Las Vegas	166,358	36	4,621	Johnstown	79,642	36	2,212
Idaho	142,340	36	3,954	LEAGUE	3,317,017	779	4,258

2007-08 REGULAR SEASON ATTENDANCE

TEAM	TOTAL	GP	AVG	TEAM	TOTAL	GP	AVG
Stockton	239,337	36	6,648	Utah	138,018	36	3,834
Florida	217,185	36	6,033	Dayton	131,881	36	3,663
Charlotte	215,215	36	5,978	Elmira	126,905	36	3,525
Gwinnett	203,624	36	5,656	Phoenix	120,495	36	3,347
Bakersfield	202,596	36	5,628	Trenton	119,344	36	3,315
Reading	195,481	36	5,430	Columbia	110,018	36	3,056
Fresno	181,271	36	5,035	Augusta	102,044	36	2,835
South Carolina	180,309	36	5,009	Wheeling	101,837	36	2,829
Las Vegas	178,921	36	4,970	Pensacola	100,943	36	2,804
Victoria	175,354	36	4,871	Cincinnati	90,832	36	2,523
Alaska	169,820	36	4,717	Johnstown	84,459	36	2,346
Idaho	158,005	36	4,389	Texas	73,884	36	2,052
Mississippi	138,413	36	3,845	LEAGUE	3,756,191	900	4,174

2006-07 REGULAR SEASON ATTENDANCE

TEAM	TOTAL	GP	AVG	TEAM	TOTAL	GP	AVG
Stockton	244,085	36	6,780	Toledo	141,358	36	3,927
Florida	224,945	36	6,248	Phoenix	133,609	36	3,711
Charlotte	213,647	36	5,935	Dayton	131,196	36	3,644
Bakersfield	210,531	36	5,848	Trenton	126,544	36	3,515
Gwinnett	203,550	36	5,654	Columbia	115,230	36	3,201
Reading	193,238	36	5,368	Pensacola	107,271	36	2,980
Alaska	185,487	36	5,152	Wheeling	104,909	36	2,914
Fresno	184,187	36	5,116	Johnstown	93,190	36	2,589
Las Vegas	182,691	36	5,075	Augusta	92,042	36	2,557
South Carolina	180,189	36	5,005	Long Beach	80,270	36	2,230
Idaho	156,687	36	4,352	Texas	76,612	36	2,128
Victoria	152,911	36	4,248	Cincinnati	66,396	36	1,844
Utah	152,029	36	4,223	LEAGUE	3,752,804	900	4,170

2005-06 REGULAR SEASON ATTENDANCE

TEAM	TOTAL	GP	AVG	TEAM	TOTAL	GP	AVG
Stockton	228,364	36	6,343	Victoria	152,286	36	4,230
Florida	224,628	36	6,239	Toledo	142,931	36	3,970
San Diego	210,305	36	5,841	Utah	138,394	36	3,844
Charlotte	210,132	36	5,837	Phoenix	132,985	36	3,694
Bakersfield	201,729	36	5,603	Dayton	124,406	36	3,455
Reading	200,465	36	5,568	Columbia	124,182	36	3,449
Las Vegas	199,131	36	5,531	Greenville	123,968	36	3,443
Gwinnett	198,873	36	5,524	Wheeling	108,286	36	3,007
South Carolina	180,000	36	5,000	Pensacola	106,805	36	2,996
Alaska	175,797	36	4,883	Augusta	102,376	36	2,843
Fresno	160,776	36	4,466	Long Beach	88,865	36	2,468
Idaho	157,135	36	4,364	Johnstown	87,160	36	2,421
Trenton	154,815	36	4,300	LEAGUE	3,934,794	900	4,372

2004-05 REGULAR SEASON ATTENDANCE

TEAM	TOTAL	GP	AVG	TEAM	TOTAL	GP	AVG
Florida	223,479	36	6,207	Columbia	135,984	36	3,777
Gwinnett	217,643	36	6,045	Toledo	130,971	36	3,638
San Diego	204,412	36	5,678	Greenville	130,427	36	3,622
Reading	194,865	36	5,412	Mississippi	123,321	36	3,425
Bakersfield	194,723	36	5,408	Dayton	112,243	36	3,117
Las Vegas	186,970	36	5,193	Augusta	111,261	36	3,090
Charlotte	181,746	36	5,048	Long Beach	110,074	36	3,057
Trenton	180,721	36	5,020	Wheeling	105,983	36	2,943
South Carolina	177,880	36	4,941	Pee Dee	95,790	36	2,660
Peoria	172,274	36	4,785	Atlantic City	88,334	36	2,453
Alaska	170,478	36	4,735	Johnstown	85,790	36	2,383
Fresno	166,225	36	4,617	Victoria	82,431	36	2,289
Idaho	161,506	36	4,486	Louisiana	77,796	36	2,161
Pensacola	141,547	36	3,931	Texas	70,896	36	1,969
				LEAGUE	4,035,770	1,008	4,004

2003-04 REGULAR SEASON ATTENDANCE

TEAM	TOTAL	GP	AVG	TEAM	TOTAL	GP	AVG
Florida	223,732	36	6,214	Pensacola	130,226	36	3,617
Reading	193,367	36	5,371	Dayton	124,609	36	3,461
Peoria	183,636	36	5,101	Louisiana	122,332	36	3,398
Trenton	182,149	36	5,059	Mississippi	119,847	36	3,329
South Carolina	182,030	36	5,056	Greensboro	117,714	36	3,269
Gwinnett	181,231	36	5,034	Atlantic City	115,836	36	3,217
San Diego	180,982	36	5,027	Augusta	107,299	36	2,980
Las Vegas	179,346	36	4,981	Roanoke	105,062	36	2,918
Fresno	170,733	36	4,742	Texas	103,831	36	2,884
Greenville	166,219	36	4,617	Wheeling	102,076	36	2,835
Charlotte	162,618	36	4,517	Long Beach	94,494	36	2,624
Idaho	162,491	36	4,513	Johnstown	91,837	36	2,551
Bakersfield	162,491	36	4,513	Columbus	90,885	36	2,524
Alaska	156,257	36	4,340	Florence	90,208	36	2,505
Columbia	147,145	36	4,087	Cincinnati	79,366	36	2,204
Toledo	136,775	36	3,799	LEAGUE	4,366,824	1,116	3,913

2002-03 REGULAR SEASON ATTENDANCE

TEAM	TOTAL	GP	AVG	TEAM	TOTAL	GP	AVG
Florida	224,839	36	6,245	Dayton	124,662	36	3,462
Reading	208,430	36	5,789	Greensboro	122,992	36	3,416
South Carolina	205,441	36	5,706	Arkansas	115,637	36	3,212
Peoria	194,192	36	5,394	Atlantic City	115,397	36	3,205
Greenville	190,904	36	5,302	Mississippi	111,591	36	3,099
Trenton	190,768	36	5,299	Pee Dee	107,689	36	2,991
Charlotte	159,741	36	4,437	Wheeling	105,680	36	2,935
Toledo	153,275	36	4,257	Columbus	104,153	36	2,893
Louisiana	144,071	36	4,001	Roanoke	92,337	36	2,564
Columbia	140,671	36	3,907	Lexington	85,275	36	2,368
Augusta	138,111	36	3,836	Johnstown	80,792	36	2,244
Cincinnati	131,144	36	3,642	Jackson	78,568	36	2,182
Pensacola	129,099	36	3,586	Baton Rouge	62,049	36	1,723
Richmond	127,693	36	3,547	LEAGUE	3,645,201	972	3,750

2001-02 REGULAR SEASON ATTENDANCE

TEAM	TOTAL	GP	AVG	TEAM	TOTAL	GP	AVG
Florida	238,296	36	6,619	Atlantic City	136,632	36	3,795
Greenville	221,337	36	6,148	Mississippi	127,754	36	3,548
Reading	217,624	36	6,045	Jackson	121,005	36	3,361
Trenton	213,559	36	5,932	Pee Dee	120,200	36	3,338
South Carolina	203,668	36	5,657	Wheeling	116,994	36	3,249
Louisiana	179,657	36	4,990	Cincinnati	110,493	36	3,069
Peoria	168,690	36	4,685	Roanoke	109,229	36	3,034
Charlotte	164,409	36	4,566	Columbus	108,726	36	3,020
Richmond	159,842	36	4,440	Arkansas	106,258	36	2,951
New Orleans	157,871	36	4,385	Greensboro	102,601	36	2,850
Augusta	154,078	36	4,279	Macon	100,480	36	2,791
Dayton	153,877	36	4,274	Mobile	94,253	36	2,618
Toledo	152,754	36	4,243	Baton Rouge	89,385	36	2,482
Columbia	150,407	36	4,177	Johnstown	80,758	36	2,243
Pensacola	137,110	36	3,808	LEAGUE	4,197,947	1,044	4,021

2000-01 REGULAR SEASON ATTENDANCE

TEAM	TOTAL	GP	AVG	TEAM	TOTAL	GP	AVG
Florida	255,123	36	7,086	Mississippi	145,324	36	4,036
Greenville	252,559	36	7,015	Pee Dee	144,498	36	4,013
Trenton	241,039	36	6,695	Jackson	142,858	36	3,968
Louisiana	226,611	36	6,294	Mobile	127,543	36	3,542
South Carolina	216,126	36	6,003	Arkansas	122,910	36	3,414
Peoria	185,546	36	5,154	Roanoke	116,660	36	3,240
New Orleans	172,026	36	4,778	Baton Rouge	108,124	36	3,003
Toledo	168,116	36	4,669	Tallahassee	100,972	36	2,804
Charlotte	167,937	36	4,664	Greensboro	100,316	36	2,786
Augusta	160,851	36	4,468	Wheeling	98,880	36	2,746
Richmond	160,429	36	4,456	Birmingham	93,536	36	2,598
Pensacola	148,141	36	4,115	Johnstown	85,329	36	2,370
Dayton	145,845	36	4,051	LEAGUE	3,887,299	900	4,319

1999-2000 REGULAR SEASON ATTENDANCE

TEAM	TOTAL	GP	AVG	TEAM	TOTAL	GP	AVG
Greenville	280,003	35	8,000	Roanoke	158,764	35	4,536
Louisiana	277,825	35	7,937	Charlotte	157,552	35	4,501
Florida	249,226	35	7,120	Birmingham	149,830	35	4,280
Trenton	247,904	35	7,082	Dayton	147,081	35	4,202
New Orleans	219,513	35	6,271	Mobile	146,220	35	4,177
South Carolina	213,400	35	6,097	Jackson	143,781	35	4,108
Hampton Roads	204,980	35	5,856	Arkansas	139,170	35	3,976
Pee Dee	180,780	35	5,165	Jacksonville	135,436	35	3,869
Pensacola	176,022	35	5,029	Baton Rouge	132,522	35	3,786
Peoria	169,621	35	4,846	Greensboro	114,510	35	3,271
Richmond	167,956	35	4,798	Wheeling	104,184	35	2,976
Augusta	166,874	35	4,767	Tallahassee	95,509	35	2,728
Toledo	165,782	35	4,736	Johnstown	84,401	35	2,411
Mississippi	165,743	35	4,735	Huntington	83,498	35	2,385
				LEAGUE	4,678,087	980	4,774

1998-99 REGULAR SEASON ATTENDANCE

TEAM	TOTAL	GP	AVG	TEAM	TOTAL	GP	AVG
Louisiana	345,003	35	9,857	Dayton	158,492	35	4,528
Greenville	324,417	35	9,269	Birmingham	156,015	35	4,457
South Carolina	230,743	35	6,592	Baton Rouge	155,150	35	4,432
Florida	230,743	35	6,370	Columbus	154,264	35	4,407
Hampton Roads	215,225	35	6,149	Jacksonville	143,062	35	4,087
Pensacola	213,690	35	6,105	Tallahassee	136,455	35	3,898
Pee Dee	200,174	35	5,719	New Orleans	136,430	35	3,898
Richmond	193,360	35	5,524	Mobile	135,609	35	3,874
Augusta	190,525	35	5,443	Wheeling	121,155	35	3,461
Charlotte	178,446	35	5,098	Johnstown	84,159	35	2,404
Mississippi	175,030	35	5,000	Chesapeake	82,152	35	2,347
Toledo	173,601	35	4,960	Huntington	78,860	35	2,253
Roanoke	165,929	35	4,740	Miami	52,191	35	1,491
Peoria	160,567	35	4,587	LEAGUE	4,583,682	945	4,850

1997-98 REGULAR SEASON ATTENDANCE

TEAM	TOTAL	GP	AVG	TEAM	TOTAL	GP	AVG
Louisiana	391,862	35	11,196	Birmingham	167,844	35	4,795
Pensacola	246,554	35	7,044	Peoria	163,821	35	4,680
South Carolina	243,952	35	6,970	Mobile	159,552	35	4,558
Hampton Roads	229,188	35	6,546	Jacksonville	155,402	35	4,440
Mississippi	228,188	35	6,519	New Orleans	155,143	35	4,432
Richmond	215,024	35	6,143	Dayton	146,531	35	4,186
Charlotte	210,190	35	6,005	Louisville	133,483	35	3,813
Roanoke	192,653	35	5,504	Wheeling	119,887	35	3,425
Pee Dee	187,450	35	5,355	Johnstown	95,304	35	2,722
Baton Rouge	180,771	35	5,164	Chesapeake	92,762	35	2,650
Columbus	176,251	35	5,035	Huntington	89,736	35	2,563
Toledo	169,404	35	4,840	Raleigh	66,974	35	1,913
Tallahassee	168,327	35	4,809	LEAGUE	4,386,194	875	5,013

1996-97 REGULAR SEASON ATTENDANCE

TEAM	TOTAL	GP	AVG	TEAM	TOTAL	GP	AVG
Louisiana	400,185	35	11,433	Mobile	172,101	35	4,917
South Carolina	260,471	35	7,442	Toledo	169,775	35	4,850
Charlotte	251,581	35	7,188	Peoria	163,313	35	4,660
Hampton Roads	241,335	35	6,895	Louisville	143,781	35	4,108
Mississippi	233,069	35	6,659	Wheeling	127,574	35	3,644
Richmond	226,780	35	6,479	Knoxville	120,612	35	3,446
Tallahassee	222,843	35	6,366	Jacksonville	118,047	35	3,372
Pensacola	216,600	35	6,188	Dayton	111,417	35	3,183
Baton Rouge	210,134	35	6,003	Raleigh	108,194	35	3,091
Roanoke	193,272	35	5,522	Johnstown	99,701	35	2,848
Columbus	191,559	35	5,473	Huntington	84,390	35	2,411
Birmingham	178,122	35	5,089	LEAGUE	4,244,656	805	5,273

1995-96 REGULAR SEASON ATTENDANCE

TEAM	TOTAL	GP	AVG	TEAM	TOTAL	GP	AVG
Louisiana	342,154	35	9,775	Louisville	153,204	35	4,377
South Carolina	260,666	35	7,447	Wheeling	147,438	35	4,213
Charlotte	251,539	35	7,186	Raleigh	140,154	35	4,004
Hampton Roads	242,340	35	6,924	Knoxville	118,979	35	3,399
Richmond	227,058	35	6,487	Dayton	117,279	35	3,350
Tallahassee	214,435	35	6,126	Nashville	108,825	35	3,109
Roanoke	198,771	35	5,679	Erie	92,317	35	2,637
Columbus	195,511	35	5,586	Johnstown	89,814	35	2,566
Mobile	185,860	35	5,310	Jacksonville	87,599	35	2,502
Birmingham	181,706	35	5,191	Huntington	76,182	35	2,176
Toledo	173,153	35	4,947	LEAGUE	3,604,984	735	4,905

1994-95 REGULAR SEASON ATTENDANCE

TEAM	TOTAL	GP	AVG	TEAM	TOTAL	GP	AVG
South Carolina	292,050	34	8,589	Raleigh	170,721	34	5,021
Charlotte	268,698	34	7,902	Toledo	166,083	34	4,884
Hampton Roads	257,898	34	7,585	Wheeling	163,982	34	4,823
Greensboro	218,865	34	6,437	Dayton	146,239	34	4,301
Richmond	200,316	34	5,891	Nashville	136,968	34	4,028
Birmingham	196,277	34	5,772	Knoxville	136,348	34	4,010
Columbus	194,784	34	5,728	Huntington	128,029	34	3,765
Tallahassee	191,514	34	5,632	Johnstown	103,000	34	3,029
Roanoke	190,098	34	5,591	Erie	88,837	34	2,612
				LEAGUE	3,250,707	612	5,312

1993-94 REGULAR SEASON ATTENDANCE

TEAM	TOTAL	GP	AVG	TEAM	TOTAL	GP	AVG
South Carolina	311,148	34	9,151	Richmond	152,623	34	4,488
Charlotte	276,430	34	8,130	Dayton	139,739	34	4,109
Hampton Roads	258,104	34	7,591	Nashville	128,262	34	3,772
Greensboro	218,048	34	6,413	Huntington	127,146	34	3,739
Birmingham	204,243	34	6,007	Knoxville	126,448	34	3,719
Columbus	198,300	34	5,832	Louisville	121,854	34	3,583
Wheeling	170,003	34	5,000	Erie	106,526	34	3,133
Raleigh	168,438	34	4,954	Johnstown	104,169	34	3,063
Toledo	161,785	34	4,758	Huntsville	53,741	34	1,580
Roanoke	158,229	34	4,653	LEAGUE	3,185,236	646	4,931

1992-93 REGULAR SEASON ATTENDANCE

TEAM	TOTAL	GP	AVG	TEAM	TOTAL	GP	AVG
Hampton Roads	252,936	32	7,904	Wheeling	149,981	32	4,686
Columbus	186,800	32	5,837	Louisville	141,655	32	4,426
Greensboro	170,464	32	5,327	Dayton	137,929	32	4,310
Birmingham	169,812	32	5,306	Erie	97,403	32	3,043
Richmond	163,917	32	5,122	Johnstown	95,181	32	2,974
Raleigh	162,010	32	5,062	Knoxville	68,137	32	2,129
Nashville	161,976	32	5,061	Roanoke	45,998	31	1,483
Toledo	151,599	32	4,737	LEAGUE	2,155,798	479	4,501

1991-92 REGULAR SEASON ATTENDANCE

TEAM	TOTAL	GP	AVG	TEAM	TOTAL	GP	AVG
Cincinnati	303,126	32	9,473	Dayton	132,699	32	4,147
Hampton Roads	251,567	32	7,861	Louisville	115,290	32	3,603
Richmond	172,516	32	5,391	Erie	111,079	32	3,471
Greensboro	172,423	32	5,388	Johnstown	110,265	32	3,446
Toledo	153,703	32	4,803	Knoxville	100,056	32	3,127
Raleigh	152,745	32	4,773	Winston-Salem	67,648	32	2,114
Columbus	151,784	32	4,743	Roanoke Valley	65,725	32	2,054
Nashville	143,259	32	4,477	LEAGUE	2,203,885	480	4,591

1990-91 REGULAR SEASON ATTENDANCE

TEAM	TOTAL	GP	AVG	TEAM	TOTAL	GP	AVG
Cincinnati	246,289	32	7,696	Johnstown	107,895	32	3,371
Hampton Roads	216,801	32	6,775	Erie	102,228	32	3,194
Richmond	161,013	32	5,031	Knoxville	100,309	32	3,134
Nashville	144,976	32	4,530	Winston-Salem	58,802	32	1,837
Greensboro	129,929	32	4,060	Roanoke Valley	50,128	32	1,566
Louisville	115,069	32	3,595	LEAGUE	1,433,439	352	4,072

1989-90 REGULAR SEASON ATTENDANCE

TEAM	TOTAL	GP	AVG
Hampton Roads	177,099	30	6,107
Nashville	156,893	30	5,230
Johnstown	111,523	30	3,717
Greensboro	92,952	30	3,098
Erie	87,694	30	2,923
Winston-Salem	78,602	30	2,620
Knoxville	69,775	30	2,326
Virginia	52,609	30	1,754
LEAGUE	827,147	240	3,446

1988-89 REGULAR SEASON ATTENDANCE

TEAM	TOTAL	GP	AVG
Johnstown	93,837	30	3,128
Erie	71,134	30	2,371
Knoxville	63,420	30	2,114
Carolina	Not Available	30	Not Available
Virginia	Not Available	30	Not Available
LEAGUE	Not Available	150	2,537

2019 KELLY CUP PLAYOFFS ATTENDANCE

TEAM	TOTAL	GP	AVG	TEAM	TOTAL	GP	AVG
Toledo	89,548	12	7,462	Idaho	19,653	5	3,931
Jacksonville	20,637	3	6,879	Tulsa	39,812	11	3,619
Orlando	33,266	5	6,653	Cincinnati	15,835	5	3,167
Fort Wayne	19,097	3	6,366	South Carolina	9,476	3	3,159
Newfoundland	56,015	12	4,668	Adirondack	6,257	2	3,129
Florida	29,234	7	4,176	Brampton	7,123	3	2,374
Kansas City	12,217	3	4,072	Kalamazoo	6,021	3	2,007
Utah	12,202	3	4,001	Manchester	7,901	6	1,317
				LEAGUE	384,094	86	4,466

2018 KELLY CUP PLAYOFFS ATTENDANCE

TEAM	TOTAL	GP	AVG	TEAM	TOTAL	GP	AVG
Toledo	35,916	5	7,183	South Carolina	6,231	2	3,116
Fort Wayne	53,773	8	6,722	Atlanta	5,862	2	2,931
Orlando	33,310	5	6,662	Adirondack	28,304	10	2,830
Florida	51,029	10	5,103	Reading	5,240	2	2,620
Colorado	59,473	12	4,956	Indy	4,696	2	2,348
Worcester	10,847	3	3,616	Cincinnati	6,934	3	2,311
Allen	10,804	3	3,601	Wichita	6,529	3	2,176
Idaho	21,588	6	3,598	Manchester	7,879	4	1,970
				LEAGUE	348,415	80	4,355

2017 KELLY CUP PLAYOFFS ATTENDANCE

TEAM	TOTAL	GP	AVG	TEAM	TOTAL	GP	AVG
Toledo	64,794	9	7,199	Idaho	9,520	3	3,173
Orlando	18,933	3	6,311	Florida	18,790	6	3,132
Fort Wayne	24,679	4	6,170	Manchester	23,946	9	2,661
Colorado	49,974	10	4,997	Reading	7,760	3	2,587
Utah	13,883	3	4,628	Adirondack	10,311	4	2,578
Allen	22,985	5	4,597	Brampton	14,755	6	2,459
South Carolina	41,268	11	3,752	Quad City	6,536	3	2,179
Greenville	10,044	3	3,348	Kalamazoo	4,284	3	1,428
				LEAGUE	326,976	89	3,673

2016 KELLY CUP PLAYOFFS ATTENDANCE

TEAM	TOTAL	GP	AVG	TEAM	TOTAL	GP	AVG
Toledo	22,834	4	5,709	Idaho	8,924	3	2,975
Fort Wayne	43,656	8	5,457	Florida	8,694	3	2,975
Allen	66,066	13	5,082	Wheeling	36,837	13	2,834
Missouri	24,284	5	4,857	Quad City	5,134	2	2,567
Colorado	12,907	3	4,302	Reading	14,965	6	2,494
Utah	19,911	5	3,982	Adirondack	11,679	5	2,336
Manchester	11,058	3	3,686	Cincinnati	5,132	3	1,711
South Carolina	31,864	10	3,186	Kalamazoo	3,033	3	1,011
				LEAGUE	326,976	89	3,673

2015 KELLY CUP PLAYOFFS ATTENDANCE

TEAM	TOTAL	GP	AVG	TEAM	TOTAL	GP	AVG
Orlando	17,240	3	5,747	South Carolina	42,097	13	3,238
Toledo	64,899	12	5,408	Idaho	9,440	3	3,147
Fort Wayne	25,252	5	5,050	Rapid City	20,146	7	2,878
Colorado	13,349	3	4,450	Tulsa	5,699	2	2,850
Allen	49,652	14	3,547	Quad City	8,329	3	2,776
Utah	20,145	6	3,358	Florida	16,495	6	2,749
Ontario	29,540	9	3,282	Wheeling	7,062	3	2,354
Reading	9,778	3	3,259	Kalamazoo	4,742	3	1,581
				LEAGUE	343,865	95	3,619

2014 KELLY CUP PLAYOFFS ATTENDANCE

TEAM	TOTAL	GP	AVG	TEAM	TOTAL	GP	AVG
Orlando	14,759	3	4,920	Utah	6,398	2	3,199
Colorado	14,047	3	4,682	Idaho	15,734	6	2,622
Fort Wayne	27,796	6	4,633	Greenville	21,585	9	2,398
Bakersfield	36,361	8	4,545	Cincinnati	28,608	12	2,384
Alaska	45,408	10	4,541	Las Vegas	4,526	2	2,263
Reading	7,269	2	3,635	Wheeling	10,681	5	2,136
Ontario	6,705	2	3,353	South Carolina	3,929	2	1,965
Stockton	16,281	5	3,256	Kalamazoo	5,380	3	1,793
				LEAGUE	265,467	80	3,318

2013 KELLY CUP PLAYOFFS ATTENDANCE

TEAM	TOTAL	GP	AVG	TEAM	TOTAL	GP	AVG
Colorado	15,867	3	5,289	Florida	18,627	6	3,105
Alaska	22,289	5	4,458	San Francisco	8,578	3	2,859
Stockton	54,989	13	4,230	Idaho	21,017	8	2,627
Toledo	12,566	3	4,189	Las Vegas	7,723	3	2,574
Utah	7,439	2	3,720	Elmira	6,916	3	2,305
Ontario	18,391	5	3,678	Cincinnati	20,469	10	2,047
Reading	34,355	10	3,434	Greenville	5,180	3	1,727
Gwinnett	12,997	4	3,249	South Carolina	3,084	2	1,542
				LEAGUE	270,467	83	3,258

2012 KELLY CUP PLAYOFFS ATTENDANCE

TEAM	TOTAL	GP	AVG	TEAM	TOTAL	GP	AVG
Colorado	5,289	1	5,289	Idaho	12,731	5	2,546
Alaska	23,285	5	4,657	Greenville	2,262	1	2,262
Florida	45,444	11	4,131	Utah	4,369	2	2,185
Las Vegas	25,034	7	3,576	Elmira	9,891	5	1,978
Stockton	17,145	5	3,429	Kalamazoo	10,251	6	1,709
Gwinnett	6,593	2	3,297	Wheeling	3,256	2	1,628
Ontario	9,754	3	3,251	South Carolina	6,838	5	1,368
Reading	5,631	2	2,816	LEAGUE	187,773	62	3,028

2011 KELLY CUP PLAYOFFS ATTENDANCE

TEAM	TOTAL	GP	AVG	TEAM	TOTAL	GP	AVG
Alaska	33,505	6	5,584	Cincinnati	4,793	2	2,397
Bakersfield	9,296	2	4,648	Kalamazoo	23,451	10	2,345
Stockton	7,923	2	3,962	Las Vegas	6,715	3	2,238
Victoria	22,141	6	3,690	Wheeling	16,490	8	2,061
Idaho	11,788	4	2,947	Florida	4,068	2	2,034
Utah	11,550	4	2,888	Elmira	3,072	2	1,536
Reading	11,102	4	2,776	South Carolina	2,538	2	1,269
Greenville	15,484	6	2,581	LEAGUE	183,916	63	2,919

2010 KELLY CUP PLAYOFFS ATTENDANCE

TEAM	TOTAL	GP	AVG	TEAM	TOTAL	GP	AVG
Bakersfield	23,453	5	4,691	Utah	14,494	5	2,899
Stockton	35,347	8	4,418	Charlotte	16,381	6	2,730
Cincinnati	50,744	12	4,229	South Carolina	6,497	3	2,166
Idaho	27,837	7	3,977	Las Vegas	4,180	2	2,090
Toledo	7,645	2	3,823	Elmira	5,812	3	1,937
Florida	13,334	4	3,334	Alaska	3,610	2	1,805
Victoria	6,535	2	3,268	Kalamazoo	2,975	2	1,488
Reading	24,366	8	3,046	LEAGUE	243,210	71	3,425

2009 KELLY CUP PLAYOFFS ATTENDANCE

TEAM	TOTAL	GP	AVG	TEAM	TOTAL	GP	AVG
Alaska	56,657	10	5,666	Cincinnati	27,466	8	3,433
Bakersfield	15,309	3	5,103	South Carolina	36,982	11	3,362
Stockton	28,383	6	4,731	Gwinnett	9,153	3	3,051
Florida	21,352	5	4,270	Idaho	4,767	2	2,384
Victoria	20,635	5	4,127	Elmira	11,485	5	2,297
Utah	11,519	3	3,840	Wheeling	5,291	3	1,764
Ontario	14,481	4	3,620	Trenton	6,617	4	1,654
Las Vegas	34,698	10	3,470	Charlotte	2,892	3	964
				LEAGUE	307,687	85	3,620

2008 KELLY CUP PLAYOFFS ATTENDANCE

TEAM	TOTAL	GP	AVG	TEAM	TOTAL	GP	AVG
Victoria	29,255	5	5,851	South Carolina	33,902	12	2,825
Bakersfield	15,102	3	5,034	Idaho	4,744	2	2,372
Stockton	15,078	3	5,026	Mississippi	3,724	2	1,862
Cincinnati	54,289	11	4,935	Fresno	5,167	3	1,722
Alaska	24,139	5	4,828	Dayton	1,581	1	1,581
Las Vegas	47,636	10	4,764	Johnstown	4,164	3	1,388
Florida	7,719	2	3,860	Augusta	2,675	2	1,338
Reading	22,172	6	3,695	Charlotte	1,246	1	1,246
Gwinnett	14,019	4	3,505	Columbia	5,014	5	1,003
Utah	27,372	8	3,422	Texas	3,981	5	796
Elmira	8,819	3	2,940	LEAGUE	331,798	96	3,456

2007 KELLY CUP PLAYOFFS ATTENDANCE

TEAM	TOTAL	GP	AVG	TEAM	TOTAL	GP	AVG
Bakersfield	28,501	5	5,700	Phoenix	4,946	2	2,473
Stockton	16,313	3	5,438	Charlotte	4,758	2	2,379
Florida	45,745	9	5,083	Toledo	4,301	2	2,151
Alaska	33,761	7	4,823	Dayton	21,691	12	1,808
Las Vegas	21,116	5	4,223	Texas	8,690	5	1,738
Gwinnett	7,073	2	3,537	Trenton	3,033	2	1,517
Victoria	9,702	3	3,234	Cincinnati	5,786	4	1,447
Idaho	35,237	11	3,203	Johnstown	1,163	1	1,163
Fresno	8,636	3	2,879	Augusta	794	1	794
				LEAGUE	261,246	79	3,307

2006 KELLY CUP PLAYOFFS ATTENDANCE

TEAM	TOTAL	GP	AVG	TEAM	TOTAL	GP	AVG
Alaska	66,364	11	6,033	Wheeling	9,507	4	2,376
Florida	22,748	4	5,687	San Diego	4,693	2	2,346
Bakersfield	37,657	7	5,379	Toledo	18,738	8	2,342
Las Vegas	33,388	7	4,769	Greenville	6,352	3	2,117
Fresno	36,427	9	4,047	South Carolina	5,803	3	1,934
Gwinnett	35,572	9	3,952	Utah	3,338	2	1,669
Idaho	11,367	3	3,789	Augusta	1,258	1	1,258
Reading	7,501	2	3,750	Johnstown	2,346	2	1,173
Trenton	3,051	1	3,051	Long Beach	2,983	3	994
Charlotte	2,929	1	2,929	LEAGUE	312,022	82	3,805

2005 KELLY CUP PLAYOFFS ATTENDANCE

TEAM	TOTAL	GP	AVG	TEAM	TOTAL	GP	AVG
Alaska	50,109	8	6,263	Trenton	38,446	10	3,844
Florida	60,049	10	6,004	South Carolina	5,035	2	2,517
Bakersfield	11,038	2	5,519	Long Beach	9,182	4	2,295
Reading	16,215	4	4,053	Mississippi	2,113	1	2,113
Idaho	7,071	2	3,535	Greenville	6,099	3	2,033
Gwinnett	16,911	5	3,382	Atlantic City	1,992	1	1,992
Charlotte	22,318	7	3,188	Toledo	3,502	2	1,751
Pensacola	6,160	2	3,080	Columbia	3,206	3	1,068
				LEAGUE	259,446	66	3,931

2004 KELLY CUP PLAYOFFS ATTENDANCE

TEAM	TOTAL	GP	AVG	TEAM	TOTAL	GP	AVG
Florida	56,135	9	6,237	Peoria	8,036	4	2,009
Alaska	17,305	3	5,768	Johnstown	1,941	1	1,941
Reading	28,691	6	4,781	San Diego	3,809	2	1,904
Idaho	41,645	9	4,627	Roanoke	3,668	2	1,834
Las Vegas	10,702	3	3,567	Mississippi	5,474	3	1,824
Gwinnett	20,161	6	3,360	Louisiana	7,731	5	1,546
Wheeling	9,846	3	3,282	Atlantic City	2,962	2	1,481
Pensacola	5,631	2	2,815	Columbia	2,698	2	1,349
South Carolina	8,393	3	2,797	LEAGUE	234,828	65	3,613

2003 KELLY CUP PLAYOFFS ATTENDANCE

TEAM	TOTAL	GP	AVG	TEAM	TOTAL	GP	AVG
Florida	4,011	1	4,011	Greenville	2,288	1	2,288
Atlantic City	33,040	11	3,003	Greensboro	8,824	4	2,206
Lexington	2,974	1	2,974	Mississippi	14,099	7	2,014
Arkansas	2,957	1	2,957	Pee Dee	5,941	3	1,980
Toledo	10,707	4	2,736	Columbia	17,158	9	1,906
Pensacola	2,719	1	2,719	Louisiana	5,073	3	1,691
Trenton	2,715	1	2,715	Peoria	3,182	2	1,592
South Carolina	5,261	2	2,630	Jackson	1,139	1	1,139
Roanoke	4,668	2	2,334	Cincinnati	7,743	7	1,106
				LEAGUE	134,501	61	2,205

2002 KELLY CUP PLAYOFFS ATTENDANCE

TEAM	TOTAL	GP	AVG	TEAM	TOTAL	GP	AVG
Florida	9,915	2	4,957	Johnstown	6,818	3	2,272
Pensacola	4,022	1	4,022	Roanoke	4,437	2	2,218
Greenville	36,048	9	4,005	Pee Dee	10,894	5	2,178
Atlantic City	16,959	5	3,391	Jackson	6,349	3	2,116
Trenton	11,660	4	2,915	Peoria	5,778	3	1,926
Louisiana	10,733	4	2,683	Columbia	3,151	2	1,575
Dayton	20,857	8	2,607	Cincinnati	1,308	1	1,308
Charlotte	7,601	3	2,533	South Carolina	1,051	1	1,051
Mississippi	14,084	6	2,347	LEAGUE	171,665	62	2,769

2001 KELLY CUP PLAYOFFS ATTENDANCE

TEAM	TOTAL	GP	AVG	TEAM	TOTAL	GP	AVG
Florida	16,876	3	5,625	Peoria	16,878	7	2,411
South Carolina	40,602	10	4,060	New Orleans	6,982	3	2,327
Trenton	40,282	10	4,028	Augusta	2,318	1	2,318
Jackson	9,444	3	3,148	Dayton	8,952	4	2,238
Louisiana	25,087	8	3,135	Roanoke	4,330	2	2,165
Charlotte	6,037	2	3,018	Mobile	7,159	4	1,789
Richmond	5,847	2	2,923	Johnstown	3,571	2	1,785
Toledo	11,299	4	2,824	Baton Rouge	1,115	1	1,115
Pee Dee	10,388	4	2,597	Arkansas	1,915	3	638
				LEAGUE	219,082	73	3,001

2000 KELLY CUP PLAYOFFS ATTENDANCE

TEAM	TOTAL	GP	AVG	TEAM	TOTAL	GP	AVG
Florida	20,065	3	6,688	Augusta	15,149	5	3,029
Louisiana	53,488	10	5,348	Mississippi	8,537	3	2,845
Greenville	40,748	8	5,093	Mobile	4,728	2	2,364
Trenton	27,438	6	4,573	Roanoke	4,440	2	2,220
Pee Dee	11,602	3	3,867	Johnstown	5,995	3	1,998
South Carolina	14,053	4	3,513	New Orleans	3,654	2	1,827
Pensacola	6,801	2	3,400	Baton Rouge	1,190	1	1,190
Hampton Roads	19,392	6	3,232	Dayton	1,187	1	1,187
Peoria	32,272	10	3,227	Huntington	1,575	2	787
Richmond	6,150	2	3,075	LEAGUE	278,464	75	3,713

1999 KELLY CUP PLAYOFFS ATTENDANCE

TEAM	TOTAL	GP	AVG	TEAM	TOTAL	GP	AVG
Florida	26,823	4	6,705	New Orleans	12,913	5	2,582
Mississippi	48,404	9	5,378	Baton Rouge	7,260	3	2,420
Louisiana	15,983	3	5,327	Jacksonville	2,343	1	2,343
Richmond	45,436	9	5,048	Dayton	3,977	2	1,988
Pee Dee	29,597	6	4,932	Mobile	1,642	1	1,642
Hampton Roads	9,342	2	4,671	Chesapeake	5,835	4	1,458
South Carolina	8,826	2	4,413	Birmingham	2,620	2	1,310
Augusta	4,272	1	4,272	Peoria	2,458	2	1,229
Roanoke	21,759	6	3,626	Columbus	1,500	2	750
Toledo	10,301	3	3,433	LEAGUE	261,291	67	3,900

1998 KELLY CUP PLAYOFFS ATTENDANCE

TEAM	TOTAL	GP	AVG	TEAM	TOTAL	GP	AVG
Louisiana	56,993	7	8,142	Chesapeake	3,221	1	3,221
Hampton Roads	67,762	10	6,776	New Orleans	5,816	2	2,908
Pensacola	67,476	10	6,747	Wheeling	21,313	8	2,664
South Carolina	17,221	3	5,740	Dayton	4,618	2	2,309
Pee Dee	15,714	3	5,238	Peoria	2,187	1	2,187
Roanoke	20,124	5	4,025	Huntington	2,964	2	1,482
Toledo	14,359	4	3,590	Birmingham	2,823	2	1,412
Mobile	3,888	1	3,888	LEAGUE	318,126	64	4,971
Charlotte	11,647	3	3,882				

1997 KELLY CUP PLAYOFFS ATTENDANCE

TEAM	TOTAL	GP	AVG	TEAM	TOTAL	GP	AVG
Louisiana	98,639	9	10,959	Tallahassee	7,280	2	3,640
Pensacola	40,827	5	8,165	Roanoke	7,018	2	3,509
South Carolina	70,504	10	7,050	Toledo	6,184	2	3,092
Hampton Roads	23,904	4	5,976	Birmingham	13,879	5	2,775
Mississippi	5,597	1	5,597	Wheeling	2,455	1	2,455
Charlotte	5,508	1	5,508	Peoria	9,321	5	1,864
Mobile	4,603	1	4,603	Dayton	2,728	2	1,364
Richmond	15,826	4	3,956	Columbus	5,685	5	1,137
				LEAGUE	319,958	59	5,423

1996 RILEY CUP PLAYOFFS ATTENDANCE

TEAM	TOTAL	GP	AVG	TEAM	TOTAL	GP	AVG
Louisiana	28,795	3	9,598	Toledo	29,260	7	4,180
Charlotte	62,970	9	6,996	Roanoke	3,979	1	3,979
Richmond	23,169	4	5,792	Wheeling	12,483	4	3,120
Hampton Roads	5,593	1	5,593	Dayton	2,255	1	2,255
South Carolina	21,954	4	5,488	Raleigh	4,145	2	2,072
Columbus	4,638	1	4,638	Louisville	2,026	1	2,026
Jacksonville	34,969	8	4,371	Knoxville	5,667	3	1,889
Tallahassee	25,809	6	4,301	Nashville	3,981	3	1,327
				LEAGUE	271,693	58	4,684

1995 RILEY CUP PLAYOFFS ATTENDANCE

TEAM	TOTAL	GP	AVG	TEAM	TOTAL	GP	AVG
South Carolina	40,081	5	8,016	Toledo	6,671	2	3,335
Tallahassee	33,281	6	5,546	Dayton	16,464	5	3,292
Charlotte	10,911	2	5,455	Birmingham	9,756	3	3,252
Hampton Roads	10,631	2	5,315	Huntington	5,007	2	2,503
Richmond	52,264	10	5,226	Nashville	14,055	6	2,342
Roanoke	19,604	4	4,901	Johnstown	3,740	2	1,870
Greensboro	38,595	8	4,824	Knoxville	3,289	2	1,644
Wheeling	7,878	2	3,939	Columbus	1,304	1	1,304
				LEAGUE	273,531	62	4,412

1994 RILEY CUP PLAYOFFS ATTENDANCE

TEAM	TOTAL	GP	AVG	TEAM	TOTAL	GP	AVG
South Carolina	9,405	1	9,405	Roanoke	3,624	1	3,624
Charlotte	7,422	1	7,422	Dayton	3,519	1	3,519
Columbus	17,700	3	5,900	Birmingham	19,522	6	3,253
Greensboro	23,423	4	5,855	Johnstown	2,291	1	2,291
Hampton Roads	21,841	4	5,460	Huntsville	2,060	1	2,060
Toledo	37,763	8	4,720	Knoxville	3,841	2	1,920
Wheeling	18,371	4	4,592	Louisville	2,660	2	1,330
Raleigh	35,741	9	3,971	Nashville	1,139	1	1,139
				LEAGUE	210,322	49	4,292

1993 RILEY CUP PLAYOFFS ATTENDANCE

TEAM	TOTAL	GP	AVG	TEAM	TOTAL	GP	AVG
Hampton Roads	11,462	2	5,731	Erie	9,284	3	3,274
Wheeling	39,807	8	4,975	Dayton	6,221	2	3,111
Toledo	37,576	8	4,697	Johnstown	7,567	3	2,522
Nashville	17,301	4	4,325	LEAGUE	148,729	35	4,249
Raleigh	18,971	5	3,794				

1992 RILEY CUP PLAYOFFS ATTENDANCE

TEAM	TOTAL	GP	AVG	TEAM	TOTAL	GP	AVG
Cincinnati	40,781	5	8,156	Richmond	8,559	3	2,853
Hampton Roads	52,669	7	4,832	Johnstown	8,316	3	2,772
Greensboro	28,992	6	4,832	Raleigh	5,477	2	2,379
Toledo	13,596	3	4,532	Roanoke Valley	7,008	3	2,335
Erie	7,330	2	3,665	Louisville	14,011	6	2,335
Dayton	3,017	1	3,017	Winston-Salem	2,395	2	798
				LEAGUE	192,151	44	4,367

1991 RILEY CUP PLAYOFFS ATTENDANCE

TEAM	TOTAL	GP	AVG	TEAM	TOTAL	GP	AVG
Hampton Roads	55,527	8	6,940	Richmond	6,295	2	3,147
Cincinnati	12,111	2	6,056	Johnstown	15,488	5	3,097
Erie	7,764	2	3,882	Louisville	6,110	3	2,036
Greensboro	21,892	6	3,648	Knoxville	3,526	2	1,763
				LEAGUE	128,713	30	4,290

1990 RILEY CUP PLAYOFFS ATTENDANCE


TEAM	TOTAL	GP	AVG	TEAM	TOTAL	GP	AVG
Hampton Roads	11,883	2	5,942	Nashville	5,280	2	2,640
Greensboro	19,658	5	3,932	Winston-Salem	15,653	6	2,609
Erie	14,626	4	3,657	Virginia	2,060	2	1,030
				LEAGUE	69,190	21	3,293

1989 RILEY CUP PLAYOFFS ATTENDANCE

TEAM	TOTAL	GP	AVG	TEAM	TOTAL	GP	AVG
Johnstown	22,905	6	3,818	Knoxville	2,313	2	1,157
Erie	5,741	2	2,871	Carolina	Not Available	5	Not Available
				LEAGUE	Not Available	15	2,980

- League average based on 10 games reported

SECTION 11 POSTSEASON



Photos courtesy Newfoundland Growlers

Every team takes the ice each October with one goal in mind, to be the team that gets the honor of hoisting the Kelly Cup as the ECHL champion. The trophy is presented each year by the man for whom it is named - ECHL Commissioner Emeritus Patrick J. Kelly. The Newfoundland Growlers captured the 2019 Kelly Cup title, defeating the Toledo Walleye 4 games to 2 in the Kelly Cup Finals, becoming the first team since Greensboro in 1990 to win the ECHL title in their first season of existence.

CHAMPIONSHIP TROPHIES**PATRICK J. KELLY CUP**

Beginning with the 1996-97 season, the Patrick J. Kelly Cup is awarded annually to the playoff champion of the ECHL.

History: Named in recognition of Patrick J. Kelly, one of the founding fathers of the ECHL. Kelly served as Commissioner of the ECHL for the first eight seasons before being named Commissioner Emeritus in 1996, a title which he continues to hold. Kelly celebrated his 65th season in hockey in 2017-18, having begun his career with the St. Catharines Tee Pees of the Ontario Junior Hockey League in 1952. He played professionally for the Springfield Indians of the American Hockey League, the Troy Bruins of the International Hockey League, and the Greensboro Generals of the Eastern Hockey League. Kelly coached in the Eastern Hockey League from 1965-73 and was head coach and general manager of Charlotte in the Southern Hockey League from 1973-76. He coached the Colorado Rockies in the NHL in 1977-78 and is the only coach to lead the Rockies to the Stanley Cup

Playoffs. Following coaching stops in the American Hockey League, he went to Peoria in the International Hockey League where he led the Rivermen to the Turner Cup in his first season in 1984-85. The ECHL is proud to recognize his distinguished career by naming its most coveted trophy in his honor.

Year	W-L In Finals	Winner	Coach	Finalist	Coach
2020		Playoffs canceled due to COVID-19			
2019	4-2	Newfoundland	John Snowden	Toledo	Dan Watson
2018	4-3	Colorado	Aaron Schneekloth	Florida	Brad Ralph
2017	4-0	Colorado	Aaron Schneekloth	South Carolina	Ryan Warsofsky
2016	4-2	Allen	Steve Martinson	Wheeling	Jeff Christian
2015	4-3	Allen	Steve Martinson	South Carolina	Spencer Carbery
2014	4-2	Alaska	Rob Murray	Cincinnati	Ben Simon
2013	4-1	Reading	Larry Courville	Stockton	Matt Thomas
2012	4-1	Florida	Greg Poss	Las Vegas	Ryan Mouganel
2011	4-1	Alaska	Brent Thompson	Kalamazoo	Nick Bootland
2010	4-1	Cincinnati	Chuck Weber	Idaho	Derek Laxdal
2009	4-3	South Carolina	Jared Bednar	Alaska	Keith McCambridge
2008	4-2	Cincinnati	Chuck Weber	Las Vegas	Glen Gulutzan
2007	4-1	Idaho	Derek Laxdal	Dayton	Don MacAdam
2006	4-1	Alaska	Davis Payne	Gwinnett	Jeff Pyle
2005	4-2	Trenton	Mike Haviland	Florida	Gerry Fleming
2004	4-1	Idaho	John Olver	Florida	Gerry Fleming
2003	4-1	Atlantic City	Mike Haviland	Columbia	Scott White
2002	4-0	Greenville	John Marks	Dayton	Greg Ireland
2001	4-1	South Carolina	Rick Adduono	Trenton	Troy Ward
2000	4-2	Peoria	Don Granato	Louisiana	Don Murdoch
1999	4-3	Mississippi	Bruce Boudreau	Richmond	Mark Kaufman
1998	4-2	Hampton Roads	John Brophy	Pensacola	Al Pedersen
1997	4-1	South Carolina	Rick Vaive	Louisiana	Doug Shedden

KELLY CUP - ROSTERS AND FINAL SERIES SCORES

2019 - NEWFOUNDLAND GROWLERS - Matt Bradley, Semyon Der-Arguchintsev, Hudson Elynuik, Giorgio Estephan, Brady Ferguson, Michael Garteig, Alex Gudbranson, Sam Jardine, Garrett Johnston, Josh Kestner, Eric Levine, Eamon McAdam, James Melindy, Ilya Nekolenko, Evan Neugold, Zach O'Brien, Adam Pardy, J.J. Piccinich, Derian Plouffe, Scott Pooley, Marcus Power, Kristians Rubins, Todd Skirving, Darryl Williams (Assistant Coach) and John Snowden (Head Coach)

Scores: May 25 at Newfoundland - Newfoundland 4, Toledo 3 (OT); May 26 at Newfoundland - Newfoundland 2, Toledo 1 (OT); May 29 at Toledo - Toledo 4, Newfoundland 1; May 31 at Toledo - Newfoundland 4, Toledo 2; June 1 at Toledo - Toledo 3, Newfoundland 2; June 4 at Newfoundland - Newfoundland 4, Toledo 3

2018 - COLORADO EAGLES - Travis Barron, J.C. Beaudin, Collin Bowman, Drayson Bowman, Sam Brittain, Joe Cannata, Matt Garbowski, Ryan Harrison, Lukas Hafner, Michael Joly, Jake Marto, Nicolas Meloche, Julien Nantel, Chase Norrish, Ryan Olsen, Joey Ratelle, Matt Register, Brady Shaw, Shawn St-Amant, Ben Storm, Gabriel Verpaelst, Cliff Watson, Teigan Zahn, Ryan Tobler (Assistant Coach) and Aaron Schneekloth (Head Coach)

Scores: May 25 at Colorado - Colorado 3, Florida 1; May 27 at Colorado - Florida 4, Colorado 3; May 30 at Florida - Colorado 5, Florida 4 (OT); June 1 at Florida - Florida 7, Colorado 6 (OT); June 2 at Florida - Florida 5, Colorado 0; June 6 at Colorado - Colorado 4, Florida 2; June 9 at Florida - Colorado 3, Florida 2.

2017 - COLORADO EAGLES - Alex Belzile, Sergei Boikov, Darryl Bootland, Matt Brown, Matt Garbowsky, Mason Geertsens, Lukas Hafner, Ryan Harrison, Jackson Houck, Sam Jardine, Johnny Lazo, Cam Maclise, Jake Marto, Julien Nantel, Casey Pierro-Zabotel, Matt Register, Luke Salazar, Michael Sdao, Kent Simpson, Shawn St-Amant, Teigan Zahn, Sean Zimmerman, Ryan Tobler (Assistant Coach) and Aaron Schneekloth (Head Coach).

Scores: May 26 at Colorado - Colorado 3, South Carolina 2 (2 OT); May 28 at Colorado - Colorado 3, South Carolina 2; June 4 at South Carolina - Colorado 5, South Carolina 4 (OT); June 5 at South Carolina - Colorado 2, South Carolina 1.

2016 - ALLEN AMERICANS - Vincent Arseneau, Spencer Asuchak, Thomas Carr, Chad Costello, Justin Courttnall, Danny Federico, Aaron Gens, Riley Gill, Greger Hanson, Jake Hildebrand, Nikita Jevpalovs, Tristan King, J.P. LaFontaine, David Makowski, Kyle Neuber, Casey Pierro-Zabotel, Rick Pinkston, Matt Register, Jordan Rowley, Eric Roy, Joel Rumpel, Gary Steffes, Dyson Stevenson and Steve Martinson (Head Coach).

Scores: May 28 at Allen - Allen 5, Wheeling 3; May 29 at Allen - Wheeling 7, Allen 6; June 1 at Wheeling - Wheeling 3, Allen 2; June 3 at Wheeling - Allen 4, Wheeling 2; June 4 at Wheeling - Allen 3, Wheeling 2 (OT); June 9 at Allen - Allen 4, Wheeling 2.

2015 - ALLEN AMERICANS - Konrad Abeltshauser, Vincent Arseneau, Spencer Asuchak, Justin Baker, Garrett Clarke, Chad Costello, Chris Crane, Nolan Descoteaux, Kyle Follmer, Aaron Gens, Riley Gill, Greger Hansen, Trevor Ludwig, Tyler Ludwig, Joel Rumpel, Jamie Schaafsma, Ian Schultz, Rylan Schwartz, Gary Steffes, Dyson Stevenson, Kevin Young, Patrik Valcak, Erik Adams (Assistant Coach), Kevin Colley (Assistant Coach) and Steve Martinson (Head Coach).

Scores: May 31 at Allen - South Carolina 4, Allen 3; June 2 at Allen - Allen 5, South Carolina 2; June 3 at Allen - South Carolina 4, Allen 1; June 7 at South Carolina - Allen 3, South Carolina 2 (2 OT); June 9 at South Carolina - Allen 3 at South Carolina 2 (OT); June 10 at South Carolina - South Carolina 4, Allen 1; June 14 at Allen - Allen 6, South Carolina 1.

2014 - ALASKA ACES - Alex Belzile, Gerald Coleman, Brendan Connolly, Sean Curry, Zach Davies, Turner Elson, Brett Findlay, Kane Lafranchise, Drew MacKenzie, James Martin, Nick Mazzolini, Zach McKelvie, Tommy Mele, Jordan Morrison, Tyler Mosienko, John Ramage, Brad Richard, Ross Ring-Jarvi, Olivier Roy, Peter Sivak, Corey Syvret, Andy Taranto, Evan Trupp, Louis Mass (Assistant Coach) and Rob Murray (Head Coach).

Scores: May 30 at Alaska - Alaska 5, Cincinnati 3; May 31 at Alaska - Cincinnati 2, Alaska 1; June 2 at Alaska - Alaska 2, Cincinnati 0; June 6 at Cincinnati - Cincinnati 3, Alaska 1; June 7 at Cincinnati - Alaska 4, Cincinnati 2; June 9 at Cincinnati - Alaska 4, Cincinnati 0

2013 - READING ROYALS - Barry Almeida, Evan Barlow, Alex Berry, Julien Cayer, Joel Champagne, Ethan Cox, Brett Flemming, Stanislav Galiev, Riley Gill, Dominic Jalbert, Nikita Kashirsky, Kirk MacDonald, Mark Mitera, Bryant Molle, Ian O'Connor, Mark Owuya, Robert Shea, Brock Shelgren, Dustin Stevenson, T.J. Syner, Yannick Tifu, David Vallorani, Patrick Wellar, Tim Branham (Assistant Coach) and Larry Courville (Head Coach).

Scores: May 18 at Reading - Reading 6, Stockton 5 (OT); May 19 at Reading - Reading 4, Stockton 0; May 21 at Stockton - Reading 3, Stockton 1; May 24 at Stockton - Stockton 4, Reading 3; May 25 at Stockton - Reading 6, Stockton 0

2012 - FLORIDA EVERBLADES - Matt Beca, Trevor Bruess, Ryan Donald, David Fischer, Rylan Galiardi, Brayden Irwin, Cedric Lalonde-McNicoll, Charles Landry, Matt Marquardt, Brandon MacLean, Ryan McGinnis, John Muse, Pat Nagle, Sebastien Piche, Scott Pitt, Kevin Quick, Mike Ratchuk, Bobby Raymond, Mathieu Roy, David Rutherford, Leigh Salters, Justin Shugg, Joe Sova, Brad Tapper (Assistant Coach) and Greg Poss (Head Coach).

Scores: May 14 at Las Vegas - Las Vegas 2, Florida 1; May 15 at Las Vegas - Florida 7, Las Vegas 2; May 18 at Florida - Florida 4, Las Vegas 3 (OT); May 22 at Florida - Florida 3, Las Vegas 1; May 23 at Florida - Florida 3, Las Vegas 2 (OT)

2011 - ALASKA ACES - Matt Ambroz, Chad Anderson, Daryl Boyle, Scott Burt, Gerald Coleman, Adam Courchaine, Ethan Cox, Alex Dzielski, Kory Falite, Curtis Fraser, Brandon Gentile, Wes Goldie, Scott Howes, Mark Isherwood, Dan Kissel, Kane Lafranchise, Chris Langkow, Bryan Miller, Garry Nunn, Tyler Ruegsegger, Russ Sinkewich, Brian Swanson, Steve Ward, Louis Mass (Assistant Coach) and Brent Thompson (Head Coach).

Scores: May 14 at Alaska - Alaska 5, Kalamazoo 0; May 15 at Alaska - Alaska 3, Kalamazoo 2 (OT); May 18 at Kalamazoo - Kalamazoo 4, Alaska 1; May 20 at Kalamazoo - Alaska 7, Kalamazoo 5; May 21 at Kalamazoo - Alaska 5, Kalamazoo 3.

2010 - CINCINNATI CYCLONES - Mathieu Aubin, Hans Benson, Reid Cashman, Ryan Del Monte, Cullen Eddy, Barret Ehgoetz, Josh Heidinger, Jason Jozsa, Jimmy Kilpatrick, Doug Krantz, Maxime Lacroix, Robert Mayer, Ian McKenzie, Brett Motherwell, Brian O'Hanley, Will Ortiz, Matt Pierce, Brett Robinson, Kevin Roeder, Brock Sheahan, Jeremy Smith, Dustin Sproat, Mark Van Guilder, Dean Stork (Assistant Coach) and Chuck Weber (Head Coach).

Scores: May 14 at Idaho - Cincinnati 3, Idaho 2; May 15 at Idaho - Cincinnati 1, Idaho 0; May 18 at Cincinnati - Idaho 4, Cincinnati 3 (2 OT); May 20 at Cincinnati - Cincinnati 3, Idaho 2; May 21 at Cincinnati - Cincinnati 2, Idaho 1.

2009 - SOUTH CAROLINA STINGRAYS - Mick Berge, Jonathan Boutin, Trent Campbell, Spencer Carbery, Jeff Corey, Michael Dubuc, Brad Farynuk, Josh Godfrey, Keith Johnson, Nikita Kashirsky, Nate Kiser, Johann Kroll, Maxime Lacroix, Lyon Messier, Travis Morin, Pierre-Luc O'Brien, Sasha Pokulok, James Reimer, Rob Ricci, Scott Romfo, Matt Scherer, Zach Tarkir, Patrick Wellar, Cail MacLean (Assistant Coach) and Jared Bednar (Head Coach).

Scores: May 22 at Alaska - South Carolina 4, Alaska 2; May 23 at Alaska - Alaska 3, South Carolina 1; May 27 at South Carolina - South Carolina 4, Alaska 2; May 29 at South Carolina - South Carolina 5, Alaska 0; May 30 at South Carolina - Alaska 3, South Carolina 2 (OT); June 4 at Alaska - Alaska 3, South Carolina 2; June 5 at Alaska - South Carolina 4, Alaska 2.

2008 - CINCINNATI CYCLONES - Mathieu Aubin, Thomas Beauregard, Jimmy Bonneau, Maxime Daigneault, Jean-Michel Daoust, Jason Deitsch, David Desharnais, Cedrick Desjardins, Barret Ehgoetz, Jon Glead, Billy Irish-Baker, Olivier Latendresse, Matt Macdonald, Ryan Maki, Conrad Martin, T.J. McElroy, Sean Perkins, Scott Reynolds, Ryan Russell, Chad Starling, Bryan Schmidt, Jeremy Swanson, Matt Syroczynski, Avery Wilson, Dean Stork (Assistant Coach) and Chuck Weber (Head Coach).

Scores: May 24 at Cincinnati - Cincinnati 4, Las Vegas 2; May 25 at Cincinnati - Las Vegas 1, Cincinnati 0; May 29 at Las Vegas - Cincinnati 4, Las Vegas 2; May 30 at Las Vegas - Las Vegas 2, Cincinnati 0; June 2 at Las Vegas - Cincinnati 4, Las Vegas 0; June 5 at Cincinnati - Cincinnati 3, Las Vegas 1.

2007 - IDAHO STEELHEADS - Jay Beagle, Kyle Bruce, Scott Burt, Steve Chabbert, B.J. Crombeen, John Daigneau, Taggart Desmet, Marty Flichel, Blake Forsyth, Lance Galbraith, Darrell Hay, Lars Helminen, John Lammers, Tuomas Mikkonen, Alexander Naurov, Derek Nesbitt, Colin Peters, Kyle Peto, Greg Rallo, Kory Scoran, Steve Silverthorn, Francis Wathier, Travis Wight and Derek Laxdal (Coach).

Scores: May 23, at Idaho - Dayton 2, Idaho 1; May 25 at Idaho - Idaho 5, Dayton 2; May 27 at Dayton - Idaho 4, Dayton 2; May 29 at Dayton - Idaho 2, Dayton 1 (2 OT); May 31 at Dayton - Idaho 4, Dayton 1.

2006 - ALASKA ACES - Chris Beckford-Tseu, Kimbi Daniels, Olivier Filion, Ryan Gaucher, Barrett Heisten, Chris Heisten, Cam Keith, Alex Leavitt, Mike Lee, Doug Lynch, Justin Maiser, Louis Mass, Keith McCambridge, Peter Metcalf, Chris Minard, Vladimir Novak, Troy Riddle, Mike Scott, Matt Shasby, Joe Talbot, Matt Underhill, Patrick Wellar and Davis Payne (Coach).

Scores: May 24 at Alaska - Alaska 3, Gwinnett 2; May 25 at Alaska - Alaska 4, Gwinnett 3; May 29 at Gwinnett - Alaska 5, Gwinnett 4; May 31 at Gwinnett - Gwinnett 6, Alaska 1; June 1 at Gwinnett - Alaska 4, Gwinnett 3.

2005 - TRENTON TITANS - B.J. Abel, Andrew Allen, Scott Bertoli, Paul Brown, Bryce Cockburn, Nick Deschenes, Jerramie Domish, Connor Dunlop, Les Haggett, Leon Hayward, Chris Houle, Tim Judy, Rick Kowalsky, Matt Libby, Steve Munn, Chris Pittman, Brent Robinson, Rosario Ruggeri, Michael Schutte, Jeff Smith, Jarrett Thompson, Matt Zultek, Ted Dent (Assistant Coach) and Mike Haviland (Head Coach).

Scores: May 21 at Florida - Trenton 7, Florida 0; May 22 at Florida - Trenton 2, Florida 1; May 27 at Trenton - Florida 5, Trenton 4 (OT); May 28 at Trenton - Florida 6, Trenton 3; May 30 at Trenton - Trenton 5, Florida 2; June 1 at Florida - Trenton 4, Florida 1.

2004 - IDAHO STEELHEADS - Blair Allison, David Bararuk, Jeff Bateman, Mike Betz, Scott Burt, Adam Copeland, David Cornacchia, Regan Darby, Brett Draney, Dan Ellis, Lance Galbraith, Dylan Gyori, Darrell Hay, Ben Keup, Zenon Konopka, Jan Kopecky, Mick Mounsey, Jeremy Mylymok, Derek Paget, Sean Peach, Warren Peters, Mike Sgroi, Chris Slater, Dan Vandermeer, Andrei Vasilyev, Martin Vasut and John Olver (Coach).

Scores: May 14 at Florida - Idaho 5, Florida 1; May 15 at Florida - Idaho 6, Florida 4; May 19 at Idaho - Idaho 1, Florida 0 (OT); May 21 at Idaho - Florida 3, Idaho 2 (OT); May 22 at Idaho - Idaho 5, Florida 2.

2003 - ATLANTIC CITY BOARDWALK BULLIES - J.F. Caudron, Steve Cheredaryk, Kevin Colley, Luke Curtin, Kirk Furey, Jade Galbraith, Jerry Galway, Jim Henkel, Mark Loeding, Shawn Maltby, Scott Matzka, Peter Metcalf, Jake Moreland, Ryan Mouganel, Steve Munn, Mike Nicholishen, Dave Reid, Stefan Rivard, Paul Spadafora, Scott Stirling, Joe Talbot, Ian Walteson, Matthew Yeats, Matt Thomas (Assistant Coach) and Mike Haviland (Head Coach).

Scores: May 7 at Columbia - Atlantic City 1, Columbia 0; May 9 at Columbia - Atlantic City 3, Columbia 0; May 10 at Atlantic City - Columbia 5 Atlantic City 3; May 12 at Atlantic City - Atlantic City 3, Columbia 1; May 14 at Atlantic City - Atlantic City 3, Columbia 1.

2002 - GREENVILLE GRRROWL - David Bell, Zdenek Blatny, Jeff Dessner, Simon Gamache, Tyrone Garner, Jay Langager, Eric Lind, Martin Masa, Colin Pepperall, Jayme Platt, Jonathan Roy, Steve Rymsha, Luke Sellars, Judd Strauss, Ryan Stewart, Simon Tremblay, Roger Trudeau, Eric Van Acker, Sean Venedam, Damon Whitten, Nick Vitucci (Assistant Coach) and John Marks (Head Coach).

Scores: May 3 at Greenville - Greenville 6, Dayton 2; May 5 at Greenville - Greenville 4, Dayton 1; May 8 at Dayton - Greenville 3, Dayton 2 (OT); May 10 at Dayton - Greenville 5, Dayton 2.

2001 - SOUTH CAROLINA STINGRAYS - Jared Bednar, Ryan Brindley, Adam Calder, Marty Clapton, Kirk Daubenspeck, Brad Dexter, Zach Ham, Joel Irving, Trevor Johnson, Jody Lehman, Hugo Marchand, Brett Marietti, Mike Nicholishen, Damian Prescott, Chad Remackel, Greg Schmidt, Dave Seitz, Scott Swanson, Buddy Wallace, Chris Wheaton, Jason Fitzsimmons (Assistant Coach) and Rick Adduono (Head Coach).

Scores: May 18 at Trenton - South Carolina 3, Trenton 2 (OT); May 20 at Trenton - South Carolina 5, Trenton 3; May 22 at South Carolina - Trenton 4, South Carolina 3 (2 OT); May 24 at South Carolina - South Carolina 6, Trenton 5; May 27 at South Carolina - South Carolina 3, Trenton 2.

2000 - PEORIA RIVERMEN - Craig Anderson, Trevor Baker, Aaron Boh, J.F. Boutin, Jason Christie, Darren Clark, Jason Deleurme, Duane Derksen, Blaine Fitzpatrick, Matt Golden, Dan Hodge, Jason Lawmaster, Darren Maloney, Tomaz Razingar, Cody Rudkowsky, Joe Rybar, Cam Severson, Matt Smith, Mike Szkodzinski, Didier Tremblay, Trevor Wasyluk and Don Granato (Coach).

Scores: May 19 at Peoria - Louisiana 5, Peoria 3; May 20 at Peoria - Louisiana 4, Peoria 2; May 24 at Louisiana - Peoria 5, Louisiana 4 (2 OT); May 25 at Louisiana - Peoria 4, Louisiana 2; May 28 at Louisiana - Peoria 6, Louisiana 5 (2 OT); May 31 at Peoria - Peoria 4, Louisiana 3 (OT).

1999 - MISSISSIPPI SEA WOLVES - Sean Blanchard, Cody Bowtell, Andrew Dale, Brad Essex, Quinn Fair, Kevin Hilton, Kelly Hurd, Karl Infanger, John Kosobud, Mikhail Kravets, D.J. Mando, Troy Mann, Mike Martone, Vashi Nedomansky, Patrick Rochon, Mark Rupnow, Chris Schmidt, Travis Scott, Chuck Thuss, Bob Woods and Bruce Boudreau (Coach).

Scores: May 15 at Mississippi - Richmond 2, Mississippi 0; May 16 at Mississippi - Mississippi 5, Richmond 3; May 19 at Richmond - Richmond 5, Mississippi 3; May 23 at Richmond - Richmond 1, Mississippi 0; May 24 at Mississippi - Mississippi 2, Richmond 0; May 28 at Richmond - Mississippi 7, Richmond 3; May 30 at Mississippi - Mississippi 4, Richmond 3 (2 OT).

1998 - HAMPTON ROADS ADMIRALS - Chad Ackerman, Alex Alexeev, Rob Bonneau, Dan Carney, Dan Ceman, Sebastien Charpentier, Marty Clapton, Jeff Corbett, Vadim Epanchintsev, Victor Gervais, Alexander Kharlamov, Dominic Maltais, Drew Palmer, Chris Phelps, Joel Poirier, Jason Saal, Kayle Short, Rod Taylor, Yuri Yeresko, Boris Zelenko and John Brophy (Coach).

Scores: May 8 at Pensacola - Pensacola 7, Hampton Roads 4; May 9 at Pensacola - Hampton Roads 3, Pensacola 1; May 12 at Hampton Roads - Pensacola 1, Hampton Roads 0 (OT); May 13 at Hampton Roads - Hampton Roads 4, Pensacola 2; May 18 at Hampton Roads - Hampton Roads 7, Pensacola 3; May 20 at Pensacola - Hampton Roads 4 at Pensacola 1.

1997 - SOUTH CAROLINA STINGRAYS - Andy Adams, Jared Bednar, Rob Butler, Jason Cipolla, Rob Concannon, Mario Cormier, Brad Dexter, Jason Fitzsimmons, Jason Hehr, Chris Hynnes, Kevin Knopp, Taras Lendzyk, Brett Marietti, David Mayes, Steve Parson, Jeff Romfo, Mike Ross, Chris Rowland, Dave Seitz, Marc Tardif, Brendan Yarema and Rick Vaive (Coach).

Scores: May 2 at South Carolina - South Carolina 6, Louisiana 1; May 4 at South Carolina - South Carolina 4, Louisiana 2; May 7 at Louisiana - Louisiana 5, South Carolina 4; May 9 at Louisiana - South Carolina 7, Louisiana 4; May 11 at Louisiana - South Carolina 6, Louisiana 4

PATRICK J. KELLY CUP STANDINGS 1997-2020
(RANKED BY CUP WINS)

Teams	Finals Wins	Yrs.	Series	W	L	Goals For	Goals Against	Winning %
Alaska	3	11	30	98	50	475	349	.662
South Carolina	3	22	47	113	109	701	664	.509
Allen	2	4	11	41	26	222	187	.612
Colorado	2	7	13	41	31	221	218	.569
Cincinnati	2	12	29	87	74	442	416	.540
Idaho	2	15	29	73	77	394	402	.487
Newfoundland	1	1	4	16	7	77	54	.696
Hampton Roads	1	4	9	25	18	141	129	.581
Atlantic City	1	4	9	22	16	118	94	.579
Peoria	1	8	16	38	28	222	192	.576
Greenville Grrrowl	1	5	12	28	21	172	156	.571
Mississippi	1	8	16	36	27	197	180	.571
Florida	1	20	44	115	93	678	618	.553
Trenton	1	8	18	41	36	230	219	.532
Reading	1	13	25	65	62	356	344	.512
Fort Wayne	0	6	13	40	33	214	201	.548
Columbia	0	5	10	24	20	117	112	.545
Louisiana	0	8	20	47	40	319	300	.540
Kansas City	0	2	3	9	8	50	52	.529
Manchester	0	4	8	24	21	129	118	.533
Texas	0	2	4	10	9	57	53	.526
Richmond	0	4	8	18	17	100	94	.514
Las Vegas	0	10	20	53	51	307	278	.510
Stockton	0	9	16	43	42	251	270	.506
Greensboro Generals	0	1	2	4	4	26	24	.500
Pensacola	0	7	13	25	25	157	178	.500
Atlanta	0	9	17	36	37	220	207	.493
Wheeling	0	10	19	51	53	287	313	.490
Ontario	0	5	8	22	23	136	130	.489
Victoria	0	5	9	21	22	127	142	.488
Toledo	0	15	29	69	73	414	418	.486
Tulsa	0	2	4	12	13	69	74	.480
Adirondack	0	4	7	19	21	104	114	.475
Kalamazoo	0	8	13	31	36	200	216	.463
Pee Dee	0	6	12	24	28	156	171	.462
Rapid City	0	1	2	6	7	32	44	.462
Bakersfield	0	8	13	33	39	198	220	.458
Fresno	0	3	5	15	18	89	88	.455
Dayton	0	8	15	28	34	167	183	.452
Brampton	0	2	3	8	10	41	43	.444
Birmingham	0	3	5	8	10	63	71	.444
Greenville Swamp Rabbits	0	5	8	19	24	113	124	.442
Orlando	0	5	7	17	21	92	111	.447
Long Beach	0	2	3	6	8	44	45	.429
New Orleans	0	5	6	10	14	72	81	.417
Charlotte	0	10	15	26	37	172	201	.413
Jackson	0	3	5	6	9	36	50	.400
Roanoke	0	8	11	18	28	107	134	.391
Chesapeake	0	2	3	4	7	22	26	.364
Elmira	0	6	10	15	27	125	136	.357
Augusta	0	6	8	9	17	65	70	.346
Johnstown	0	7	11	11	22	83	90	.333
Arkansas	0	2	3	3	6	22	33	.333
Columbus (Ohio)	0	2	3	4	8	33	38	.333
Huntington	0	2	2	3	6	22	30	.333
Worcester	0	1	1	2	4	11	16	.333
Wichita	0	1	1	2	4	19	20	.333
Jacksonville	0	1	1	2	4	12	21	.333
Utah	0	12	18	27	57	222	306	.321
Mobile	0	5	6	7	16	75	96	.304
Baton Rouge	0	3	4	3	7	25	38	.300
Quad City	0	3	3	4	12	34	44	.250
San Francisco	0	1	1	1	4	11	20	.200
Lexington	0	1	1	0	3	2	17	.000
Phoenix	0	1	1	0	4	9	16	.000
San Diego	0	2	2	0	7	14	28	.000
Tallahassee	0	1	1	0	3	5	12	.000
Indy	0	1	1	0	4	9	14	.000

JACK RILEY CUP



History: Named in recognition of Jack Riley, the Jack Riley Cup was awarded to the playoff champion of the ECHL from the league's inaugural season in 1988-89 until 1995-96 when it was retired and replaced with the Patrick J. Kelly Cup. Beginning in 1938, Jack Riley did it all in professional hockey as a player, coach, general manager and scout. One of the most respected names in hockey, Riley was President of the American Hockey League from 1964-67 and was then a scout for the Pittsburgh Penguins of the National Hockey League until being named Commissioner of the Southern Hockey League in 1975.

Year	In Finals		Winner	Coach	Finalist	Coach
	W-L					
1996	4-0		Charlotte	John Marks	Jacksonville	Jeff Brubaker
1995	4-1		Richmond	Roy Sommer	Greensboro	Jeff Brubaker
1994	4-1		Toledo	Chris McSorley	Raleigh	Kurt Kleinendorst
1993	4-2		Toledo	Chris McSorley	Wheeling	Doug Sauter
1992	4-0		Hampton Roads	John Brophy	Louisville	Warren Young
1991	4-1		Hampton Roads	John Brophy	Greensboro	Jeff Brubaker
1990	4-1		Greensboro	Jeff Brubaker	Winston-Salem	Chris McSorley
1989	4-3		Carolina	Brendan Watson	Johnstown	Steve Carlson

RILEY CUP STANDINGS 1988-96 (RANKED BY CUP WINS)

Teams	Cup Wins	Yrs.	Series	W		L		Goals For	Goals Against	Winning %
				W	L	W	L			
Hampton Roads	2	7	13	30	21	211	176	.588		
Toledo	2	5	12	33	17	223	172	.660		
Wheeling ¹	1	8	14	33	28	234	226	.541		
Greensboro	1	6	15	36	26	216	215	.581		
Richmond	1	6	10	21	15	157	137	.583		
Charlotte	1	3	6	14	8	82	66	.636		
Johnstown	0	8	9	19	19	148	138	.500		
Tallahassee ²	0	8	9	20	19	124	143	.512		
Erie	0	8	7	8	17	89	105	.320		
Knoxville	0	8	6	5	17	66	95	.227		
Nashville	0	7	8	16	18	23	142	.471		
Jacksonville ³	0	6	11	21	23	173	189	.477		
Raleigh	0	5	8	16	18	121	124	.471		
Dayton	0	5	6	6	15	73	93	.286		
Columbus	0	5	4	2	10	46	58	.167		
Birmingham ⁴	0	4	5	17	13	155	103	.567		
South Carolina	0	3	5	10	10	75	79	.500		
Roanoke	0	3	4	4	9	31	46	.308		
Huntington	0	3	1	1	3	12	15	.250		
Louisville	0	1	1	0	3	6	12	.000		
Louisiana	0	1	1	2	3	23	26	.400		
Mobile	0	1	0	0	0	0	0	.000		

1 Includes totals of Carolina Thunderbirds, 1989-90, and Winston-Salem Thunderbirds, 1989-92

2 Includes totals of Virginia Lancers, 1988-90, Roanoke Valley Rebels/Rampage, 1990-93, and Huntsville Blast, 1993-94

3 Includes totals of Louisville IceHawks, 1990-93

4 Includes totals of Cincinnati Cyclones, 1990-92

**RILEY CUP WINNERS
ROSTERS AND FINAL SERIES SCORES**

1996 - CHARLOTTE CHECKERS - Phil Berger, Francois Bouchard, Jeff Connolly, Kimbi Daniels, Eric Fenton, Eric Flinton, Jason Kelly, Mick Kempffer, Scott Kirton, Dennis Maxwell, Scott Meehan, Darryl Noren, Charles Paquette, Kevin Rappana, Matt Robbins, Kurt Seher, Ken Shepard, Nick Vitucci, Shawn Wheeler, Marty Yewchuk and John Marks (Coach)

Scores: April 27, at Charlotte - Charlotte 6, Jacksonville 3; April 30, at Charlotte - Charlotte 5, Jacksonville 3; May 1, at Jacksonville - Charlotte 8, Jacksonville 2; May 2, at Jacksonville - Charlotte 6, Jacksonville 1.

1995 - RICHMOND RENEGADES - Jan Benda, Lou Body, Mike Burman, Duane Derksen, Scott Gruhl, Shane Henry, Rod Langway, David Littman, Garrett MacDonald, Kurt Mallett, Blaine Moore, Jay Murphy, Sean O'Brien, Trevor Senn, Andrew Shier, Shawn Snesar, Mike Taylor, Darren Wetherill and Roy Sommer (Coach)

Scores: April 24, at Richmond - Richmond 6, Greensboro 5; April 25, at Richmond - Richmond 3, Greensboro 1; April 27, at Greensboro - Greensboro 3, Richmond 0; April 29, at Greensboro - Richmond 6, Greensboro 0; May 1, at Richmond - Richmond 3, Greensboro 2.

1994 - TOLEDO STORM - Chris Bergeron, Rick Corriveau, Mark Deazeley, Norm Dezainde, Iain Duncan, Steve Dykstra, Dave Gagnon, John Hendry, Alex Hicks, Rick Judson, Marc Lyons, Mike Markovich, Jay Neal, Darren Perkins, Greg Puhalski, Pat Pylypuik, Andy Suhy, Nick Vitucci and Chris McSorley (Coach)

Scores: April 17, at Toledo - Toledo 4, Raleigh 3 (OT); April 20, at Toledo - Toledo 4, Raleigh 3 (OT); April 22, at Raleigh - Raleigh 3, Toledo 2 (OT); April 23, at Raleigh - Toledo 7, Raleigh 2; April 26, at Raleigh - Toledo 7, Raleigh 6.

1993 - TOLEDO STORM - Wade Bartley, Derek Booth, Scott Campbell, Joe Cook, Rick Corriveau, Mark Deazeley, Iain Duncan, Dave Flanagan, Alain Harvey, Alex Hicks, Jeff Jablonski, Jeff Jestadt, Rick Judson, Scott King, Bruce MacDonald, Barry Potomski, Greg Puhalski, Alex Roberts, Andy Suhy, Dan Wiebe and Chris McSorley (Coach)

Scores: April 9, at Wheeling - Wheeling 5, Toledo 3; April 11, at Wheeling - Wheeling 7, Toledo 3; April 14, at Toledo - Toledo 4, Wheeling 3; April 16, at Toledo - Toledo 7, Wheeling 5; April 17, at Wheeling - Toledo 4, Wheeling 2; April 18, at Toledo - Toledo 7, Wheeling 6 (OT).

1992 - HAMPTON ROADS ADMIRALS - Wade Bartley, Mark Bernard, Victor Gervais, Kurt Kabat, Paul Krepelka, Al MacIsaac, Steve Martell, Dennis McEwen, Harry Mews, Steve Mirabile, Dave Morissette, Billy Nolan, Randy Pearce, Steve Poapst, Shawn Snesar, Rod Taylor, Keith Whitmore and John Brophy (Coach)

Scores: April 10, at Hampton Roads - Hampton Roads 4, Louisville 3 (OT); April 11, at Hampton Roads - Hampton Roads 5, Louisville 2; April 15, at Louisville - Hampton Roads 4, Louisville 0; April 17, at Louisville - Hampton Roads 8, Louisville 3.

1991 - HAMPTON ROADS ADMIRALS - Mark Bernard, Pat Bingham, Rick Boyd, John East, Dave Flanagan, Dave Gagnon, Kent Hawley, Murray Hood, Kurt Kabat, Darcy Kaminski, Glen Kehrer, Olaf Kolzig, Dennis McEwen, Harry Mews, Dean Morton, Al Murphy, Billy Nolan, Jody Praznik and John Brophy (Coach)

Scores: April 3, at Hampton Roads - Greensboro 4, Hampton Roads 2; April 5, at Hampton Roads - Hampton Roads 4, Greensboro 2; April 7, at Greensboro - Hampton Roads 7, Greensboro 4; April 9, at Greensboro - Hampton Roads 2, Greensboro 1 (3 OT); April 11, at Hampton Roads - Hampton Roads 6, Greensboro 3.

1990 - GREENSBORO MONARCHS - Phil Berger, John Blessman, Daniel Bock, Doug Brown, Mike Butters, Wade Flaherty, Chris Laganas, Doug Lawrence, Bruce Major, Mike McCormick, Steve McKinley, Chris Robertson, John Sullivan, Boyd Sutton, Chad Thompson, Nick Vitucci, Scott White and Jeff Brubaker (Coach)

Scores: March 30, at Winston-Salem - Greensboro 5, Winston-Salem 3; March 31, at Winston-Salem - Winston-Salem 6, Greensboro 3; April 1, at Greensboro - Greensboro 5, Winston-Salem 1; April 4, at Greensboro - Greensboro 4, Winston-Salem 3 (2 OT); April 6, at Winston-Salem - Greensboro 4, Winston-Salem 1.

1989 - CAROLINA THUNDERBIRDS - Scott Allen, John Devereaux, Jay Fraser, Jeff Greene, Bill Huard, Randy Irving, Michel Lanouette, Rick McCarthy, Blair McReynolds, Steve Plaskon, Scott Rettew, E.J. Sauer, John Torchetti, Nick Vitucci, Bob Wensley, Gary Willett and Brendan Watson (Coach)

Scores: April 1, at Johnstown - Johnstown 8, Carolina 1; April 2, at Johnstown - Johnstown 6, Carolina 1; April 5, at Carolina - Carolina 7, Johnstown 4; April 8, at Carolina - Carolina 5, Johnstown 3; April 9, at Carolina, Carolina 7, Johnstown 1; April 10, at Carolina - Johnstown 7, Carolina 4; April 12, at Johnstown - Carolina 7, Johnstown 4.

ALL-TIME ECHL CHAMPIONSHIP STANDINGS

(Ranked By Cup Wins)

TEAMS	CUP WINS	YEARS	SERIES	WINS	LOSSES	GF	GA	PCT
Alaska	3	11	30	98	50	475	349	.662
Hampton Roads	3	11	22	55	39	352	305	.585
South Carolina	3	25	52	123	119	776	743	.508
Allen	2	4	11	41	26	222	187	.612
Colorado	2	7	13	41	31	221	218	.569
Cincinnati	2	12	29	87	73	442	416	.544
Toledo	2	29	41	103	90	610	590	.534
Idaho	2	16	31	79	82	418	431	.491
Newfoundland	1	1	4	16	7	70	53	.696
Greensboro Monarchs	1	6	15	36	26	216	215	.581
Atlantic City	1	4	9	22	16	118	94	.579
Winston-Salem	1	3	5	15	11	111	99	.577
Peoria	1	8	16	38	28	222	192	.576
Greenville Grrrowl	1	5	13	28	21	172	156	.571
Mississippi	1	8	16	36	27	197	180	.571
Florida	1	20	44	115	93	678	618	.553
Richmond	1	9	18	39	32	257	231	.549
Trenton	1	8	18	41	36	232	219	.532
Reading	1	13	25	65	62	354	344	.512
Charlotte	1	13	21	40	45	254	267	.471
Fort Wayne	0	6	13	40	33	214	201	.548
Columbia	0	5	10	24	20	117	112	.545
Cincinnati (1990-92)	0	2	4	7	6	65	43	.538
Tallahassee	0	3	7	15	13	79	88	.536
Louisiana	0	9	21	49	43	342	326	.533
Manchester	0	4	8	24	21	129	118	.533
Kansas City	0	2	3	9	8	50	52	.529
Texas	0	2	4	10	9	57	53	.526
Birmingham	0	5	10	18	17	153	131	.514
Las Vegas	0	10	20	53	51	307	278	.510
Stockton	0	8	16	43	42	251	270	.506
Pensacola	0	7	13	25	25	157	178	.500
Greensboro Generals	0	1	2	4	4	26	24	.500
Wheeling	0	14	28	69	69	410	440	.500
Atlanta	0	9	17	36	37	220	207	.493
Ontario	0	5	8	22	23	136	130	.489
Victoria	0	5	9	21	22	127	142	.488
Tulsa	0	2	4	12	13	69	74	.480
Adirondack	0	4	7	19	21	104	114	.475
Nashville	0	5	8	16	18	123	142	.471
Raleigh	0	4	8	16	18	121	124	.471
Bakersfield	0	8	13	33	38	198	220	.465
Kalamazoo	0	8	13	31	36	200	216	.463
Rapid City	0	1	1	6	7	32	44	.462
Pee Dee	0	6	12	24	28	156	171	.462
Louisville IceHawks	0	3	7	12	14	96	110	.462
Fresno	0	3	5	15	18	89	88	.455
Jacksonville Lizard Kings	0	2	5	9	11	83	89	.450
Brampton	0	2	3	8	10	41	43	.444
Greenville Swamp Rabbits	0	5	8	19	24	113	124	.442
Orlando	0	5	7	17	21	92	111	.436
Long Beach	0	2	3	6	8	44	45	.429
Roanoke Valley	0	1	1	3	4	18	28	.429
New Orleans	0	5	6	10	14	72	81	.417
Johnstown	0	13	21	30	43	235	255	.411
Dayton	0	13	21	34	49	240	276	.410
Jackson	0	3	5	6	9	36	50	.400
Roanoke	0	8	11	18	28	107	134	.391
Elmira	0	6	8	15	27	125	136	.386
Chesapeake	0	2	3	4	7	22	26	.364
Augusta	0	6	8	9	17	66	70	.346
Huntsville	0	1	1	1	2	18	28	.333
Arkansas	0	2	3	3	6	22	33	.333
Worcester	0	1	1	2	4	11	16	.333
Wichita	0	1	1	2	4	19	20	.333
Jacksonville Icemen	0	1	1	2	4	12	21	.333
Utah	0	12	18	27	57	222	276	.321
Erie	0	5	7	8	17	111	83	.320
Huntington	0	3	3	4	9	37	42	.308
Mobile	0	5	6	7	16	75	96	.304
Baton Rouge	0	3	4	3	7	25	38	.300
Quad City	0	3	3	4	12	34	45	.250
Columbus (Ohio)	0	5	7	6	18	74	101	.250
Knoxville	0	5	6	5	18	66	95	.217
San Francisco	0	1	1	1	4	11	20	.200
Phoenix	0	1	1	0	4	9	16	.000
Louisville RiverFrogs	0	1	1	0	3	6	12	.000
Lexington	0	1	1	0	3	2	17	.000
San Diego	0	2	2	0	7	14	28	.000
Indy	0	1	1	0	4	9	14	.000

HENRY BRABHAM CUP



Beginning with the inaugural season in 1988-89, the Henry Brabham Cup is awarded annually to the regular-season point champion of the ECHL.

History: Named in recognition of Henry Brabham, a founding member of the ECHL, who was the first owner of the Erie Panthers. A former mayor and businessman who was a major force in professional hockey in Virginia for more than 15 years, Brabham worked tirelessly to establish the fledgling league. The ECHL is proud to recognize his hard work and dedication by naming its regular-season champion award in his honor.

YEAR	WINNER	COACH	RECORD	POINTS
2019-20	Trophy not awarded due to COVID-19			
2018-19	Cincinnati	Matt Thomas	51-13-8	110
2017-18	Florida	Brad Ralph	53-13-6	112
2016-17	Toledo	Dan Watson	51-17-4	106
2015-16	Missouri	Richard Matvichuk	52-15-5	109
2014-15	Toledo	Derek Lalonde	50-15-7	107
2013-14	Alaska	Rob Murray	45-19-7	97
2012-13	Alaska	Rob Murray	49-15-8	106
2011-12	Alaska	Rob Murray	43-18-11	97
2010-11	Alaska	Brent Thompson	47-22-3	97
2009-10	Idaho	Derek Laxdal	48-17-7	103
2008-09	Florida	Malcolm Cameron	49-17-5	103
2007-08	Cincinnati	Chuck Weber	55-12-5	115
2006-07	Las Vegas	Glen Gulutzan	46-12-14	106
2005-06	Alaska	Davis Payne	53-12-7	113
2004-05	Pensacola	Dave Farrish	51-16-5	107
2003-04	San Diego	Steve Martinson	49-13-10	108
2002-03	Toledo	Claude Noel	47-15-10	104
2001-02	Louisiana	Dave Farrish	56-12-4	116
2000-01	Trenton	Troy Ward	50-18-4	104
1999-00	Florida	Bob Ferguson	53-15-2	108
1998-99	Pee Dee	Jack Capuano	51-15-4	106
1997-98	Louisiana	Doug Shedden	43-17-10	96
1996-97	South Carolina	Rick Vaive	45-15-10	100
1995-96	Richmond	Roy Sommer	46-11-13	105
1994-95	Wheeling	Doug Sauter	46-17-5	97
1993-94	Knoxville	Barry Smith	44-18-6	94
1992-93	Wheeling	Doug Sauter	40-16-8	88
1991-92	Toledo	Chris McSorley	46-15-3	95
1990-91	Knoxville	Don Jackson	46-13-5	97
1989-90	Winston-Salem	Chris McSorley	38-16-6	82
1988-89	Erie	Ron Hansis	37-20-3	77

E.A. "BUD" GINGHER MEMORIAL TROPHY



The club that advances to the Kelly Cup Finals as the winner of the Eastern Conference Championship is presented with the E.A. "Bud" Gingher Memorial Trophy.

History: Named in recognition of E.A. "Bud" Gingher, who was Chairman of the ECHL Board of Governors from 1992-95. Gingher, who passed away in 2002, co-founded the Dayton Bombers in 1991 and owned the team for seven seasons, serving as President and Governor until selling the team in 1998. Beginning in 1997-98, the trophy was awarded to the playoff champion of the Northern Conference in the ECHL.

2019-20	Playoffs canceled due to COVID-19	2007-08	Cincinnati Cyclones
2018-19	Newfoundland Growlers	2006-07	Dayton Bombers
2017-18	Florida Everblades	2005-06	Gwinnett Gladiators
2016-17	South Carolina Stingrays	2004-05	Florida Everblades
2015-16	Wheeling Nailers	2003-04	Florida Everblades
2014-15	South Carolina Stingrays	2002-03	Atlantic City Boardwalk Bullies
2013-14	Cincinnati Cyclones	2001-02	Dayton Bombers
2012-13	Reading Royals	2000-01	Trenton Titans
2011-12	Florida Everblades	1999-00	Peoria Rivermen
2010-11	Kalamazoo Wings	1998-99	Richmond Renegades
2009-10	Cincinnati Cyclones	1997-98	Hampton Roads Admirals
2008-09	South Carolina Stingrays		

BRUCE TAYLOR TROPHY



The club that advances to the Kelly Cup Finals as the winner of the Western Conference Championship is presented with the Bruce Taylor Trophy.

The trophy is named in recognition of Bruce Taylor, who was the founding father of the West Coast Hockey League. In the early 1990s, Taylor purchased teams in Fresno, Reno and Bakersfield and in 1995 joined them with teams in Anchorage, Fairbanks and San Diego to form the West Coast Hockey League. The Taylor Cup was presented to the playoff champion in the WCHL from the league's inaugural season in 1995-96 until the league ceased operations following the 2002-03 season. Taylor's ownership in hockey began in 1983 with the purchase of the Burnaby Bluehawks of the British Columbia Junior Hockey League and continued with the purchase of the Richmond Sockeyes in the BCJHL and the New Westminster Royals in the BCJHL.

History: Beginning in 1997-98, the trophy was awarded to the playoff champion of the Southern Conference in the ECHL. With the restructuring of the league divisional alignment beginning in 2003-04, the trophy was designated for the playoff champion of the Western Conference and in 2004-05, the winner of the National Conference.

2019-20	Playoffs canceled due to COVID-19	2007-08	Las Vegas Wranglers
2018-19	Toledo Walleye	2006-07	Idaho Steelheads
2017-18	Colorado Eagles	2005-06	Alaska Aces
2016-17	Colorado Eagles	2004-05	Trenton Titans
2015-16	Allen Americans	2003-04	Idaho Steelheads
2014-15	Allen Americans	2002-03	Columbia Inferno
2013-14	Alaska Aces	2001-02	Greenville Grrrowl
2012-13	Stockton Thunder	2000-01	South Carolina Stingrays
2011-12	Las Vegas Wranglers	1999-00	Louisiana IceGators
2010-11	Alaska Aces	1998-99	Mississippi Sea Wolves
2009-10	Idaho Steelheads	1997-98	Pensacola Ice Pilots
2008-09	Alaska Aces		

JUNE M. KELLY PLAYOFFS MOST VALUABLE PLAYER



An annual award presented "to the most valuable player for his team in the playoffs." Winner selected by the media and ECHL staff at the conclusion of the final game in the Kelly Cup Finals.

The trophy is named in honor of June M. Kelly, the wife of ECHL Commissioner Emeritus Patrick J. Kelly, whom the Kelly Cup is named after. Mrs. Kelly was an integral part of the ECHL behind the scenes during her husband's tenure as Commissioner from the League's inaugural season in 1988-89 through his retirement following the 1995-96 season.

During the early years of the ECHL, the Kelly tandem were the only employees of the League Office. As the administration and financial overseer of the League, June served as the backbone of the office, allowing her husband, Pat, to travel and build the League during its infancy.

2020	Playoffs canceled due to COVID-19	2004	Dan Ellis, Idaho
2019	Zach O'Brien, Newfoundland	2003	Kevin Colley, Atlantic City
2018	Michael Joly, Colorado	2002	Simon Gamache and Tyrone Gamer, Greenville
2017	Matt Register, Colorado	2001	Dave Seitz, South Carolina
2016	Chad Costello, Allen	2000	J.F. Boutin and Jason Christie, Peoria
2015	Greger Hanson, Allen	1999	Travis Scott, Mississippi
2014	Rob Madore, Cincinnati	1998	Sebastien Charpentier, Hampton Roads
2013	Riley Gill, Reading	1997	Jason Fitzsimmons, South Carolina
2012	John Muse, Florida	1996	Nick Vitucci, Charlotte
2011	Scott Howes, Alaska	1995	Blaine Moore, Richmond
2010	Jeremy Smith and Robert Mayer, Cincinnati	1994	Dave Gagnon, Toledo
2009	James Reimer, South Carolina	1993	Rick Judson, Toledo
2008	Cedrick Desjardins, Cincinnati	1992	Mark Bernard, Hampton Roads
2007	Steve Silverthorn, Idaho	1991	Dave Flanagan and Dave Gagnon, Hampton Roads
2006	Mike Scott, Alaska	1990	Wade Flaherty, Greensboro
2005	Leon Hayward, Trenton	1989	Nick Vitucci, Carolina

TEAM POSTSEASON RECORDS

Greenville Swamp Rabbits totals include Johnstown Chiefs, 1989, 1991-95, 2000-02, 2004, 2006-08
Adirondack Thunder totals include Cincinnati Cyclones, 1990-92; Birmingham Bulls, 1992-2001; A.C. Boardwalk Bullies, 2001-05; Stockton Thunder, 2005-15
Toledo Walleye totals include Toledo Storm, 1992-00, 2001, 2003, 2005-07, 2010
Utah Grizzlies totals include Virginia Lancers, 1989-90; Roanoke Valley Rebels/Rampage, 1991-92; Tallahassee Tiger Sharks, 1994-01; Lexington Men O' War, 2003.
Reading Royals totals include Columbus Chill, 1991-99
Wheeling Nailers totals include Carolina Thunderbirds, 1988-89; Winston-Salem Thunderbirds, 1989-92

POSTSEASON APPEARANCES

MOST KELLY CUP/RILEY CUP CHAMPIONSHIPS

- 3 - Alaska Aces (2006, 2011, 2014)
 - South Carolina Stingrays (1997, 2001, 2009)
 - Hampton Roads Admirals (1991, 1992, 1998)
- 2 - Colorado Eagles (2017, 2018)
 - Allen Americans (2015, 2016)
 - Cincinnati Cyclones (2008, 2010)
 - Idaho Steelheads (2004, 2007)
 - Toledo Storm (1993, 1994)

MOST FINAL SERIES APPEARANCES

- 5 - South Carolina Stingrays (1997, 2001, 2009, 2015, 2017)
- 4 - Florida Everblades (2004, 2005, 2012, 2018)
 - Wheeling Nailers (1989, 1990, 1993, 2016)
 - Alaska Aces (2006, 2009, 2011, 2014)
- 3 - Toledo Storm/Walleye (1993, 1994, 2019)
 - Cincinnati Cyclones (2008, 2010, 2014)
 - Greensboro Monarchs (1990, 1991, 1995)
 - Hampton Roads Admirals (1991, 1992, 1998)
 - Idaho Steelheads (2004, 2007, 2010)
- 2 - Allen Americans (2015, 2016)
 - Las Vegas Wranglers (2008, 2012)
 - Dayton Bombers (2002, 2007)
 - Trenton Titans (2001, 2005)
 - Jacksonville Lizard Kings (1992, 1996)
 - Louisiana IceGators (1997, 2000)
 - Richmond Renegades (1995, 1999)

MOST YEARS IN PLAYOFFS

- 25 - South Carolina Stingrays (1994-2006, 2008-19)
- 20 - Toledo Walleye (1992-00, 2001, 2003, 2005-07, 2010, 2013, 2015-19)
 - Florida Everblades (1999-2013, 2015-19)
- 18 - Greenville Swamp Rabbits (1989, 1991-95, 2000-02, 2004, 2006-08, 2011-14, 2017)
- 17 - Wheeling Nailers (1989-90, 1992-98, 2004, 2006, 2009, 2011-12, 2014-16)
- 16 - Idaho Steelheads (2004-19)

MOST CONSECUTIVE YEARS QUALIFYING FOR PLAYOFFS

- 16 - Idaho Steelheads (2004-19)
- 15 - Florida Everblades (1999-2013)
- 13 - South Carolina Stingrays (1994-2006)
- 12 - South Carolina Stingrays (2008-19)
- 11 - Alaska Aces (2004-14)
 - Roanoke Express (1994-2004)
 - Dayton Bombers (1992-2002)
 - Hampton Roads Admirals (1990-2000)

GAMES PLAYED

MOST PLAYOFF GAMES

- 242 - South Carolina Stingrays
- 210 - Adirondack Thunder
- 208 - Florida Everblades
- 193 - Toledo Walleye
- 165 - Idaho Steelheads

TEAM WINS

MOST PLAYOFF WINS

123 - South Carolina Stingrays
115 - Florida Everblades
109 - Adirondack Thunder
103 - Toledo Walleye
98 - Alaska Aces

HIGHEST PLAYOFF WINNING PERCENTAGE

.696 - Newfoundland Growlers (16-7)
.662 - Alaska Aces (98-50)
.612 - Allen Americans (41-26)
.585 - Hampton Roads Admirals (55-39)
.581 - Greensboro Monarchs (36-25)

MOST HOME PLAYOFF WINS

71 - South Carolina Stingrays
66 - Toledo Walleye
63 - Adirondack Thunder
61 - Florida Everblades
47 - Alaska Aces

HIGHEST HOME PLAYOFF WINNING PERCENTAGE

.833 - Newfoundland Growlers (10-2)
.759 - Greensboro Monarchs (22-7)
.714 - Columbia Inferno (15-6)
.708 - Hampton Roads Admirals (34-14)
.694 - Richmond Renegades (25-11)

MOST ROAD PLAYOFF WINS

54 - Florida Everblades
52 - South Carolina Stingrays
51 - Alaska Aces
47 - Cincinnati Cyclones
46 - Adirondack Thunder

HIGHEST ROAD PLAYOFF WINNING PERCENTAGE

.750 - Greensboro Generals (3-1)
.671 - Alaska Aces (51-25)
.667 - Wichita Thunder (2-1)
.625 - Allen Americans (20-12)
.595 - Colorado Eagles (22-15)

DOWN 3-1 IN KELLY CUP PLAYOFFS

- Idaho vs. Allen - 2018 Mountain Division Semifinals (Idaho trailed 0-3)
Idaho won Game 4 (2-1 at Allen), Game 5 (2-1 at Allen), Game 6 (6-3 at home) and Game 7 (4-1 at home)
- Florida vs. Orlando - 2017 South Division Semifinals
Florida won Game 5 (5-1 at Orlando), Game 6 (6-4 at home) and Game 7 (7-4 at home)
- Allen vs. Ontario - 2015 Western Conference Finals
Allen won Game 5 (6-2 at Ontario), Game 6 (2-1 at home) and Game 7 (3-1 at home)
- Cincinnati vs. Reading - 2010 American Conference Finals (Cincinnati trailed 0-3)
Cincinnati won Game 4 (6-4 at Reading), Game 5 (5-0 at Reading), Game 6 (6-3 at home) and Game 7 (1-0 at home)
- Dayton vs. Cincinnati - 2007 North Division Finals
Dayton won Game 5 (6-2 at Cincinnati), Game 6 (3-0 at home) and Game 7 (5-3 at home)
- Las Vegas vs. Idaho - 2006 West Division Semifinals
Las Vegas won Game 5 (5-2 at Idaho), Game 6 (6-0 at home) and Game 7 (6-2 at home)
- Mississippi vs. Richmond - 1999 Kelly Cup Finals
Mississippi won Game 5 (2-0 at home), Game 6 (7-3 at Richmond) and Game 7 (4-3 in double overtime at home)

TEAM LOSSES

MOST PLAYOFF LOSSES

- 119 - South Carolina Stingrays
- 101 - Adirondack Thunder
 - 93 - Florida Everblades
 - 90 - Toledo Walleye
 - 86 - Idaho Steelheads

LOWEST PLAYOFF WINNING PERCENTAGE

- .000 - San Diego Gulls (0-7)
 - Phoenix RoadRunners (0-4)
 - Indy Fuel (0-4)
- .200 - San Francisco Bulls (1-4)
- .250 - Quad City Mallards (4-12)

MOST HOME PLAYOFF LOSSES

- 55 - South Carolina Stingrays
- 47 - Adirondack Thunder
 - Idaho Steelheads
- 46 - Florida Everblades
- 45 - Reading Royals

LOWEST HOME PLAYOFF WINNING PERCENTAGE

- .000 - San Diego Gulls (0-4)
 - Phoenix RoadRunners (0-2)
 - San Francisco Bulls (0-3)
 - Wichita Thunder (0-3)
 - Indy Fuel (0-2)

MOST ROAD PLAYOFF LOSSES

- 64 - South Carolina Stingrays
- 54 - Adirondack Thunder
- 53 - Toledo Walleye
- 47 - Florida Everblades
- 45 - Reading Royals

LOWEST ROAD PLAYOFF WINNING PERCENTAGE

- .000 - San Diego Gulls (0-3)
 - Phoenix RoadRunners (0-2)
 - Jacksonville Icemen (0-3)
 - Indy Fuel (0-2)
- .125 - Quad City Mallards (1-7)

FEWEST LOSSES

FEWEST PLAYOFF LOSSES, ONE PLAYOFF YEAR

- 1 - Alaska Aces, 2011
- 2 - Toledo Storm, 1994
 - Hampton Roads Admirals, 1992
 - Greensboro Monarchs, 1990

PLAYOFF WINNING STREAKS

LONGEST PLAYOFF WINNING STREAK

- 11 - Colorado Eagles, 2017 (8 games) and 2018 (3 games)
 - Richmond Renegades, 1999
- 10 - Alaska Aces, 2011
- 9 - Columbia Inferno, 2003
 - Toledo Storm, 1994
- 8 - five times, most recent:
 - Reading Royals, 2010

PLAYOFF LOSING STREAKS

LONGEST PLAYOFF LOSING STREAK

- 12 - Utah Grizzlies, 2011 (4 games), 2012 (3 games), 2013 (4 games), 2014 (1 game)
- 9 - Quad City Mallards, 2015 (2 games), 2016 (4 games), 2017 (3 games)
- South Carolina Stingrays, 2012 (1 game), 2013 (4 games), 2014 (4 games)
- 8 - four times, most recent:
 - South Carolina Stingrays, 2017 (4 games) and 2018 (4 games)

MOST GOALS IN A SERIES, ONE TEAM

MOST GOALS, ONE TEAM, TWO-GAME SERIES

- 15 - Cincinnati Cyclones vs. Johnstown, 1992
- 12 - Raleigh IceCaps vs. Roanoke, 1994
- Hampton Roads Admirals vs. Richmond, 1992
- 11 - South Carolina Stingrays vs. Baton Rouge, 2000
- Trenton Titans vs. Johnstown, 2007

MOST GOALS, ONE TEAM, THREE-GAME SERIES

- 25 - Richmond Renegades vs. Columbus (Ohio), 1995
- 23 - Peoria Rivermen vs. Wheeling, 1997
- 22 - Richmond Renegades vs. Hampton Roads, 1996

MOST GOALS, ONE TEAM, FOUR-GAME SERIES

- 28 - Johnstown Chiefs vs. Knoxville, 1989
- 25 - Charlotte Checkers vs. Jacksonville, 1996
- 23 - Toledo Storm vs. Erie, 1993
- Stockton Thunder vs. Alaska, 2010
- Kalamazoo Wings vs. Reading, 2011

MOST GOALS, ONE TEAM, FIVE-GAME SERIES

- 27 - Las Vegas Wranglers vs. Alaska, 2008
- South Carolina Stingrays vs. Louisiana, 1997
- 26 - Jacksonville Lizard Kings vs. Louisiana, 1996
- Greensboro Monarchs vs. Dayton, 1995
- Winston-Salem Thunderbirds vs. Nashville, 1990

MOST GOALS, ONE TEAM, SIX-GAME SERIES

- 32 - Toledo Storm vs. Nashville, 1993
- 30 - Pensacola Ice Pilots vs. Louisiana, 1998
- 28 - Alaska Aces vs. Victoria, 2007
- Toledo Storm vs. Wheeling, 1993
- Wheeling Thunderbirds vs. Toledo, 1993

MOST GOALS, ONE TEAM, SEVEN-GAME SERIES

- 33 - Johnstown Chiefs vs. Carolina, 1989
- 32 - Carolina Thunderbirds vs. Johnstown, 1989
- 28 - Ontario Reign vs. Stockton, 2009
- Greensboro Monarchs vs. Roanoke Valley, 1992

FEWEST GOALS IN A SERIES, ONE TEAM

FEWEST GOALS, ONE TEAM, TWO-GAME SERIES

- 1 - Dayton Bombers vs. Johnstown, 2008
- 2 - Augusta Lynx vs. Baton Rouge, 1999
- Johnstown Chiefs vs. Cincinnati, 1992
- 3 - Augusta Lynx vs. Charlotte, 2007
- Nashville Knights vs. Wheeling, 1994

FEWEST GOALS, ONE TEAM, THREE-GAME SERIES

- 2 - Charlotte Checkers vs. Gwinnett, 2008
- Arkansas RiverBlades vs. Louisiana, 2003
- Lexington Men O' War vs. Toledo, 2003
- Cincinnati Cyclones vs. Dayton, 2002
- Richmond Renegades vs. Trenton, 2000
- 3 - Trenton Titans vs. Dayton, 2007
- Pee Dee Pride vs. Columbia, 2003
- Pensacola Ice Pilots vs. Mississippi, 2003
- Jackson Bandits vs. Mississippi, 2002

FEWEST GOALS, ONE TEAM, FOUR-GAME SERIES

- 2 - Idaho Steelheads vs. Alaska, 2011
- 3 - four times, most recent:
South Carolina Stingrays vs. Orlando, 2018
- 4 - five times, most recent:
Idaho Steelheads vs. Colorado, 2018

FEWEST GOALS, ONE TEAM, FIVE-GAME SERIES

- 4 - Greenville Road Warriors vs. Reading, 2013
- 5 - Peoria Rivermen vs. Johnstown, 2002
- 7 - seven times, most recent:
Orlando Solar Bears vs. Florida, 2019

FEWEST GOALS, ONE TEAM, SIX-GAME SERIES

- 6 - Florida Everblades vs. Newfoundland, 2019
- 8 - Las Vegas Wranglers vs. Cincinnati, 2008
- 9 - Reading Royals vs. Brampton, 2017
- 10 - Idaho Steelheads vs. Tulsa, 2019
- Cincinnati Cyclones vs. Alaska, 2014
- 11 - five times, most recent:
Fort Wayne Komets vs. Toledo, 2019

FEWEST GOALS, ONE TEAM, SEVEN-GAME SERIES

- 13 - Rapid City Rush vs. Quad City, 2015
- 14 - Cincinnati Cyclones vs. Fort Wayne, 2016
- Adirondack Thunder vs. South Carolina, 2016
- 15 - Fort Wayne Komets vs. Toledo, 2015
- Quad City Mallards vs. Rapid City, 2015
- Alaska Aces vs. South Carolina, 2009

MOST GOALS IN A SERIES, BOTH TEAMS

MOST GOALS, BOTH TEAMS, TWO-GAME SERIES

- 18 - Johnstown Chiefs vs. Trenton, 2007
- 17 - Baton Rouge Kingfish vs. South Carolina, 2000
- Cincinnati Cyclones vs. Johnstown, 1992
- 16 - New Orleans Brass vs. Jacksonville, 1999
- Raleigh IceCaps vs. Roanoke, 1994
- Hampton Roads Admirals vs. Richmond, 1992

MOST GOALS, BOTH TEAMS, THREE-GAME SERIES

- 38 - Columbus Chill vs. Richmond, 1995
- 35 - Peoria Rivermen vs. Wheeling, 1997
- 34 - Hampton Roads Admirals vs. Richmond, 1996

MOST GOALS, BOTH TEAMS, FOUR-GAME SERIES

- 40 - Jacksonville Lizard Kings vs. Richmond Renegades, 1996
- 39 - Florida Everblades vs. Gwinnett Gladiators, 2006
- Erie Panthers vs. Toledo Storm, 1993
- Cincinnati Cyclones vs. Louisville IceHawks, 1992
- 38 - Kalamazoo Wings vs. Reading Royals, 2011
- Stockton Thunder vs. Alaska Aces, 2010
- 37 - Birmingham Bulls vs. Raleigh IceCaps, 1994

MOST GOALS, BOTH TEAMS, FIVE-GAME SERIES

- 48 - Hampton Roads Admirals vs. South Carolina Stingrays, 1997
 - Greensboro Monarchs vs. Nashville Knights, 1995
- 47 - Birmingham Bulls vs. Louisiana IceGators, 1997
 - Jacksonville Lizard Kings vs. Louisiana IceGators, 1996
- 46 - Erie Panthers vs. Hampton Roads Admirals, 1990

MOST GOALS, BOTH TEAMS, SIX-GAME SERIES

- 56 - Toledo Storm vs. Wheeling Thunderbirds, 1993
- 51 - Nashville Knights vs. Toledo Storm, 1993
- 50 - Louisiana IceGators vs. Pensacola Ice Pilots, 1998

MOST GOALS, BOTH TEAMS, SEVEN-GAME SERIES

- 65 - Carolina Thunderbirds vs. Johnstown Chiefs, 1989
- 55 - Stockton Thunder vs. Ontario Reign, 2009
- 51 - Bakersfield Condors vs. Long Beach Ice Dogs, 2006

FEWEST GOALS IN A SERIES, BOTH TEAMS

FEWEST GOALS, BOTH TEAMS, TWO-GAME SERIES

- 8 - Charlotte Checkers vs. Augusta Lynx, 2007
 - Greenville Grrrowl vs. Augusta Lynx, 2006
- 9 - Baton Rouge Kingfish vs. Augusta Lynx, 1999
- 9 - Johnstown Chiefs vs. Dayton Bombers, 2008

FEWEST GOALS, BOTH TEAMS, THREE-GAME SERIES

- 9 - Arkansas RiverBlades vs. Louisiana IceGators, 2003
 - Cincinnati Cyclones vs. Dayton Bombers, 2002
- 11 - Trenton Titans vs. Dayton Bombers, 2007
 - Richmond Renegades vs. Trenton Titans, 2000
- 12 - Gwinnett Gladiators vs. Charlotte Checkers, 2008

FEWEST GOALS, BOTH TEAMS, FOUR-GAME SERIES

- 9 - Chesapeake Icebreakers vs. Roanoke Express, 1999
- 11 - Orlando Solar Bears vs. South Carolina Stingrays, 2018
 - Reading Royals vs. Toledo Storm, 2005
- 13 - Alaska Aces vs. Idaho Steelheads, 2011
- 15 - Colorado Eagles vs. Idaho Steelheads, 2018
 - Wheeling Nailers vs. South Carolina Stingrays, 2014
 - Cincinnati Cyclones vs. Toledo Storm, 2003

FEWEST GOALS, BOTH TEAMS, FIVE-GAME SERIES

- 19 - Johnstown Chiefs vs. Peoria Rivermen, 2002
 - Reading Royals vs. Greenville Road Warriors, 2013
- 20 - Florida Everblades vs. Orlando Solar Bears, 2019
 - Las Vegas Wranglers vs. Alaska Aces, 2012
 - Columbia Inferno vs. Atlantic City Boardwalk Bullies, 2003
- 21 - Bakersfield Condors vs. Utah Grizzlies, 2014
 - Idaho Steelheads vs. Cincinnati Cyclones, 2010

FEWEST GOALS, BOTH TEAMS, SIX-GAME SERIES

- 21 - Brampton Beast vs. Reading Royals, 2017
- 23 - Tulsa Oilers vs. Idaho Steelheads, 2019
 - Las Vegas Wranglers vs. Cincinnati Cyclones, 2008
- 26 - Las Vegas Wranglers vs. Idaho Steelheads, 2007
- 27 - four times, most recent:
 - Adirondack Thunder vs. Worcester Railers, 2018

FEWEST GOALS, BOTH TEAMS, SEVEN-GAME SERIES

- 28 - Rapid City Rush vs. Quad City Mallards, 2015
- 33 - Alaska Aces vs. Fresno Falcons, 2006
- 35 - Allen Americans vs. Idaho Steelheads, 2016
 - South Carolina Stingrays vs. Adirondack Thunder, 2016
 - Toledo Walleye vs. Wheeling Nailers, 2015

MOST GOALS IN A GAME OR PERIOD

MOST GOALS, ONE TEAM, ONE GAME

- 11 - Dayton Bombers, Apr. 1, 1995, vs. Greensboro
- 10 - several teams, most recent:
 - Peoria Rivermen, Apr. 28, 1997, vs. Louisiana
- 9 - several teams, most recent:
 - Cincinnati Cyclones, Apr. 21, 2010, vs. Charlotte

MOST GOALS, ONE TEAM, ONE PERIOD

- 6 - seven teams, most recent:
 - Wheeling Nailers, May 9, 2016 vs. Reading Royals (3rd period)
- 5 - several teams, most recent:
 - Brampton Beast, April 20, 2019 vs. Newfoundland Growlers (3rd period)
 - Manchester Monarchs, April 20, 2019 vs. Adirondack Thunder (3rd period)

MOST GOALS, BOTH TEAMS, ONE GAME

- 17 - Richmond Renegades (9) vs. Columbus (Ohio) (8) 2 OT, Mar. 25, 1995
- 15 - Louisiana IceGators (8) vs. New Orleans (7) 2 OT, Apr. 6, 2001
 - Louisiana IceGators (8) vs. Mobile (7) 2 OT, Apr. 4, 1998
 - Erie Panthers (9) vs. Toledo (6), Mar. 24, 1993
- 14 - several teams, most recent:
 - Cincinnati Cyclones (9) vs. Charlotte (5), Apr. 21, 2010

LARGEST WINNING MARGIN

- 11 - Dayton Bombers (11) vs. Greensboro (0), Apr. 1, 1995
- 10 - Hampton Roads Admirals (10) vs. Johnstown (0), Mar. 29, 1991
- 9 - Richmond Renegades (9) vs. Hampton Roads (0), Apr. 9, 1999

POWER-PLAY AND SHORTHANDED GOALS

MOST SHORTHANDED GOALS, TEAM

- 9 - Alaska, 2006
- 6 - Wheeling, 1993
- 5 - 12 times, most recent: Colorado and Florida, 2018

MOST POWER-PLAY GOALS, TEAM

- 36 - South Carolina, 1997
- 31 - Toledo, 1993
- 28 - Allen, 2016
 - South Carolina, 2001

SHOTS ON GOAL

MOST SHOTS ON GOAL, BOTH TEAMS, ONE GAME

- 151 - Colorado Eagles (85) vs. Idaho Steelheads (66), Apr. 28, 2014 (4 OT)
- 145 - Trenton Devils (75) vs. Elmira Jackals (70), Apr. 10, 2009 (4 OT)
- 139 - Louisiana IceGators (82) vs. Jackson Bandits (57), Apr. 5, 2002 (3 OT)
- 138 - Louisiana IceGators (85) vs. Pensacola Ice Pilots (53), Apr. 14, 2004 (2 OT)
- 134 - Greensboro Monarchs (67) vs. Winston-Salem Thunderbirds (67), Apr. 4, 1990 (2 OT)

MOST SHOTS ON GOAL, ONE TEAM, OVERTIME GAME

- 85 - Colorado Eagles, Apr. 28, 2014 vs. Idaho (4 OT)
 - Louisiana IceGators, Apr. 14, 2004 vs. Pensacola (2 OT)
- 82 - Louisiana IceGators, Apr. 5, 2002 vs. Jackson (3 OT)
- 78 - Richmond Renegades, Mar. 25, 1995 vs. Columbus (Ohio) (2 OT)

MOST SHOTS ON GOAL, ONE TEAM, REGULATION GAME

- 65 - Peoria Rivermen, Apr. 2, 1997 vs. Wheeling
- 60 - Bakersfield Condors, Apr. 13, 2007 vs. Fresno
 - Dayton Bombers, Mar. 24, 1995 vs. Huntington
 - Greensboro Monarchs, Mar. 28, 1992 vs. Roanoke Valley
- 59 - Atlantic City Boardwalk Bullies, Apr. 16, 2003 at Greensboro

MOST SHOTS ON GOAL, ONE TEAM, ONE PERIOD

- 29 - Dayton Bombers, Mar. 24, 1995 vs. Huntington
- 28 - Gwinnett Gladiators, May 8, 2006 vs. Toledo
 - Peoria Rivermen, Apr. 2, 1998 vs. Wheeling
- 27 - New Orleans Brass, Apr. 3, 2001 vs. Augusta

FEWEST SHOTS ON GOAL, ONE TEAM, ONE GAME

- 11 - Bakersfield Condors, May 25, 2014 vs. Alaska
 - Roanoke Express, Apr. 2, 1995 vs. Richmond
- 12 - Toledo Walleye, May 17, 2017 at Colorado
 - Toledo Storm, Apr. 23, 2001 vs. Trenton
- 13 - Johnstown Chiefs, Apr. 7, 2001 vs. Trenton

FEWEST SHOTS ON GOAL, ONE TEAM, ONE PERIOD

- 1 - several teams, most recent:
 - Stockton Thunder, Apr. 15, 2009 vs. Ontario (first period)
- 2 - several teams, most recent:
 - Alaska Aces, May 20, 2011 vs. Kalamazoo (third period)

FASTEST GOALS

FASTEST THREE GOALS, BOTH TEAMS

- 37 seconds - Tom Nemeth, Dayton (4:22), Andrew Shier, Richmond (4:31)
and Scott Burfoot, Richmond (4:59 of 2nd period), Richmond vs.
Dayton, Apr. 3, 1997

FASTEST THREE GOALS, ONE TEAM

- 29 seconds - Dean Strong (6:00), Justin Taylor (6:12) and Justin Taylor
(6:29 of 1st period), Kalamazoo vs. Reading, Apr. 16, 2011

FASTEST TWO GOALS, ONE TEAM

- 8 seconds - Austin Carroll (6:02) and Travis Barron (6:10 of third period), Utah at Idaho, April
12, 2019
 - Scott Gruhl (12:37) and Blaine Moore (12:45 of second period), Richmond vs.
Tallahassee, Apr. 12, 1995

FASTEST OVERTIME GOAL

- 11 seconds - Mark Derlago, Bakersfield vs. Las Vegas, Apr. 18, 2009
 - Josh Aspenlind, Victoria vs. Utah, Apr. 20, 2011

OVERTIME

LONGEST OVERTIME PLAYOFF GAMES

- 137:18 - Colorado Eagles at Idaho Steelheads, April 28, 2014
(Idaho won 3-2 at 17:18 of the fourth overtime)
- 126:10 - Elmira Jackals at Trenton Devils, April 10, 2009
(Elmira won 5-4 at 6:10 of the fourth overtime)
- 124:19 - South Carolina Stingrays at Gwinnett Gladiators, April 6, 2012
(South Carolina won 4-3 at 4:19 of the fourth overtime)
- 121:24 - Louisiana IceGators at Greenville Grrrowl, May 5, 2000
(Greenville won 3-2 at 1:24 of the fourth overtime)
- 115:19 - Jackson Bandits at Louisiana IceGators, April 5, 2002
(Jackson won 5-4 at 15:19 of the third overtime)

MOST OVERTIME GAMES, ONE PLAYOFF YEAR

- 26 - 2008 - Of 90 games played, 26 went into overtime
- 24 - 2013 - Of 83 games played, 24 went into overtime
- 21 - 2018 - Of 80 games played, 21 went into overtime
- 20 - four times, most recent: 2019 - Of 86 games played, 20 went into overtime

FEWEST OVERTIME GAMES, ONE PLAYOFF YEAR

- 1 - 1989 - Of 15 games played, 1 went into overtime
- 3 - 1990 - Of 21 games played, 3 went into overtime
- 4 - 1991 - Of 30 games played, 4 went into overtime

MOST OVERTIME GAMES, ONE SERIES

- 4 - Idaho vs. Utah, 2019
(Idaho won best-of-seven Mountain Division Semifinals 4-1)
- Florida vs. Orlando, 2019
(Florida on best-of-seven South Division Finals 4-1)
- South Carolina vs. Toledo, 2015
(South Carolina won best-of-seven Eastern Conference Finals 4-3)
- Hampton Roads vs. Raleigh, 1993
(Raleigh won first round best-of-five series 3-1)
- 3 - 27 times, most recent:
Newfoundland vs. Brampton, 2019
(Newfoundland won best-of-seven North Division Semifinals 4-2)

MOST OVERTIME WINS, ONE TEAM, ONE PLAYOFF YEAR

- 7 - Colorado Eagles, 2018
- 6 - Colorado Eagles, 2017
- 5 - seven times, most recent:
Newfoundland Growlers, 2019
- 4 - 13 times, most recent:
Idaho Steelheads, 2019

TEAM PENALTY MINUTES

MOST PENALTY MINUTES, BOTH TEAMS, ONE SERIES (SINCE 1991-92)

- 532 - Erie Panthers (268) vs. Toledo (264), 1993
- 523 - Louisiana IceGators (355) vs. Pensacola (168), 1998
- 501 - Greensboro Monarchs (265) vs. Roanoke Valley (236), 1992

MOST PENALTY MINUTES, ONE TEAM, ONE SERIES (SINCE 1991-92)

- 355 - Louisiana IceGators vs. Pensacola, 1998
- 300 - Toledo Storm vs. Louisville, 1992
- 276 - Greensboro Monarchs vs. Dayton, 1995

MOST PENALTY MINUTES, BOTH TEAMS, ONE GAME

- 244 - Toledo Storm (124) vs. Erie (120), Mar. 22, 1993
- 243 - Richmond Renegades (138) vs. Winston-Salem (105), Mar. 24, 1992
- 240 - Dayton Bombers (154) vs. Toledo (86), Mar. 29, 1996

MOST PENALTY MINUTES, ONE TEAM, ONE GAME

- 168 - Louisiana IceGators vs. Pensacola, Apr. 30, 1998
- 155 - Greensboro Monarchs vs. Dayton, Apr. 1, 1995
- 154 - Dayton Bombers vs. Toledo, Mar. 29, 1996

FEWEST PENALTY MINUTES, BOTH TEAMS, ONE GAME

- 0 - Stockton Thunder (0) vs. Las Vegas Wranglers (0), Apr. 22, 2008
- 2 - Florida Everblades (2) vs. Newfoundland Growlers (0), May 18, 2019
- Tallahassee Tiger Sharks (0) vs. Raleigh IceCaps (2), Mar. 30, 1996
- 4 - Toledo Walleye (4) at Tulsa Oilers (0), May 22, 2019
- Colorado Eagles (0) at Allen Americans (4), May 9, 2017
- Reading Royals (2) vs. Florida Everblades (2), Apr. 28, 2010
- 6 - Stockton Thunder (6) vs. Las Vegas Wranglers (0), Apr. 14, 2013
- Tallahassee Tiger Sharks (2) vs. Raleigh IceCaps (4), Mar. 29, 1996

FEWEST PENALTY MINUTES, ONE TEAM, ONE GAME

- 0 - 10 times, most recent:
Tulsa Oilers, May 22, 2019 vs. Toledo
Newfoundland Growlers, May 18, 2019 vs. Florida
- 2 - 23 times, most recent:
Toledo Walleye, May 25, 2019 at Newfoundland
- 4 - 31 times, most recent:
Florida Everblades, April 20, 2019 at Jacksonville

Overtime Postseason Games Over 100 Minutes

Date	Location	Series	Score	Scorer	Length	Series Winner
April 28, 2014	Idaho	CQF	IDH, 3, COL 2	David de Kastrozza	137:18	IDH
April 10, 2009	Trenton	DSF	ELM 5, TRE 4	Josh Aspenlind	126:10	ELM
April 6, 2012	Gwinnett	CQF	SC 4, GWT 3	Zach Tarkir	124:19	SC
May 5, 2000	Greenville	CF	GRV 3, LA 2	Martin Masa	121:24	LA
April 5, 2002	Louisiana	DSF	JCK 5, LA 4	Bogdan Rudenko	115:19	JCK
May 2, 2006	Alaska	DF	AK 4, LV 3	Cam Keith	113:30	AK
April 13, 1999	Mississippi	CQF	MIS 4, SC 3	Kevin Hilton	110:37	MIS
April 6, 2011	Las Vegas	CQF	IDH 3, LV 2	Dustin Friesen	108:13	IDH
May 7, 2018	Manchester	DF	ADK 3, MAN 2	Mathieu Brodeur	108:08	ADK
May 2, 1999	Pee Dee	CF	PD 4, MIS 3	Rick Bennett	106:30	MIS
April 14, 2008	Fresno	CQF	UTA 4, FRE 3	Justin Bourne	106:23	UTA
April 9, 1991	Greensboro	Finals	HRD 2, GBM 1	Dave Flanagan	105:47	HRD
May 6, 2015	South Carolina	DF	FLA 2, SC 1	Corey Trivino	105:38	SC
May 27, 2015	Toledo	CF	SC 1, TOL 0	Joe Devin	105:35	SC
May 5, 2016	Reading	CSF	WHL 2, REA 1	Cody Wydo	104:22	WHL
April 26, 2014	Greenville	CQF	GRN 4, KAL 3	Kyle Jean	104:02	GRN
April 22, 1998	Wheeling	CF	HRD 4, WHL 3	Dan Ceman	103:39	HRD
May 19, 2017	Colorado	CF	COL 5, TOL 4	Matt Garbowski	103:07	COL
April 17, 2016	Colorado	CQF	COL 5, UTA 4	Darryl Bootland	102:31	UTA
April 2, 1997	Hampton Roads	1st	HRD 4, RNK 3	Alain Savage	101:31	HRD
May 8, 2007	Florida	CF	DAY 4, FLA 3	Brad Farynuk	101:23	DAY
May 5, 2010	Stockton	CF	STK 1, IDH 0	Ryan Constant	100:36	IDH

INDIVIDUAL POSTSEASON RECORDS**GAMES****MOST PLAYOFF GAMES**

- 124 - Matt Register, Ontario, Allen, Colorado, Toledo, 2013-19
- 104 - Scott Burt, Toledo, Idaho, Utah, Alaska, 1998-99, 2003-09, 2011
- 102 - Chris Valicevic, Louisiana, Greensboro, 1994-02
- 93 - Mathieu Aubin, Cincinnati, Utah, 2007-08, 2010-11, 2013, 2015, 2017
- Jay Murphy, Louisiana, Richmond, Greensboro, 1995-03

GOALS**MOST GOALS IN PLAYOFFS, CAREER**

- 50 - Phil Berger, Charlotte, Greensboro, 1990-96
- Jay Murphy, Louisiana, Richmond, Greensboro, 1995-03
- 39 - Rod Taylor, Hampton Roads, Richmond, Roanoke, 1992-02
- 36 - Wes Goldie, Pee Dee, Victoria, Alaska, 2000-03, 2007-12
- 34 - A.J. Jenks, Cincinnati, Florida, Toledo, 2013-19
- Mike Scott, Atlantic City, Mississippi, Alaska, 2001-07

MOST GOALS, ONE PLAYOFF YEAR

- 17 - J.F. Boutin, Peoria, 2000
- Blaine Moore, Richmond, 1995
- 16 - Zach O'Brien, Newfoundland, 2019
- Mark Deazeley, Toledo, 1994
- Rod Taylor, Hampton Roads, 1992
- Dave Flanagan, Hampton Roads, 1991
- 15 - Greger Hanson, Allen, 2016
- Andrew Rowe, South Carolina, 2015
- Simon Gamache, Greenville, 2002

MOST GOALS IN FINAL SERIES

- 7 - Mark Deazeley, Toledo vs. Raleigh, 1994
- Devin Edgerton, Wheeling vs. Toledo, 1993
- Rob Hrytsak, Johnstown vs. Carolina, 1989
- 6 - Gary Steffes, Allen, 2016
- Maxime Lacroix, South Carolina vs. Alaska, 2009
- Mike Ross, South Carolina vs. Louisiana, 1997
- Greg Puhalski, Toledo vs. Wheeling, 1993
- Darren Schwartz, Wheeling vs. Toledo, 1993
- Rod Taylor, Hampton Roads vs. Louisville, 1992

MOST GOALS, ONE GAME

- 4 - seven players, most recent:
 - C.J. Stretch, Ontario, Apr. 3, 2013 vs. Utah
- 3 - 136 players, most recent:
 - Zach O'Brien, Newfoundland, May 17, 2019 vs. Florida
 - Zach O'Brien, Newfoundland, May 6, 2019 vs. Manchester
 - Alex Dostie, Tulsa, Apr. 24, 2019 vs. Kansas City
 - Dylan Sadowy, Toledo, Apr. 23, 2019 at Fort Wayne
 - Tim McGauley, Utah, Apr. 19, 2019 vs. Idaho

MOST POWER-PLAY GOALS, ONE PLAYOFF YEAR

- 9 - Chris Minard, Alaska, 2006
- 8 - Greger Hanson, Allen, 2016
 - Kevin Colley, Atlantic City, 2003
- 7 - Jason Cipolla, South Carolina, 1997
 - Chris Hynes, South Carolina, 1997
 - Mark Deazeley, Toledo, 1994
 - Sheldon Gorski, Louisville, 1992

MOST SHORTHANDED GOALS, ONE PLAYOFF YEAR

- 3 - Brock Hooton, Reading, 2008
 - Joe Bianchi, Richmond, 1999
 - Jay Murphy, Louisiana, 2000
 - Scott Borders, Bakersfield, 2006
 - Mike Ross, South Carolina, 1997

ASSISTS

MOST ASSISTS IN PLAYOFFS, CAREER

- 69 - Matt Register, Ontario, Allen, Colorado, Toledo, 2013-19
 - John Spoltore, Louisiana, 1996-01
- 67 - Phil Berger, Charlotte, Greensboro, 1990-96
- 61 - Chad Costello, Colorado, Allen, 2013, 2015-17
- 60 - Chris Valicevic, Louisiana, Greensboro, 1994-02

MOST ASSISTS, ONE PLAYOFF YEAR

- 29 - Chad Costello, Allen, 2016
- 26 - John Spoltore, Louisiana, 2000
- 25 - Wayne Simpson, South Carolina, 2015
- 24 - David Desharnais, Cincinnati, 2008
- 23 - Brad Dexter, South Carolina, 1997

MOST ASSISTS IN FINAL SERIES

- 10 - Chad Costello, Allen vs. Wheeling, 2016
- 9 - David Desharnais, Cincinnati vs. Las Vegas, 2008
- 8 - Devin Edgerton, Wheeling vs. Toledo, 1993
 - Darren Schwartz, Wheeling vs. Toledo, 1993
 - Bob Wensley, Carolina vs. Johnstown, 1989
- 7 - Travis Morin, South Carolina vs. Alaska, 2009
 - John Spoltore, Louisiana vs. Peoria, 2000
 - Iain Duncan, Toledo vs. Wheeling, 1993
 - Tom Sasso, Johnstown vs. Carolina, 1989

MOST ASSISTS, ONE GAME

- 7 - Tom Sasso, Johnstown, Mar. 30, 1989 vs. Knoxville
- 6 - Trevor Hanas, Peoria, Apr. 28, 1997 vs. Louisiana
- 5 - Jacob Micflikier, Stockton, Apr. 20, 2008 vs. Las Vegas
 - John Spoltore, Louisiana, May 10, 2000 vs. Greenville
 - Brendan Concannon, Pensacola, Apr. 26, 1998 vs. Louisiana

POINTS

MOST POINTS IN PLAYOFFS, CAREER

- 117 - Phil Berger, Charlotte, Greensboro, 1990-96
- 101 - John Spoltore, Louisiana, 96-2000
- 94 - Matt Register, Ontario, Allen, Colorado, Toledo, 2013-19
 - Jay Murphy, Louisiana, Richmond, Greensboro, 1995-03
- 83 - Chad Costello, Colorado, Allen, 2013, 2015-17

MOST POINTS, ONE PLAYOFF YEAR

- 38 - Wayne Simpson, South Carolina, 2015
- 36 - Chad Costello, Allen, 2016
- 34 - Andrew Rowe, South Carolina, 2015
 - John Spoltore, Louisiana, 2000
 - Blaine Moore, Richmond, 1995
- 33 - David Desharnais, Cincinnati, 2008

MOST POINTS IN FINAL SERIES

- 15 - Devin Edgerton, Wheeling vs. Toledo, 1993 (7g-8a)
- 14 - Darren Schwartz, Wheeling vs. Toledo, 1993 (6g-8a)
- 13 - Chad Costello, Allen vs. Wheeling, 2016 (3g-10a)
- 12 - John Spoltore, Louisiana vs. Peoria, 2000 (5g-7a)
 - Rob Hrytsak, Johnstown vs. Carolina, 1989 (7g-5a)

MOST POINTS, ONE GAME

- 7 - Blaine Moore, Richmond, Mar. 24, 1995 vs. Columbus (Ohio)
 - Tom Sasso, Johnstown, Mar. 30, 1989 vs. Knoxville
- 6 - several players, most recent:
 - Jacob Micflikier, Stockton, Apr. 20, 2008 vs. Las Vegas
- 5 - several players, most recent:
 - Chad Costello, Allen, May 17, 2015 vs. Ontario

PENALTY MINUTES

MOST PENALTY MINUTES IN PLAYOFFS, CAREER

- 502 - Trevor Senn, Winston-Salem, Wheeling, Greensboro, Richmond, 1992-97, 99-2000
- 318 - Jay Murphy, Louisiana, Richmond, Greensboro, 1995-02
- 283 - Brian Goudie, Hampton Roads, Pee Dee, Richmond, Florida, 1993-95, 1997-99, 2001, 2003
- 264 - Kam White, Chesapeake, Trenton, Atlantic City, Bakersfield, 1998-04, 2006-07
- 258 - Lance Galbraith, Idaho, Utah, Alaska, 2004-05, 2007-10

MOST PENALTY MINUTES, ONE PLAYOFF YEAR

- 138 - Trevor Senn, Richmond, 1995
- 132 - Steve Plaskon, Carolina, 1989
- 118 - Mike MacWilliam, Greensboro, 1991

MOST PENALTY MINUTES IN FINAL SERIES

- 95 - Steve Plaskon, Carolina vs. Johnstown, 1989
- 68 - Michel Lanouette, Carolina vs. Johnstown, 1989
- 58 - Bill Huard, Carolina vs. Johnstown, 1989

MOST PENALTY MINUTES, ONE GAME

- 49 - Greg Spenrath, Erie, Mar. 22, 1993 vs. Toledo
 - Ron Aubrey, Toledo, Mar. 26, 1992 vs. Louisville
- 48 - George Zajankala, Dayton, Mar. 29, 1996 vs. Toledo
- 46 - Mike Butters, Greensboro, Mar. 20, 1992 vs. Roanoke Valley

GOALTENDING

MOST PLAYOFF GAMES APPEARED IN BY A GOALTENDER, CAREER

- 90 - Riley Gill, Kalamazoo, Reading, Allen, 2010-17
- 80 - Nick Vitucci, Carolina, Greensboro, Hampton Roads, Toledo, Charlotte, Greenville, 1989-93, 1995-98, 2000
- 73 - Pat Nagle, Florida, Idaho, Fort Wayne, Toledo, 2012-19
- 48 - Gerald Coleman, Trenton, Alaska, 2009-14
- 45 - Michael Houser, Cincinnati, Fort Wayne, 2013-19

MOST PLAYOFF MINUTES PLAYED BY A GOALTENDER, CAREER

- 5,095 - Riley Gill, Kalamazoo, Reading, Allen, 2010-17
- 4,841 - Nick Vitucci, Carolina, Greensboro, Hampton Roads, Toledo, Charlotte, Greenville, 1989-93, 1995-98, 2000
- 4,511 - Pat Nagle, Florida, Idaho, Fort Wayne, Toledo, 2012-19
- 2,906 - Gerald Coleman, Trenton, Alaska, 2009-14
- 2,884 - Michael Houser, Cincinnati, Fort Wayne, 2013-19

MOST MINUTES PLAYED BY A GOALTENDER, ONE PLAYOFF YEAR

- 1,679 - Jeff Jakaitis, South Carolina, 2015
- 1,493 - Rob Madore, Cincinnati, 2014
- 1,481 - Pat Nagle, Toledo, 2019
- 1,434 - Joe Cannata, Colorado, 2018
- 1,423 - Michael Garteig, Newfoundland, 2019

MOST PLAYOFF SHUTOUTS, ONE YEAR

- 5 - Maxime Gingras, Richmond, 1999
- 4 - Riley Gill, Reading, 2013
 - Jean-Philippe Lamoureux, Alaska, 2009
- 3 - 14 times, most recent:
 - Michael Garteig, Newfoundland, 2019

MOST PLAYOFF WINS BY A GOALTENDER, CAREER

- 53 - Riley Gill, Kalamazoo, Reading, Allen, 2010-17
- 43 - Nick Vitucci, Carolina, Greensboro, Hampton Roads, Toledo, Charlotte, Greenville, 1989-93, 1995-98, 2000
- 42 - Pat Nagle, Florida, Idaho, Fort Wayne, Toledo, 2012-19
- 31 - Gerald Coleman, Trenton, Alaska, 2009-14
- 27 - Dave Gagnon, Hampton Roads, Roanoke, Toledo, 1991, 1994, 97-2000

MOST PLAYOFF WINS BY A GOALTENDER, ONE YEAR

- 16 - Michael Garteig, Newfoundland, 2019
 - Joe Cannata, Colorado, 2018
 - Steve Silverthorn, Idaho, 2007
- 15 - Jeff Jakaitis, South Carolina, 2015
 - Jean-Philippe Lamoureux, Alaska, 2009
- 14 - seven times, most recent:
 - Pat Nagle, Toledo, 2019

BEST GOALS-AGAINST AVERAGE, ONE PLAYOFF YEAR

- 1.00 - Mackenzie Blackwood, Adirondack, 2018
- 1.08 - Joel Martin, Trenton, 2007
- 1.17 - Doug Teskey, Toledo, 2003
- 1.25 - Michael Ouzas, Las Vegas, 2011
- 1.33 - Gerald Coleman, Alaska, 2014

MOST PLAYOFF SAVES BY A GOALTENDER, ONE GAME

- 83 - Josh Robinson, Idaho, Apr. 28, 2014 vs. Colorado (4 OT)
 - Brian Eklund, Pensacola, Apr. 14, 2004 at Louisiana (2 OT)
- 78 - Andrew Allen, Jackson, Apr. 5, 2002 at Louisiana (3 OT)
- 71 - Michael Teslak, Elmira, Apr. 10, 2009 at Trenton (4 OT)
- 69 - Brett Abel, Columbus (Ohio), Mar. 25, 1995 vs. Richmond (2 OT)
- 67 - Travis Scott, Mississippi, May 2, 1999 vs. Pee Dee (3 OT)

MOST PLAYOFF SAVES BY A GOALTENDER, ONE PERIOD

- 28 - Jeff Levy, Huntington, Mar. 24, 1995 vs. Dayton
- 26 - Logan Koopmans, Toledo, May 8, 2006 vs. Gwinnett
- 25 - Evan Lindsay, Roanoke, Apr. 4, 2003 vs. Greensboro
 - Judd Lambert, Augusta, Apr. 3, 2001 vs. New Orleans
 - Brian Renfrew, Jacksonville, Apr. 20, 1996 vs. Toledo
- 24 - several players, most recent:
 - Michael Mole, Utah, Apr. 18, 2009 vs. Alaska

LONGEST SHUTOUT SEQUENCE BY A GOALTENDER, PLAYOFFS

- 199 minutes, 59 seconds - Travis Scott, Mississippi, 1999
 - 64:51 at Florida, Apr. 22, 1999 (2 OT)
 - 60:00 at Florida, Apr. 24, 1999
 - 60:00 at Pee Dee, May 1, 1999
 - 15:08 at Pee Dee, May 2, 1999

KELLY CUP AND RILEY CUP FINALS TEAM RECORDS

MOST GOALS, ONE TEAM, ONE GAME

- 8 - Charlotte Checkers vs. Jacksonville, 1996, Game 3
- Hampton Roads Admirals vs. Louisville, 1992, Game 4
- Johnstown Chiefs vs. Carolina, 1989, Game 1
- 7 - 19 times, most recent:
Florida Everblades vs. Colorado, 2018, Game 4
- 6 - 22 times, most recent:
Colorado Eagles vs. Florida, 2018, Game 4

MOST ASSISTS, ONE TEAM, ONE GAME

- 14 - Hampton Roads Admirals vs. Greensboro, 1991, Game 3
- Johnstown Chiefs vs. Carolina, 1989, Game 1
- 13 - five times, most recent:
Florida Everblades vs. Las Vegas, 2012, Game 2
- 12 - seven times, most recent:
Reading Royals vs. Stockton, 2013, Game 1

MOST GOALS, BOTH TEAMS, ONE GAME

- 13 - Florida Everblades (7) vs. Colorado Eagles (6), 2018, Game 4 (OT)
- Wheeling Nailers (7) vs. Allen Americans (6), 2016, Game 2
- Toledo Storm (7) vs. Raleigh IceCaps (6), 1994, Game 5
- Toledo Storm (7) vs. Wheeling Nailers (6), 1993, Game 6 (2 OT)
- 12 - Alaska Aces (7) vs. Kalamazoo Wings (5), 2011, Game 4
- Toledo Storm (7) vs. Wheeling Nailers (5), 1993, Game 4
- 11 - 10 times, most recent:
Reading Royals (6) vs. Stockton Thunder (5), 2013, Game 5

MOST GOALS, ONE TEAM, ONE PERIOD

- 6 - Mississippi Sea Wolves vs. Richmond, 1999, Game 6
- 5 - seven times, most recent:
Allen Americans vs. Wheeling, 2016, Game 2 (3rd period)

MOST GOALS, ONE PERIOD, BOTH TEAMS

- 8 - Mississippi (6) vs. Richmond (2), 1999, Game 6
- 7 - South Carolina (4) vs. Trenton (3), 2001, Game 4
- Raleigh (4) vs. Toledo (3), 1994, Game 5
- 6 - six times, most recent:
Colorado (3) vs. Florida (3), 2018, Game 3

MOST SHOTS ON GOAL, ONE TEAM

- 67 - Greensboro Monarchs vs. Winston-Salem, 1990, Game 4 (2 OT)
- Winston-Salem Thunderbirds vs. Greensboro, 1990, Game 4 (2 OT)
- 57 - Peoria Rivermen vs. Louisiana, 2000, Game 3 (2 OT)
- 56 - Louisiana IceGators vs. Peoria, 2000, Game 5 (2 OT)
- Hampton Roads Admirals vs. Greensboro, 1991, Game 4 (3 OT)

FEWEST SHOTS ON GOAL, ONE TEAM

- 15 - Idaho Steelheads vs. Dayton, 2007, Game 5
- Cincinnati Cyclones vs. Idaho, 2010, Game 4
- 16 - Allen Americans vs. Wheeling, 2016, Game 5
- Cincinnati Cyclones vs. Alaska, 2014, Game 4
- 18 - Newfoundland Growlers vs. Toledo, 2019, Game 3
- Columbia Inferno vs. Atlantic City, 2003, Game 1

MOST SHOTS ON GOAL, ONE PERIOD, ONE TEAM

- 23 - Mississippi Sea Wolves vs. Richmond, 1999, Game 7
- Louisiana IceGators vs. South Carolina, 1997, Game 3
- 22 - Louisiana IceGators vs. Peoria, 2000, Game 5
- 21 - Alaska Aces vs. Cincinnati, 2014, Game 6
- Alaska Aces vs. Cincinnati, 2014, Game 5
- Greensboro Monarchs vs. Hampton Roads, 1991, Game 1

FEWEST SHOTS ON GOAL, ONE PERIOD, ONE TEAM

- 2 - Alaska Aces at Kalamazoo, 2011, Game 4, 3rd period
 - Cincinnati Cyclones at Las Vegas, 2008, Game 5 (3rd period)
- 3 - 10 times, most recent:
 - Newfoundland Growlers vs. Toledo, 2019, Game 6 (3rd period)
- 4 - eight times, most recent:
 - Idaho Steelheads vs. Dayton Bombers, 2007, Game 3 (3rd period)

MOST SHOTS ON GOAL, BOTH TEAMS

- 154 - Greensboro (67) vs. Winston-Salem (67), 1990, Game 4 (2 OT)
- 109 - Hampton Roads (56) vs. Greensboro (53), 1991, Game 4 (3 OT)
- 105 - Peoria (57) vs. Louisiana (48), 2000, Game 3 (2 OT)

MOST POWER PLAY GOALS, ONE TEAM, ONE GAME

- 5 - Colorado Eagles vs. Florida, 2018, Game 4
 - South Carolina Stingrays vs. Louisiana, 1997, Game 4
- 4 - Charlotte Checkers vs. Jacksonville, 1996, Game 3
 - Toledo Storm vs. Wheeling, 1993, Game 3
 - Toledo Storm vs. Wheeling, 1993, Game 6 (2 OT)
 - Johnstown Chiefs vs. Carolina, 1989, Game 1

LARGEST MARGIN OF VICTORY

- 7 - Trenton (7) vs. Florida (0), 2005, Game 1
 - Johnstown (8) vs. Carolina (1), 1989, Game 1
- 6 - four times, most recent:
 - Reading (6) vs. Stockton (0), 2013, Game 5
- 5 - 12 times, most recent:
 - Florida (5) vs. Colorado (0), 2018, Game 5

MOST PENALTY MINUTES, ONE TEAM, ONE GAME

- 130 - Greensboro Monarchs vs. Winston-Salem, 1990, Game 2
- 108 - Carolina Thunderbirds vs. Johnstown, 1989, Game 2
- 96 - Winston-Salem Thunderbirds vs. Greensboro, 1990, Game 2

MOST PENALTY MINUTES, BOTH TEAMS, ONE GAME

- 226 - Greensboro (130) vs. Winston-Salem (96), 1990, Game 2
- 186 - Carolina (108) vs. Johnstown (78), 1989, Game 2
- 156 - Toledo (87) vs. Wheeling (69), 1993, Game 4

FEWEST PENALTY MINUTES, ONE TEAM, ONE GAME

- 2 - Toledo Walleye at Newfoundland, 2019, Game 1
 - Reading Royals vs. Stockton, 2013, Game 5
 - Columbia Inferno vs. Atlantic City, 2003, Game 1
- 4 - 10 times, most recent:
 - Florida Everblades vs. Colorado, 2018, Game 7
- 6 - 17 times, most recent:
 - Colorado Eagles vs. Florida, 2018, Game 7

FEWEST PENALTY MINUTES, BOTH TEAMS, ONE GAME

- 6 - Stockton (4) vs. Reading (2), 2013, Game 5
- 8 - Atlantic City (6) vs. Columbia (2), 2003, Game 1
 - Cincinnati (4) vs. Idaho (4), 2010, Game 5
- 10 - six times, most recent:
 - Colorado (6) vs. Florida (4), 2018, Game 7
- 12 - Toledo (6) vs. Newfoundland (6), 2019, Game 6

INDIVIDUAL RECORDS - KELLY/RILEY CUP FINALS

MOST GOALS, ONE GAME

- 4 - Mark Deazeley, Toledo vs. Raleigh, 1994, Game 5
- 3 - 12 players, most recent:
 - Greg Rallo, Idaho vs. Dayton, 2007, Game 2

MOST ASSISTS, ONE GAME

- 4 - David Desharnais, Cincinnati at Las Vegas, 2008, Game 5
- Greg Puhalski, Toledo vs. Raleigh, 1994, Game 5
- 3 - 36 players, most recent:
Brett Bulmer, Florida vs. Colorado, 2018, Game 5

MOST POINTS, ONE GAME

- 5 - Andrew Shier, Richmond vs. Greensboro, 1995, Game 1 (2g-3a)
- Devin Edgerton, Wheeling vs. Toledo, 1993, Game 6 (2g-3a)
- Harry Mews, Hampton Roads vs. Greensboro, 1991, Game 3 (2g-3a)
- 4 - 24 players, most recent:
Matt Register, Colorado vs. Florida, 2018, Game 4 (2g-2a)

MOST PENALTY MINUTES, ONE GAME

- 41 - Doug Lawrence, Greensboro vs. Winston-Salem, 1990, Game 2
- 34 - Mike MacWilliam, Greensboro vs. Hampton Roads, 1991, Game 5
- 32 - Steve Plaskon, Carolina vs. Johnstown, 1989, Game 2

MOST POWER-PLAY GOALS, ONE GAME

- 3 - Jason Cipolla, South Carolina vs. Louisiana, 1997, Game 4
- 2 - Matt Register, Colorado vs. Florida, 2018, Game 4
- Greg Rallo, Idaho vs. Dayton, 2007, Game 2
- Chris Minard, Alaska vs. Gwinnett, 2006, Game 2
- Phil Berger, Charlotte vs. Jacksonville, 1996, Game 3
- Mark Deazeley, Toledo vs. Raleigh, 1994, Game 5
- Mike McCormick, Greensboro vs. Winston-Salem, 1990, Game 2

MOST SHORTHANDED GOALS, ONE GAME

- 2 - Tom Sasso, Johnstown vs. Carolina, 1989, Game 6
- 1 - 42 times, most recent:
Ryan Obuchowski, Toledo vs. Newfoundland, 2019, Game 5

MOST SHOTS ON GOAL, ONE GAME

- 10 - Derek Nesbitt, Idaho vs. Dayton, 2007, Game 4
- Vashi Nedomansky, Mississippi vs. Richmond, 1999, Game 2
- Chris Valicevic, Louisiana vs. South Carolina, 1997, Game 4
- Alan Leggett, Raleigh vs. Toledo, 1994, Game 3
- Tim Roberts, Wheeling vs. Toledo, 1993, Game 4
- 9 - 12 players, most recent:
Wes Goldie, Alaska vs. Kalamazoo, 2011, Game 5

BEST PLUS-MINUS RATING, ONE GAME

- +5 - five times, most recent:
T.J. Syner, Reading vs. Stockton, 2013, Game 5
- +4 - eight times, most recent:
Trent Daavettila, Kalamazoo vs. Alaska, 2011, Game 3

MOST SAVES, ONE GAME

- 64 - Wade Flaherty, Greensboro vs. Winston-Salem, 1990, Game 4
- 63 - Kenton Rein, Winston-Salem vs. Greensboro, 1990, Game 4
- 54 - Nick Vitucci, Greensboro vs. Hampton Roads, 1991, Game 4

MOST SAVES, ONE PERIOD

- 22 - Jason Fitzsimmons, South Carolina vs. Louisiana, 1997, Game 3
- 21 - Maxime Gingras, Richmond vs. Mississippi, 1999, Game 7
- 20 - Rob Madore, Cincinnati vs. Alaska, 2014, Game 6
- Rob Madore, Cincinnati vs. Alaska, 2014, Game 5
- 19 - Michael Garteig, Newfoundland vs. Toledo, 2019, Game 3
- Tyrone Garner, Greenville vs. Dayton, 2002, Game 3
- Dan Murphy, Trenton vs. South Carolina, 2001, Game 3
- Dave Gagnon, Hampton Roads vs. Greensboro, 1991, Game 1

TEAM - KELLY/RILEY CUP FINALS SERIES

MOST KELLY/RILEY CUP CHAMPIONSHIPS

- 3 - Alaska Aces (2006, 2011, 2014)
 - South Carolina Stingrays (1997, 2001, 2009)
 - Hampton Roads Admirals (1991, 1992, 1998)
- 2 - Colorado Eagles (2017, 2018)
 - Allen Americans (2015, 2016)
 - Cincinnati Cyclones (2008, 2010)
 - Idaho Steelheads (2004, 2007)
 - Toledo Storm (1993, 1994)

MOST KELLY/RILEY CUP FINALS APPEARANCES

- 5 - South Carolina Stingrays (1997, 2001, 2009, 2015, 2017)
- 4 - Florida Everblades (2004, 2005, 2012, 2018)
 - Wheeling Nailers * (1989, 1990, 1993, 2016)
 - * - includes appearances as Carolina, Winston-Salem and Wheeling Thunderbirds
 - Alaska Aces (2006, 2009, 2011, 2014)
- 3 - Toledo Storm/Walleye (1993, 1994, 2019)
 - Cincinnati Cyclones (2008, 2010, 2014)
 - Idaho Steelheads (2004, 2007, 2010)
 - Greensboro Monarchs (1990, 1991, 1995)
 - Hampton Roads Admirals (1991, 1992, 1998)
- 2 - Colorado Eagles (2017, 2018)
 - Allen Americans (2015, 2016)
 - Las Vegas Wranglers (2008, 2012)
 - Dayton Bombers (2002, 2007)
 - Louisiana IceGators (1997, 2000)
 - Trenton Titans (2001, 2005)

MOST GOALS, FOUR-GAME SERIES, ONE TEAM

- 25 - Charlotte Checkers vs. Jacksonville Lizard Kings, 1996

FEWEST GOALS, FOUR-GAME SERIES, ONE TEAM

- 7 - Dayton Bombers vs. Greenville Grrrowl, 2002

MOST GOALS, FIVE-GAME SERIES, ONE TEAM

- 26 - South Carolina Stingrays vs. Louisiana IceGators, 1997

FEWEST GOALS, FIVE-GAME SERIES, ONE TEAM

- 7 - Columbia Inferno vs. Atlantic City Boardwalk Bullies, 2003

MOST GOALS, SIX-GAME SERIES, ONE TEAM

- 28 - Toledo Storm vs. Wheeling Thunderbirds, 1993
 - Wheeling Thunderbirds vs. Toledo Storm, 1993

FEWEST GOALS, SIX-GAME SERIES, ONE TEAM

- 8 - Las Vegas Wranglers vs. Cincinnati Cyclones, 2008

MOST GOALS, SEVEN-GAME SERIES, ONE TEAM

- 33 - Johnstown Chiefs vs. Carolina Thunderbirds, 1989

FEWEST GOALS, SEVEN-GAME SERIES, ONE TEAM

- 15 - Alaska Aces vs. South Carolina Stingrays, 2009

MOST GOALS, FOUR-GAME SERIES, TWO TEAMS

- 34 - Charlotte Checkers (25) vs. Jacksonville Lizard Kings (9), 1996

FEWEST GOALS, FOUR-GAME SERIES, TWO TEAMS

- 22 - Colorado Eagles (13) vs. South Carolina Stingrays (9), 2017

MOST GOALS, FIVE-GAME SERIES, TWO TEAMS

- 43 - Louisiana IceGators (27) vs. South Carolina Stingrays (16), 1997

FEWEST GOALS, FIVE-GAME SERIES, TWO TEAMS

20 - Atlantic City Boardwalk Bullies (13) vs. Columbia Inferno (7), 2003

MOST GOALS, SIX-GAME SERIES, TWO TEAMS

55 - Toledo Storm (28) vs. Wheeling Thunderbirds (27), 1993

FEWEST GOALS, SIX-GAME SERIES, TWO TEAMS

23 - Cincinnati Cyclones (15) vs. Las Vegas Wranglers (8), 2008

MOST GOALS, SEVEN-GAME SERIES, TWO TEAMS

65 - Carolina Thunderbirds (32) vs. Johnstown Chiefs (33), 1989

FEWEST GOALS, SEVEN-GAME SERIES, TWO TEAMS

37 - South Carolina Stingrays (22) vs. Alaska Aces (15), 2009

LONGEST GAMES

- 105:47 - Hampton Roads at Greensboro, 1991, Game 4
(Hampton Roads won 2-1 at 5:47 of third overtime)
- 94:20 - Idaho Steelheads at Dayton, 2007, Game 4
(Idaho won 2-1 at 14:20 of second overtime)
- 94:18 - Winston-Salem at Greensboro, 1990, Game 4
(Greensboro won 4-3 at 14:18 of second overtime)

MOST OVERTIME GAMES, SERIES

- 3 - Louisiana IceGators vs. Peoria Rivermen, 2000
(Peoria won best-of-seven series 4-2)
- Raleigh IceCaps vs. Toledo Storm, 1994
(Toledo won best-of-seven series 4-1)

MOST OVERTIME WINS, SERIES

- 3 - Peoria Rivermen vs. Louisiana IceGators, 2000
- 2 - Newfoundland Growlers vs. Toledo, 2019
- Colorado Eagles vs. South Carolina Stingrays, 2017
- Allen Americans vs. South Carolina Stingrays, 2015
- Florida Everblades vs. Las Vegas Wranglers, 2012
- Toledo Storm vs. Raleigh IceCaps, 1994

MOST SHUTOUTS, SERIES

- 3 - Cincinnati Cyclones (1) vs. Las Vegas Wranglers (2), 2008
- Richmond Renegades (2) vs. Mississippi Sea Wolves (1), 1999
- 2 - Alaska Aces (2) vs. Cincinnati Cyclones (0), 2014
- Reading Royals (2) vs. Stockton Thunder (0), 2013
- Atlantic City Boardwalk Bullies (2) vs. Columbia Inferno (0), 2003
- Greensboro Monarchs (1) vs. Richmond Renegades (1), 1995

INDIVIDUAL - KELLY/RILEY CUP FINALS SERIES

MOST GOALS, SERIES

- 7 - Mark Deazeley, Toledo vs. Raleigh, 1994
- Devin Edgerton, Wheeling vs. Toledo, 1993
- Rob Hrytsak, Johnstown vs. Carolina, 1989
- 6 - Gary Steffes, Allen vs. Wheeling, 2016
- Maxime Lacroix, South Carolina vs. Alaska, 2009
- Mike Ross, South Carolina vs. Louisiana, 1997
- Greg Puhalski, Toledo vs. Wheeling, 1993
- Darren Schwartz, Wheeling vs. Toledo, 1993
- Rod Taylor, Hampton Roads vs. Louisville, 1992

MOST ASSISTS, SERIES

- 10 - Chad Costello, Allen vs. Wheeling, 2016
- 9 - David Desharnais, Cincinnati vs. Las Vegas, 2008
- 8 - Devin Edgerton, Wheeling vs. Toledo, 1993
- Darren Schwartz, Wheeling vs. Toledo, 1993
- Bob Wensley, Carolina vs. Johnstown, 1989
- 7 - six times, most recent:
Matt Register, Toledo vs. Newfoundland, 2019

MOST POINTS, SERIES

- 15 - Devin Edgerton, Wheeling vs. Toledo, 1993 (7g-8a)
- 14 - Darren Schwartz, Wheeling vs. Toledo, 1993 (6g-8a)
- 13 - Chad Costello, Allen vs. Wheeling, 2016 (3g-10a)
- 12 - John Spoltore, Louisiana vs. Peoria, 2000 (5g-7a)
 - Rob Hrytsak, Johnstown vs. Carolina, 1989 (7g-5a)

MOST PENALTY MINUTES, SERIES

- 95 - Steve Plaskon, Carolina vs. Johnstown, 1989
- 68 - Michel Lanouette, Carolina vs. Johnstown, 1989
- 58 - Bill Huard, Carolina vs. Johnstown, 1989

MOST POWER-PLAY GOALS, SERIES

- 4 - Phil Berger, Greensboro vs. Winston-Salem, 1990
- 3 - eight times, most recent:
 - Matt Register, Colorado vs. Florida, 2018

MOST SHORTHANDED GOALS, SERIES

- 3 - Mike Ross, South Carolina vs. Louisiana, 1997
 - Joe Gurney, Johnstown vs. Carolina, 1989
- 2 - five times, most recent:
 - Matt Garbowsky, Colorado, 2018

MOST SHOTS ON GOAL, SERIES

- 43 - Tim Roberts, Wheeling vs. Toledo, 1993
- 37 - Vashi Nedomansky, Mississippi vs. Richmond, 1999
- 32 - Nick Stajduhar, Pensacola vs. Hampton Roads, 1998

BEST PLUS-MINUS RATING, SERIES

- +9 - Clark Seymour, Florida vs. Colorado, 2018
 - T.J. Syner, Reading vs. Stockton, 2013
- +8 - Phil Berger, Charlotte vs. Jacksonville, 1996
 - Andrew Shier, Richmond vs. Greensboro, 1995
 - Rod Taylor, Hampton Roads vs. Louisville, 1992
 - Keith Whitmore, Hampton Roads vs. Louisville, 1992
- +7 - six times, most recent:
 - Paul Brown, Trenton vs. Florida, 2005
 - B.J. Abel, Trenton vs. Florida, 2005
 - Steve Munn, Trenton vs. Florida, 2005

BEST GOALS-AGAINST AVERAGE, SERIES

- 1.20 - Scott Stirling, Atlantic City vs. Columbia, 2003
- 1.29 - Gerald Coleman, Alaska vs. Cincinnati, 2014
- 1.35 - Cedrick Desjardins, Cincinnati vs. Las Vegas, 2008
- 1.44 - Steve Silverthorn, Idaho vs. Dayton, 2007
- 1.64 - James Reimer, South Carolina vs. Alaska, 2009

BEST SAVE PERCENTAGE, SERIES

- .952 - Cedrick Desjardins, Cincinnati vs. Las Vegas, 2008
- .949 - Scott Stirling, Atlantic City vs. Columbia, 2003
- .948 - Gerald Coleman, Alaska vs. Cincinnati, 2014
- .945 - Steve Silverthorn, Idaho vs. Dayton, 2007
 - Tyrone Garner, Greenville vs. Dayton, 2002

MOST SHUTOUTS, SERIES

- 2 - Gerald Coleman, Alaska, 2014
 - Riley Gill, Reading vs. Stockton, 2013
 - Kevin Lalonde, Las Vegas vs. Cincinnati, 2008
 - Scott Stirling, Atlantic City vs. Columbia, 2003
 - Maxime Gingras, Richmond vs. Mississippi, 1999

INDIVIDUAL - KELLY/RILEY CUP FINALS CAREER TOTALS

MOST GOALS, CAREER

- 11 - Phil Berger, Greensboro, Charlotte (1990, 91, 95, 96)
- 10 - Gary Steffes, Allen (2015, 16)
- 9 - Mark Deazeley, Toledo (1993, 94)
 - Greg Puhalski, Toledo (1993, 94)
- 8 - Harry Mews, Hampton Roads (1991, 92)
 - Rod Taylor, Hampton Roads (1992, 98)

MOST ASSISTS, CAREER

- 16 - Phil Berger, Greensboro, Charlotte (1990, 91, 95, 96)
- 14 - Matt Register, Allen, Colorado, Toledo (2016, 2017, 2018, 2019)
- 13 - Chad Costello, Allen (2015, 16)
- 12 - Scott White, Greensboro (1990, 91)
- 11 - Rick Corriveau, Toledo (1993, 94)
 - Greg Puhalski, Toledo (1993, 94)

MOST POINTS, CAREER

- 27 - Phil Berger, Greensboro, Charlotte (11g-16a) (1990, 91, 95, 96)
- 20 - Greg Puhalski, Toledo (9g-11a) (1993, 94)
- 19 - Matt Register, Allen, Colorado, Toledo (2016, 2017, 2018, 2019)
- 18 - Chad Costello, Allen (5g-13a) (2015, 16)
- 17 - Harry Mews, Hampton Roads (8g-10a) (1991, 92)

MOST PENALTY MINUTES, CAREER

- 116 - Trevor Senn, Wheeling, Richmond (1993, 95, 99)
- 95 - Steve Plaskon, Carolina (1989)
- 68 - Michel Lanouette, Carolina (1989)

MOST WINS, GOALTENDER, CAREER

- 11 - Riley Gill Reading, Allen (2013, 15, 16)
- 8 - Gerald Coleman, Alaska (2011, 14)
 - Dave Gagnon, Hampton Roads, Toledo (1991, 94)
- 6 - Nick Vitucci, Carolina, Greensboro, and Charlotte (1989-91, 96)
- 5 - Scott Stirling, Atlantic City, Trenton (2001, 2003)

MISCELLANEOUS - KELLY/RILEY CUP FINALS SERIES

LONGEST SCORELESS STREAK, GOALTENDER

150 minutes, 13 seconds - Scott Stirling, Atlantic City, 2003
(60:00 vs. Columbia, 2003, Game 1, 60:00 vs. Columbia, 2003, Game 2, 30:13 vs. Columbia, 2003, Game 3)

138 minutes, 59 seconds - Mark Bernard, Hampton Roads, 1992
(53:15 vs. Louisville, 1992, Game 2, 60:00 vs. Louisville, 1992, Game 3, 25:44 vs. Louisville, 1992, Game 4)

126 minutes, 8 seconds - Sean Gauthier, Pensacola, 1998
(21:26 vs. Hampton Roads, 1998, Game 2, 76:57 vs. Hampton Roads, 1998, Game 3, 7:35 vs. Hampton Roads, 1998, Game 4)

FASTEST GOAL, START OF GAME

- 12 seconds - Dan Wiebe, Toledo vs. Wheeling, 1993, Game 4
- 13 seconds - Josh Birkholz, Cincinnati vs. Alaska, 2014, Game 5
- 41 seconds - Aki Seitsonen, Las Vegas vs. Cincinnati, 2008, Game 4

FASTEST GOAL, START OF PERIOD (OTHER THAN FIRST)

- 10 seconds - Darren Schwartz, Wheeling vs. Toledo, 1993, Game 2
- 12 seconds - Dan Wiebe, Toledo vs. Wheeling, 1993, Game 4

FASTEST GOAL, START OF OVERTIME

- 17 seconds - Greger Hanson, Allen vs. Wheeling, 2016, Game 5
- 31 seconds - Luke Sellars, Greenville vs. Dayton, 2002, Game 3
- 1 minute, 18 seconds - Ernie Hartlieb, Florida vs. Trenton, 2005, Game 3

FASTEST TWO GOALS, ONE PLAYER

- 13 seconds - Maxime Lacroix (5:56 and 6:09 of the second period), South Carolina at Alaska, 2009, Game 1
- 19 seconds - Harry Mews (:48 and 1:07 of the second period), Hampton Roads vs. Greensboro, 1991, Game 3
- 48 seconds - Barrie Moore (16:05 and 16:53 of the third period) (SHG), Columbia vs. Atlantic City, 2003, Game 3

FASTEST TWO GOALS, ONE TEAM

- 13 seconds - Maxime Lacroix (5:56 and 6:09 of the second period), South Carolina at Alaska, 2009, Game 1
- Cail MacLean (5:25) and Alain St. Hilaire (5:38 of first period), Trenton vs. South Carolina, 2001, Game 2
- 14 seconds - Bryce Cockburn (19:20) and Scott Bertoli (19:34 of first period), Trenton vs. Florida, 2005, Game 1

FASTEST TWO GOALS, TWO TEAMS

- 11 seconds - Kimbi Daniels, Alaska (11:39) and Guillaume Desbiens, Gwinnett (11:50 of the third period), 2006, Game 3
- 14 seconds - Trevor Senn, Richmond (14:28) and Mark Rupnow, Mississippi (14:42 of the second period), 1999, Game 3
- Iain Duncan, Toledo (7:27) and Tim Roberts, Wheeling (7:41 of the second period), 1993, Game 6
- 18 seconds - Nikita Kashirsky, Reading (14:50) and Nathan Deck, Stockton (15:08 of the third period), 2013, Game 1

FASTEST THREE GOALS, ONE TEAM

- 1 minute, 14 seconds - Matt Register (16:48), J.C. Beaudin (17:09) and Joey Ratelle (18:02 of third period), Colorado vs. Florida, 2018, Game 4
- 1 minute, 37 seconds - Scott White (5:51), Chris Robertson (6:25) and John Blessman (7:28 of first period), Greensboro vs. Winston-Salem, 1990, Game 3
- 2 minutes, 50 seconds - Dave Seitz (7:07), Chad Remackel (9:33) and Damian Prescott (9:57 of first period), South Carolina vs. Trenton, 2001, Game 4

FASTEST THREE GOALS, TWO TEAMS

- 1 minute, 17 seconds - Kimbi Daniels, Alaska (11:39), Guillaume Desbiens, Gwinnett (11:50), and Peter Metcalf (12:56 of the third period), 2006, Game 3
- 1 minute, 19 seconds - Alex Kharlamov, Hampton Roads (10:06), Brian LaFleur, Pensacola (10:31) and Dan Ceman, Hampton Roads (11:25 of the first period), 1998, Game 1
- 1 minute, 20 seconds - Sasha Cucuz, Trenton (14:17), Alain St. Hilaire, Trenton (14:36) and Greg Schmidt, South Carolina (15:37 of first period), 2001, Game 4

TOP 20 CAREER POSTSEASON**Top 20 Career Postseason Goal-Scoring Leaders**

	Player	Team(s)	Seasons	Games	Goals	Goals Per Game
1.	Murphy, Jay	LA/RMD/GBO	9	93	50	0.537
	Berger, Phil	GBM/CHR/RAL/HRD	9	76	50	0.658
3.	Taylor, Rod	HRD/RMD/RNK/SC/PEO/TOL	12	78	39	0.500
4.	Goldie, Wes	PD/VIC/AK	10	84	36	0.429
5.	Jenks, A.J.	CIN/FLA/TOL	8	89	34	0.382
	Scott, Mike	MIS/ATC/AK	6	79	34	0.430
7.	Deazeley, Mark	TAL/TOL	8	58	33	0.569
8.	Spoltore, John	LA	6	70	32	0.457
	Schwartz, Darren	JHN/WS/WHL/TAL	8	64	32	0.500
	Kowalsky, Rick	HRD/RNK/TRE	10	68	32	0.471
	Galbraith, Lance	IDH/UTA/TK	6	77	32	0.416
	Steffes, Gary	BAK/ALN	4	74	32	0.432
13.	Marietti, Brett	SC	9	69	30	0.434
	Gajic, Milan	GWT/VIC/FLA	6	62	30	0.484
15.	McCarron, John	WHL/FLA	4	74	29	0.392
	MacLean, Cail	JAX/TRE/REA/SC	7	67	29	0.433
	Seitz, Dave	SC	8	62	29	0.467
	Boutin, J.F.	JHN/PEO/WHL	6	59	29	0.491
19.	Tifu, Yannick	DAY/FLA/ELM/REA	7	86	28	0.326
20.	Maltais, Dominic	HRD	5	43	27	0.627
	Devin, Joe	SC	3	67	27	0.403
	Bonis, Kyle	TOL	4	55	27	0.491

Top 20 Career Postseason Assists Leaders

	Player	Team(s)	Seasons	Games	Assists	Assists Per Game
1.	Register, Matt	ONT/ALN/COL/TOL	7	124	69	0.556
	Spoltore, John	LA	6	70	69	0.985
3.	Berger, Phil	GBM/CHR/RAL/HRD	9	76	67	0.881
4.	Costello, Chad	COL/ALN	4	66	61	0.924
5.	Valicevic, Chris	GBM/LA	9	102	60	0.588
6.	Curtin, Luke	ATC/BR/FRE	9	66	58	0.879
7.	Bertoli, Scott	TRE	7	67	51	0.761
8.	Berschbach, Shane	KAL/TOL	6	79	50	0.633
	Daniels, Kimbi	JAX/CHR/WHL/NO/TAL/AK	9	83	50	0.602
10.	Shier, Andrew	RMD	7	57	49	0.859
	Daavettila, Trent	KAL/COL	7	62	49	0.790
12.	Judson, Rick	GRV/TOL	9	57	46	0.807
13.	Murphy, Jay	LA/RMD/GBO	9	93	44	0.473
	Seitz, Dave	SC	8	62	44	0.709
	Dexter, Brad	RAL/SC/PEN/VIC	7	58	44	0.758
16.	Brindley, Ryan	DAY/SC/CIN/FLA	8	83	42	0.506
	Goldie, Wes	PD/VIC/AK	10	84	42	0.500
	Ftorek, Sam	AUG/MOB/GBO/CIN/KAL	11	89	42	0.472
19.	Szydowski, Shawn	FW	6	68	40	0.588
	McCarron, John	WHL/FLA	4	74	40	0.541
	Boh, Aaron	COH/LA/TOL/ARK/PEO	6	50	40	0.800
	Tifu, Yannick	DAY/FLA/ELM/REA	7	86	40	0.465

Top 20 Career Postseason Points Leaders

	Player	Team(s)	Seasons	Games	Goals	Assists	Points Per Game
1.	Berger, Phil	GBM/CHR/RAL/HRD	9	76	50	67	1.539
2.	Spoltore, John	LA	6	70	32	69	1.443
3.	Register, Matt	ONT/ALN/COL/TOL	7	124	25	69	0.758
	Murphy, Jay	LA/RMD/GBO	9	93	50	44	1.011
5.	Costello, Chad	COL/ALN	4	66	22	61	1.258
6.	Valicevic, Chris	GBM/LA	9	102	20	60	0.784
7.	Goldie, Wes	PD/VIC/AK	10	84	36	42	0.929
8.	Daniels, Kimbi	JAX/CHR/WHL/NO/TAL/AK	9	83	25	50	0.904
	Curtin, Luke	ATC/BR/FRE	9	66	17	58	1.136
10.	Berschbach, Shane	KAL/TOL	6	79	23	50	0.924
	Shier, Andrew	RMD	7	57	24	49	1.281
	Seitz, Dave	SC	8	62	29	44	1.177
	Daavettila, Trent	KAL/COL	7	62	24	49	1.177
14.	Judson, Rick	GRV/TOL	9	57	26	46	1.263
15.	Schwartz, Darren	JHN/WS/WHL/TAL	8	64	32	38	1.093
16.	McCarron, John	WHL/FLA	4	74	29	40	0.932
17.	Tifu, Yannick	DAY/FLA/ELM/REA	7	86	28	40	0.791
	Gajic, Milan	GWT/VIC/FLA	6	62	30	38	1.097
19.	Taylor, Rod	HRD/RMD/RNK/SC/PEO/TOL	12	78	39	28	0.859
20.	Bertoli, Scott	TRE	7	65	15	51	1.015

Top 20 Career Postseason Games Played Leaders

Player	Team(s)	Seasons	Games
1. Register, Matt	ONT/ALN/COL/TOL	7	124
2. Burt, Scott	TOL/WHL/IDH/UTA/AK	9	104
3. Valicevic, Chris	GBM/LA	9	102
4. Aubin, Mathieu	CIN/UTA	7	93
Murphy, Jay	LA/RMD/GBO	9	93
6. Wellar, Patrick	AK/CBA/SC/REA/UTA	6	91
Gill, Riley (G)	KAL/REA/ALN	8	90
8. Jenks, A.J.	CIN/FLA/TOL	8	89
Ftorek, Sam	AUG/MOB/GBO/CIN/KAL	11	89
10. Pagnutti, Matt	LOU/ARK/FLA	7	86
Tifu, Yannick	DAY/FLA/ELM/REA	7	86
12. Goldie, Wes	PD/VIC/AK	10	84
13. Daniels, Kimbi	CHR/WHL/AK	7	83
Brindley, Ryan	SC/FLA	7	83
15. Vitucci, Nick (G)	CAR/GBM/HRD/TOL/CHR/GRV	10	80
16. Berschbach, Shane	KAL/TOL	6	79
17. Taylor, Rod	HRD/RMD/RNK	11	78
Ehgoetz, Barret	UTA/CIN	6	78
Senn, Trevor	WS/GBM/RMD	7	78
20. Galbraith, Lance	IDH/UTA/AK	6	77
Pierro-Zabotel, Casey	CIN/GWT/FLA/ALN/COL	6	77

Top 20 Career Postseason Wins

Player	Team(s)	Seasons	GP	Wins
1. Gill, Riley	KAL/REA/ALN	8	90	53
2. Vitucci, Nick	CAR/WS/GBM/HRD/TOL/CHR/GRV	10	80	43
3. Coleman, Gerald	TRE/AK	5	48	31
4. Nagle, Pat	FLA/IDH/FW/TOL	6	49	28
5. Gagnon, Dave	HRD/RNK/TOL	9	41	27
6. Gauthier, Sean	PEN/REA/SC	5	39	25
7. Stirling, Scott	ATC/PEO/TRE	5	41	24
Roy, Olivier	STK/AK/IDH	4	43	24
9. Berkhoel, Adam	GWT/DAY	3	38	22
10. Cannata, Joe	ONT/COL	2	33	20
11. Berthiaume, Daniel	RNK/WHL/GBO	9	40	19
Houser, Michael	CIN/FW	2	33	19
13. Lamoureux, J.P.	AK/UTA	2	29	18
Nie, Ryan	JHN/CIN/KAL	4	36	18
Ouellette, Martin	REA/FLA	2	28	18
16. Allan, Sandy	LVL/PD/RMD	7	33	17
Allen, Andrew	DAY/JCK/MAC/TRE	5	25	17
Bonner, Doug	LA/NO/PEO	5	30	17
Desjardins, Cedrick	CIN	2	26	17
Fitzsimmons, Jason	COH/SC	4	24	17
Kowalski, Craig	FLA/GWT	4	29	17
Silverthorn, Steve	IDH	3	29	17

Top 20 Career Postseason Goals-Against Average (Minimum 10 Games)

Player	Team(s)	Seasons	GP	GAA
1. Dekanich, Mark	SC/REA	2	16	1.67
2. Teskey, Doug	CBA/TOL	2	10	1.81
3. Muse, John	FLA/REA	2	17	1.85
4. Ellis, Dan	IDH	1	16	1.86
5. Charpentier, Sebastien	HRD	1	18	1.93
6. Coleman, Gerald	TRE/AK	5	48	1.94
7. Silverthorn, Steve	IDH	3	29	2.00
8. Scott, Travis	BR/MIS	3	18	2.01
9. Lamoureux, J.P.	AK/UTA	2	29	2.04
10. Aubry, Peter	AK	1	13	2.05
11. Sanford, Curtis	PEO	2	14	2.07
12. Couture, Patrick	CBA	1	16	2.08
13. Zachary Fucale	BRM	1	11	2.13
14. Milner, Parker	QC/MO/SC	4	33	2.16
15. Stirling, Scott	ATC/PEO/TRE	5	41	2.17
16. Desrosiers, Philippe	IDH	2	17	2.19
17. Gardner, Greg	DAY/MIS	4	20	2.22
18. Desjardins, Cedrick	CIN	2	26	2.22
19. Allen, Andrew	DAY/JCK/MAC/TRE	5	25	2.23
Domingue, Louis	GWT	1	10	2.23
Gustafson, Derek	LA/AK	4	23	2.23
Lalande, Kevin	LV	1	20	2.23

Top 10 Career Postseason Shutouts

	Player	Team(s)	Seasons	GP	SO
1.	Gill, Riley	KAL/REA/ALN	8	90	8
2.	Stirling, Scott	ATC/PEO/TRE	5	41	7
3.	Coleman, Gerald	TRE/AK	5	48	6
4.	Nagle, Pat	FLA/IDH/FW/TOL		73	5
	Gingras, Maxime	MOB/PEN/RMD	5	28	5
	Lamoureux, J.P.	AK/UTA	2	29	5
7.	Milner, Parker	QC/MO/SC	5	38	4
	Beckford-Tseu, Chris	AK/FLA/GRN	5	27	4
	Brust, Barry	REA	1	8	4
	Kowalski, Craig	FLA/GWT	3	29	4
	Magliarditi, Marc	COH/FLA/LA/RMD/LV	9	33	4
	Cannata, Joe	ONT/COL	2	33	4

Year-By-Year Playoff Scoring Leaders

Season	Player and Club	Games	Goals	Assists	Points
2020	Playoffs canceled due to COVID-19				
2019	Zach O'Brien, Newfoundland	23	16	13	29
2018	Michael Joly, Colorado	24	13	16	29
2017	Alex Belzile, Colorado	18	14	12	26
2016	Chad Costello, Allen	24	7	29	36
2015	Wayne Simpson, South Carolina	27	13	25	38
2014	Nick Mazzolini, Alaska	21	11	20	31
2013	Yannick Tifu, Reading	22	12	13	25
2012	Eric Lampe, Las Vegas	17	7	14	21
	Cedric Lalonde-McNicoll, Florida	18	4	17	21
2011	Trent Daavettila, Kalamazoo	18	6	22	28
2010	Ryan Cruthers, Reading	16	8	16	24
2009	Josh Soares, Alaska	21	10	18	28
2008	David Desharnais, Cincinnati	22	9	24	33
2007	Lance Galbraith, Idaho	21	11	16	27
2006	Mike Scott, Alaska	22	11	11	22
2005	Scott Bertoli, Trenton	20	6	18	24
	David Lundbohm, Florida	19	12	12	24
2004	Tom Buckley, Florida	17	9	11	20
2003	J.F. Caudron, Atlantic City	19	13	9	22
2002	Simon Gamache, Greenville	17	15	9	24
2001	Dave Seitz, South Carolina	18	13	15	28
2000	J.F. Boutin, Peoria	18	17	15	32
1999	Rob DeCiantis, New Orleans	11	11	11	22
1998	Nick Stadjuhar, Pensacola	19	5	21	26
1997	Chris Hynnes, South Carolina	18	11	16	27
1996	Phil Berger, Charlotte	16	10	17	27
1995	Blaine Moore, Richmond	17	17	17	34
1994	Mark Deazeley, Toledo	14	16	10	26
1993	Darren Schwartz, Wheeling	16	13	18	31
1992	Rod Taylor, Hampton Roads	14	16	10	26
1991	Dave Flanagan, Hampton Roads	14	16	8	24
1990	Len Soccio, Winston-Salem	10	5	12	17
1989	Tom Sasso, Johnstown	11	5	19	24

THREE-OR-MORE-GOAL GAMES, POSTSEASON, 1992-2020

Player	Team	Date		Opponent	Total Goals	Score
Jay Murphy (3)	RMD	Mar. 29, 1996	vs	HRD	3	10-2
	LA	Apr. 24, 1997	at	PEO	3	4-3
Phil Berger (2)	LA	Apr. 6, 1998	vs	MOB	3	6-4
	GBM	Mar. 28, 1992	at	RNK	3	4-5
Tom Buckley (2)	CHR	May 1, 1996	at	JAX	3	8-2
	FLA	Apr. 7, 2002	vs	GRV	3	6-3
Steve Cadieux (2)	FLA	Apr. 8, 2004	at	RNK	3	6-3
	CIN	Mar. 21, 1992	vs	DAY	3	7-1
Mark Deazeley (2)	CIN	Mar. 28, 1992	vs	JHN	3	8-1
	TOL	Apr. 2, 1994	vs	COH	4	6-4
Martin Frk (2)	TOL	Apr. 26, 1994	at	RAL	4	7-6
	TOL	May 20, 2015	at	SC	3	5-6
Steve Gibson (2)	TOL	May 23, 2015	at	SC	3	5-4 (OT)
	WHL	Mar. 30, 1996	at	COL	3	5-3
Sheldon Gorski (2)	WHL	Apr. 1, 1997	at	PEO	3	5-6
	LVL	Mar. 29, 1992	at	TOL	3	6-5
Mike Lappin (2)	LVL	Apr. 4, 1992	vs	CIN	3	6-4
	RAL	Mar. 29, 1994	vs	GBO	3	3-4
Chris Lipsett (2)	RAL	Apr. 2, 1993	at	WHL	3	4-5
	PD	Apr. 11, 1999	vs	BR	3	6-1
Dominic Maltais (2)	PD	Apr. 22, 1999	vs	NO	3	5-2
	HRD	Apr. 12, 1997	at	SC	3	5-6
Blaine Moore (2)	HRD	Apr. 7, 2000	vs	HNT	3	7-1
	RMD	Apr. 12, 1995	vs	TAL	3	7-3
Zach O'Brien (2)	RMD	Mar. 24, 1995	vs	COL	4	10-4
	NFL	May 6, 2019	vs	MAN	3	5-1
Brad Smyth (2)	NFL	May 17, 2019	vs	FLA	3	6-0
	BRM	Mar. 27, 1994	vs	HVL	3	9-2
Brandon Alderson	BRM	Mar. 28, 1995	vs	WHL	3	7-2
	REA	Apr. 22, 2016	at	TOL	3	5-3
J.F. Aube	PEN	Apr. 26, 1998	vs	LA	3	9-4
Rick Barkovich	RAL	Mar. 27, 1993	vs	WHL	3	3-2
Mike Bayrack	FLA	Apr. 14, 2010	at	REA	3	6-7
Vince Bellissimo	FLA	Apr. 24, 2007	vs	TEX	3	5-0
Dave Bonk	BAK	Apr. 15, 2009	vs	LV	3	6-5
Nick Bootland	CIN	Apr. 6, 2003	vs	PEO	3	4-3
J.F. Boutin	PEO	Apr. 6, 2000	at	DAY	3	4-3
Kyle Calder	BAK	Apr. 8, 2010	at	VIC	3	4-2
Jason Cipolla	SC	May 9, 1997	at	LA	3	7-4
Jason Cirone	BRM	Apr. 12, 1994	at	RAL	3	5-7
Fraser Clair	FRE	Apr. 24, 2006	vs	BAK	3	5-3
Derek Clancey	COH	Mar. 25, 1995	at	RMD	3	8-9
Brian Cook	LOU	Mar. 27, 1994	at	KNX	3	6-4
Dave Craievich	BRM	Apr. 1, 1994	vs	LOU	3	8-2
Luke Curtin	ATC	Apr. 6, 2002	vs	CHR	3	6-0
Rob DeCiantis	NO	Apr. 6, 1999	vs	JAX	4	5-3
Guillaume Desbiens	GWT	May 5, 2006	vs	TOL	3	5-3
Marc Derlago	BAK	Apr. 18, 2009	vs	LV	3	4-3
Nick Deschènes	TRE	May 4, 2005	at	AK	3	7-1
John Devereaux	GBM	Mar. 31, 1992	vs	RNK	3	6-2
John-Scott Dickson	IDH	May 11, 2010	vs	STK	3	7-5
Alex Dostie	TUL	Apr. 24, 2019	vs	KC	3	6-2
Iain Duncan	TOL	Apr. 4, 1993	vs	NSH	3	8-2
Devin Edgerton	WHL	Apr. 11, 1993	vs	TOL	3	7-3
Adam Edinger	NO	Apr. 6, 2001	at	LA	3	7-8
Doug Evans	PEO	Apr. 28, 1997	at	LA	3	10-3
Lee Falardeau	CHR	Apr. 20, 2005	at	CBA	3	4-3 (OT)
Brad Faryuk	SC	Apr. 17, 2009	vs.	CHR	3	8-3
Mac Faulkner	CIN	Apr. 25, 2009	vs	ELM	3	5-4
Drew Fisher	TUL	Apr. 14, 2015	at	ALN	3	4-5 (OT)
Brendan Flynn	RMD	Mar. 30, 1996	at	HRD	3	6-5
Byron Froese	CIN	Apr. 20, 2014	at	ORL	3	7-3
Rival Fullum	JHN	Mar. 21, 1993	vs	WHL	3	4-1
Guy Gadowsky	RMD	Mar. 24, 1992	vs	WS	3	5-4
Milan Gajic	GWT	May 1, 2006	vs	FLA	3	7-4
Lance Galbraith	IDH	Apr. 13, 2004	vs	LV	3	4-3
Wes Goldie	VIC	Apr. 14, 2007	vs	AK	3	9-4
Glen Goodall	ERIE	Mar. 19, 1993	vs	GBO	3	6-2
Stephane Goulet	STK	Apr. 20, 2008	vs	LV	3	6-3
Kevin Goumas	REA	Apr. 26, 2016	at	TOL	3	4-1
Marty Guerin	SC	Apr. 29, 2008	vs	CBA	3	5-2
Tyler Haskins	UTA	Apr. 25, 2008	at	VIC	3	6-0
Ryan Hayes	STK	Apr. 14, 2013	vs	LV	3	6-4
John Hendry	TOL	Apr. 1, 1994	at	COH	3	8-3
Dan Hodge	PEO	Apr. 2, 1997	at	WHL	3	9-4
Bud Holloway	ONT	Apr. 11, 2009	vs	STK	3	5-6
Chris Hynes	SC	Apr. 11, 1997	vs	HRD	3	5-4
Bobby Hughes	AK	Apr. 20, 1013	vs.	STK	3	3-5
Cal Ingraham	TAL	Apr. 21, 1996	vs	CHR	4	5-0
Brayden Irwin	FLA	May 2, 2012	vs	KAL	3	7-0
Chris Jensen	WHL	Apr. 11, 1998	at	TOL	3	5-6
Michael Joly	COL	May 12, 2018	vs	FW	3	3-2
Bracken Kearns	TOL	Apr. 19, 2006	vs	JHN	3	5-3
Adam Keefe	TOL	Apr. 6, 2010	vs	CHR	3	7-2
Paul Kelly	DAY	Apr. 30, 2007	at	CIN	3	6-2
Ryan Kinasewich	UTA	May 1, 2008	vs	VIC	3	7-5
Levko Koper	FLA	Apr. 29, 2017	vs	SC	3	5-2

Three-Or-More-Goal Postseason Games / Penalty Shots - 381

Player	Team	Date		Opponent	Total Goals	Score
Jarrett Konkle	AK	Apr. 10, 2010	at	STK	3	5-8
Rick Kowalsky	HRD	Apr. 22, 2000	at	TRE	3	3-6
Ryan Kraft	RMD	Apr. 9, 1999	at	HRD	3	9-0
Olivier Labelle	REA	Apr. 30, 2010	at	CIN	3	5-2
Maxime Lacroix	SC	Apr. 8, 2012	at	GWT	3	4-3 (OT)
Brian LaFleur	PEN	May 8, 1998	vs	HRD	3	7-4
Jeremy Langlois	STK	Apr. 19, 2014	vs	ONT	3	5-3
Joey Martin	STK	Apr. 22, 2014	at	ONT	3	5-2
Brian McCarthy	JHN	Mar. 29, 1995	vs	SC	3	7-5
Tim McGauley	UTA	Apr. 19, 2019	vs	IDH	3	4-5 (OT)
Shawn McNeil	LA	Apr. 25, 2000	at	SC	3	8-3
Glen Metropolit	PEN	Apr. 27, 1997	at	SC	3	5-6
Steve Mirabile	RAL	Mar. 23, 1994	at	RNK	3	5-2
Chris Minard	AK	May 25, 2006	vs	GWT	3	4-3
Pascal Morency	BAK	Apr. 5, 2011	at	VIC	3	6-3
Darryl Noren	CHR	Mar. 26, 1995	vs	GBO	3	3-4
David Pacan	CIN	Apr. 6, 2013	at	TOL	3	5-2
Matt Pagnutti	LA	Apr. 11, 2000	vs	MIS	3	7-3
Steve Parson	SC	Apr. 5, 1997	at	CHR	3	4-2
James Patterson	JCK	Apr. 5, 2002	at	LA	3	5-4
Lars Pettersen	AUG	Apr. 4, 2001	vs	NO	3	9-3
Josh Pitt	KAL	Apr. 19, 2017	vs	TOL	3	6-4
Tony Prpic	PEN	Apr. 18, 1997	vs	RMD	3	8-4
Greg Puhalski	TOL	Apr. 6, 1993	at	NSH	3	9-5
Chad Quenneville	PEN	Apr. 24, 1997	at	SC	3	6-5
Greg Rallo	IDH	May 25, 2007	vs	DAY	3	5-2
Mike Ross	COH	Mar. 25, 1994	vs	JHN	3	9-4
Philippe Roy	JHN	Apr. 5, 2002	vs	PEO	3	6-1
Paul Rushforth	LA	Apr. 11, 1998	vs	PD	3	7-3
Dylan Sadowy	TOL	Apr. 23, 2019	at	FW	3	4-1
Nick Saracino	WOR	Apr. 21, 2018	at	ADK	3	6-5
Charles Sarault	UTA	Apr. 26, 2016	at	COL	3	7-2
Jay Schiavo	BRM	Apr. 1, 1994	vs	LOU	3	8-2
Peter Schneider	KAL	Apr. 18, 2017	vs	TOL	3	8-5
Darren Schwartz	WHL	Mar. 23, 1993	at	JHN	3	5-0
Kevin Scott	CIN	Mar. 24, 1992	vs	DAY	3	8-2
Joe Seroski	NO	Apr. 4, 1998	vs	PEN	4	5-6
Josh Shalla	CIN	May 19, 2014	vs	GRN	3	4-1
Andrew Shier	RMD	Mar. 27, 1996	vs	HRD	3	6-5
John Spoltore	LA	Apr. 15, 1997	vs	BRM	3	5-4
Kevin St. Jacques	BAK	Apr. 15, 2007	vs	FRE	3	4-2
Joel Stepp	GWT	Apr. 26, 2006	vs	FLA	3	5-3
Wayne Strachan	RNK	Apr. 11, 1998	vs	HRD	3	3-2
C.J. Stretch	ONT	Apr. 3, 2013	vs	UTA	4	7-2
Max Taylor	TEX	Apr. 20, 2008	vs	CBA	3	6-2
Rod Taylor	HRD	Apr. 10, 1992	vs	LOU	3	4-3
Zack Torquato	WHL	Apr. 28, 2015	at	TOL	3	5-2
Jean-Guy Trudel	PEO	Apr. 28, 1997	at	LA	3	10-3
Cory Urquhart	STK	Apr. 10, 2009	at	ONT	3	3-4
Andrei Vasilyev	IDH	May 14, 2004	at	FLA	3	5-1
Paul Vincent	AUG	Apr. 4, 2001	vs	NO	3	9-3
Ryan Wade	VIC	Apr. 12, 2008	vs	BAK	3	4-3
Ryan Watson	BAK	May 10, 2014	at	STK	3	5-3
Rob Weingartner	LA	Apr. 10, 1998	vs	PD	3	6-3
Shawn Wheelser	CHR	Apr. 13, 1996	vs	SC	3	5-2
Boris Zelenko	HRD	May 18, 1998	vs	PEN	3	7-3

Penalty Shots In Postseason Games

Date	Player	Goaltender	Scored	Final Score	Series
Apr. 28, 2019	Mike McKee, Tulsa	Tomas Sholl, Idaho	No	TUL 3, IDH 1	DF
Apr. 27, 2019	Zach O'Brien, Newfoundland	Charles Williams, Manchester	No	NFL 4, MAN 2	DF
Apr. 12, 2019	Artur Tianulin, Brampton	Michael Garteig, Newfoundland	No	NFL 2, BRM 1	DSF
Apr. 24, 2018	Max French, Idaho	Jake Paterson, Allen	No	IDH 6, ALN 3	DSF
Apr. 14, 2018	Matt Willows, Reading	Charles Williams, Manchester	No	MAN 3, REA 2 (2OT)	DSF
May 15, 2017	Zac Lynch, Manchester	Parker Milner, South Carolina	No	SC 5, MAN 3	CF
May 3, 2017	Domenic Monardo, South Carolina	Anthony Peters, Florida	Yes	SC 4, FLA 2	DF
Apr. 24, 2016	Joe Rehkamp, Reading	Jeff Lerg, Toledo	No	TOL 3, REA 1	CQF
Apr. 20, 2016	Reed Seckel, Missouri	Brody Hoffman, Quad City	Yes	MO 4, QC 2	CQF
Apr. 18, 2016	T.J. Syner, Utah	Kris Lazaruk, Colorado	No	COL 5, UTA 4 (3OT)	CQF
Apr. 16, 2016	Greg Wolfe, Adirondack	Colin Stevens, Manchester	No	ADK 4, MAN 2	CQF
Apr. 17, 2015	Ludwig Blomstrand, Kalamazoo	Roman Will, Fort Wayne	No	KAL 2 at FW 4	DSF
May 31, 2014	Brendan Connolly, Alaska	Rob Madore, Cincinnati	No	CIN 2 at AK 1	KCF
May 24, 2013	Matt Reber, Stockton	Riley Gill, Reading	No	REA 3 at STK 4	KCF
May 10, 2013	Austin Smith, Idaho	Olivier Roy, Stockton	No	IDH 2 at STK 3	CF
Apr. 6, 2013	Louie Caporusso, Elmira	Jesse Deckert, Florida	Yes	ELM 8 at FLA 2	CQF
Apr. 5, 2013	Chris Donovan, Utah	J.F. Berube, Ontario	Yes	ONT 2 at UTA 1 (OT)	CQF
May 5, 2012	Justin Shugg, Florida	Riley Gill, Kalamazoo	No	KAL 1 at FLA 3	CF
Apr. 6, 2012	Andrew Hotham, Wheeling	Riley Gill, Kalamazoo	No	WHL 1 at KAL 5	CQF
Apr. 4, 2012	Chris Barton, Wheeling	Riley Gill, Kalamazoo	No	KAL 4 at WHL 2	CQF
May 2, 2011	Ryan Turek, Victoria	Gerald Coleman, Alaska	No	AK 3 at VIC 2	CF
Apr. 23, 2010	Brett Robinson, Cincinnati	Ryan Munce, Charlotte	Yes	CHR 4 at CIN 1	CSF
Apr. 12, 2010	Olivier Labelle, Reading	Riley Gill, Kalamazoo	No	KAL 2 at REA 3 (OT)	CQF

Penalty Shots In Postseason Games

Date	Player	Goaltender	Scored	Final Score	Series
Apr. 7, 2010	Peter Vandermeer, Utah	Jimmy Spratt, Las Vegas	No	UTA 4 at LV 1	CQF
Apr. 7, 2010	Wes Goldie, Victoria	J.P. Levasseur, Bakersfield	No	BAK 3 at VIC 6	CQF
Apr. 6, 2010	Andrew Orpik, Las Vegas	Mike Morrison, Utah	No	UTA 4 at LV 6	CQF
Apr. 6, 2010	Alex Bourret, Las Vegas	Mike Morrison, Utah	No	UTA 4 at LV 6	CQF
Apr. 6, 2010	Ryan Del Monte, Cincinnati	Todd Ford, South Carolina	No	SC 1 at CIN 6	CQF
May 22, 2009	Travis Morin, South Carolina	J.P. Lamoureux, Alaska	No	SC 4 at AK 2	KCF
May 9, 2009	Mark Van Guilder, Cincinnati	Jonathan Boutin, South Carolina	Yes	CIN 4 at SC 7	CF
May 2, 2009	Dan Riedel, Las Vegas	Parker Van Buskirk, Stockton	No	LV 3 at STK 2 (OT)	DF
May 1, 2009	Wes Goldie, Victoria	J.P. Lamoureux, Alaska	No	AK 0 at VIC 4	DF
May 1, 2009	Trent Campbell, South Carolina	David Leggio, Florida	No	FLA 3 at SC 4	DF
Apr. 25, 2009	Mac Faulkner, Cincinnati	Michael Teslak, Elmira	Yes	ELM 4 at CIN 5 (OT)	DF
Apr. 21, 2009	Andrew Martens, Ontario	Parker Van Buskirk, Stockton	No	STK 3 at ONT 4	DSF
Apr. 17, 2009	Mike Bayrack, Charlotte	Jonathan Boutin, South Carolina	No	CHR 3 at SC 8	DSF
Apr. 11, 2009	Milan Gajic, Florida	Josh Johnson, Gwinnett	No	GWT 2 at FLA 3(OT)	DSF
Apr. 11, 2009	Wes Goldie, Victoria	Matt Climie, Idaho	No	VIC 3 at IDH 1	DSF
Apr. 10, 2009	Barret Ehgoetz, Cincinnati	Curtis Darling, Wheeling	No	WHL 3 at CIN 1	DSF
May 9, 2008	Trent Campbell, South Carolina	Cedrick Desjardins, Cincinnati	Yes	SC 2 at CIN 6	CF
Apr. 27, 2008	Wes Goldie, Victoria	Nathan Lawson, Utah	No	UTA 1 at VIC 6	CSF
Apr. 27, 2008	Tyler Haskins, Utah	Julien Ellis, Victoria	Yes	UTA 1 at VIC 6	CSF
Apr. 14, 2008	Tyler Haskins, Utah	Jake Moreland, Fresno	No	UTA 4 at FRE 3 (OT)	CQF
Apr. 16, 2008	Darryl Lloyd, Victoria	Yutaka Fukufuji, Bakersfield	No	VIC 4 at BAK 1	CQF
Apr. 13, 2008	Andy Contois, Mississippi	Anton Khudobin, Texas	No	TEX 5 at MIS 3	DQF
Apr. 13, 2008	Brady Leisenring, Fresno	Nathan Lawson, Utah	No	UTA 6 at FRE 1	CQF
Apr. 10, 2008	John McNabb, Texas	Ryan Munce, Mississippi	Yes	MIS 2 at TEX 5	DQF
May 15, 2007	Julian Talbot, Alaska	Steve Silverthorn, Idaho	No	AK 2 at IDH 3	CF
May 4, 2007	Colin Nicholson, Texas	Craig Kowalski, Florida	No	TEX 3 at FLA 4	DSF
May 4, 2007	David Brine, Florida	Matt Yeats, Texas	No	TEX 3 at FLA 4	DSF
May 14, 2006	Jeff Campbell, Gwinnett	Drew MacIntyre, Toledo	Yes	GWT 4 at TOL 2	CF
May 1, 2006	Milan Gajic, Gwinnett	Phil Osaer, Florida	Yes	GWT 7 at FLA 4	DF
Apr. 28, 2006	Matt York, Gwinnett	Kevin Nastiuik, Florida	No	FLA 7 at GWT 3	DF
Apr. 19, 2006	Cam Paddock, Wheeling	Bryan Bridges, Reading	No	WHL 5 at REA 4	DSF
Apr. 15, 2006	Ryan Finnerty, South Carolina	Adam Berkhoeil, Gwinnett	Yes	GWT 5 at SC 3	DSF
May 21, 2005	Scott Bertoli, Trenton	Craig Kowalski, Florida	No	TRE 2 at FLA 1	KCF
Apr. 27, 2005	Dusty Jamieson, Charlotte	Sean Fields, Gwinnett	No	CHR 4 at GWT 1	CSF
Apr. 16, 2005	Joe Talbot, Alaska	Davis Parley, Bakersfield	No	BAK 4 at AK 3 (OT)	DSF
Apr. 15, 2002	Ben Stafford, Trenton	Scott Stirling, Atlantic City	No	ATC 3 at TRE 0	CSF
Apr. 5, 1997	Hugo P. Belanger, Pensacola	Sonny Mignacca, Tallahassee	Yes	TAL 3 at PEN 4 (OT)	1st
Apr. 4, 1997	Glen Metropolit, Pensacola	Sonny Mignacca, Tallahassee	Yes	PEN 4 at TAL 0	1st
Apr. 19, 1996	Chris Bergeron, Toledo	Brian Renfrew, Jacksonville	Yes	JAX 3 at TOL 4 (OT)	SF
Apr. 12, 1996	Dmitri Pankov, Richmond	Brian Renfrew, Jacksonville	No	RMD 2 at JAX 4	SF
Apr. 12, 1996	Derek DeCosty, Wheeling	Mark Richards, Tallahassee	No	TAL 4 at WHL 5	2nd

Overtime Records of Current Teams

Team	Total		Home		Last OT Game	Road		Last OT Game
	W	L	W	L		W	L	
Adirondack	4	3	1	1	April 25, 2017 vs. Manchester	3	2	April 17, 2019 at Manchester
Allen	7	0	3	0	May 21, 2016 vs. Fort Wayne	4	0	June 4, 2016 at Wheeling
Atlanta	6	13	4	6	April 20, 2018 vs. Florida	2	7	April 27, 2013 at Cincinnati
Brampton	3	3	2	1	April 16, 2019 vs. Newfoundland	1	2	April 23, 2019 at Newfoundland
Cincinnati	18	16	10	6	April 19, 2018 vs. Fort Wayne	8	10	April 14, 2018 at Fort Wayne
Florida	22	17	12	11	April 27, 2019 vs. Orlando	10	6	May 3, 2019 at Orlando
Fort Wayne	10	11	8	4	April 17, 2019 vs. Toledo	2	7	May 23, 2018 at Colorado
Greenville	6	4	5	3	May 24, 2014 vs. Cincinnati	1	1	May 27, 2014 at Cincinnati
Idaho	23	16	9	8	April 13, 2019 vs. Utah	14	8	April 20, 2019 at Utah
Indy	0	2	0	1	April 19, 2018 vs. Toledo	0	1	April 13, 2018 at Toledo
Jacksonville	0	1	0	0		0	1	April 11, 2019 at Florida
Kalamazoo	2	5	1	1	April 29, 2011 vs. Wheeling	1	4	April 26, 2014 at Greenville
Kansas City	0	1	0	0		0	1	April 14, 2019 at Tulsa
Newfoundland	5	1	4	0	May 26, 2019 vs. Toledo	1	1	May 3, 2019 at Manchester
Orlando	5	5	2	3	May 3, 2019 vs. Florida	3	2	April 27, 2019 at Florida
Rapid City	1	0	0	0		1	0	April 21, 2015 at Quad City
Reading	12	14	7	4	April 16, 2018 vs. Manchester	5	10	April 14, 2018 at Manchester
South Carolina	25	34	14	22	April 17, 2019 vs. Orlando	11	12	April 21, 2018 at Orlando
Toledo	20	21	14	6	April 29, 2017 vs. Fort Wayne	6	15	May 26, 2019 at Newfoundland
Tulsa	2	1	2	0	May 17, 2019 vs. Toledo	0	1	April 15, 2015 at Allen
Utah	3	17	2	8	April 20, 2019 vs. Idaho	1	9	April 13, 2019 at Idaho
Wheeling	15	13	5	4	June 4, 2016 vs. Allen	10	9	May 23, 2016 at South Carolina
Wichita	1	1	0	1	April 15, 2018 vs. Colorado	1	0	April 21, 2018 at Colorado
Worcester	0	0	0	0		0	0	

2019 KELLY CUP PLAYOFFS RESULTS

NORTH DIVISION SEMIFINALS

Newfoundland defeated Brampton, 4 games to 2
 Manchester defeated Adirondack, 4 games to 1

CENTRAL DIVISION SEMIFINALS

Cincinnati defeated Kalamazoo, 4 games to 2
 Toledo defeated Fort Wayne, 4 games to 2

SOUTH DIVISION SEMIFINALS

Florida defeated Jacksonville, 4 games to 2
 Orlando defeated South Carolina, 4 games to 1

MOUNTAIN DIVISION SEMIFINALS

Tulsa defeated Kansas City, 4 games to 3
 Idaho defeated Utah, 4 games to 1

NORTH DIVISION FINALS

Newfoundland defeated Manchester, 4 games to 2

CENTRAL DIVISION FINALS

Toledo defeated Cincinnati, 4 games to 1

SOUTH DIVISION FINALS

Florida defeated Orlando, 4 games to 1

MOUNTAIN DIVISION FINALS

Tulsa defeated Idaho, 4 games to 2

EASTERN CONFERENCE FINALS

Newfoundland defeated Florida, 4 games to 1

WESTERN CONFERENCE FINALS

Toledo defeated Tulsa, 4 games to 3

KELLY CUP FINALS

Game 1 - Toledo 3 at Newfoundland 4 (OT)
 Game 2 - Toledo 1 at Newfoundland 2 (OT)
 Game 3 - Newfoundland 1 at Toledo 4
 Game 4 - Newfoundland 4 at Toledo 2
 Game 5 - Newfoundland 2 at Toledo 3
 Game 6 - Toledo 3 at Newfoundland 4

Newfoundland wins Kelly Cup Finals 4 games to 2

LEADING SCORERS	GP	G	A	PTS
Zach O'Brien, Newfoundland	23	16	13	29
Stephen Perfetto, Tulsa	20	9	17	26
Alex Dostie, Tulsa	20	14	10	24
Giorgio Estephan, Newfoundland	23	9	15	24
Brady Ferguson, Newfoundland	23	7	17	24
Adam Pleskach, Tulsa	20	12	11	23
Greg Wolfe, Toledo	24	10	11	21
Shane Berschbach, Toledo	24	9	12	21
Matt Register, Toledo	24	4	15	19

LEADING GOALIES	GP	MIN	GAA	W	L	SO	GA	SA	S%
Connor Ingram, Orlando	10	681	1.94	5	5	0	22	338	0.935
Pat Nagle, Toledo	24	1481	2.03	14	10	1	50	729	0.931
Etienne Marcoux, Brampton	6	383	2.04	2	4	0	13	234	0.944
Callum Booth, Florida	12	745	2.17	7	5	1	27	333	0.925
Michael Garteig, Newfoundland	23	1423	2.19	16	7	3	52	674	0.928
Jake Hildebrand, Kalamazoo	5	273	2.20	2	2	1	10	115	0.913
Jeremy Helvig, Florida	5	263	2.28	2	2	0	10	82	0.878

2018 KELLY CUP PLAYOFFS RESULTS

NORTH DIVISION SEMIFINALS

Adirondack defeated Worcester, 4 games to 2
Manchester defeated Reading, 4 games to 0

CENTRAL DIVISION SEMIFINALS

Toledo defeated Indy, 4 games to 0
Fort Wayne defeated Cincinnati, 4 games to 1

SOUTH DIVISION SEMIFINALS

Florida defeated Atlanta, 4 games to 0
Orlando defeated South Carolina, 4 games to 0

MOUNTAIN DIVISION SEMIFINALS

Colorado defeated Wichita, 4 games to 2
Idaho defeated Allen, 4 games to 3

NORTH DIVISION FINALS

Adirondack defeated Manchester, 4 games to 2

CENTRAL DIVISION FINALS

Fort Wayne defeated Toledo, 4 games to 2

SOUTH DIVISION FINALS

Florida defeated Orlando, 4 games to 1

MOUNTAIN DIVISION FINALS

Colorado defeated Idaho, 4 games to 0

EASTERN CONFERENCE FINALS

Florida defeated Adirondack, 4 games to 1

WESTERN CONFERENCE FINALS

Colorado defeated Fort Wayne, 4 games to 3

KELLY CUP FINALS

Game 1 - Florida 1 at Colorado 3
Game 2 - Florida 4 at Colorado 3
Game 3 - Colorado 5 at Florida 4 (OT)
Game 4 - Colorado 6 at Florida 7 (OT)
Game 5 - Colorado 0 at Florida 5
Game 6 - Florida 2 at Colorado 4
Game 7 - Colorado 3 at Florida 2

Colorado wins Kelly Cup Finals 4 games to 3

LEADING SCORERS	GP	G	A	PTS
Michael Joly, Colorado	24	13	16	29
Michael Kirkpatrick, Florida	18	11	11	22
Mitchell Heard, Florida	20	9	13	22
John McCarron, Florida	21	10	10	20
Gabriel Desjardins, Fort Wayne	18	9	11	20
Matt Register, Colorado	24	3	17	20
J.C. Beaudin, Colorado	22	10	8	18
Ryan Schmelzer, Adirondack	17	9	8	17
Shawn Szydlowski, Fort Wayne	17	4	13	17

LEADING GOALIES	GP	MIN	GAA	W	L	SO	GA	SA	S%
Mackenzie Blackwood, Adirondack	5	240	1.00	3	1	1	4	112	0.964
Parker Milner, South Carolina	4	273	1.54	0	4	0	7	95	0.926
Cal Heeter, Orlando	8	443	1.90	4	3	1	14	255	0.945
Philippe Desrosiers, Idaho	10	571	2.00	4	5	0	19	290	0.934
Eamon McAdam, Worcester	4	209	2.01	1	3	0	7	106	0.934
John Muse, Reading	4	328	2.02	0	4	0	11	200	0.945
Martin Ouellette, Florida	19	1170	2.31	14	5	1	45	545	0.917

2017 KELLY CUP PLAYOFFS RESULTS

NORTH DIVISION SEMIFINALS

Manchester defeated Adirondack, 4 games to 2
Brampton defeated Reading, 4 games to 2

CENTRAL DIVISION SEMIFINALS

Toledo defeated Kalamazoo, 4 games to 3
Fort Wayne defeated Quad City, 4 games to 1

SOUTH DIVISION SEMIFINALS

Florida defeated Orlando, 4 games to 3
South Carolina defeated Greenville, 4 games to 2

MOUNTAIN DIVISION SEMIFINALS

Allen defeated Utah, 4 games to 1
Colorado defeated Idaho, 4 games to 1

NORTH DIVISION FINALS

Manchester defeated Brampton, 4 games to 2

CENTRAL DIVISION FINALS

Toledo defeated Fort Wayne, 4 games to 1

SOUTH DIVISION FINALS

South Carolina defeated Florida, 4 games to 1

MOUNTAIN DIVISION FINALS

Colorado defeated Allen, 4 games to 2

EASTERN CONFERENCE FINALS

South Carolina defeated Manchester, 4 games to 3

WESTERN CONFERENCE FINALS

Colorado defeated Toledo, 4 games to 1

KELLY CUP FINALS

Game 1 - South Carolina 2 at Colorado 3 (2 OT)

Game 2 - South Carolina 2 at Colorado 3

Game 3 - Colorado 5 at South Carolina 4 (OT)

Game 4 - Colorado 2 at South Carolina 1

Colorado wins Kelly Cup Finals 4 games to 0

LEADING SCORERS

	GP	G	A	PTS
Alex Belzile, Colorado	18	14	12	26
Matt Register, Colorado	20	8	16	24
Rob Flick, South Carolina	22	11	11	22
Matt Leitner, Manchester	19	8	14	22
Kyle Bonis, Toledo	17	10	8	18
Tyson Spink, Toledo	17	7	11	18
Domenic Monardo, South Carolina	22	6	12	18
Jake Marto, Colorado	20	5	13	18
Olivier Archambault, South Carolina	22	7	10	17
Kelly Zajac, South Carolina	22	6	11	17
Shane Berschbach, Toledo	17	2	15	17

LEADING GOALIES

	GP	MIN	GAA	W	L	SO	GA	SA	S%
Mark Dekanich, Reading	6	406	1.62	2	4	0	11	239	0.954
Alex Nedeljkovic, Florida	7	406	1.92	1	5	0	13	186	0.930
Zachary Fucale, Brampton	11	704	2.13	6	5	0	25	365	0.932
Ryan Massa, Orlando	4	252	2.14	3	1	0	9	153	0.941
Parker Milner, South Carolina	22	1409	2.30	12	10	3	54	665	0.919
Sam Brittain, Manchester	19	1132	2.33	11	8	1	44	584	0.925
Lukas Hafner, Colorado	16	1037	2.43	14	2	0	42	433	0.903

2016 KELLY CUP PLAYOFFS RESULTS

EASTERN CONFERENCE

QUARTERFINALS

Reading defeated Toledo, 4 games to 3
 South Carolina defeated Kalamazoo, 4 games to 1
 Adirondack defeated Manchester, 4 games to 1
 Wheeling defeated Florida, 4 games to 2

EASTERN CONFERENCE

SEMIFINALS

South Carolina defeated Adirondack, 4 games to 3
 Wheeling defeated Reading, 4 games to 3

EASTERN CONFERENCE FINALS

Wheeling defeated South Carolina, 4 games to 3

WESTERN CONFERENCE

QUARTERFINALS

Missouri defeated Quad City, 4 games to 0
 Fort Wayne defeated Cincinnati, 4 games to 3
 Utah defeated Colorado, 4 games to 2
 Allen defeated Idaho, 4 games to 3

WESTERN CONFERENCE

SEMIFINALS

Allen defeated Missouri, 4 games to 2
 Fort Wayne defeated Utah, 4 games to 0

WESTERN CONFERENCE FINALS

Allen defeated Fort Wayne, 4 games to 1

KELLY CUP FINALS

Game 1 - Wheeling 3 at Allen 5
 Game 2 - Wheeling 7 at Allen 6
 Game 3 - Allen 2 at Wheeling 3
 Game 4 - Allen 4 at Wheeling 2
 Game 5 - Allen 3 at Wheeling 2 (OT)
 Game 6 - Wheeling 2 at Allen 4

Allen wins Kelly Cup Finals 4 games to 2

LEADING SCORERS

	GP	G	A	PTS
Chad Costello, Allen	24	7	29	36
Riley Brace, Wheeling	26	5	22	27
Greger Hanson, Allen	25	15	8	23
John McCarron, Wheeling	25	11	12	23
Mathew Maione, Wheeling	26	6	17	23
Cody Wydo, Wheeling	26	12	9	21
Eric Roy, Allen	23	5	16	21
David Makowski, Allen	18	5	15	20
Shawn Szydlowski, Fort Wayne	16	10	9	19
Austin Fyten, South Carolina	19	8	11	19

LEADING GOALIES

	GP	MIN	GAA	W	L	SO	GA	SA	S%
Mark Dekanich, South Carolina	10	603	1.69	5	4	2	17	219	0.922
Josh Robinson, Missouri	7	416	2.16	4	3	0	15	202	0.926
Ken Appleby, Adirondack	12	754	2.31	7	5	1	29	363	0.920
Vitek Vanecek, South Carolina	11	624	2.31	6	4	1	24	278	0.914
Riley Gill, Allen	19	997	2.35	12	5	1	39	508	0.923
Pat Nagle, Fort Wayne	16	986	2.37	9	6	2	39	413	0.906
Franky Palazzese, Wheeling	12	702	2.39	5	5	0	28	297	0.906

2015 KELLY CUP PLAYOFFS RESULTS

NORTH DIVISION SEMIFINALS

Toledo defeated Wheeling 4 games to 3
Fort Wayne defeated Kalamazoo 4 games to 1

CENTRAL DIVISION SEMIFINALS

Allen defeated Tulsa 4 games to 1
Rapid City defeated Quad City 4 games to 3

EAST DIVISION SEMIFINALS

Florida defeated Orlando 4 games to 2
South Carolina defeated Reading 4 games to 3

PACIFIC DIVISION SEMIFINALS

Utah defeated Idaho 4 games to 2
Ontario defeated Colorado 4 games to 3

NORTH DIVISION FINALS

Toledo defeated Fort Wayne 4 games to 3

CENTRAL DIVISION FINALS

Allen defeated Rapid City 4 games to 2

EAST DIVISION FINALS

South Carolina defeated Florida 4 games to 2

PACIFIC DIVISION FINALS

Ontario defeated Utah 4 games to 1

EASTERN CONFERENCE FINALS

South Carolina defeated Toledo 4 games to 3

WESTERN CONFERENCE FINALS

Allen defeated Ontario 4 games to 3

KELLY CUP FINALS

Game 1 - South Carolina 4 at Allen 3
Game 2 - South Carolina 2 at Allen 5
Game 3 - South Carolina 4 at Allen 1
Game 4 - Allen 3 at South Carolina 2 (2 OT)
Game 5 - Allen 3 at South Carolina 2 (OT)
Game 6 - Allen 1 at South Carolina 4
Game 7 - South Carolina 1 at Allen 6

Allen wins Kelly Cup Finals 4 games to 3

LEADING SCORERS

	GP	G	A	PTS
Wayne Simpson, South Carolina	27	13	25	38
Andrew Rowe, South Carolina	27	15	19	34
Greger Hanson, Allen	25	12	17	29
Derek DeBlois, South Carolina	27	11	18	29
Chad Costello, Allen	25	9	19	28
Shane Berschbach, Toledo	21	8	17	25
Spencer Asuchak, Allen	25	11	10	21
Garry Nunn, Ontario	19	9	12	21
Chris Crane, Allen	25	10	10	20

LEADING GOALIES

	GP	MIN	GAA	W	L	SO	GA	SA	S%
Evan Mosher, Quad City	4	200	1.80	3	1	1	6	93	0.935
Parker Milner, Quad City	4	222	1.89	0	3	0	7	94	0.926
Pat Nagle, Fort Wayne	5	334	2.15	3	2	0	12	138	0.913
Jeff Lerg, Toledo	15	956	2.20	7	8	0	35	463	0.924
Jussi Olkinuora, Ontario	12	624	2.31	7	4	0	24	259	0.907
Joe Cannata, Ontario	9	515	2.33	4	4	2	20	208	0.904
Riley Gill, Allen	21	1168	2.41	13	7	0	47	494	0.905

2014 KELLY CUP PLAYOFFS RESULTS

EASTERN CONFERENCE

QUARTERFINALS

Fort Wayne defeated Reading 4 games to 1
 Greenville defeated Kalamazoo 4 games to 2
 Wheeling defeated South Carolina 4 games to 0
 Cincinnati defeated Orlando 4 games to 2

EASTERN CONFERENCE

SEMIFINALS

Cincinnati defeated Fort Wayne 4 games to 2
 Greenville defeated Wheeling 4 games to 2

EASTERN CONFERENCE FINALS

Cincinnati defeated Greenville 4 games to 2

WESTERN CONFERENCE

QUARTERFINALS

Alaska defeated Las Vegas 4 games to 0
 Stockton defeated Ontario 4 games to 0
 Bakersfield defeated Utah 4 games to 1
 Idaho defeated Colorado 4 games to 2

WESTERN CONFERENCE

SEMIFINALS

Alaska defeated Idaho 4 games to 1
 Bakersfield defeated Stockton 4 games to 1

WESTERN CONFERENCE FINALS

Alaska defeated Bakersfield 4 games to 2

KELLY CUP FINALS

Game 1 - Cincinnati 3 at Alaska 5
 Game 2 - Cincinnati 2 at Alaska 1
 Game 3 - Cincinnati 0 at Alaska 2
 Game 4 - Alaska 1 at Cincinnati 3
 Game 5 - Alaska 4 at Cincinnati 2
 Game 6 - Alaska 4 at Cincinnati 0

Alaska wins Kelly Cup Finals 4 games to 2

LEADING SCORERS	GP	G	A	PTS
Nick Mazzolini, Alaska	21	11	20	31
Byron Froese, Cincinnati	23	8	17	25
Jonathan Hazen, Cincinnati	24	8	11	19
Brendan Connolly, Alaska	19	3	16	19
Andrew Yogan, Greenville	17	7	11	18
Josh Shalla, Cincinnati	23	11	6	17
Andrew Rowe, Greenville	18	4	12	16
Josh Nicholls, Greenville	18	6	9	15
Michael St. Croix, Greenville	18	4	11	15

LEADING GOALIES	GP	MIN	GAA	W	L	SO	GA	SA	S%
Gerald Coleman, Alaska	14	814	1.33	10	4	2	18	313	0.942
Marc Cheverie, Colorado	2	195	1.54	0	2	0	5	97	0.948
Jordan Binnington, Kalamazoo	3	223	1.89	1	2	0	7	130	0.946
Ben Meisner, Fort Wayne	11	722	1.91	6	5	0	23	353	0.935
Aaron Dell, Utah	3	188	1.92	1	2	0	6	88	0.932
Joel Martin, Kalamazoo	3	181	1.99	1	2	0	6	88	0.932

2013 KELLY CUP PLAYOFFS RESULTS

EASTERN CONFERENCE

QUARTERFINALS

Reading defeated Greenville 4 games to 1
 Cincinnati defeated Toledo 4 games to 2
 Gwinnett defeated South Carolina 4 games to 0
 Florida defeated Elmira 4 games to 2

WESTERN CONFERENCE

QUARTERFINALS

Alaska defeated San Francisco 4 games to 1
 Ontario defeated Utah 4 games to 0
 Idaho defeated Colorado 4 games to 2
 Stockton defeated Las Vegas 4 games to 3

EASTERN CONFERENCE

SEMIFINALS

Reading defeated Florida 4 games to 3
 Cincinnati defeated Gwinnett 4 games to 2

WESTERN CONFERENCE

SEMIFINALS

Stockton defeated Alaska 4 games to 2
 Idaho defeated Ontario 4 games to 2

EASTERN CONFERENCE FINALS

Reading defeated Cincinnati 4 games to 1

WESTERN CONFERENCE FINALS

Stockton defeated Idaho 4 games to 1

KELLY CUP FINALS

Game 1 - Stockton 5 at Reading 6 (OT)

Game 2 - Stockton 0 at Reading 4

Game 3 - Reading 3 at Stockton 1

Game 4 - Reading 3 at Stockton 4

Game 5 - Reading 6 at Stockton 0

Reading wins Kelly Cup Finals 4 games to 1

LEADING SCORERS

	GP	G	A	PTS
Yannick Tifu, Reading	22	12	13	25
Ryan Hayes, Stockton	23	9	15	24
T.J. Syner, Reading	22	9	12	21
Andrew Clark, Stockton	22	7	14	21
Harrison Reed, Stockton	23	9	11	20
Nikita Kashirsky, Reading	22	5	15	20
Bobby Hughes, Alaska	11	9	8	17
Mike Embach, Cincinnati	17	5	12	17
David Pacan, Cincinnati	17	9	7	16
Adam Brace, Florida	13	6	9	15
Adrian Foster, Idaho	16	5	9	14

LEADING GOALIES

	GP	MIN	GAA	W	L	SO	GA	SA	S%
Mark Owuya, Reading	5	299	1.61	3	2	2	8	108	0.926
Riley Gill, Reading	17	1099	1.91	13	4	4	35	502	0.930
Jordan Pearce, Toledo	4	215	1.95	2	1	0	7	109	0.936
Jean-Francois Berube, Ontario	10	608	2.07	6	4	1	21	22	0.914
Louis Domingue, Gwinnett	10	619	2.23	6	4	2	23	310	0.926
Michael Houser, Cincinnati	17	1154	2.24	9	8	1	43	507	0.915
Gerald Coleman, Alaska	9	548	2.30	4	5	0	21	236	0.911

2012 KELLY CUP PLAYOFFS RESULTS

EASTERN CONFERENCE

QUARTERFINALS

Elmira defeated Reading 3 games to 2
 South Carolina defeated Gwinnett 3 games to 1
 Kalamazoo defeated Wheeling 3 games to 1
 Florida defeated Greenville 3 games to 0

EASTERN CONFERENCE

SEMIFINALS

Florida defeated Elmira 4 games to 1
 Kalamazoo defeated South Carolina 4 games to 1

EASTERN CONFERENCE FINALS

Florida defeated Kalamazoo 4 games to 1

WESTERN CONFERENCE

QUARTERFINALS

Idaho defeated Ontario 3 games to 2
 Las Vegas defeated Utah 3 games to 0
 Stockton defeated Colorado 3 games to 0

WESTERN CONFERENCE

SEMIFINALS

Alaska defeated Stockton 4 games to 1
 Las Vegas defeated Idaho 4 games to 1

WESTERN CONFERENCE FINALS

Las Vegas defeated Alaska 4 games to 1

KELLY CUP FINALS

Game 1 - Florida 1 at Las Vegas 2
 Game 2 - Florida 7 at Las Vegas 2
 Game 3 - Las Vegas 3 at Florida 4 (OT)
 Game 4 - Las Vegas 1 at Florida 3
 Game 5 - Las Vegas 2 at Florida 3 (OT)

Florida wins Kelly Cup Finals 4 games to 1

LEADING SCORERS	GP	G	A	PTS
Eric Lampe, Las Vegas	17	7	14	21
Cedric Lalonde-McNicoll, Florida	18	4	17	21
Matt Marquardt, Florida	18	6	12	18
Adam Miller, Las Vegas	18	3	15	18
Judd Blackwater, Las Vegas	18	6	8	14
Matt Beca, Florida	18	5	9	14
Nick Sirota, Kalamazoo	14	7	6	13
Brayden Irwin, Florida	16	6	7	13
Brandon MacLean, Florida	18	4	9	13
Trent Daavettila, Kalamazoo	14	3	10	13

LEADING GOALIES	GP	MIN	GAA	W	L	SO	GA	SA	S%
Pat Nagle, Florida	6	338	1.42	4	1	2	8	136	0.941
John Muse, Florida	13	776	1.78	11	2	1	23	377	0.939
Mitch O'Keefe, Las Vegas	6	360	1.83	5	1	1	1	188	0.941
Gerald Coleman, Alaska	10	569	2.00	5	5	1	19	254	0.925
Joe Fallon, Las Vegas	12	752	2.17	7	5	1	27	345	0.922

2011 KELLY CUP PLAYOFFS RESULTS

EASTERN CONFERENCE

QUARTERFINALS

Greenville defeated Elmira 3 games to 1
 Reading defeated Cincinnati 3 games to 1
 Kalamazoo defeated Florida 3 games to 1
 Wheeling defeated South Carolina 3 games to 1

WESTERN CONFERENCE

QUARTERFINALS

Victoria defeated Bakersfield 3 games to 1
 Utah defeated Stockton 3 games to 1
 Idaho defeated Las Vegas 3 games to 2

EASTERN CONFERENCE

SEMIFINALS

Wheeling defeated Greenville 4 games to 3
 Kalamazoo defeated Reading 4 games to 0

WESTERN CONFERENCE

SEMIFINALS

Alaska defeated Idaho 4 games to 0
 Victoria defeated Utah 4 games to 0

EASTERN CONFERENCE FINALS

Kalamazoo defeated Wheeling 4 games to 2

WESTERN CONFERENCE FINALS

Alaska defeated Victoria 4 games to 0

KELLY CUP FINALS

Game 1 - Kalamazoo 0 at Alaska 5
 Game 2 - Kalamazoo 2 at Alaska 3 (OT)
 Game 3 - Alaska 1 at Kalamazoo 4
 Game 4 - Alaska 7 at Kalamazoo 5
 Game 5 - Alaska 5 at Kalamazoo 3

Alaska wins Kelly Cup Finals 4 games to 1

LEADING SCORERS		GP	G	A	PTS					
Trent Daavettila, Kalamazoo		18	6	22	28					
Sam Ftorek, Kalamazoo		19	7	14	21					
Andrew Fournier, Kalamazoo		19	6	14	20					
Scott Howes, Alaska		12	7	12	19					
Aaron Clarke, Kalamazoo		19	6	10	16					
Kory Karlander, Kalamazoo		19	7	8	15					
Paul Crowder, Wheeling		17	4	11	15					
Justin Taylor, Kalamazoo		19	9	5	14					
Dean Strong, Kalamazoo		15	7	7	14					
Joey Haddad, Wheeling		17	7	7	14					
Wes Goldie, Alaska		13	3	11	14					
LEADING GOALIES		GP	MIN	GAA	W	L	SO	GA	SA	S%
Michael Ouzas, Las Vegas		5	384	1.25	2	3	1	8	145	0.948
Chris Beckford-Tseu, Greenville		4	264	1.59	2	2	1	7	80	0.920
Gerald Coleman, Alaska		12	729	1.73	11	1	3	21	317	0.938
Jerry Kuhn, Idaho		9	624	1.83	3	6	0	19	281	0.937
Marco Cousineau, Elmira		4	251	1.91	1	3	0	8	121	0.938

2010 KELLY CUP PLAYOFFS RESULTS

AMERICAN CONFERENCE

QUARTERFINALS

Charlotte defeated Toledo 3 games to 1
Cincinnati defeated South Carolina 3 games to 2
Florida defeated Elmira 3 games to 2
Reading defeated Kalamazoo 3 games to 2

NATIONAL CONFERENCE

QUARTERFINALS

Bakersfield defeated Victoria 3 games to 2
Stockton defeated Alaska 3 games to 1
Utah defeated Las Vegas 3 games to 2

AMERICAN CONFERENCE

SEMIFINALS

Cincinnati defeated Charlotte 4 games to 3
Reading defeated Florida 4 games to 0

NATIONAL CONFERENCE

SEMIFINALS

Idaho defeated Utah 4 games to 0
Stockton defeated Bakersfield 4 games to 1

AMERICAN CONFERENCE FINALS

Cincinnati defeated Reading 4 games to 3

NATIONAL CONFERENCE FINALS

Idaho defeated Stockton 4 games to 2

KELLY CUP FINALS

Game 1 - Cincinnati 3 at Idaho 2
Game 2 - Cincinnati 1 at Idaho 0
Game 3 - Idaho 4 at Cincinnati 3 (2OT)
Game 4 - Idaho 2 at Cincinnati 3
Game 5 - Idaho 1 at Cincinnati 2

Cincinnati wins Kelly Cup Finals 4 games to 1

LEADING SCORERS	GP	G	A	PTS
Ryan Cruthers, Reading	16	8	16	24
Dustin Sproat, Cincinnati	24	11	9	20
Oren Eizenman, Stockton	15	3	16	19
Evan Barlow, Idaho	15	8	10	18
Mark McCutcheon, Idaho	15	8	10	18
Barret Ehgoetz, Cincinnati	24	9	8	17
Marty Flichel, Idaho	15	6	11	17
James Bates, Stockton	15	3	14	17
Milan Gajic, Florida	9	7	9	16
Marc Cavosie, Reading	16	7	9	16
Jimmy Kilpatrick, Cincinnati	20	7	9	16

LEADING GOALIES	GP	MIN	GAA	W	L	SO	GA	SA	S%
Robert Mayer, Cincinnati	9	508	1.54	6	1	3	13	197	0.938
Richard Bachman, Idaho	8	492	1.59	6	2	1	13	216	0.943
Bryan Pitton, Stockton	4	247	1.70	2	1	1	7	115	0.943
Riley Gill, Kalamazoo	4	212	2.26	1	2	0	8	127	0.941
Todd Ford, South Carolina	5	339	2.30	2	3	0	13	121	0.903

2009 KELLY CUP PLAYOFFS RESULTS

NORTH DIVISION SEMIFINALS

Elmira defeated Trenton 4 games to 3
Cincinnati defeated Wheeling 4 games to 3

SOUTH DIVISION FINALS

South Carolina defeated Florida 4 games to 2

PACIFIC DIVISION FINALS

Las Vegas defeated Stockton 4 games to 3

SOUTH DIVISION SEMIFINALS

South Carolina defeated Charlotte 4 games to 2
Florida defeated Gwinnett 4 games to 1

WEST DIVISION FINALS

Alaska defeated Victoria 4 games to 1

PACIFIC DIVISION SEMIFINALS

Las Vegas defeated Bakersfield 4 games to 3
Stockton defeated Ontario 4 games to 3

AMERICAN CONFERENCE FINALS

South Carolina defeated Cincinnati 4 games to 0

WEST DIVISION SEMIFINALS

Victoria defeated Idaho 4 games to 0
Alaska defeated Utah 4 games to 1

NATIONAL CONFERENCE FINALS

Alaska defeated Las Vegas 4 games to 0

NORTH DIVISION FINALS

Cincinnati defeated Elmira 4 games to 0

KELLY CUP FINALS

Game 1 - South Carolina 4 at Alaska 2
Game 2 - South Carolina 1 at Alaska 3
Game 3 - Alaska 2 at South Carolina 4
Game 4 - Alaska 0 at South Carolina 5
Game 5 - Alaska 3 at South Carolina 2 (OT)
Game 6 - South Carolina 2 at Alaska 3
Game 7 - South Carolina 4 at Alaska 2

South Carolina wins Kelly Cup Finals 4 games to 3

LEADING SCORERS		GP	G	A	PTS					
Josh Soares, Alaska		21	10	18	28					
Colin Hemingway, Alaska		21	9	16	25					
Trent Campbell, South Carolina		23	6	18	24					
Travis Morin, South Carolina		19	4	18	22					
Cam Keith, Alaska		20	3	17	20					
Alexandre Imbeault, Alaska		20	7	12	19					
Pierre-Luc O'Brien, South Carolina		23	6	13	19					
Maxime Lacroix, South Carolina		23	13	5	18					
Jeff Corey, South Carolina		23	11	7	18					
Nikita Kashirsky, South Carolina		21	6	12	18					
LEADING GOALIES		GP	MIN	GAA	W	L	SO	GA	SA	S%
Jean-Philippe Lamoureux, Alaska	21	1,263	1.95	15	5	4	41	620	0.934	
Jonathan Boutin, South Carolina	16	944	2.67	12	4	0	42	468	0.910	
Glenn Fisher, Las Vegas	13	698	2.32	6	6	0	27	394	0.931	
David Leggio, Florida	11	734	2.45	6	2	0	30	262	0.885	
Parker Van Buskirk, Stockton	11	657	3.01	6	4	0	33	355	0.907	

2008 KELLY CUP PLAYOFFS RESULTS

SOUTH DIVISION QUARTERFINALS

South Carolina defeated Augusta 3 games to 2
 Columbia defeated Florida 3 games to 0
 Gwinnett defeated Charlotte 3 games to 0
 Texas defeated Mississippi 3 games to 1

NORTH DIVISION FINALS

Cincinnati defeated Reading 4 games to 3

AMERICAN CONFERENCE FINALS

Cincinnati defeated South Carolina 4 games to 1

NORTH DIVISION QUARTERFINALS

Johnstown defeated Dayton 2 games to 0

NATIONAL CONFERENCE QUARTERFINALS

Las Vegas defeated Stockton 4 games to 2

Utah defeated Fresno 4 games to 2

Victoria defeated Bakersfield 4 games to 2

Alaska defeated Idaho 4 games to 0

SOUTH DIVISION SEMIFINALS

South Carolina defeated Gwinnett 3 games to 2

Columbia defeated Texas 3 games to 2

NATIONAL CONFERENCE SEMIFINALS

Las Vegas defeated Alaska 4 games to 1

Utah defeated Victoria 4 games to 1

NORTH DIVISION SEMIFINALS

Cincinnati defeated Johnstown 4 games to 0

Reading defeated Elmira 4 games to 2

NATIONAL CONFERENCE FINALS

Las Vegas defeated Utah 4 games to 0

SOUTH DIVISION FINALS

South Carolina defeated Columbia 3 games to 2

KELLY CUP FINALS

Game 1 - Las Vegas 2 at Cincinnati 4

Game 2 - Las Vegas 1 at Cincinnati 0

Game 3 - Cincinnati 4 at Las Vegas 2

Game 4 - Cincinnati 0 at Las Vegas 2

Game 5 - Cincinnati 4 at Las Vegas 0

Game 6 - Las Vegas 1 at Cincinnati 3

Cincinnati wins Kelly Cup Finals 4 games to 2

LEADING SCORERS		GP	G	A	PTS				
David Desharnais, Cincinnati		22	9	24	33				
Adam Cracknell, Las Vegas		21	9	13	22				
Peter Ferraro, Las Vegas		20	8	13	21				
Tyler Mosienko, Las Vegas		21	7	13	20				
Olivier Latendresse, Cincinnati		22	7	12	19				
Jean-Michel Daoust, Cincinnati		17	6	12	18				
Jason Deitsch, Cincinnati		22	5	13	18				
Travis Morin, South Carolina		20	10	7	17				
Kelly Czuy, Las Vegas		21	7	10	17				
LEADING GOALIES	GP	MIN	GAA	W	L	SO	GA	SA	S%
Cedrick Desjardins, Cincinnati	16	947	1.84	11	4	1	29	444	.939
Craig Kowalski, Gwinnett	7	427	1.97	4	3	2	14	197	.934
Anton Khudobin, Texas	9	547	2.19	5	4	1	20	279	.933
Todd Ford, Columbia	13	813	2.21	8	5	0	30	439	.936
Jake Moreland, Fresno	6	403	2.24	2	4	1	15	187	.926

2007 KELLY CUP PLAYOFFS RESULTS

SOUTH DIVISION QUARTERFINALS

Charlotte defeated Augusta 2 games to 0

NORTH DIVISION QUARTERFINALS

Trenton defeated Johnstown 2 games to 0

SOUTH DIVISION SEMIFINALS

Florida defeated Charlotte 3 games to 0

Texas defeated Gwinnett 3 games to 1

NORTH DIVISION SEMIFINALS

Dayton defeated Trenton 3 games to 0

Cincinnati defeated Toledo 3 games to 0

SOUTH DIVISION FINALS

Florida defeated Texas 4 games to 2

NORTH DIVISION FINALS

Dayton defeated Cincinnati 4 games to 3

AMERICAN CONFERENCE FINALS

Dayton defeated Florida 4 games to 3

NATIONAL CONFERENCE QUARTERFINALS

Bakersfield defeated Fresno 4 games to 2

Alaska defeated Victoria 4 games to 2

Idaho defeated Stockton 4 games to 2

Las Vegas defeated Phoenix 4 games to 0

NATIONAL CONFERENCE SEMIFINALS

Alaska defeated Bakersfield 4 games to 0

Idaho defeated Las Vegas 4 games to 2

NATIONAL CONFERENCE FINALS

Idaho defeated Alaska 4 games to 1

KELLY CUP FINALS

Game 1 - Dayton 2 at Idaho 1

Game 2 - Dayton 2 at Idaho 5

Game 3 - Idaho 4 at Dayton 2

Game 4 - Idaho 2 at Dayton 1 (OT)

Game 5 - Idaho 4 at Dayton 1

Idaho Wins Kelly Cup Finals 4 games to 1

LEADING SCORERS	GP	G	A	PTS
Lance Galbraith, Idaho	21	11	16	27
Vince Bellissimo, Florida	16	12	11	23
Marty Flichel, Idaho	22	9	13	22
Paul Kelly, Dayton	22	10	10	20
Julian Talbot, Alaska	14	9	11	20
John Lammers, Idaho	22	7	12	19
Derek Nesbitt, Idaho	22	6	12	18
Yannick Tifu, Dayton	22	7	10	17
Brent Walton, Dayton	22	6	11	17

LEADING GOALIES	GP	MIN	GAA	W	L	SO	GA	SA	S%
Joel Martin, Trenton	3	167	1.08	0	2	0	3	77	.963
Kevin Nastuik, Las Vegas	4	250	1.68	3	1	1	7	126	.947
Steve Silverthorn, Idaho	22	1388	1.77	16	6	3	41	555	.931
Dave McKee, Augusta	2	134	2.23	0	2	0	5	51	.911
Craig Kowalski, Florida	16	993	2.36	9	6	2	35	436	.926
Derek Gustafson, Alaska	15	889	2.36	9	6	2	35	436	.926

2006 KELLY CUP PLAYOFFS RESULTS

SOUTH DIVISION QUARTERFINALS

Greenville defeated Augusta 2 games to 0
 South Carolina defeated Charlotte 2 games to 1

NORTH DIVISION QUARTERFINALS

Johnstown defeated Trenton 2 games to 0

SOUTH DIVISION SEMIFINALS

Gwinnett defeated South Carolina 3 games to 0
 Florida defeated Greenville 3 games to 1

NORTH DIVISION SEMIFINALS

Toledo defeated Johnstown 3 games to 0
 Wheeling defeated Reading 3 games to 1

SOUTH DIVISION FINALS

Gwinnett defeated Florida 3 games to 1

NORTH DIVISION FINALS

Toledo defeated Wheeling 3 games to 2

AMERICAN CONFERENCE FINALS

Gwinnett defeated Toledo 4 games to 1

WEST DIVISION SEMIFINALS

Alaska defeated Utah 4 games to 0
 Las Vegas defeated Idaho 4 games to 3

PACIFIC DIVISION SEMIFINALS

Fresno defeated San Diego 4 games to 0
 Bakersfield defeated Long Beach 4 games to 3

WEST DIVISION FINALS

Alaska defeated Las Vegas 4 games to 2

PACIFIC DIVISION FINALS

Fresno defeated Bakersfield 4 games to 3

NATIONAL CONFERENCE FINALS

Alaska defeated Fresno 4 games to 3

KELLY CUP FINALS

Game 1 - Gwinnett 2 at Alaska 3

Game 2 - Gwinnett 3 at Alaska 4

Game 3 - Alaska 5 at Gwinnett 4

Game 4 - Alaska 1 at Gwinnett 6

Game 5 - Alaska 4 at Gwinnett 3

Alaska Wins Kelly Cup Finals 4 games to 1

LEADING SCORERS	GP	G	A	PTS
Mike Scott, Alaska	22	11	11	22
Kimbi Daniels, Alaska	22	5	15	20
Chris Minard, Alaska	22	14	5	19
Milan Gajic, Gwinnett	17	11	8	19
Guillaume Desbiens, Gwinnett	17	10	6	16
Sean Collins, Wheeling	9	7	9	16
Jeff Campbell, Gwinnett	17	6	10	16
Barrett Heisten, Alaska	22	5	11	16
Luke Curtin, Fresno	15	2	14	16

LEADING GOALIES	GP	MIN	GAA	W	L	SO	GA	SA	S%
Drew MacIntyre, Toledo	6	359	2.00	5	1	0	12	145	.924
Chris Beckford-Tseu, Alaska	12	795	2.04	8	4	3	27	360	.930
Marc Magliarditi, Las Vegas	11	698	2.06	5	6	2	24	318	.930
Jason Wolfe, Augusta	2	132	2.26	0	2	0	5	61	.924
Steve Silverthorn, Idaho	4	168	2.49	1	1	3	7	85	.924

2005 KELLY CUP PLAYOFFS RESULTS

AMERICAN CONFERENCE QUARTERFINALS

Greenville defeated Pensacola 3 games to 1
 Charlotte defeated Columbia 3 games to 2
 Florida defeated South Carolina 3 games to 1
 Gwinnett defeated Mississippi 3 games to 1

AMERICAN CONFERENCE SEMIFINALS

Charlotte defeated Gwinnett 3 games to 1
 Florida defeated Greenville 3 games to 0

AMERICAN CONFERENCE FINALS

Florida defeated Charlotte 4 games to 2

WEST DIVISION SEMIFINALS

Alaska defeated Bakersfield 3 games to 2
 Long Beach defeated Idaho 3 games to 1

NORTH DIVISION SEMIFINALS

Reading defeated Toledo 3 games to 1
 Trenton defeated Atlantic City 3 games to 0

WEST DIVISION FINALS

Alaska defeated Long Beach 3 games to 0

NORTH DIVISION FINALS

Trenton defeated Reading 3 games to 1

NATIONAL CONFERENCE FINALS

Trenton defeated Alaska 4 games to 3

KELLY CUP FINALS

Game 1 - Trenton 7 at Florida 0
 Game 2 - Trenton 2 at Florida 1
 Game 3 - Florida 5 at Trenton 4 (OT)
 Game 4 - Florida 6 at Trenton 3
 Game 5 - Florida 2 at Trenton 5
 Game 6 - Trenton 4 at Florida 1

Trenton Wins Kelly Cup Finals 4 games to 2

LEADING SCORERS

	GP	G	A	PTS
David Lundbohm, Florida	19	12	12	24
Scott Bertoli, Trenton	20	6	18	24
Rick Kowalsky, Trenton	20	10	13	23
Steve Saviano, Florida	17	4	14	18
Paul Cabana, Florida	18	7	10	17
Nick Deschenes, Trenton	20	9	7	16
Charles Linglet, Alaska	15	6	10	16
Ryan Glenn, Charlotte	15	3	11	14

LEADING GOALIES

	GP	MIN	GAA	W	L	SO	GA	SA	S%
Adam Berkhoel, Gwinnett	7	353	1.53	4	1	0	9	137	.938
Barry Brust, Reading	8	481	1.74	4	4	2	14	233	.943
Scott Fankhouser, Toledo	4	234	1.79	1	3	1	7	119	.944
Mike Brodeur, Greenville	5	302	1.98	2	3	1	10	169	.944
Peter Aubry, Alaska	13	792	2.05	8	5	1	27	364	.931

2004 KELLY CUP PLAYOFFS RESULTS

NORTHERN DIVISION WILD CARD GAME

Reading defeated Johnstown 1 game to 0

NORTHERN DIVISION SEMIFINALS

Reading defeated Wheeling 3 games to 2
Peoria defeated Atlantic City 3 games to 1

PACIFIC DIVISION SEMIFINALS

Idaho defeated Las Vegas 3 games to 2
Alaska defeated San Diego 3 games to 0

SOUTHERN DIVISION SEMIFINALS

Florida defeated Roanoke 3 games to 1
South Carolina defeated Columbia 3 games to 1

CENTRAL DIVISION SEMIFINALS

Louisiana defeated Pensacola 3 games to 1
Gwinnett defeated Mississippi 3 games to 2

NORTHERN DIVISION FINALS

Reading defeated Peoria 3 games to 1

PACIFIC DIVISION FINALS

Idaho defeated Alaska 3 games to 1

SOUTHERN DIVISION FINALS

Florida defeated South Carolina 3 games to 0

CENTRAL DIVISION FINALS

Gwinnett defeated Louisiana 3 games to 1

EASTERN CONFERENCE FINALS

Florida defeated Reading 3 games to 2

WESTERN CONFERENCE FINALS

Idaho defeated Gwinnett 3 games to 1

KELLY CUP FINALS

Game 1 - Idaho 5 at Florida 1

Game 2 - Idaho 6 at Florida 4

Game 3 - Florida 0 at Idaho 1 (OT)

Game 4 - Florida 3 at Idaho 2 (OT)

Game 5 - Florida 2 at Idaho 5

Idaho Wins Kelly Cup Finals 4 games to 1

LEADING SCORERS

	GP	G	A	PTS
Tom Buckley, Florida	17	9	11	20
Reggie Berg, Florida	16	5	14	19
Zenon Konopka, Idaho	17	9	8	17
Dylan Gyori, Idaho	18	5	10	15
Andrei Vasilyev, Idaho	18	7	7	14
David Masse, Reading	14	6	8	14
David Bararuk, Idaho	15	5	9	14
Kent Davyduke, Reading	15	3	11	14

LEADING GOALIES

	GP	MIN	GAA	W	L	SO	GA	SA	S%
Steven Belanger, Reading	1	60	0.00	1	0	1	0	26	1.000
Scott Stirling, Atlantic City	2	142	1.69	0	2	0	4	71	.947
Dan Ellis, Idaho	16	966	1.86	13	3	3	30	456	.938
Cody Rudkowsky, Reading	14	834	2.02	8	6	1	28	413	.937
Nick Boucher, Wheeling	2	119	2.02	1	1	0	4	45	.918

2003 KELLY CUP PLAYOFFS RESULTS

SOUTHERN CONFERENCE WILD CARD GAMES

Greenville defeated Florida 1 game to 0

Pensacola defeated Jackson 1 game to 0

NORTHEAST DIVISION SEMIFINALS

Atlantic City defeated Trenton 3 games to 0

Greensboro defeated Roanoke 3 games to 1

SOUTHEAST DIVISION SEMIFINALS

Pee Dee defeated South Carolina 3 games to 1

Columbia defeated Greenville 3 games to 0

NORTHWEST DIVISION SEMIFINALS

Toledo defeated Lexington 3 games to 0

Cincinnati defeated Peoria 3 games to 1

SOUTHWEST DIVISION SEMIFINALS

Mississippi defeated Pensacola 3 games to 0

Louisiana defeated Arkansas 3 games to 0

NORTHEAST DIVISION FINALS

Atlantic City defeated Greensboro 3 games to 1

SOUTHEAST DIVISION FINALS

Columbia defeated Pee Dee 3 games to 0

NORTHWEST DIVISION FINALS

Cincinnati defeated Toledo 3 games to 1

SOUTHWEST DIVISION FINALS

Mississippi defeated Louisiana 3 games to 0

NORTHERN CONFERENCE FINALS

Atlantic City defeated Cincinnati 4 games to 3

SOUTHERN CONFERENCE FINALS

Columbia defeated Mississippi 4 games to 2

KELLY CUP FINALS

Game 1 - Atlantic City 1 at Columbia 0

Game 2 - Atlantic City 3 at Columbia 0

Game 3 - Columbia 5 at Atlantic City 3

Game 4 - Columbia 1 at Atlantic City 3

Game 5 - Columbia 1 at Atlantic City 3

Atlantic City Wins Kelly Cup Finals 4 games to 1

LEADING SCORERS	GP	G	A	PTS
J.F. Caudron, Atlantic City	19	13	9	22
Kevin Colley, Atlantic City	17	13	7	20
Luke Curtin, Atlantic City	19	2	18	20
Nick Bootland, Cincinnati	15	10	7	17
Rejean Stringer, Columbia	17	3	14	17

LEADING GOALIES	GP	MIN	GAA	W	L	SO	GA	SA	S%
Duane Derksen, Peoria	2	132:02	0.91	1	1	0	2	50	.962
Doug Teskey, Toledo	6	357:51	1.17	4	2	2	7	205	.967
Jake Moreland, Atlantic City	2	106:32	1.69	2	0	0	3	52	.945
Greg Gardner, Mississippi	12	740:24	2.03	8	4	1	25	396	.941
Scott Stirling, Atlantic City	12	638:04	2.07	8	4	3	22	253	.920

2002 KELLY CUP PLAYOFFS RESULTS

SOUTHEAST DIVISION WILD CARD GAME

Florida defeated South Carolina 1 game to 0

SOUTHWEST DIVISION WILD CARD GAME

Jackson defeated New Orleans 1 game to 0

NORTHEAST DIVISION SEMIFINALS

Atlantic City defeated Charlotte 3 games to 2
Trenton defeated Roanoke 3 games to 1

SOUTHEAST DIVISION SEMIFINALS

Pee Dee defeated Columbia 3 games to 2
Greenville defeated Florida 3 games to 2

NORTHWEST DIVISION SEMIFINALS

Dayton defeated Cincinnati 3 games to 0
Johnstown defeated Peoria 3 games to 2

SOUTHWEST DIVISION SEMIFINALS

Jackson defeated Louisiana 3 games to 2
Mississippi defeated Pensacola 3 games to 0

NORTHEAST DIVISION FINALS

Dayton defeated Johnstown 3 games to 0

SOUTHEAST DIVISION FINALS

Greenville defeated Pee Dee 3 games to 1

NORTHWEST DIVISION FINALS

Atlantic City defeated Trenton 3 games to 0

SOUTHWEST DIVISION FINALS

Mississippi defeated Jackson 3 games to 0

NORTHERN CONFERENCE FINALS

Dayton defeated Atlantic City 3 games to 1

SOUTHERN CONFERENCE FINALS

Greenville defeated Mississippi 3 games to 1

KELLY CUP FINALS

Game 1 - Dayton 2 at Greenville 6

Game 2 - Dayton 1 at Greenville 4

Game 3 - Greenville 3 at Dayton 2 (OT)

Game 4 - Greenville 5 at Dayton 2

Greenville Wins Kelly Cup Finals 4 games to 0

LEADING SCORERS

	GP	G	A	PTS
Simon Gamache, Greenville	17	15	9	24
Colin Pepperall, Greenville	17	8	13	21
Steve Rymsha, Greenville	17	6	12	18
Martin Masa, Greenville	17	6	11	17
Jonathan Roy, Greenville	17	7	9	16
Stefan Rivard, Atlantic City	12	5	11	16

LEADING GOALIES

	GP	MIN	GAA	W	L	SO	GA	SA	S%
Frederic Deschenes, Johnstown	6	361	1.83	3	3	1	11	162	.936
Scott Stirling, Atlantic City	8	485	1.86	6	2	2	15	251	.944
Marc Magliarditi, Louisiana	4	245	1.96	2	2	1	8	113	.934
Andrew Allen, Jackson	5	359	2.17	3	2	0	13	223	.945
Dany Sabourin, Johnstown	3	137	2.18	0	2	0	5	73	.936

2001 KELLY CUP PLAYOFFS RESULTS

SOUTHERN CONFERENCE WILD CARD GAMES

New Orleans defeated Augusta 2 games to 1
 Arkansas defeated Baton Rouge 2 games to 0

NORTHERN CONFERENCE QUARTERFINALS SOUTHERN CONFERENCE QUARTERFINALS

Trenton defeated Johnstown 3 games to 1	Mobile defeated Jackson 3 games to 2
Peoria defeated Richmond 3 games to 1	Pee Dee defeated Florida 3 games to 2
Dayton defeated Charlotte 3 games to 2	South Carolina defeated Arkansas 3 games to 1
Toledo defeated Roanoke 3 games to 2	Louisiana defeated New Orleans 3 games to 2

NORTHERN CONFERENCE SEMIFINALS SOUTHERN CONFERENCE SEMIFINALS

Trenton defeated Toledo 3 games to 0	South Carolina defeated Mobile 3 games to 2
Peoria defeated Dayton 3 games to 0	Louisiana defeated Pee Dee 3 games to 2

NORTHERN CONFERENCE FINALS SOUTHERN CONFERENCE FINALS

Trenton defeated Peoria 4 games to 3	South Carolina defeated Louisiana 4 games to 0
--------------------------------------	--

KELLY CUP FINALS

Game 1 - South Carolina 3 at Trenton 2 (OT)
 Game 2 - South Carolina 5 at Trenton 3
 Game 3 - Trenton 4 at South Carolina 3 (2 OT)
 Game 4 - Trenton 5 at South Carolina 6
 Game 5 - Trenton 2 at South Carolina 3

South Carolina Wins Kelly Cup Finals 4 games to 1

LEADING SCORERS	GP	G	A	PTS					
Dave Seitz, South Carolina	18	13	15	28					
Chad Remackel, South Carolina	18	8	13	21					
Scott Bertoli, Trenton	19	7	14	21					
Buddy Wallace, South Carolina	18	7	13	20					
Shawn McNeil, Louisiana	14	7	12	19					
Adam Calder, South Carolina	17	7	12	19					

LEADING GOALIES	GP	MIN	GAA	W	L	SO	GA	SA	S%
Jody Lehman, South Carolina	7	389	2.00	5	1	1	13	189	.936
Curtis Sanford, Peoria	14	813	2.07	9	4	2	28	322	.920
Jason LaBarbera, Charlotte	2	143	2.09	1	1	0	5	86	.945
Scott Stirling, Trenton	18	1026	2.34	10	8	2	40	419	.913
Rastislav Stana, Richmond	3	179	2.34	1	2	1	7	115	.943

2000 KELLY CUP PLAYOFFS RESULTS

SOUTHERN CONFERENCE WILD CARD GAMES

South Carolina defeated Baton Rouge 2 games to 0

Augusta defeated New Orleans 2 games to 1

Mississippi defeated Pensacola 2 games to 1

NORTHERN CONFERENCE QUARTERFINALS SOUTHERN CONFERENCE QUARTERFINALS

Peoria defeated Dayton 3 games to 0

Johnstown defeated Roanoke 3 games to 1

Trenton defeated Richmond 3 games to 0

Hampton Roads defeated Huntington 3 games to 2

Augusta defeated Florida 3 games to 2

Louisiana defeated Mississippi 3 games to 1

South Carolina defeated Pee Dee 3 games to 2

Greenville defeated Mobile 3 games to 2

NORTHERN CONFERENCE SEMIFINALS SOUTHERN CONFERENCE SEMIFINALS

Peoria defeated Johnstown 3 games to 0

Trenton defeated Hampton Roads 3 games to 2

Greenville defeated Augusta 3 games to 1

Louisiana defeated South Carolina 3 games to 0

NORTHERN CONFERENCE FINALS SOUTHERN CONFERENCE FINALS

Peoria defeated Trenton 4 games to 2

Louisiana defeated Greenville 4 games to 2

KELLY CUP FINALS

Game 1 - Louisiana 5 at Peoria 3

Game 2 - Louisiana 4 at Peoria 2

Game 3 - Peoria 5 at Louisiana 4 (2 OT)

Game 4 - Peoria 4 at Louisiana 2

Game 5 - Peoria 6 at Louisiana 5 (2 OT)

Game 6 - Louisiana 3 at Peoria 4 (OT)

Peoria Wins Kelly Cup Finals 4 games to 2

LEADING SCORERS	GP	G	A	PTS						
J.F. Boutin, Peoria	18	17	15	32						
Vashi Nedomansky, Louisiana	19	11	14	25						
Joe Rybar, Peoria	18	6	17	23						
Chris Valicevic, Louisiana	19	5	18	23						
Shawn McNeil, Louisiana	19	11	11	22						
LEADING GOALIES	GP	MIN	GAA	W	L	SO	GA	SA	S%	
Blaine Russell, Huntington	3	131	2.30	1	1	1	5	61	.924	
Chuck Thuss, Mississippi	7	405	2.37	3	4	1	16	211	.930	
Frederic Deschenes, Johnstown	6	369	2.44	3	3	2	15	172	.920	
Taras Lendzyk, Trenton	11	606	2.48	6	3	1	25	315	.926	
Doug Bonner, New Orleans	3	169	2.48	1	2	0	7	68	.907	

1999 KELLY CUP PLAYOFFS RESULTS

SOUTHERN CONFERENCE WILD CARD GAMES

Baton Rouge defeated Augusta 2 games to 0
 Birmingham defeated Mobile 2 games to 0
 New Orleans defeated Jacksonville 2 games to 0

NORTHERN CONFERENCE QUARTERFINALS SOUTHERN CONFERENCE QUARTERFINALS

Roanoke defeated Dayton 3 games to 1
 Chesapeake defeated Columbus 3 games to 1
 Toledo defeated Peoria 3 games to 1
 Richmond defeated Hampton Roads 3 games to 1
 Pee Dee defeated Baton Rouge 3 games to 1
 New Orleans defeated Louisiana 3 games to 2
 Florida defeated Birmingham 3 games to 0
 Mississippi defeated South Carolina 3 games to 0

NORTHERN CONFERENCE SEMIFINALS SOUTHERN CONFERENCE SEMIFINALS

Roanoke defeated Chesapeake 3 games to 1
 Richmond defeated Toledo 3 games to 0
 Pee Dee defeated New Orleans 3 games to 1
 Mississippi defeated Florida 3 games to 1

NORTHERN CONFERENCE FINALS SOUTHERN CONFERENCE FINALS

Richmond defeated Roanoke 4 games to 0
 Mississippi defeated Pee Dee 4 games to 1

KELLY CUP FINALS

Game 1 - Richmond 2 at Mississippi 0
 Game 2 - Richmond 3 at Mississippi 5
 Game 3 - Mississippi 3 at Richmond 5
 Game 4 - Mississippi 0 at Richmond 1
 Game 5 - Richmond 0 at Mississippi 2
 Game 6 - Mississippi 7 at Richmond 3
 Game 7 - Richmond 3 at Mississippi 4 (2 OT)

Mississippi Wins Kelly Cup Finals 4 games to 3

LEADING SCORERS	GP	G	A	PTS
Rob DeCiantis, New Orleans	11	11	11	22
Ryan Kraft, Richmond	18	10	10	20
Kelly Hurd, Mississippi	18	8	11	19
Dany Bousquet, Pee Dee	13	7	12	19
Chris Lipsett, Pee Dee	13	13	4	17
Vashi Nedomansky, Mississippi	18	8	9	17
Darryl LaFrance, New Orleans	11	6	11	17
Allan Sirois, Pee Dee	13	4	13	17

LEADING GOALIES	GP	MIN	GAA	W	L	SO	GA	SA	S%
Kirk Daubenspeck, Chesapeake	7	424	1.70	3	4	1	12	196	.942
Trevor Koenig, Dayton	4	202	1.78	1	2	1	6	84	.933
Daniel Berthiaume, Roanoke	10	608	1.87	6	4	1	19	317	.943
Travis Scott, Mississippi	18	1252	2.01	14	4	3	42	599	.934
Martin Villeneuve, New Orleans	8	479	2.25	5	3	2	18	336	.949

1998 KELLY CUP PLAYOFFS RESULTS

NORTHERN CONFERENCE QUARTERFINALS SOUTHERN CONFERENCE QUARTERFINALS

Hampton Roads defeated Peoria 3 games to 0	Louisiana defeated Mobile 3 games to 0
Roanoke defeated Huntington 3 games to 1	Pee Dee defeated South Carolina 3 games to 2
Toledo defeated Chesapeake 3 games to 0	Charlotte defeated Birmingham 3 games to 1
Wheeling defeated Dayton 3 games to 2	Pensacola defeated New Orleans 3 games to 1

NORTHERN CONFERENCE SEMIFINALS SOUTHERN CONFERENCE SEMIFINALS

Hampton Roads defeated Roanoke 3 games to 2	Louisiana defeated Pee Dee 3 games to 0
Wheeling defeated Toledo 3 games to 1	Pensacola defeated Charlotte 3 games to 0

NORTHERN CONFERENCE FINALS SOUTHERN CONFERENCE FINALS

Hampton Roads defeated Wheeling 4 games to 2	Pensacola defeated Louisiana 4 games to 2
--	---

KELLY CUP FINALS

Game 1 - Hampton Roads 4 at Pensacola 7
 Game 2 - Hampton Roads 3 at Pensacola 1
 Game 3 - Pensacola 1 at Hampton Roads 0 (OT)
 Game 4 - Pensacola 2 at Hampton Roads 4
 Game 5 - Pensacola 3 at Hampton Roads 7
 Game 6 - Hampton Roads 4 at Pensacola 1

Hampton Roads Wins Kelly Cup Finals 4 games to 2

LEADING SCORERS	GP	G	A	PTS					
Nick Stadjuhar, Pensacola	19	5	21	26					
Brendan Concannon, Pensacola	19	7	18	25					
Mike Sullivan, Pensacola	19	9	13	22					
John Spoltore, Louisiana	12	4	15	19					
Victor Gervais, Hampton Roads	19	7	11	18					

LEADING GOALIES	GP	MIN	GAA	W	L	SO	GA	SA	S%
Sebastien Charpentier, Hampton Roads	18	1183	1.93	14	4	1	38	611	.941
Dave Gagnon, Roanoke	7	442	2.04	3	4	1	15	228	.938
David Brumby, Wheeling	15	963	2.24	8	7	2	36	372	.912
Cory Cadden, South Carolina	5	304	2.57	2	3	1	13	142	.916
Nick Vitucci, Toledo	7	440	2.59	4	3	0	19	233	.925

1997 KELLY CUP PLAYOFFS RESULTS

FIRST ROUND

South Carolina defeated Charlotte 3 games to 0
 Hampton Roads defeated Roanoke 3 games to 1
 Richmond defeated Dayton 3 games to 1
 Columbus defeated Toledo 3 games to 2
 Peoria defeated Wheeling 3 games to 0
 Pensacola defeated Tallahassee 3 games to 0
 Birmingham defeated Mississippi 3 games to 0
 Louisiana defeated Mobile 3 games to 0

SEMIFINALS

South Carolina defeated Pensacola 3 games to 2
 Louisiana defeated Peoria 3 games to 2

SECOND ROUND

South Carolina defeated Hampton Roads 3 games to 2
 Peoria defeated Columbus 3 games to 0
 Pensacola defeated Richmond 3 games to 1
 Louisiana defeated Birmingham 3 games to 1

KELLY CUP FINALS

Game 1 - Louisiana 1 at South Carolina 6
 Game 2 - Louisiana 2 at South Carolina 4
 Game 3 - South Carolina 4 at Louisiana 5
 Game 4 - South Carolina 7 at Louisiana 4
 Game 5 - South Carolina 6 at Louisiana 4

South Carolina Wins Kelly Cup 4 Games to 1

LEADING SCORERS

	GP	G	A	PTS
Chris Hynnes, South Carolina	18	11	16	27
Brad Dexter, South Carolina	18	3	23	26
Mike Ross, South Carolina	18	11	14	25
Glen Metropolit, Pensacola	12	9	16	25
Jason Cipolla, South Carolina	18	11	13	24
Dave Seitz, South Carolina	17	9	15	24

LEADING GOALIES

	GP	MIN	GAA	W	L	SO	GA	SA	S%
David Goverde, Toledo	5	347	2.59	2	3	0	15	173	.920
Dave Gagnon, Roanoke	3	220	2.73	1	2	0	10	129	.928
Jeff Salajko, Columbus	8	516	2.79	3	5	0	24	285	.922
Doug Bonner, Peoria	10	541	3.10	6	3	0	28	218	.886
Darryl Paquette, Hampton Roads	9	504	3.21	5	3	0	27	234	.897

1996 RILEY CUP PLAYOFFS RESULTS

FIRST ROUND

Richmond defeated Hampton Roads 3 games to 0
 Charlotte defeated Roanoke 3 games to 0
 Toledo defeated Dayton 3 games to 0
 Wheeling defeated Columbus 3 games to 0
 Jacksonville defeated Louisiana 3 games to 2
 Knoxville defeated Nashville 3 games to 2
 Tallahassee defeated Raleigh 3 games to 1
 South Carolina defeated Louisville 3 games to 0

SECOND ROUND

Jacksonville defeated Richmond 3 games to 1
 Toledo defeated Knoxville 3 games to 0
 Charlotte defeated South Carolina 3 games to 2
 Tallahassee defeated Wheeling 3 games to 1

RILEY CUP FINALS

Game 1 - Jacksonville 3 at Charlotte 6
 Game 2 - Jacksonville 3 at Charlotte 5
 Game 3 - Charlotte 8 at Jacksonville 2
 Game 4 - Charlotte 6 at Jacksonville 1

SEMIFINALS

Jacksonville defeated Toledo 3 games to 2
 Charlotte defeated Tallahassee 3 games to 1

Charlotte Wins Riley Cup 4 Games to 0

LEADING SCORERS

	GP	G	A	PTS
Phil Berger, Charlotte	16	10	17	27
Mark DeSantis, Jacksonville	18	6	15	21
Justin McHugh, Jacksonville	18	10	9	19
Rick Judson, Toledo	11	9	9	18
Hugo Proulx, Jacksonville	18	9	9	18
Kurt Mallett, Jacksonville	18	9	9	18

LEADING GOALIES

	GP	MIN	GAA	W	L	SO	GA	SA	S%
Mark Richards, Tallahassee	9	537	2.12	6	3	2	19	265	.933
Nick Vitucci, Charlotte	11	584	2.46	7	2	1	24	274	.919
Tomas Vokoun, Wheeling	7	436	2.61	4	3	0	19	176	.903
David Goverde, Toledo	11	666	2.88	8	3	0	32	391	.924
Ken Shepard, Charlotte	8	374	2.89	6	1	0	18	201	.918

1995 RILEY CUP PLAYOFFS RESULTS

FIRST ROUND

Birmingham defeated Wheeling 3 games to 0
 Dayton defeated Huntington 3 games to 1
 South Carolina defeated Johnstown 3 games to 2
 Richmond defeated Columbus 3 games to 0
 Roanoke defeated Knoxville 3 games to 1
 Nashville defeated Toledo 3 games to 1
 Greensboro defeated Charlotte 3 games to 0
 Tallahassee defeated Hampton Roads 3 games to 1

SECOND ROUND

Richmond defeated Roanoke 3 games to 1
 Tallahassee defeated Birmingham 3 games to 1
 Greensboro defeated Dayton 3 games to 2
 Nashville defeated South Carolina 3 games to 1

RILEY CUP FINALS

Game 1 - Greensboro 4 at Richmond 6
 Game 2 - Greensboro 1 at Richmond 3
 Game 3 - Richmond 0 at Greensboro 3
 Game 4 - Richmond 6 at Greensboro 0
 Game 5 - Greensboro 2 at Richmond 3

SEMIFINALS

Greensboro defeated Nashville 3 games to 2
 Richmond defeated Tallahassee 3 games to 2

Richmond Wins Riley Cup 4 Games to 1

LEADING SCORERS

	GP	G	A	PTS
Blaine Moore, Richmond	17	17	17	34
Andrew Shier, Richmond	17	8	19	27
Phil Berger, Greensboro	17	6	17	23
Craig Charron, Dayton	9	9	13	22
Aigar Cipruss, Nashville	13	5	16	21

LEADING GOALIES

	GP	MIN	GAA	W	L	SO	GA	SA	S%
David Littman, Richmond	17	952	2.33	12	4	3	37	353	.905
Daniel Berthiaume, Roanoke	8	464	2.97	4	4	1	23	218	.905
Corwin Saurdiff, Hampton Roads	4	240	2.99	1	3	0	12	115	.906
Nick Vitucci, Toledo	4	239	3.01	1	3	0	12	115	.906
Craig Brown, Nashville	13	731	3.04	1	3	0	12	134	.918

1994 RILEY CUP PLAYOFFS RESULTS**FIRST ROUND**

Toledo defeated Dayton 2 games to 1
 Columbus defeated Johnstown 2 games to 1
 Louisville defeated Knoxville 2 games to 1
 Birmingham defeated Huntsville 2 games to 1
 Wheeling defeated Nashville 2 games to 0
 Hampton Roads defeated South Carolina 2 games to 1
 Raleigh defeated Roanoke 2 games to 0
 Greensboro defeated Charlotte 2 games to 1

SEMIFINALS

Toledo defeated Wheeling 3 games to 0
 Raleigh defeated Birmingham 3 games to 1

SECOND ROUND

Toledo defeated Columbus 3 games to 0
 Birmingham defeated Louisville 3 games to 0
 Raleigh defeated Greensboro 3 games to 2
 Wheeling defeated Hampton Roads 3 games to 1

RILEY CUP FINALS

Game 1 - Raleigh 3 at Toledo 4 (2 OT)
 Game 2 - Raleigh 3 at Toledo 4 (OT)
 Game 3 - Toledo 2 at Raleigh 3 (OT)
 Game 4 - Toledo 7 at Raleigh 2
 Game 5 - Toledo 7 at Raleigh 6

Toledo Wins Riley Cup 4 Games to 1

LEADING SCORERS

	GP	G	A	PTS
Mark Deazeley, Toledo	14	16	10	26
Greg Puhalski, Toledo	14	6	19	25
Alex Hicks, Toledo	14	10	10	20
Rick Judson, Toledo	14	5	13	18
Rick Barkovich, Raleigh	16	8	9	17
Steve Mirabile, Raleigh	16	8	9	17
Iain Duncan, Toledo	14	6	11	17
Rick Corriveau, Toledo	14	3	14	17

LEADING GOALIES

	GP	MIN	GAA	W	L	SO	GA	SA	S%
Dave Gagnon, Toledo	14	909	2.70	12	2	0	41	461	.918
Tom Newman, Greensboro	8	463	2.72	4	4	0	21	212	.910
Matt DelGuidice, Raleigh	12	706	3.14	6	6	0	37	326	.898
Sandy Galuppo, Birmingham	8	477	3.14	5	3	0	25	272	.916
Jeff Stolp, Dayton	3	207	3.18	1	1	0	11	100	.901

1993 RILEY CUP PLAYOFFS RESULTS**WILD CARD GAMES**

Johnstown defeated Richmond 5-4 (OT)
 Erie defeated Greensboro 6-2

DIVISION SEMIFINALS

Wheeling defeated Johnstown 3 games to 1
 Raleigh defeated Hampton Roads 3 games to 1
 Toledo defeated Erie 3 games to 1
 Nashville defeated Dayton 3 games to 0

DIVISION FINALS

Wheeling defeated Raleigh 4 games to 2
 Toledo defeated Nashville 4 games to 2

RILEY CUP FINALS

Game 1 - Toledo 3 at Wheeling 5
 Game 2 - Toledo 3 at Wheeling 7
 Game 3 - Wheeling 3 at Toledo 4
 Game 4 - Wheeling 5 at Toledo 7
 Game 5 - Toledo 4 at Wheeling 2
 Game 6 - Wheeling 6 at Toledo 7 (2 OT)

Toledo Wins Riley Cup 4 Games to 2

LEADING SCORERS

	GP	G	A	PTS
Darren Schwartz, Wheeling	16	13	18	31
Devin Edgerton, Wheeling	16	12	17	29
Iain Duncan, Toledo	16	9	19	28
Greg Puhalski, Toledo	16	12	12	24
Rick Judson, Toledo	16	7	16	23

LEADING GOALIES

	GP	MIN	AVG	W	L	SO	GA	SA	S%
Nick Vitucci, Hampton Roads	3	206	2.33	1	2	0	8	108	.931
Stan Reddick, Raleigh	9	558	2.90	4	5	0	27	270	.909
Rod Houk, Wheeling	7	419	3.01	5	2	2	21	182	.897
John Bradley, Johnstown	5	307	3.32	2	3	0	17	157	.902
Francis Ouellette, Wheeling	9	560	3.54	4	5	0	33	251	.884

1992 RILEY CUP PLAYOFFS RESULTS

EAST DIVISION FIRST ROUND

Greensboro defeated Roanoke Valley 4 games to 3
 Hampton Roads defeated Raleigh 3 games to 1
 Richmond defeated Winston-Salem 3 games to 2

WEST DIVISION FIRST ROUND

Louisville defeated Toledo 4 games to 1
 Cincinnati defeated Dayton 3 games to 0
 Johnstown defeated Erie 3 games to 1

EAST DIVISION SEMIFINALS

Hampton Roads defeated Richmond 2 games to 0

WEST DIVISION SEMIFINALS

Cincinnati defeated Johnstown 2 games to 0

EAST DIVISION FINALS

Hampton Roads defeated Greensboro 3 games to 1

WEST DIVISION FINALS

Louisville defeated Cincinnati 3 games to 1

RILEY CUP FINALS

Game 1 - Louisville 3 at Hampton Roads 4 (OT)
 Game 2 - Louisville 2 at Hampton Roads 5
 Game 3 - Hampton Roads 4 at Louisville 0
 Game 4 - Hampton Roads 8 at Louisville 3

Hampton Roads Wins Riley Cup 4 Games to 0

LEADING SCORERS

	GP	G	A	PTS
Rod Taylor, Hampton Roads	14	16	10	26
Harry Mews, Hampton Roads	13	10	15	25
Sheldon Gorski, Louisville	13	14	8	22
Phil Berger, Greensboro	11	8	13	21
Steve Cadieux, Cincinnati	9	12	7	19

LEADING GOALIES

	GP	MIN	AVG	W	L	SO	GA	SA	S%
Mark Bernard, Hampton Roads	14	871	2.62	12	2	1	38	393	.912
Nick Vitucci, Greensboro	11	672	2.68	5	6	0	30	348	.921
Corey Schwab, Cincinnati	9	540	3.22	6	3	0	29	256	.898
Tom Dennis, Winston-Salem	4	222	3.78	2	2	0	14	116	.892
Mike James, Roanoke	7	427	3.93	3	4	0	28	298	.914

1991 RILEY CUP PLAYOFFS RESULTS

DIVISION SEMIFINALS

Hampton Roads defeated Richmond 3 games to 1
 Johnstown defeated Erie 3 games to 2
 Louisville defeated Knoxville 3 games to 0
 Greensboro defeated Cincinnati 3 games to 1

DIVISION FINALS

Hampton Roads defeated Johnstown 4 games to 1
 Greensboro defeated Louisville 4 games to 0

RILEY CUP FINALS

Game 1 - Greensboro 4 at Hampton Roads 2
 Game 2 - Greensboro 2 at Hampton Roads 4
 Game 3 - Hampton Roads 7 at Greensboro 4
 Game 4 - Hampton Roads 2 at Greensboro 1 (3 OT)
 Game 5 - Greensboro 3 at Hampton Roads 6

Hampton Roads Wins Riley Cup 4 Games to 1

LEADING SCORERS

	GP	G	A	PTS
Dave Flanagan, Hampton Roads	14	16	8	24
Harry Mews, Hampton Roads	14	5	18	23
Phil Berger, Greensboro	13	11	11	22
Murray Hood, Hampton Roads	14	6	16	22
Len Soccio, Greensboro	13	10	6	16

LEADING GOALIES

	GP	MIN	AVG	W	L	SO	GA	SA	S%
Dave Gagnon, Hampton Roads	11	696	2.33	10	1	0	27	363	.931
Wayne Cowley, Cincinnati	4	249	3.13	1	3	1	13	146	.918
Nick Vitucci, Greensboro	13	813	3.17	8	5	0	43	487	.919
Dean Anderson, Knoxville	3	187	3.20	0	3	0	10	75	.882
Mark Reimer, Erie	4	240	3.25	2	2	0	13	143	.917

1990 RILEY CUP PLAYOFFS RESULTS**QUARTERFINALS**

Winston-Salem defeated Nashville 4 games to 1
 Erie defeated Hampton Roads 3 games to 2
 Greensboro defeated Virginia 3 games to 1

SEMIFINALS

Greensboro defeated Erie 2 games to 0
 Winston-Salem bye into Riley Cup Finals

RILEY CUP FINALS

Game 1 - Greensboro 5 at Winston-Salem 3
 Game 2 - Greensboro 3 at Winston-Salem 6
 Game 3 - Winston-Salem 1 at Greensboro 5
 Game 4 - Winston-Salem 3 at Greensboro 4 (2 OT)
 Game 5 - Greensboro 4 at Winston-Salem 1

Greensboro Wins Riley Cup 4 Games to 1**LEADING SCORERS**

	GP	G	A	PTS
Len Soccio, Winston-Salem	10	5	12	17
Joe Ferras, Winston-Salem	10	3	13	16
Phil Berger, Greensboro	10	11	3	14
Troy Vollhoffer, Winston-Salem	9	8	6	14
Scott White, Greensboro	11	4	10	14

LEADING GOALIES

	GP	MIN	AVG	W	L	SO	GA	SA	S%
Wade Flaherty, Greensboro	9	567	2.22	8	1	0	21	360	.944
Nick Vitucci, Greensboro	3	153	2.74	1	1	0	7	85	.924
Ken Rein, Winston-Salem	9	570	2.94	5	4	0	28	329	.922
Steve McKichan, Winston-Salem	3	209	3.15	1	2	0	11	120	.916
John Reid, Winston-Salem	3	209	4.02	1	2	0	12	129	.915

1989 RILEY CUP PLAYOFFS RESULTS**SEMIFINALS**

Carolina defeated Erie 4 games to 0
 Johnstown defeated Knoxville 4 games to 0

RILEY CUP FINALS

Game 1 - Carolina 1 at Johnstown 8
 Game 2 - Carolina 1 at Johnstown 6
 Game 3 - Johnstown 4 at Carolina 7
 Game 4 - Johnstown at Carolina (Postponed)
 Game 4A - Carolina 5 at Johnstown 3
 Game 5 - Johnstown 1 at Carolina 7
 Game 6 - Johnstown 7 at Carolina 4
 Game 7 - Carolina 7 at Johnstown 4

Carolina Wins Riley Cup 4 Games to 3**LEADING SCORERS**

	GP	G	A	PTS
Tom Sasso, Johnstown	11	5	19	24
Rob Hrytsak, Johnstown	11	8	10	18
Scott Brown, Johnstown	11	8	8	16
Mike Marcinkiewicz, Johnstown	10	8	7	15
Quintin Brickley, Johnstown	11	7	8	15
J.F. Nault, Johnstown	11	4	11	15

LEADING GOALIES

	GP	MIN	AVG	W	L	GA	SA	S%
Scott Gordon, Johnstown	11	647	3.34	7	4	36	337	.903
Nick Vitucci, Carolina	10	592	3.55	8	2	35	275	.887
Tony Mongillo, Erie	3	178	3.70	0	3	11	74	.871
Al Loring, Knoxville	4	234	6.41	0	3	25	107	.811
Gary Willett, Carolina	2	70	6.90	0	1	8	40	.833

SECTION 12

ALL-STAR



Photo courtesy Ed Bailey

The Wichita Thunder hosted the 2020 Warrior/ECHL All-Star Classic at INTRUST Bank Arena on Jan. 22, 2020. The Eastern Conference defeated the Western Conference 4-3 in the event's championship game. Logan Roe of the Florida Everblades was named the game's Most Valuable Player.

ALL-STAR GAME FORMAT

2020 - Eastern Conference/Western Conference/Team Bolts/Team Hammers	2007 - American Conference vs. National Conference
2019 - Eastern Conference/Western Conference/Team Hooks/Team Fins	2006 - American Conference vs. National Conference
2018 - North Division vs. South Division / Central Division vs. Mountain Division	2005 - American Conference vs. National Conference
2017 - ECHL All-Stars vs. Adirondack Thunder	2004 - Eastern Conference vs. Western Conference
2016 - Game was not held	2003 - Northern Conference vs. Southern Conference
2015 - ECHL All-Stars vs. Orlando Solar Bears	2002 - Northern Conference vs. Southern Conference
2014 - Game was not held	2001 - Northern Conference vs. Southern Conference
2013 - ECHL All-Stars vs. Colorado Eagles	2000 - Northern Conference vs. Southern Conference
2012 - Game was not held	1999 - Northern Conference vs. Southern Conference
2011 - ECHL All-Stars vs. Bakersfield Condors	1998 - Canada vs. USA/World
2010 - American Conference vs. National Conference	1997 - ECHL All-Stars vs. Charlotte Checkers
2009 - American Conference vs. National Conference	1996 - North Division vs. South Division
2008 - American Conference vs. National Conference	1995 - East Division vs. West Division
	1994 - East Division vs. West Division
	1993 - East Division vs. West Division

ALL-STAR GAME RESULTS

YEAR	CITY	SCORE	COACHES	ATTENDANCE
2020	Wichita, Kan.	Eastern 4, Western 3 <i>Championship Game</i>	Steve Bergin (SC), Steve Martinson (ALN) Bruce Ramsay (WIC)	5,572
2019	Toledo, Ohio	Eastern 2, Team Fins 1 (SO) <i>Championship Game</i>	Brad Ralph (FLA), Matt Thomas (CIN), Dan Watson (TOL)	7,736
2018	Indianapolis, Ind.	South 3, North 1 Mountain 5, Central 2 Mountain 6, South 5 (SO) ECHL 8, Adirondack 7	Ryan Warsofsky (SC), Aaron Schneekloth (COL), Bernie John (IND)	4,795
2017	Glens Falls, N.Y.	ECHL 8, Adirondack 7	Dan Watson (TOL), Brad Ralph (FLA) Cail MacLean (ADK)	3,767
2015	Orlando, Fla.	ECHL 8, Orlando 4	Greg Poss (FLA), Steve Martinson (ALN) Vince Williams (ORL)	9,288
2013	Loveland, Colo.	ECHL 7, Colorado 3	Rob Murray (AK), Larry Courville (REA) Chris Stewart (COL)	5,289
2011	Bakersfield, Calif.	ECHL 9, Bakersfield 3	Ryan Mouggenel (LV), Dean Stork (GRN) Marty Raymond (BAK)	7,397
2010	Ontario, Calif.	American 10, National 9(SO)	Cail MacLean (SC), Derek Wilkinson (CHR) Derek Laxdal (IDH), Marty Raymond (BAK)	7,615
2009	Reading, Pa.	American 11, National 5	Mark Morrison (VIC), Matt Thomas (STK); Greg Puhalski (WHL), Ian Herbers (JHN)	5,693
2008	Stockton, Calif.	National 10, American 7	Glen Gulutzan (LV), Mark Morrison (VIC); Malcolm Cameron (TEX), Chuck Weber (CIN)	7,455
2007	Boise, Idaho	American 6, National 3	Glen Gulutzan (LV), Chris Cichocki (STK); Gerry Fleming (FLA), Malcolm Cameron (TEX)	4,371
2006	Fresno, Calif.	National 7, American 6	Davis Payne (AK), Glen Gulutzan (LV); Karl Taylor (REA), Jeff Pyle (GWT)	7,667
2005	Reading, Pa.	National 6, American 2	Mike Haviland (TRE), Matt Thomas (ATC); Jeff Pyle (GWT), Dave Farrish (PEN)	6,746
2004	Peoria, Ill.	Eastern 7, Western 6	Jason Christie (PEO), Toby O'Brien (JHN); Jeff Pyle (GWT), Davis Payne (AK)	7,242
2003	Estero, Fla.	Northern 8, Southern 2	Mike Haviland (ATC), Claude Noel (TOL); Chris Cichocki (ARK), Gerry Fleming (FLA)	6,442
2002	Trenton, N.J.	Southern 7, Northern 6	Peter Horachek (TRE), Perry Florio (RNK); Dave Farrish (LA), Davis Payne (PD)	7,165
2001	North Little Rock, Ark.	Southern 9, Northern 5	Troy Ward (TRE), Jason Christie (PEO); Rick Adduono (SC), Chris Cichocki (ARK)	7,029
2000	Greenville, S.C.	Northern 8, Southern 6	Don Granato (PEO), Mark Kaufman (RMD); John Marks (GRV), Frank Anzalone (PD)	9,444
1999	Biloxi, Miss.	Southern 7, Northern 4	Bruce Boudreau (MIS), Doug Shedden (LA); John Brophy (HRD), Frank Anzalone (PD)	7,566
1998	Lafayette, La.	Canada 11, USA/World 7	Rick Vaive (SC), Greg Puhalski (TOL); Doug Shedden (LA), Jack Capuano (PD)	11,493
1997	Charlotte, N.C.	Charlotte 7, ECHL 6	John Marks (CHR), Shawn Wheeler (CHR); Roger Neilson, Rick Vaive (SC)	7,087
1996	Tallahassee, Fla.	North 10, South 7	Roy Sommer (RMD), Jim Playfair (DAY); Jeff Brubaker (JAX), Terry Christensen (TAL)	5,576
1995	Greensboro, N.C.	West 6, East 5	Jeff Brubaker (GBM), Roy Sommer (RMD) Doug Sauter (WHL), Mark Kumpel (NSH)	5,662
1994	Norfolk, Va.	West 7, East 6	John Brophy (HRD), Doug Sauter (WHL) Ron Hansis (ERIE), Chris McSorley (TOL)	6,361
1993	Wheeling, W.Va.	East 7, West 3	John Brophy (HRD), Doug Sauter (WHL) Warren Young (LOU), Ron Hansis (ERIE)	4,854

ALL-STAR GAME MOST VALUABLE PLAYER

2020 - Logan Roe, Eastern, South Carolina	2003 - Scott Stirling, Northern, Atlantic City
2019 - David Pacan, Eastern, Brampton	2002 - Allan Sirois, Southern, Pee Dee
2018 - Taylor Cammarata, South, South Carolina	2001 - Jonas Soling, Southern, Augusta
2017 - Matt Garbowsky, ECHL, Colorado	2000 - Jeff Mitchell, Northern, Dayton
2015 - Myles Bell, ECHL, Evansville	1999 - Jason Elders, Southern, Mobile
2013 - Ryan Zapolski, ECHL, South Carolina	1998 - Andy MacIntyre, Canada, Jacksonville
2011 - Mark Arcobello, ECHL, Stockton	1997 - Andrei Bashkirov, ECHL, Huntington David Brosseau, Charlotte
2010 - Evan Barlow, National, Idaho	1996 - Don Parsons, Northern, Johnstown
2009 - Matthew Ford, American, Charlotte	1995 - Jay Neal, West, Toledo
2008 - Ash Goldie, National, Victoria	1994 - Joe Cook, West, Columbus Cory Cadden, West, Knoxville
2007 - Adam Berkhoel, American, Dayton	1993 - Darren Schwartz, East, Wheeling
2006 - Luke Curtin, National, Fresno	
2005 - Frank Doyle, National, Idaho	
2004 - Randy Rowe, Eastern, Peoria	

TEAM ALL-STAR GAME RECORDS (complete game format only)

MOST GOALS IN A GAME OR PERIOD

MOST GOALS, BOTH TEAMS, ONE GAME

- 19 - American All-Stars (10) vs. National All-Stars (9) (SO), Jan. 20, 2010 at Ontario, Calif.
- 18 - Canada All-Stars (11) vs. USA/World All-Stars (7), Jan. 20, 1998 at Lafayette, La.
- 17 - American All-Stars (7) vs. National All-Stars (10), Jan. 23, 2008 at Stockton, Calif.
 - North All-Stars (10) vs. South All-Stars (7), Jan. 23, 1996 at Tallahassee, Fla.
- 16 - American All-Stars (11) vs. National All-Stars (5), Jan. 21, 2009 at Reading, Pa.

MOST GOALS, ONE TEAM, ONE GAME

- 11 - Canada All-Stars, Jan. 20, 1998 at Lafayette, La.
 - American All-Stars, Jan. 21, 2009 at Reading, Pa.
- 10 - American All-Stars, Jan. 20, 2010 at Ontario, Calif.
 - National All-Stars, Jan. 23, 2008 at Stockton, Calif.
 - North All-Stars, Jan. 23, 1996 at Tallahassee, Fla.
- 9 - three times, most recent by:
 - ECHL All-Stars, Jan. 26, 2011 at Bakersfield, Calif.

LARGEST WINNING MARGIN

- 6 - three times, most recent by:
 - ECHL All-Stars (9) vs. Bakersfield Condors (3), Jan. 26, 2011 at Bakersfield, Calif.
- 4 - five times, most recent by:
 - ECHL All-Stars (8) vs. Orlando Solar Bears (4), Jan. 21, 2015 at Orlando, Fla.

FEWEST GOALS, BOTH TEAMS, ONE GAME

- 8 - National All-Stars (6) vs. American All-Stars (2), Jan. 26, 2005 at Reading, Pa.
- 9 - American All-Stars (6) vs. National All-Stars (3), Jan. 17, 2007 at Boise, Idaho
- 10 - ECHL All-Stars (7) vs. Colorado Eagles (3), Jan. 23, 2013 at Loveland, Colo.
 - Northern All-Stars (8) vs. Southern All-Stars (2), Jan. 21, 2003 at Estero, Fla.
 - East All-Stars (7) vs. West All-Stars (3), Feb. 2, 1993 at Wheeling, W.Va.

FEWEST GOALS, ONE TEAM, ONE GAME

- 2 - American All-Stars, Jan. 26, 2005 at Reading, Pa.
 - Southern All-Stars, Jan. 21, 2003 at Estero, Fla.
- 3 - four times, most recent by:
 - Colorado Eagles, Jan. 23, 2013 at Loveland, Colo.
- 4 - Northern All-Stars, Jan. 13, 1999 at Biloxi, Miss.
 - Orlando Solar Bears, Jan. 21, 2015 at Orlando, Fla.

MOST GOALS, BOTH TEAMS, ONE PERIOD

- 9 - West All-Stars (5) vs. East All-Stars (4), Jan. 24, 1995 at Greensboro, N.C.
- 8 - American All-Stars (4) vs. National All-Stars (4), Jan. 25, 2006 at Fresno, Calif.
- 7 - six times, most recent:
Adirondack Thunder (4) vs. ECHL All-Stars (3), Jan. 18, 2017 at Glens Falls, N.Y.

MOST GOALS, ONE TEAM, ONE PERIOD

- 5 - seven times, most recent by:
ECHL All-Stars (2nd period), Jan. 21, 2015 at Orlando, Fla.
- 4 - 15 times, most recent by:
ECHL All-Stars (1st period), Jan. 18, 2017 at Glens Falls, N.Y.
Adirondack Thunder (3rd period), Jan. 18, 2017 at Glens Falls, N.Y.
- 3 - 24 times, most recent by:
ECHL All-Stars (3rd period), Jan. 21, 2015 at Orlando, Fla.

SHOTS ON GOAL

MOST SHOTS, BOTH TEAMS, ONE GAME

- 110 - East All-Stars (70) vs. West All-Stars (40), Jan. 25, 1994 at Norfolk, Va.
- 98 - ECHL All-Stars (51) vs. Orlando Solar Bears (47), Jan. 21, 2015 at Orlando, Fla.
 - American All-Stars (54) vs. National All-Stars (44), Jan. 21, 2009 at Reading, Pa.
- 93 - Canada All-Stars (58) vs. USA/World All-Stars (35), Jan. 20, 1998 at Lafayette, La.
- 91 - East All-Stars (47) vs. West All-Stars (44), Feb. 2, 1993 at Wheeling, W.Va.

MOST SHOTS, ONE TEAM, ONE GAME

- 70 - East All-Stars, Jan. 25, 1994 at Norfolk, Va.
- 58 - Canada All-Stars, Jan. 20, 1998 at Lafayette, La.
- 54 - Eastern All-Stars, Jan. 21, 2004 at Peoria, Ill.
 - American All-Stars, Jan. 21, 2009 at Reading, Pa.

FEWEST SHOTS, BOTH TEAMS, ONE GAME

- 52 - Adirondack Thunder (28) vs. ECHL All-Stars (24), Jan. 18, 2017 at Glens Falls, N.Y.
- 65 - East All-Stars (38) vs. West All-Stars (27), Jan. 24, 1994 at Norfolk, Va.
- 69 - South All-Stars (38) vs. North All-Stars (31), Jan. 23, 1995 at Tallahassee, Fla.
 - American All-Stars (43) vs. National All-Stars (26), Jan. 25, 2006 at Fresno, Calif.
- 70 - ECHL All-Stars (41) vs. Bakersfield Condors (29), Jan. 26, 2011 at Bakersfield, Calif.

FEWEST SHOTS, ONE TEAM, ONE GAME

- 24 - ECHL All-Stars, Jan. 18, 2017 at Glens Falls, N.Y.
- 26 - National All-Stars, Jan. 25, 2006 at Fresno, Calif.
- 27 - West All-Stars, Jan. 24, 1995 at Tallahassee, Fla.
 - ECHL All-Stars, Jan. 23, 2013 at Loveland, Colo.
- 28 - Adirondack Thunder, Jan. 18, 2017 at Glens Falls, N.Y.
 - Charlotte Checkers, Jan. 21, 1997 at Charlotte, N.C.

MOST SHOTS, BOTH TEAMS, ONE PERIOD

- 41 - East All-Stars (27) vs. West All-Stars (14), Jan. 25, 1994 at Norfolk, Va. (twice)
- 39 - American All-Stars (21) vs. National All-Stars (18), Jan. 26, 2005 at Reading, Pa.
 - Canada All-Stars (23) vs. USA/World All-Stars (16), Jan. 20, 1998 at Lafayette, La.
- 38 - National All-Stars (20) vs. American All-Stars (18), Jan. 21, 2009 at Reading, Pa.

MOST SHOTS, ONE TEAM, ONE PERIOD

- 27 - East All-Stars, Jan. 25, 1994 at Norfolk, Va. (twice)
- 26 - Eastern All-Stars, Jan. 21, 2004 at Peoria, Ill.
- 23 - Canada All-Stars, Jan. 20, 1998 at Lafayette, La.

FEWEST SHOTS, BOTH TEAMS, ONE PERIOD

- 15 - West All-Stars (10) vs. East All-Stars (5), Jan. 24, 1995 at Greensboro, N.C.
- 20 - three times, most recent by:
 - ECHL All-Stars (14) vs. Bakersfield Condors (6), Jan. 26, 2011 at Bakersfield, Calif.
- 21 - South All-Stars (13) vs. North All-Stars (8), Jan. 23, 1996 at Tallahassee, Fla.

FEWEST SHOTS, ONE TEAM, ONE PERIOD

- 5 - East All-Stars, Jan. 24, 1995 at Greensboro, N.C.
- West All-Stars, Jan. 24, 1995 at Greensboro, N.C.
- 6 - three times, most recent by:
 - Bakersfield Condors, Jan. 26, 2011 at Bakersfield, Calif.
- 8 - nine times, most recent by:
 - ECHL All-Stars, Jan. 23, 2013 at Loveland, Colo.

FASTEST GOALS

FASTEST TWO GOALS, BOTH TEAMS

- 10 seconds - Jan. 26, 2005 at Reading, Pa., Brett Engelhardt, American All-Stars (3:45 of 2nd) and Brent Robinson, National All-Stars (3:55 of 2nd)
- 12 seconds - Jan. 21, 1997 at Charlotte, N.C., Eric Boulton, Charlotte (8:02 of 2nd) and Mike Pomichter, ECHL All-Stars (8:14 of 2nd)
- 15 seconds - Jan. 20, 2010 at Ontario, Calif., Brandon Buck, American All-Stars (5:58 of 3rd) and Evan Barlow, National All-Stars (6:13 of 3rd)
- 18 seconds - Jan. 21, 2009 at Reading, Pa., Matthew Ford, American All-Stars (1:32 of 3rd) and Kevin Baker, American All-Stars (1:50 of 3rd)
- 19 seconds - Jan. 21, 2004 at Peoria, Ill., Sam Paolini, Eastern All-Stars (16:00 of 2nd) and Corey Neilson, Western All-Stars (16:19 of 2nd)

FASTEST THREE GOALS, BOTH TEAMS

- 44 seconds - Jan. 24, 1995 at Greensboro, N.C., Steve Flomenhoft, West All-Stars (16:25 of 1st), Dennis Purdie, West All-Stars (16:46 of 1st), and Shawn Wheeler, East All-Stars (17:09 of 1st)
- 1 minute, 15 seconds - Jan. 20, 1998 at Lafayette, La., Mike Latendresse, Canada All-Stars (5:58 of 3rd), Andy MacIntyre, Canada All-Stars (6:15 of 3rd), and Cal Ingraham, USA/World All-Stars (7:13 of 3rd)
- 1 minute, 22 seconds - Jan. 21, 1997 at Charlotte, N.C., David Brosseau, Charlotte (6:52 of 2nd), Eric Boulton, Charlotte (8:02 of 2nd), and Mike Pomichter, ECHL All-Stars (8:14 of 2nd)

FASTEST TWO GOALS, ONE TEAM

- 16 seconds - National All-Stars, Ash Goldie (16:55 of 2nd) and Peter Ferraro (17:11 of 2nd) Jan. 23, 2008 at Stockton, Calif.
- 17 seconds - Canada All-Stars, Mike Lavenders (5:58 of 3rd) and Andy MacIntyre (6:15 of 3rd) Jan. 20, 1998 at Lafayette, La.
- 18 seconds - Southern All-Stars, Jason Elders (6:18 of 2nd) and Jan Koberzda (6:36 of 2nd), Jan. 13, 1999 at Biloxi, Miss.
 - American All-Stars, Matthew Ford (1:32 of 3rd) and Kevin Baker (1:50 of 3rd), Jan. 21, 2009 at Reading, Pa.

FASTEST THREE GOALS, ONE TEAM

1 minute, 19 seconds - American All-Stars, Matthew Ford (1:32 of 3rd), Kevin Baker (1:50 of 3rd), and Ryan Cruthers (2:51 of 3rd), Jan. 21, 2009 at Reading, Pa.

1 minute, 50 seconds - West All-Stars, Mark Woolf (14:56 of 1st), Steve Flomenhoft (16:25 of 1st), and Dennis Purdie (16:46 of 1st), Jan. 24, 1995 at Greensboro, N.C.

3 minutes, 27 seconds - National All-Stars, Peter Ferraro (13:44 of 2nd), Ash Goldie (16:55 of 2nd), and Peter Ferraro (17:11 of 2nd), Jan. 23, 2008 at Stockton, Calif.

3 minutes, 30 seconds - South All-Stars, Chris Bergeron (2:26 of 1st), Bob Berg (4:50 of 1st), and Hugo P. Belanger (5:56 of 1st), Jan. 23, 1996 at Tallahassee, Fla.

PENALTY MINUTES

MOST PENALTY MINUTES, BOTH TEAMS, ONE GAME

12 - North All-Stars (6) vs. South All-Stars (6), Jan. 23, 1996 at Tallahassee, Fla.

MOST PENALTY MINUTES, ONE TEAM, ONE GAME

6 - two times, most recent by:
Southern All-Stars, Jan. 13, 1999 at Biloxi, Miss.

FEWEST PENALTY MINUTES, BOTH TEAMS, ONE GAME

0 - eight times, most recent by:
ECHL All-Stars vs. Adirondack Thunder, Jan. 18, 2017 at Glens Falls, N.Y.

FEWEST PENALTY MINUTES, ONE TEAM, ONE GAME

0 - 21 times, most recent by:
ECHL All-Stars, Jan. 18, 2017 at Glens Falls, N.Y.
Adirondack Thunder, Jan. 18, 2017 at Glens Falls, N.Y.

ALL-STAR GAME INDIVIDUAL RECORDS

GAMES

MOST GAMES PLAYED

7 - Chris Valicevic (1994, 1996-2001)
5 - Luke Curtin (1999, 2000, 2005, 2006, 2007)
4 - Scott Burfoot (1993, 1994, 1995, 1998)
- Tom Nemeth (1993, 1994, 1998, 2001)
3 - by 13 players

GOALS

MOST GOALS, CAREER

6 - Darren Schwartz (1993, 1994, 1995)
4 - Brian McCullough (2001, 2003, 2004)
- Dany Bousquet (1998, 2000, 2001)
- Andy MacIntyre (1998)
- Jonas Soling (1999, 2001)
- Kevin Baker (2007, 2009)

MOST GOALS, ONE GAME

- 4 - Andy MacIntyre, Canada All-Stars, Jan. 20, 1998 at Lafayette, La.
- 3 - seven players, most recent by:
 - Mark Arcobello, ECHL All-Stars, Jan. 26, 2011 at Bakersfield, Calif.
- 2 - 38 players, most recent by:
 - Matt Garbowsky, David Vallorani and Alex Wideman, ECHL All-Stars, Jan. 18, 2017 at Glens Falls, N.Y.

ASSISTS

MOST ASSISTS, CAREER

- 7 - Scott Burfoot (1993, 1994, 1995, 1998)
- 6 - Glenn Stewart (1995, 1996)
- 5 - Greg Rallo (2007, 2008)
 - Sheldon Gorski (1993, 1998)
 - Dave Seitz (1998, 1999)

MOST ASSISTS, ONE GAME

- 4 - five players, most recent by:
 - Greg Rallo, National All-Stars, Jan. 23, 2008 at Stockton, Calif.
- 3 - 14 players, most recent by:
 - John Scrymgeour, ECHL All-Stars, Jan. 26, 2011 at Bakersfield, Calif.

POINTS

MOST POINTS, CAREER

- 9 - Darren Schwartz (1993, 1994, 1995)
- 8 - Brian McCullough (2001, 2003, 2004)
- 7 - Scott Burfoot (1993, 1994, 1995, 1998)
 - Glenn Stewart (1995, 1996)
- 6 - Kevin Baker (2007, 2009)
 - Greg Rallo (2007, 2008)
 - Ash Goldie (2008)

MOST POINTS, ONE GAME

- 6 - Ash Goldie, National All-Stars, Jan. 23, 2008 at Stockton, Calif.
- 5 - Greg Rallo, National All-Stars, Jan. 23, 2008 at Stockton, Calif.
 - Peter Ferraro, National All-Stars, Jan. 23, 2008 at Stockton, Calif.
 - Andy MacIntyre, Canada All-Stars, Jan. 20, 1998 at Lafayette, La.
- 4 - 17 players, most recent by:
 - Matt Garbowsky, ECHL All-Stars, Jan. 18, 2017 at Glens Falls, N.Y.

FASTEST GOALS

FASTEST GOAL, START OF GAME

- 43 seconds - Randy Rowe, Eastern All-Stars, Jan. 21, 2004 at Peoria, Ill.
- 1 minute, 37 seconds - Denny Felsner, USA/World All-Stars, Jan. 20, 1998 at Lafayette, La.
- 1 minute, 53 seconds - Chris Valicevic, East All-Stars, Jan. 25, 1994 at Norfolk, Va.

FASTEST GOAL, START OF PERIOD

- 22 seconds - Ash Goldie, National All-Stars, Jan. 23, 2008 at Stockton, Calif.
- 23 seconds - Luke Curtin, National All-Stars, Jan. 25, 2006 at Fresno, Calif.
- 42 seconds - Steve Lingren, North All-Stars, Jan. 23, 1996 at Tallahassee, Fla.

FASTEST TWO GOALS, ONE PLAYER

20 seconds - Luke Curtin, National All-Stars, Jan. 25, 2006 at Fresno, Calif.

2 minutes, 51 seconds - Don Parsons, North All-Stars, Jan. 23, 1996 at Tallahassee, Fla.

3 minutes, 27 seconds - Peter Ferraro, National All-Stars, Jan. 23, 2008 at Stockton, Calif.

FASTEST TWO GOALS, ONE PLAYER, START OF GAME

5 minutes, 52 seconds - Darren Schwartz, East All-Stars, Jan. 24, 1995 at Greensboro, N.C.

FASTEST THREE GOALS, ONE PLAYER

8 minutes, 28 seconds - Darren Schwartz, East All-Stars, Jan. 24, 1995 at Greensboro, N.C.

PENALTY MINUTES

MOST PENALTY MINUTES, ONE GAME

4 - Todd Wetzell, North All-Stars, Jan. 23, 1996 at Tallahassee, Fla.

GOALTENDERS

MOST GAMES PLAYED

3 - Scott Stirling (2001, 2003, 2004)

2 - Mitch Gillam (2019, 2020)

Pat Nagle (2018, 2019)

David Shantz (2007, 2010)

Bujar Amidovski (1999, 2000)

Nick Vitucci (1993, 1997)

Frederic Cloutier (2002, 2004)

Chris Madden (2002, 2005)

MOST SAVES BY A GOALTENDER, ONE GAME

38 - Brad Mullahy, West All-Stars, Jan. 25, 1994 at Norfolk, Va.

32 - Josh Tordjman, Bakersfield Condors, Jan. 26, 2011 at Bakersfield, Calif.

29 - Sinuhe Wallinheimo, USA/World All-Stars, Jan. 20, 1998 at Lafayette, La.

26 - Cory Cadden, West All-Stars, Jan. 25, 1994 at Norfolk, Va.

FEWEST SAVES BY A GOALTENDER, ONE GAME

4 - Julien Ellis, National All-Stars, Jan. 23, 2008 at Stockton, Calif.

- Jeff Glass, American All-Stars, Jan. 25, 2006 at Fresno, Calif.

- Ryan MacDonald, National All-Stars, Jan. 17, 2007 at Boise, Idaho

6 - Michael Ouzas, ECHL All-Stars, Jan. 26, 2011 at Bakersfield, Calif.

7 - five players, most recent by:

Patrick Killeen, ECHL All-Stars, Jan. 26, 2011 at Bakersfield, Calif.

8 - five players, most recent by:

Adam Brown, Colorado Eagles, Jan. 23, 2013 at Loveland, Colo.

ALL-STAR GAME STARTERS

ECHL All-Stars	2017	Adirondack Thunder
Jamie Phillips, Tulsa	G	Drew Fielding
Justin Agosta, Manchester	D	Patch Alber
Travis Walsh, Idaho *	D	Ryan Culkin
Chad Costello, Allen	F	Peter MacArthur
Peter Sivak, Alaska	F	James Henry
Shawn Szydowski, Fort Wayne	F	Greg Wolfe

* Replaced Jacob MacDonald of Toledo, who was called up to Albany (AHL)

ECHL All-Stars	2015	Orlando Solar Bears
Joe Cannata, Ontario	G	Garret Sparks
Collin Bowman, Colorado	D	Bryce Aneloski
James Martin, Fort Wayne	D	Eric Baier
Olivier Archambault, Alaska*	F	Jacob Cepis
Tyler Barnes, Toledo	F	Scott Tanski
Riley Brace, Wheeling	F	Mike Ullrich

* Replaced Jack Combs of Allen, who signed with a team in Europe

ECHL All-Stars	2013	Colorado Eagles
Philipp Grubauer, Reading	G	Adam Brown
Mike Marcou, Greenville*	D	Jason Beatty
William Wrenn, Alaska ^	D	Collin Bowman
Dustin Gazley, Elmira\$	F	Trent Daavettila
Casey Pierro-Zabotel, Gwinnett	F	Joey Sides
C.J. Stretch, Ontario	F	Kevin Ulanski

* Replaced Denny Urban of Reading, who was called up to Worcester (AHL)

^ Replaced Nathan Deck of Stockton, who was called up to Oklahoma City (AHL)

\$ Replaced Justin Dowling of Idaho, who was called up to Texas (AHL)

ECHL All-Stars	2011	Bakersfield Condors
Michael Ouzas, Las Vegas	G	Josh Tordjman
Blake Parlett, Greenville*	D	Erik Burgdoerfer
Ryan Turek, Victoria ^	D	Joey Ryan
Mark Derlago, Idaho	F	Stephane Goulet
Evgeny Timkin, Florida\$	F	Andrew Ianiero
Marc-Olivier Vallerand, Greenville#	F	Adam Naglich

* Replaced Julien Brouillette of Greenville, who was called up to Lake Erie (AHL)

^ Replaced P.J. Atherton of Victoria, who signed with a team in Europe

\$ Replaced Mitch Fadden of Florida, who was injured

Replaced Brendan Connolly of Greenville, who was injured

American Conference	2010	National Conference
Todd Ford, South Carolina	G	David Shantz, Victoria
J.C. Sawyer, Toledo	D	Sasha Pokulok, Bakersfield*
Zach Tarkir, South Carolina	D	David Walker, Ontario
Justin Donati, Elmira	F	Greg Hogeboom, Ontario
Ben Gordon, Reading	F	Ryan Kinasewich, Utah
Jacob Micflikier, Florida	F	John Lammers, Alaska

* Replaced Robbie Bina of Las Vegas, who signed with a team in Europe

American Conference	2009	National Conference
Kris Mayotte, Johnstown	G	Jean-Philippe Lamoureux, Alaska
Ryan Gunderson, Trenton	D	Dylan Yeo, Victoria
Elgin Reid, Wheeling	D	Matt Shasby, Alaska
Travis Morin, South Carolina	F	Colin Hemingway, Alaska
Barret Ehgoetz, Cincinnati	F	Matt Pope, Bakersfield
Kevin Baker, Florida	F	Cory Urquhart, Stockton

American Conference	2008	National Conference
Craig Kowalski, Gwinnett	G	Julien Ellis, Victoria
Ryan Gunderson, Trenton	D	Darrell Hay, Idaho
Jamie Milam, Gwinnett	D	Kevin Truelson, Bakersfield^
Yannick Tifu, Dayton	F	Ash Goldie, Victoria
Matt Beaudoin, Dayton*	F	Peter Ferraro, Las Vegas
John McNabb, Texas	F	Greg Rallo, Idaho

* Replaced Aaron Slattengren of Augusta, who was called up to Providence (AHL)

^ Replaced Ryan Miller of Alaska, who was injured

National Conference	2007	American Conference
Mike McKenna, Las Vegas	G	Adam Berkhoel, Dayton
Beau Geisler, Stockton	D	Jon Awe, Gwinnett
Darrell Hay, Idaho	D	Mike Jarmuth, Columbia
Nathan Martz, Stockton	F	Brad Schell, Gwinnett
Tyler Mosienko, Las Vegas^	F	Ryan Lang, Augusta*
Luke Curtin, Fresno	F	Kevin Baker, Texas

^ Replaced Scott May of Phoenix, who was called up to Iowa (AHL)

* Replaced Sean Collins of Wheeling, who was called up to Worcester (AHL)

American Conference	2006	National Conference
Jonathan Boutin, Johnstown	G	Marc Magliarditi, Las Vegas^
Troy Milam, Gwinnett	D	Ryan Gaucher, Alaska
Rory Rawlyk, Charlotte	D	Steve Lingren, Victoria
Sean Collins, Wheeling*	F	D'Arcy McConvey, Idaho
Ernie Hartlieb, Florida	F	Garett Bembridge, Idaho
Scott Bertoli, Trenton	F	Luke Curtin, Fresno

^ Replaced Mike McKenna of Las Vegas, who was called up to Norfolk (AHL)

* Replaced Kurtis McLean of Wheeling, who was called up to Wilkes-Barre/Scranton (AHL)

American Conference	2005	National Conference
Mike Minard, Columbia	G	Chris Madden, Long Beach^
Corey Neilson, Pensacola	D	Guy Dupuis, Bakersfield*
Matt Pagnutti, Florida	D	Dan Eberly, Toledo#
Tyler Beechey, Pensacola\$	F	Luke Curtin, Atlantic City
Matt Hendricks, Florida	F	Derek Edwardson, Atlantic City+
Carl Mallette, Greenville	F	Dan Tessier, Fresno

* Replaced Jason McBain of Las Vegas, who was injured

Replaced Brad Dexter of Victoria, who was injured

\$ Replaced Mike Harder of Charlotte, who was injured

+ Replaced Brent Kelly of Johnstown, who was called up to Grand Rapids (AHL)

^ Replaced Dany Sabourin of Wheeling, who was called up to Wilkes-Barre/Scranton (AHL)

420 - All-Star Game - Starting Lineups (1998-2004)

Northern Conference	2004	Southern Conference
Scott Stirling, Atlantic City*	G	Frederic Cloutier, Louisiana
Jon Zion, Reading	D	Ben Storey, Louisiana
Tom Reimann, Greensboro#	D	Corey Neilson, Pensacola
Jason Jaffray, Wheeling	F	Brent Gauvreau, Mississippi
Randy Rowe, Peoria\$	F	Steffon Walby, Mississippi
Brian McCullough, Florida	F	Charles Lingle, Alaska

* Replaced Arturs Irbe of Johnstown, who was injured

Replaced Dan Carlson of Roanoke, who was called up to Lowell (AHL)

\$ Replaced Ryan Brindley of Cincinnati, who was injured

Northern Conference	2003	Southern Conference
Scott Stirling, Atlantic City	G	Rob Zepp, Florida
Simon Tremblay, Reading	D	Aaron Schneekloth, South Carolina*
Ryan Gaucher, Cincinnati	D	Jim Baxter, Mississippi
Jason Jaffray, Roanoke	F	Rejean Stringer, Columbia
Tyler Rennette, Peoria	F	Buddy Smith, Arkansas
Kevin Colley, Atlantic City	F	Steffon Walby, Mississippi

* Replaced Kevin Mitchell of Louisiana, who was called up to Houston (AHL)

Northern Conference	2002	Southern Conference
Curtis Sanford, Peoria	G	Frederic Cloutier, Louisiana
Matt Libby, Trenton	D	Briane Thompson, Florida
Justin Harney, Charlotte	D	Brad Williamson, South Carolina
Kevin Colley, Atlantic City*	F	Greg Pankewicz, Pensacola
Dylan Gyori, Wheeling	F	Allan Sirois, Pee Dee
Rick Kowalsky, Roanoke	F	Louis Dumont, Pensacola

* Replaced Ben Keup of Dayton, who was injured

Northern Conference	2001	Southern Conference
Scott Stirling, Trenton	G	Kirk Daubenspeck, South Carolina
Calvin Elfring, Roanoke	D	Trevor Demmans, Pee Dee
Tom Nemeth, Dayton	D	Chris Valicevic, Louisiana
Scott Bertoli, Trenton	F	Brent Cullaton, Tallahassee
Kevin Hilton, Charlotte	F	Matt Demarski, Florida
Cail MacLean, Trenton	F	Dany Bousquet, Pee Dee

Northern Conference	2000	Southern Conference
Jan Lasak, Hampton Roads	G	Jeff Maund, Florida
Derrick Walser, Johnstown	D	Kelly Perrault, Birmingham
Calvin Elfring, Roanoke	D	Chris Valicevic, Louisiana
Joel Irving, Johnstown	F	Luke Curtin, Baton Rouge
Ryan Kraft, Richmond	F	John Spoltore, Louisiana
Andrew Williamson, Toledo	F	Wes Mason, Augusta

Northern Conference	1999	Southern Conference
Maxime Gingras, Richmond	G	Bujar Amidovski, Louisiana
Jakub Ficenc, Johnstown	D	Chris Valicevic, Louisiana
Arturs Kupacs, Chesapeake	D	Chris Hynes, South Carolina
Joe Blaznek, Richmond	F	John Varga, Louisiana
Jamie Ling, Dayton	F	Jamey Hicks, Birmingham
Marc Tropper, Chesapeake*	F	Jonas Soling, Augusta

* Replaced Denny Felsner of Chesapeake, who was injured

Canada	1998	USA/World
Sean Gauthier, Pensacola	G	Sinuhe Wallinheimo, Mississippi
Chris Hynes, South Carolina	D	Chris Valicevic, Louisiana
Tom Nemeth, Dayton	D	Kelly Hultgren, Pensacola
Sheldon Gorski, Louisville	F	Cal Ingraham, Tallahassee
Jim Bermingham, Huntington	F	Jeff Lazaro, New Orleans
Jean-Guy Trudel, Peoria	F	Andrew Shier, Richmond
ECHL All-Stars	1997	
Sylvain Daigle, Mississippi	G	
Lance Brady, Birmingham	D	
Chris Valicevic, Louisiana	D	
Glen Metropolit, Pensacola	F	
Andrei Bashkirov, Huntington	F	
Mike Pomichter, Jacksonville	F	
Northern Conference	1996	Southern Conference
Alain Morissette, Louisville	G	Bryan Schoen, Louisiana
Aaron Boh, Columbus (Ohio)	D	Dave Craievich, Mobile
Steve Lingren, Dayton	D	Chris Valicevic, Louisiana
Todd Wetzal, Toledo	F	Hugo P. Belanger, Nashville
Glenn Stewart, Erie	F	Chris Bergeron, Birmingham
Rick Judson, Toledo	F	Jim Brown, Knoxville
Eastern Conference	1995	Western Conference
Dave Gagnon, Roanoke	G	Chris Gordon, Huntington
Scott Boston, South Carolina	D	Brandon Smith, Dayton
Michael Smith, Roanoke	D	Rob Leask, Johnstown
Scott Gruhl, Richmond	F	Steve Gibson, Wheeling
Darryl Noren, Charlotte	F	Scott Burfoot, Erie
Brad Smyth, Birmingham	F	Jim Bermingham, Huntington
Eastern Conference	1994	Western Conference
Matt DelGuidice, Raleigh	G	Cory Cadden, Knoxville
Chris Valicevic, Greensboro	D	Derek Donald, Dayton
Alan Leggett, Raleigh	D	Dave Craievich, Birmingham
Phil Berger, Greensboro	F	Joe Flanagan, Birmingham
Darren Schwartz, Wheeling	F	Tom Nemeth, Dayton
Victor Gervais, Hampton Roads	F	Rick Judson, Toledo
Eastern Conference	1993	Western Conference
Francis Ouellette, Wheeling	G	Sandy Galuppo, Dayton
Kris Miller, Raleigh	D	Derek Booth, Toledo
Trevor Smith, Roanoke Valley	D	Tom Nemeth, Dayton
Darren Schwartz, Wheeling	F	Iain Duncan, Toledo
Devin Edgerton, Wheeling	F	Trevor Jobe, Nashville
Steve Mirabile, Hampton Roads	F	Kevin Kerr, Birmingham

ALL-STAR GAME BOX SCORES

2020 - Wichita, Kansas

Team Bolts 3, Western Conference 2

1. Bolts, Desharnais 1 (Safin, Starrett), 1:08. 2. West, Kestner 1 (unassisted), 2:48. 3. West, Richart 1 (Marvin, Brown), 3:29. 4. Bolts, Starrett, 1 (unassisted), 5. Bolts, Crinella, 1 (Exell), 6:13.

Shots on goal - Team Bolts 10, Western Conference 9.

Goalies - Team Bolts, Weninger (9 shots-7 saves). Western Conference, Luukkonen (10 shots-7 saves).

Eastern Conference 6, Team Hammers 1

1. East, Samuels-Thomas 1 (Roe), 1:06. 2. East, Warren 1 (Flanagan, Ammirato), 2:43. 3. East, Roe 1 (Duszak). 4. East, Duszak (Samuels-Thomas), 3:55. 5. Samuels-Thomas 2 (Duszak, Roe), 4:42. 6. East, Marchin 1 (Elmer), 5:35. 7. Hammers, Fournier 1 (Schmitz), 6:34.

Shots on goal - Eastern Conference 14, Team Hammers 11.

Goalies - Eastern Conference, Milner (11 shots-10 saves). Team Hammers, Gillam (14 shots-8 saves).

Team Bolts 3, Eastern Conference 1

1. Bolts, Pankowski 1 (Parkkonen, Weselowski), 0:37. 2. Bolts, Dorowicz 1 (Parkkonen, Allen), 4:06. 3. Bolts, Desharnais 2 (Starrett), 6:44. 4. East, Elmer 1 (Warren, Roe), 6:58.

Shots on goal - Team Bolts 7, Eastern Conference 6.

Goalies - Team Bolts, Weninger (6 shots-5 saves). Eastern Conference, Milner (7 shots-4 saves).

Team Hammers 5, Western Conference 2

1. Hammers, Salvaggio 1 (Crane, Schmitz), 0:35. 2. Hammers, Fournier 2 (Ricci), 1:03. 3. Hammers, Fournier 3 (Ricci, Cameranesi), 1:36. 4. West, Richart 2 (unassisted), 3:51. 5. Hammers, Cameranesi 1 (Ricci, Graves), 5:12. 6. West, Osburn (unassisted), 6:06. 7. Hammers, Fournier 4 (Vesey), 6:54.

Shots on goal - Team Hammers 13, Western Conference 9.

Goalies - Team Hammers, Gillam (9 shots-7 saves). Western Conference, Luukkonen (13 shots-8 saves).

Western Conference 2, Eastern Conference 1

1. West, Kestner 2 (unassisted), 1:23. 2. West, Marvin 1 (Richart), 1:51. 3. East, Marchin 2 (Flanagan, Ammirato), 5:05.

Shots on goal - Western Conference 11, Eastern Conference 8.

Goalies - Western Conference, Luukkonen (8 shots-7 saves). Eastern Conference, Milner (11 shots-9 saves).

Team Bolts 2, Team Hammers 2

1. Hammers, Crane 1 (Salvaggio), 0:21. 2. Bolts, Dorowicz 2 (Parkkonen, Borsoi), 1:31. 3. Bolts, Starrett 2 (Exell, Desharnais), 5:17. 4. Hammers, Schmitz 1 (Vesey, Graves), 6:05.

Shots on goal - Team Bolts 14, Team Hammers, 8

Goalies - Team Bolts, Wells (8 shots-6 saves). Team Hammers, Gillam (14 shots-12 saves).

Western Conference 4, Team Hammers 1

1. West, Kestner 3 (Sheehy, Norrish), 2:29. 2. West, Saulnier 1 (Osburn), 4:35. 3. Hammers, Vesey 1 (Ricci), 4:50. 4. West, Saulnier 2 (Richart, Piccinich), 5:07. 5. West, Richart 3 (Saulnier), 5:30.

Shots on goal - Western Conference 8, Team Hammers 9

Goalies - Western Conference, Luukkonen (9 shots-8 saves), Team Hammers, Gillam (8 shots-4 saves)

Eastern Conference 4, Team Bolts 4

1. East, Roe 2 (unassisted), 0:09. 2. Bolts, Dorowicz 3 (Weselowski), 1:14. 3. East, Brodzinski 1 (Ammirato), 1:32. 4. Bolts, Desharnais 3 (Pankowski), 4:32. 5. East, Warren 2 (Roe), 5:26. 6. East, Marchin 3 (Ammirato, Roe), 5:46. 7. Bolts, Parkkonen 1 (Starrett), 5:57. 8. Bolts, Starrett 3 (Parkkonen, Exell), 6:32.

Shots on goal - Eastern Conference 8, Team Bolts 6

Goalies - Eastern Conference, Milner (6 shots-2 saves). Team Bolts, Weninger (8 shots-4 saves).

Eastern Conference 4, Western Conference 3

Note: Eastern Conference began game with 2-0 lead based on rally scoring format

1. East, Ammirato 1 (Brodzinski), 2:10. 2. West, Piccinich 1 (Richart), 3:19. 3. East, Flanagan 1 (Duszak), 4:20. 4. West, Norrish 1 (Kestner, Marvin), 5:04. 5. West, Norrish 2 (Saulnier, Piccinich), 6:37.

Shots on goal - Eastern Conference 6, Western Conference 8

Goalies - Eastern Conference, Milner (8 shots-5 saves). Western Conference, Luukkonen (4 shots-2 saves).

Referees - Andrew Bruggeman and Sean MacFarlane. **Linesmen** - Chuck Schamel and Christopher Williams. **A** - 5,572

2019 – Toledo, Ohio

Team Hooks 2, Eastern Conference 1

1, Team Hooks, Berschbach 1 (Yates), 3:25. 2, Team Hooks, Register 1 (unassisted), 3:58. 3, Eastern Conference, Cox 1 (Kolomatis, Cherniwchan), 6:39.

Shots on goal - Team Hooks 4. Eastern Conference 6.

Goalies - Team Hooks, Fulcher (6 shots-5 saves). Eastern Conference, Gillam (4 shots-2 saves).

Western Conference 3, Team Fins 1

1, Team Fins, Jenks 1 (Sadowy), 0:37. 2, Western Conference, Hodgman 1 (unassisted) 1:20. 3, Western Conference, Hodgman 2 (Atwal), 4:56. 4, Western Conference, Brooks 1 (VanWormer), 6:24.

Shots on goal - Team Fins 6. Western Conference 7.

Goalies - Team Fins, Nagle (7 shots-4 saves). Western Conference, Sholl (6 shots-5 saves).

Western Conference 3, Team Hooks 1

1, Western Conference, Breton 1 (Pleskach, Iacobellis), 2:24. 2, Western Conference, Glotov 1 (Hodgman, Atwal), 3:38. 3, Western Conference, VanWormer 2 (Atwal, Gardiner), 4:19. 4, Team Hooks, Leavens 1 (Wolfe), 6:16.

Shots on goal - Team Hooks 7. Western Conference 12.

Goalies - Team Hooks, Fulcher (12 shots-9 saves). Western Conference, Sholl (7 shots-6 saves).

Team Fins 3, Eastern Conference 2

1, Team Fins, Moore 1 (O'Connor), 0:38. 2, Team Fins, O'Connor 1 (Moore), 1:06. 3, Team Fins, Jenks 3 (Schmidt), 1:48. 4, Eastern Conference, Cox 2 (Cherniwchan, Smereck), 2:45. 5, Eastern Conference, Pacan 1 (Mingo, Szmatala), 5:22.

Shots on goal - Team Fins 12. Eastern Conference 6.

Goalies - Team Fins, Nagle (6 shots-4 saves). Eastern Conference, Gillam (12 shots-9 saves).

Eastern Conference 3, Western Conference 1

1, Eastern Conference, Smereck 2 (Cherniwchan), 2:59. 2, Eastern Conference, Szmatala 1 (Pacan), 3:46. 3, Eastern Conference, Mingo 2 (Szmatala, Pacan), 4:44. 4, Western Conference, Iacobellis 2 (Pleskach), 6:24.

Shots on goal - Eastern Conference 8. Western Conference 11.

Goalies - Eastern Conference, Gillam (11 shots-10 saves). Western Conference, Sholl (8 shots-5 saves).

Team Fins 5, Team Hooks 1

1, Team Fins, Moore 3 (Hensick, Thibault), 0:49. 2, Team Fins, Jenks 3 (Urban), 1:06. 3, Team Hooks, Register 2 (Wolfe), 1:19. 4, Team Fins, O'Connor 2 (Topping), 2:53. 5, Team Fins, Hensick 1 (Nagle), 5:19. 6, Team Fins, Sadowy 1 (Jenks, Thibault), 5:57.

Shots on goal - Team Hooks 6. Team Fins 9.

Goalies - Team Hooks, Fulcher (9 shots-4 saves). Team Fins, Nagle (6 shots-5 saves).

Team Hooks 3, Team Fins 1

1, Team Fins, Moore 3 (Hensick), 0:47. 2, Team Hooks, Yates 1 (Register), 1:52. 3, Team Hooks, Yates 2 (Register, Smith), 2:11. 4, Team Hooks, Wolfe 1 (Leavens), 4:58.

Shots on goal - Team Hooks 12. Team Fins 6.

Goalies - Team Hooks, Fulcher (6 shots-5 saves). Team Fins, Nagle (12 shots-9 saves).

Eastern Conference 4, Western Conference 3

1, Eastern Conference, Smereck 2 (May), 2:01. 2, Western Conference, VanWormer 2 (Brooks), 2:19. 3, Western Conference, Iacobellis 2 (Pleskach, Breton), 3:27. 4, Eastern Conference, Mingo 2 (Pacan), 4:01. 5, Eastern Conference, Smereck 3 6:09. 6, Western Conference, VanWormer 3 (Brooks, Gardiner), 6:35. 7, Eastern Conference, Szmatala 2 (Smereck), 6:59.

Shots on goal - Eastern Conference 6. Western Conference 8.

Goalies - Eastern Conference, Gillam (8 shots-5 saves). Western Conference, Sholl (6 shots-2 saves).

Eastern Conference 2, Team Hooks 1 (SO)

1, Team Fins, Schmidt 1 (O'Connor, Topping), 3:07. 2, Eastern Conference, Cherniwchan 1 (Cox), 3:40.

Shootout - Team Fins, Jenks, No. Eastern Conference, Mingo, Yes.

Shots on goal - Team Fins 10. Eastern Conference 10.

Goalies - Team Fins, Nagle (9 shots-8 saves). Eastern Conference, Gillam (10 shots-9 saves).

Referees - Sean Fernandez and Chris Pontes. **Linesmen** - Paul Carnathan and Dustin McCrank. A - 7,736

2018 – Indianapolis, Indiana

South Division All-Stars 3, North Division All-Stars 1

	1	2	Total
North	0	1	1
South	1	2	3

First Half - 1., South, Cammarata 1 (Houk), 4:37.

Second Half - 2., North, Huntebrinker 1 (Kurker, Hudson), 1:03. 3. South, Valleau 1 (Besse, Dienes). 4. South, Cammarata 2 (unassisted).

Shots on goal - North 4 – 9 -- 13. South 9 – 8 -- 17.

Goalies - North, Marcoux (16 shots-14 saves). South, Ouellette (13 shots-12 saves).

Mountain Division All-Stars 5, Central Division All-Stars 2

	1	2	Total
Mountain	3	2	5
Central	0	2	2

First Half - 1., Mountain, Watson 1 (unassisted), 2:25. 2. Mountain, Salituro 1 (unassisted), 5:20. 3. Mountain, Mychan 1 (Salituro, Watson).

Second Half - 4., Central, Neal 1 (Tyanulin, Raskob). 5., Mountain, Bleackley 1 (unassisted). 6., Mountain, Parizek 1 (Bleackley). 7., Central, Danforth 1 (Raskob, Neal).

Shots on goal - Mountain 7 – 12 -- 19. Central 8 – 10 -- 18.

Goalies - Mountain, Starrett (18 shots-16 saves). Central, Nagle (19 shots-14 saves).

Mountain Division All-Stars 6, South Division All-Stars 5 (SO)

	1	2	SO	Total
Mountain	2	3	1	6
South	2	3	0	5

First Half - 1., Mountain, Makowski 1 (Parizek). 2., Mountain Salituro 2 (Mychan, Watson). 3., South, Cammarata 3 (Besse). 4., South, Cammarata 4 (Besse, Houk).

Second Half - 5., South, Cammarata 5 (Besse). 6., Mountain, Makowski 2 (Watson). 7., Mountain, Bleackley 2 (Parizek, Makowski). 8., Mountain, Salituro 3 (Mychan). 9., South, Dienes 1 (Cammarata). 10., South, Besse 1 (Cammarata, Houk).

Shootout - Mountain, Watson, Yes. South, Cammarata, No.

Shots on goal - Mountain 7 – 7 – 1 -- 15. South 10 – 6 – 0 -- 16.

Goalies - Mountain, Starrett (16 shots-11 saves). South, Ouellette (14 shots-9 saves).

Referees - Tyler Puddifant and Stephen Thomson. **Linesmen** - Jake Davis and Jordan Knox. **A** - 4,795

North Roster

James Henry, Woody Hudson, Michael Huntebrinker, Sam Kurker, Etienne Marcoux, Matt Petgrave and Cody Wydo

South Roster

Grant Besse, Taylor Cammarata, Christopher Dienes, Joe Houk, Phil Lane, Martin Ouellette and Nolan Valleau

Central Roster

Kyle Bushee, Justin Danforth, Michael Neal, Pat Nagle, Willie Raskob, Matt Robertson and Artur Tyanulin

Mountain Roster

Conner Bleackley, David Makowski, Jesse Mychan, Justin Parizek, Dante Salituro, Shane Starrett and Cliff Watson

2017 – Glens Falls, New York

ECHL All-Stars 8, Adirondack Thunder 7

	1	Skills	2	Total
ECHL All-Stars	4	1	3	8
Orlando	1	2	4	7

First Half - 1., ECHL, Wideman 1 (Garbowsky), 7:39. 2., ECHL, Garbowsky 1 (Tansey), 13:22. 3. ECHL, Vallorani 1 (Buzzeo). 4. Adirondack, Bligh 1 (Wall, Baddock). 5., ECHL, Wideman 2 (Bradford, Garbowsky).

Skills - 6., Adirondack (Puck Relay). 7., Adirondack (Hardest Shot). 8., ECHL (Fastest Skater).

Second Half - 9., ECHL, Vallorani 2 (Crandall), 1:39. 10., Adirondack, Ward 1 (Riley), 2:56. 11., Adirondack, Henry 1 (Pollock), 6:36. 12., ECHL, Garbowsky 2 (Agosta, Wideman), 11:12. 13., Adirondack, Pollock (Lough, Bradshaw), 11:59. 14., ECHL Szydlowski 1 (Costello), 22:05. 15., Adirondack, Fraser 1 (unassisted), 24:48.

Shots on goal - ECHL 12 – 12 -- 24. Adirondack 13 – 14 -- 27.

Goalies - ECHL, Cannata (16 shots-15 saves), Malcolm 1-0-0 (17 shots-16 saves) and Roy (13 shots-11 saves). Orlando, Sparks (21 shots-19 saves) and Bonar 0-1-0 (30 shots-24 saves).

Referees - Kenny Anderson and Jeremy Tufts. Linesmen – Charlie O'Connor and Zach Roberts. A - 3,767.

Most Valuable Player - Matt Garbowsky, ECHL Coloardo

ECHL Roster

Justin Agosta, Erik Bradford, Justin Buzzeo, Chad Costello, Justin Crandall, Matt Garbowsky, Spiro Goulakos, Aaron Harstad, Eric Knodel, Steven McParland, C.J. Motte, Jamie Phillips, Sam Povorozniouk, Peter Sivak, Tanner Sorenson, Shawn Szydlowski, Kevin Tansey, David Vallorani, Travis Walsh, Alex Wideman, Michael Young and Nolan Zajac.

Adirondack Roster

Mikkel Aagaard, Patch Alber, J.P. Anderson, Brandon Baddock, Nick Bligh, Cullen Bradshaw, Ryan Culkin, Roman Dyukov, Stepan Falkovsky, Drew Fielding, Dana Fraser, James Henry, Gunnar Hughes, Kevin Lough, Peter MacArthur, Brett Pollock, Conor Riley, Alex Wall, Brian Ward and Greg Wolfe.

2015 – Orlando, Florida

ECHL All-Stars 8, Orlando Solar Bears 4

	1	2	3	Total
ECHL All-Stars	0	5	3	8
Orlando	1	1	2	4

First Period - 1., Orlando, Tanski 1 (Baier), 4:15.

Second Period - 2., ECHL, Gauthier 1 (Valk), 2:27. 3., ECHL, Walker 1 (Sutter), 3:51. 4., Orlando, McMillan 1 (Everson), 4:53. 5., ECHL, Bell 1 (Macaulay), 11:59. 6., ECHL, Krushelnyski 1 (Bowman), 13:26. 7., ECHL, Bell 2 (Sutter, Oslanski), 19:15. Penalties - Bell, ECHL (hooking), 17:04.

Third Period - 8., Orlando, Larson 1 (unassisted), 3:32. 9., ECHL Archambault 1 (Barnes), 5:43. 10., Orlando, McAvoy 1 (unassisted), 6:43. 11., ECHL Archambault 2 (unassisted), 11:12. 12., ECHL Brace 1 (Bell, Valk), 16:34.

Shots on goal - ECHL 12 – 17 – 22 -- 51. Orlando 16 – 18 – 13 -- 47.

Goalies - ECHL, Cannata (16 shots-15 saves), Malcolm 1-0-0 (17 shots-16 saves) and Roy (13 shots-11 saves). Orlando, Sparks (21 shots-19 saves) and Bonar 0-1-0 (30 shots-24 saves).

Referees - Nic Leduc and Andrew Wilk. Linesmen – Craig Alles and James Johnstone. A - 9,288.

Most Valuable Player - Myles Bell, ECHL Evansville

ECHL Roster

Olivier Archambault, Tyler Barnes, Collin Bowman, Myles Bell, Riley Brace, Joe Cannata, Chris Crane, Tyson Fawcett, Danick Gauthier, Garret Haar, Alex Krushelnyski, Scott Macaulay, Jeff Malcolm, James Martin, Landon Oslanski, Cam Reid, Olivier Roy, Steven Shamanski, Lukas Sutter, Curtis Valk and Brenden Walker

Orlando Roster

Bryce Aneloski, Eric Baier, Sean Bonar, David Broll, Jacob Cepis, Stefan Della Rovere, Marshall Everson, Brett Findlay, Gleason Fournier, Blake Kessel, Nick Larson, Denver Manderson, Spencer McAvoy, Carson McMillan, Carl Nielsen, Ben Rosen, Yann Sauve, Garret Sparks, Scott Tanski, Mike Ullrich and Brady Vail.

2013 – Loveland, Colorado
 ECHL All-Stars 7, Colorado Eagles 3

	1	2	3	Total
ECHL All-Stars	1	5	1	7
Colorado	2	0	1	3

First Period - 1., ECHL, Hotham 1 (Pierro-Zabotel, Coetzee), 6:33. 2., Colorado, Hau 1 (unassisted), 11:40. 3., Colorado, Sides, 1 (Haddon, Daavettila), 16:44 (pp). Penalties - Wahl, ECHL (hooking), 3:54. Forney, Colorado (tripping), 6:57. Maggio, ECHL (slashing) 15:20.

Second Period - 4., ECHL, Francis 1 (unassisted), 3:06. 5., ECHL, Coetzee 1 (Moon), 4:47. 6., ECHL, Ellington 1 (Wahl, Severyn), 15:44. 7., ECHL, Hotham 2 (Maylan, Francis), 18:35. 8., ECHL, Severyn 1 (Wahl), 19:51.

Third Period - 9., Colorado, Forney 1 (Daavettila, Beatty), 0:44. 10., ECHL, Gazley 1 (Pierro-Zabotel), 19:41.

Shots on goal - ECHL 8 – 9 – 10 -- 27. Colorado 16 – 17 – 19 -- 52.

Goalies - ECHL, Grubauer (16 shots-14 saves), Zapolski 1-0-0 (17 shots-17 saves) and Lee (19 shots-18 saves). Colorado, Brown (11 shots-8 saves) and Jones 0-1-0 (16 shots-12 saves).

Referees - Tom Chmielewski and JM McNulty. Linesmen – Mike Sheehan and Francis Trempe. A - 5,289.

Most Valuable Player - Ryan Zapolski, ECHL, South Carolina.

ECHL Roster

Willie Coetzee, Taylor Ellington, Chris Francis, Austin Fyten, Dustin Gazley, Philipp Grubauer, Andrew Hotham, Mike Lee, Daniel Maggio, Mike Marcou, Justin Maylan, Nathan Moon, Dean Ouellet, Casey Pierro-Zabotel, C.J. Severyn, C.J. Stretch, Francis Verreault, Mitch Wahl, William Wrenn, Ryan Zapolski.

Colorado Roster

Jason Beatty, Arthur Bidwill, Collin Bowman, Adam Brown, Trent Daavettila, Devin DiDiomete, Norm Ezekiel, Michael Forney, Steve Haddon, A.J. Hau, Dylan Hood, Kyle Jones, Ray Kaunisto, Joey Sides, Isaac Smeltzer, Matt Strueby, Kevin Ulanski.

2011 – Bakersfield, California
 ECHL All-Stars 9, Bakersfield Condors 3

	1	2	3	Total
ECHL All-Stars	3	2	4	9
Bakersfield	0	2	1	3

First Period - 1., ECHL, Arcobello 1 (Bohmbach, O’Hanley), 2:06. 2., ECHL, Langkow 1 (Vallerand, Scrymgeour), 8:54. 3., ECHL, Ginand, 1 (Street, Forney), 18:16.

Second Period - 4., Bakersfield, Broda 1 (Goers, Lefebvre), 1:28. 5., ECHL, Arcobello 2 (Derlago, Lampe), 5:10. 6., ECHL, Arcobello, 3 (Lampe), 12:34. 7., Bakersfield, Morency, 1 (Trukhno, Snetsinger), 17:32. Penalties - Tarasuk, ECHL (tripping), 5:38.

Third Period - 8., ECHL, Ginand 2 (Forney), 1:12. 9., Bakersfield, Lizon 1 (unassisted), 4:16. 10., ECHL, Vallerand 1 (Scrymgeour), 7:59. 11., ECHL, Langkow 2 (Vallerand, Scrymgeour), 16:22. 12., ECHL, Lampe 1 (Godfrey, Derlago), 19:22.

Shots on goal - ECHL 14 – 11 – 16 -- 41. Bakersfield 6 – 15 – 8 -- 29.

Goalies - ECHL, Ouzas (6 shots-6 saves), Beskorowany 1-0-0 (15 shots-13 saves) and Killeen (8 shots-7 saves). Bakersfield, Tordjman 0-1-0 (41 shots-32 saves).

Referee - Joe Sullivan. Linesmen – James Parker and Scott Sivulich. A - 7,397.

Most Valuable Player - Mark Arcobello, ECHL, Stockton.

ECHL Roster

Mark Arcobello, Tyler Beskorowany, Andy Bohmbach, Mark Derlago, Michael Forney, Jake Gannon, Ryan Ginand, Josh Godfrey, Patrick Killeen, Eric Lampe, Chris Langkow, Aaron Lewadniuk, Brian O’Hanley, Michael Ouzas, Blake Parlett, John Scrymgeour, Ben Street, Steve Tarasuk, Evgeny Timkin, Ryan Turek, Marc-Olivier Vallerand.

Bakersfield Roster

JM Beaudoin, Joel Broda, Erik Burgdoerfer, Jay Cascallenda, Jean-Francois David, Michael Gergen, Barry Goers, Stephane Goulet, Andrew Ianiero, Guillaume Lefebvre, Erick Lizon, Pascal Morency, Adam Naglich, Bobby Robins, Joey Ryan, Brad Snetsinger, Brian Stewart, Evan Stofflet, Josh Tordjman, Vyacheslav Trukhno.

2010 – Ontario, California

American 10, National 9

	1	2	3	OT	SO	Total
American	3	2	4	0	1	10
National	2	5	2	0	0	9

First Period - 1, American, Roberts 1 (Miefliekier, Gordon), 4:53. 2, National, Blackwater 1 (Mazzolini, Miller), 8:26. 3, American, Schepke 1 (Cleaver), 11:08 (pp). 4, National, Mazzolini 1 (Perry), 13:59. 5, American, Shields 1 (Gratchev, Pierce), 17:05. Penalties – Bartley, National (hooking), 9:17.

Second Period - 6, National, Lenex 1 (Weller, D'Alvise), 1:37. 7, National, Bartley 1 (Mazzolini), 2:21. 8, National, Walker 1 (Swanson, Barlow), 3:33. 9, National, Barlow 1 (Miller), 11:40. 10, American, Schepke 2 (Tanguay, Kashirsky), 13:13. 11, American, Cleaver 1 (Roberts), 18:14. 12, National, Miller 1 (Bartley), 19:52.

Third Period - 13, American, Paris 1 (Pierce), 3:11. 14, American, Buck 1 (Kashirsky, Prough), 5:58. 15, National, Barlow 2 (Bartley), 6:13. 16, Prough 1 (Ganzak, Thelen), 10:46. 17, National, Miller 2 (Barlow), 13:25. 18, American, Shields 2 (Pierce, Gratchev), 17:24. Penalties – Ganzak, American (Tripping), 7:17.

Shots on goal - American 17 – 14 – 17 – 0 – 1 – - - 49. National 9 – 20 – 8 – 1 – 0 – - - 38.

Goalies - American, Ford (9 shots-7 saves), Holtby (20 shots-15 saves) and Smith 1-0-0 (9 shots-7 saves). National, Shantz (17 shots-14 saves), Pielmeier (14 shots-12 saves) and Bachman 0-0-1 (17 shots-13 saves).

Referee - Geno Binda. **Linesmen** – Todd Owen and Paul Reid. **A** - 7,615.

Most Valuable Player - Evan Barlow, National, Idaho.

American Roster

Brandon Buck, Rick Cleaver, Justin Donati, Todd Ford, Mitch Ganzak, Ben Gordon, Maxime Gratchev, Braden Holtby, Nikita Kashirsky, Jacob Miefliekier, Drew Paris, Matt Pierce, Jeff Prough, Sam Roberts, J.C. Sawyer, Matt Schepke, Connor Shields, Jeremy Smith, Maxime Tanguay, Zach Tarkir, A.J. Thelen.

National Roster

Richard Bachman, Evan Barlow, Vic Bartley, Judd Blackwater, Chris D'Alvise, Taylor Ellington, Greg Hogeboom, Ryan Kinasewich, John Lammers, Peter Lenex, Nick Mazzolini, Adam Miller, Brendan Milnamow, AJ Perry, Timo Pielmeier, Sasha Pokulok, Eric Regan, David Shantz, John Swanson, David Walker, Shawn Weller.

2009 – Reading, Pennsylvania

American 11, National 5

	1	2	3	TOTAL
American	1	5	5	11
National	3	1	1	5

First Period - 1, National, Derlago 1 (Kraus, Shasby), 5:24. 2, American, Ewing 1 (Ford, Reid), 8:18. 3, National, May 1 (Bomersback, Shasby), 10:57. 4, National, Urquhart 1 (Hemingway), 17:53.

Second Period - 5, American, Lukin 1 (Cruthers), 0:48. 6, American, Clarke 1 (Cruthers, Lukin), 4:25. 7, American, Ford 1 (Kroll, Fox), 13:15. 8, National, Bomersback 1 (Fornataro), 16:37. 9, American, Doig 1 (Fox, Brocklehurst), 18:36. 10, American, Ford 2 (Ewing, Cohen), 19:52.

Third Period - 11, American, Ford 3 (Ward, Ewing), 1:32. 12, American, Baker 1 (Ward), 1:50. 13, American, Cruthers 1 (Ehgoetz, Baker), 2:51. 14, American, Baker 2 (Ehgoetz, Morin), 7:42. 15, National, Walker 1 (Gendur, Wilson), 8:21. 16, American, Bakers 3 (Morin), 12:19.

Shots on goal - National 13 - 11 - 20 - - - 44. American 10 - 26 - 18 - - - 54.

Goalies - National, Lamoureux (10 shots-9 saves), Fallon 0-1-0 (26 shots-21 saves) and Murray (18 shots-13 saves). American, Mayotte (13 shots-10 saves), Leggio 1-0-0 (11 shots-10 saves) and Neuvirth (20 shots-19 saves).

Referee - Shane Warschaw. **Linesmen** – Mike McDevitt and Mike Hamilton. **A** – 5,693.

Most Valuable Player – Matthew Ford, American, Charlotte.

American Roster

Josh Aspenlind, Kevin Baker, Aaron Brocklehurst, Aaron Clarke, Matt Cohen, Ryan Cruthers, Ryan Del Monte, Tyler Doig, Barret Ehgoetz, Bryan Ewing, Matthew Ford, Jordan Fox, Ryan Gunderson, Johann Kroll, David Leggio, Jarret Lukin, Kris Mayotte, Travis Morin, Michal Neuvirth, Elgin Reid, Steve Ward.

National Roster

Mark Bomersback, Mark Derlago, Joe Fallon, Matt Fornataro, Dan Gendur, Colin Hemingway, Ryan Huddy, Tim Kraus, Jean-Philippe Lamoureux, Kenny MacAulay, Jeff May, Tom May, John Murray, Matt Pope, Matt Shasby, Matt Stephenson, Justin Taylor, Cory Urquhart, Geoff Walker, Michael Wilson, Dylan Yeo.

2008 - Stockton, California

National 10, American 7

	1	2	3	Total
American	2	1	4	7
National	3	4	3	10

First Period - 1, American, Morin 1 (Menei, Kudelka), 1:58. 2, National, Rallo 1 (Ferraro, Goldie), 3:48. 3, American, D'Aversa 1 (Doig, Melanson), 8:31. 4, National, Goldie 1 (unassisted), 16:48. 5, National, Eizenman 1 (Bourne, Gongalsky), 19:06.

Second Period - 6, National, Skinner 1 (Yandle, Contois), 5:49. 7, National, Ferraro 1 (Rallo, Goldie), 13:44. 8, National, Goldie 2 (Rallo, Ferraro), 16:55. 9, National, Ferraro 2 (Goldie, Rallo), 17:11. 10, American, Melanson 1 (Desharnais, Gunderson), 19:15.

Third Period - 11, National, Goldie 3 (Rallo, Ferraro), 0:22. 12, American, Owens 1 (Hemingway, Gunderson), 7:00. 13, National, Eizenman 2 (Bourne, Gongalsky), 8:30. 14, American, D'Aversa 2 (Kudelka), 9:26. 15, National, Contois 1 (MacMurphy, Skinner), 13:10. 16, American, Beaudoin 1 (Hemingway, Veideman), 14:12. 17, American, Hemingway 1 (Garlock, Tifu), 16:14.

Shots on Goal - American 6-11-15--32, National 16-17-11--44.

Goalies - American, Kowalski (16 shots-13 saves), Khudobin (17 shots-13 saves) and Peters 0-1-0 (11 shots-8 saves). National, Ellis (6 shots-4 saves), Briggs (11 shots-10 saves) and Manzato 1-0-0 (15 shots-11 saves).

Referee - Jason Nissen. **Linesmen** - Ray King and Michel Voyer. **A** - 7,455.

Most Valuable Player - Ash Goldie, National, Victoria.

American Roster

Matt Beaudoin, Jon D'Aversa, David Desharnais, Tyler Doig, Ryan Garlock, Ryan Gunderson, Brett Hemingway, Anton Khudobin, Craig Kowalski, Tomas Kudelka, John McNabb, Mathieu Melanson, Ryan Menei, Jamie Milam, Travis Morin, Jordan Owens, Justin Peters, Jean-Claude Sawyer, Yannick Tifu, Adrian Veideman.

National Roster

Kellen Briggs, Justin Bourne, Andy Contois, Jason Dest, Oren Eizenman, Julien Ellis, Brad Farynuk, Peter Ferraro, Ash Goldie, Igor Gongalsky, Todd Griffith, Darrell Hay, Keith Johnson, Kenny MacAulay, Ryan MacMurphy, Daniel Manzato, Greg Rallo, Peder Skinner, Josh Soares, Kevin Truelson, Brian Yandle.

2007 - Boise, Idaho

American 6, National 3

	1	2	3	Total
American	1	3	2	6
National	1	0	2	3

First Period - 1, American, Schell 1 (Lang, Baker), 4:26. 2, National, Nesbitt 1 (Bodie, Martz), 9:00.

Second Period - 3, American, Baker 1 (Boisclair), 1:30. 4, American, Magowan 1 (Rankin, Albers), 8:53. 5, American, Fretter 1 (Magowan, Rankin), 16:44.

Third Period - 6, National, Curtin 1 (Geisler), 4:12. 7, National, Talbot 1 (Rallo, Sertich), 6:18. 8, American, Laliberte 1 (Hogeboom, Jensen), 16:42. 9, American, Tardif 1 (Boisclair, Albers), 19:01.

Shots on Goal - American 18-20-6--44, National 11-9-17--37.

Goalies - American, Berkhoeel (11 shots-10 saves), Desjardins 1-0-0 (9 shots-9 saves) and Shantz (17 shots-15 saves). National, McKenna (18 shots-17 saves), Dubnyk 0-1-0 (20 shots-17 saves) and MacDonald (5 shots-4 saves).

Referee - Jason Rollins. **Linesmen** - Wally Lacroix and Mike Pearce. **A** - 4,371.

Most Valuable Player - Adam Berkhoeel, American, Dayton.

American Roster

Paul Albers, Jon Awe, Kevin Baker, Adam Berkhoeel, Paul Bissonnette, Maxime Boisclair, Cedrick Desjardins, Colton Fretter, Bruce Graham, Greg Hogeboom, Mike Jarmuth, Joe Jensen, John Laliberte, Ryan Lang, Mike Madill, Ken Magowan, T.J. McElroy, Rob Rankin, Brad Schell, David Shantz, Jamie Tardif.

National Roster

Troy Bodie, Rane Carnegie, Kevin Croxton, Luke Curtin, Devan Dubnyk, Milan Gajic, Beau Geisler, Todd Griffith, Darrell Hay, Jason Krischuk, Ryan MacDonald, Nathan Martz, Mike McKenna, Tyler Mosenko, Derek Nesbitt, Dave Pszenyczny, Greg Rallo, Brandon Schwartz, Andy Sertich, Julian Talbot, Tom Walsh.

2006 - Fresno, California

National 7, American 6

	1	2	3	Total
American	2	0	4	6
National	2	1	4	7

First Period - 1, National, Lalonde 1 (Taylor), 12:36. 2, National, Snider 1 (Bennefield), 14:47. 3, American, Hartlieb 1 (Mosienko, Campbell), 18:17. 4, American, Fulghum, 1 (Legue, Rawlyk), 19:07.

Second Period - 5, National, Leavitt 1 (Taylor, Snider), 12:58.

Third Period - 6, National, Curtin 1 (Bembridge, Gaucher), 00:23. 7, National, Curtin 2 (VanBallegooie, Lalonde), 00:43. 8, National, Larrivee 1 (McConvey, Lalonde), 03:56. 9, American, Bertoli 1 (Sisca), 11:00. 10, American, Fulghum 2 (Rawlyk, Campbell), 11:33. 11, National, Lingren 1 (McConvey, Taylor), 11:50. 12, American, Fulghum 3 (Burke, Bertoli), 18:43. 13, American, Campbell 1 (Milam, Fulghum), 19:42.

Shots on Goal - American 12-12-19--43. National 10-8-8--26.

Goalies - American, Boutin (10 shots-8 saves), Franck (8 shots-7 saves), and Glass 0-1-0 (8 shots-4 saves). National, Magliarditi (12 shots-10 saves), Moreland (12 shots-12 saves), and Jaeger 1-0-0 (19 shots-15 saves).

Referee - Matt Bialota. **Linesmen** - Rob Fay and David Jones. **A** - 7,667.

Most Valuable Player - Luke Curtin, National, Fresno.

American Roster

Scott Bertoli, Gerry Burke, Jeff Campbell, Sean Collins, Guillaume Desbiens, Luke Fulghum, Ernie Hartlieb, T.J. Kemp, Chris Lee, Jeff Legue, Troy Milam, Tyler Mosienko, Brandon Nolan, Brian Passmore, Rory Rawlyk, Daniel Sisca, Tyson Teplitsky.

National Roster

Justin Aikins, Scott Basiuk, Garrett Bembridge, Jesse Bennefield, Matt Craig, Luke Curtin, Mike Gabinet, Ryan Gaucher, Mike Lalonde, Christian Larrivee, Alex Leavitt, Steve Lingren, D'Arcy McConvey, Marco Peluso, Shawn Snider, Adam Taylor, Dustin VanBallegooie, Steeve Villeneuve.

2005 - Reading, Pennsylvania

National 6, American 2

	1	2	3	Total
American	1	1	0	2
National	0	4	2	6

First Period - 1, American, Tenute 1 (Corbeil, Hutchins), 10:22.

Second Period - 2, American, Engelhardt 1 (Campbell, Dickenson), 3:45. 3, National, Robinson 1 (Francisco), 3:55. 4, National, Desrochers 1 (Lattery), 7:19. 5, National, Kolarik 1 (Canzanello, Kinasewich), 10:48. 6, National, Edwardson 1 (unassisted), 17:03.

Third Period - 7, National, Robinson 2 (James, Eberly), 8:16. 8, National, Kinasewich 1 (Kolarik, Brust), 18:28.

Shots on Goal - American 13-21-11--45. National 11-18-20--49.

Goalies - American, Minard (11 shots-11 saves), Ford 0-1-0 (18 shots-14 saves) and Marsters (20 shots-18 saves). National, Madden (13 shots-12 saves), Doyle 1-0-0 (21 shots-20 saves) and Brust (11 shots-11 saves).

Referee - Nygel Pelletier. **Linesmen** - Aaron Lundbohm and Paul Carnathan. **A** - 6,746.

Most Valuable Player - Frank Doyle, National, Idaho.

American Roster

Greg Amadio, Mark Ardelan, Tyler Beechey, Jeff Campbell, Brian Collins, Nicolas Corbeil, Lou Dickenson, Brett Engelhardt, Todd Ford, Ryan Glenn, Matt Hendricks, Jeff Hutchins, Jim Jackson, Ken Magowan, Carl Mallette, Nathan Marsters, Mike Minard, Mark Mullen, Corey Neilson, Matt Pagnutti, Joey Tenute.

National Roster

Barry Brust, Andrew Canzanello, Luke Curtin, Jean Desrochers, Frank Doyle, Guy Dupuis, Dan Eberly, Derek Edwardson, Nate Forster, Jon Francisco, Connor James, Ryan Kinasewich, Tyler Kolarik, Dana Lattery, Chris Madden, Chris Minard, Brent Robinson, Marco Rosa, Dan Tessier, Patrick Wellar, Stephen Wood.

2004 - Peoria, Illinois

Eastern 7, Western 6

	1	2	3	Total
Western	3	3	0	6
Eastern	1	2	4	7

First Period - 1, Eastern, Rowe 1 (McCullough, Jaffray), 0:43. 2, Western, Walby 1 (Cornacchia, Gauvreau), 3:31. 3, Western, Milam 1 (Ianiero, Cousineau), 13:59. 4, Western, Snowden 1 (Ganga), 15:59.

Second Period - 5, Western, Talbot 1 (Chambers, Plourde), 1:30. 6, Eastern, Masse 1 (Jamieson, McRae), 5:14. 7, Western, Cousineau 1 (Snowden, Milam), 7:59. 8, Eastern, Paolini 1 (Limpricht), 16:00. 9, Eastern, Neilson 1 (Talbot, Chambers), 16:19.

Third Period - 10, Eastern, Jaffray 1 (McCullough, Rowe), 2:46. 11, Eastern, Jamieson 1 (Ask, Masse), 4:37. 12, Eastern, Notermann 1 (Burrows, Reimann), 8:02. 13, Eastern, Rowe 2 (McCullough, Paolini), 11:02.

Shots on Goal - Western 13-11-10--34. Eastern 11-26-17--54.

Goalies - Western, Cloutier (11 shots-10 saves), Garnett (26 shots-24 saves) and Ellis 0-1-0 (17 shots-14 saves). Eastern, Stirling (13 shots-10 saves), Campbell (11 shots-8 saves) and Houle 1-0-0 (10 shots-10 saves).

Referee - Brian Thul. **Linesmen** - Jerry Burt and Craig Kneale. **A** - 7,242.

Most Valuable Player - Randy Rowe, Eastern, Peoria.

Eastern Roster

Morten Ask, Alexandre Burrows, Cory Campbell, Brian Fahey, Chris Houle, Jason Jaffray, Dusty Jamieson, Nate Kiser, Shawn Limpricht, Chris Lynch, Jason Maleyko, David Masse, Brian McCullough, Mark McRae, Jason Notermann, Sam Paolini, Tom Reimann, Randy Rowe, Kevin Spiewak, Scott Stirling, Jon Zion.

Western Roster

Greg Barber, Greg Chambers, Frederic Cloutier, David Cornacchia, David Cousineau, Dan Ellis, Nick Ganga, Michael Garnett, Brent Gauvreau, Andrew Ianiero, Greg Jacina, Justin Kelly, Charles Linglet, Troy Milam, Corey Neilson, Jean-Francois Plourde, John Snowden, Ben Storey, Joe Talbot, Kevin Truelson, Steffon Walby.

2003 - Estero, Florida

Northern 8, Southern 2

	1	2	3	Total
Northern	2	3	3	8
Southern	0	1	1	2

First Period - Scoring: 1, Northern, Rennette 1 (Gaucher, Colley), 4:11. 2, Northern, McCullough 1 (Herrington), 19:22.

Second Period - Scoring: 3, Northern, Ianiero 1 (Konopka, Courchesne), 8:41. 4, Southern, Morrison 1 (Stringer, O'Keefe), 9:14. 5, Northern, Parillo 1 (Henkel, Rooney), 11:47. 6, Northern, Zion 1 (Jaffray, Colley), 19:07 (pp).

Third Period - Scoring: 7, Northern, McNamara 1 (McCullough), 2:23. 8, Southern, Morrison 2 (Stringer, Medak), 4:09. 9, Northern, Herrington 1 (Parrish, McNamara), 6:40. 10, Northern, Parillo 2 (Rooney), 15:32.

Shots On Goal - Northern 17-13-13-43. Southern, 11-13-18-42.

Goalies - Northern, Stirling (11 shots, 11 saves), Lombard (13 shots, 12 saves; record: 1-0), Smith (18 shots, 17 saves). Southern - Rob Zepp (17 shots, 15 saves), Underhill (13 shots, 10 saves; record: 0-1), Hauser (13 shots, 10 saves).

Referee - Ryan Fraser. **Linesmen** - Paul Nicolls and Nic Kephart. **A** - 6,442.

Most Valuable Player - Scott Stirling, Northern, Atlantic City.

Northern Roster

Kevin Colley, Pierre-Luc Courchesne, Ryan Gaucher, Jim Henkel, Jamie Herrington, Andrew Ianiero, Jason Jaffray, Zenon Konopka, Dan Lombard, Brian McCullough, Chris McNamara, Nick Parillo, Geno Parrish, Tyler Rennette, Brad Rooney, Mike Smith, Scott Stirling, Takahito Suzuki, Simon Tremblay, Dustin Wood, Jon Zion.

Southern Roster

Jim Baxter, Mike Bishai, Kent Davyduke, Mike Glumac, Joe Guenther, Adam Hauser, Corey Hessler, J.J. Hunter, Marty Johnston, Judd Medak, Laurent Meunier, Justin Morrison, Ryan O'Keefe, Rod Sarich, Aaron Schneekloth, Buddy Smith, Rejean Stringer, Matt Underhill, Steffon Walby, Brad Williamson, Patrick Yetman, Rob Zepp.

2002 - Trenton, New Jersey

Southern 7, Northern 6

	1	2	3	Total
Southern	1	3	3	7
Northern	1	1	4	6

First Period - 1, Southern, Snesrud 1 (Rymsha, Sivonen), 9:17. 2, Northern, Mizzi 1 (Rekis, Pettersen), 19:13.

Second Period - 3, Southern, Pankewicz 1 (Sirois, Dumont), 4:49. 4, Southern, Fortier 1 (Yetman), 12:13. 5, Southern, Sivonen 1 (Trudeau, Thompson), 13:42. 6, Northern, Prososky 1 (Pettersen, Lupandin), 17:29.

Third Period - 7, Southern, Sirois 1 (Snesrud), 4:52. 8, Northern, Colley 1 (Gyori, Kowalsky), 5:41. 9, Northern, Tremblay 1 (Stafford, Leahy), 6:48. 10, Southern, Sadowski 1 (Krajnc, Trudeau), 7:08. 11, Northern, Fiddler 1 (Leahy, Tremblay), 11:08. 12, Southern, Sirois 2 (Dumont, Pankewicz), 14:42. 13, Northern, Leahy 1 (Stafford, Fiddler), 16:27.

Shots on goal - Southern 16-18-10—44. Northern 16-9-20—45.

Goalies - Southern, Cloutier (16 shots-15 saves), Madden (9 shots-8 saves), and Carroll 1-0-0 (20 shots-16 saves). Northern, Sanford (16 shots-15 saves), Laing (18 shots-15 saves), and Meyer 0-1-0 (10 shots-7 saves).

Referee - Brian Pochmara. **Linesmen** - Kevin Ferguson and Butch Mousseaux. **A** - 7,165.

Most Valuable Player - Allan Sirois, Southern, Pee Dee.

Northern Roster

Erik Anderson, Kevin Colley, Matt Desrosiers, Vern Fiddler, David Gove, Dylan Gyori, Justin Harney, Rick Kowalsky, Joel Laing, Pat Leahy, Matt Libby, Andrei Lupandin, Scott Meyer, Preston Mizzi, Magnus Nilsson, Lars Pettersen, Garrett Prososky, Arvid Rekis, Curtis Sanford, Ben Stafford, Simon Tremblay.

Southern Roster

Ken Carroll, Frederic Cloutier, Louis Dumont, Francois Fortier, Ryan Fultz, Ryan Knox, Gregor Krajnc, Chris Madden, Kevin Mitchell, Greg Pankewicz, Steve Rymsha, John Sadowski, Allan Sirois, Mikko Sivonen, Mat Snesrud, Briane Thompson, Darren Tiemstra, Roger Trudeau, Matt Ulwelling, Brad Williamson, Patrick Yetman.

2001 - North Little Rock, Arkansas

Southern 9, Northern 5

	1	2	3	TOTAL
Northern	2	0	3	5
Southern	3	4	2	9

First Period - 1, Northern, Hilton 1 (Bertoli, Nemeth), 5:01. 2, Southern, Bowtell 1 (Demmans, Soling), 6:35. 3, Southern, Bousquet 1 (Sessa), 8:15. 4, Northern, McCullough 1 (Pitirri, Harney), 13:28. 5, Southern, Soling 1 (Harrold), 15:56.

Second Period - 6, Southern, Soling 2 (Long, Pershin), 2:38. 7, Southern, Bousquet 2 (Russell), 4:29. 8, Southern, Long 1 (Demmans, Bowtell), 8:36. 9, Southern, Soling 3 (Long), 13:57.

Third Period - 10, Northern, Keup 1 (Schneider, King), 5:10. 11, Southern, Bartek 1 (Bowtell, Harrold), 9:04. 12, Northern, McCullough 2 (Pitirri, Keup), 9:46. 13, Northern, McCullough 3 (Pitirri, Schneider), 15:43. 14, Southern, Bowtell 2 (unassisted), 18:53.

Shots on goal - Northern 9-7-18-34. Southern 13-15-11-39

Goalies - Northern, Stirling (13 shots-10 saves), Exner 0-1-0 (15 shots-11 saves), and Westlund (10 shots-9 saves). Southern, Daubenspeck (9 shots-7 saves), Leitz 1-0-0 (7 shots-7 saves), and Saal (18 shots-15 saves).

Referee - Justin St. Pierre. **Linesmen** - John O'Brien and Brad Phillips. **A**-7,029.

Most Valuable Player - Jonas Soling, Southern, Augusta.

Northern Roster

Scott Bertoli, Darren Clark, Calvin Elfring, Kenric Exner, Justin Harney, Kevin Hilton, Joel Irwin, Ben Keup, Scott King, Cail MacLean, Brian McCullough, Tom Nemeth, James Patterson, Richard Pitirri, Eric Schneider, Chris Slater, Jamie Sokolsky, Jeff Sproat, Scott Stirling, Mike Vellinga, Alex Westlund.

Southern Roster

Likit Andersson, Martin Bartek, Jeff Bes, Dany Bousquet, Cody Bowtell, Aaron Brand, Vratislav Cech, Brent Cullaton, Kirk Daubenspeck, Matt Demarski, Trevor Demmans, Josh Harrold, Brian Leitz, Andrew Long, Eric Long, Eduard Pershin, Bobby Russell, Jason Saal, Jason Sessa, Jonas Soling, Chris Valicevic.

2000 - Greenville, South Carolina

Northern 8, Southern 6

	1	2	3	TOTAL
Northern	3	3	2	8
Southern	3	2	1	6

First Period - 1, Northern, Wilgosh 1 (Vandemeer, Tropper), 3:24. 2, Northern, Mitchell 1 (Murphy, Harmer), 6:10. 3, Southern, Morin 1 (Valicevic), 12:01. 4, Southern, Venedam 1 (Mason, McNabb), 14:56. 5, Northern, Kraft 1 (Vandemeer, Harmer), 17:48. 6, Southern, Gaucher 1 (Curtin, Lazaro), 18:04.

Second Period - 7, Northern, Lawmaster 1 (Krovopuskov, Gignac), 1:17. 8, Northern, Fitzpatrick 1 (Walser, Gignac), 6:57. 9, Northern, Walser 1 (unassisted), 9:59. 10, Southern, Bousquet 1 (Dexter, Mason), 12:35. 11, Southern, Venedam 2 (Mason), 17:14.

Third Period - 12, Northern, Mitchell 2 (Ling, Murphy), 3:33. 13, Southern, Valicevic 1 (Curtin), 6:49. 14, Northern, Irving 1 (Kraft), 9:43.

Shots on goal - Northern 11-14-17--42. Southern 16-13-13--42.

Goalies - Northern, Lasak (16 shots-13 saves), Matile (13 shots-11 saves) and Amidovski 1-0-0 (13 shots-12 saves). Southern, Maund (11 shots-8 saves), Brumby (14 shots-11 saves) and Schafer 0-1-0 (17 shots-15 saves).

Referee - Dave Hansen. **Linesmen** - Jim Combs and Tim Morgret. **A** - 9,444.

Most Valuable Player - Jeff Mitchell, Northern, Dayton.

Northern Roster

Chad Ackerman, Bujar Amidovski, Calvin Elfring, Blaine Fitzpatrick, Chris Gignac, Duane Harmer, Joel Irving, Alexei Krovopuskov, Jason Lawmaster, Jan Lasak, Jamie Ling, Jeff Mitchell, Mark Murphy, Mike Perna, Marc Tropper, Sean Matile, Peter Vandemeer, Derrick Walser, Curtis Wilgosh, Andrew Williamson.

Southern Roster

Dany Bousquet, David Brumby, Luke Curtin, Brad Dexter, Neil Fewster, Ryan Gaucher, Jeff Lazaro, Wes Mason, Jeff Maund, John McNabb, Olivier Morin, Eric Naud, Steve O'Brien, Kelly Perrault, Paxton Schafer, Greg Schmidt, Buddy Smith, John Spoltore, Bobby Stewart, Chris Valicevic, Sean Venedam.

1999 - Biloxi, Mississippi

Southern 7, Northern 4

	1	2	3	TOTAL
Northern	1	1	2	4
Southern	2	2	3	7

First Period - Scoring: 1, Northern, Brown 1 (Ficenec), 8:36. 2, Southern, Soling 1 (Varga), 10:12. 3, Southern, Calder 1 (Elders, Seitz), 19:45.

Second Period - Scoring: 4, Southern, Elders 1 (Rochon, Seitz), 6:18. 5, Southern, Kobezda 1 (Seitz, Elders), 6:36. 6, Northern, Infanger 1 (Ling, Thompson), 9:18.

Third Period - Scoring: 7, Northern, Williamson 1 (Ceman), 1:16. 8, Northern, Kupaks 1 (Tropper, Kraft), 4:25. 9, Southern, Sirois 1 (MacLean, Hurd), 14:02. 10, Southern, Elders 2 (Hicks), 16:09. 11, Southern, MacLean (Sirois), 17:47.

Shots on goal - Southern 13-14-10--37. Northern 12-8-9--29.

Goalies - Northern, Gingras (22 shots-18 saves) and Mullin 0-1-0 (22 shots-19 saves). Southern, Amidovski (16 shots-14 saves) and Wickenheiser 1-0-0 (17 shots-15 saves).

Referee - Joe Ernst. **Linesmen** - Terry Wicklum and Brian Mach. **A** - 7,566.

Most Valuable Player - Jason Elders, Southern, Mobile.

Northern Roster

Jim Bermingham, Joe Blaznek, Bobby Brown, Dru Burgess, Dan Ceman, Jakub Ficenec, Maxime Gingras, Duane Harmer, Karl Infanger, Casey Kesselring, Ryan Kraft, Arturs Kupaks, Jamie Ling, Darren Maloney, Bret Meyers, Matt Mullin, Tom O'Connor, Jamie Thompson, Marc Tropper, Andrew Williamson.

Southern Roster

Bujar Amidovski, J.F. Aube, Shane Calder, Luke Curtin, Jason Elders, Jamey Hicks, Kelly Hurd, Chris Hynes, Jan Kobezda, Terry Lindgren, Cail MacLean, Dana Mulvihill, Jaroslav Obsut, Patrick Rochon, Dave Seitz, Allan Sirois, Jonas Soling, Chris Valicevic, John Varga, Chris Wickenheiser.

1998 - Lafayette, Louisiana

Canada 11, USA/World 7

	1	2	3	TOTAL
Canada	4	2	5	11
USA/World	3	3	1	7

First Period - Scoring: 1, USA/World, Felsner 1 (Parsons), 1:37. 2, Canada, MacIntyre 1 (Burfoot, Gorski), 6:25. 3, USA/World, Cantu 1 (Bilek, Noren), 7:38. 4, Canada, MacIntyre 2 (Gorski, Reid), 10:56. 5, Canada, Venedam 1 (Hynes, Nedomansky), 13:51. 6, USA/World, Cantu 2 (Oates, Valicevic), 16:37. 7, Canada, Hynes 1 (Reid, MacIntyre), 19:30.

Second Period - Scoring: 8, Canada, Bousquet 1 (Venedam, Nedomansky), 4:13. 9, USA/World, Parsons 1 (Spoltore, Bilek), 10:59. 10, USA/World, Cantu 3 (Seitz, Oates), 13:18 (pp). 11, Canada, MacIntyre 3 (Burfoot, Gorski), 15:29. 12, USA/World, Noren 1 (Remackel, Seitz), 18:10. Penalties: Reid, Canada (tripping), 11:50.

Third Period - Scoring: 13, Canada, Goudie 1 (Karlander, Latendresse), 1:46. 14, Canada, Latendresse 1 (Birmingham, Karlander), 5:58. 15, Canada, MacIntyre 4 (Gorski, Burfoot), 6:15. 16, USA/World, Ingraham 1 (Shier, Brady), 7:13. 17, Canada, Hynes 2 (Van Drunen, Karlander), 13:08. 18, Canada, Evans 1 (Trudel, Hersh), 14:45.

Shots on goal - Canada 23-17-18--58. USA/World 16-10-9--35.

Goalies - Canada, Gauthier (20 shots-17 saves) and Charpentier 1-0-0 (15 shots-11 saves). USA/World, Wallinheimo (34 shots-29 saves) and Tracy 0-1-0 (24 shots-18 saves).

Referee - Jeff Smith. **Linesmen** - Craig Ross and Mark Hamlett. **A** - 11,493.

Most Valuable Player - Andy MacIntyre, Canada, Jacksonville.

Canada Roster

Jim Birmingham, Louis Bernard, Dany Bousquet, Scott Burfoot, Sebastien Charpentier, Doug Evans, Sean Gauthier, Sheldon Gorski, Brian Goudie, Harold Hersh, Chris Hynes, Kory Karlander, Mike Latendresse, Andy MacIntyre, Vashi Nedomansky, Tom Nemeth, Shawn Reid, Jean-Guy Trudel, Dave Van Drunen, Sean Venedam.

USA/World Roster

Beau Bilek, Eric Boguniecki, Lance Brady, Kris Cantu, Denny Felsner, Kevin Hilton, Kelly Hultgren, Cal Ingraham, Brian LaFleur, Jeff Lazaro, Darryl Noren, Matt Oates, Don Parsons, Chris Phelps, Chad Remackel, Dave Seitz, Andrew Shier, John Spoltore, Tripp Tracy, Chris Valicevic, Sinuhe Wallinheimo.

1997 - Charlotte, North Carolina

Charlotte Checkers 7, ECHL All-Stars 6

	1	2	3	Total
ECHL All-Stars	2	2	2	6
Charlotte	3	3	1	7

First Period - 1, Charlotte, Seher 1 (Noren), 3:12. 2, ECHL, Bashkirov 1 (Taylor, Ross), 5:10. 3, Charlotte, Mitani 1 (Aube), 10:48. 4, Charlotte, Brosseau 1 (Deadmarsh), 16:56. 5, ECHL, Jablonski 1 (Royal, Metropolit), 17:55.

Second Period - 6, ECHL, Royal 1 (Metropolit), 1:20. 7, Charlotte, Mitani 2 (Noren, Brosseau), 3:59. 8, Charlotte, Brosseau 2 (Daniels, Noren), 6:52. 9, Charlotte, Boulton 1 (Robbins, Elick), 8:02. 10, ECHL, Pomichter 1 (Bilek), 8:14.

Third Period - 11, ECHL, Bashkirov 2 (Brady), 1:13. 12, ECHL, Taylor 1 (Bashkirov), 2:17. 13, Charlotte, Daniels 1 (Brosseau), 4:48.

Shots on goal - ECHL 11-19-17--47. Charlotte 12-8-8--28.

Goalies - ECHL, Beaubien 0-1-0 (17 shots-11 saves) and Allan (11 shots-10 saves). Charlotte, Vitucci (22 shots-18 saves) and Shepard 1-0-0 (25 shots-23 saves).

Referee - Ian Walsh. **Linesmen** - Norm Eberle and Pete Wicklum. **A** - 7,087.

Most Valuable Players - Andrei Bashkirov, ECHL, Huntington and David Brosseau, Charlotte.

ECHL Roster

Sandy Allan, Andrei Bashkirov, Frederick Beaubien, Beau Bilek, Lance Brady, Jim Brown, Alex Chunchukov, Rob Dumas, Jason Elders, Kevin Hoffman, Jeff Jablonski, Darren Maloney, Blair Manning, Glen Metropolit, Colin Miller, Chris Phelps, Mike Pomichter, Mike Ross, Eric Royal, Mike Taylor, Chris Valicevic.

Charlotte Roster

J.F. Aube, Eric Boulton, David Brosseau, Kimbi Daniels, Jake Deadmarsh, Mickey Elick, Justin Gould, Mike Kempfer, Jay Kenney, Scott Kirton, Brad Konik, Darcy Mitani, Darryl Noren, Kevin Rappana, Matt Robbins, Kurt Seher, Ken Shepard, Nick Vitucci, Shawn Wheeler.

1996 - Tallahassee, Florida

North 10, South 7

	1	2	3	TOTAL
North	3	4	3	10
South	4	2	1	7

First Period - Scoring: 1, South, Bergeron 1 (Ingraham), 2:26. 2, South, Berg 1 (Kacir, Brown), 4:50. 3, South, Belanger 1 (Enga), 5:56. 4, North, Wetzel 1 (Judson), 6:20. 5, North, Wetzel 2 (Stewart), 14:14. 6, North, Judson 1 (Stewart), 16:52. 7, South, Ingraham 1 (Craievich, Bergeron), 19:35.

Second Period - Scoring: 8, North, Lingren 1 (Burman, Wetzel), 0:42 (pp). 9, North, Parsons 1 (unassisted), 3:11. 10, North, Parsons 2 (Morris, Christian), 6:02. 11, South, Craievich 1 (Enga, Belanger), 11:12 (pp). 12, South, Ward 1 (Enga), 13:50. 13, North, Bermingham 1 (Stewart), 19:08.

Third Period - Scoring: 14, North, Perrault 1 (Parsons), 2:15 (pp). 15, North, Gibson 1 (Burman, Lingren), 10:55. 16, South, Ingraham (Belanger, Enga), 11:44. 17, North, Stewart 1 (Sundstrom), 18:10 (empty net). .

Shots on goal - North 10-13-8--31. South 10-15-13--38.

Goalies - North, Morissette 1-0-0 (16 shots-12 saves) and Sundstrom (22 shots-19saves). South, Schoen (19 shots-13 saves) and Robins 0-1-0 (12 shots-9 saves).

Referee - Terry Koharski. **Linesmen** - Jeff Dunkley and Dave Spannaus. **A** - 5,576.

Most Valuable Player - Don Parsons, North, Johnstown.

North Roster

Jim Bermingham, Aaron Boh, Mike Burman, Tim Christian, Steve Gibson, Jason Gladney, Rick Judson, Steve Lingren, Alain Morissette, Keith Morris, Don Parsons, Nicolas Perrault, Dennis Purdie, Glenn Stewart, Olie Sundstrom, Todd Wetzel.

South Roster

Maco Balkovec, Hugo P. Belanger, Rick Bennett, Bob Berg, Chris Bergeron, Jim Brown, Dave Craievich, R.J. Enga, Chris Foy, Cal Ingraham, Marian Kacir, Sean O'Brien, Trevor Robins, Bryan Schoen, Kurt Seher, Colin Ward.

1995 - Greensboro, North Carolina

West 6, East 5

	1	2	3	TOTAL
West	5	1	0	6
East	4	1	0	5

First Period - 1, East, Schwartz 1 (Kowalsky, Stewart), 3:24. 2, East, Schwartz 2 (Stewart, Kowalsky), 9:16. 3, West, Neal 1 (Flomenhoft, Leask), 11:22. 4, East, Schwartz 3 (Kowalsky, Stewart), 11:52. 5, West, Slivchenko 1 (Hartje, Boh), 13:39. 6, West, Woolf 1 (Burfoot, Smith), 14:56. 7, West, Flomenhoft 1 (Purdie, Neal), 16:25. 8, West, Purdie 1 (Flomenhoft, Leask), 16:46. 9, East, Wheeler 1 (Berdnikov, Riehl), 17:09.

Second Period - 10, West, Neal 2 (Flomenhoft, Purdie), 9:58. 11, East, Berdnikov 1 (Kupaks, Wheeler), 10:49.

Third Period - None.

Shots on goal - West 12-5-10--27. East 16-17-5--38.

Goalies - West, Stolp (24 shots-20 saves) and Finch 1-0-0 (14 shots-13 saves). East, Gagnon (14 shots-9 saves) and Sjerven 0-1-0 (13 shots-12 saves).

Referee - Gord Buchanan. **Linesmen** - Dana Hall and John Horan. **A** - 5,662.

Most Valuable Player - Jay Neal, West, Toledo.

West Roster

Aaron Boh, Scott Burfoot, Geoff Finch, Steve Flomenhoft, Tod Hartje, Steve Gibson, Rob Leask, Steve Lingren, Jim Maher, Kevin McKinnon, Jay Neal, Dennis Purdie, Tim Roberts, Vadim Slivchenko, Brandon Smith, Jeff Stolp, Mark Woolf.

East Roster

Sergei Berdnikov, Chris Bergeron, Derek Booth, Dave Craievich, Dave Gagnon, Scott Gruhl, Rick Kowalsky, Arturs Kupaks, Derek Linnell, Darryl Noren, Chris Phelps, Kevin Riehl, Darren Schwartz, Grant Sjerven, Michael Smith, Glenn Stewart, Shawn Wheeler.

1994 - Norfolk, Virginia

West 7, East 6

	1	2	3	TOTAL
West	0	4	3	7
East	2	1	3	6

First Period - 1, East, Valicevic 1 (Fleury, Snesar), 1:53. 2, East, Valicevic 2 (Fleury, Schwartz), 12:41.

Second Period - 3, West, Flanagan 1 (Donald, Judson), 2:07. 4, West, Cook 1 (Donald, Flanagan), 2:44. 5, West, Whittle 1 (Burfoot, Vachon), 10:36. 6, West, Cook 2 (Flanagan, Craievich), 13:55. 7, East, Berger 1 (Wildgoose, Michaud), 15:31.

Third Period - 8, West, Whittle 2 (Vachon, Burfoot), 2:14. 9, East, Colbourne 1 (Wheeler, Snesar), 6:17. 10, West, Steer 1 (Frantti, Nemeth), 11:34. 11, West, Flanagan 2 (Donald, Judson), 12:44. 12, East, Schwartz 1 (Fleury, Slivchenko), 16:29. 13, East, Slivchenko (Fleury, Gervais), 18:54.

Shots on goal - West 12-14-14--40. East 16-27-27--70.

Goalies - West, Cadden 1-0-0 (28 shots-26 saves) and Mullahy (42 shots-38 saves). East, DelGuidice (19 shots-16 saves) and Michaud 0-1-0 (21 shots-17 saves).

Referee - Bob Willer. **Linesmen** - Kevin Kierst and Jim Skarbek. **A** - 6,361.

Most Valuable Players -- Joe Cook, West, Columbus and Cory Cadden, West, Knoxville.

West Roster

Scott Burfoot, Cory Cadden, Joe Cook, Dave Craievich, Derek Donald, Rob Dumas, Joe Flanagan, Gord Frantti, Rick Judson, Paul Marshall, Brad Mullahy, Tom Nemeth, Darren Perkins, Jason Smart, Jamie Steer, Nicolas Vachon, Jeff Whittle.

East Roster

Phil Berger, Daniel Chaput, Darren Colbourne, Matt DelGuidice, Sylvain Fleury, Victor Gervais, Dan Gravelle, Rob Leask, Alan Leggett, Mark Michaud, Darren Schwartz, Vadim Slivchenko, Brandon Smith, Shaun Snesar, Chris Valicevic, Shawn Wheeler, Lyle Wildgoose.

1993 - Wheeling, West Virginia

East 7, West 3

	1	2	3	TOTAL
West	2	0	1	3
East	2	3	2	7

First Period - 1, East, Gervais 1 (MacIsaac, Mirabile), 2:35. 2, West, Flanagan 1 (Bechard, Gorski), 5:16. 3, West, Jablonski 1 (Reier, Hicks), 9:00. 4, East, Capson 1 (Schwartz, Edgerton), 10:38.

Second Period - 5, East, Berger 1 (Schwartz, Edgerton), 5:41. 6, East, Schwartz 1 (Berger, Edgerton), 6:26. 7, East, Schwartz 2 (Capson, Edgerton), 17:41.

Third Period - 8, East, Poapst 1 (Gervais), 6:18. 9, East, Coles 1 (Flynn, Burfoot), 10:28. 10, West, Jobe 1 (unassisted), 16:52.

Shots on goal - West 14-21-12--47. East 17-13-14--44.

Goalies - West, Galuppo 0-1-0 (26 shots-22 saves) and Millham (21 shots-18 saves). East, Ouellette, 1-0-0 (22 shots-20 saves) and Vitucci (22 shots-21 saves).

Referee - Brett Parson. **Linesmen** - Dan Broniman and Sam Gowan. **A** - 4,854.

Most Valuable Player - Darren Schwartz, East, Wheeling.

West Roster

Jerome Bechard, Derek Booth, Rob Dumas, Joe Flanagan, Sandy Galuppo, Sheldon Gorski, Alex Hicks, Jeff Jablonski, Trevor Jobe, Shaun Kane, Paul Marshall, Mike Millham, Mike Murray, Tom Nemeth, Pat Pylypuik, Mike Reier, Steve Strunk.

East Roster

Phil Berger, Scott Burfoot, Greg Capson, Bruce Coles, Devin Edgerton, Brendan Flynn, Victor Gervais, Alan Leggett, Al MacIsaac, Steve Mirabile, Francis Ouellette, Steve Poapst, Tim Roberts, Darren Schwartz, Trevor Smith, Nick Vitucci, Lyle Wildgoose.

ALL-STAR SKILLS COMPETITION RESULTS

Year	Team	Score	Team	Score
2020	Individual Competition Only			
2019	Individual Competition Only			
2018	Individual Competition Only			
2017	Adirondack Thunder	2	ECHL All-Stars	1
2015	Individual Competition Only			
2014	Event Was Not Held			
2013	Colorado Eagles	10	vs. ECHL All-Stars	5
2012	Event Was Not Held			
2011	Individual Competition Only			
2010	National Conference	11	vs. American Conference	10
2009	American Conference	11	vs. National Conference	5
2008	National Conference	19	vs. American Conference	16
2007	American Conference	20	vs. National Conference	11
2006	National Conference	15	vs. American Conference	8
2005	National Conference	10	vs. American Conference	9
2004	Eastern Conference	11	vs. Western Conference	10
2003	Northern Conference	12	vs. Southern Conference	9
2002	Southern Conference	16	vs. Northern Conference	8
2001	Southern Conference	15	vs. Northern Conference	5
2000	Northern Conference	11	vs. Southern Conference	8
1999	Northern Conference	13	vs. Southern Conference	8
1998	Canada	10	vs. USA/World	9

ALL-STAR SKILLS COMPETITION RECORDS**FASTEST SKATER****FASTEST AVERAGE TIMES, TEAM**

13.760 - Colorado Eagles, 2013
 13.917 - Adirondack Thunder, 2017
 14.080 - ECHL All-Stars, 2017
 14.089 - USA/World All-Stars, 1998
 14.103 - ECHL All-Stars, 2013
 14.149 - National All-Stars, 2009

FASTEST TIMES, INDIVIDUAL

12.750 - Justin Danforth, Cincinnati, Central Division All-Stars, 2018
 12.970 - Bryan Moore, Toledo, Team Fins, 2019
 13.010 - Alex Breton, Allen, Western Conference, 2019
 13.040 - Cody Wydo, Wheeling, North Division All-Stars, 2018
 13.050 - J.J. Piccinich, Tulsa, Western Conference, 2020

HARDEST SHOT**HARDEST AVERAGE SHOT, TEAM**

97.900 mph - American All-Stars, 2010
 96.050 mph - Southern All-Stars, 1999
 95.050 mph - Southern All-Stars, 2001
 94.900 mph - American All-Stars, 2008
 94.850 mph - American All-Stars, 2007

HARDEST SHOT, INDIVIDUAL

102.7 mpg - Josh Godfrey (ECHL All-Stars, 2011), South Carolina
 102.2 mph - Jon Awe (American All-Stars, 2007), Gwinnett
 101.9 mph - A.J. Thelen (American All-Stars, 2010), Florida
 101.5 mph - Sasha Pokulok (National All-Stars, 2010), Bakersfield
 101.0 mph - Isaac Smeltzer (Colorado Eagles, 2013)

RAPID FIRE**MOST SAVES, TEAM**

26 of 30 - Western All-Stars, 2004, Frederic Cloutier, Louisiana, 9 of 10; Michael Garnett, Gwinnett, 7 of 10; Dan Ellis, Idaho, 10 of 10
 - Southern All-Stars, 2001, Kirk Daubenspeck, South Carolina, 7 of 10; Brian Leitza, Baton Rouge, 10 of 10; Jason Saal, Louisiana, 9 of 10
 24 of 30 - twice, most recent;
 National All-Stars, 2006, Marc Magliarditi, Las Vegas, 9 of 10; Brett Jaeger, Fresno, 8 of 10; Jake Moreland, Stockton, 7 of 10
 23 of 30 - three times, most recent;
 American All-Stars, 2007, Adam Berkhoel, Dayton, 7 of 10; Cedrick Desjardins, Cincinnati, 7 of 10; David Shantz, Florida, 9 of 10
 22 of 30 - American All-Stars, 2010, Braden Holtby, South Carolina, 9 of 10; Todd Ford, South Carolina, 8 of 10; Jeremy Smith, Cincinnati, 5 of 10

MOST SAVES, INDIVIDUAL

- 10 of 10 - Ryan MacDonald, (National All-Stars, 2007), Fresno
Dan Ellis, (Western All-Stars, 2004), Idaho
Brian Leitza, (Southern All-Stars, 2001), Baton Rouge
- 9 of 10 - nine players, most recent;
Braden Holtby, (American All-Stars, 2010), South Carolina

ACCURACY SHOOTING

MOST TARGETS HIT, TEAM

- 12 of 19 - ECHL All-Stars, 2013, Andrew Hotham, Wheeling, 4 of 5; Dustin Gazley, Elmira, 4 of 5; Dean Ouellet, San Francisco, 4 of 5
- 11 of 18 - National All-Stars, 2010, Ryan Kinasewich, Utah, 4 of 4; Shawn Weller, Bakersfield, 4 of 6; Greg Hogeboom, Ontario, 3 of 8
- 11 of 19 - Northern All-Stars, 2003, Brad Rooney, Reading, 4 of 6; Jamie Herrington, Richmond, 3 of 8; Jason Jaffray, Roanoke, 4 of 5
- 11 of 20 - Southern All-Stars, 1999, Cail MacLean, Jacksonville, 4 of 7; Dave Seitz, South Carolina, 4 of 5; Jason Elders, Mobile, 3 of 8

MOST TARGETS HIT, INDIVIDUAL

- 4 of 4 - Ryan Kinasewich, (National All-Stars, 2010), Utah
- Ash Goldie, (National All-Stars, 2008), Victoria
- 4 of 5 - six players, most recent;
Andrew Hotham (ECHL All-Stars, 2013), Wheeling
- 4 of 6 - eight players, most recent;
David Pacan, (Eastern All-Stars, 2019), Brampton

BREAKAWAY RELAY

MOST GOALS SCORED, TEAM

- 8 - twice, most recent;
National All-Stars, 2006
- 7 - four times, most recent;
American All-Stars, 2010
- 6 - five times, most recent;
American All-Stars, 2006

MOST SAVES, TEAM

- 16 - American All-Stars, 2010, Todd Ford, South Carolina, 5 of 6; Jeremy Smith, Cincinnati, 5 of 6; Braden Holtby, South Carolina, 6 of 6
American All-Stars, 2007, Adam Berkhoel, Dayton, 6 of 6; Cedrick Desjardins, Cincinnati, 5 of 6; David Shantz, Florida, 5 of 6
- 14 - five times, most recent;
National All-Stars, 2010, David Shantz, Victoria, 4 of 6; Richard Bachman, Idaho, 5 of 6; Timo Pielmeier, Bakersfield, 5 of 6
- 13 - five times, most recent;
American All-Stars, 2008, Craig Kowalski, Gwinnett, 5 of 6; Anton Khudobin, Texas, 4 of 6; Justin Peters, Florida, 4 of 6

MOST SAVES, INDIVIDUAL

- 6 of 6 - eight times, most recent;
Patrick Killeen, (ECHL All-Stars, 2011), Wheeling
- 8 of 9 - two times, most recent;
Maxime Gingras, (Northern All-Stars, 1999), Richmond
- 5 of 6 - 21 times, most recent;
Richard Bachman, (National All-Stars, 2010), Idaho
Todd Ford, (American All-Stars, 2010), South Carolina
Timo Pielmeier, (National All-Stars, 2010), Bakersfield
Jeremy Smith, (American All-Stars, 2010), Cincinnati

ALL-STAR SKILLS COMPETITION BOX SCORES

2020 - Wichita, Kansas (Note: Individual competition only)

Fastest Skater

1. J.J. Piccinich, Tulsa - 13.05
2. Billy Exell, Wichita - 13.30
3. Fabrizio Ricci - 13.81
4. Joseph Duszak, Newfoundland - 13.82

Hardest Shot

1. Brady Norrish, Idaho - 95.0
2. Ostap Safin, Wichita - 89.0
3. Logan Roe, Florida - 88.0
4. Stefan Fournier, Wichita - 86.0

Accuracy Shooting

1. Tommy Marchin, Atlanta - 2.369 seconds
2. Chris Crane, Wichita - 14.84 seconds
3. Josh Kestner, Toledo - 15.48 seconds
4. Peter Crinella, Wichita - 23.52 seconds

2019 - Toledo, Ohio (Note: Individual competition only)

Fastest Skater

1. Bryan Moore, Toledo - 12.97
2. Alex Breton, Allen - 13.01
3. Daniel Leavens, Toledo - 13.12
4. Giorgio Estephan, Newfoundland - 13.56

Hardest Shot

1. A.J. Jenks, Toledo - 99.0
2. Matt Register, Toledo - 95.0
3. John May, Greenville - 92.0
4. Jared VanWormer, Kansas City - 89.0

Accuracy Shooting

1. David Pacan, Brampton - 4 of 6
2. Greg Wolfe, Toledo - 4 of 10
3. Vasili Glotov, Cincinnati - 4 of 16
4. T.J. Hensick, Toledo - 4 of 17

2018 - Indianapolis, Indiana (Note: Individual competition only)

Fastest Skater

1. Justin Danforth, Cincinnati - 12.75
2. Cody Wydo, Wheeling - 13.04
3. Grant Besse, Norfolk - 13.16
4. Justin Parizek, Idaho - 13.17
5. Matt Petgrave, Brampton - 13.24
6. Artur Tyanulin, Fort Wayne - 13.30

Rapid Fire Shootout Challenge

1. Shane Starrett, Wichita - 9 saves on 10 shots
2. Etienne Marcoux, Indy - 8 saves on 10 shots
3. Pat Nagle, Toledo - 5 saves on 10 shots
- Martin Ouellette, Florida - 5 saves on 10 shots

Hardest Shot

1. Nolan Valleau, Orlando - 97.0
2. Cliff Watson, Utah - 94.0
3. Woody Hudson, Worcester - 93.0
4. Jesse Mychan, Colorado - 92.0
5. Willie Raskob, Quad City - 90.0
6. Sam Kurker, Manchester - 89.0
7. Kyle Bushee, Kalamazoo - 88.0
8. Phil Lane, Atlanta - 85.0

2017 - Glens Falls, New York

(Winning team in each event received one "goal" towards final score of game)

Puck Relay

Adirondack (Cullen Bradshaw, Peter MacArthur, Brian Ward and Greg Wolfe) def. ECHL All-Stars (Justin Crandall, Matt Garbowsky, Shawn Szydowski and Nolan Zajac)

Fastest Skater

1. Steven McParland, South Carolina - 13.62
2. Patch Alber, Adirondack - 13.85
3. Kevin Lough, Adirondack - 13.95
 Alex Wall, Adirondack - 13.95
5. Erik Bradford, Utah - 14.08
6. Justin Buzzeo, Atlanta - 14.54

Hardest Shot

1. Stepan Falkovsky, Adirondack - 99.0
2. Eric Knodel, Cincinnati - 96.0
3. Brett Pollock, Adirondack - 94.0
 Spiro Goulakos, Greenville - 94.0
5. Roman Dyukov, Adirondack - 91.0
 Peter Sivak, Alaska - 91.0
7. Travis Walsh, Idaho - 88.0
8. Mikkel Aagaard, Adirondack - 87.0

2015 – Orlando, Florida (Note: Individual competition only)

Fastest Skater

1. Alex Krushelnyski, Utah - 13.47
2. Scott Tanski, Orlando - 13.59
3. Brady Vail, Orlando - 13.72
 Brett Findlay, Orlando - 13.72
5. Steven Shamanski, Elmira - 14.00
6. Curtis Valk, Kalamazoo - 14.12

Hardest Shot

1. Yann Sauve, Orlando - 94.0
2. Cam Reid, Reading - 90.0
3. Myles Bell, Evansville - 89.0
4. Bryce Aneloski, Orlando - 84.0
5. Landon Oslanski, Missouri - 83.0
6. Blake Kessel, Orlando - 82.0

440 - All-Star Skills Competition Box Scores (2011)

2013 – Loveland, Colorado

Colorado Eagles defeated ECHL All-Stars, 10-5
Attendance – 5,289

Fastest Skater

Colorado Eagles (13.760 average) d. ECHL All-Stars (14.103 average)

1. Dylan Hood, Colorado - 13.455
2. A.J. Hau, Colorado - 13.810
3. C.J. Severyn, Orlando - 13.998
4. Joey Sides, Colorado - 14.016
5. Mike Marcou, Greenville - 14.220
6. Willie Coetzee, Toledo - 14.120

Hardest Shot

Colorado Eagles (94.8 average) d. ECHL All-Stars (90.9 average)

1. Isaac Smeltzer, Colorado - 101.0
2. Collin Bowman, Colorado - 100.5
3. Jason Beatty, Colorado - 96.8
4. William Wrenn, Alaska - 96.0
5. Taylor Ellington, Cincinnati - 95.1
6. Chris Francis, Las Vegas - 93.7
7. Norm Ezekiel, Colorado - 84.5
8. Daniel Maggio, Fort Wayne - 84.1

Rapid Fire

Colorado Eagles (10 of 20) d. ECHL All-Stars (5 of 20)

Colorado Eagles (10 of 20) - Dylan Hood and Kevin Ulanski, 3 of 10 vs. Mike Lee, Gwinnett (7 saves); Michael Forney and Joey Sides, 7 of 10 vs. Philipp Grubauer, Reading (3 saves).

ECHL All-Stars (5 of 20) - Willie Coetzee, Toledo and Nathan Moon, Evansville, 3 of 10 vs. Kyle Jones (7 saves); Daniel Maggio, Fort Wayne and Mitch Wahl, Utah, 2 of 10 vs. Adam Brown (8 saves).

Accuracy Shooting

ECHL All-Stars (12 of 19) d. Colorado Eagles (8 of 23)

Individual Winner - Andrew Hotham, Wheeling (4 of 5).

ECHL All-Stars - Andrew Hotham, Wheeling (4 of 5), Dustin Gazley, Elmira (4 of 7) and Dean Ouellet, San Francisco (4 of 7).

Colorado Eagles - Michael Forney (4 of 7), Kevin Ulanski (1 of 8) and Joey Sides (3 of 8).

Breakaway Relay

Colorado Eagles d. ECHL All-Stars, 5-1

Colorado Eagles vs. Philipp Grubauer, Reading (Saves - 2 of 5) - Trent Daavettilla (goal); Michael Forney (goal); Dylan Hood (miss); Matt Strueby (goal); Collin Bowman (miss).

ECHL All-Stars vs. Adam Brown (Saves - 4 of 5) - Francis Verreault, Bakersfield (miss); Andrew Hotham, Wheeling (miss); C.J. Stretch, Ontario (goal); Mitch Wahl, Utah (miss); Dean Ouellet, San Francisco (miss).

Colorado Eagles vs. Ryan Zapolski, South Carolina (Saves - 3 of 5) - Steve Haddon (goal); Ray Kaunisto (miss); Joey Sides (miss); Devin DiDiomete (goal); A.J. Hau (miss).

ECHL All-Stars vs. Kyle Jones (Saves - 5 of 5) - Casey Pierro-Zabotel, Gwinnett (miss); C.J. Severyn, Orlando (miss); Nathan Moon, Evansville (miss); Austin Fyten, Idaho (miss); Justin Maylan, Stockton (miss).

Outstanding Goaltender - Adam Brown, Colorado Eagles (12 of 15 saves)

2011 – Bakersfield, California

(Note: Individual competition only)

Fastest Skater

1. Eric Lampe, Elmira - 14.445
2. Vyacheslav Trukhno, Bakersfield - 14.712
3. Michael Gerger, Bakersfield - 14.887
4. Michael Forney, Gwinnett - 15.635

Hardest Shot

1. Josh Godfrey, South Carolina - 102.7
2. Joel Broda, Bakersfield - 94.3
3. Ryan Turek, Victoria - 92.5
4. Jean-Francois David, Bakersfield - 89.1

King of the Shootout

1. Patrick Killeen, Wheeling - 6 saves on 6 shots
2. Tyler Beskorowany, Idaho - 5 saves on 6 shots
Michael Ouzas, Las Vegas - 5 saves on 6 shots
4. Josh Tordjman, Bakersfield - 4 saves on 6 shots

Accuracy Shooting

1. Pascal Morency, Bakersfield - 3 of 8
2. Mark Derlago, Idaho - 2 of 8
Ben Street, Wheeling - 2 of 8
4. Stephane Goulet, Bakersfield - 1 of 8

2010 – Ontario, California

National Conference defeated American Conference, 11-10

Attendance – 4,368

Puck Control Relay Team

National Conference (Evan Barlow, Idaho; Chris D'Alvise, Stockton and John Lammers, Alaska) d. American Conference (Matt Pierce, Cincinnati; Maxime Gratchev, Elmira and Justin Donati, Elmira).

Puck Control Relay Individual

National Conference (Peter Lenes, Ontario) d. American Conference (Jacob Micflikier, Florida).

Fastest Skater

National Conference (14.406 average) d. American Conference (14.462 average)

1. Adam Miller, Las Vegas - 14.287
2. John Swanson, Idaho - 14.347
3. Maxime Tanguay, Toledo - 14.47
4. Eric Regan, Bakersfield - 14.585
5. Brandon Buck, Florida - 14.735
6. Nikita Kashirsky, South Carolina - 14.781

Hardest Shot

American Conference (97.9 average) d. National Conference (94.7 average)

1. A.J. Thelen, Florida - 101.9
2. Sasha Pokulok, Bakersfield - 101.5
3. Matt Schepke, Charlotte - 97.3
4. Drew Paris, Gwinnett - 96.2
5. David Walker, Ontario - 94.0
6. J.C. Sawyer, Toledo - 93.8
7. Brendan Milnamow, Idaho - 92.4
8. Taylor Ellington, Victoria - 90.9

Rapid Fire

American Conference (22 of 30) d. National Conference (20 of 30)

National Conference (20 of 30) - Mitch Ganzak, Wheeling and Jacob Micflikier, Florida, 4 of 10 vs. David Shantz, Victoria (6 saves); Rick Cleaver, Kalamazoo and Connor Shields, Johnstown, 2 of 10 vs. Richard Bachman, Idaho (8 saves); Sam Roberts, Gwinnett and Matt Pierce, Cincinnati, 2 of 10 vs. Timo Pielmeier, Bakersfield (8 saves).

American Conference (22 of 30) - Nick Mazzolin, Alaska and Evan Barlow, Idaho, 2 of 10 vs. Todd Ford, South Carolina (8 saves); Vic Bartley, Utah and John Lammers, Alaska, 5 of 10 vs. Jeremy Smith, Cincinnati (5 saves); Judd Blackwater, Stockton and A.J. Perry, Utah, 1 of 10 vs. Braden Holtby, South Carolina (9 saves).

Accuracy Shooting

National Conference (11 of 18) d. American Conference (9 of 16)

Individual Winner - Ryan Kinasewich, Utah (4 of 4).

American Conference - Ben Gordon, Reading (4 of 5), Zach Tarkir, South Carolina (4 of 5) and Jeff Prough, Trenton (1 of 6).

National Conference - Ryan Kinasewich, Utah (4 of 4), Shawn Weller, Bakersfield (4 of 6) and Greg Hogeboom, Ontario (3 of 8).

Breakaway Relay

American Conference d. National Conference, 7-5

American Conference vs. David Shantz, Victoria (Saves - 4 of 7) - Nikita Kashirsky, South Carolina (miss); Drew Paris, Gwinnett (goal); Rick Cleaver, Kalamazoo (goal); Elan Duneau, amateur (miss); Matt Schepke, Charlotte (goal); A.J. Thelen, Florida (miss); Maxime Tanguay, Toledo (miss).

National Conference vs. Todd Ford, South Carolina (Saves - 5 of 7) - A.J. Perry, Utah (miss); Nick Mazzolini, Alaska (goal); Taylor Ellington, Victoria (miss); Daniel Hines, amateur (miss); Eric Regan, Bakersfield (miss); John Swanson, Idaho (miss); David Walker, Ontario (goal).

American Conference vs. Richard Bachman, Idaho (Saves - 5 of 7) - Connor Shields, Johnstown (miss); Sam Roberts, Gwinnett (miss); Matt Pierce, Cincinnati (goal); Taylor Portesi, amateur (miss); Jeff Prough, Trenton (miss); Zach Tarkir, South Carolina (miss); Brandon Buck, Florida (goal).

National Conference vs. Jeremy Smith, Cincinnati (Saves - 5 of 7) - Adam Miller, Las Vegas (goal); Brendan Milnamow, Idaho (miss); Judd Blackwater, Stockton (goal); Scott Hansen, amateur (miss); Vic Bartley, Utah (miss); Evan Barlow, Idaho (miss); Peter Lenes, Ontario (miss).

American Conference vs. Timo Pielmeier, Bakersfield (Saves - 5 of 7) - Jacob Micflikier, Florida (miss); Mitch Ganzak, Wheeling (goal); Maxime Gratchev, Elmira (miss); Michael Mitchell, amateur (miss); J.C. Sawyer, Toledo (goal); Justin Donati, Elmira (miss); Ben Gordon, Reading (miss).

National Conference vs. Braden Holtby, South Carolina (Saves - 6 of 7) - Shawn Weller, Bakersfield (miss); Chris D'Alvise, Stockton (miss); John Lammers, Alaska (miss); Matt Jolliff, amateur (miss); Sasha Pokulok, Bakersfield (miss); Ryan Kinasewich, Utah (miss); Greg Hogeboom, Ontario (goal).

Outstanding Goaltender - Braden Holtby, American All-Stars, South Carolina Stingrays (15 of 17 saves)

2009 – Reading, Pennsylvania

National Conference defeated American Conference, 11-5

Attendance – 5,693

Puck Control Relay Team

National Conference (Matt Shasby, Alaska; Justin Taylor, Las Vegas; Matt Pope, Bakersfield) d. American Conference (Travis Morin, South Carolina; Barret Ehgoetz, Cincinnati; Jarret Lukin, Dayton).

Puck Control Relay Individual

American Conference (Johann Kroll, South Carolina) d. National Conference (Ryan Huddy, Stockton).

Fastest Skater

National Conference (14.149 average) d. American Conference (14.222 average)

1. Dan Gendur, Victoria – 13.686
2. Aaron Clarke, Wheeling – 13.816
3. Aaron Brocklehurst, Florida – 14.138
4. Mark Bomersback, Idaho – 14.250
5. Matt Fornataro, Phoenix – 14.511
6. Josh Aspenlind, Elmira – 14.712

Hardest Shot

American Conference (93.87 average) d. National Conference (92.85 average)

1. Dylan Yeo, Victoria – 97.7
2. Matt Cohen, Trenton – 97.1
3. Steve Ward, Reading – 95.2
4. Tim Kraus, Ontario – 94.7
5. Geoff Walker, Ontario – 93.3
6. Elgin Reid, Wheeling – 90.6
- Matthew Ford, Charlotte – 90.6
8. Mike Wilson, Phoenix – 85.7

Rapid Fire

National Conference (20 of 30) d. American Conference (14 of 30)

American Conference (14 of 30) – Ryan Cruthers, Mississippi and Jordan Fox, Gwinnett, 5 of 10 vs. Jean-Philippe Lamoureux, Alaska (5 saves); Ryan Gunderson, Trenton and Bryan Ewing, Wheeling, 3 of 10 vs. John Murray, Ontario (7 saves); Ryan Del Monte, Johnstown and Tyler Doig, Reading, 6 of 10 vs. Joe Fallon (4 saves).

National Conference (20 of 30) Justin Taylor, Las Vegas and Matt Stephenson, Idaho, 8 of 10 vs. Kris Mayotte, Johnstown (2 saves); Tom May, Utah and Matt Pope, Bakersfield, 5 of 10 vs. John Murray, Ontario (5 saves); Jeff May, Las Vegas and Ryan Huddy, Stockton, 7 of 10 vs. Joe Fallon (3 saves).

Accuracy Shooting

American Conference (8 of 24) d. National Conference (6 of 24)

Individual Winner - Cory Urquhart, Stockton was 1-for-1 in tiebreaker to beat Kevin Baker, Florida and Ryan Cruthers, Mississippi.

American Conference - Kevin Baker, Florida (3 of 8), Ryan Cruthers, Mississippi (3 of 8) and Bryan Ewing, Wheeling (2 of 8).

National Conference - Mark Derlago, Bakersfield (2 of 8), Colin Hemingway, Alaska (1 of 8) and Cory Urquhart, Stockton (3 of 8).

Breakaway Relay

National Conference d. American Conference, 4-3

American Conference vs. Jean-Philippe Lamoureux, Alaska (Saves - 4 of 6) - Travis Morin, South Carolina (miss); Jarret Lukin, Dayton (goal); Johann Kroll, South Carolina (miss); Josh Aspenlind, Elmira (miss); Aaron Brocklehurst, Florida (miss); Barret Ehgoetz, Cincinnati (goal).

National Conference vs. Kris Mayotte, Johnstown (Saves - 6 of 6) - Matt Shasby, Alaska (miss); Matt Pope, Bakersfield (miss); Mark Bomersback, Idaho (miss); Dan Gendur, Victoria (miss); Tom May, Utah (miss); Matt Fornataro (miss).

American Conference vs. John Murray, Ontario (Saves - 6 of 6) - Aaron Clarke, Wheeling (miss); Matthew Ford, Charlotte (miss); Matt Cohen, Trenton (miss); Ryan Del Monte, Johnstown (miss); Elgin Reid, Wheeling (miss); Tyler Doig, Reading (miss).

National Conference vs. Michal Neuvirth, South Carolina (Saves - 4 of 6) - Justin Taylor, Las Vegas (goal); Geoff Walker, Ontario (miss); Michael Wilson, Phoenix (goal); Tom May, Utah (miss); Dylan Yeo, Victoria (miss); Tim Kraus, Ontario (miss).

American Conference vs. Joe Fallon, Fresno (Saves - 5 of 6) - Kevin Baker, Florida (miss); Jordan Fox, Gwinnett (miss); Ryan Gunderson, Trenton (miss); Ryan Cruthers, Mississippi (goal); Bryan Ewing, Wheeling (miss); Steve Ward, Reading (miss).

National Conference vs. David Leggio, Florida (Saves - 4 of 6) - Colin Hemingway, Alaska (goal); Ryan Huddy, Stockton (goal); Matt Stephenson, Idaho (miss); Mark Derlago, Bakersfield (miss); Jeff May, Las Vegas (miss) and Cory Urquhart, Stockton (miss).

Outstanding Goaltender - Kris Mayotte, American All-Stars, Johnstown Chiefs (14 of 16 saves)

2008 - Stockton, California

National Conference defeated American Conference, 19-16

Attendance - 3,370

Puck Control Relay Team

American Conference (Jean-Claude Sawyer, Pensacola; Travis Morin, South Carolina; David Desharnais, Cincinnati) d. National Conference (Peter Ferraro, Las Vegas; Keith Johnson, Utah; Justin Bourne, Utah).

Puck Control Relay Individual

American Conference (Yannick Tifu, Dayton) d. National Conference (Oren Eizenman, Fresno).

Fastest Skater

National Conference (14.66 average) d. American Conference (14.74 average)

1. Andy Contois, Stockton - 14.39
2. Jordan Owens, Charlotte - 14.44
3. Ryan Garlock, Johnstown - 14.47
4. Todd Griffith, Bakersfield - 14.53
5. Peder Skinner, Phoenix - 15.06
6. Tyler Doig, Columbia - 15.30

Hardest Shot

American Conference (94.9 average) d. National Conference (91.4 average)

1. Jamie Milam, Gwinnett - 99.3
2. Matt Beaudoin, Dayton - 94.9
3. Jon D'Aversa, Wheeling - 94.5
4. Kevin Truelson, Bakersfield - 92.1
5. Brad Farynuk, Stockton - 91.9
6. Darrell Hay, Idaho - 90.1

Rapid Fire

American Conference tie, National Conference, 21-21

American Conference (21 of 30) - Ryan Menei, Mississippi and John McNabb, Texas, 2 of 10 vs. Julien Ellis (8 saves); Brett Hemingway, Reading and David Desharnais, Cincinnati, 3 of 10 vs. Kellen Briggs, Idaho (7 saves); Adrian Veideman, Augusta and Tomas Kudelka, Elmira 4 of 10 vs. Daniel Manzato, Las Vegas (6 saves).

National Conference (21 of 30) - Greg Rallo, Idaho and Brian Yandle, Phoenix, 3 of 10 vs. Craig Kowalski, Gwinnett (7 saves); Ryan MacMurchy, Stockton and Oren Eizenman, Fresno 2 of 10 vs. Anton Khudobin, Texas (8 saves); Kenny MacAulay, Fresno and Josh Soares, Alaska, 4 of 10 vs. Justin Peters, Florida (6 saves).

Accuracy Shooting

National Conference (8 of 20) d. American Conference (7 of 24).

Individual Winner - Ash Goldie, Victoria - (4 of 4).

National Conference - Ash Goldie, Victoria (4 of 4), Oren Eizenman, Fresno (3 of 8), Josh Soares, Alaska (1 of 8).

American Conference - Ryan Gunderson, Trenton (3 of 8), Tyler Doig, Columbia (3 of 8), Matt Beaudoin, Dayton (1 of 8).

Breakaway Relay

National Conference d. American Conference, 5-3

American Conference vs. Julien Ellis, Victoria (Saves 5 of 6) - Yannick Tifu, Dayton (goal); Jordan Owens, Charlotte (miss); Jon D'Aversa, Wheeling (miss); Jean-Claude Sawyer, Pensacola (miss); Travis Morin, South Carolina (miss); Tyler Doig, Columbia (miss).

National Conference vs. Craig Kowalski, Gwinnett (Saves 5 of 6) - Ash Goldie, Victoria (miss); Keith Johnson, Utah (goal); Oren Eizenman, Fresno (miss); Jason Dest, Las Vegas (miss); Igor Gongalsky, Fresno (miss); Brad Farynuk, Stockton (miss).

American Conference vs. Kellen Briggs, Idaho (Saves 4 of 6) - Yannick Tifu, Dayton (miss); Ryan Gunderson, Trenton (goal); Ryan Garlock, Johnstown (miss); Mathieu Melanson, Florida (goal); Tomas Kudelka, Elmira (miss); Ryan Menei, Columbia (miss).

National Conference vs. Justin Peters, Florida (Saves 4 of 6) - Peter Ferraro, Las Vegas (miss); Darrell Hay, Idaho (miss); Justin Bourne, Utah (miss); Kenny MacAulay, Fresno (miss); Josh Soares, Alaska (goal); Andy Contois, Stockton (goal).

American Conference vs. Daniel Manzato, Las Vegas (Saves 6 of 6) - John McNabb, Texas (miss); Jamie Milam, Gwinnett (miss); Matt Beaudoin, Dayton (miss); Adrian Veideman, Augusta (miss); Brett Hemingway, Reading (miss); David Desharnais, Cincinnati (miss).

National Conference vs. Anton Khudobin, Texas (Saves 4 of 6) - Greg Rallo, Idaho (miss); Todd Griffith, Bakersfield (miss); Brian Yandle, Phoenix (goal); Kevin Truelson, Bakersfield (goal); Peder Skinner, Phoenix (miss); Ryan MacMurchy, Stockton, (miss).

Outstanding Goaltender - Craig Kowalski, American All-Stars, Gwinnett Gladiators (12 of 16 saves)

2007 - Boise, Idaho

American Conference defeated National Conference, 20-11
Attendance - 4,371

Puck Control Relay Team

American Conference (Mike Madill, Texas; Brad Schell, Gwinnett; Paul Bissonnette, Wheeling) d. National Conference (Andy Sertich, Utah; Kevin Croxton, Alaska; Luke Curtin, Fresno).

Puck Control Relay Individual

American Conference (Mike Jarmuth, Columbia) d. National Conference (Tyler Mosienko, Las Vegas).

Fastest Skater

National Conference (14.878 average) d. American Conference (14.956 average)

1. Ryan Lang, Augusta - 14.654
2. Joe Jensen, Wheeling - 14.690
3. Todd Griffith, Bakersfield - 14.753
4. Troy Bodie, Stockton - 14.933
5. Jason Krischuk, Las Vegas - 14.948
6. Rob Rankin, Pensacola - 15.526

Hardest Shot

American Conference (94.9 average) d. National Conference (92.4 average)

1. Jon Awe, Gwinnett - 102.2
2. Derek Nesbitt, Idaho - 95.4
3. Paul Albers, Texas - 93.9
4. Darrell Hay, Idaho - 92.5
5. Greg Hogeboom, Reading - 92.4
6. T.J. McElroy, South Carolina - 90.9
7. Tom Walsh, Fresno - 89.4
8. Rane Carnegie, Bakersfield - 88.3

Rapid Fire

American Conference d. National Conference, 23-22

National Conference (23 of 30) - Todd Griffith, Bakersfield and Dave Pszenyczny, Phoenix, 3 of 10 vs. Adam Berkhoel, Dayton (7 saves); Milan Gajic, Victoria and Brandon Schwartz, Long Beach, 3 of 10 vs. Cedrick Desjardins, Cincinnati (7 saves); Nathan Martz, Stockton and Derek Nesbitt, Idaho, 1 of 10 vs. David Shantz, Florida (9 saves).

American Conference (22 of 30) - Jamie Tardif, Toledo and Bruce Graham, Charlotte, 0 of 10 vs. Ryan MacDonald, Fresno (10 saves); Kevin Baker, Texas and Colton Fretter, Gwinnett, 3 of 10 vs. Ryan MacDonald, Fresno (7 saves); Ken Magowan, Toledo and Maxime Boisclair, Johnstown, 5 of 10 vs. Devan Dubnyk, Stockton (5 saves).

Accuracy Shooting

National Conference (11 of 21) d. American Conference (8 of 21).

Individual Winner - John Laliberte, Trenton - (4 of 5).

National Conference - Beau Geisler, Stockton (4 of 6), Julian Talbot, Alaska (3 of 8), Greg Rallo, Idaho (4 of 7).

American Conference - Greg Hogeboom, Reading (2 of 8), John Laliberte, Trenton (4 of 5), Colton Fretter, Gwinnett (2 of 8).

Breakaway Relay

American Conference d. National Conference, 7-2

American Conference vs. Ryan MacDonald, Fresno (Saves 5 of 6) - Kevin Baker, Texas (miss); Paul Albers, Texas (miss); Maxime Boisclair, Johnstown (miss); Joe Jenson, Wheeling (miss); Colton Fretter, Gwinnett (miss); Jon Awe, Gwinnett (made).

National Conference vs. Adam Berkhoel, Dayton (Saves 6 of 6) - Troy Bodie, Stockton (miss); Beau Geisler, Stockton (miss); Rane Carnegie, Bakersfield (miss); Kevin Croxton, Alaska (miss); Darrell Hay, Idaho (miss); Luke Curtin, Fresno (miss).

American Conference vs. Devan Dubnyk, Stockton (Saves 3 of 6) - Greg Hogeboom, Reading (miss); Ryan Lang, Augusta (made); Paul Bissonnette, Wheeling (made); John Laliberte, Trenton (miss); Bruce Graham, Charlotte (made); T.J. McElroy, South Carolina (miss).

National Conference vs. Cedrick Desjardins, Cincinnati (Saves 5 of 6) - Todd Griffith, Bakersfield (miss); Nathan Martz, Stockton (miss); Jason Kischuk, Las Vegas (made); Tyler Mosienko, Las Vegas (miss); Greg Rallo, Idaho (miss); Dave Pszenyczny, Phoenix (miss).

American Conference vs. Devan Dubnyk, Stockton (Saves 3 of 6) - Ken Magowan, Toledo (made); Jamie Tardif, Toledo (made); Rob Rankin, Pensacola (made); Mike Jarmuth, Columbia (miss); Brad Schell, Gwinnett (miss); Mike Madill, Texas (miss).

National Conference vs. David Shantz, Florida (Saves 5 of 6) - Derek Nesbitt, Idaho (miss); Julian Talbot, Alaska (miss); Andy Sertich, Utah (miss); Brandon Schwartz, Long Beach (made); Milan Gajic, Victoria (miss); Tom Walsh, Fresno (miss).

Outstanding Goaltender - Ryan MacDonald, National All-Stars, Fresno Falcons (15 of 16 saves)

2006 - Fresno, California

National Conference defeated American Conference, 15-8

Attendance - 4,711

Puck Control Relay Team

National Conference (Alex Leavitt, Alaska; Luke Curtin, Fresno; Steeve Villeneuve, Long Beach) d. American Conference (Jeff Legue, South Carolina; Sean Collins, Wheeling; Gerry Burke, Toledo).

Puck Control Relay Individual

National Conference (Justin Aikins, Long Beach) d. American Conference (Luke Fulghum, Pensacola).

Fastest Skater

National Conference (14.723 average) d. American Conference (14.895 average)

1. Jesse Bennefield, San Diego - 14.576
2. Chris Lee, Florida - 14.747
3. Shawn Snider, Phoenix - 14.755
4. Daniel Sisca, Florida - 14.804
5. Garrett Bembridge, Idaho - 14.850
6. Brandon Nolan, Columbia - 15.134

Hardest Shot

National Conference (93.3 average) d. American Conference (89.8 average)

1. Christian Larrivee, Long Beach - 96.7
2. Steve Lingren, Victoria - 94.3
3. Mike Gabinet, Idaho - 92.5
4. T.J. Kemp, Reading - 92.5
5. Rory Rawlyk, Charlotte - 91.4
6. Dustin VanBallegooie, Fresno - 89.7
7. Ernie Hartlieb, Florida - 87.7
8. Brian Passmore, Augusta - 87.6

Rapid Fire

National Conference d. American Conference, 24-15

National Conference (24 of 30) - Mike Lalonde, Stockton and Jesse Bennefield, San Diego, 4 of 10 vs. Jonathan Boutin, Johnstown (6 saves); D'Arcy McConvey, Idaho and Marco Peluso, Las Vegas, 5 of 10 vs. Jeff Glass, Charlotte (5 saves); Ryan Gaucher, Alaska and Scott Basiuk, Bakersfield, 6 of 10 vs. Andy Franck, Wheeling (4 saves).

American Conference (15 of 30) - Scott Bertoli, Trenton and T.J. Kemp, Reading, 1 of 10 vs. Marc Magliarditi, Las Vegas (9 saves); Jeff Campbell, Gwinnett and Tyson Teplitsky, Dayton, 2 of 10 vs. Brett Jaeger, Fresno (8 saves); Tyler Mosienko, Greenville and Troy Milam, Gwinnett, 3 of 10 vs. Jake Moreland, Stockton (7 saves).

Accuracy Shooting

National Conference (11 of 22) d. American Conference (7 of 22).

Individual Winner - Gerry Burke, Toledo, Adam Taylor, Victoria and Garrett Bembridge, Idaho - (4 of 7).

National Conference - Adam Taylor, Victoria (4 of 7) and 1 of 2 in tiebreaker, Garrett Bembridge, Idaho (4 of 7), Matt Craig, Utah (3 of 8).

American Conference - Gerry Burke, Toledo (4 of 7) and 1 of 1 in tiebreaker, Guillaume Desbiens, Gwinnett (2 of 8), Sean Collins, Wheeling (1 of 7).

Breakaway Relay

National Conference d. American Conference, 8-6

American Conference vs. Jake Moreland, Stockton (Saves 2 of 6) - Sean Collins, Wheeling (made); T.J. Kemp, Reading (miss); Jeff Legue, South Carolina (made); Tyler Mosienko, Greenville (made); Chris Lee, Florida (miss); Guillaume Desbiens, Gwinnett (made).

National Conference vs. Andy Franck, Wheeling (Saves 2 of 6) - Matt Craig, Utah (made); Jesse Bennefield, San Diego (miss); Steeve Villeneuve, Long Beach (made); Alex Leavitt, Alaska (made); Mike Gabinet, Idaho (made); Adam Taylor, Victoria (miss).

American Conference vs. Brett Jaeger, Fresno (Saves 4 of 6) - Luke Fulghum, Pensacola (miss); Daniel Sisca, Florida (made); Gerry Burke, Toledo (miss); Brandon Nolan, Columbia (made); Tyson Teplitsky, Dayton (miss); Jeff Campbell, Gwinnett (miss).

National Conference vs. Jeff Glass, Charlotte (Saves 5 of 6) - Christian Larrivee, Long Beach (miss); Shawn Snider, Phoenix (miss); Steve Lingren, Victoria (made); Garrett Bembridge, Idaho (miss); Dustin VanBallegooie, Fresno (miss); Marco Peluso, Las Vegas (miss).

American Conference vs. Marc Magliarditi, Las Vegas (Saves 6 of 6) - Brian Passmore, Augusta (miss); Rory Rawlyk, Charlotte (miss); Troy Milam, Gwinnett (miss); Sean Collins, Wheeling (miss); Ernie Hartlieb, Florida (miss); Scott Bertoli, Trenton (miss).

National Conference vs. Jonathan Boutin, Johnstown (Saves 3 of 6) - Ryan Gaucher, Alaska (made); Justin Aikins, Long Beach (made); Scott Basiuk, Bakersfield (miss); Mike Lalonde, Stockton (made); D'Arcy McConvey, Idaho (miss); Luke Curtin, Fresno (miss).

Outstanding Goaltender - Marc Magliarditi, National All-Stars, Las Vegas Wranglers (15 of 16 saves)

2005 - Reading, Pennsylvania

National Conference defeated American Conference, 10-9

Attendance - 6,000

Puck Control Relay Team

National Conference (Marco Rosa, Long Beach; Dana Lattery, Las Vegas; Ryan Kinasewich, Reading) d. American Conference (Mark Ardelan, South Carolina; Jeff Campbell, Gwinnett; Carl Mallette, Greenville)

Puck Control Relay Individual

National Conference (Andrew Canzanello, San Diego) d. American Conference (Tyler Beechey, Pensacola)

Fastest Skater

American Conference (14.536 average) d. National Conference (14.622 average)

1. Mark Mullen, Pee Dee - 14.299
2. Connor James, Bakersfield - 14.413
3. Joey Tenute, South Carolina - 14.521
4. Tyler Kolarik, Dayton - 14.680
5. Brent Robinson, Trenton - 14.774
6. Jim Jackson, Gwinnett - 14.789

Hardest Shot

National Conference (91.48 average) d. American Conference (90.68 average)

1. Dan Eberly, Toledo - 97.0
2. Jeff Hutchins, Mississippi - 92.1
3. Stephen Wood, Trenton - 92.0
4. Greg Amadio, Columbia - 91.5
5. Ken Magowan, Augusta - 90.5
6. Patrick Wellar, Peoria - 89.4
7. Corey Neilson, Pensacola - 88.6
8. Guy Dupuis, Bakersfield - 87.1

Rapid Fire

National Conference d. American Conference, 9-6

American Conference (6 of 30) - Matt Pagnutti, Florida and Brian Collins, Pee Dee, 3 of 10 vs. Barry Brust (7 saves); Ryan Glenn, Charlotte and Lou Dickenson, Texas, 2 of 10 vs. Chris Madden, Long Beach (8 saves); Carl Mallette, Greenville and Joey Tenute, South Carolina, 1 of 10 vs. Frank Doyle (9 saves)

National Conference (9 of 30) - Chris Minard, Alaska and Brent Robinson, Trenton, 1 of 10 vs. Mike Minard, Columbia (9 saves); Nate Forster, Victoria and Dan Tessier, Fresno, 3 of 10 vs. Todd Ford, Pensacola (7 saves); Marco Rosa, Long Beach and Jon Francisco, Reading, 5 of 10 vs. Nathan Marsters, Louisiana (5 saves)

Accuracy Shooting

American Conference (9 of 21) d. National Conference (8 of 24)

Individual Winner - Brett Engelhardt, Gwinnett and Derek Edwardson, Atlantic City - (4 of 6)

American Conference - Nicolas Corbeil, Mississippi (4 of 7), Matt Hendricks, Florida (1 of 8), Brett Engelhardt, Gwinnett (4 of 6)

National Conference - Derek Edwardson, Atlantic City (4 of 6), Jean Desrochers, Johnstown (3 of 8), Tyler Kolarik, Dayton (1 of 8)

Breakaway Relay

American Conference d. National Conference

National Conference vs. Nathan Marsters, Louisiana (Saves 4 of 6) - Luke Curtin, Atlantic City (made); Connor James, Bakersfield (missed); Dana Lattery, Las Vegas (missed); Patrick Wellar, Peoria (missed); Andrew Canzanello, San Diego (made); Dan Tessier, Fresno (missed)

American Conference vs. Frank Doyle, Idaho (Saves 3 of 6) - Lou Dickenson, Texas (missed); Brian Collins, Pee Dee (missed); Ken Magowan, Augusta (made); Mark Ardelan, South Carolina (made); Jim Jackson, Gwinnett (made); Jeff Hutchins, Mississippi (missed)

National Conference vs. Todd Ford, Pensacola (Saves 4 of 6) - Marco Rosa, Long Beach (missed); Tyler Kolarik, Dayton (missed); Ryan Kinasewich, Reading (missed); Nate Forster, Victoria (made); Dan Eberly, Toledo (missed); Jean Desrochers, Johnstown (made)

American Conference vs. Chris Madden, Long Beach (Saves 5 of 6) - Tyler Beechey, Pensacola (missed); Matt Hendricks, Florida (made); Greg Amadio, Columbia (missed); Carl Mallette, Greenville (missed); Mark Mullen, Pee Dee (missed); Jeff Campbell, Gwinnett (missed)

National Conference vs. Mike Minard, Columbia (Saves 5 of 6) - Chris Minard, Alaska (missed); Derek Edwardson, Atlantic City (made); Guy Dupuis, Bakersfield (missed); Brent Robinson, Trenton (missed); Stephen Wood, Trenton (missed); Jon Francisco, Reading (missed)

American Conference vs. Barry Brust, Reading (Saves - 5 of 6) - Matt Pagnutti, Florida (made); Nicolas Corbeil, Mississippi (missed); Brett Engelhardt, Gwinnett (missed); Joey Tenute, South Carolina (missed); Corey Neilson, Pensacola (missed); Ryan Glenn, Charlotte (missed)

Outstanding Goaltender - Mike Minard, American All-Stars, Columbia Inferno (14 of 16 saves)

2004 - Peoria, Illinois

Eastern Conference defeated Western Conference, 11-10

Puck Control Relay Team

Eastern Conference (Kevin Spiewak, South Carolina; Tom Reimann, Greensboro; and Alexandre Burrows, Columbia) d. Western Conference (David Comacchia, Idaho; Greg Jacina, Augusta; and Greg Barber, San Diego)

Puck Control Relay Individual

Eastern Conference (Jon Zion, Reading) d. Western Conference (Brent Gauvreau, Mississippi)

Fastest Skater

Eastern Conference (14.508 average) d. Western Conference (15.074 average)

1. Kevin Spiewak, South Carolina, 14.166
2. Sam Paolini, Atlantic City, 14.550
3. Brian McCullough, Florida, 14.808
4. Joe Talbot, Alaska, 14.791
5. Jean-Francois Plourde, Columbus, 15.033
6. Kevin Truelson, Fresno, 15.399

Hardest Shot

Western Conference (92.775 average) d. Eastern Conference (92.375 average)

1. Ben Storey, Louisiana, 96.3
2. Randy Rowe, Peoria, 94.1
2. Brian Fahey, Atlantic City, 94.1
4. Troy Milam, Gwinnett, 93.0
5. Morten Ask, Toledo, 91.2
6. Dave Cousineau, Las Vegas, 91.1
7. Corey Neilson, Pensacola, 90.7
8. Nate Kiser, Dayton, 90.1

Rapid Fire

Western Conference d. Eastern Conference, 7-4

Eastern Conference (4 of 30) – Jason Notermann, Johnstown and Mark McRae, Florence, 1 of 10 vs. Frederic Cloutier, Louisiana (9 saves); Jason Maleyko, Cincinnati, and Brian McCullough, Florida, 3 of 10 vs. Michael Garnett, Gwinnett (7 saves); Chris Lynch, Greenville and Dusty Jamieson, Charlotte, 0 of 10 vs. Dan Ellis, Idaho (10 saves)

Western Conference (7 of 30) – Justin Kelly, Las Vegas, and Charles Linglet, Alaska, 1 of 10 vs. Scott Stirling, Atlantic City (9 saves); Andrew Ianiero, Bakersfield and John Snowden, Texas, 3 of 10 vs. Chris Houle, Trenton (7 saves); Greg Chambers, Pensacola and Nick Ganga, Long Beach, 3 of 10 vs. Cory Campbell, Johnstown (7 saves)

Accuracy Shooting

Eastern Conference (9 of 23) d. Western Conference (8 of 23)

Individual Winner – Steffon Walby, Mississippi (4 of 8)

Eastern Conference – Shawn Limpricht, Roanoke (3 of 7), David Masse, Reading (3 of 8), Jason Jaffray, Wheeling (3 of 8)

Western Conference – Jean-Francois Plourde, Columbus (1 of 8), Justin Kelly, Las Vegas (3 of 7), Steffon Walby, Mississippi (4 of 8)

Breakaway Relay

Eastern Conference d. Western Conference

Western Conference vs. Cory Campbell, Johnstown (Saves – 4 of 6) – Charles Linglet, Alaska (made), Greg Jacina, Augusta (made), Andrew Ianiero, Bakersfield (missed), Jean-Francois Plourde, Columbus (missed), Kevin Truelson, Fresno (missed), Troy Milam, Gwinnett (missed)

Eastern Conference vs. Dan Ellis, Idaho (Saves – 2 of 6) – Sam Paolini, Atlantic City (made), Dusty Jamieson, Charlotte (made), Jason Maleyko, Cincinnati (made), Alexandre Burrows, Columbia (missed), Nate Kiser, Dayton (missed), Mark McRae, Florence (made)

Western Conference vs. Chris Houle, Trenton (Saves – 4 of 6) – David Comacchia, Idaho (missed), Greg Chambers, Pensacola (missed), Dave Cousineau, Las Vegas (missed), Nick Ganga, Long Beach (made), Ben Storey, Louisiana (made), Steffon Walby, Mississippi (missed)

Eastern Conference vs. Frederic Cloutier, Louisiana (Saves – 5 of 6) – Brian Fahey, Atlantic City (missed), Brian McCullough, Florida (missed), Tom Reimann, Greensboro (missed), Chris Lynch, Greenville (missed), Jason Notermann, Johnstown (made), David Masse, Reading (missed)

Western Conference vs. Scott Stirling, Atlantic City (Saves – 4 of 6) – Justin Kelly, Las Vegas (missed), Brent Gauvreau, Mississippi (missed), Corey Neilson, Pensacola (missed), Greg Barber, San Diego (made), John Snowden, Texas (missed), Joe Talbot, Alaska (made)

Eastern Conference vs. Michael Garnett, Gwinnett (Saves – 5 of 6) – Jon Zion, Reading (missed), Shawn Limpricht, Roanoke (missed), Kevin Spiewak, South Carolina (made), Morten Ask, Toledo (missed), Jason Jaffray, Wheeling (missed), Randy Rowe, Peoria (missed)

Outstanding Goaltender – Frederic Cloutier, Western All-Stars, Louisiana IceGators (14 of 16 saves)

2003 - Estero, Florida

Northern Conference defeated Southern Conference, 12-9

Puck Control Relay Team

Southern Conference (Buddy Smith, Arkansas; Mike Glumac, Pee Dee; and Brad Williamson, South Carolina) d. Northern Conference (Takahito Suzuki, Charlotte; Simon Tremblay, Reading; Nick Parillo, Toledo)

Puck Control Relay Individual

Southern Conference (Justin Morrison, Columbia) d. Northern Conference (Zenon Konopka, Wheeling)

Fastest Skater

Southern Conference (14.863 average) d. Northern Conference (15.136 average)

1. Justin Morrison, Columbia, 14.61
2. Laurent Meunier, Florida, 14.85
3. Brian McCullough, Reading, 14.86
4. Chris McNamara, Wheeling, 14.91
5. Buddy Smith, Arkansas, 15.13
6. Ryan Gaucher, Cincinnati, 15.64

Hardest Shot

Northern Conference (91.06 average) d. Southern Conference (89.95 average)

1. Tyler Renette, Peoria, 95.0 mph
2. Pierre-Luc Courchesne, Johnstown, 94.4 mph
3. Ryan O'Keefe, Pensacola, 93.1 mph
4. Corey Hessler, Columbia, 92.5 mph
5. Rod Sarich, Louisiana, 91.0 mph
6. Andrew Ianiero, Dayton, 83.8 mph
7. Marty Johnston, Florida, 83.2 mph

Rapid Fire

Northern Conference d. Southern Conference, 13-12

Northern Conference (13 of 24) – Jim Henkel, Atlantic City and Dustin Wood, Trenton, 5 of 8; Jason Jaffray, Roanoke, and Zenon Konopka, Wheeling, 5 of 8; Jon Zion, Richmond and Kevin Colley, Atlantic City, 3 of 8

Southern Conference (12 of 24) – Kent Davyduke, Mississippi, and Judd Medak, Greenville, 3 of 8; Mike Glumac, Pee Dee and Steffon Walby, Mississippi, 5 of 8; Rejean Stringer, Columbia and Jim Baxter, Mississippi, 4 of 8

Accuracy Shooting

Northern Conference (11 of 19) d. Southern Conference (8 of 24)

Individual Winner – Jason Jaffray, Roanoke (4 of 5)

Northern Conference – Brad Rooney, Reading (4 of 6), Jamie Herrington, Richmond (3 of 8), Jason Jaffray, Roanoke (4 of 5)

Southern Conference – Joe Guenther, Baton Rouge (2 of 8), J.J. Hunter, Columbus (2 of 8), Aaron Schneekloth, South Carolina (4 of 6)

Breakaway Relay

Northern Conference d. Southern Conference, 7-6

Northern Conference vs. Matt Underhill, Pee Dee – Zenon Konopka, Wheeling (goal), Jim Henkel, Atlantic City (miss), Ryan Gaucher, Cincinnati (miss), Takahito Suzuki, Charlotte (goal), Chris McNamara, Wheeling (miss), Andrew Ianiero, Dayton (miss)

Southern Conference vs. Dan Lombard, Richmond – Patrick Yetman, Augusta (miss), Justin Morrison, Columbia (miss), Brad Williamson, South Carolina (miss), Steffon Walby, Mississippi (miss), Buddy Smith, Arkansas (goal), Ryan O'Keefe, Pensacola (goal)

Northern Conference vs. Adam Hauser, Jackson – Simon Tremblay, Reading (miss), Nick Parillo, Toledo (miss), Brian McCullough, Reading (goal), Pierre-Luc Courchesne, Johnstown (miss), Tyler Renette, Peoria (goal), Jon Zion, Richmond (miss)

Southern Conference vs. Scott Stirling, Atlantic City – Rejean Stringer, Columbia (goal), Mike Glumac, Pee Dee (goal), Aaron Schneekloth, South Carolina (miss), Joe Guenther, Baton Rouge (miss), Corey Hessler, Columbia (miss), Laurent Meunier, Florida (miss)

Northern Conference vs. Rob Zepp, Florida – Brad Rooney, Reading (miss), Geno Parrish, Greensboro (miss), Jason Jaffray, Roanoke (goal), Jamie Herrington, Richmond (miss), Kevin Colley, Atlantic City (goal), Dustin Wood, Trenton (goal)

Southern Conference vs. Mike Smith, Lexington – Judd Medak, Greenville (miss), J.J. Hunter, Columbus (miss), Kent Davyduke, Mississippi (miss), Rod Sarich, Louisiana (miss), Jim Baxter, Mississippi (goal), Marty Johnston, Florida (miss)

Outstanding Goaltender – Dan Lombard, Richmond and Mike Smith, Lexington, Northern All-Stars

2002 - Trenton, New Jersey

Southern Conference defeated Northern Conference, 16-8

Puck Control Relay Team

Southern Conference (Patrick Yetman, Augusta; Kevin Mitchell, Louisiana; and Ryan Fultz, Arkansas) d. Northern Conference (Andrei Lupandin, Greensboro; Vern Fiddler, Roanoke; and Lars Pettersen, Richmond)

Puck Control Relay Individual

Northern Conference (Arvid Rekis, Peoria) d. Southern Conference (Mikko Sivonen, New Orleans)

Fastest Skater

Southern Conference (14.528 average) d. Northern Conference (14.565 average)

1. Louis Dumont (Southern), Pensacola, 14.049
2. David Gove (Northern), Johnstown, 14.348
3. Ben Stafford (Northern), Trenton, 14.379
4. Francois Fortier (Southern), Mississippi, 14.406
5. Dylan Gyori (Northern), Wheeling, 14.986
6. Steve Rymsha (Southern), Greenville, 15.130

Hardest Shot

Southern Conference (94.30 average) d. Northern Conference (87.65 average)

1. Briane Thompson (Southern), Florida, 98.0 mph
2. Gregor Krajnc (Southern), Pee Dee, 96.4 mph
3. Allan Sirois (Southern), Pee Dee, 94.1 mph
4. Matt Desrosiers (Northern), Dayton, 92.8 mph
5. Ryan Knox (Southern), Mobile, 88.7 mph
6. Magnus Nilsson (Northern), Toledo, 87.6 mph
7. Pat Leahy (Northern), Trenton, 90.7 mph
8. Erik Anderson (Northern), Cincinnati, 83.4 mph

Rapid Fire

Southern Conference d. Northern Conference, 11-10

Southern Conference (20 of 30)- Ken Carroll, Reading, 5 of 10; Frederic Cloutier, Louisiana, 10 of 10; Chris Madden, Macon, 9 of 10.

Northern Conference (19 of 30)- Curtis Sanford, Peoria, 5 of 10; Joel Laing, Wheeling, 7 of 10; Scott Meyer, Charlotte, 7 of 10

Accuracy Shooting

Southern Conference (9 of 22) d. Northern Conference (8 of 24)

1. Darren Tiemstra (Southern), Columbus, 4 of 6
2. Mat Snesrud (Southern), Baton Rouge, 4 of 8
3. Garrett Prosofsky (Northern), Richmond, 3 of 8
4. Roger Trudeau (Southern), Greenville, 2 of 7
5. Rick Kowalsky (Northern), Roanoke, 2 of 7
6. Justin Harney (Northern), Charlotte, 2 of 7

Breakaway Relay

Southern Conference d. Northern Conference, 8-5

Southern Conference (13 of 18)- Chris Madden, Macon, 4 of 6; Frederic Cloutier, Louisiana, 5 of 6; Ken Carroll, Jackson, 4 of 6

Northern goal scorers: Garrett Prosofsky, Richmond; Justin Harney, Charlotte; Simon Tremblay, Reading; Rick Kowalsky, Roanoke; Matt Desrosiers, Dayton

Northern Conference (10 of 18)- Joel Laing, Wheeling, 4 of 6; Scott Meyer, Charlotte, 3 of 6; Curtis Sanford, Peoria, 3 of 6

Southern goal scorers: Gregor Krajnc, Pee Dee; Briane Thompson, Florida; Roger Trudeau, Greenville; Ryan Knox, Mobile; Allan Sirois, Pee Dee; Darren Tiemstra, Columbus; John Sadowski, Mobile; Louis Dumont, Pensacola

2001 - North Little Rock, Arkansas

Southern Conference defeated Northern Conference, 15-5

Puck Control Relay Team

Southern Conference (Josh Harrold, Mobile; Vratislav Cech, Greenville; and Aaron Brand, Arkansas) d. Northern Conference (Richard Pitirri, Richmond; Joel Irwin, Greensboro; and Scott King, Charlotte)

Puck Control Relay Individual

Northern Conference (Kevin Hilton, Charlotte) d. Southern Conference (Jeff Bes, Jackson)

Fastest Skater

Southern Conference (14.774 average) d. Northern Conference (15.045 average)

1. Brent Cullaton (Southern), Tallahassee, 14.345
2. Darren Clark (Northern), Peoria, 14.804
3. Cody Bowtell (Southern), Mississippi, 14.987
4. Bobby Russell (Southern), Jackson, 14.998
5. Brian McCullough (Northern), Richmond, 15.122
6. Eric Schneider (Northern), Johnstown, 15.211

Hardest Shot

Southern Conference (95.05 average) d. Northern Conference (91.6 average)

1. Martin Bartek (Southern), New Orleans, 98.7 mph
2. Chris Valicevic (Southern), Louisiana, 95.8 mph
3. Tom Nemeth (Northern), Dayton, 94.6 mph
4. Matt Demarski (Southern), Florida, 94.0 mph
5. Mike Vellinga (Northern), Johnstown, 92.3 mph
6. Eric Long (Southern), Arkansas, 91.7 mph
7. Jamie Sokolsky (Northern), Greensboro, 90.7 mph
8. Justin Harney (Northern), Charlotte, 88.8 mph

Rapid Fire

Southern Conference d. Northern Conference, 12-4

Southern Conference (26 of 30)- Kirk Daubenspeck, South Carolina, 7 of 10; Brian Leitz, Baton Rouge, 10 of 10; Jason Saal, Louisiana, 9 of 10

Northern Conference (18 of 30)- Scott Stirling, Trenton, 5 of 10; Alex Westlund, Dayton, 7 of 10; Kenric Exner, Peoria, 6 of 10

Accuracy Shooting

Southern Conference (9 of 22) d. Northern Conference (8 of 24)

1. Eric Long (Southern), Arkansas, 4 of 6
2. Eduard Pershin (Southern), Birmingham, 4 of 8
3. Chris Slater (Northern), Wheeling, 3 of 8
4. Jeff Sproat (Northern), Roanoke, 3 of 8
5. Calvin Elfring (Northern), Roanoke, 2 of 8
6. Dany Bousquet (Southern), Pee Dee, 1 of 8

Breakaway Relay

Southern Conference d. Northern Conference, 7-4

Southern Conference (14 of 18)- Kirk Daubenspeck, South Carolina, 4 of 6; Brian Leitz, Baton Rouge, 5 of 6; Jason Saal, Louisiana, 5 of 6

Northern goal scorers: Kevin Hilton, Charlotte; Scott Bertoli, Trenton; Chris Slater, Wheeling; Justin Harney, Charlotte

Northern Conference (11 of 18)- Scott Stirling, Trenton, 3 of 6; Alex Westlund, Dayton, 5 of 6; Kenric Exner, Peoria, 3 of 6

Southern goal scorers: Eduard Pershin, Birmingham; Jonas Soling, Augusta; Martin Bartek, New Orleans; Dany Bousquet, Pee Dee; Josh Harrold, Mobile; Vratislav Cech, Greenville; Likit Andersson, Augusta

2000 - Greenville, South Carolina

Northern Conference defeated Southern Conference, 11-8

Puck Control Relay Team

Southern Conference (Steve O'Brien, Arkansas; Ryan Gaucher, Mississippi; and John McNabb, Pensacola) d. Northern Conference (Alexei Krovopuskov, Greensboro; Jason Lawmaster, Peoria; and Curtis Wilgosh)

Puck Control Relay Individual

Northern Conference (Calvin Elfring, Roanoke) d. Southern Conference (Wes Mason, Augusta)

Fastest Skater

Northern Conference (14.965 average) d. Southern Conference (16.911 average)

1. Ryan Kraft (Northern), Richmond, 14.477
2. Bobby Stewart (Southern), Mobile, 14.348
3. Mark Murphy (Northern), Trenton, 15.107
4. Buddy Smith (Southern), Pee Dee, 15.236
5. Chad Ackerman (Northern), Hampton Roads, 15.313
6. Jeff Lazaro (Southern), New Orleans, 20.435

Hardest Shot

Southern Conference (92.6 average) d. Northern Conference (92.25 average)

1. Derrick Walsler (Northern), Johnstown, 95.7 mph
2. Chris Valicevic (Southern), Louisiana, 95.6 mph
3. Chad Ackerman (Northern), Hampton Roads, 95.5 mph
4. Kelly Perrault (Southern), Birmingham, 94.5 mph
5. Neil Fewster (Southern), Greenville, 91.4 mph
6. Chris Gignac (Northern), Toledo, 89.4 mph
7. Olivier Morin (Southern), Tallahassee, 88.9 mph
8. Joel Irving (Northern), Johnstown, 88.4 mph

Rapid Fire

Southern Conference d. Northern Conference, 9-7

Southern Conference (23 of 30)- Paxton Schafer, Pee Dee, 8 of 10; David Brumby, Jackson, 8 of 10; Jeff Maund, Florida, 7 of 10

Northern Conference (21 of 30)- Sean Matile, Richmond, 7 of 10; Bujar Amidovski, Trenton, 6 of 10; Jan Lasak, Hampton Roads, 8 of 10

Accuracy Shooting

Northern Conference (5 of 24) d. Southern Conference (4 of 24)

1. Jeff Mitchell (Northern), Dayton, 2 of 8
2. Andrew Williamson (Northern), Toledo, 2 of 8
3. Dany Bousquet (Southern), Pee Dee, 2 of 8
4. Sean Venedam (Southern), Greenville, 2 of 8
5. Marc Tropper (Northern), Charlotte, 1 of 8
6. Luke Curtin (Southern), Baton Rouge, 0 of 8

Breakaway Relay

Northern Conference d. Southern Conference, 5-4

Southern Conference (13 of 18)- Paxton Schafer, Pee Dee, 4 of 6; David Brumby, Jackson, 5 of 6; Jeff Maund, Florida, 4 of 6

Northern goal scorers: Unknown

Northern Conference (14 of 18)- Sean Matile, Richmond, 5 of 6; Bujar Amidovski, Trenton, 6 of 6; Jan Lasak, Hampton Roads, 3 of 6

Southern goal scorers: Unknown

1999 - Biloxi, Mississippi

Southern Conference defeated Northern Conference, 13-8

Puck Control Relay Team

Southern Conference (Kelly Hurd, Mississippi; Dave Seitz, South Carolina; and Dana Mulvihill, Greenville) d. Northern Conference (Participants Unknown)

Puck Control Relay Individual

Southern Conference (Patrick Rochon, Mississippi) d. Northern Conference (Jamie Thompson, Peoria)

Fastest Skater

Southern Conference d. Northern Conference, 2-1

1. Jamie Thompson, Northern Conference, d. Jonas Soling, Southern Conference, 14.524
2. John Varga, Southern Conference, d. Arturs Kupaks, Northern Conference, 14.330
3. Patrick Rochon, Southern Conference, d. Ryan Kraft, Northern Conference, 14.020

Hardest Shot

Southern Conference (96.15 average) d. Northern Conference (91.38 average)

1. Jaroslav Obsut (Southern Conference), Augusta, 99.3 mph
2. Jakub Ficenc (Northern Conference), Johnstown, 97.7 mph
3. Chris Valicevic (Southern Conference), Louisiana, 97.4 mph
4. Chris Hynnes (Southern Conference), South Carolina, 97.4 mph
5. Karl Infanger (Northern Conference), Wheeling, 91.9 mph
6. Jan Kobezda (Southern Conference), Tallahassee, 90.5 mph
7. Tom O'Connor (Northern Conference), Wheeling, 88.6 mph
8. Darren Maloney (Northern Conference), Peoria, 87.3 mph

Rapid Fire

Northern Conference d. Southern Conference, 14-11

Northern Conference (29 of 40) – Maxime Gingras, Richmond, 17 of 20, Matt Mullin, Toledo, 12 of 20

Southern Conference (26 of 40) – Bujar Amidvoski, Louisiana, 14 of 20, Chris Wickenheiser, New Orleans, 12 of 20

Accuracy Shooting

Southern Conference (11 of 20) d. Northern Conference (4 of 24)

Individual Winner – Dave Seitz, South Carolina (4 of 5)

Northern Conference – Bret Meyers, Columbus (3 of 8), Jamie Ling, Dayton (0 of 8), Andrew Williamson, Toledo (1 of 8)

Southern Conference – Cail MacLean, Jacksonville (4 of 7), Dave Seitz, South Carolina (4 of 5), Jason Elders, Mobile (3 of 8)

Breakaway Relay

Northern Conference d. Southern Conference, 6-5

Northern Conference, 13 of 18

Gingras, Richmond, 8 of 9; Mullin, Toledo, 5 of 9

Goal scorers: Ling, Birmingham, Blaznek, Kraft, Harmer, and Williamson.

Southern Conference, 11 of 17

Amidovski, Louisiana, 6 of 8; Wickenheiser, New Orleans, 5 of 9

1998 - Lafayette, Louisiana

Canadian All-Stars defeated USA/World All-Stars 10-8

Puck Control Relay Team

Canadian All-Stars d. USA/World All-Stars, 2-0

Canadian All-Stars (Brian Goudie, Pee Dee; Jim Bermingham, Huntington; and Doug Evans, Peoria) d. USA/World All-Stars (Cal Ingraham, Tallahassee; Kris Cantu, Roanoke; and Chris Phelps, Hampton Roads)

Puck Control Relay Individual

Canadian All-Stars (Tom Nemeth, Dayton) d. USA/World All-Stars (Don Parsons, Louisiana)

Fastest Skater

USA/World All-Stars (14.089 average) d. Southern Conference (14.590 average)

1. Jeff Lazaro (USA/World), New Orleans, 13.395
2. Eric Boguniecki (USA/World), Dayton, 14.068
3. Kory Karlander (Canada), Raleigh, 14.256
4. Mike Latendresse (Canada), Wheeling, 14.485
5. Dave Seitz (USA/World), South Carolina, 14.804
6. Dany Bousquet (Canada), Birmingham, 15.031

Hardest Shot

Canadian All-Stars, (90.5 average) d. USA/World All-Stars, (89.67 average)

1. Chris Valicevic (USA/World), Louisiana, 95.6 mph
2. Chris Hynnes (Canada), South Carolina, 94.3 mph
3. Andy MacIntyre (Canada), Jacksonville, 91.4 mph
4. Kelly Hultgren (USA/World), Pensacola, 91.2 mph
5. Sean Venedam (Canada), Toledo, 90.0 mph
6. Beau Bilek (USA/World), Columbus, 89.6 mph
7. Louis Bernard (Canada), Toledo, 86.3 mph
8. Kevin Hilton (USA/World), Mobile, 82.6 mph

Rapid Fire

Canadian All-Stars d. USA/World All-Stars, 10-9

USA/World All-Stars (20 of 30) – Tripp Tracy, Richmond, 11 of 20; Sinuhe Wallinheimo, Mississippi, 9 of 10

Canadian All-Stars (21 of 30) – Sean Gauthier, Richmond, 15 of 20; Sebastien Charpentier, Hampton Roads, 6 of 10

Accuracy Shooting

USA/World All-Stars (9 of 23) d. Canadian All-Stars (4 of 24)

USA/World All-Stars – Denny Felsner, Chesapeake (2 of 8); Andrew Shier, Richmond (3 of 8); John Spoltore, Louisiana (4 of 7)

Canadian All-Stars – Vashi Nedomansky, Pee Dee (2 of 8); Jean-Guy Trudel (0 of 8); Sheldon Gorski, Louisville (2 of 8)

Breakaway Relay

Canadian All-Stars d. USA/World All-Stars, 6-4

Canadian All-Stars, 14 of 18

Sebastien Charpentier, Hampton Roads, (6 of 9); Sean Gauthier, Pensacola (8 of 9)

USA/World goal scorers: Unknown

USA/World All-Stars, 12 of 18

Sinuhe Wallinheimo, Mississippi, (4 of 9); Tripp Tracy, Richmond, (8 of 9)

Canadian goal scorers: Unknown

ECHL ALL-STAR GAME PARTICIPANTS

- A -

Player
 Aagaard, Mikkel
 Ackerman, Chad
 Agosta, Justin
 Aikins, Justin
 Alber, Patch
 Albers, Paul
 Allan, Sandy
 Allen, Sean
 Amadio, Greg
 Amidovski, Bujar
 Ammirato, Roman
 Anderson, Erik
 Anderson, Likit
 Aneloski, Bryce
 Archambault, Olivier
 Arcobello, Mark
 Ardelan, Mark
 Ask, Morten
 Aspenlind, Josh
 Atwal, Arvin
 Aube, J.F.
 Awe, Jon

- B -

Player
 Bachman, Richard (G)
 Baddock, Brandon
 Baier, Eric
 Baker, Kevin
 Balkovec, Maco
 Barber, Greg
 Barlow, Evan
 Barnes, Tyler
 Bartek, Martin
 Bartley, Vic
 Bashkirov, Andrei
 Basiuk, Scott
 Baxter, Jim
 Beatty, Jason
 Beaubien, Frederick (G)
 Beaudoin, J.M.
 Beaudoin, Matt
 Bechard, Jerome
 Beechey, Tyler
 Belanger, Hugo P.
 Bell, Myles
 Bembridge, Garrett
 Bennefield, Jesse
 Bennett, Rick
 Berdnikov, Sergei
 Berg, Bob
 Berger, Phil
 Bergeron, Chris
 Berkhoel, Adam (G)
 Birmingham, Jim
 Bernard, Louis
 Bertoli, Scott
 Bes, Jeff
 Besse, Grant
 Beskorowany, Tyler (G)
 Bidwill, Arthur
 Bilek, Beau
 Bissonnette, Paul
 Blackwater, Judd
 Blaznek, Joe
 Bleackley, Conner
 Bligh, Nick
 Bodie, Troy
 Boguniecki, Eric
 Boh, Aaron
 Bohmbach, Andy
 Boisclair, Maxime
 Bomersback, Mark
 Bonar, Sean (G)
 Booth, Derek
 Borsoi, Zachary
 Boulton, Eric
 Bourne, Justin
 Bousquet, Dany
 Boutin, Jonathan (G)
 Bowman, Collin
 Bowtell, Cody
 Brace, Riley
 Bradford, Erik
 Brady, Lance
 Bradshaw, Cullen
 Brand, Aaron
 Breton, Alex
 Briggs, Kellen (G)
 Brocklehurst, Aaron
 Broda, Joel
 Brodzinski, Michael
 Broll, David

ECHL Team (Year)
 ADK (2017)
 HRD (2000)
 MAN (2017)
 LBH (2006)
 ADK (2017)
 TEX (2007)
 LVL (1997)
 WIC (2020)
 CBA (2005)
 LA (1999), TRE (2000)
 NOR (2020)
 CIN (2002)
 AUG (2001)
 ORL (2015)
 AK (2015)
 STK (2011)
 SC (2005)
 TOL (2004)
 ELM (2009)
 CIN (2019)
 CHR (1997, 1999)
 GWT (2007)

ECHL Team (Year)
 IDH (2010)
 ADK (2017)
 ORL (2015)
 TEX (2007), FLA (2009)
 JAX (1996)
 SDG (2004)
 IDH (2010)
 TOL (2015)
 NO (2001)
 UTA (2010)
 HNT (1997)
 BAK (2006)
 MIS (2003)
 COL (2013)
 MIS (1997)
 BAK (2011)
 DAY (2008)
 BIR (1993)
 PEN (2005)
 NSH (1996)
 EVN (2015)
 IDH (2006)
 SDG (2006)
 JAX (1996)
 CHR (1995)
 LA (1996)
 GBM (1993, 1994)
 BIR (1995, 1996)
 DAY (2007)
 HNT (1996, 1998, 1999)
 TOL (1998)
 TRE (2001, 2006)
 PEN (2001)
 NOR (2018)
 IDH (2011)
 COL (2013)
 COH (1997, 1998)
 WHL (2007)
 STK (2010)
 RMD (1999)
 TUL (2018)
 ADK (2017)
 STK (2007)
 DAY (1998)
 COH (1995, 1996)
 TOL (2011)
 JHN (2007)
 IDH (2009)
 ORL (2015)
 TOL (1993), SC (1995)
 WIC (2020)
 CHR (1997)
 UTA (2008)
 BIR (1998),
 PD (2000, 2001)
 JHN (2006)
 COL (2013, 2015)
 MIS (2001)
 WHL (2015)
 UTA (2017)
 BIR (1997, 1998)
 ADK (2017)
 ARK (2001)
 ALN (2019)
 IDH (2008)
 FLA (2009)
 BAK (2011)
 ORL (2020)
 ORL (2015)

Player
 Brooks, Alex
 Brosseau, David
 Brown, Adam (G)
 Brown, Bobby
 Brown, Cam
 Buck, Brandon
 Burfoot, Scott
 Burgdoerfer, Erik
 Burke, Gerry
 Burman, Mike
 Burrows, Alexandre
 Bushee, Kyle
 Buzzco, Justin

Player
 Cadden, Cory
 Calder, Shane
 Cammarata, Taylor
 Campbell, Cory
 Campbell, Jeff
 Cannata, Joe
 Cantu, Kris
 Canzanello, Andrew
 Capson, Greg
 Carnegie, Rane
 Carroll, Ken
 Cascaldena, Jay
 Cech, Vratislav
 Ceman, Dan
 Cepis, Jacob
 Chambers, Greg
 Chaput, Dan
 Charpentier, Sebastien
 Cherniwchan, Andrew
 Christian, Tim
 Chunchukov, Alex
 Clark, Darren
 Clarke, Aaron
 Cleaver, Rick
 Cloutier, Frederic
 Coetzee, Willie
 Cohen, Matt
 Colbourne, Darren
 Coles, Bruce
 Colley, Kevin
 Collins, Brian
 Collins, Sean
 Cook, Joe
 Contois, Andy
 Corbeil, Nicolas
 Cornacchia, David
 Costello, Chad
 Courchesne, Pierre-Luc
 Cousineau, Dave
 Cox, Joe
 Craievich, Dave
 Craig, Matt
 Crandall, Justin
 Crane, Chris
 Crawford, Marcus
 Crinella, Peter
 Croxton, Kevin
 Cruthers, Ryan
 Culkun, Ryan
 Cullaton, Brent
 Curtin, Luke

Player
 D'Alvise, Chris
 D'Aversa, Jon
 Daavettila, Trent
 Danforth, Justin
 Daniels, Kimbi
 Daubenspeck, Kirk (G)
 David, Jean-Francois
 Davyduke, Kent
 Deadmarsh, Jake
 DelGuidice, Matt (G)
 Della Rovere, Stefan
 Del Monte, Ryan
 Demarski, Matt
 Demmans, Trevor
 Derlago, Mark
 Desbiens, Guillaume
 Desharnais, David
 Desharnais, Vincent
 Desjardins, Cedrick (G)

ECHL Team (Year)
 IND (2019)
 CHR (1997)
 COL (2013)
 DAY (1999)
 WHL (2020)
 FLA (2010)
 RV (1993), HVL (1994),
 ERIE (1995), RMD (1998)
 BAK (2011)
 TOL (2006)
 RMD (1996)
 CBA (2004)
 KAL (2018)
 ATL (2017)

- C -

ECHL Team (Year)
 KNX (1994)
 PEN (1999)
 SC (2018)
 JHN (2004)
 GWT (2005, 2006)
 ONT (2015)
 RNK (1998)
 SDG (2005)
 GBM (1993)
 BAK (2007)
 REA (2002)
 BAK (2011)
 GRV (2001)
 HRD (1999)
 ORL (2015)
 PEN (2004)
 HRD (1994)
 HRD (1998)
 SC (2019)
 RNK (1996)
 JHN (1997)
 PEO (2001)
 WHL (2009)
 KAL (2010)
 LA (2002, 2004)
 TOL (2013)
 TRE (2009)
 RMD (1994)
 JHN (1993)
 ATC (2002, 2003)
 PD (2005)
 WHL (2006)
 COH (1994)
 STK (2008)
 MIS (2005)
 IDH (2004)
 ALN (2017)
 JHN (2003)
 LV (2004)
 FLA (2019)
 BIR (1994, 1995)
 MOB (1996)
 UTA (2006)
 REA (2017)
 MO (2015), WIC (2020)
 TOL (2019)
 WIC (2020)
 AK (2007)
 MIS (2009)
 ADK (2017)
 TAL (2001)
 BR (1999, 2000), ATC
 (2005), FRE (2006, 2007)

- D -

ECHL Team (Year)
 STK (2010)
 WHL (2008)
 COL (2013)
 CIN (2018)
 CHR (1997)
 SC (2001)
 BAK (2011)
 MIS (2003)
 CHR (1997)
 RAL (1994)
 ORL (2015)
 JHN (2009)
 FLA (2001)
 PD (2001)
 BAK (2009), IDH (2011)
 GWT (2006)
 CIN (2008)
 WIC (2020)
 CIN (2007)

ECHL All-Star Game Participants - 455

Player
 Desrochers, Jean
 Desrosiers, Matt
 Dest, Jason
 Dexter, Brad
 DiDiomete, Devin
 Dickenson, Lou
 Dienes, Christopher
 Doig, Tyler
 Donald, Derek
 Donati, Justin
 Dorowicz, Spencer
 Doyle, Frank (G)
 Dubnyk, Devan (G)

 Dumas, Rob

 Dumont, Louis
 Dupuis, Guy
 Duszak, Joseph
 Dyukov, Roman

ECHL Team (Year)
 JHN (2005)
 DAY (2002)
 LV (2008)
 SC (2000)
 COL (2013)
 TEX (2005)
 JAX (2018)
 CBA (2008), REA (2009)
 DAY (1994)
 ELM (2010)
 WIC (2020)
 IDH (2005)
 STK (2007)

 NSH (1993, 1994),
 TAL (1997)
 PEN (2002)
 BAK (2005)
 NFL (2020)
 ADK (2017)

Player
 Ganzak, Mitch
 Garbowski, Matt
 Gardiner, Reid
 Garlock, Ryan
 Garnett, Michael (G)
 Gaucher, Ryan

 Gauthier, Danick
 Gauthier, Sean (G)
 Gauvreau, Brent
 Gazley, Dustin
 Geisler, Beau
 Gendur, Dan
 Gergen, Michael
 Gervais, Victor
 Gibson, Steve
 Gignac, Chris
 Gillam, Mitch (G)
 Ginand, Ryan
 Gingras, Maxime (G)
 Gladney, Jason
 Glass, Jeff (G)
 Glenn, Ryan
 Glotov, Vasilii
 Godfrey, Josh
 Goers, Barry
 Goldie, Ash
 Gongalsky, Igor
 Gordon, Ben
 Gorski, Sheldon
 Goudie, Brian
 Goulakos, Spiro
 Gould, Justin
 Goulet, Stephane
 Gove, David
 Graham, Bruce
 Gratchev, Maxime
 Gravelle, Dan
 Griffith, Todd
 Grubauer, Philipp
 Gruhl, Scott
 Guenther, Joe
 Gunderson, Ryan
 Gyori, Dylan

ECHL Team (Year)
 WHL (2010)
 COL (2017)
 KAL (2019)
 JHN (2008)
 GWT (2004)
 MIS (2000), CIN (2003)
 AK (2006)
 WIC (2015)
 PEN (1998)
 MIS (2004)
 ELM (2013)
 STK (2007)
 VIC (2009)
 BAK (2011)
 HRD (1993, 1994)
 WHL (1995, 1996)
 TOL (2000)
 WOR (2019), WIC (2020)
 TRE (2011)
 RMD (1999)
 TOL (1996, 1997)
 CHR (2006)
 CHR (2005)
 CIN (2019)
 SC (2011)
 LV (2011)
 VIC (2008)
 FRE (2008)
 REA (2010)
 LVL (1993), MIA (1998)
 PD (1998)
 GRN (2017)
 CHR (1997)
 BAK (2011)
 JHN (2002)
 CHR (2007)
 ELM (2010)
 GBM (1994)
 BAK (2007, 2008)
 WIC (2020)
 REA (2013)
 RMD (1995)
 BR (2003)
 TRE (2008, 2009)
 WHL (2002)

- E -

Player
 Eberly, Dan
 Edgerton, Devin
 Edwardson, Derek
 Ehgoetz, Barret
 Eizenman, Oren
 Elders, Jason
 Elfring, Cal
 Elick, Mickey
 Ellington, Taylor
 Ellis, Dan
 Ellis, Julien
 Elmer, Jake
 Enga, R.J.
 Engelhardt, Brett
 Estephan, Giorgio
 Evans, Doug
 Everson, Marshall
 Ewing, Bryan
 Exell, Billy
 Exner, Kenric
 Ezekiel, Norm

ECHL Team (Year)
 TOL (2005)
 WHL (1993)
 ATC (2005)
 CIN (2009)
 FRE (2008)
 MOB (1997, 1999)
 RNK (2000, 2001)
 CHR (1997)
 VIC (2010), CIN (2013)
 IDH (2004)
 VIC (2008)
 MNE (2020)
 NSH (1996)
 GWT (2005)
 NFL (2019)
 PEO (1998)
 ORL (2015)
 WHL (2009)
 WIC (2020)
 PEO (2001)
 COL (2013)

Player
 Eberly, Dan
 Edgerton, Devin
 Edwardson, Derek
 Ehgoetz, Barret
 Eizenman, Oren
 Elders, Jason
 Elfring, Cal
 Elick, Mickey
 Ellington, Taylor
 Ellis, Dan
 Ellis, Julien
 Elmer, Jake
 Enga, R.J.
 Engelhardt, Brett
 Estephan, Giorgio
 Evans, Doug
 Everson, Marshall
 Ewing, Bryan
 Exell, Billy
 Exner, Kenric
 Ezekiel, Norm

- H -

Player
 Fahey, Brian
 Falkovsky, Stepan
 Fallon, Joe
 Farynuk, Brad
 Fawcett, Tyson
 Federow, Seaton
 Felsner, Denny
 Ferraro, Peter
 Fewster, Neil
 Ficenece, Jakub
 Fiddler, Vern
 Fielding, Drew
 Finch, Geoff
 Findlay, Brett
 Fitzpatrick, Blaine
 Flanagan, Joe
 Fleury, Sylvain
 Flomenhofs, Steve
 Flynn, Brendan
 Ford, Matthew
 Ford, Todd
 Fornataro, Matt
 Forney, Michael
 Forster, Nate
 Fortier, Francois
 Fournier, Gleason
 Fournier, Stefan
 Fox, Jordan
 Foy, Chris
 Francisco, Jon
 Franck, Andy
 Francis, Chris
 Frantti, Gord
 Fraser, Dana
 Fretter, Colton
 Fulcher, Kaden (G)
 Fulghum, Luke
 Fultz, Ryan
 Fyten, Austin

ECHL Team (Year)
 ATC (2004)
 ADK (2017)
 FRE (2009)
 STK (2008)
 BRM (2015)
 TOL (2019)
 CHS (1998)
 LV (2008)
 GRV (2000)
 JHN (1999)
 RNK (2002)
 ADK (2017)
 WHL (1995)
 ORL (2015)
 PEO (2000)
 BIR (1993, 1994)
 SC (1994)
 KNX (1995)
 RMD (1993)
 CHR (2009)
 PEN (2005), SC (2010)
 PHX (2009)
 GWT (2011), COL (2013)
 VIC (2005)
 MIS (2002)
 ORL (2015)
 WIC (2020)
 GWT (2009)
 SC (1996)
 REA (2005)
 WHL (2006)
 LV (2013)
 HNT (1994)
 ADK (2017)
 GWT (2007)
 TOL (2019)
 PEN (2006)
 ARK (2002)
 IDH (2013)

Player
 Haar, Garret
 Haddon, Steve
 Harmer, Duane
 Harney, Justin
 Harrold, Josh
 Harstad, Aaron
 Hartje, Tod
 Hartlieb, Ernie
 Hau, A.J.
 Hauser, Adam
 Hay, Darrell
 Hemingway, Brett
 Hemingway, Colin
 Hendricks, Matt
 Henkel, Jim
 Henry, James
 Hensick, T.J.
 Herrington, Jamie
 Hersh, Harold
 Hessler, Corey
 Hicks, Alex
 Hicks, Jamey
 Hilton, Kevin
 Hodgman, Justin
 Hoffman, Kevin
 Hogeboom, Greg
 Holby, Braden
 Hood, Dylan
 Hotham, Andrew
 Houk, Joe
 Houle, Chris
 Huddy, Ryan
 Hudson, Woody
 Hughes, Gunnar
 Hultgren, Kelly
 Huntebrinker, Michael
 Hunter, J.J.
 Hurd, Kelly
 Hutchins, Jeff
 Hynes, Chris

ECHL Team (Year)
 SC (2015)
 COL (2013)
 RNK (1999, 2000)
 WHL (2001), CHR (2002)
 MOB (2001)
 NOR (2017)
 NSH (1995)
 FLA (2006)
 COL (2013)
 REA (2003)
 IDH (2007, 2008)
 REA (2008)
 AK (2009)
 FLA (2005)
 ATC (2003)
 ADK (2017, 2018)
 TOL (2019)
 RMD (2003)
 JHN (1998)
 CBA (2003)
 TOL (1993)
 BIR (1999)
 MOB (1998), CHR (2001)
 FW (2019)
 RAL (1997)
 REA (2007), (ONT 2010)
 SC (2010)
 COL (2013)
 WHL (2013)
 GRN (2018)
 TRE (2004)
 STK (2009)
 WOR (2018)
 ADK (2017)
 PEN (1998)
 REA (2018)
 CGA (2003)
 MIS (1999)
 MIS (2005)
 SC (1998, 1999)

- G -

Player
 Gabinet, Mike
 Gagnon, Dave (G)
 Gajic, Milan
 Galuppo, Sandy (G)
 Ganga, Nick
 Gannon, Jake

ECHL Team (Year)
 IDH (2006)
 RNK (1995)
 VIC (2007)
 DAY (1993)
 LBH (2004)
 UTA (2011)

456 - ECHL All-Star Game Participants

- I -

Player
Iacobellis, Steven
Ianiero, Andrew

Infanger, Karl
Ingraham, Cal
Irving, Joel
Irwin, Joel

ECHL Team (Year)
WIC (2019)
AUG (2003)
BAK (2004, 2011)
WHL (1999)
TAL (1996, 1998)
JHN (2000)
GBO (2001)

- J -

Player
Jablonski, Jeff
Jacina, Greg
Jackson, Jim
Jaffray, Jason
Jaeger, Brett (G)
James, Connor
Jamieson, Dusty
Jarmuth, Mike
Jenks, A.J.
Jensen, Joe
Jobe, Trevor
Johnson, Keith
Johnston, Marty
Jones, Kyle (G)
Judson, Rick

ECHL Team (Year)
TOL (1993), RNK (1997)
AUG (2004)
GWT (2005)
RNK (2003), WHL (2004)
FRE (2006)
BAK (2005)
CHR (2004)
CBA (2007)
TOL (2019)
WHL (2007)
NSH (1993)
UTA (2008)
FLA (2003)
COL (2013)
TOL (1994, 1996)

- K -

Player
Kacir, Marian
Kane, Shaun
Karlander, Kory
Kashirsky, Nikita
Kaunisto, Ray
Kelly, Justin
Kea, Justin
Kemp, T.J.
Kempffler, Mick
Kenney, Jay
Kessel, Blake
Kesselring, Casey
Kestner, Josh
Keup, Ben
Khudobin, Anton
Killeen, Patrick
Kinasewich, Ryan
King, Scott
Kirton, Scott
Kiser, Nate
Knodel, Eric
Knox, Ryan
Kobezda, Jan
Kolarik, Tyler
Kolomatits, David
Konik, Brad
Konopka, Zenon
Kowalski, Craig
Kowalski, Rick
Kraft, Ryan
Krajnc, Gregor
Kraus, Tim
Krischuk, Jason
Kroll, Johann
Krovopuskov, Alexei
Krushelnyski, Alex
Kudelka, Tomas
Kupacs, Arturs
Kurker, Sam

ECHL Team (Year)
NSH (1996)
COH (1993)
RAL (1998)
SC (2010)
COL (2013)
LV (2004)
TOL (2019)
REA (2006)
CHR (1997)
CHR (1997)
ORL (2015)
JHN (1999)
TOL (2020)
DAY (2001)
TEX (2008)
WHL (2011)
REA (2005), UTA (2010)
CHR (2001)
CHR (1997)
DAY (2004)
CIN (2017)
MOB (2002)
TAL (1999)
DAY (2005)
MAN (2019)
CHR (1997)
WHL (2003)
GWT (2008)
HRD (1995), RNK (2003)
RMD (1999, 2000)
PD (2002)
ONT (2009)
LV (2007)
SC (2009)
GBO (2000)
UTA (2015)
ELM (2008)
GBM (1995), CHS (1999)
MAN (2018)

- L -

Player
LaFleur, Brian
Laing, Joel
Laliberte, John
Lalonde, Mike
Lammers, John
Lamoureux, Jean-Philippe
Lampe, Eric
Lane, Phil
Lang, Ryan
Langkow, Chris
Larribee, Christian
Larson, Nick
Lasak, Jan (G)
Latendresse, Mike
Lattery, Dana
Lawmaster, Jason
Lazaro, Jeff
Leahy, Pat
Leask, Rob
Leavens, Daniel
Leavitt, Alex
Lee, Chris
Lee, Mike (G)

ECHL Team (Year)
PEN (1998)
WHL (2002)
TRE (2007)
STK (2006)
AK (2010)
AK (2009)
ELM (2011)
ATL (2018)
AUG (2007)
AK (2011)
LBH (2006)
ORL (2015)
HRD (2002)
WHL (1998)
LV (2005)
PEO (2000)
NO (1999, 2000)
TRE (2002)
JHN (1994, 1995)
TOL (2019)
AK (2006)
FLA (2006)
GWT (2013)

Player
Lefebvre, Guillaume
Leggett, Alan
Leggio, David
Legue, Jeff
Leitza, Brian
Lenes, Peter
Lewadniuk, Aaron
Libby, Matt
Limpricht, Shawn
Lindgren, Terry
Ling, Jamie
Linglet, Charles
Lingren, Steve

Linnel, Derek
Lizon, Erick
Lombard, Dan
Long, Andrew
Long, Eric
Lough, Kevin
Lukin, Jarret
Lupandin, Andrei
Luukkonen, Ukka-Pekka (G)
Lynch, Chris

ECHL Team (Year)
BAK (2011)
RAL (1993, 1994)
FLA (2009)
SC (2006)
BR (2001)
ONT (2010)
ONT (2011)
TRE (2002)
RNK (2004)
LVL (1997)
DAY (1999, 2000)
AK (2004)
DAY (1995, 1996),
VIC (2006)
RAL (1995)
BAK (2011)
RMD (2003)
TAL (2001)
ARK (2001)
ADK (2017)
DAY (2009)
GBO (2002)
CIN (2020)
GRV (2004)

- M -

Player
MacArthur, Peter
MacAulay, Kenny
Macaulay, Scott
MacDonald, Ryan (G)
MacIntyre, Andy
MacIsaac, Andy
Makowski, David
MacLean, Gail
MacMurchy, Ryan
Madden, Chris (G)
Madill, Mike
Maggio, Daniel
Magliarditi, Marc (G)
Magowan, Ken
Maher, Jim
Malcolm, Jeff (G)
Maleyko, Jason
Mallette, Carl
Maloney, Darren
Manderson, Denver
Manning, Blair
Manzato, Daniel
Marchin, Tommy
Marcoux, Mike
Marcoux, Etienne
Marshall, Paul
Marsters, Nathan
Martin, James
Martz, Nathan
Mason, Wes
Masse, David
Matile, Sean
Maund, Jeff
May, Jeff
May, Johnno
May, Tom
Maylan, Justin
Maylan, Kris
Mazzolini, Nick
McAvoy, Spencer
McConvey, D'Arcy
McCullough, Brian

ECHL Team (Year)
ADK (2017)
FRE (2008), STK (2009)
TUL (2015)
FRE (2007)
JAX (1998)
HRD (1993)
ALN (2018)
JAX (1999), TRE (2001)
STK (2008)
MAC (2002), LBH (2005)
TEX (2007)
FW (2013)
LV (2006)
AUG (2005), TOL (2007)
TOL (1995)
GRN (2015)
CIN (2004)
DAY (2005)
PEO (1997, 1999)
ORL (1997)
BR (2005)
LV (2008)
ATL (2020)
GRN (2013)
IND (2018)
BIR (1993, 1994)
LA (2005)
FW (2015)
STK (2007)
AUG (2000)
REA (2004)
RMD (2000)
FLA (2000)
LV (2009)
GRN (2019)
UTA (2009)
STK (2013)
JHN (2009)
AK (2010)
ORL (2015)
IDH (2006)
RMD (2001), REA (2003),
FLA (2004)
SC (2007)
LV (2007)
ERIE (1995)
ORL (2015)
PEN (2000), TEX (2008)
WHL (2003)
SC (2017)
PD (2004)
GRV (2003)
FLA (2008)
MIS (2008)
PEN (1997)
FLA (2003)
CHR (2002)
COH (1999)
FLA (2010)
HRD (1994)
GWT (2008)
GWT (2004, 2006)
LV (2010)
DAY (1997)
ERIE (1993)
IDH (2010)
SC (2020)
AK (2005)
CBA (2005)
JAX (2019)

Player
 Mirabile, Steve
 Mitani, Darcy
 Mitchell, Jeff
 Mitchell, Kevin
 Mizzi, Preston
 Moon, Nathan
 Moore, Bryan
 Moreland, Jake
 Morency, Pascal
 Morin, Olivier
 Morin, Travis
 Morissette, Alain
 Morris, Keith
 Morrison, Justin
 Mosienko, Tyler
 Motte, C.J.
 Mullahy, Brad
 Mullen, Mark
 Mullin, Matt
 Mulvihill, Dana
 Murphy, Mark
 Murray, John
 Murray, Mike
 Mychan, Jesse

ECHL Team (Year)
 HRD (1993)
 CHR (1997)
 DAY (2000)
 LA (2000)
 DAY (2002)
 EVN (2013)
 TOL (2019)
 STK (2006)
 BAK (2011)
 TAL (2000)
 SC (2008, 2009)
 LVL (1996)
 COH (1996)
 CBA (2003)
 GRV (2006), LV (2007)
 QC (2017)
 BIR (1994)
 PD (2005)
 TOL (1999)
 GRV (1999)
 TRE (2000)
 ONT (2009)
 KNX (1993)
 COL (2018)

Player
 Pleskach, Adam
 Plourde, Jean-Francois
 Poapst, Steve
 Pokulok, Sasha
 Pollock, Brett
 Pomichter, Mike
 Pope, Matt
 Povorozniouk, Sam
 Prosofsky, Garrett
 Prough, Jeff
 Pszenyczny, Dave
 Purdie, Dennis
 Pylypuik, Pat

ECHL Team (Year)
 TUL (2019)
 CGA (2004)
 HRD (1993)
 BAK (2010)
 ADK (2017)
 JAX (1997)
 BAK (2009)
 ELM (2017)
 RMD (2002)
 TRE (2010)
 PHX (2007)
 JHN (1995), TOL (1996)
 TOL (1993)

- N -

Player
 Nagle, Pat
 Naglich, Adam
 Naud, Eric
 Neal, Jay
 Neal, Michael
 Nedomansky, Vashi
 Neilson, Corey
 Nemeth, Tom

 Nesbitt, Derek
 Neuvirth, Michal
 Nielsen, Carl
 Nilsson, Magnus
 Nolan, Brandon
 Noren, Darryl
 Norrish, Brady
 Notermann, Jason

ECHL Team (Year)
 TOL (2018, 2019)
 BAK (2011)
 JAX (2000)
 TOL (1995)
 IND (2018)
 PD (1998)
 PEN (2004, 2005)
 DAY (1993, 1994, 1998, 2001)
 IDH (2007)
 SC (2009)
 ORL (2015)
 TOL (2002)
 CBA (2006)
 CHR (1995, 1997, 1998)
 IDH (2020)
 JHN (2004)

Player
 Rallo, Greg
 Rankin, Rob
 Rappana, Kevin
 Raskob, Willie
 Rawlyk, Rory
 Regan, Eric
 Register, Matt
 Reid, Cam
 Reid, Elgin
 Reid, Shawn
 Reier, Mike
 Reimann, Tom
 Rekis, Arvid
 Remackel, Chad
 Rennette, Tyler
 Ricci, Fabrizio
 Richart, Taylor
 Riehl, Kevin
 Riley, Conor
 Robertson, Matt
 Robins, Bobby
 Robbins, Matt
 Roberts, Sam
 Roberts, Tim
 Robins, Trevor
 Robinson, Brent
 Rochon, Patrick (G)
 Roe, Logan
 Rooney, Brad
 Rosa, Marco
 Rosen, Ben
 Ross, Mike
 Rowe, Randy
 Roy, Olivier (G)
 Royal, Eric
 Russell, Bobby
 Ryan, Joey
 Rymsha, Steve

- R -

ECHL Team (Year)
 IDH (2007, 2008)
 PEN (2007)
 CHR (1997)
 QC (2018)
 CHR (2006)
 BAK (2010)
 TOL (2019)
 REA (2015)
 WHL (2009)
 TAL (1998)
 DAY (1993)
 GBO (2004)
 PEO (2002)
 MOB (1998)
 PEO (2003)
 WIC (2020)
 UTA (2020)
 RAL (1995)
 ADK (2017)
 KC (2018)
 BAK (2011)
 CHR (1997)
 GWT (2010)
 WHL (1993, 1995)
 JAX (1996)
 TRE (2005)
 MIS (1999)
 FLA (2020)
 REA (2003)
 LBH (2005)
 ORL (2015)
 SC (1997)
 PEO (2004)
 IDH (2015)
 WHL (1997)
 JCK (2001)
 BAK (2011)
 GRV (2002)

- O -

Player
 O'Brien, Sean
 O'Brien, Steve
 O'Connor, Charlie
 O'Connor, Tom
 O'Hanley, Brian
 O'Keefe, Ryan
 Oates, Matt
 Obsut, Jaroslav
 Osburn, Zach
 Oslanski, Landon
 Ouellet, Dean
 Ouellette, Francis
 Ouellette, Martin
 Ouzas, Michael
 Owens, Jordan

ECHL Team (Year)
 TAL (1996)
 ARK (2004)
 TOL (2019)
 WHL (1999)
 CIN (2011)
 PEN (2003)
 COH (1998)
 AUG (1999)
 KC (2020)
 MO (2015)
 SF (2013)
 WHL (1993)
 FLA (2018)
 LV (2011)
 CHR (2008)

Player
 Saal, Jason (G)
 Sadowski, John
 Sadowy, Dylan
 Safin, Ostap
 Salituro, Dante
 Salvaggio, Jason
 Samuels-Thomas, Jordan
 Sanford, Curtis
 Sarich, Rod
 Sauve, Yann
 Saulnier, Brennan
 Sawyer, J.C.
 Schafer, Paxton
 Schell, Brad
 Schepke, Matt
 Schmidt, Connor
 Schmidt, Greg
 Schmitz, Garrett
 Schneekloth, Aaron
 Schneider, Eric
 Schoen, Bryan (G)
 Schwartz, Brandon
 Schwartz, Darren

- S -

ECHL Team (Year)
 LA (2001)
 MOB (2002)
 TOL (2019)
 WIC (2020)
 RC (2018)
 WIC (2020)
 WOR (2020)
 PEO (2002)
 LA (2003)
 ORL (2015)
 RC (2020)
 PEN (2008), TOL (2010)
 PD (2000)
 GWT (2007)
 CHR (2010)
 TOL (2019)
 SC (2000)
 WIC (2020)
 SC (2003)
 JHN (2001)
 LA (1996)
 LBH (2007)
 WHL (1993, 1994),
 TAL (1995)

 REA (2011)
 CHR (1996, 1997)
 SC (1998, 1999)
 UTA (2007)
 SC (2001)
 ORL (2013)
 ELM (2015)
 FLA (2007), VIC (2010)
 AK (2009)
 ALN (2020)
 CHR (1997)
 JHN (2010)

- P -

Player
 Pacan, David
 Pagnutti, Matt
 Pankewicz, Greg
 Paolini, Sam
 Parillo, Nick
 Paris, Drew
 Parizek, Justin
 Parkkonen, Patrik
 Parlett, Blake
 Parrish, Geno
 Parsons, Don
 Passmore, Brian
 Patterson, James
 Patterson, James
 Peluso, Marco
 Perkins, Darren
 Perna, Mike
 Perreault, Kelly
 Perreault, Nicolas
 Perry, AJ
 Pershin, Eduard
 Peters, Justin (G)
 Petgrave, Matt
 Pettersen, Lars
 Phelps, Chris
 Phillips, Jamie (G)
 Piccinich, J.J.
 Pielmeier, Timo (G)
 Pierce, Matt
 Pierro-Zabotel, Casey
 Pitirri, Richard

ECHL Team (Year)
 BRM (2019)
 FLA (2005)
 PEN (2002)
 ATC (2004)
 TOL (2003)
 GWT (2010)
 IDH (2018)
 WIC (2020)
 GRN (2011)
 GBO (2003)
 BR (1996), LA (1998)
 AUG (2006)
 TOL (2001)
 TOL (2001)
 LV (2006)
 TOL (1994)
 HNT (2000)
 BIR (2000)
 TOL (1996)
 UTA (2010)
 BIR (2001)
 FLA (2008)
 BRM (2018)
 RMD (2002)
 HRD (1995, 1997, 1998)
 TUL (2017)
 TUL (2020)
 BAK (2010)
 CIN (2010)
 GWT (2013)
 RMD (2001)

Scrymgeour, John
 Seher, Kurt
 Seitz, Dave
 Sertich, Andy
 Sessa, Jason
 Severyn, C.J.
 Shamanski, Steven
 Shantz, David (G)
 Shasby, Matt
 Sheehy, Tyler
 Shepard, Ken (G)
 Shields, Connor

458 - All-Star Game Participants

Player
 Shier, Andrew
 Sholl, Tomas (G)
 Sides, Joey
 Siros, Allan
 Sisca, Daniel
 Sivak, Peter
 Sivonen, Mikko
 Sjerven, Grant (G)
 Skinner, Peder
 Slater, Chris
 Slivchenko, Vadim
 Smart, Jason
 Smeltzer, Isaac
 Smereck, Jalen
 Smith, Brandon
 Smith, Buddy
 Smith, Hunter
 Smith, Jeremy (G)
 Smith, Michael
 Smith, Mike (G)
 Smith, Trevor
 Snesar, Shawn
 Snesrud, Mat
 Snetsinger, Brad
 Snider, Shawn
 Snowden, John
 Soares, Josh
 Sokolsky, Jamie
 Soling, Jonas
 Sorenson, Tanner
 Sparks, Garret
 Spiewak, Kevin
 Spoltore, John
 Sproat, Jeff
 Stafford, Ben
 Starrett, Beau
 Starrett, Shane
 Steer, Jamie
 Stephenson, Matt
 Stewart, Bobby
 Stewart, Brian
 Stewart, Glenn
 Stirling, Scott
 Stoflet, Evan
 Stolp, Jeff
 Storey, Ben
 Street, Ben
 Stretch, C.J.
 Stringer, Rejean
 Strueby, Matt
 Strunk, Steve
 Sundstrom, Olie
 Sutter, Lukas
 Suzuki, Takahito
 Swanson, John
 Szmatura, Mike
 Szydowski, Shawn

- T -

Player
 Talbot, Joe
 Talbot, Julian
 Tanguay, Maxime
 Tansey, Kevin
 Tanski, Scott
 Tarasuk, Steven
 Tardif, Jamie
 Tarkir, Zach
 Taylor, Adam
 Taylor, Justin
 Taylor, Mike
 Tenute, Joey
 Tessier, Dan
 Tepplitsky, Tyson
 Thelen, A.J.
 Thibault, Samuel
 Thompson, Briane
 Thompson, Jamie
 Tiemstra, Darren
 Tifu, Yannick
 Timkin, Evgeny
 Topping, Jordan
 Tordjman, Josh
 Tracy, Tripp
 Tremblay, Simon
 Tropper, Marc
 Trudeau, Roger
 Trudel, Jean-Guy
 Truelson, Kevin

ECHL Team (Year)
 RMD (1998)
 IDH (2019)
 COL (2013)
 PD (1999, 2002)
 FLA (2006)
 AK (2017)
 NO (2002)
 RMD (1995)
 PHX (2008)
 WHL (2001)
 WHL (1994, 1995)
 COH (1994)
 COL (2013)
 NOR (2019)
 DAY (1995)
 PD (2000), ARK (2003)
 TOL (2019)
 CIN (2010)
 RNK (1995)
 LEX (2003)
 GBM (1993)
 HRD (1994)
 BR (2002)
 BAK (2011)
 PHX (2006)
 TEX (2004)
 AK (2008)
 GBO (2001)
 AUG (1999, 2001)
 KAL (2017)
 ORL (2015)
 SC (2004)
 LA (1999, 2000)
 RNK (2001)
 TRE (2002)
 WIC (2020)
 WIC (2018)
 LVL (1994)
 IDH (2009)
 MOB (2000)
 BAK (2011)
 GBM (1995), ERIE (1996)
 TRE (2001), ATC (2003, 2004)
 BAK (2011)
 DAY (1995)
 LA (2004)
 WHL (2011)
 ONT (2013)
 CBA (2003)
 COL (2013)
 COH (1993)
 ERIE (1996)
 STK (2015)
 CHR (2003)
 IDH (2010)
 ADK (2019)
 FW (2017)

ECHL Team (Year)
 AK (2004)
 AK (2007)
 TOL (2010)
 MO (2017)
 ORL (2015)
 KAL (2011)
 TOL (2007)
 SC (2010)
 VIC (2006)
 LV (2009)
 RMD (1997)
 SC (2005)
 FRE (2005)
 DAY (2006)
 FLA (2010)
 TOL (2019)
 FLA (2002)
 PEO (1999)
 CGA (2002)
 DAY (2008)
 FLA (2011)
 TOL (2019)
 BAK (2011)
 RMD (1998)
 REA (2002, 2003)
 CHS (1999), CHR (2000)
 GRV (2002)
 PEO (1998)
 FRE (2004) BAK (2008)

Trukhno, Vyacheslav
 Turek, Ryan
 Tyanulin, Artur

- U -

Player
 Ulanski, Kevin
 Ullrich, Mike
 Ulwelling, Matt
 Underhill, Matt
 Urban, Zach
 Urquhart, Cory

- V -

Player
 Vachon, Nick
 Vail, Brady
 Valicevic, Chris

Valk, Curtis
 Vallorani, David
 Valleau, Nolan
 VanBallegoogie, Dustin
 Vandermeer, Peter
 Van Drunen, Dave
 Van Wormer, Jared
 Vallerand, Marc-Olivier
 Varga, John
 Veideman, Adrian
 Vellinga, Mike
 Venedam, Sean
 Verreault, Francis
 Vesey, Nolan
 Villeneuve, Steeve
 Vitucci, Nick

- W -

Player
 Wahl, Mitch
 Walby, Steffon
 Walker, Brenden
 Walker, David
 Walker, Geoff
 Wall, Alex
 Wallinheimo, Simuhea
 Walsler, Derrick
 Walsh, Tom
 Walsh, Travis
 Ward, Brian
 Ward, Colin
 Ward, Steve
 Warren, Brendan
 Watson, Cliff
 Wellar, Patrick
 Weller, Shawn
 Wells, Dylan (G)
 Weninger, Evan (G)
 Weselowski, Riley
 Westlund, Alex (G)
 Wetzell, Todd
 Wheeler, Shawn

Whittle, Jeff
 Wickenheiser, Chris
 Wideman, Alex
 Wildgoose, Lyle
 Wilgosh, Curtis
 Williamson, Andrew
 Williamson, Brad
 Wilson, Michael
 Wolfe, Greg
 Wood, Dustin
 Wood, Stephen
 Woolf, Mark
 Wrenn, William
 Wydo, Cody

- Y -

Player
 Yandle, Brian
 Yates, Trevor
 Yeo, Dylan
 Yetman, Patrick
 Young, Michael

- Z -

Player
 Zajac, Nolan
 Zapolski, Ryan
 Zepp, Rob
 Zion, Jon

BAK (2011)
 VIC (2011)
 FW (2018)

ECHL Team (Year)
 COL (2013)
 ORL (2015)
 CBA (2002)
 PD (2003)
 TOL (2019)
 STK (2009)

ECHL Team (Year)
 KNX (1994)
 ORL (2015)
 LA (1994, 1996, 1997, 1998, 1999, 2000, 2001)
 KAL (2015)
 BRM (2017)
 ORL (2018)
 FRE (2006)
 RMD (2000)
 BR (1998)
 KC (2019)
 GRN (2011)
 LA (1999)
 AUG (2008)
 JHN (2001)
 TOL (1998), GRV (2000)
 BAK (2013)
 WIC (2020)
 LBH (2006)
 HRD (1993), CHR (1997)

ECHL Team (Year)
 UTA (2013)
 MIS (2003, 2004)
 GWT (2015)
 ONT (2010)
 ONT (2009)
 ADK (2017)
 MIS (1998)
 JHN (2000)
 FRE (2007)
 IDH (2017)
 ADK (2017)
 NSH (1996)
 REA (2009)
 JAX (2020)
 UTA (2018)
 PEO (2005)
 BAK (2010)
 WIC (2020)
 WIC (2020)
 WIC (2020)
 DAY (2001)
 TOL (1996)
 HRD (1994), CHR (1995, 1997)
 ERIE (1994)
 NO (1999)
 IND (2017)
 RAL (1993, 1994)
 WHL (2000)
 TOL (1999, 2000)
 SC (2002, 2003)
 PHX (2009)
 ADK (2017) TOL (2019)
 TRE (2003)
 TRE (2005)
 HNT (1995)
 AK (2013)
 WHL (2018)

ECHL Team (Year)
 PHX (2008)
 TOL (2019)
 VIC (2009)
 AUG (2002), DAY (2003)
 RC (2017)

ECHL Team (Year)
 TOL (2017)
 SC (2013)
 FLA (2003)
 RMD (2003), REA (2004)

NOTES

NOTES



2020-21
ECHL Season

©2020 MARVEL



**Check out Thor, Captain America
and other Superhero styles at
meigray.com**

meigrayauctions.com

History.. Authenticated

meigray.com



888-463-4472 - sales@meigray.com

**GAME-WORN JERSEYS
OWN A PIECE OF HISTORY**

