



# ATLANTA DREAM

One Team. One Dream.

## 2009 Atlanta Dream Media Guide



Join the  
**DreamNation**

#1 Chamique Holdsclaw





## GENERAL INFORMATION

Table of Contents . . . . .	3
-----------------------------	---

## MEDIA INFORMATION

General Media Information . . . . .	6
Dream Broadcast Team . . . . .	8

## FRONT OFFICE STAFF

Quick Facts/Directory . . . . .	12
Executive Staff Bios . . . . .	13
Dream Staff . . . . .	23

## PLAYERS

Spotter's Chart . . . . .	26
Roster Page . . . . .	27
Chantelle Anderson . . . . .	28
Iziane Castro Marques . . . . .	30
Erika De Souza . . . . .	32
Chamique Holdscraw . . . . .	34
Jennifer Lacy . . . . .	38
Ivory Latta . . . . .	40
Shalee Lehning . . . . .	42
Yelena Leuchanka . . . . .	43
Sancho Lyttle . . . . .	45
Angel McCoughtry . . . . .	47
Michelle Snow . . . . .	48
Nikki Teasley . . . . .	50
Tamera Young . . . . .	52

## DREAM HISTORY

Key Dates . . . . .	56
Franchise Firsts . . . . .	57
All-Time Results . . . . .	58
Draft History . . . . .	59
All-Time Roster . . . . .	60
All-Time Transactions . . . . .	62
Season in Review . . . . .	64
Team/Individual Records . . . . .	68

## WNBA

WNBA History . . . . .	82
2009 WNBA PR Contacts . . . . .	87
WNBA Court Diagram . . . . .	91
2008 Season in Review . . . . .	92

## OPPONENTS

Chicago Sky . . . . .	102
Connecticut Sun . . . . .	102
Detroit Shock . . . . .	103
Indiana Fever . . . . .	103
Los Angeles Sparks . . . . .	104
Minnesota Lynx . . . . .	104
New York Liberty . . . . .	105
Phoenix Mercury . . . . .	105
Sacramento Monarchs . . . . .	106
San Antonio Silver Stars . . . . .	106
Seattle Storm . . . . .	107
Washington Mystics . . . . .	107

## COMMUNITY RELATIONS

WNBA Cares . . . . .	110
Dream in the Community/Dream Foundation . . . . .	112

## ENTERTAINMENT

Shooting Stars . . . . .	116
Star . . . . .	117
2009 Theme Schedule . . . . .	118

## PHILIPS ARENA

General Arena Information . . . . .	122
Seating and Ticket Information . . . . .	123



A woman with dark hair, wearing a grey suit jacket and a gold necklace, is partially visible on the right side of the image. The background consists of a blue sunburst pattern radiating from the right, and a red and white checkered pattern on the left. The word "MEDIA" is written in large, bold, red, distressed letters at the bottom.

**MEDIA**



# MEDIA INFORMATION



GENERAL INFO

MEDIA INFO

FRONT OFFICE

PLAYERS

HISTORY

WNBA

OPPONENTS

COMMUNITY

ENTERTAINMENT

PHILIPS ARENA

For media information, credential/interview requests or questions, please contact Tonya Alleyne (404.954.6645 or Tonya.Alleyne@atlantadream.net) or Sprague Paynter (404.954.6660 or Sprague.Paynter@atlantadream.net) in the Dream Media Relations Department. The fax number is 404.954.6666.

**MEDIA CREDENTIALS:** All requests should be submitted in writing to the Dream Media Relations Department at least 24 HOURS PRIOR to the game you wish to cover (3 p.m. on Friday for Saturday or Sunday games) via e-mail. NO CREDENTIAL REQUESTS WILL BE HONORED ON GAME DAY. Credentials are issued to accredited members of the media who are on-assignment to cover a specific game. Please confirm all credentials with the Dream Media Relations Department prior to arriving at Philips Arena. Credentials may be picked up at the primary media entrance beginning 2.5 hours prior to game time. Credentials must be worn and visible at all times and are non-transferable.

**MEDIA DIRECTIONS & PARKING:** Going north from the airport on I-75/85, take the World Congress Center/Andrew Young International Blvd. exit. Turn left at the end of the exit onto International. Proceed to Centennial Olympic Park Drive and take a left. At the corner of Marietta Street, take a right. At the second light (Park Avenue West) take a left, cross both sets of railroad tracks under the viaduct (as you go to the right), and follow the signs to Media Parking Lot A. If parking is not available in Lot A, proceed to Media

Parking Lot B and you will find additional press parking at that location.

**MEDIA ENTRANCE:** Follow the same directions to Philips Arena, and the entrance is on Park Avenue West (located on the right) before you get to Media Parking Lot A. The press room is located directly on the right as you enter the media will call entrance area.

**MEDIA WORKROOM:** The Dream Media Workroom is located to the right of the Media Entrance off Park Avenue West at Philips Arena. It will open 2.5 hours prior to tipoff. Press room usage is only available to those with a valid Dream media credential. Phone lines, fax service and wireless service are provided free of charge.

**PRE AND POST GAME INTERVIEWS:** In accordance with the WNBA policy, the Dream's and the visitor's locker rooms will be open to members of the media for 30 minutes ending one hour before the start of the game (e.g., media access will be granted from 5:30-6 p.m. for a 7 p.m. game). Locker rooms are opened to the media after the game following a 10-minute cooling down period and will remain open for 30 minutes. Players and coaches are available for interviews at those times. Only working members of the press with valid credentials will be admitted to the locker rooms. ABSOLUTELY NO PHOTOGRAPHS OR CELL PHONE USE ALLOWED DURING MEDIA LOCKER ROOM ACCESS PERIOD.



**GAME NOTES AND STATISTICS:** Pre-game press notes, media guides and line-up sheets will be available in the interview room prior to each game. Game statistics will be distributed to the working media twice during each half, as well as halftime and postgame. Postgame quotes and notes are distributed as quickly as possible following the game.

**PHOTOGRAPHERS:** Limited space is available for photographers along each baseline, with exact locations to be determined on game day. For the safety of the players and in accordance with league rules, photographers must remain seated at least four feet behind the baseline at all times. Use of a flash is prohibited. **ABSOLUTELY NO TRIPODS ALLOWED.** Photographers must stay in their designated areas and are asked to be considerate of print media and fans directly in their viewing area.

**PRACTICE POLICY:** The Dream will practice at Suwanee Sports Academy (3640 Burnette Rd Suwanee, GA 30024). Approximately the final 30 minutes of each practice will be open to the media. Coaches and players will be available for brief interviews immediately after practice. Please contact the Dream Media Relations Department to confirm practice times, sites and the availability of players and coaches.



# BROADCAST TEAM



## ART ECKMAN, BROADCAST PLAY-BY-PLAY

A veteran in the industry, Art Eckman enters his second season as the voice of the Dream, serving as the team's broadcast play-by-play announcer.

Eckman has played numerous roles in the broadcast world for a variety of organizations. Locally, he served as a Sports Director/Anchor for WXIA-TV from 1978-1991 and served as the play-by-play announcer for the Atlanta Hawks from 1991-1993. As a sportscaster and writer for ESPN and

ESPN2, he served as a host announcer for the Chick-fil-A Bowl Preview Show from 2000-2005 and as a play-by-play announcer for Supercross/Motocross for ten years. Most recently, Eckman served as a producer, writer and sportscaster for the Outdoor Channel.

An active member in the Atlanta community, Eckman has been a supporter of autism research and support programs. He served on the Board of Directors for Georgia Special Olympics and on the Advisory Board for Special Education for the state of Georgia.



## LACHINA ROBINSON, BROADCAST ANALYST

LaChina Robinson enters her second season as broadcast analyst for the Dream. Robinson began her broadcasting career as a color analyst on WREK-FM for Georgia Tech women's basketball away games, a position she has maintained since 2005. She recently made her television debut as a color analyst for CSS and has also served as a host of the MaChelle Joseph Coach's show on ramblinwreck.com.

Robinson completed her sixth season with the Georgia Tech women's basketball program and her first as Special Assistant to Head Coach MaChelle Joseph in 2008-09. Prior to

last season, Robinson was the Director of Basketball operations from 2004-2008 and held administrative positions from 2003-2004.

The Alexandria (VA) native earned her bachelor's degree in sociology in 2002 from Wake Forest University, where she was a four-year starter for the Demon Deacon basketball team. A member of the 1999 ACC All-Freshman team, Robinson finished her career third all-time in blocked shots and 15th in rebounds while being named to the ACC Honor Roll on three occasions, including 2002, when she was named Academic All-ACC.







**FRONT ON**



FFICE

# STAFF DIRECTORY



## 2009 ATLANTA DREAM STAFF DIRECTORY

83 Walton Street NW  
Suite 500  
Atlanta, GA 30303  
Tel: 404.604.2626  
Fax: 404.954.6666

### Season Ticket Information:

404.604.2626

### Single Game Ticket Information:

1.877.WNBA.TIX (1.877.962.2849)

**Website:** [www.AtlantaDream.net](http://www.AtlantaDream.net)

**Twitter:** [www.twitter.com/AtlantaDream](http://www.twitter.com/AtlantaDream)

**Facebook:** [www.facebook.com/atlantadream](http://www.facebook.com/atlantadream)

**Conference:** Eastern

**Arena:** Philips Arena (11,186)

**TV:** Comcast Sports Southeast (CSS)

**Colors:** Dream Blue, Dream Red,  
Dream Light Blue, Dream Navy

## BUSINESS OPERATIONS

Owner . . . . . Ron Terwilliger  
President & COO. . . . . Bill Bolen  
Executive Vice President . . . . . Danielle Donehev  
Manager of Business Operations . . . . . Ambree Stancil  
Executive Assistant . . . . . Tommy Francis

## BASKETBALL OPERATIONS

GM & Head Coach. . . . . Marynell Meadors  
Assistant Coach . . . . . Fred Williams  
Assistant Coach . . . . . Carol Ross  
Asst. Coach/Dir. of Basketball Ops . . . . . Sue Panek  
Athletic Trainer. . . . . Kim Moseley  
Team Physician(s) Brandon Mines, John Xerogeanes

## MARKETING & BUSINESS DEVELOPMENT

VP of Marketing/Business Dev. . . . . Paige Blankenship  
Business Development Coordinator . . . . . Kate Murr

## MEDIA RELATIONS AND COMMUNITY RELATIONS

VP of Media Relations. . . . . Tonya Alleyne  
Community Relations Manager . . . . . Tameka Garrett  
CR/Media Relations Coord. . . . . Sprague Paynter  
Broadcast Play-by-Play . . . . . Art Eckman  
Broadcast Analyst . . . . . LaChina Robinson  
Team Photographer . . . . . Scott Cunningham

## EVENTS AND ENTERTAINMENT

Director of Game Entertainment . . . . . Sarah Davis  
Dance Team Coordinator . . . . . Brandi Nunnally  
Mascot Coordinator . . . . . Jeremy Legg  
Public Address Announcer. . . . . Vince Bailey

## TICKET SALES & SERVICE

VP of Ticket Sales & Service . . . . . Allison Fillmore  
Senior Ticket Ops. Manager . . . . . Kenneth Suffern  
Senior Account Executive. . . . . Eric Schirmer  
Account Executive. . . . . Jonathan Greer  
Account Executive. . . . . Kathy Langenfeld  
Account Executive. . . . . Jonathan Merritt  
Account Exec./Club 13 Dir. . . . . Christopher Stephens  
Account Executive. . . . . Shenika Worthy  
Customer Service Coordinator. . . . . Jacquie Tatman



GENERAL INFO  
MEDIA INFO  
FRONT OFFICE  
PLAYERS  
HISTORY  
WNBA  
OPPONENTS  
COMMUNITY  
ENTERTAINMENT  
PHILIPS ARENA

# EXECUTIVE STAFF



## J. RONALD TERWILLIGER OWNER

Ron Terwilliger is the principal owner of the Atlanta Dream franchise. Terwilliger is a long-time executive in the real estate industry who has worked extensively to provide adequate and affordable housing to families. In 1986, he became Chairman and Chief Executive Officer of Trammell Crow Residential - a position he still holds. Trammell Crow Residential is a national residential real estate company and is the largest developer of multi-family housing in the United States. Terwilliger is responsible for all residential development and operations conducted by Trammell Crow Residential in 23 offices throughout the United States.

A past chairman of the Urban Land Institute, Terwilliger continues to serve on the organization's Governance Committee. Currently, he is the Chairman Emeritus of the Wharton Real Estate Center and the Chairman Elect of the International Board of Directors of Habitat for Humanity. He also serves as a member of the Executive Committee of Enterprise Community Partners Board of Trustees.

Previously, Terwilliger was the chairman of the Atlanta Neighborhood Development Partnership and has also served as the chairman of the National Association of Homebuilders Multifamily Leadership Board.

An avid philanthropist, Terwilliger has recently made a \$5 million gift to establish the ULI Terwilliger Center for Workforce Housing. Similarly, a \$5 million gift to the Enterprise Foundation prompted the inception of the Enterprise Terwilliger Fund, which aims to create 2,000 affordable homes annually.

In a previous foray into sports, Mr. Terwilliger founded and owned the Atlanta Attack professional soccer team from 1989-1991.

Terwilliger is an honor graduate of the United States Naval Academy. At Navy, he lettered in baseball and basketball, serving as Navy basketball captain and Academic All-American in 1963. He has stayed connected to his alma mater by holding the director position of the Naval Academy Foundation, Subcommittee Chairman of the Naval Academy Athletic Committee.

After serving five years in the Navy, he received his Master of Business Administration degree with High Distinction from the Harvard Graduate School of Business, where he was elected a Baker Scholar.

A native of Arlington, Virginia, he and his wife Fran split time between their homes in Atlanta, Key Largo Florida and Long Island New York. Terwilliger has two daughters, Bonnie and Tracy and four grandchildren, all of whom reside in Atlanta. Bonnie's children are Griffin and Ava. Tracy's children are Avery and Savannah.



## **BILL BOLEN** PRESIDENT AND COO

William (Bill) H. Bolen Jr. enters his second season as President & COO of the Dream. Previously, Bolen served the team as a client while a Partner at TopRight, a strategic marketing consulting firm based in Atlanta, GA. He has served over 60 different consulting clients and has significant sales and marketing experience across a wide range of topics including market evaluation, customer segmentation, customer experience, brand management, and sales force effectiveness.

Prior to co-founding The DaVinci Group back in 1998 that eventually became TopRight, Bill was a manager at McKinsey & Company's Atlanta office. There he helped companies on many different business issues including operations, mergers and acquisitions, sales and marketing, globalization, growth strategies, and cost reduction.

Bolen serves on the Board for several private companies in the Atlanta area as well as on the Board of Advisors for the Metro Atlanta Chamber of Commerce and the Community Advisory Board for Children's Healthcare of Atlanta. He has served in the past on the Board of Directors of the Georgia Partnership for Excellence in Education and has taught undergraduate and graduate classes at Emory University and Georgia Tech.

In the public policy arena, Bolen has been responsible for leading the consulting effort for a number of metro Atlanta initiatives to improve the quality of life and economic growth in the region. These initiatives include the Metropolitan Atlanta Transportation Initiative, Southeastern Economic Alliance for

High Speed Rail, Metro Atlanta Biotech Task Force, Regional Education Task Force, Mayor's Living Wage Task Force, BeltLine Partnership, Mayor's Affordable Workforce Housing Task Force, and Peachtree Corridor Task Force. As a result of these projects, Bolen has been featured in articles in Georgia Trend, Atlanta Business Chronicle, Atlanta Journal Constitution, Business To Business and TechLinks as well as other newspapers across the southeast.

Bolen also serves as Vice Chairman of the Board of Directors for Mt. Paran Christian School in Kennesaw, GA where he has been one of the leaders of the effort to build the school's new 68-acre campus that opened in fall 2003.

Bolen received an M.B.A. with Distinction (top 10%) from the Harvard Business School and graduated summa cum laude from the University of Alabama with a B.S. in Marketing. He also studied at Oxford University in England during his time at Alabama. Bolen received the Outstanding Senior Award for the University of Alabama.

Bill lives with his wife Stacey and children Ansley and Will in Kennesaw, GA. He has spent many hours serving as a youth basketball, baseball, and soccer coach in the community. When not spending time with his family, he enjoys golf, basketball, and Alabama football. He and his family are members of North Metro Church in Kennesaw.



## DANIELLE DONEHEW

### EXECUTIVE VICE PRESIDENT

Danielle Donehew serves as the Executive Vice President of the Atlanta Dream. Prior to joining the Dream, Donehew spent seven years with the University of Tennessee Lady Volunteers basketball program, most recently as the Assistant Athletics Director for Basketball Operations. She earned her Bachelor of Science degree in Industrial and Systems Engineering from Georgia Tech and a Master of Science in Sports Administration from the University of Tennessee.

Donehew began her career as a Graduate Assistant for the Lady Vols while pursuing her Master's in Sport Administration. In this role, Donehew assisted former Associate Head Coach Mickie DeMoss with recruiting. In her second year with the program, Donehew accepted a position as Director of Basketball Operations where she handled all operational and logistical tasks, working directly with legendary Head Coach, Pat Summitt. Over time, her duties and efficiency grew. For her effort and results, she was promoted to Assistant Athletics Director for Basketball Operations, where she continued her mastery of operational duties and added a larger role in the area of Development and Financial Gift Giving. Donehew credits Pat Summitt (Head Coach), Joan Cronan (Women's Athletics Director), Donna Thomas (Sr. Associate Athletics Director) and the Tennessee family for developing her skills as a proven sport administrator. Donehew brings a wealth of knowledge from both the basketball and business sides of the women's basketball industry.

Donehew graduated cum laude from Georgia Tech in 2001 with a Bachelor's degree in Industrial and Systems Engineering. She also excelled on the basketball court where she established herself as one of the premier perimeter shooters, finishing third all-time in the Atlantic Coast Conference for three-point field goals made. During the summer after finishing her playing career, Donehew studied abroad at Worcester College in Oxford, England. In her fifth year, Donehew served as a student-assistant coach for the Yellow Jacket women's basketball program under the direction of Head Coach, Agnus Berenato. Donehew applauds Berenato for the importance she placed on people over things.

Donehew was the recipient of numerous accolades during her collegiate career, including: Georgia Tech's NCAA Woman of the Year Representative, Academic All-American, GT Total Person Spotlight Award, GT Robert Cup Winner, GT Basketball Iron Athlete Award, Homer Rice Award Scholarship and an ACC Post Graduate Scholarship. Off the court, she was an active member of Phi Mu Sorority, held executive offices on the GT Student Athlete Advisory Board, and was named the 1999 Georgia Tech Homecoming Queen.

Donehew resides in Atlanta with her black Labrador retriever, Dash. Sir Dash is one of Sally Sue Summitt's seven puppies, born on December 10, 2006.



## TONYA ALLEYNE

### VICE PRESIDENT OF MEDIA RELATIONS

Tonya Alleyne serves as the Vice President of Media Relations. Prior to joining the Dream, Alleyne served as the head women's basketball coach of the San Diego City College Knights. She also served as the Media Relations Director for the Richmond Rage of the American Basketball League.

Alleyne began her coaching career in 1994 at Arcadia University, a Division III school located in Glenside, Pennsylvania where she served as both head basketball coach and admissions counselor. She has also served as an assistant at the University of South Carolina where she was responsible for the team's marketing and community relations programs, scheduling, equipment, scouting, academics and summer camps. Alleyne then spent three seasons as an assistant coach at Fresno State University where her responsibilities included recruiting, coordinating team travel, scheduling, scouting, and conditioning.

Alleyne began her coaching career following a successful collegiate playing career at Seton Hall University from 1987-1991. Alleyne ranks in seven different statistical categories in the Seton Hall record books, including seventh in three-point field goals made (44) and attempted (124), eighth in assists (312), and ninth in free-throw percentage (.732).

Alleyne earned her bachelor's degree in Communications and a Master of Arts degree in Corporate and Public Communication from Seton Hall.





## PAIGE BLANKENSHIP

### VP OF MARKETING/BUSINESS DEVELOPMENT

Paige Blankenship serves as the Vice President of Marketing and Business Development for the Dream, bringing over a decade of experience in sports marketing. She comes to the Dream from LifeWellness Institute in San Diego where she served as Vice President of Marketing and Client Relations.

At LifeWellness Institute, Blankenship was responsible for all marketing, sales and client relations for several health and wellness programs to professional athletes, individuals in the entertainment industry, executives and corporations.

Blankenship has extensive experience in marketing, advertising, media buying and event management for organizations including the San Diego Padres (Major League Baseball), San Diego Spirit (WUSA-Women's United Soccer Association), University of California Berkeley, San Diego State University and the Ogden Raptors (minor league baseball).

Blankenship was integral to the launch and success of the Spirit, where she served as the Director of Marketing and Community Relations from 2000-2003. In this role, she implemented and managed all

aspects of marketing campaigns, grassroots marketing efforts and community events. Blankenship executed the marketing plan for the only sell-out in the history of the Women's Championship Soccer Game and was part of a front office team that led the league in season ticket sales for three consecutive years.

In 2004, Blankenship joined the Padres as Marketing Manager and Media Buyer, where she was responsible for all aspects of the day-to-day marketing and media promotions. She has also served as Assistant General Manager for the Ogden Raptors minor league baseball team and Assistant Director of Campus Recreation at the University of California Berkeley.

Blankenship earned a Bachelor of Science in Forensic Science from Weber State University where she also excelled on the soccer field, earning an athletic scholarship. Blankenship also has a Master of Arts in Sports Administration from San Diego State University. She resides in Atlanta with her husband Fred and their son, Fred Blankenship IV.

GENERAL INFO

MEDIA INFO

FRONT OFFICE

PLAYERS

HISTORY

WNBA

OPPONENTS

COMMUNITY

ENTERTAINMENT

PHILIPS ARENA



## ALLISON FILLMORE

### VP OF TICKET SALES/SERVICE

Allison Fillmore serves as the Vice President of Ticket Sales and Service for the Dream. Fillmore has extensive experience working in the Atlanta sports market, most recently as a Premium Seat Sales Executive and Ticket Sales Manager for the Atlanta Falcons (National Football League) and Georgia Force (Arena Football League).

From 2002-2006, Fillmore worked with the ticket sales staff of the Falcons and Force to generate new ticket sales and renewals in addition to managing corporate and special events. With the Falcons, Fillmore predominantly worked with the premium seat sales department, generating over \$500k in revenue through club seats sales. During the 2006 Georgia Force season, Fillmore helped increase overall ticket sales by 44%.

Fillmore began her career as a Special Events Consultant for the Cleveland Lumberjacks of the International Hockey League. In 2001, she accepted a position as Group Sales Manager for Maloof Sports and Entertainment in Sacramento. In this role, Fillmore worked extensively with the WNBA's Sacramento Monarch. Her responsibilities included selling, coordinating and organizing events and group packages for the Monarchs, Sacramento Kings, Sacramento Knights and other ARCO Arena events.

Fillmore earned her Bachelor of Science degree in Sports Administration and Business from Ohio University in 1998. She resides in Atlanta with her husband Scott and their daughter, Taylor.





# COACHING STAFF

## MARYNELL MEADORS GENERAL MANAGER/HEAD COACH

General Manager and Head Coach Marynell Meadors makes her fourth stop in the WNBA, bringing with her more than 35 years of coaching experience. Meadors enters her second season as General Manager and Head Coach of the Dream, looking to turn around a team that finished 4-30 as an expansion team in 2008.

As General Manager of the Dream, Meadors has made some notable acquisitions, including the signings of six-time WNBA All-Star Chamique Holdsclaw and highly coveted free agent center Michelle Snow this offseason.

Prior to joining the Dream, Meadors spent the previous three seasons as an assistant coach for the Washington Mystics. There she helped head coaches Richie Adubato and Tree Rollins to an aggregate record of 50-52, including a playoff appearance in 2006. Meadors aided the Mystics' rapid turnaround in 2007 when the squad narrowly missed the playoffs - they were eliminated on the final day of the season - after an 0-8 start.

Meadors also served as the first General Manager and Head Coach of the now-defunct Charlotte Sting where she led the franchise to the playoffs in each of its first two seasons. She also served as the Sting's director of player and staff personnel.

Following her tenure with the Sting, Meadors moved south where she was hired as the director of scouting for the Miami Sol. With the Sol, her responsibilities included advanced scouting of opponents and player evaluations for the WNBA Draft.

Meadors has an extensive background in the women's college game. For two seasons prior to joining

the Mystics, she served as an assistant coach for the University of Pittsburgh, focusing her efforts on recruiting, scheduling, scouting, academics and community involvement.

Meadors was a head coach at Florida State and Tennessee Tech for a combined 30 years. At Florida State, she quickly turned the program around from three straight losing seasons prior to her arrival. The apex of her tenure came in 1991 when the Seminoles won the Metro Conference Championship and advanced to second round of the NCAA Tournament where they fell to Western Kentucky. A year earlier, she drove the Seminoles to the NCAA Tournament, though the squad was unable to advance past the opening round.

Before heading to Florida State, Meadors earned her stripes at Tennessee Tech where she won more than 300 games as head coach. She was the first head coach of the women's basketball program and in her 20 years at the helm, she posted a school-record .723 winning percentage. During her tenure, she received numerous accolades, including two Ohio Valley Conference (OVC) Coach of the Year awards and a Metro Conference Coach of the Year award. While at Tennessee Tech, she steered her Golden Eagles squads to four OVC championships and two Metro Conference titles and became the first major women's college coach to win 350 games at one institution.

Meadors earned both her bachelor's and master's degrees from Middle Tennessee State University.

GENERAL INFO

MEDIA INFO

FRONT OFFICE

PLAYERS

HISTORY

WNBA

OPPONENTS

COMMUNITY

ENTERTAINMENT

PHILIPS ARENA



## CAROL ROSS

### ASSISTANT COACH

Carol Ross enters her first season as an Assistant Coach with the Dream, adding over 20 years of recruiting and collegiate coaching experience, most recently as the head coach of her alma mater, the University of Mississippi.

In Ross, the Dream acquires a coach with a history of turning programs around. Ross spent her first 12 seasons as head coach at the University of Florida, where she turned the Gators program into a powerhouse in the Southeastern Conference. The winningest coach in University of Florida history (247-121), Ross earned the 1994 SEC Coach of the Year award and was a finalist for the 2001 and 2002 Naismith National Coach of the Year award.

After revitalizing the Florida program, Ross returned to Ole Miss where she led the Rebels to postseason

play in each of her four seasons at the helm. Her 2006-07 squad finished with its first 20 win season in over a decade en route to an appearance in the Elite Eight of the NCAA Tournament. Ross was a four-year starter at Ole Miss (1978-81) under Hall of Fame coach Van Chancellor and was inducted into the school's Athletic Hall of Fame in 2001.

In sixteen seasons as a head coach, Ross has coached in 12 NCAA Tournaments and two WNIT's. She has posted 20+ win seasons eight times and earned numerous accolades. Ross has also developed some of the WNBA's best talent, including 2007 Rookie of the Year Armintie Price and Olympian DeLisha Milton-Jones. Other notables she has coached include Merlakia Jones, Muriel Page and Sophia Witherspoon.





## FRED WILLIAMS ASSISTANT COACH

Fred Williams enters his second season as an assistant coach with the Dream, bringing more than 20 years of coaching and scouting experience.

Prior to joining the Dream staff, Williams served as the head coach of the San Diego Siege, a National Women's Basketball League (NWBL) team. In 2006, he was named NWBL Coach of the Year and led the Siege to a 15-5 record and a championship appearance.

Williams was also the head coach of the Utah Starzz (now the San Antonio Silver Stars). He led the Starzz from a 13-15 season in 1999 to playoff appearances in 2000 and 2001 with 18-14 and 19-13 seasons, respectively. He was also an assistant coach with the Charlotte Sting from 2003 until 2004.

In addition to his WNBA experience, Williams spent 10 years coaching at the University of Southern California (USC) as an assistant coach under Cheryl

Miller (1983-1990) and as head coach (1995-1997). During the 1983-84 season, he helped guide USC to a national championship and in 1996-97, he led USC to a 20-9 record and a trip to the NCAA tournament. At USC, Williams worked with past and future WNBA players Cynthia Cooper, Lisa Leslie, Tina Thompson, and Adrian Williams.

In addition to his extensive coaching experience, Williams is a skilled recruiter who has brought in such players as Margo Dydek, career block leader; Jennifer Azzi, a former Olympian; and three-time WNBA All-Star Marie Ferdinand-Harris into his programs. He has also served as an advance scout for the NBA's Sacramento Kings and the Utah Jazz.

Williams is a graduate of Boise State University.



# SUE PANEK

ASSISTANT COACH/DIRECTOR OF BASKETBALL OPERATIONS

Sue Panek enters her second season on the Dream coaching staff, where she serves a dual role as Assistant Coach and Director of Basketball Operations.

Prior to joining the Dream, Panek spent the previous seven years as head coach of the girls' basketball team at Olympic High School in Charlotte, North Carolina. She also has experience in the WNBA as an assistant coach with the Charlotte Sting (1997-2001) and as an advanced scout with the Washington Mystics (2005-2006).

Panek began her coaching career at Florida State University, where she was an assistant coach from 1993-1996. She then spent a year as an assistant at her alma mater, the University of Maryland, before accepting an assistant coaching position with the WNBA's Charlotte Sting (the team folded in 2007).

As an assistant on the Sting staff for five seasons, Panek's responsibilities included: college scouting, player development, scouting of opponents, coordinating team travel, equipment management, and clinician with the Junior Hornets/Sting Youth Basketball Program.

A member of the Maryland basketball team from 1988-1992, Panek helped the Terrapins to four straight NCAA tournament appearances, including a Final Four berth in 1989 and a trip to the Elite 8 in 1992. During her senior season, the Terrapins held the number one national ranking for four weeks.

Panek graduated with a Bachelor's of Science in Kinesiology from the University of Maryland. A native of Lilly, Pennsylvania, she currently resides in Atlanta.



# FRONT OFFICE STAFF

GENERAL INFO

MEDIA INFO

FRONT OFFICE

PLAYERS

HISTORY

WNBA

OPPONENTS

COMMUNITY

ENTERTAINMENT

PHILIPS ARENA



**Sarah Davis**  
Director of  
Game Entertainment



**Art Eckman**  
Radio Play-by-Play



**Tameka Garrett**  
Community Relations  
Manager



**Jonathan Greer**  
Account Executive



**Kathy Langenfeld**  
Account Executive



**Jonathan Merritt**  
Account Executive



**Kate Murr**  
Sponsorship Fulfillment  
Coordinator



**Sprague Paynter**  
Public Relations and  
Community Relations  
Coordinator



**Eric Schirmer**  
Senior Account Executive



**Ambree Stancil**  
Manager/Business  
Operations



**Christopher Stevens**  
Account Executive



**Kenneth Suffern**  
Senior Ticket Operations  
Manager



**Jacque Tatman**  
Customer Service  
Coordinator



**Shenika Worthy**  
Account Executive



**PLAYERS**





# 2009 ROSTER



GENERAL INFO  
MEDIA INFO  
FRONT OFFICE  
PLAYERS  
HISTORY  
WNBA  
OPPONENTS  
COMMUNITY  
ENTERTAINMENT  
PHILIPS ARENA



Chantelle Anderson



Iziane Castro Marques



Erika De Souza



Chamique Holdsclaw



Jennifer Lacy



Ivory Latta



Shalee Lehning



Yelena Leuchanka



Sancho Lyttle



Angel McCoughtry



Michelle Snow



Nikki Teasley



Tamera Young

## PRONUNCIATION GUIDE:

CHANTELLE: SHAWN-tell

IZIANE: Iz-ee-ANN

DE SOUZA: De-SOW-za

CHAMIQUE: Sha-ME-kwah

LATTA: LAT-ah

YELENA LEUCHANKA: YAH-lay-na Loo-CHENKA

SHAYLEE: SHAY-lee

McCOUGHTRY: Mc-CAW-tree

TAMERA: TAM-er-ah



## DREAM NUMERICAL ROSTER

#	Player	Pos.	Ht.	Wt.	Birth Date	Exp	College
1	Chamique Holdsclaw	G/F	6-2	172	09/09/77	9	Tennessee '99
2	Michelle Snow	C	6-5	170	03/20/80	7	Tennessee '02
5	Shalee Lehning	G	5-9		10/27/86	R	Kansas State '09
7	Chantelle Anderson	C	6-6	190	01/22/81	5	Vanderbilt '03
8	Iziane Castro Marques	G	6-0	140	03/13/82	6	Brazil
11	Tamera Young	G	6-2	166	10/30/86	1	James Madison '08
12	Ivory Latta	G	5-6	143	09/25/84	2	North Carolina '07
14	Erika De Souza	F/C	6-5	190	03/09/82	3	Brazil
20	Sancho Lyttle	F	6-4	175	09/20/83	4	Houston '05
21	Jennifer Lacy	F	6-3	175	03/21/83	3	Pepperdine '05
33	Yelena Leuchanka	C	6-5	195	04/30/83	2	West Virginia '06
35	Angel McCoughtry	G/F	6-1		09/10/86	R	Louisville '09
42	Nikki Teasley	G	6-0	169	03/22/79	6	North Carolina '02

## DREAM ALPHABETICAL ROSTER

#	Player	Pos.	Ht.	Wt.	Birth Date	Exp	College
7	Chantelle Anderson	C	6-6	190	01/22/81	5	Vanderbilt '03
8	Iziane Castro Marques	G	6-0	140	03/13/82	6	Brazil
14	Erika De Souza	F/C	6-5	190	03/09/82	3	Brazil
1	Chamique Holdsclaw	G/F	6-2	172	09/09/77	9	Tennessee '99
21	Jennifer Lacy	F	6-3	175	03/21/83	3	Pepperdine '05
12	Ivory Latta	G	5-6	143	09/25/84	2	North Carolina '07
5	Shalee Lehning	G	5-9		10/27/86	R	Kansas State '09
33	Yelena Leuchanka	C	6-5	195	04/30/83	2	West Virginia '06
20	Sancho Lyttle	F	6-4	175	09/20/83	4	Houston '05
35	Angel McCoughtry	G/F	6-1		09/10/86	R	Louisville '09
2	Michelle Snow	C	6-5	170	03/20/80	7	Tennessee '02
42	Nikki Teasley	G	6-0	169	03/22/79	6	North Carolina '02
11	Tamera Young	G	6-2	166	10/30/86	1	James Madison '08

### HEAD COACH:

Marynell Meadors (Middle Tennessee State)

### ASSISTANT COACHES:

Carol Ross (University of Mississippi)  
Fred Williams (Boise State University)  
Sue Panek (University of Maryland)

### ATHLETIC TRAINER:

Kim Moseley

### STRENGTH/CONDITIONING COACH:

Jackie Ansley

### EQUIPMENT MANAGER:

Tyler Clark



## CENTER

**HEIGHT:** 6-6      **BIRTHDATE:** JAN. 21, 1981  
**WEIGHT:** 190      **EXPERIENCE:** 5 YEARS  
**FROM:** VANDERBILT

**WNBA TRANSACTIONS:** Selected by Sacramento in the first round (second overall) of the 2003 WNBA Draft... Traded to the San Antonio Silver Stars on May 18, 2005... Acquired by the Atlanta Dream in

the 2008 WNBA Expansion Draft from San Antonio... Waived by Atlanta on May 28, 2008... Re-signed by Atlanta on February 11, 2009.



**PERSONAL:** Daughter of Paul and Nylene Anderson... Has three sisters- Kristen, Amber and Kristin (step)... Born in Loma Linda, California... Inducted into the inaugural 12-member class of the Vanderbilt Athletics Hall of Fame in 2008... Appeared on an episode of MTV's "MADE" in 2008... Served as a women's basketball analyst for Fox Sports Net covering SEC games.

York on June 30... Before missing 11 games due to injury, averaged 6.7 points per game and 3.7 rebounds per game... Recorded 17 points and six rebounds with three steals and two assists against Houston on July 18 ... Led the team in blocks seven times and rebounds three times... Scored in double-figures six times.

**2008 WNBA SEASON:** Missed the entire season while rehabbing from a torn ACL... Served as an ambassador in the community for the Atlanta Dream.

**2005 WNBA SEASON:** One of four Silver Stars players to see action in all 34 games, including 19 starts... Averaged 6.0 points and 2.7 rebounds in 19.7 minutes per game... Shot .466 (83-178) from the field and .804 (37-46) from the foul line... Scored in double-digits six times... Led the team in scoring twice, rebounds once and blocks seven times... Finished with a career-high 16 points and 6 rebounds in 27 minutes at Los Angeles on May 31.

**2007 WNBA SEASON:** Suffered a torn Achilles tendon in the offseason (February) which required surgery... Appeared in 11 games for the Silver Stars, including one start... Averaged 2.5 points and 1.8 rebounds in 7.8 minutes per game.

**2004 WNBA SEASON:** Appeared in 30 games for the Monarchs... Averaged 2.6 points and 1.1 rebounds in 7.7 minutes per game... Shot .391 (25-64) from the field and .730 (27-37) from the foul line... Appeared in two playoff games, averaging 1.0 points and 1.0 rebounds in 5.5 minutes per game.

**2006 WNBA SEASON:** Started in 20 of 23 games for the Silver Stars before fracturing her patella in her left leg and missing the rest of the season... Scored a career-high 18 points against Los Angeles on July 3... Recorded a career-high eight rebounds at New



**2003 WNBA SEASON:** Appeared in 26 games for the Monarchs in her rookie season... Averaged 1.6 points in 6.5 minutes per game... Shot .432 (19-44) from the field and .333 (4-12) from the foul line... Saw action in all five playoff games, averaging 1.4 points in 6.0 minutes per game.

**COLLEGE:** Inducted into the inaugural class of the Vanderbilt Athletics Hall of Fame in 2008... Vanderbilt's all-time leading scorer (2,604)... Also set the Vanderbilt career field goal percentage record with a 65.1% career average... Currently ranks second all-time in the NCAA in field goal percentage for a season (72.3 FG% in 2001)... Three-time All-American... Three-time All-SEC first team member... 2002 SEC Player of the Year... Three-time Naismith Award finalist... Led the Commodores with 18.2 points per game and 51 blocks as a senior, ranking her third in the SEC in both categories... Led the SEC with her 63.6 field goal percentage as a senior... Finalist for the 2002 Naismith, Wade Trophy and Honda Awards as

a junior... SEC Player of the Year and SEC All-Tournament as a junior... NCAA Midwest Regional MVP as a junior... Averaged a team-leading 20.7 points per game (second in the SEC) and 6.8 rebounds per game (tenth in the SEC) as a junior... Led the SEC in field goal percentage (64.7) as a junior... Scored 20-plus points in 20 games and 30-plus points in three games during junior season... SEC Tournament MVP as a sophomore... Earned AP, Women's Basketball Journal and GB Magazine All-America honors as a sophomore... Averaged a team-leading 21.2 points per game (second in the SEC) as a sophomore... Shot a nation-leading and SEC record 72.3 percent from the field in 2001... Broke her own Vanderbilt record scoring 41 points at Mississippi State on February 8, 2001... Named to the All-SEC second team as a freshman... Unanimous choice for SEC Freshman Team... Averaged a team-high 15.8 points per game (fifth in the SEC) and 5.6 rebounds per game as a freshman... Shot 58.9% from the field (second in the SEC) as a freshman.

### CAREER SEASON AVERAGES

Year	Team	G	GS	MPG	FG%	3P%	FT%	OFF	DEF	RPG	APG	SPG	BPG	TO	PF	PPG
2003	SAC	26	0	6.6	0.432	0.000	0.333	0.3	0.7	0.9	0.2	0.2	0.2	0.65	1.30	1.6
2004	SAC	30	0	7.7	0.391	0.000	0.730	0.5	0.7	1.1	0.2	0.1	0.2	0.83	1.50	2.6
2005	SAN	34	19	19.7	0.466	0.000	0.804	0.8	1.8	2.6	0.3	0.2	0.4	1.62	3.10	6.0
2006	SAN	23	20	18.0	0.527	0.000	0.778	1.2	2.5	3.7	0.7	0.3	0.4	1.26	3.20	6.7
2007	SAN	11	1	7.8	0.500	0.000	0.667	0.5	1.3	1.8	0.3	0.1	0.4	0.45	1.00	2.5
<b>CAREER</b>		<b>124</b>	<b>40</b>	<b>12.7</b>	<b>0.469</b>	<b>0.000</b>	<b>0.730</b>	<b>0.7</b>	<b>1.4</b>	<b>2.0</b>	<b>0.3</b>	<b>0.2</b>	<b>0.3</b>	<b>1.06</b>	<b>2.20</b>	<b>4.1</b>

### CAREER PLAYOFF AVERAGE

Year	Team	G	GS	MPG	FG%	3P%	FT%	OFF	DEF	RPG	APG	SPG	BPG	TO	PF	PPG
2003	SAC	5	0	5.8	0.600	0.000	0.500	0.0	0.6	0.6	0.0	0.0	0.4	0.80	1.40	1.4
2004	SAC	2	0	5.5	0.500	0.000	0.000	0.0	1.0	1.0	0.5	0.0	0.0	0.50	0.50	1.0
2007	SAN	2	0	2.5	0.000	0.000	1.000	0.5	0.0	0.5	0.0	0.0	0.0	0.00	1.50	1.0
<b>CAREER</b>		<b>9</b>	<b>0</b>	<b>5.0</b>	<b>0.500</b>	<b>0.000</b>	<b>0.750</b>	<b>0.1</b>	<b>0.6</b>	<b>0.7</b>	<b>0.1</b>	<b>0.0</b>	<b>0.2</b>	<b>0.56</b>	<b>1.20</b>	<b>1.2</b>

### SEASON HIGHS

Points	7 @ Los Angeles 08/14/2007
Field Goals Made	3 @ Los Angeles 08/13/2007
Field Goals Attempted	6 @ Minnesota 08/19/2007
Three Point Field Goals Made	
Three Point Field Goals Attempted	
Free Throws Made	3 @ vs. Los Angeles 08/04/2007
Free Throws Attempted	4 vs. Los Angeles 08/04/2007
Offensive Rebounds	3 at Sacramento 08/15/2007
Defensive Rebounds	5 at Minnesota 08/19/2007
Total Rebounds	5 (2 Times)
Assists	1 (3 Times)
Steals	1 @ Minnesota 08/19/2007
Blocks	2 @ Minnesota 08/19/2007
Minutes Played	24 @ Minnesota 08/19/2007

### CAREER HIGHS

Points	18 @ Los Angeles 07/03/06
Field Goals Made	7 (2 Times)
Field Goals Attempted	12 @ New York 06/21/2005
Three Point Field Goals Made	
Three Point Field Goals Attempted	
Free Throws Made	9 vs. Houston 07/18/2006
Free Throws Attempted	9 vs. Houston 07/18/2006
Offensive Rebounds	5 vs. Detroit 07/12/2004
Defensive Rebounds	7 vs. Detroit 06/27/2006
Total Rebounds	8 at New York 06/30/2006
Assists	2 (4 Times)
Steals	3 (2 Times)
Blocks	3 at Charlotte 07/14/2006
Minutes Played	31 (4 Times)

## IZIANE CASTRO MARQUES

8



GUARD

**HEIGHT:** 6-0**BIRTHDATE:** MARCH 13, 1982**WEIGHT:** 140**EXPERIENCE:** 6 YEARS**FROM:** BRAZIL

**WNBA TRANSACTIONS:** Signed by the Miami Sol as a free agent on April 25, 2002 ... Signed by the Phoenix Mercury as a free agent on April 15, 2003 ... Waived by the Mercury on May 19, 2004... Signed by the Se-

attle Storm as a free agent on April 6, 2005.... Acquired by the Atlanta Dream from the Seattle Storm in the 2008 expansion draft.

**PERSONAL:** Nickname is Izi... Hobbies include video games, movies and dancing... Would like to run a foundation for kids in the future... Lists favorite movies as The Lord of the Rings and Harry Potter... Favorite actress is Diane Keaton... Favorite actor is Robin Williams.

**2005 WNBA SEASON:** Played in 33 games for the Storm, including 32 starts... Averaged 8.2 points, 2.9 rebounds and 1.5 assists per game... Scored in double figures nine times and led the team in scoring twice... In the Playoffs: Averaged 5.7 points and 1 rebound per game in three starts.

**2008 WNBA SEASON:** Played in 29 games for the Dream, including 20 starts... Averaged 9.3 points, 2.2 rebounds and 1.8 assists per game... Tied for third leading scorer on the team... Scored in double figures in 15 games... Scored a season-high 24 points against Indiana on July 16.

**2003 WNBA SEASON:** Appeared in 16 games for the Mercury... Averaged 4.3 points, 0.8 rebounds and 0.6 assists per game... Youngest player in the WNBA.

**2007 WNBA SEASON:** Started all 34 games for the Storm... Averaged 12.3 points, 2.8 rebounds and 2.8 assists per game... Recorded career-high averages in points and assists... Ranked 21st in the league in scoring... Ranked eighth in the league in three pointers made (60).

**2002 WNBA SEASON:** Appeared in 19 games for the Sol, including her first career start... Averaged 3.5 points, 0.9 rebounds and 0.4 assists per game... Made her WNBA debut on May 28 vs. Minnesota... Missed ten games due to injury (sprained foot).

**2006 WNBA SEASON:** Played in 34 games for the Storm, including 26 starts... Averaged 7.2 points, 2.1 rebounds and 1.4 assists per game... Shot a career-high 46.9% from the field... Scored a career-high 26 points against New York on July 22.



## CAREER SEASON AVERAGES

Year	Team	G	GS	MPG	FG%	3P%	FT%	OFF	DEF	RPG	APG	SPG	BPG	TO	PF	PPG
2002	MIA	19	1	9.6	0.333	0.059	0.680	0.4	0.5	0.9	0.4	0.4	0.0	0.95	1.20	3.5
2003	PHO	16	0	11.1	0.352	0.296	0.611	0.4	0.4	0.8	0.6	0.4	0.1	0.63	0.70	4.3
2005	SEA	33	32	26.6	0.384	0.333	0.808	0.7	2.2	2.9	1.5	0.6	0.1	1.79	2.20	8.2
2006	SEA	34	26	19.3	0.469	0.385	0.661	0.5	1.6	2.1	1.4	0.7	0.1	1.44	1.70	7.2
2007	SEA	34	34	28.3	0.420	0.385	0.802	0.6	2.3	2.8	2.8	1.0	0.1	1.88	2.10	12.3
2008	ATL	29	20	23.1	0.353	0.309	0.814	0.3	1.9	2.2	1.8	0.9	0.2	1.97	1.30	9.3
<b>CAREER</b>		<b>165</b>	<b>113</b>	<b>21.4</b>	<b>0.396</b>	<b>0.341</b>	<b>0.761</b>	<b>0.5</b>	<b>1.7</b>	<b>2.2</b>	<b>1.6</b>	<b>0.7</b>	<b>0.1</b>	<b>1.56</b>	<b>1.70</b>	<b>8.1</b>

## CAREER PLAYOFF AVERAGES

Year	Team	G	GS	MPG	FG%	3P%	FT%	OFF	DEF	RPG	APG	SPG	BPG	TO	PF	PPG
2005	SEA	3	3	28.7	0.333	0.167	1.000	0.0	1.0	1.0	1.3	0.7	0.0	2.67	4.00	5.7
2006	SEA	3	3	29.3	0.389	0.222	0.867	1.0	1.7	2.7	2.7	0.7	0.3	2.00	3.30	9.7
2007	SEA	2	2	25.5	0.400	0.308	0.000	0.0	2.0	2.0	2.0	0.0	0.5	2.00	3.00	10.0
<b>CAREER</b>		<b>8</b>	<b>8</b>	<b>28.1</b>	<b>0.375</b>	<b>0.250</b>	<b>0.895</b>	<b>0.4</b>	<b>1.5</b>	<b>1.9</b>	<b>2.0</b>	<b>0.5</b>	<b>0.2</b>	<b>2.25</b>	<b>3.50</b>	<b>8.3</b>

## SEASON HIGHS

Points	24 @ Indiana 07/16/08
Field Goals Made	10 @ Indiana 07/16/08
Field Goals Attempted	22 vs. Los Angeles 05/25/08
Three Point Field Goals Made	4 @ Los Angeles 09/11/08
Three Point Field Goals Attempted	9 @ Los Angeles 09/11/08
Free Throws Made	10 @ Phoenix 07/19/08
Free Throws Attempted	11 @ Phoenix 07/19/08
Offensive Rebounds	2 vs. Washington 07/25/08
Defensive Rebounds	6 (2 Times)
Total Rebounds	6 (3 Times)
Assists	6 vs. Indiana 09/08/08
Steals	3 (3 Times)
Blocks	1 (6 Times)
Minutes Played	36 (2 Times)

## CAREER HIGHS

Points	26 @ New York 07/22/06
Field Goals Made	10 (2 Times)
Field Goals Attempted	22 vs. Los Angeles 05/25/08
Three Point Field Goals Made	5 (2 Times)
Three Point Field Goals Attempted	10 vs. Phoenix 08/04/07
Free Throws Made	10 @ Phoenix 07/19/08
Free Throws Attempted	11 @ Phoenix 07/19/08
Offensive Rebounds	3 (2 Times)
Defensive Rebounds	6 (6 Times)
Total Rebounds	9 vs. Minnesota 06/15/05
Assists	6 (3 Times)
Steals	4 @ Houston 07/06/07
Blocks	1 (17 Times)
Minutes Played	43 vs. Minnesota 06/15/05



GENERAL INFO

MEDIA INFO

FRONT OFFICE

PLAYERS

HISTORY

WNBA

OPPONENTS

COMMUNITY

ENTERTAINMENT

PHILIPS ARENA

ERIKA DE SOUZA 14



FORWARD-CENTER



**HEIGHT:** 6-5      **BIRTHDATE:** MARCH 9, 1982  
**WEIGHT:** 190      **EXPERIENCE:** 3 YEARS  
**FROM:** BRAZIL

**WNBA TRANSACTIONS:** Signed by the Los Angeles Sparks as a free agent on April 27, 2001... Acquired by the Connecticut Sun on February 21, 2007 from the Los Angeles Sparks in a trade (Connecticut trades

Taj McWilliams-Franklin to Los Angeles for rights to De Souza and Sparks' first pick in 2007 draft)... Acquired by the Atlanta Dream from the Connecticut Sun in the 2008 expansion draft

**PERSONAL:** Born in Rio de Janeiro, Brazil... As a child favored volleyball and handball to basketball but was convinced to pursue basketball due to her height... Hobbies include movies, swimming and going to the beach... Favorite book is the Bible... Lists favorite movie as Shrek and favorite television show as American Idol... Would like to study psychology and start a foundation in Rio de Janeiro once her basketball career is over.

**2007 WNBA SEASON:** Appeared in 32 games for the Sun, including two starts... Averaged 4.3 points and 3.0 rebounds in 12.2 minutes per game... Finished second on the team in blocked shots (29)... Scored a career-high 16 points three different games... Recorded a career high five blocked shots against Detroit on July 24. In the Playoffs: Appeared in one game, seeing action for seven minutes against Indiana on August 25.

**2008 WNBA SEASON:** Missed most of the season with a fractured leg... Played in 12 games for the Dream, including eight starts... Averaged career-highs in points (9.3), rebounds (6.6), assists (0.7), steals (1.4) and blocks (1.8)... Tied for third leading scorer on the team... Averaged team-highs in rebounding, field goal percentage, steals and blocked shots... Shot career-high 58.5% from the field... Recorded a career-high 18 rebounds against Detroit on May 23... Set the team record for single-game rebounds (18)... Recorded first double-double in Dream history in her debut on May 23 (10 points and 18 rebounds).

**2002 WNBA SEASON:** Played in 11 games for the Sparks... Averaged 1.1 points and 1.3 rebounds per game.





## CAREER SEASON AVERAGES

Year	Team	G	GS	MPG	FG%	3P%	FT%	OFF	DEF	RPG	APG	SPG	BPG	TO	PF	PPG
2002	LAS	11	0	3.7	0.357	0.000	0.200	0.7	0.5	1.3	0.2	0.3	0.0	0.55	1.30	1.1
2007	CON	32	2	12.2	0.534	0.000	0.476	1.2	1.9	3.0	0.4	0.2	0.9	1.09	1.70	4.3
2008	ATL	12	8	23.1	0.585	0.000	0.615	3.3	3.3	6.6	0.7	1.4	1.8	1.67	4.00	9.3
<b>CAREER</b>		<b>55</b>	<b>10</b>	<b>12.9</b>	<b>0.542</b>	<b>0.000</b>	<b>0.491</b>	<b>1.5</b>	<b>1.9</b>	<b>3.5</b>	<b>0.4</b>	<b>0.5</b>	<b>0.9</b>	<b>1.11</b>	<b>2.10</b>	<b>4.7</b>

## CAREER PLAYOFF AVERAGE

Year	Team	G	GS	MPG	FG%	3P%	FT%	OFF	DEF	RPG	APG	SPG	BPG	TO	PF	PPG
2002	LAS	1	0	3.0	0.000	0.000	0.750	1.0	0.0	1.0	0.0	0.0	0.0	0.00	0.00	3.0
2007	CON	1	0	7.0	0.000	0.000	0.000	0.0	0.0	0.0	1.0	0.0	0.0	0.00	0.00	0.0
<b>CAREER</b>		<b>2</b>	<b>0</b>	<b>5.0</b>	<b>0.000</b>	<b>0.000</b>	<b>0.750</b>	<b>0.5</b>	<b>0.0</b>	<b>0.5</b>	<b>0.5</b>	<b>0.0</b>	<b>0.0</b>	<b>0.00</b>	<b>0.00</b>	<b>1.5</b>

Points  
 Field Goals Made  
 Field Goals Attempted  
 Three Point Field Goals Made  
 Three Point Field Goals Attempted  
 Free Throws Made  
 Free Throws Attempted  
 Offensive Rebounds  
 Defensive Rebounds  
 Total Rebounds  
 Assists  
 Steals  
 Blocks  
 Minutes Played

## SEASON HIGHS

15 @ Indiana 08/30/08  
 6 @ Washington 05/27/08  
 9 (2 Times)  
 None  
 None  
 5 @ Indiana 08/30/08  
 7 @ Indiana 08/30/08  
 9 vs. Detroit 05/23/08  
 9 vs. Detroit 05/23/08  
 18 vs. Detroit 05/23/08  
 2 (3 Times)  
 4 @ Indiana 08/30/08  
 4 vs. Seattle 09/02/08  
 32 vs. Seattle 09/02/08

## CAREER HIGHS

16 (3 Times)  
 8 (2 Times)  
 13 vs. New York 07/26/07  
 None  
 None  
 6 @ San Antonio 05/23/07  
 7 @ Indiana 08/30/08  
 9 vs. Detroit 05/23/08  
 9 vs. Detroit 05/23/08  
 18 vs. Detroit 05/23/08  
 3 (2 Times)  
 4 @ Indiana 08/30/08  
 5 vs. Detroit 07/24/07  
 32 vs. Seattle 09/02/08



CHAMIQUE

HOLDSCLAW

1



FORWARD

**HEIGHT:** 6-2      **BIRTHDATE:** AUGUST 9, 1977  
**WEIGHT:** 172      **EXPERIENCE:** 9 YEARS  
**COLLEGE:** TENNESSEE

**WNBA TRANSACTIONS:** Selected by the Washington Mystics with the first overall pick of the 1999 WNBA Draft... Traded to the Los Angeles Sparks in exchange for DeLisha Milton-Jones and the 13th overall pick in



the 2005 WNBA Draft on March 21, 2005... Rights traded to Atlanta Dream in exchange for the 13th pick in the 2009 WNBA Draft... Signed by the Dream on April 20, 2009.

**PERSONAL:** Selected as one of the Naismith College Basketball Players of the 20th Century in 2000... Has a street named after her in Tennessee... Won a gold medal at the 2000 Olympic Games in Sydney... Jersey (#23) is retired at the University of Tennessee... Published a book during the 2001 off-season, *Chamique: On Family, Focus and Basketball*... Enjoys community work with the homeless and underprivileged youth... Earned a degree in Political Science from Tennessee... Grew up in New York and played basketball with Lakers forward Lamar Odom... Most memorable WNBA moment was participating in the first WNBA All-Star Game... Enjoys traveling in her free time... Favorite vacation spot is Barcelona, Spain... Hero is her grandmother for teaching her blind faith and sacrifice.

**2007 WNBA SEASON:** Announced her retirement from the WNBA after five games with the Sparks... Started all five games for the Sparks, averaging 15.8 points, 5.6 rebounds, 3.0 assists and 1.2 steals in 30 minutes per game.

**2006 WNBA SEASON:** WNBA All-Decade Team Honorable Mention... Played in 25 games for the Sparks... Averaged 15 points, 6.1 rebounds, 2.2 assists and 1.4 steals in 29.5 minutes per game... Not with team for six games (May 21-June 3)... Ranked seventh in free throw percentage (.884) and eleventh in points per game (15).

**2005 WNBA SEASON:** Started in 33 games for the Sparks... Missed the first game of the season with a sore left hamstring... Averaged 17 points, 6.8 rebounds, 3.2 assists and 1.2 steals in 35.8 minutes per game... WNBA All-Star... Ranked third in points (17), minutes (35.8), and total points (561), and second in total field goals made (216)... Finished the season with seven double doubles... Tied her career-high with seven assists against Detroit on June 26... Surpassed the 6,000 minute milestone on June 24... Reached 3,000 career points on May 26 against Washington, scoring 27 points and adding 10 rebounds.



**2004 WNBA SEASON:** Appeared in 23 games for the Mystics including 22 starts... Averaged 19 points, 8.3 rebounds, 2.4 assists and a career-high 1.7 steals in 34.8 per game... Scored in double figures in 21 games and logged nine double-doubles on the season... Led the Mystics in scoring 17 times and in rebounding 19 times... Posted her first double-double of the season (17 points, 10 rebounds) against Indiana on May 23... Scored a season-high 29 points and added 10 rebounds against the Sparks on May 25... Tied her season-high in rebounding with 14 boards against New York on June 13... Scored 20+ points in seven consecutive games.

**2003 WNBA SEASON:** Appeared in 27 games for the Mystics, all starts... Averaged a double-double with 20.5 points and 10.9 rebounds per game... Also averaged 3.3 assists, 1.3 steals and 0.6 blocks in 35.1 minutes per game... Averaged career-highs in points (20.5), assists (3.3) and free throw percentage (90.3%)... Finished regular season ranked first in rebounds per game, first in points per 40 minutes, second in double-doubles, third in total rebounds and third in defensive rebounds ... Named a starter to the 2003 WNBA All-Star team for the fifth consecutive year ... Named Bud Light Peak Performer for rebounding... Scored a career-high 34 points against Indiana on July 24... Recorded a career-high 24 rebounds against Charlotte on May 23... Became the first player to score her 2000th point and grab her 1000th rebound in the same game in a 17-point, 12-rebound effort against Indiana on May 31... Set the single-game rebounding record with 24 boards against Charlotte on May 23.

**2002 WNBA SEASON:** Appeared in 20 games for the Mystics, all starts... Averaged 19.9 points, 11.6 rebounds, 2.3 assists and 1.0 steals in 31.7 minutes per game... Missed six games due to an ankle sprain suffered on June 28 against Portland... Averaged career-high in rebounding (11.6)... Finished regular season ranked first in points per game, rebounds per game, defensive rebounds, double-doubles, and points per 40 minutes... Ranked second in defensive rebounds per 40 minutes, third in field goals attempted and sixth in total rebounds... Named a starter to the 2002 WNBA All-Star team... Scored a season-high 32 points and added 11 rebounds and four assists in 29 minutes against Seattle on July 27... Was a perfect 6-6 from the field in a 16-points,

11-rebound effort in 26 minutes against Cleveland on June 14.

**2001 WNBA SEASON:** Appeared in 29 games for the Mystics, all starts... Averaged 16.8 points, 8.8 rebounds, 2.3 assists and 1.5 steals in 33.6 minutes per game... Earned Second Team All-WNBA Honors... Named a starting forward in the WNBA All-Star game for the third consecutive season... Leading vote-getter for the All-Star game... Finished the season ranked fourth in the WNBA in rebounds per game (8.8), fifth in points per game (16.8), fifth in double-doubles (10), and 10th in minutes per game (33.6)... Placed on the injured list with a stress-related reaction in her right foot on July 10... Activated on July 21... Scored season-high 31 points vs. New York on June 10... Recorded a season-high 16 rebounds against Sacramento on June 5 to go along with 19 points... Tied season-high rebounding mark with 16 boards against Cleveland on August 12.

**2000 WNBA SEASON:** Appeared in 32 games for the Mystics, all starts... Averaged 17.5 points, 7.5 rebounds, 2.5 assists and 1.5 steals in 35.3 minutes per game... Named a starter for the 2000 WNBA All-Star Game... Leading vote-getter in the Eastern Conference... Led the Mystics in scoring average (17.5), rebounds (7.5), and minutes (35.3)... Ranked seventh in the league in scoring and rebounding and third in minutes per game... Averaged career-highs in minutes (35.3) and field goal percentage (46.5%)... Recorded season-highs in points (30) and steals (8) against Indiana on July 20.

**1999 WNBA SEASON:** Appeared in 31 games for the Mystics in her rookie season, including 30 starts... Averaged 16.9 points, 7.9 rebounds, 2.4 assists, 1.2 steals and 0.9 blocks in 34.2 minutes per game... Earned 1999 WNBA Rookie of the Year honors... Selected as a starter in the inaugural WNBA All-Star game... Missed one game after injuring her finger in the All-Star game... Finished the season in the Top 10 in points and rebounds... Led the Mystics in scoring 10 times, in rebounding 17 times and in assists eight times... Led the Mystics with six double-doubles... Two-time WNBA Player of the Week... Scored a season-high 24 points twice (June 25 vs. Houston and August 5 vs. Orlando)... recorded a season-high 16 rebounds vs. Detroit on July 10.

**COLLEGE:** Finished career as University of Tennessee's all-time leading scorer and rebounder (male or female) with 3,025 points and 1,295 rebounds... All-time leading scorer and rebounder in the NCAA women's tournament history... Accumulated over 2,000 points, 1,000 rebounds, 300 assists and 300 steals... Led the Tennessee Lady Vols to three consecutive NCAA Championships... Led Tennessee to its first ever undefeated season (39-0) in 1998... Also helped Tennessee to two SEC regular season titles (1998, 1999) and to three SEC Tournament Championships (1996, 1998, 1999)... Only the fifth women's basketball player in NCAA History to reach 3,000 points... Holds the Lady Vols record for games played (148)... Averaged 20.4 points and 8.8 rebounds during her career at Tennessee... Posted a

134-17 win/loss record during her collegiate career... Finished career as SEC's all-time leading scorer and rebounder... Four-time Kodak and Associated Press First Team All-America... Two-time Naismith Trophy winner as player of the year in 1998 and 1999... Women's Basketball Journal, Sports Illustrated and Sporting News National Women's Player of the Year in 1999... First women's college athlete to win the Sullivan Award awarded to the top amateur athlete in the United States... Won the 1999 ESPY Award for Female Athlete of the Year... Won the 1998 and 1999 ESPY for Women's Basketball Player of the Year... Named to the women's collegiate basketball Silver Anniversary Team in 2006 as one of the 25 greatest players over the past 25 years.

**CAREER SEASON AVERAGES**

Year	Team	G	GS	MPG	FG%	3P%	FT%	OFF	DEF	RPG	APG	SPG	BPG	TO	PF	PPG
1999	WAS	31	30	34.2	.437	.172	.773	2.4	5.5	7.9	2.4	1.2	0.9	3.48	2.20	16.9
2000	WAS	32	32	35.3	.465	.256	.680	1.8	5.7	7.5	2.5	1.5	0.6	2.91	2.30	17.5
2001	WAS	29	29	33.6	.400	.239	.682	2.5	6.3	8.8	2.3	1.5	0.5	3.24	1.70	16.8
2002	WAS	20	20	31.7	.452	.393	.830	2.7	8.9	11.6	2.3	1.0	0.3	2.25	2.50	19.9
2003	WAS	27	27	35.1	.425	.171	.903	2.7	8.2	10.9	3.3	1.3	0.6	2.67	2.70	20.5
2004	WAS	23	22	34.8	.402	.412	.803	2.2	6.1	8.3	2.4	1.7	0.8	2.48	2.90	19.0
2005	LAS	33	33	35.8	.480	.231	.788	2.6	4.2	6.8	3.2	1.2	0.5	3.00	2.80	17.0
2006	LAS	25	0	29.5	.470	.200	.884	2.3	3.8	6.1	2.2	1.4	0.4	2.28	2.30	15.0
2007	LAS	5	5	30.0	.492	.667	.833	1.8	3.8	5.6	3.0	1.2	0.6	5.20	2.80	15.8
<b>CAREER</b>		<b>225</b>	<b>198</b>	<b>33.9</b>	<b>.441</b>	<b>.258</b>	<b>.789</b>	<b>2.4</b>	<b>5.9</b>	<b>8.3</b>	<b>2.6</b>	<b>1.3</b>	<b>0.5</b>	<b>2.89</b>	<b>2.40</b>	<b>17.7</b>
<b>All-Star</b>		<b>4</b>	<b>3</b>	<b>16.8</b>	<b>.351</b>	<b>.000</b>	<b>.889</b>	<b>1.3</b>	<b>2.8</b>	<b>4.0</b>	<b>0.5</b>	<b>0.2</b>	<b>0.2</b>	<b>1.00</b>	<b>0.30</b>	<b>8.5</b>

**CAREER PLAYOFF AVERAGES**

Year	Team	G	GS	MPG	FG%	3P%	FT%	OFF	DEF	RPG	APG	SPG	BPG	TO	PF	PPG
2000	WAS	2	2	37.5	.448	.000	1.000	1.5	4.0	5.5	0.5	1.5	0.5	3.00	1.00	15.0
2002	WAS	5	5	34.6	.449	.182	.733	2.0	6.6	8.6	3.2	2.0	0.6	2.00	2.80	18.8
2005	LAS	2	2	39.0	.519	1.000	.400	1.5	3.5	5.0	1.0	2.0	0.0	3.00	3.00	15.5
2006	LAS	3	1	15.0	.333	.500	.000	1.3	2.3	3.7	1.3	0.3	0.7	1.00	1.00	4.3
<b>CAREER</b>		<b>12</b>	<b>10</b>	<b>30.9</b>	<b>.447</b>	<b>.267</b>	<b>.718</b>	<b>1.7</b>	<b>4.6</b>	<b>6.3</b>	<b>1.9</b>	<b>1.5</b>	<b>0.5</b>	<b>2.08</b>	<b>2.10</b>	<b>14.0</b>



**SEASON HIGHS**

Points	23 @ Indiana 05/24/07
Field Goals Made	9 @ Indiana 05/24/07
Field Goals Attempted	16 @ Indiana 05/24/07
Three Point Field Goals Made	1 (2 Times)
Three Point Field Goals Attempted	1 (3 Times)
Free Throws Made	5 @ Sacramento 06/02/07
Free Throws Attempted	6 (2 Times)
Offensive Rebounds	4 @ Sacramento 06/02/07
Defensive Rebounds	8 @ Chicago 05/22/07
Total Rebounds	8 @ Chicago 05/22/07
Assists	4 (2 Times)
Steals	2 (2 Times)
Blocks	1 (3 Times)
Minutes Played	36 @ Connecticut 05/26/07

**CAREER HIGHS**

34 vs. Indiana 07/24/03
12 (4 Times)
27 (2 Times)
2 (7 Times)
7 vs. Indiana 08/06/02
13 (4 Times)
17 @ New York 07/15/03
8 (2 Times)
17 @ Charlotte 05/23/03
24 @ Charlotte 05/23/03
7 (6 Times)
8 vs. Indiana 07/20/00
4 (2 Times)
54 @ Seattle 07/03/01



GENERAL INFO

MEDIA INFO

FRONT OFFICE

PLAYERS

HISTORY

WNBA

OPPONENTS

COMMUNITY

ENTERTAINMENT

PHILIPS ARENA

JENNIFER LACY 21



FORWARD

**HEIGHT:** 6-3      **BIRTHDATE:** MARCH 21, 1983  
**WEIGHT:** 175      **EXPERIENCE:** 3 YEARS  
**COLLEGE:** PEPPERDINE

**WNBA TRANSACTIONS:** Signed as a free agent by the Phoenix Mercury on April 19, 2006... Acquired by the Atlanta Dream from the Mercury in the 2008 expansion draft... Re-signed by the Dream on February 17, 2009.



**2008 WNBA SEASON:** Named one of the Dream's team captains... Played in 33 games for the Dream, including 22 starts... Averaged 5.7 points, 2.7 rebounds and 0.8 assists per game... Averaged career-highs in points, assists and steals... Recorded a career-high 18 points twice... Recorded a career-high ten rebounds against Chicago on June 7.... One of four Dream players to start 20+ games.... Recorded first double-double of her career against Chicago on June 7 (18 points and 10 rebounds).

**2007 WNBA SEASON:** Played in 20 games for the Mercury... Averaged 1.8 points and 1.0 rebounds in 4.7 minutes per game... member of the 2007 WNBA Championship team.

**2006 WNBA SEASON:** Appeared in 33 games for the Mercury including three starts... Averaged 4.9 points and 3.1 rebounds in her rookie season... Became the first player from the West Coast Conference (WCC) to make a WNBA team... Led all qualifying rookies in field goal percentage (.477)... Set a Mercury franchise record by making seven shots without a miss en route to a career-high 16-point effort on August 3 vs. Charlotte.

**COLLEGE:** First player from the West Coast Conference (WCC) to make a WNBA roster... Led the WCC in scoring as a senior... First team All-WCC selection as a senior... Led team in scoring (16.9 ppg) and rebounding (8.1 rpg) as a senior... Led team in field goal percentage (48.9%) as a senior... All-WCC Honorable Mention as a junior... Ranked second in the WCC and led the team in field goal percentage (51.6%) as a junior... Ranked sixth in the WCC in blocked shots as a junior... Led the team in double-doubles as a junior.

**PERSONAL:** First player from the West Coast Conference (WCC) to make a WNBA roster... Father Lee Lacy played professional baseball in the Major Leagues... Has two brothers (Eric and Michael)... Also competed in track and field in high school... Hobbies include reading, music and movies... Plans to go to law school after her playing career is over... Lists favorite television show as Grey's Anatomy... Favorite actress is Julia Roberts and favorite actor is Brad Pitt... Favorite musical artist is India Arie.



## CAREER SEASON AVERAGES

Year	Team	G	GS	MPG	FG%	3P%	FT%	OFF	DEF	RPG	APG	SPG	BPG	TO	PF	PPG
2006	PHO	33	3	15.3	0.477	0.000	0.690	1.3	1.8	3.1	0.4	0.4	0.4	1.36	3.10	4.9
2007	PHO	20	0	4.7	0.414	0.333	0.556	0.5	0.5	1.0	0.1	0.2	0.0	0.50	1.30	1.8
2008	ATL	33	22	18.3	0.389	0.190	0.673	1.1	1.6	2.7	0.8	0.6	0.2	1.12	2.90	5.7
<b>CAREER</b>		<b>86</b>	<b>25</b>	<b>14.0</b>	<b>0.424</b>	<b>0.179</b>	<b>0.664</b>	<b>1.0</b>	<b>1.4</b>	<b>2.4</b>	<b>0.5</b>	<b>0.4</b>	<b>0.2</b>	<b>1.07</b>	<b>2.60</b>	<b>4.5</b>

## CAREER PLAYOFF AVERAGES

Year	Team	G	GS	MPG	FG%	3P%	FT%	OFF	DEF	RPG	APG	SPG	BPG	TO	PF	PPG
2007	PHO	1	0	3.0	0.500	0.000	0.000	0.0	0.0	0.0	0.0	0.0	0.0	0.00	2.00	2.0
<b>CAREER</b>		<b>1</b>	<b>0</b>	<b>3.0</b>	<b>0.500</b>	<b>0.000</b>	<b>0.000</b>	<b>0.0</b>	<b>0.0</b>	<b>0.0</b>	<b>0.0</b>	<b>0.0</b>	<b>0.0</b>	<b>0.00</b>	<b>2.00</b>	<b>2.0</b>

## SEASON HIGHS

Points	18 (2 Times)
Field Goals Made	7 (2 Times)
Field Goals Attempted	13 vs. Chicago 07/05/08
Three Point Field Goals Made	1 (4 Times)
Three Point Field Goals Attempted	3 vs. Chicago 07/05/08
Free Throws Made	6 @ Chicago 06/07/08
Free Throws Attempted	7 @ Chicago 06/07/08
Offensive Rebounds	4 (2 Times)
Defensive Rebounds	6 @ Chicago 06/07/08
Total Rebounds	10 @ Chicago 06/07/08
Assists	3 (2 Times)
Steals	2 (4 Times)
Blocks	2 @ San Antonio 07/11/08
Minutes Played	37 vs. Chicago 07/05/08

## CAREER HIGHS

Points	18 (2 Times)
Field Goals Made	7 (3 Times)
Field Goals Attempted	13 vs. Chicago 07/05/08
Three Point Field Goals Made	1 (5 Times)
Three Point Field Goals Attempted	3 vs. Chicago 07/05/08
Free Throws Made	6 @ Chicago 06/07/08
Free Throws Attempted	7 (2 Times)
Offensive Rebounds	4 (2 Times)
Defensive Rebounds	6 @ Chicago 06/07/08
Total Rebounds	10 @ Chicago 06/07/08
Assists	3 (2 Times)
Steals	2 (4 Times)
Blocks	2 (4 Times)
Minutes Played	37 vs. Chicago 07/05/08



IVORY **LATTA** **12**



**GUARD**

**HEIGHT:** 5-6      **BIRTHDATE:** SEPT. 25, 1984  
**WEIGHT:** 143      **EXPERIENCE:** 2 YEARS  
**COLLEGE:** NORTH CAROLINA

**WNBA TRANSACTIONS:** Selected by the Detroit Shock in the first round (11th overall) of the 2007 WNBA Draft... Acquired by the Atlanta Dream from the Detroit Shock in the 2008 expansion draft.



**PERSONAL:** Spokesperson for "Cheer for Children," a Rock Hill, SC based charity... Favorite movie is Love & Basketball... Favorite actress is Gabrielle Union and favorite actor is Katt Williams... Favorite television shows are Lost and CSI... Majored in exercise and sports science at North Carolina... All-time leading scorer in South Carolina history (boys and girls) with a total of 4,319 career points... Given key to the city of York, SC, which celebrated Ivory Latta Day on Jan. 10, 2003... Voted Homecoming Queen in high school. Daughter of Charles and Chenna Latta.

**2008 WNBA SEASON:** Played in 34 games for the Dream, including 31 starts... Averaged 11.4 points, 2.1 rebounds, 3.6 assists and 1.3 steals per game... Averaged career-highs in all major statistical categories... Finished as the second-leading scorer on the team... Led the team in assists per game... Finished second on the team in minutes per game (28.2 mpg)... Finished second on the team in free throw percentage (80.2%)... Finished 12th in the league in assists per game... Finished 9th in the league in assists per turn-

over ratio... Scored a career-high 26 points against Detroit on June 22... Recorded a career-high ten assists twice... Is second in Dream history for single-game assists (10, two times)... Tied for team single-game record for steals (5)... Recorded a career-high five steals against Sacramento on July 18... Hit a career-high five three-pointers against Detroit on June 22... One of two players on the Dream to start 30+ games... Scored in double figures in 22 of 34 games, including a streak of 15 consecutive games.

**2007 WNBA SEASON:** Appeared in 31 games, including one start... Averaged 3.0 points, 0.6 rebounds, and 0.6 assists per game... Made her season debut vs. the Sacramento Monarchs on May 19... Scored the first points of her WNBA career on May 30 vs. Washington... Started her first WNBA game against Indiana on August 11.





**COLLEGE:** Averaged 16.6 points per game during her collegiate career... Led UNC to back-to-back Final Four appearances (2006 and 2007)... Honored as an AP All-American, Wade Trophy Finalist and Naismith Trophy candidate (2007)... Named to the 2007 All-ACC First Team... Was named the 2006 Player of the Year by ESPN.com, USBWA, GballMag.com and Basketball Times National Player of the Year... Nancy Lieberman Award Winner as Point Guard of the Year (2006)... Runner-up for Associated Player of the Year honors (2006)... Consensus All-American (2006)... ACC Player of the Year (2006)... Most Outstanding Player in the

NCAA Tournament Cleveland Regional (2006)... One of four finalists for the Honda Award (2006)... WBCA National Player of the Month for February (2006)... In 2006, led UNC in scoring with 18.4 points per game (second in the ACC) and in assists with 5.2 per game (fourth in the ACC)... Led the ACC in free throw percentage (85.2)... ACC Tournament MVP (2005, 2006)... WBCA National Player for the Month of March (2005)... All-ACC First Team (2007, 2005)... AP All-American Third Team (2005)... ACC Preseason Rookie of the Year (2004)... All-ACC Second Team (2004)... All-ACC Freshmen Team (2004).

### CAREER SEASON AVERAGES

Year	Team	G	GS	MPG	FG%	3P%	FT%	OFF	DEF	RPG	APG	SPG	BPG	TO	PF	PPG
2007	DET	31	1	7.1	0.391	0.449	0.429	0.1	0.5	0.6	0.6	0.3	0.1	0.52	0.80	3.0
2008	ATL	34	31	28.2	0.362	0.344	0.802	0.4	1.7	2.1	3.6	1.3	0.0	1.79	2.40	11.4
<b>CAREER</b>		<b>65</b>	<b>32</b>	<b>18.2</b>	<b>0.367</b>	<b>0.368</b>	<b>0.779</b>	<b>0.3</b>	<b>1.1</b>	<b>1.4</b>	<b>2.2</b>	<b>0.8</b>	<b>0.0</b>	<b>1.18</b>	<b>1.60</b>	<b>7.4</b>

### CAREER PLAYOFF AVERAGES

Year	Team	G	GS	MPG	FG%	3P%	FT%	OFF	DEF	RPG	APG	SPG	BPG	TO	PF	PPG
2007	DET	10	0	4.7	0.263	0.333	0.667	0.0	0.3	0.3	0.3	0.2	0.0	0.20	0.30	1.9
<b>CAREER</b>		<b>10</b>	<b>0</b>	<b>4.7</b>	<b>0.263</b>	<b>0.333</b>	<b>0.667</b>	<b>0.0</b>	<b>0.3</b>	<b>0.3</b>	<b>0.3</b>	<b>0.2</b>	<b>0.0</b>	<b>0.20</b>	<b>0.30</b>	<b>1.9</b>

### SEASON HIGHS

Points	26 vs. Detroit 06/22/08
Field Goals Made	8 vs. Detroit 06/22/08
Field Goals Attempted	15 @ Detroit 06/29/08
Three Point Field Goals Made	5 vs. Detroit 06/22/08
Three Point Field Goals Attempted	8 (2 Times)
Free Throws Made	8 @ Houston 06/16/08
Free Throws Attempted	8 @ Houston 06/16/08
Offensive Rebounds	2 (4 Times)
Defensive Rebounds	5 vs. New York 07/27/08
Total Rebounds	6 @ Phoenix 07/19/08
Assists	10 (2 Times)
Steals	5 @ Sacramento 07/18/08
Blocks	1 @ Connecticut 06/27/08
Minutes Played	37 (5 Times)

### CAREER HIGHS

Points	26 vs. Detroit 06/22/08
Field Goals Made	8 vs. Detroit 06/22/08
Field Goals Attempted	15 @ Detroit 06/29/08
Three Point Field Goals Made	5 vs. Detroit 06/22/08
Three Point Field Goals Attempted	8 (2 Times)
Free Throws Made	8 @ Houston 06/16/08
Free Throws Attempted	8 @ Houston 06/16/08
Offensive Rebounds	2 (4 Times)
Defensive Rebounds	5 vs. New York 07/27/08
Total Rebounds	6 @ Phoenix 07/19/08
Assists	10 (2 Times)
Steals	5 @ Sacramento 07/18/08
Blocks	1 (3 Times)
Minutes Played	37 (5 Times)



# GUARD

**HEIGHT:** 5-9      **BIRTHDATE:** OCT. 27, 1986  
**EXPERIENCE:** ROOKIE  
**COLLEGE:** KANSAS STATE

**WNBA TRANSACTIONS:** Drafted by the Atlanta Dream in the second round (25th overall) of the 2009 WNBA Draft.



**PERSONAL:** Native of Sublette, Kansas... Daughter of Steve and Jane Lehning... Has two older siblings, Andrea and Matt... Brother Matt played football at Garden City Community College and Wyoming... Majored in electronic journalism at Kansas State... Volunteers her time for the Special Olympics All-Sports Clinic, a number of basketball camps throughout the state of Kansas and the Read to Achieve program at Manhattan's Theodore Roosevelt Elementary School.

**COLLEGE:** Eighth player from Kansas State to make it to the WNBA (sixth to be drafted)... Two-time All-Big 12 first team selection... CoSIDA/ESPN the Magazine Academic All-America third team honors as a

senior... Associated Press All-America honorable mention honors as a senior... Lowe's All-Senior All-America first team... Three-time Academic All-Big 12 first team member... Finished career ranked first in school history and second in Big 12 history for career assists with 800... Ranked first in school history for career minutes played with 4,271... Ranked fourth in school history for career rebounds with 914... Ranked 19th for career points with 1,189... First player in Big 12 history to record 1,000 career points, 900 career rebounds and 800 career assists... First player in school history to record consecutive 200 point, 200 rebound and 200 assist seasons... Set a school record for assists in a season (229).

### NCAA SEASON AVERAGES

Season	G	FGM	FGA	PCT	FTM	FTA	PCT	3PM	3PA	PCT	REB	AST	STL	BL	PTS	AVG
05-06	34	83	171	.485	63	106	.594	10	45	.222	224	189	60	13	239	7.00
06-07	34	99	193	.513	59	93	.634	12	42	.286	236	179	55	3	269	7.90
07-08	32	127	240	.529	93	130	.715	13	50	.260	243	203	72	6	360	11.3
08-09	28	111	211	.526	71	108	.657	13	44	.295	200	212	46	7	306	10.9
<b>totals</b>	<b>128</b>	<b>420</b>	<b>815</b>	<b>.515</b>	<b>286</b>	<b>437</b>	<b>.654</b>	<b>48</b>	<b>181</b>	<b>.265</b>	<b>903</b>	<b>783</b>	<b>233</b>	<b>29</b>	<b>1174</b>	<b>9.20</b>

YELENA

LEUCHANKA

33



CENTER

**HEIGHT:** 6-5      **BIRTHDATE:** APRIL 30, 1983  
**WEIGHT:** 195      **EXPERIENCE:** 2 YEARS  
**FROM:** WEST VIRGINIA

**WNBA TRANSACTIONS:** Signed by the Charlotte Sting on April 6, 2006... Selected by the Houston Comets in the 2006 WNBA dispersal draft... Released by the Houston Comets on May 18, 2006... Signed by the

Washington Mystics on June 6, 2007... Acquired by the Atlanta Dream from the Washington Mystics in the 2008 expansion draft.

**PERSONAL:** Daughter of Stepan Zazilezich and Ludmila Pavlovna Leuchanka... Has one brother... Majored in International Studies at West Virginia.

**2008 SEASON:** Leuchanka did not play in the WNBA during the 2008 season.... The Atlanta Dream maintained her rights but changed her status to "suspended" during the season... Stayed in Belarus to compete for the National Team... Led Belarus to its first appearance in the Olympics.

**2007 SEASON:** Appeared in six games for the Washington Mystics... Averaged 0.7 points and 0.5 rebounds per game.

**2006 SEASON:** Appeared in four games for the Charlotte Sting... Averaged 3.0 points and 1.3 rebounds per game.

**COLLEGE:** Averaged 7.5 points and 6.2 rebounds while shooting .565 from the floor in 42 career games at West Virginia... Posted six double-doubles during her career with the Mountaineers... Suffered two consecutive season-ending ACL injuries, the first in her right knee just one game into the 2003-04 season and the second in her left knee 10 games into the 2004-05 season... Prior to attending West Virginia, attended Wabash Valley Junior College where she averaged 18.1 points and 12.8 rebounds and led her team to a 33-3 record... Named a WBCA/Kodak All-American in the junior college ranks two consecutive years... Began her college career at Seminole Junior College where she averaged 22 points and 11 rebounds.

### CAREER SEASON AVERAGES

Year	Team	G	GS	MPG	FG%	3P%	FT%	OFF	DEF	RPG	APG	SPG	BPG	TO	PF	PPG
2006	CHA	4	0	9.5	0.500	0.000	0.500	0.5	0.8	1.3	0.8	0.0	0.2	0.25	1.30	3.0
2007	WAS	6	0	4.8	0.167	0.000	1.000	0.3	0.2	0.5	0.5	0.3	0.0	0.50	1.20	0.7
<b>CAREER</b>		<b>10</b>	<b>0</b>	<b>6.7</b>	<b>0.375</b>	<b>0.000</b>	<b>0.667</b>	<b>0.4</b>	<b>0.4</b>	<b>0.8</b>	<b>0.6</b>	<b>0.2</b>	<b>0.1</b>	<b>0.40</b>	<b>1.20</b>	<b>1.6</b>

### SEASON HIGHS

Points	2 (2 Times)
Field Goals Made	1 vs. Minnesota 07/10/07
Field Goals Attempted	3 @ Detroit 07/21/07
Three Point Field Goals Made	None
Three Point Field Goals Attempted	None
Free Throws Made	2 @ Phoenix 06/20/07
Free Throws Attempted	2 @ Phoenix 06/20/07
Offensive Rebounds	1 (2 Times)
Defensive Rebounds	1 @ Phoenix 06/20/07
Total Rebounds	2 @ Phoenix 06/20/07
Assists	1 (3 Times)
Steals	12 Times
Blocks	None
Minutes Played	12 @ Detroit 07/21/07

### CAREER HIGHS

5 vs. Los Angeles 05/23/06
2 vs. Los Angeles 05/23/06
5 vs. Washington 05/25/06
None
None
2 @ Phoenix 06/20/07
2 (3 Times)
1 (4 Times)
2 vs. Chicago 05/20/06
3 vs. Chicago 05/20/06
2 vs. Chicago 05/20/06
1 (2 Times)
1 vs. Los Angeles 05/23/06
14 vs. Los Angeles 05/23/06





SANGO

LYTTLE

20

GENERAL INFO

MEDIA INFO

FRONT OFFICE

PLAYERS

HISTORY

WNBA


OPPONENTS

COMMUNITY

ENTERTAINMENT

PHILIPS ARENA

FORWARD



**HEIGHT:** 6-4      **BIRTHDATE:** SEPT. 20, 1983  
**WEIGHT:** 175      **EXPERIENCE:** 4 YEARS  
**COLLEGE:** HOUSTON

**WNBA TRANSACTIONS:** Selected by Houston in the first round (fifth overall) of the 2005 WNBA Draft... Acquired by the Atlanta Dream from the Houston Comets in the 2008 dispersal draft.

**PERSONAL:** Daughter of Evelyn Lyttle and Ian Cain... Nickname is "Saint"... Grew up in St. Vincent, West Indies... Did not play basketball until senior year of high school... Ran track in high school, competing in the 100, 200, 400, 800, 300 hurdles, high jump, long jump and the shot put... Lists best piece of advice ever received as, "My mom always told me never to give up on anything. Even when it's not my turn, try my best and wait for it."

**2008 WNBA SEASON:** Played in 27 games for the Comets, including nine starts... Averaged 8.2 points, 6.2 rebounds, 1.5 steals and 1.0 blocks per game... Recorded career-highs in all major statistical categories... Led the team in field goal percentage, shooting 58.2% from the field... Led the team in blocked shots... Scored a career-high 23 points against San Antonio on June 26... Recorded a career-high 18 rebounds two times.

**2007 WNBA SEASON:** Played in 31 games for the Comets, including 25 starts... Averaged 5.9 points, 5.3 rebounds and 1.2 steals per game... Recorded her first career double-double with ten points and 11 rebounds against Connecticut on July 22.

**2006 WNBA SEASON:** Appeared in 29 games for the Comets, including 2 starts... Averaged 3.7 points and 3.9 rebounds per game.

**2005 WNBA SEASON:** Played in 33 games for the Comets as a rookie... Averaged 4.2 points and 3.8 rebounds... Ranked first among WNBA rookies in field goal percentage (58.4%)... Set the Comets rookie record for field goal percentage in a season... Finished second among rookies in rebounds per game (3.8)... Made her WNBA debut against San Antonio on May 21... Scored a season-high 13 points with four rebounds on June 15 against Los Angeles.

**COLLEGE:** Finished collegiate career at University of Houston after spending two seasons at Clarendon Junior College in Clarendon, TX... In two seasons with the Lady Cougars, averaged 17.6 points and 10.7 rebounds per game... Averaged 18.8 points and led the nation in rebounding with 12.1 boards per game as a senior... Earned Associated Press All-America Honorable Mention, All-Conference USA First Team and Conference USA All-Tournament Team honors in 2005... Recorded three 30-plus point games during senior season, including a ca-

reer-high-tying 34 vs. Creighton on November 24, 2004... Scored 33 points and hauled down a career-best 20 rebounds vs. USF on January 16, 2005... Also selected All-Conference USA Second Team as a junior... Originally set Division I career high in scoring with a 34-point outing in the C-USA Tournament vs. Cincinnati on March 5, 2004... 2003 NJCAA Division I Women's Basketball All-Region V First-Team selection at Clarendon Junior College... Recorded a 49-point game with 15 rebounds and 10 blocks while at Clarendon JC.

### CAREER SEASON AVERAGES

Year	Team	G	GS	MPG	FG%	3P%	FT%	OFF	DEF	RPG	APG	SPG	BPG	TO	PF	PPG
2005	HOU	33	0	13.9	0.584	0.000	0.550	1.1	2.7	3.8	0.5	0.6	0.1	0.70	1.40	4.2
2006	HOU	29	2	13.1	0.460	0.000	0.619	1.4	2.6	3.9	0.3	0.9	0.1	0.62	2.10	3.7
2007	HOU	31	25	16.3	0.494	0.000	0.569	2.1	3.2	5.3	1.0	1.2	0.6	1.29	2.00	5.9
2008	HOU	27	9	18.1	0.582	0.000	0.745	1.8	4.4	6.2	0.9	1.5	1.0	1.11	2.40	8.2
<b>CAREER</b>		<b>120</b>	<b>36</b>	<b>15.3</b>	<b>0.534</b>	<b>0.000</b>	<b>0.625</b>	<b>1.6</b>	<b>3.2</b>	<b>4.8</b>	<b>0.7</b>	<b>1.0</b>	<b>0.4</b>	<b>0.93</b>	<b>1.90</b>	<b>5.4</b>

### CAREER PLAYOFF AVERAGES

Year	Team	G	GS	MPG	FG%	3P%	FT%	OFF	DEF	RPG	APG	SPG	BPG	TO	PF	PPG
2005	HOU	5	0	6.8	0.600	0.000	0.667	0.4	2.0	2.4	0.0	0.4	0.0	0.00	1.00	2.0
2006	HOU	2	0	15.5	0.800	0.000	0.750	0.0	5.0	5.0	0.0	0.5	0.0	1.00	2.00	5.5
<b>CAREER</b>		<b>7</b>	<b>0</b>	<b>9.3</b>	<b>0.700</b>	<b>0.000</b>	<b>0.700</b>	<b>0.3</b>	<b>2.9</b>	<b>3.1</b>	<b>0.0</b>	<b>0.4</b>	<b>0.0</b>	<b>0.29</b>	<b>1.30</b>	<b>3.0</b>

### SEASON HIGHS

Points	23 vs. San Antonio 06/26/08
Field Goals Made	10 vs. San Antonio 06/26/08
Field Goals Attempted	12 (2 Times)
Three Point Field Goals Made	None
Three Point Field Goals Attempted	None
Free Throws Made	6 (2 Times)
Free Throws Attempted	7 vs. Minnesota 07/17/08
Offensive Rebounds	8 vs. Minnesota 07/17/08
Defensive Rebounds	14 @ Atlanta 07/03/08
Total Rebounds	18 (2 Times)
Assists	4 vs. San Antonio 06/26/08
Steals	6 vs. Indiana 06/28/08
Blocks	3 (5 Times)
Minutes Played	34 (2 Times)

### CAREER HIGHS

Points	23 vs. San Antonio 06/26/08
Field Goals Made	10 vs. San Antonio 06/26/08
Field Goals Attempted	13 vs. Phoenix 06/30/07
Three Point Field Goals Made	None
Three Point Field Goals Attempted	None
Free Throws Made	6 (2 Times)
Free Throws Attempted	8 vs. Sacramento 06/14/06
Offensive Rebounds	8 vs. Minnesota 07/17/08
Defensive Rebounds	14 @ Atlanta 07/03/08
Total Rebounds	18 (2 Times)
Assists	6 vs. Phoenix 06/30/07
Steals	6 vs. Indiana 06/28/08
Blocks	3 (7 Times)
Minutes Played	34 (2 Times)

ANGEL

McCOUGHTRY

35



# GUARD/FORWARD

**HEIGHT:** 6-1      **BIRTHDATE:** SEPT. 10, 1986

**EXPERIENCE:** ROOKIE

**FROM:** LOUISVILLE

**WNBA TRANSACTIONS:** Drafted by the Atlanta Dream with the first overall pick in the 2009 WNBA draft.



**PERSONAL:** Native of Baltimore, MD... Daughter of Roi and Sharon McCoughtry... Majored in Communications at Louisville... Graduated from St. Francis High School and then spent one year at the Patterson School in North Carolina... Writing a book about her story growing up to encourage children.

**COLLEGE:** All-time leading scorer and rebounder at Louisville with 2,779 points and 1,261 rebounds... Averaged 20 points and 9.1 rebounds per game in collegiate career... Averaged 23.1 points and 9.3 rebounds per game as a senior... Led Louisville to the championship game and the first Final Four in program history as a senior... Named Big East Defensive Player of the Year as a senior... Three-time All-Big

East first team selection... Three-time WBCA/State Farm All-American... Louisville's first three time All-American... First team All-American by the Associated Press, USBWA, ESPN.com, and CBSSportline.com as a senior... Led the Big East in scoring, rebounding and steals for three straight years... Led the nation in steals as a senior with 4.3 per game... Scored a career-high 41 points against DePaul as a senior, tying her own school scoring record... Set a new single season scoring record with 858 points as a senior, surpassing her own record set during her sophomore year... Big East All-Freshman Team (2006)... Gold medalist on Team USA at Pan American Games in 2007.

## NCAA SEASON AVERAGES

Season	G	FGM	FGA	PCT	FTM	FTA	PCT	3PM	3PA	PCT	REB	AST	STL	BL	PTS	AVG
05-06	29	107	229	.467	46	83	.554	6	20	.300	216	46	57	23	266	9.20
06-07	35	285	561	.508	140	194	.722	44	119	.370	362	59	112	56	754	21.5
07-08	36	321	688	.467	166	228	.728	50	169	.296	321	54	148	41	858	23.8
08-09	33	281	623	.451	176	240	.733	39	112	.348	306	61	146	37	777	23.5

**CAREER** 133 994 2101 .473 528 745 .709 139 420 .331 1205 220 463 157 2655 20.0

GENERAL INFO

MEDIA INFO

FRONT OFFICE

PLAYERS

HISTORY

WNBA

OPPONENTS

COMMUNITY

ENTERTAINMENT

PHILIPS ARENA



MICHELLE

SNOW

2

CENTER

**HEIGHT:** 6-5      **BIRTHDATE:** MARCH 20, 1980  
**WEIGHT:** 158      **EXPERIENCE:** 7 YEARS  
**FROM:** TENNESSEE

**WNBA TRANSACTIONS:** Selected by the Houston Comets in the first round (10th overall) of the 2002 WNBA Draft... Signed by Dream on February 18, 2009.



**PERSONAL:** Born in Pensacola, FL... Oldest of five siblings... Nickname is "Shell"... Mother Rosa, who lived with chronic inflammatory disease lupus for more than 13 years, passed away in 2004 from complications associated with the disease... To honor her mother's legacy she hopes to increase awareness of lupus by raising money for treatment and to find a cure... Has a degree in psychology from Tennessee... Credits high school coach, Alison Davis, as being her biggest sports influence... Hobbies include reading, writing poetry and traveling.

**2008 WNBA SEASON:** Started in all 34 games for the Comets... Averaged 9.9 points, 6.8 rebounds, 1.3 assists and 0.9 blocks per game... Led the team in rebounding... Second leading scorer on the team... Finished second on the team in field goal percentage (52.9%)... Ranked fourth in the league in field goal percentage... Ranked 11th in rebounds per game.

**2007 WNBA SEASON:** Started in all 34 games for the Comets... Averaged 10.8 points, 6.8 rebounds, 1.4 assists and 1.0 blocks per game.

**2006 WNBA SEASON:** Started all 34 games for the Comets... Averaged 13 points, 7.9 rebounds, 1.4 assists and 1.1 blocks per game... Recorded career-high averages for points and rebounds... Named to the All-Star team and dunked in the All-Star game... Recorded a career-high 23 rebounds against Minnesota on August 4.

**2005 WNBA SEASON:** Appeared in 33 games, starting all of them... Averaged 12 points, 6.8 rebounds, 1.2 assists and 1.1 blocks per game... Shot a career-high 55.1% from the field.

**2004 WNBA SEASON:** Appeared in 31 games, starting all 31. Averaged 8.9 points, 7.7 rebounds and 1.1 blocks per game.

**2003 WNBA SEASON:** Started all 34 games for the Comets... Averaged 9.2 points, 7.7 rebounds, 1.2 assists and 1.8 blocks per game... Named the league's Most Improved Player... Recorded a career-high eight blocks against San Antonio on June 20.





**2002 WNBA SEASON:** Played in 32 games, including two starts. Averaged 3.9 points and 3.7 rebounds in 15 minutes per game.

**COLLEGE:** Averaged 10.9 points and 6.5 rebounds per game during her career at Tennessee... Became

the 25th Lady Vol to register 1,000 career points... Associated Press All-American Honorable mention as a senior... Selected to WBCA All-Star Team in 2002... Recorded three dunks during her collegiate career... All-SEC Second Team as a sophomore.

### CAREER SEASON AVERAGES

Year	Team	G	GS	MPG	FG%	3P%	FT%	OFF	DEF	RPG	APG	SPG	BPG	TO	PF	PPG
2002	HOU	32	2	15.0	0.469	0.500	0.596	1.0	2.8	3.7	0.4	0.4	0.8	0.69	1.80	3.9
2003	HOU	34	34	30.1	0.498	0.000	0.729	2.2	5.5	7.7	1.2	1.0	1.8	2.00	3.50	9.2
2004	HOU	31	31	28.8	0.454	0.000	0.602	2.0	5.7	7.7	1.0	0.9	1.1	2.29	2.90	8.9
2005	HOU	33	33	29.3	0.551	0.000	0.708	2.1	4.8	6.8	1.2	0.6	1.1	1.97	3.60	12.0
2006	HOU	34	34	29.2	0.510	0.000	0.667	2.3	5.6	7.9	1.4	1.0	1.1	2.59	3.60	13.0
2007	HOU	34	34	26.2	0.493	0.000	0.768	2.3	4.5	6.8	1.4	0.5	1.0	2.68	3.10	10.8
2008	HOU	34	34	25.2	0.529	0.500	0.697	2.2	4.6	6.8	1.3	0.5	0.9	1.88	3.30	9.9
<b>CAREER</b>		<b>232</b>	<b>202</b>	<b>226.3</b>	<b>0.505</b>	<b>0.400</b>	<b>0.686</b>	<b>2.0</b>	<b>4.8</b>	<b>6.8</b>	<b>1.1</b>	<b>0.7</b>	<b>1.1</b>	<b>2.02</b>	<b>3.10</b>	<b>9.7</b>
<b>ALL-STAR</b>		<b>2</b>	<b>0</b>	<b>16.0</b>	<b>0.500</b>	<b>0.000</b>	<b>0.667</b>	<b>4.0</b>	<b>3.0</b>	<b>7.0</b>	<b>1.0</b>	<b>0.5</b>	<b>0.5</b>	<b>0.00</b>	<b>1.50</b>	

### CAREER PLAYOFF AVERAGE

Year	Team	G	GS	MPG	FG%	3P%	FT%	OFF	DEF	RPG	APG	SPG	BPG	TO	PF	PPG
2002	HOU	3	0	26.3	0.333	0.000	0.875	2.0	5.0	7.0	1.3	0.0	0.7	1.67	3.00	6.3
2003	HOU	3	3	29.7	0.400	0.000	0.625	4.0	5.7	9.7	1.7	1.3	1.3	1.67	3.30	8.3
2005	HOU	5	5	30.4	0.529	0.000	0.696	0.2	5.2	5.4	0.8	1.0	0.6	3.20	3.00	10.4
2006	HOU	2	2	28.5	0.588	0.000	0.917	1.5	4.5	6.0	2.0	1.0	3.0	1.00	4.50	15.5
<b>CAREER</b>		<b>13</b>	<b>10</b>	<b>29.0</b>	<b>0.468</b>	<b>0.000</b>	<b>0.765</b>	<b>1.7</b>	<b>5.2</b>	<b>6.8</b>	<b>1.3</b>	<b>0.9</b>	<b>1.1</b>	<b>2.15</b>	<b>3.30</b>	<b>9.8</b>

### SEASON HIGHS

Points	20 vs. Los Angeles 07/19/08
Field Goals Made	7 (3 Times)
Field Goals Attempted	17 vs. Los Angeles 07/19/08
Three Point Field Goals Made	1 vs. Los Angeles 07/19/08
Three Point Field Goals Attempted	1 (2 Times)
Free Throws Made	8 @ Phoenix 09/07/08
Free Throws Attempted	11 @ Phoenix 09/07/08
Offensive Rebounds	6 vs. Atlanta 06/16/08
Defensive Rebounds	13 vs. San Antonio 06/26/08
Total Rebounds	16 (2 Times)
Assists	4 vs. Sacramento 07/05/08
Steals	5 vs. Chicago 07/26/08
Blocks	4 @ Sacramento 08/30/08
Minutes Played	40 (2 Times)

### CAREER HIGHS

Points	24 (3 Times)
Field Goals Made	10 @ Chicago 07/14/06
Field Goals Attempted	20 @ Minnesota 08/04/06
Three Point Field Goals Made	1 (2 Times)
Three Point Field Goals Attempted	1 (5 Times)
Free Throws Made	9 @ Phoenix 05/25/07
Free Throws Attempted	12 @ Phoenix 05/25/07
Offensive Rebounds	9 @ Minnesota 08/04/06
Defensive Rebounds	15 @ Minnesota 06/30/04
Total Rebounds	23 @ Minnesota 08/04/06
Assists	4 (7 Times)
Steals	5 vs. Chicago 07/26/08
Blocks	8 @ San Antonio 06/20/03
Minutes Played	48 vs. Indiana 05/29/05

GENERAL INFO

MEDIA INFO

FRONT OFFICE

PLAYERS

HISTORY

WNBA

OPPONENTS

COMMUNITY

ENTERTAINMENT

PHILIPS ARENA


**NIKKI TEASLEY** **42**
**GUARD**

**HEIGHT:** 6-0      **BIRTHDATE:** MARCH 22, 1979  
**WEIGHT:** 169      **EXPERIENCE:** 6 YEARS  
**FROM:** NORTH CAROLINA

**WNBA TRANSACTIONS:** Selected by the Portland Fire in the first round (fifth overall) of the 2002 WNBA Draft... Traded by Portland on draft day (Teasley and Sophia Witherspoon) to the Los Angeles Sparks in ex-

change for Ukari Figgs and Gergana Slavtcheva)... Traded from the Sparks to the Washington Mystics on March 1, 2006 (Teasley and 8th pick in 2006 Draft for Temeka Johnson, Muriel Paige and 5th pick in 2006 Draft)... Waived by the Mystics on March 24, 2008... Signed by the Atlanta Dream on August 15, 2008... Re-signed with the Dream on January 12, 2009.

**PERSONAL:** Daughter of Ernestine Teasley... Full name is Michelle Nicole Teasley... Has a daughter, Yasherae (born in June 2008)... Majored in African-American Studies at North Carolina.

**2005 SEASON:** Appeared in 19 games for the Sparks... Missed the final 15 games of the regular season due to a foot injury... Averaged 7.4 points, 2.8 rebounds and 3.7 assists per game...

**2008 SEASON:** Missed the 2008 season after giving birth to her daughter in June... Signed by the Dream on August 15... Served as a community ambassador for the team in the offseason before playing overseas in Spain.

**2004 SEASON:** Started all 34 games for the Sparks... Averaged 9.9 points, 3.4 rebounds, 6.1 assists and 1.3 steals per game...

**2007 SEASON:** Played in 33 games for the Mystics, all starts... Averaged 5.2 points, 2.2 rebounds and 3.3 assists per game... Shot a career-high 93.3% from the free throw line... Recorded a season-high 10 assists against Seattle on July 24.

**2003 SEASON:** Started all 34 games for the Sparks... Averaged 11.5 points, 5.1 rebounds, 6.3 assists and 1.1 steals per game... Recorded career-high averages in points, rebounds, assists and minutes. Named MVP of the 2003 WNBA All-Star game.

**2006 SEASON:** Started all 34 games for the Mystics... Averaged 10.7 points, 2.6 rebounds and 5.4 assists per game... Led the league in assists... Scored a career-high 26 points against New York on June 17... In the Playoffs: Averaged 10 points and four assists per game.

**2002 SEASON:** Played in 32 games for the Sparks, all starts... Averaged 6.4 points, 2.6 rebounds and 4.4 assists per game... Made her WNBA debut on May 25 against New York, recording eight points, four rebounds and three assists in 32 minutes. Starting point guard for Los Angeles Sparks Championship team.



**COLLEGE:** Named first-team All-ACC First Team in 2002...AP All-America honorable mention in 2002...1998 ACC Rookie of the Year...UNC's all-time assists leader with 728 total, which is second in ACC history...Led ACC in assists in 1998 (5.5 apg) and 2000 (5.9 apg), and steals in 1999 (3.2 spg)...Career assist average of 5.8 per game is the

highest in ACC history...First player in ACC history to lead the conference in assists all four years of her career...Second player in conference history to score 1,500 points and hand out 600 assists in her career...Led UNC to the ACC Tournament Championship and at least in the NCAA Sweet 16 all four years of her career.

### CAREER SEASON AVERAGES

Year	Team	G	GS	MPG	FG%	3P%	FT%	OFF	DEF	RPG	APG	SPG	BPG	TO	PF	PPG
2002	LAS	32	32	27.6	0.404	0.400	0.750	0.5	2.1	2.6	4.4	0.8	0.3	2.13	2.00	6.4
2003	LAS	34	34	35.0	0.389	0.424	0.875	0.9	4.3	5.1	6.3	1.1	0.4	3.18	2.00	11.5
2004	LAS	34	34	32.5	0.388	0.412	0.765	0.9	2.6	3.4	6.1	1.3	0.2	3.03	2.60	9.9
2005	LAS	19	19	29.0	0.333	0.309	0.846	0.3	2.5	2.8	3.7	1.2	0.2	2.47	2.00	7.4
2006	WAS	34	34	28.8	0.371	0.344	0.826	0.4	2.2	2.6	5.4	1.3	0.3	2.26	2.40	10.7
2007	WAS	33	33	22.6	0.336	0.329	0.933	0.6	1.6	2.2	3.3	0.7	0.2	1.88	2.40	5.2
<b>CAREER</b>		<b>186</b>	<b>186</b>	<b>29.3</b>	<b>0.375</b>	<b>0.378</b>	<b>0.836</b>	<b>0.6</b>	<b>2.6</b>	<b>3.2</b>	<b>5.0</b>	<b>1.1</b>	<b>0.2</b>	<b>2.50</b>	<b>2.30</b>	<b>8.7</b>
<b>ALL-STAR</b>		<b>1</b>	<b>0</b>	<b>24.0</b>	<b>0.333</b>	<b>0.400</b>	<b>1.000</b>	<b>0.0</b>	<b>6.0</b>	<b>6.0</b>	<b>6.0</b>	<b>5.0</b>	<b>0.0</b>	<b>0.00</b>	<b>0.00</b>	<b>10.0</b>

### CAREER PLAYOFF AVERAGE

Year	Team	G	GS	MPG	FG%	3P%	FT%	OFF	DEF	RPG	APG	SPG	BPG	TO	PF	PPG
2002	LAS	6	6	30.7	0.333	0.227	0.842	0.5	1.7	2.2	7.8	1.5	0.2	3.67	3.70	8.2
2003	LAS	9	9	34.7	0.328	0.222	0.800	1.2	3.2	4.4	7.9	1.3	0.0	3.00	2.60	7.8
2004	LAS	3	3	29.3	0.263	0.333	1.000	0.3	0.7	1.0	5.3	0.7	0.3	4.67	3.30	6.3
2005	LAS	2	1	30.5	0.333	0.182	0.667	1.0	1.5	2.5	7.0	1.5	0.0	1.50	2.00	11.0
2006	WAS	2	2	33.5	0.333	0.000	0.857	0.5	4.5	5.0	4.0	0.5	0.0	3.50	2.50	10.0
<b>CAREER</b>		<b>22</b>	<b>21</b>	<b>32.4</b>	<b>0.324</b>	<b>0.216</b>	<b>0.814</b>	<b>0.8</b>	<b>2.4</b>	<b>3.2</b>	<b>7.1</b>	<b>1.2</b>	<b>0.1</b>	<b>3.32</b>	<b>2.90</b>	<b>8.2</b>

### SEASON HIGHS

Points	15 @ Chicago 06/23/2007
Field Goals Made	4 (2 Times)
Field Goals Attempted	11 at New York 05/24/2007
Three Point Field Goals Made	4 vs. Phoenix 06/13/2007
Three Point Field Goals Attempted	8 @ New York 05/24/2007
Free Throws Made	7 @ Chicago 06/23/2007
Free Throws Attempted	7 @ Chicago 06/23/2007
Offensive Rebounds	2 (5 Times)
Defensive Rebounds	6 vs. Minnesota 07/10/2007
Total Rebounds	7 vs. Minnesota 07/10/2007
Assists	10 vs. Seattle 07/24/2007
Steals	2 vs. New York 08/03/2007
Blocks	1 (6 Times)
Minutes Played	37 @ Connecticut 08/19/2007

### CAREER HIGHS

Points	26 vs. New York 06/17/2006
Field Goals Made	8 (2 Times)
Field Goals Attempted	20 at Sacram. 07/31/2003
Three Point Field Goals Made	6 (2 Times)
Three Point Field Goals Attempted	11 at Minnesota 07/05/2006
Free Throws Made	10 @ Phoenix 08/08/2003
Free Throws Attempted	10 (2 Times)
Offensive Rebounds	3 (5 Times)
Defensive Rebounds	9 (3 Times)
Total Rebounds	11 at Sacram. 06/07/2003
Assists	13 at New York 06/14/2003
Steals	5 at L.A. 07/01/2006
Blocks	2 (6 Times)
Minutes Played	50 vs. Phoenix 07/15/2003



TAMERA

YOUNG

11

GUARD

**HEIGHT:** 6-2      **BIRTHDATE:** OCT. 30, 1986  
**WEIGHT:** 166      **EXPERIENCE:** 1 YEAR  
**COLLEGE:** JAMES MADISON

**WNBA TRANSACTIONS:** Selected by the Atlanta Dream in the first round (eighth overall) of the 2008 WNBA Draft.



**PERSONAL:** Daughter of Greg Young and Lynda Nichols-Brown and John Brown.... Has a brother, A.J., and two sisters, Nikia and Valerie... Nickname is Tee... Hobbies include watching movies and shopping... Lists the Bible as her favorite book... Favorite actress is Sanaa Lathan and favorite actor is Denzel Washington... Wears her hair in pigtails during most games, a superstition that started in college... First player from James Madison to play in the WNBA... Majored in Kinesiology with a concentration in sports management and a minor in business at James Madison... Attended same high school (Laney High School) as Michael Jordan.

**2008 SEASON:** Appeared in 33 games for the Dream, including 15 starts in her rookie season... Averaged 7.3 points, 4.2 rebounds and 1.2 assists per game... Scored a career-high 26 points against Detroit on June 29... Recorded a career-high 13 rebounds against San Antonio on June 18... Tied for second on team in rebounding (4.2 rpg)... Tied for single-game record for steals (5 vs. Washington on June 20).

**COLLEGE:** First player from James Madison to play in the WNBA... Holds CAA and school career scoring record (2,121)... Second on JMU and CAA career rebounding list (1,127) and only the second player in school history with more than 1,000 rebounds... School-record season points (693) and season scoring average (20.4)... School record career scoring average (16.7)... School-record career steals (275)... School-record career starts (125)... School-record 44 consecutive games in double figures... School-record 38 points in a single game... CAA Player of the Year (2007-08)... Associated Press All-America honorable mention as a senior... Leading scorer (20.4) and rebounder (10.4) in the CAA as a senior... Earned all-CAA first team honors three times... Named to the Richmond Times-Dispatch All-State First-Team three times... Named to the CAA All-Tournament and All-Defensive teams as a sophomore... Named to the CAA All-Rookie team as a freshman... Set the freshman record for steals.



## CAREER SEASON AVERAGES

Year	Team	G	GS	MPG	FG%	3P%	FT%	OFF	DEF	RPG	APG	SPG	BPG	TO	PF	PPG
2008	ATL	33	15	22.6	0.333	0.325	0.691	1.3	2.9	4.2	1.2	0.9	0.3	1.79	2.90	7.3
<b>CAREER</b>		<b>33</b>	<b>15</b>	<b>22.6</b>	<b>0.333</b>	<b>0.325</b>	<b>0.691</b>	<b>1.3</b>	<b>2.9</b>	<b>4.2</b>	<b>1.2</b>	<b>0.9</b>	<b>0.3</b>	<b>1.79</b>	<b>2.90</b>	<b>7.3</b>

### SEASON HIGHS

Points	26 @ Detroit 06/29/08
Field Goals Made	8 @ Seattle 09/12/08
Field Goals Attempted	16 vs. Phoenix 07/01/08
Three Point Field Goals Made	3 @ Detroit 06/29/08
Three Point Field Goals Attempted	4 (2 Times)
Free Throws Made	9 @ Detroit 06/29/08
Free Throws Attempted	10 (2 Times)
Offensive Rebounds	8 vs. San Antonio 06/18/08
Defensive Rebounds	10 vs. Detroit 06/22/08
Total Rebounds	13 vs. San Antonio 06/18/08
Assists	7 vs. San Antonio 06/18/08
Steals	5 @ Washington 06/20/08
Blocks	2 vs. Indiana 06/13/08
Minutes Played	38 @ Houston 06/16/08

### CAREER HIGHS

Points	26 @ Detroit 06/29/08
Field Goals Made	8 @ Seattle 09/12/08
Field Goals Attempted	16 vs. Phoenix 07/01/08
Three Point Field Goals Made	3 @ Detroit 06/29/08
Three Point Field Goals Attempted	4 (2 Times)
Free Throws Made	9 @ Detroit 06/29/08
Free Throws Attempted	10 (2 Times)
Offensive Rebounds	8 vs. San Antonio 06/18/08
Defensive Rebounds	10 vs. Detroit 06/22/08
Total Rebounds	13 vs. San Antonio 06/18/08
Assists	7 vs. San Antonio 06/18/08
Steals	5 @ Washington 06/20/08
Blocks	2 vs. Indiana 06/13/08
Minutes Played	38 @ Houston 06/16/08



GENERAL INFO

MEDIA INFO

FRONT OFFICE

PLAYERS

HISTORY

WNBA

OPPONENTS

COMMUNITY

ENTERTAINMENT

PHILIPS ARENA

A hand holding a pen is visible on the right side of the image, pointing towards a sunburst pattern of light blue rays that radiate from a central point. The background is split into a red section on the left and a blue section on the right. The word "HISTORY" is written in a bold, red, distressed font at the bottom.

**HISTORY**



WNBA

08

# KEY DATES



## October 17, 2007

WNBA team awarded to the city of Atlanta - (Owner, Ron Terwilliger)

## November 28, 2007

Marynell Meadors named General Manager and Head Coach

## January 23, 2008

Team name and logo officially announced

## February 6, 2008

WNBA Expansion Draft

## April 3, 2008

Official Uniform Unveiling

## April 9, 2008

WNBA Draft from Tampa, FL

## April 15, 2008

Inaugural season open tryouts

## April 20, 2008

Inaugural training camp begins

## April 30, 2008

Team Mascot(Star) unveiled

## May 3, 2008

First Pre-season game vs. Los Angeles Sparks

## May 23, 2008

Home opener vs. Detroit Shock at Philips Arena

## July 5, 2008

First Home Win in Franchise History  
Dream Beat Chicago Sky 91-84

## July 9, 2008

Dream Earn First Road Win in Franchise History with  
73-67 victory over Minnesota Lynx

## April 20, 2009

Dream Signs WNBA All-Star Chamique Holdsclaw



# FRANCHISE FIRSTS



## **First Starting Line Up**

@ Connecticut: Betty Lennox, Kristin Haynie, Stacey Lovelace, Jennifer Lacy, Iziane Castro Marques  
May 17, 2008

## **First Field Goal Made**

Iziane Castro Marques, at 9:46,  
first quarter, May 17, 2008

## **First 3 point Field Goal Made**

Stacey Lovelace, at 7:35,  
first quarter, May 17, 2008

## **First Rebound**

Betty Lennox, at 8:28,  
first quarter, May 17, 2008

## **First Assist**

Jennifer Lacy, at 9:46,  
first quarter, May 17, 2008

## **First Steal**

Iziane Castro Marques, at 9:22,  
first quarter, May 17, 2008

## **First First double/double**

Erika De Souza, 18 rebounds & 10 points,  
vs. Detroit, May 23, 2008

## **First player in double figure scoring**

Betty Lennox, 19 points,  
@ Connecticut, May 17, 2008

## **First Free Throw attempt**

Jennifer Lacy, at 8:28 first quarter,  
@ Connecticut, May 17, 2008

## **First Personal Foul**

Stacey Lovelace, at 7:17, first quarter,  
@ Connecticut, May 17, 2008

## **First Home Game Win**

Atlanta Dream 91 - Chicago Sky 84,  
July 5, 2008

## **First Home Game Loss**

Atlanta Dream 76 - Detroit Shock 88,  
May 23, 2008

## **First Away Game Win**

Atlanta Dream 73 - Minnesota Lynx 67,  
July 9, 2008

## **First Away Game Loss**

Atlanta Dream 68 - Connecticut Sun 100,  
May 17, 2008

# ALL-TIME RESULTS



## ALL-TIME COACHES

Coach	Years	W-L	Percentage
Marynell Meadors	2008	4-30	0.133

## WON-LOST BY YEAR

Year	Overall	Home	Away	Conference Place
2008	4-30	1-16	3-14	7th

## DREAM RECORD VS. OPPONENT

Team	2008 Season Record		All-Time Record
	Home	Road	Total
Chicago	1-1	0-2	1-3
Connecticut	0-1	0-2	0-3
Detroit	0-2	0-1	0-3
Houston	0-1	0-1	0-2
Indiana	0-2	1-1	1-3
Los Angeles	0-1	1-0	1-1
Minnesota	0-1	1-0	1-1
New York	0-2	0-1	0-3
Phoenix	0-1	0-1	0-2
Sacramento	0-1	0-1	0-2
San Antonio	0-1	0-1	0-2
Seattle	0-1	0-1	0-2
Washington	0-1	0-2	0-3
<b>TOTALS</b>	<b>1-16</b>	<b>3-14</b>	<b>4-30</b>

## ANNUAL ATTENDANCE FIGURES

2008: 141,829      Average/Game: 8,343

## LARGEST HOME CROWDS

11,442 on 8/29/08 vs. Connecticut  
10,431 on 7/22/08 vs. Sacramento  
10,185 on 5/23/08 vs. Detroit

# DRAFT HISTORY



## 2008 WNBA EXPANSION DRAFT \*\*

Player	Position	From
Carla Thomas	Forward	Chicago Sky
Erika De Souza	Forward/Center	Connecticut Sun
Katie Feenstra	Center	Detroit Shock
Roneeka Hodges	Guard	Houston Comets
Ann Strother	Guard/Forward	Indiana Fever
LaToya Thomas	Forward	L.A. Sparks
Kristen Mann	Forward	Minnesota Lynx
Ann Wauters	Center	N.Y. Liberty
Jennifer Lacy	Forward	Phx. Mercury
Kristin Haynie	Guard	Sac. Monarchs
Chantelle Anderson	Center	S.A. Silver Stars
Betty Lennox	Guard	Seattle Storm
Yelena Leuchanka	Center	Wash. Mystics

## 2008 WNBA DRAFT

Player	Pick	Position	From
Tamera Young	8	Guard	J. Madison
Morenike Atunrase	24	Guard/Forward	Texas A&M
Danielle Hood	32	Guard	Hartford

## 2009 HOUSTON COMETS DISPERSAL DRAFT

Player	Pick Position	From
Sancho Lyttle	1 Forward/Center	Houston

## 2009 WNBA DRAFT

Player	Pick	Position	From
Angel McCoughtry	1	Guard	Louisville
Shalee Lehning	25	Guard	Kansas State
Jessica Morrow	27	Guard	Baylor

\*\*Additionally, Atlanta immediately orchestrated three trades involving players in the expansion draft. The Dream traded the fourth overall pick in the 2008 WNBA Draft and guard Roneeka Hodges to Seattle in exchange for the eighth pick in the draft and veteran guard Iziane Castro Marques. They also traded the 18th draft pick and forward LaToya Thomas to Detroit in exchange for second-year guard Ivory Latta. In the third trade, the Dream acquired the 24th overall draft pick from Indiana, in exchange for agreeing not to select specific unprotected Fever players.

# ALL-TIME ROSTER

GENERAL INFO

MEDIA INFO

FRONT OFFICE

PLAYERS

HISTORY

WNBA

OPPONENTS

COMMUNITY

ENTERTAINMENT

PHILIPS ARENA

**Alison Bales #33 C 6-7 04/04/1985 Duke '07**

*Acquired: In a trade with the Indiana Fever on July 4, 2008.*

*Departed: Traded to the Phoenix Mercury on January 21, 2009.*

SEASON	GP-GS	MIN	FGM-FGA	FG%	FGM-FGA	FG%	FTM-FTA	FT%	OFF	DEF	TOT/AVG	AST	PF-DQ	STL	TO	BLK	PTS/AVG
2008	17-9	388:57	30-74	0.405	1-3	0.333	21-31	0.677	20	82	102/6.0	11	37-0	15	10	29	82/4.8

**Iziane Castro Marques #8 G 6-0 03/13/1982 Brazil**

*Acquired: From the Seattle Storm in the 2008 expansion draft.*

SEASON	GP-GS	MIN	FGM-FGA	FG%	FGM-FGA	FG%	FTM-FTA	FT%	OFF	DEF	TOT/AVG	AST	PF-DQ	STL	TO	BLK	PTS/AVG
2008	29-20	670:45	96-272	0.353	29-94	0.309	48-59	0.814	10	55	65/2.2	52	39-0	27	57	6	269/9.3

**Erika De Souza #14 F/C 6-5 03/03/1982 Brazil**

*Acquired: From the Connecticut in the 2008 expansion draft.*

SEASON	GP-GS	MIN	FGM-FGA	FG%	FGM-FGA	FG%	FTM-FTA	FT%	OFF	DEF	TOT/AVG	AST	PF-DQ	STL	TO	BLK	PTS/AVG
2008	12-8	277:29	48-82	0.585	0-0	0.000	16-26	0.615	39	40	79/6.6	8	48-2	17	20	21	112/9.3

**Katie Feenstra #44 C 6-8 11/17/1982 Liberty '05**

*Acquired: From the Detroit Shock in the 2008 expansion draft.*

*Departed: Waived by the Dream on April 8, 2009.*

SEASON	GP-GS	MIN	FGM-FGA	FG%	FGM-FGA	FG%	FTM-FTA	FT%	OFF	DEF	TOT/AVG	AST	PF-DQ	STL	TO	BLK	PTS/AVG
2008	33-4	461:45	77-144	0.535	0-0	0.000	66-88	0.750	43	87	130/3.9	10	91-1	3	58	27	220/6.7

**Kristin Haynie #4 G 5-9 06/17/1983 Michigan State '05**

*Acquired: From the Sacramento Monarchs in the 2008 expansion draft.*

*Acquired: Waived by the Dream on April 15, 2009.*

SEASON	GP-GS	MIN	FGM-FGA	FG%	FGM-FGA	FG%	FTM-FTA	FT%	OFF	DEF	TOT/AVG	AST	PF-DQ	STL	TO	BLK	PTS/AVG
2008	33-3	486:14	30-95	0.316	10-32	0.313	24-32	0.750	15	41	56/1.7	82	41-0	30	47	4	94/2.8

**Jennifer Lacy #21 F 6-3 03/21/1983 Pepperdine '05**

*Acquired: From the Phoenix Mercury in the 2008 expansion draft.*

SEASON	GP-GS	MIN	FGM-FGA	FG%	FGM-FGA	FG%	FTM-FTA	FT%	OFF	DEF	TOT/AVG	AST	PF-DQ	STL	TO	BLK	PTS/AVG
2008	33-22	604:57	74-190	0.389	4-21	0.190	37-55	0.673	35	54	89/2.7	27	97-1	18	37	6	189/5.7

**Ivory Latta #12 G 5-6 09/25/1984 North Carolina '07**

Acquired: From the Detroit Shock in the 2008 expansion draft.

SEASON	GP-GS	MIN	FGM-FGA	FG%	FTM-FTA	FT%	OFF	DEF	TOT/AVG	AST	PF-DQ	STL	TO	BLK	PTS/AVG		
2008	34-31	959:42	124-343	0.362	55-160	0.344	85-106	0.802	13	59	72/2.1	123	83-0	45	61	1	388/11.4

**Betty Lennox #22 G 5-8 12/04/1976 Louisiana Tech '00**

Acquired: From the Seattle Storm in the 2008 expansion draft.

Departed: Waived by the Dream on February 3, 2009.

SEASON	GP-GS	MIN	FGM-FGA	FG%	FTM-FTA	FT%	OFF	DEF	TOT/AVG	AST	PF-DQ	STL	TO	BLK	PTS/AVG		
2008	34-33	1009:38	207-499	0.415	63-176	0.358	118-138	0.855	36	107	143/4.2	81	92-0	45	114	3	595/17.5

**Camille Little #20 F 6-2 01/18/1985 North Carolina '07**

Acquired: In a trade with the San Antonio Silver Stars on April 9, 2008.

Departed: Traded to the Seattle Storm on June 22, 2008.

SEASON	GP-GS	MIN	FGM-FGA	FG%	FTM-FTA	FT%	OFF	DEF	TOT/AVG	AST	PF-DQ	STL	TO	BLK	PTS/AVG		
2008	13-2	220:33	21-50	0.420	4-10	0.400	16-27	0.593	18	22	40/3.1	9	34-0	10	18	7	62/4.8

**Stacey Lovelace #32 F/C 6-4 12/05/1974 Purdue '96**

Acquired: Signed as a free agent on March 27, 2008.

Departed: Waived by the Dream on July 8, 2008.

SEASON	GP-GS	MIN	FGM-FGA	FG%	FTM-FTA	FT%	OFF	DEF	TOT/AVG	AST	PF-DQ	STL	TO	BLK	PTS/AVG		
2008	15-7	257:57	36-89	0.404	10-24	0.417	9-13	0.692	20	34	54/3.6	15	34-2	17	18	10	91/6.1

**Kristen Mann #11 F 6-1 08/10/1983 California-Santa Barbara '05**

Acquired: From the Minnesota Lynx in the 2008 expansion draft.

Departed: Traded to the Indiana Fever on July 4, 2008.

SEASON	GP-GS	MIN	FGM-FGA	FG%	FTM-FTA	FT%	OFF	DEF	TOT/AVG	AST	PF-DQ	STL	TO	BLK	PTS/AVG		
2008	13-8	223:13	18-44	0.409	4-8	0.500	5-5	1.000	9	10	19/1.5	14	23-0	8	14	4	45/3.5

**Chioma Nnamaka #9 G 6-0 06/15/1985 Georgia Tech '08**

Acquired: Drafted and traded from the San Antonio Silver Stars on April 9, 2008.

Departed: Waived by the Dream on January 14, 2009.

SEASON	GP-GS	MIN	FGM-FGA	FG%	FTM-FTA	FT%	OFF	DEF	TOT/AVG	AST	PF-DQ	STL	TO	BLK	PTS/AVG		
2008	12-0	84:04	6-26	0.231	2-11	0.182	2-3	0.667	6	6	12/1.0	2	11-0	5	4	0	16/1.3

**Ann Strother #43 G/F 6-3 12/11/1983 Connecticut '06**

Acquired from the Indiana Fever in the 2008 expansion draft.

Departed: Waived by the Dream on January 14, 2009.

SEASON	GP-GS	MIN	FGM-FGA	FG%	FTM-FTA	FT%	OFF	DEF	TOT/AVG	AST	PF-DQ	STL	TO	BLK	PTS/AVG		
2008	21-0	160:18	12-34	0.353	7-19	0.368	8-12	0.667	5	8	13/0.6	7	17-0	5	3	3	39/1.9

**Kasha Terry #35 F/C 6-3 10/21/1983 Georgia Tech '06**

Acquired: Signed as a free agent on June 23, 2008.

Departed: Waived by the Dream on February 4, 2009.


SEASON	GP-GS	MIN	FGM-FGA	FG%	FTM-FTA	FT%	OFF	DEF	TOT/AVG	AST	PF-DQ	STL	TO	BLK	PTS/AVG		
2008	20-8	274:41	36-76	0.474	0-0	0.000	20-33	0.606	27	37	64/3.2	10	52-0	10	37	11	92/4.6

**Tamera Young #23 G 6-2 10/30/86 James Madison '08**

Acquired: Drafted with the 11th overall pick in the 2008 WNBA draft.

SEASON	GP-GS	MIN	FGM-FGA	FG%	FTM-FTA	FT%	OFF	DEF	TOT/AVG	AST	PF-DQ	STL	TO	BLK	PTS/AVG		
2008	33-15	744:52	80-240	0.333	13-40	0.325	67-97	0.691	44	95	139/4.2	41	97-2	30	59	10	240/7.3

# ALL-TIME TRANSACTIONS



## 2009 TRANSACTIONS

- April 20, 2009: Signed forward Chamique Holdsclaw.
- April 9, 2009: Traded the No. 18 pick in the 2009 WNBA Draft to the Detroit Shock for guard Ashley Shields.
- April 8, 2009: Waived center Katie Feenstra.
- February 18, 2009: Signed free agent center Michelle Snow.
- February 17, 2009: Re-signed forward Jennifer Lacy.
- February 11, 2009: Signed Chantelle Anderson to a training camp contract.
- February 3, 2009: Withdrew core qualifying offer and waived Betty Lennox.
- January 21, 2009: Traded Alison Bales to the Phoenix Mercury for their second-round pick in the 2009 draft.
- January 14, 2009: Waived Chioma Nnamaka and Ann Strother.
- January 12, 2009: Re-signed free agent Nikki Teasley.

## 2008 TRANSACTIONS

- December 17, 2008: Traded the 13th pick in the 2009 draft to the Los Angeles Sparks in exchange for the exclusive negotiating rights to Chamique Holdsclaw.
- December 8, 2008: Acquired forward Sancho Lyttle in the Houston Comets Dispersal Draft.
- September 12, 2008: Signed guard/forward Iziane Castro Marques to a three-year extension.
- August 15, 2008: Signed free agent point guard Nikki Teasley.

July 8, 2008:	Waived center Stacey Lovelace.
July 4, 2008:	Traded forward Kristen Mann to the Indiana Fever in exchange for Alison Bales.
June 23, 2008:	Signed free agent forward Kasha Terry.
June 22, 2008:	Traded Camille Little to the Seattle Storm in exchange for a second-round pick in the 2009 draft.
May 28, 2008:	Waived center Chantelle Anderson.
May 16, 2008:	Waived forward Carla Thomas and changed the status of center Yelena Leuchanka and center Chantelle Anderson to suspended.
May 14, 2008:	Waived forward Danielle Hood, guard Jill Ingram and guard Jessica Dickson.
May 5, 2008:	Waived guard Tasha Butts.
May 4, 2008:	Waived forward Dalila Eshe and guard Brittany Jackson.
April 9, 2008:	Selected the following players in the 2008 WNBA Draft: Tamera Young (8th pick), Morenike Atunrase (24th pick), Danielle Hood (32nd pick)
	Signed and traded forward Ann Wauters, the draft rights to Morenike Atunrase and the 2009 second-round draft pick to the San Antonio Silver Stars in exchange for Camille Little, the draft rights to Chioma Nnamaka and San Antonio's 2009 first-round draft pick.
March 27, 2008:	Signed free agent forward Stacey Lovelace.
March 24, 2008:	Signed guard Brittany Jackson to a training camp contract.
February 25, 2008:	Signed guard Tasha Butts to a training camp contract.
February 6, 2008:	Selected the following players in the 2008 Expansion Draft: Carla Thomas (Chicago Sky), Erika De Souza (Connecticut Sun), Katie Feenstra (Detroit Shock), Roneeka Hodges (Houston Comets), Ann Strother (Indiana Fever), LaToya Thomas (Los Angeles Sparks), Kristen Mann (Minnesota Lynx), Ann Wauters (New York Liberty), Jennifer Lacy (Phoenix Mercury), Kristin Haynie (Sacramento Monarchs), Chantelle Anderson (San Antonio Silver Stars), Betty Lennox (Seattle Storm), Yelena Leuchanka (Washington Mystics).
	Traded forward LaToya Thomas and the 18th pick in the 2008 WNBA Draft to the Detroit Shock for guard Ivory Latta.
	Traded the fourth pick in the 2008 WNBA Draft and Roneeka Hodges to Seattle for Iziane Castro Marques and the eighth pick in the draft.
	Acquired the 24th overall pick from Indiana in exchange for agreeing not to select specific unprotected Fever players.

# SEASON IN REVIEW

GENERAL INFO

MEDIA INFO

FRONT OFFICE

PLAYERS

HISTORY

WNBA

OPPONENTS

COMMUNITY

ENTERTAINMENT

PHILIPS ARENA



## 2008 ATLANTA DREAM

**Back Row** (from left): Assistant Coach Fred Williams, Iziane Castro Marques, Tamera Young, Kasha Terry, Erika De Souza, Katie Feenstra, Alison Bales, Jennifer Lacy, Ann Strother, Assistant Coach Katy Steding, Assistant Coach Sue Panek

**Front Row** (from left): Betty Lennox, Chioma Nnamaka, Head Coach Marynell Meadors, Ivory Latta, Kristin Haynie





# 2008 ATLANTA DREAM REGULAR SEASON STATISTICS (4-30)

PLAYER	FIELD GOALS									3-POINT FG			FREE THROWS			REBOUNDS								
	G	GS	MIN	FG	FGA	PCT	FG	FGA	PCT	FT	FTA	PCT	OFF	DEF	TOT	AST	PF	DQ	STL	TO	BLK	PTS	AVG	
Lennox	34	33	1010	207	499	.415	63	176	.358	118	138	.855	36	107	143	81	92	0	45	114	3	595	17.5	
Latta	34	31	960	124	343	.362	55	160	.344	85	106	.802	13	59	72	123	83	0	45	61	1	388	11.4	
Desouza	12	8	277	48	82	.585	0	0	---	16	26	.615	39	40	79	8	48	2	17	20	21	112	9.3	
Castro Marques	29	20	671	96	272	.353	29	94	.309	48	59	.814	10	55	65	52	39	0	27	57	6	269	9.3	
Young	33	15	745	80	240	.333	13	40	.325	67	97	.691	44	95	139	41	97	2	30	59	10	240	7.3	
Feenstra	33	4	462	77	144	.535	0	0	---	66	88	.750	43	87	130	10	91	1	3	58	27	220	6.7	
Lovelace	15	7	258	36	89	.404	10	24	.417	9	13	.692	20	34	54	15	34	2	17	18	10	91	6.1	
Lacy	33	22	605	74	190	.389	4	21	.190	37	55	.673	35	54	89	27	97	1	18	37	6	189	5.7	
Little	13	2	221	21	50	.420	4	10	.400	16	27	.593	18	22	40	9	34	0	10	18	7	62	4.8	
Terry (TOT)	22	8	299	37	81	.457	0	0	---	20	33	.606	28	41	69	12	55	0	10	43	11	94	4.3	
Terry (ATL)	20	8	275	36	76	.474	0	0	---	20	33	.606	27	37	64	10	52	0	10	37	11	92	4.6	
Bales (TOT)	31	9	515	44	110	.400	3	8	.375	28	40	.700	27	97	124	13	55	0	20	13	43	119	3.8	
Bales (ATL)	17	9	389	30	74	.405	1	3	.333	21	31	.677	20	82	102	11	37	0	15	10	29	82	4.8	
Mann	13	8	223	18	44	.409	4	8	.500	5	5	1.000	9	10	19	14	23	0	8	14	4	45	3.5	
Haynie	33	3	486	30	95	.316	10	32	.313	24	32	.750	15	41	56	82	41	0	30	47	4	94	2.8	
Strother	21	0	160	12	34	.353	7	19	.368	8	12	.667	5	8	13	7	17	0	5	3	3	39	1.9	
Nnamaka	12	0	84	6	26	.231	2	11	.182	2	3	.667	6	6	12	2	11	0	5	4	0	16	1.3	
<b>DREAM</b>	<b>34</b>	<b>68</b>	<b>25</b>	<b>895</b>	<b>2258</b>	<b>.396</b>	<b>202</b>	<b>598</b>	<b>.338</b>	<b>542</b>	<b>725</b>	<b>.748</b>	<b>340</b>	<b>737</b>	<b>1077</b>	<b>492</b>	<b>796</b>	<b>8</b>	<b>285</b>	<b>593</b>	<b>142</b>	<b>2534</b>	<b>74.5</b>	
<b>OPPONENTS</b>	<b>34</b>	<b>68</b>	<b>25</b>	<b>1014</b>	<b>2254</b>	<b>.450</b>	<b>172</b>	<b>502</b>	<b>.343</b>	<b>679</b>	<b>918</b>	<b>.740</b>	<b>401</b>	<b>864</b>	<b>1265</b>	<b>684</b>	<b>726</b>	<b>2</b>	<b>310</b>	<b>561</b>	<b>134</b>	<b>2879</b>	<b>84.7</b>	

GENERAL INFO

MEDIA INFO

FRONT OFFICE

PLAYERS

HISTORY

WNBA

OPPONENTS

COMMUNITY

ENTERTAINMENT

PHILIPS ARENA

## GAME-BY GAME RESULTS

GENERAL INFO	Date	Opponent	Team/Opp	Home	Road	Total	High Scoring	High Rebounds	High Assists	Opp. Scoring	Atten.
	May 17	@Connecticut	L 67-100	0-0	0-1	0-1	Lennox-17	Lennox-7 Haynie-7	Lovelace-5	Whitmore-22	7,420
MEDIA INFO	May 23	DETROIT	L 76- 88	0-1	0-1	0-2	Lennox-21	Desouza-18	Latta-3	Nolan-33	10,185
	May 25	LOS ANGELES	L 56- 74	0-2	0-1	0-3	C. Marques-17	Desouza-6 Feenstra-6	Haynie-4 Latta-4	Milton-Jones-15	10,039
	May 27	@Washington	L 74- 80	0-2	0-2	0-4	Lennox-29	Tied with-3	Latta-6	Beard-25	6,231
FRONT OFFICE	Jun 3	MINNESOTA	L 81- 85	0-3	0-2	0-5	Lennox-28	Feenstra-9	Lennox-8	Wiggins-22	5,844
	Jun 6	CHICAGO	L 72- 86	0-4	0-2	0-6	Latta-17	Little-7	Lennox-5 Latta-5	Canty-16 Perkins-16	7,418
PLAYERS	Jun 7	@Chicago	L 70- 91	0-4	0-3	0-7	Lacy-18	Lacy-10	Lennox-4	Dupree-20	3,182
	Jun 11	NEW YORK	L 77- 81	0-5	0-3	0-8	Lennox-28	Lennox-7	Latta-6	McCarville-25	5,936
HISTORY	Jun 13	INDIANA	L 67- 76	0-6	0-3	0-9	Latta-14 Young-14	Lacy-5 Young-5	Latta-6	White-21	8,167
	Jun 16	@Houston	L 79- 88	0-6	0-4	0-10	Lennox-29	Lennox-11	Young-3	Snow-18	6,139
	Jun 18	SAN ANTONIO	L 66- 81	0-7	0-4	0-11	Lovelace-18	Young-13	Young-7	Hammon-25	6,225
WNBA	Jun 20	@Washington	L 61- 72	0-7	0-5	0-12	Lennox-18	Lennox-9	Latta-4	Beard-18	7,448
	Jun 22	DETROIT	L 76- 97	0-8	0-5	0-13	Latta-26	Young-11	Latta-10	Ford-20	7,865
	Jun 27	@Connecticut	L101-109 OT	0-8	0-6	0-14	Lennox-44	Lennox-9	Lennox-7	Jones-30	7,612
OPPONENTS	Jun 29	@Detroit	L 92-100	0-8	0-7	0-15	Young-26	Lennox-8	Latta-5	Braxton-26	8,798
	Jul 1	PHOENIX	L 79- 97	0-9	0-7	0-16	Lennox-18	Lovelace-7 Young-7	Latta-5	Taurasi-28	9,795
COMMUNITY	Jul 3	HOUSTON	L 65- 72	0-10	0-7	0-17	Lennox-15	Feenstra-9	Haynie-3 Strother-3	Snow-17	7,430

Date	Opponent	Team/Opp	Home	Road	Total	High Scoring	High Rebounds	High Assists	Opp. Scoring	Atten.
Jul 5	CHICAGO	W 91- 8	1-10	0-7	1-17	Latta-18 Lacy-18	Young-8	Haynie-11	Perkins-24	8,468
Jul 9	@Minnesota	W 73- 67	1-10	1-7	2-17	Lennox-24	Bales-11	Haynie-5	Augustus-17	5,893
Jul 11	@San Antonio	L 74- 82	1-10	1-8	2-18	Lennox-22	Bales-9	Lennox-4	Hammon-26	10,943
Jul 13	@Chicago	L 66- 79	1-10	1-9	2-19	Feenstra-21	Feenstra-8	Feenstra-2 Haynie-2 Lennox-2	Dupree-18 Perkins-18	2,907
Jul 16	@Indiana	W 81- 77	1-10	2-9	3-19	C. Marques-24	Bales-11	Haynie-7	Catchings-18	9,303
Jul 18	@Sacramento	L 73- 77	1-10	2-10	3-20	Haynie-12	Feenstra-8	Haynie-4	Kelly-15	7,236
Jul 19	@Phoenix	L 84-110	1-10	2-11	3-21	Latta-18	Terry-11	Latta-3	Taurasi-21	7,913
Jul 22	SACRAMENTO	L 66- 79	1-11	2-11	3-22	Latta-15 Terry-15	Terry-9	Haynie-4	Robinson-17	10,431
Jul 25	WASHINGTON	L 75- 81	1-12	2-11	3-23	C. Marques-23	Bales-7	Haynie-3	McW.-Frank-1	8,729
Jul 27	NEW YORK	L 76- 86	1-13	2-11	3-24	Lennox-18	Desouza-11	Latta-5	Christon-24	8,759
Aug 29	CONNECTICUT	L 72- 98	1-14	2-11	3-25	Lennox-19	Feenstra-6 Desouza-6	Haynie-6	Whitmore-27	11,442
Aug 30	@Indiana	L 72- 87	1-14	2-12	3-26	Lennox-27	Bales-5	Haynie-5	Catchings-23	9,280
Sep 2	SEATTLE	L 69- 83	1-15	2-12	3-27	Lennox-25	Desouza-8	Latta-4	Bird-21	7,390
Sep 5	@New York	L 71- 82	1-15	2-13	3-28	Lennox-28	Lennox-7	C. Marques-4	McCarville-21	7,039
Sep 8	INDIANA	L 77- 81	1-16	2-13	3-29	Lennox-19	Bales-9	C. Marques-6	White-24	7,706
Sep 11	@Los Angeles	W 83- 72	1-16	3-13	4-29	C. Marques-23	Bales-9	Latta-10	Parker-23	9,060
Sep 12	@Seattle	L 72- 77	1-16	3-14	4-30	Young-20	Feenstra-5 Haynie-5	Latta-4	Little-21	9,686

# TEAM RECORDS



## ATLANTA DREAM TEAM RECORDS

### SCORING

#### Highest average, points per game, season

74.5 2008 (2,534/34)

#### Lowest average, points per game, season

---

#### Most points, game

101 at Connecticut, June 27, 2008 (ot)

92 at Detroit, June 29, 2008

#### Fewest points, game

56 vs. Los Angeles, May 25, 2008

61 at Washington, June 20, 2008

#### Largest margin of victory, game

11 at L.A., September 11, 2008 (83-72)

7 vs. Chicago, July 5, 2008 (91-84)

#### Largest margin of defeat, game

33 at Connecticut, May 17, 2008 (67-100)

26 at Phoenix, July 19, 2008 (84-110)

vs. Connecticut, Aug. 29, 2008 (72-98)

### BY HALF

#### Most points, first half

51 at Detroit, June 29, 2008

47 at San Antonio, July 11, 2008

#### Fewest points, first half

17 at Chicago, July 13, 2008

21 vs. Los Angeles, May 25, 2008

#### Largest lead at halftime

13 vs. Det., May 23, 2008 (led 45-32; lost 76-88)

at S. Ant., July 11, 2008 (led 47-34; lost 74-82)

11 vs. Chi., July 5, 2008 (led 46-35; won 91-84)

#### Largest deficit at halftime overcome to win game

12 at Min., July 9, 2008 (trailed 26-38; won 73-67)

#### Most points, second half

57 vs. Minnesota, June 3, 2008

54 at Connecticut, June 27, 2008

#### Fewest points, second half

27 at San Antonio, July 11, 2008

31 vs. Detroit, May 23, 2008

### OVERTIME

#### Most points, overtime period

12 at Connecticut, June 27, 2008

#### Fewest points, overtime period

---

#### Largest margin of victory, overtime period

None

## FIELD GOAL PERCENTAGE

### Highest field-goal percentage, season

.396 2008 (895/2,258)

### Lowest field-goal percentage, season

---

### Highest field-goal percentage, game

.519 at Indiana, August 30, 2008 (28/54)

.500 vs. Minnesota, June 3, 2008 (33/66)

### Lowest field-goal percentage, game

.292 vs. Los Angeles, May 25, 2008 (21/72)

.306 vs. Houston, July 3, 2008 (19/62)

## FIELD GOALS

### Most field goals per game, season

26.3 2008 (895/34)

### Fewest field goals per game, season

---

### Most field goals, game

38 at Connecticut, June 27, 2008 (ot)

33 vs. Minnesota, June 3, 2008

### Fewest field goals, game

19 vs. Houston, July 3, 2008

20 at Washington, June 20, 2008

## FIELD GOAL ATTEMPTS

### Most field-goal attempts per game, season

66.4 2008 (2,258/34)

### Fewest field-goal attempts per game, season

---

### Most field-goal attempts, game

91 at Connecticut, June 27, 2008 (ot)

78 at Phoenix, July 19, 2008

### Fewest field-goal attempts, game

54 at Houston, June 16, 2008

at Indiana, August 30, 2008

58 vs. Detroit, June 22, 2008

vs. Chicago, July 5, 2008

## THREE-POINT FIELD-GOAL PERCENTAGE

### Highest three-point field-goal percentage, season

.338 2008 (202/598)

### Lowest three-point field-goal percentage, season

---

## THREE-POINT FIELD GOALS

### Most three-point field goals per game, season

5.9 2008 (202/34)

### Fewest three-point field goals per game, season

---

### Most three-point field goals, game

14 at Connecticut, June 27, 2008 (ot)  
at Detroit, June 29, 2008

11 at Washington, May 27, 2008

### Fewest three-point field goals, game

2 vs. Detroit, May 23, 2008

vs. San Antonio, June 18, 2008

at Minnesota, July 9, 2008

at Chicago, July 13, 2008

3 at Connecticut, May 17, 2008

vs. Los Angeles, May 25, 2008

vs. Sacramento, July 22, 2008

vs. Connecticut, August 29, 2008

## THREE-POINT FIELD GOAL ATTEMPTS

### Most three-point field goal attempts per game, season

17.6 2008 (598/34)

### Fewest three-point field goal attempts per game, season

---

### Most three-point field goal attempts, game

32 at Connecticut, June 27, 2008 (ot)

28 at Detroit, June 29, 2008

### Fewest three-point field goal attempts, game

8 at Indiana, August 30, 2008

11 vs. San Antonio, June 18, 2008

at Minnesota, July 9, 2008

## FREE THROW PERCENTAGE

### Highest free-throw percentage, season

.748 2008 (542/725)

### Lowest free-throw percentage, season

---

**Highest free-throw percentage, game**

.950 vs. Washington, July 25, 2008 (19/20)  
 .944 at Los Angeles, September 11, 2008 (17/18)

**Lowest free-throw percentage, game**

.500 at Connecticut, May 17, 2008 (8/16)  
 at Minnesota, July 9, 2008 (9/18)  
 .571 vs. Phoenix, July 1, 2008 (16/28)  
 at New York, September 5, 2008 (8/14)

**FREE THROWS MADE****Most free throws made per game, season**

15.9 2008 (542/34)

**Fewest free throws made per game, season**

---

**Most free throws made, game**

28 vs. Chicago, July 5, 2008  
 at Phoenix, July 19, 2008  
 26 at Houston, June 16, 2008

**Fewest free throws made, game**

5 at Washington, May 27, 2008  
 7 vs. Connecticut, August 29, 2008

**FREE THROW ATTEMPTS****Most free throw attempts per game, season**

21.3 2008 (725/34)

**Fewest free throw attempts per game, season**

---

**Most free throw attempts, game**

37 vs. Chicago, July 5, 2008  
 33 at Phoenix, July 19, 2008

**Fewest free throw attempts, game**

8 at Washington, May 27, 2008  
 10 vs. Minnesota, June 3, 2008  
 vs. Connecticut, August 29, 2008

**REBOUNDS****Most rebounds per game, season**

31.7 2008 (1,077/34)

**Fewest rebounds per game, season**

---

**Most rebounds, game**

43 at Minnesota, July 9, 2008  
 at Phoenix, July 19, 2008  
 42 vs. Detroit, May 23, 2008

**Fewest rebounds, game**

20 at Washington, May 27, 2008  
 21 vs. Indiana, June 13, 2008

**OFFENSIVE REBOUNDS****Most offensive rebounds per game, season**

10.0 2008 (340/34)

**Fewest offensive rebounds per game, season**

---

**Most offensive rebounds, game**

20 vs. Detroit, May 23, 2008  
 17 vs. San Antonio, June 18, 2008

**Fewest offensive rebounds, game**

3 at Washington, May 27, 2008  
 at Indiana, August 30, 2008  
 4 vs. Detroit, June 22, 2008

**DEFENSIVE REBOUNDS****Most defensive rebounds per game, season**

21.7 2008 (737/34)

**Fewest defensive rebounds per game, season**

---

**Most defensive rebounds, game**

32 at Minnesota, July 9, 2008  
 29 at Indiana, July 16, 2008

**Fewest defensive rebounds, game**

13 vs. Indiana, June 13, 2008  
 15 at Chicago, June 7, 2008

**ASSISTS****Most assists per game, season**

14.5 2008 (492/34)

**Fewest assists per game, season**

---

**Most assists, game**

24 at Connecticut, June 27, 2008 (ot)  
 21 vs. Minnesota, June 3, 2008  
 vs. Phoenix, July 1, 2008

### Fewest assists, game

- 7 vs. Detroit, May 23, 2008
- 10 at Houston, June 16, 2008
- at Sacramento, July 18, 2008
- at Indiana, August 30, 2008

### PERSONAL FOULS

#### Most personal fouls per game, season

23.4 2008 (796/34)

#### Fewest personal fouls per game, season

---

#### Most personal fouls, game

- 34 at Connecticut, June 27, 2008 (ot)
- 32 at Houston, June 16, 2008

#### Fewest personal fouls, game

- 13 vs. Phoenix, July 1, 2008
- 15 at Indiana, July 16, 2008

### DISQUALIFICATIONS

#### Most disqualifications per game, season

0.24 2008 (8/34)

#### Fewest disqualifications per game, season

---

#### Most disqualifications, game

- 2 at Connecticut, June 27, 2008 (ot)
- 1 vs. Chicago, June 6, 2008
- at Houston, June 16, 2008
- at Washington, June 20, 2008
- vs. Washington, July 25, 2008
- at Indiana, August 30, 2008
- at Los Angeles, September 11, 2008

### STEALS

#### Most steals per game, season

8.4 2008 (285/34)

#### Fewest steals per game, season

---

#### Most steals, game

- 13 at Sacramento, July 18, 2008
- 12 vs. Phoenix, July 1, 2008
- vs. Seattle, September 2, 2008

### Fewest steals, game

- 3 vs. Chicago, June 6, 2008
- 5 vs. Los Angeles, May 25, 2008
- vs. Detroit, June 22, 2008
- vs. Sacramento, July 22, 2008

### BLOCKED SHOTS

#### Most blocked shots per game, season

4.18 2008 (142/34)

#### Fewest blocked shots per game, season

---

#### Most blocked shots, game

- 12 vs. Sacramento, July 22, 2008
- vs. Washington, July 25, 2008
- 7 at Connecticut, June 27, 2008 (ot)
- vs. Houston, July 3, 2008
- at Sacramento, July 18, 2008
- vs. Seattle, September 2, 2008

#### Fewest blocked shots, game

- 0 at Detroit, June 29, 2008
- 1 at Connecticut, May 17, 2008
- at Washington, May 27, 2008
- vs. Chicago, June 6, 2008
- at Chicago, June 7, 2008
- vs. New York, June 11, 2008
- at Indiana, July 16, 2008

### TURNOVERS

#### Most turnovers per game, season

17.4 2008 (593/34)

#### Fewest turnovers per game, season

---

#### Most turnovers, game

- 24 vs. Indiana, June 13, 2008
- 23 vs. San Antonio, June 18, 2008

#### Fewest turnovers, game

- 7 at San Antonio, July 11, 2008
- 11 at Washington, May 27, 2008

## POINTS

**Fewest points allowed per game, season**  
 84.7 2008 (2,879/34)

**Most points allowed per game, season**  
 ---

**Fewest points allowed, game**  
 67 at Minnesota, July 9, 2008  
 72 at Washington, June 20, 2008  
 vs. Houston, July 3, 2008  
 at Los Angeles, September 11, 2008

**Fewest points allowed, first half**  
 22 at Washington, June 20, 2008  
 30 at Seattle, September 12, 2008

**Fewest points allowed, second half**  
 29 at Minnesota, July 9, 2008  
 33 vs. Los Angeles, May 25, 2008

**Fewest points allowed, overtime period**  
 20 at Connecticut, June 27, 2008

## FIELD GOAL PERCENTAGE

**Lowest opponents' field-goal percentage, season**  
 .450 2008 (1,014/2,254)

**Highest opponents' field-goal percentage, season**  
 ---

**Lowest opponents' field goal percentage, game**  
 .364 at Los Angeles, September 11, 2008 (24/66)  
 .365 at Minnesota, July 9, 2008 (23/63)

## TURNOVERS

**Most opponents' turnovers per game, season**  
 16.5 2008 (561/34)

**Fewest opponents' turnovers per game, season**  
 ---

**Most opponents' turnovers, game**  
 23 vs. San Antonio, June 18, 2008  
 22 vs. Seattle, September 2, 2008

## GAME WON AND LOST

**Highest winning percentage, season**  
 .118 2008 (4-30)

**Lowest winning percentage, season**  
 ---

**Most consecutive games won**  
 2 July 5-9, 2008

**Most consecutive games won, one season**  
 2 July 5-9, 2008

**Most consecutive game lost**  
 17 May 17-July 3, 2008  
 10 July 18-September 8, 2008

**Most consecutive game lost, one season**  
 17 May 17-July 3, 2008  
 10 July 18-September 8, 2008

**Highest winning percentage, home games, season**  
 .059 2008 (1-16)

**Lowest winning percentage, home games, season**  
 ---

**Most consecutive home games won**  
 1 July 5, 2008

**Most consecutive home games lost**  
 10 May 23-July 3, 2008  
 6 July 22-September 8, 2008 (current)

**Highest winning percentage, road games, season**  
 .176 2008 (3-14)

**Lowest winning percentage, road games, season**  
 ---

**Most consecutive road games won**  
 1 July 9, 2008  
 July 16, 2008  
 September 11, 2008





### Most consecutive road games lost

- 7 May 17-June 29, 2008
- 4 July 18-September 5, 2008

## OVERTIME GAMES

### Most overtime games, season

- 1 2008

### Most consecutive overtime games, season

- 1 June 27, 2008

### Most overtime games won, season

None

### Most overtime games won, no losses, season

None

### Most consecutive overtime games won

None

### Most overtime games lost, season

- 1 2008

### Most overtime games lost, no wins, season

- 1 2008

### Most consecutive overtime games lost

- 1 June 27, 2008

### Most overtime periods, game

- 1 June 27, 2008

## ATLANTA DREAM INDIVIDUAL RECORDS

## SEASONS

### Most Seasons

- 1 15 tied

## GAMES

### Most games, career

- 34 Ivory Latta  
Betty Lennox
- 33 Katie Feenstra  
Kristin Haynie  
Jen Lacy  
Tamera Young
- 29 Iziane Castro Marques

### Most consecutive games, career

- 34 Ivory Latta, May 17-Sept. 12, 2008 (current)  
Betty Lennox, May 17-Sept. 12, 2008 (current)
- 33 Tamera Young, May 23-Sept. 12, 2008 (current)
- 26 Jen Lacy, May 17-July 25, 2008

### Most games, season

- 34 Ivory Latta, 2008  
Betty Lennox, 2008
- 33 Katie Feenstra, 2008  
Kristin Haynie, 2008  
Jen Lacy, 2008  
Tamera Young, 2008
- 29 Iziane Castro Marques, 2008

## MINUTES

### Most minutes, career

- 1,010 Betty Lennox
- 960 Ivory Latta
- 745 Tamera Young

### Highest average, minutes per game, career (Minimum 20 games)

- 29.7 Betty Lennox (1,010/34)
- 28.2 Ivory Latta (960/34)
- 23.1 Iziane Castro Marques (671/29)

### Most minutes, season

- 1,010 Betty Lennox, 2008
- 960 Ivory Latta, 2008
- 745 Tamera Young, 2008

### Highest average, minutes per game, season

- 29.7 Betty Lennox, 2008 (1,010/34)
- 28.2 Ivory Latta, 2008 (960/34)
- 23.1 Iziane Castro Marques, 2008 (671/29)

### Most minutes, game

- 39 Betty Lennox, at Conn., June 27, 2008 (ot)
- 38 Tamera Young, at Houston, June 16, 2008  
Betty Lennox, at New York, Sept. 5, 2008
- 37 By many

## SCORING

### Most points, lifetime

- 595 Betty Lennox
- 388 Ivory Latta
- 269 Iziane Castro Marques

**Highest average, points per game, career****(Minimum 20 games)**

- 17.5 Betty Lennox (595/34)
- 11.4 Ivory Latta (388/34)
- 9.3 Iziane Castro Marques (269/29)

**Most points, season**

- 595 Betty Lennox, 2008
- 388 Ivory Latta, 2008
- 269 Iziane Castro Marques, 2008

**Highest average, points per game, season**

- 17.5 Betty Lennox, 2008 (595/34)
- 11.4 Ivory Latta, 2008 (388/34)
- 9.3 Iziane Castro Marques, 2008 (269/29)

**Most points, game**

- 44 Betty Lennox, at Conn., June 27, 2008 (ot)
- 29 Betty Lennox, at Washington, May 27, 2008
- Betty Lennox, at Houston, June 16, 2008
- 28 Betty Lennox, vs. Minnesota, June 3, 2008
- Betty Lennox, vs. New York, June 11, 2008
- Betty Lennox, at New York, Sept. 5, 2008

**Most games, 30 or more points, career**

- 1 Betty Lennox

**Most games, 20 or more points, career**

- 13 Betty Lennox
- 3 Iziane Castro Marques
- 2 Ivory Latta
- Tamera Young

**Most consecutive games, 20 or more points**

- 3 Betty Lennox, August 30-Sept. 5, 2008
- 2 Betty Lennox, May 27-June 3, 2008
- Betty Lennox, June 27-29, 2008
- Betty Lennox, July 9-11, 2008

**Most consecutive games, 10 or more points**

- 15 Ivory Latta, June 6-July 11, 2008
- 10 Betty Lennox, June 27-July 18, 2008
- 7 Betty Lennox, May 27-June 6, 2008
- Betty Lennox, July 27-September 11, 2008

**FIELD GOAL PERCENTAGE****Highest field goal percentage, career****(Minimum 80 field goals)**

- .415 Betty Lennox (207/499)
- .362 Ivory Latta (124/343)
- .353 Iziane Castro Marques (96/272)

**Highest field goal percentage, season**

- .415 Betty Lennox, 2008 (207/499)
- .362 Ivory Latta, 2008 (124/343)

**Highest field goal percentage, game****(Minimum 8 field goals made)**

- .727 Ivory Latta, vs. Det., June 22, 2008 (8/11)
- .667 Betty Lennox, at Ind., August 30, 2008 (10/15)
- .588 Betty Lennox, at Wash., May 27, 2008 (10/17)

**Most field goals, none missed, game**

- 2 Stacey Lovelace, vs. Minn., June 3, 2008
- Katie Feenstra, vs. San Ant., June 18, 2008
- Jen Lacy, vs. Detroit, June 22, 2008
- Kristin Haynie, vs. Houston, July 3, 2008
- Ann Strother, vs. Chicago, July 5, 2008
- Katie Feenstra, at Sacram., July 18, 2008
- Ann Strother, vs. Washington, July 25, 2008
- Erika Souza, at Seattle, Sept. 12, 2008

**Most field goal attempts, none made, game**

- 8 Ivory Latta, vs. Los Angeles, May 25, 2008
- 6 Iziane Castro Marques, at Wash., June 20, 2008
- Jen Lacy, at Phoenix, July 19, 2008
- Ann Strother, at Phoenix, July 19, 2008
- 5 Kristin Haynie, at Conn., May 17, 2008
- Alison Bales, at Chicago, July 13, 2008

**FIELD GOALS****Most field goals, career**

- 207 Betty Lennox
- 124 Ivory Latta
- 96 Iziane Castro Marques

**Most field goals, season**

- 207 Betty Lennox, 2008
- 124 Ivory Latta, 2008
- 96 Iziane Castro Marques, 2008

### Most field goals, game

- 17 Betty Lennox, at Conn., June 27, 2008 (ot)
- 11 Betty Lennox, vs. Minnesota, June 3, 2008
- 10 Betty Lennox, at Washington, May 27, 2008
- Betty Lennox, at Houston, June 16, 2008
- Iziane Castro Marques, at Ind., July 16, 2008
- Betty Lennox, at Indiana, August 30, 2008
- Betty Lennox, at New York, Sept. 5, 2008

### FIELD GOAL ATTEMPTS

#### Most field goal attempts, career

- 499 Betty Lennox
- 343 Ivory Latta
- 272 Iziane Castro Marques

#### Most field goal attempts, season

- 499 Betty Lennox, 2008
- 343 Ivory Latta, 2008
- 272 Iziane Castro Marques, 2008

#### Most field goal attempts, game

- 32 Betty Lennox, at Conn., June 27, 2008 (ot)
- 22 Iziane Castro Marques, vs. L.A., May 25, 2008
- Betty Lennox, vs. Minnesota, June 3, 2008
- Betty Lennox, at Detroit, June 29, 2008
- Betty Lennox, at N.Y., September 5, 2008
- 21 Betty Lennox, at Houston, June 16, 2008
- Betty Lennox, vs. Conn., August 29, 2008

### THREE-POINT FIELD-GOAL PERCENTAGE

#### Highest three-point field goal percentage, career (Minimum 20 three-point field goals)

- .358 Betty Lennox (63/176)
- .344 Ivory Latta (55/160)
- .309 Iziane Castro Marques (29/94)

#### Highest three-point field goal percentage, season

- .358 Betty Lennox, 2008 (63/176)
- .344 Ivory Latta, 2008 (55/160)
- .309 Iziane Castro Marques, 2008 (29/94)

#### Most three-point field goals, none missed, game

- 3 Tamera Young, at Detroit, June 29, 2008
- 2 Kristen Mann, at Conn., June 27, 2008 (ot)
- Betty Lennox, vs. Chicago, July 5, 2008
- Ann Strother, vs. Chicago, July 5, 2008
- Ann Strother, at Sacramento, July 18, 2008
- Iziane Castro Marques, vs. Ind., Sept. 8, 2008

### Most three-point field goal attempts, none made, game

- 6 Ivory Latta, vs. Detroit, May 23, 2008
- 5 Ivory Latta, vs. Los Angeles, May 25, 2008
- 4 Betty Lennox, vs. Chicago, June 6, 2008
- Tamera Young, vs. Phoenix, July 1, 2008
- Betty Lennox, at Phoenix, July 19, 2008
- Betty Lennox, vs. New York, July 27, 2008
- Iziane Castro Marques, vs. Conn., Aug. 29, 2008

### THREE-POINT FIELD GOALS

#### Most three-point field goals, career

- 63 Betty Lennox
- 55 Ivory Latta
- 29 Iziane Castro Marques

#### Most three-point field goals, season

- 6 Betty Lennox, at Washington, May 27, 2008
- Betty Lennox, at New York, Sept. 5, 2008
- 5 Ivory Latta, vs. Detroit, June 22, 2008
- Betty Lennox, at Conn., June 27, 2008 (ot)
- Betty Lennox, at Detroit, June 29, 2008
- 4 By many

#### Most three-point field goals, game

- 63 Betty Lennox, 2008
- 55 Ivory Latta, 2008
- 29 Iziane Castro Marques, 2008

#### Most consecutive games, three-point field goals made

- 9 Ivory Latta, June 20-July 11, 2008
- 7 Ivory Latta, May 27-June 16, 2008
- Betty Lennox, June 20-July 5, 2008
- Ivory Latta, July 16-August 29, 2008
- 6 Betty Lennox, August 29-Sept. 11, 2008
- Iziane Castro Marques, Aug. 30-Sept. 12, 2008 (current)

### THREE-POINT FIELD GOAL ATTEMPTS

#### Most three-point field goal attempts, career

- 176 Betty Lennox
- 160 Ivory Latta
- 94 Iziane Castro Marques

#### Most three-point field goal attempts, season

- 176 Betty Lennox, 2008
- 160 Ivory Latta, 2008
- 94 Iziane Castro Marques, 2008

**Most three-point field goal attempts, game**

- 14 Betty Lennox, at New York, Sept. 5, 2008
- 12 Betty Lennox, at Conn., June 27, 2008 (ot)  
Betty Lennox, at Detroit, June 29, 2008
- 9 Betty Lennox, vs. Conn., August 29, 2008  
Betty Lennox, vs. Indiana, September 8, 2008  
Iziane Castro Marques, at L.A., Sept. 11, 2008

**FREE THROW PERCENTAGE**

**Highest free-throw percentage, career  
 (Minimum 35 free throws)**

- .855 Betty Lennox (118/138)
- .814 Iziane Castro Marques (48/59)
- .802 Ivory Latta (85/106)

**Highest free-throw percentage, season**

- .855 Betty Lennox, 2008 (118/138)
- .802 Ivory Latta, 2008 (85/106)
- .750 Katie Feenstra, 2008 (66/88)

**Most free throws made, none missed, game**

- 11 Katie Feenstra, at Chicago, July 13, 2008
- 9 Betty Lennox, vs. Seattle, September 2, 2008
- 8 Betty Lennox, vs. New York, June 11, 2008  
Ivory Latta, at Houston, June 16, 2008

**Most free throw attempts, none made, game**

- 3 Jen Lacy, at Washington, June 20, 2008
- 2 Camille Little, vs. Los Angeles, May 25, 2008  
Tamera Young, at Minnesota, July 9, 2008  
Katie Feenstra, at Sacramento, July 18, 2008  
Iziane Castro Marques, at Sac., July 18, 2008

**FREE THROWS MADE**

**Most free throws made, career**

- 118 Betty Lennox
- 85 Ivory Latta
- 67 Tamera Young

**Most free throws made, season**

- 118 Betty Lennox, 2008
- 85 Ivory Latta, 2008
- 67 Tamera Young, 2008

**Most free throws made, game**

- 11 Katie Feenstra, at Chicago, July 13, 2008  
Betty Lennox, vs. Indiana, September 8, 2008
- 10 Iziane Castro Marques, at Phx., July 19, 2008
- 9 Betty Lennox, vs. Detroit, May 23, 2008  
Tamera Young, at Detroit, June 29, 2008  
Betty Lennox, vs. Seattle, September 2, 2008

**FREE THROW ATTEMPTS**

**Most free throw attempts, career**

- 138 Betty Lennox
- 106 Ivory Latta
- 97 Tamera Young

**Most free throw attempts, season**

- 138 Betty Lennox, 2008
- 106 Ivory Latta, 2008
- 97 Tamera Young, 2008

**Most free throw attempts, game**

- 12 Betty Lennox, vs. Detroit, May 23, 2008  
Betty Lennox, vs. Indiana, September 8, 2008
- 11 Katie Feenstra, at Chicago, July 13, 2008  
Iziane Castro Marques, at Phx., July 19, 2008
- 10 Betty Lennox, at Houston, June 16, 2008  
Tamera Young, at Detroit, June 29, 2008  
Tamera Young, vs. Phoenix, July 1, 2008

**REBOUNDS**

**Most rebounds, career**

- 143 Betty Lennox
- 139 Tamera Young
- 130 Katie Feenstra

**Highest average, rebounds per game, career  
 (Minimum 20 games)**

- 4.212 Tamera Young (139/33)
- 4.205 Betty Lennox (143/34)
- 3.9 Katie Feenstra (130/33)

**Most rebounds, season**

- 143 Betty Lennox, 2008
- 139 Tamera Young, 2008
- 130 Katie Feenstra, 2008

**Highest average, rebounds per game, season**

- 4.212 Tamera Young, 2008 (139/33)
- 4.205 Betty Lennox, 2008 (143/34)
- 3.9 Katie Feenstra, 2008 (130/33)

**Most rebounds, game**

- 18 Erika Desouza, vs. Detroit, May 23, 2008
- 13 Tamera Young, vs. S. Antonio, June 18, 2008
- 11 By many



**Most games, 10+ rebounds, career**

- 3 Tamera Young
- 2 Alison Bales
- Erika Desouza
- 1 By many

**Most consecutive games, 10+ rebounds**

- 2 Tamera Young, June 16-18, 2008

**OFFENSIVE REBOUNDS****Most offensive rebounds, career**

- 44 Tamera Young
- 43 Katie Feenstra
- 39 Erika Desouza

**Highest average, offensive rebounds per game, career (Minimum 20 games)**

- 1.35 Kasha Terry (27/20)
- 1.33 Tamera Young (44/33)
- 1.30 Katie Feenstra (43/33)

**Most offensive rebounds, season**

- 44 Tamera Young, 2008
- 43 Katie Feenstra, 2008
- 39 Erika Desouza, 2008

**Most offensive rebounds, game**

- 9 Erika Desouza, vs. Detroit, May 23, 2008
- 8 Tamera Young, vs. San Antonio, June 18, 2008
- 6 Katie Feenstra, at Chicago, July 13, 2008
- Kasha Terry, vs. Sacramento, July 22, 2008

**DEFENSIVE REBOUNDS****Most defensive rebounds, career**

- 107 Betty Lennox
- 95 Tamera Young
- 87 Katie Feenstra

**Highest average, defensive rebounds per game, career (Minimum 20 games)**

- 3.2 Betty Lennox (107/34)
- 2.9 Tamera Young (95/33)
- 2.6 Katie Feenstra (87/33)

**Most defensive rebounds, season**

- 107 Betty Lennox, 2008
- 95 Tamera Young, 2008
- 87 Katie Feenstra, 2008

**Most defensive rebounds, game**

- 11 Alison Bales, at Minnesota, July 9, 2008
- 10 Betty Lennox, at Houston, June 16, 2008
- Tamera Young, vs. Detroit, June 22, 2008
- 9 Erika Desouza, vs. Detroit, May 23, 2008

**ASSISTS****Most assists, career**

- 123 Ivory Latta
- 82 Kristin Haynie
- 81 Betty Lennox

**Highest average, assists per game, career (Minimum 20 games)**

- 3.6 Ivory Latta (123/34)
- 2.5 Kristin Haynie (82/33)
- 2.4 Betty Lennox (81/34)

**Most assists, season**

- 123 Ivory Latta, 2008
- 82 Kristin Haynie, 2008
- 81 Betty Lennox, 2008

**Highest average, assists per game, season**

- 3.6 Ivory Latta, 2008 (123/34)
- 2.5 Kristin Haynie, 2008 (82/33)
- 2.4 Betty Lennox, 2008 (81/34)

**Most assists, game**

- 11 Kristin Haynie, vs. Chicago, July 5, 2008
- 10 Ivory Latta, vs. Detroit, June 22, 2008
- Ivory Latta, at Los Angeles, Sept. 11, 2008
- 8 Betty Lennox, vs. Minnesota, June 3, 2008

**Most games, 10+ assists, career**

- 2 Ivory Latta
- 1 Kristin Haynie

**PERSONAL FOULS****Most personal fouls, career**

- 97 Jen Lacy
- Tamera Young
- 92 Betty Lennox
- 91 Katie Feenstra

**Most personal fouls, season**

- 97 Jen Lacy, 2008  
Tamera Young, 2008
- 92 Betty Lennox, 2008
- 91 Katie Feenstra, 2008

**Most personal fouls, game**

- 5 Stacey Lovelace, vs. Chicago, June 6, 2008  
Jen Lacy, at Houston, June 16, 2008  
Katie Feenstra, at Wash., June 20, 2008  
Tamera Young, at Conn., June 27, 2008 (ot)  
Stacey Lovelace, at Conn., June 27, 2008 (ot)  
Tamera Young, vs. Wash., July 25, 2008  
Erika Desouza, at Indiana, August 30, 2008  
Erika Desouza, at L.A., September 11, 2008

**DISQUALIFICATIONS****Most disqualifications, career**

- 2 Erika Desouza  
Stacey Lovelace  
Tamera Young
- 1 Katie Feenstra  
Jen Lacy

**Highest percentage, games disqualified, career (Minimum 20 games)**

- 6.1 Tamera Young (2/33)
- 3.0 Katie Feenstra (1/33)  
Jen Lacy (1/33)

**Lowest percentage, games disqualified, career (Minimum 20 games)**

- 0.0 Ivory Latta (0/34)  
Betty Lennox (0/34)  
Kristin Haynie (0/33)  
Iziane Marques Castro (0/29)  
Ann Strother (0/21)  
Kasha Terry (0/20)

**Most consecutive games without disqualification, career**

- 34 Ivory Latta, May 17-Sept. 12, 2008 (current)  
Betty Lennox, May 17-Sept. 12, 2008 (current)
- 33 Kristin Haynie, May 17-Sept. 12, 2008 (current)
- 29 Iziane Castro Marques, May 17-Sept. 12, 2008 (current)

**Most disqualifications, season**

- 2 Erika Desouza, 2008  
Stacey Lovelace, 2008  
Tamera Young, 2008
- 1 Katie Feenstra, 2008  
Jen Lacy, 2008

**Fewest minutes, disqualified, game**

- 15 Katie Feenstra, at Wash., June 20, 2008
- 19 Jen Lacy, at Houston, June 16, 2008
- 20 Erika Desouza, at L.A., September 11, 2008

**STEALS****Most steals, career**

- 45 Ivory Latta  
Betty Lennox
- 30 Kristin Haynie  
Tamera Young
- 27 Iziane Castro Marques

**Highest average, steals per game, career**

(Minimum 20 games)

- 1.32 Ivory Latta (45/34)  
Betty Lennox (45/34)
- 0.93 Iziane Marques Castro (27/29)
- 0.91 Kristin Haynie (30/33)  
Tamera Young (30/33)

**Most steals, season**

- 45 Ivory Latta, 2008  
Betty Lennox, 2008
- 30 Kristin Haynie, 2008  
Tamera Young, 2008
- 27 Iziane Castro Marques, 2008

**Highest average, steals per game, season (qualifiers)**

- 1.32 Ivory Latta, 2008 (45/34)  
Betty Lennox, 2008 (45/34)
- 0.93 Iziane Marques Castro, 2008 (27/29)
- 0.91 Kristin Haynie, 2008 (30/33)  
Tamera Young, 2008 (30/33)

**Most steals, game**

- 5 Stacey Lovelace, vs. S. Ant., June 18, 2008  
Tamera Young, at Wash., June 20, 2008  
Ivory Latta, at Sacramento, July 18, 2008
- 4 Tamera Young, vs. Indiana, June 13, 2008  
Tamera Young, vs. Phoenix, July 1, 2008  
Erika Desouza, at Indiana, August 30, 2008  
Alison Bales, at Los Angeles, Sept. 11, 2008
- 3 By many

## BLOCKED SHOTS

### Most blocked shots, career

29	Alison Bales
27	Katie Feenstra
21	Erika Desouza

### Highest average, blocked shots per game, career (Minimum: 20 games)

0.82	Katie Feenstra (27/33)
0.55	Kasha Terry (11/20)
0.30	Tamera Young (10/33)

### Most blocked shots, season

29	Alison Bales, 2008
27	Katie Feenstra, 2008
21	Erika Desouza, 2008

### Highest average, blocked shots per game, season

0.82	Katie Feenstra, 2008 (27/33)
0.30	Tamera Young, 2008 (10/33)
0.21	Iziane Castro Marques, 2008 (6/29)

### Most blocked shots, game

5	Alison Bales, vs. Sacramento, July 22, 2008 Alison Bales, vs. Washington, July 25, 2008
4	Katie Feenstra, at Wash., June 20, 2008 Katie Feenstra, at Sacramento, July 18, 2008 Katie Feenstra, vs. Sacramento, July 22, 2008 Erika Desouza, vs. Seattle, Sept. 2, 2008
3	By many

## TURNOVERS

### Most turnovers, career

114	Betty Lennox
61	Ivory Latta
59	Tamera Young

### Most turnovers, season

114	Betty Lennox, 2008
61	Ivory Latta, 2008
59	Tamera Young, 2008

### Most turnovers, game

8	Betty Lennox, at Houston, June 16, 2008
7	Betty Lennox, vs. Chicago, June 6, 2008 Betty Lennox, vs. San Antonio, June 18, 2008 Betty Lennox, at Washington, June 20, 2008 Tamera Young, vs. Detroit, June 22, 2008
6	Betty Lennox, vs. Indiana, June 13, 2008



**WNBA**



PHILIPS ARENA



Mets 0 Rockies 0 1 Team Fours 1



# WNBA HISTORY



## LEAGUE:

Women's National Basketball Association

## LEAGUE OFFICE:

645 Fifth Ave; New York, NY 10022;  
(212) 688-(WNBA) 9622

## WNBA TEAMS:

### EASTERN CONFERENCE

Atlanta Dream  
Chicago Sky  
Connecticut Sun  
Detroit Shock  
Indiana Fever  
New York Liberty  
Washington Mystics

### WESTERN CONFERENCE

Los Angeles Sparks  
Minnesota Lynx  
Phoenix Mercury  
Sacramento Monarchs  
San Antonio Silver Stars  
Seattle Storm

## HISTORY:

On April 24, 1996, women's basketball announced "We Got Next" as the NBA Board of Governors approved the concept of a Women's National Basketball Association (WNBA) to begin play in June of 1997.

## SINCE THAT DAY IN 1996 THERE HAVE BEEN MANY FIRSTS FOR THE WNBA:

- Val Ackerman** — the first president of the WNBA
- Sheryl Swoopes** — the first player signed to the WNBA
- Cynthia Cooper** — the league's first Most Valuable Player
- Houston Comets** — the first WNBA Champions
- Lisa Leslie** — the first WNBA player to dunk (7/30/02 vs. Miami)
- Lauren Jackson** — the first international player to win MVP (2007)
- Candace Parker** — the first rookie to earn the league's MVP honor (2008)
- Sylvia Fowles** — the first goaltending call (vs. LA 6/3/2008)

The inaugural WNBA season tipped off on June 21, 1997, with the New York Liberty taking on the Los Angeles Sparks at the Great Western Forum in Inglewood, California. A crowd of 14,284 watched as Sparks' guard Penny Toler scored the first basket in WNBA history. The Liberty defeated the Sparks, 67-57.

## A GROWING GAME:

The influence of the WNBA can be seen in the explosive growth of organized women's basketball over the past twelve seasons. An estimated 100 million women play basketball worldwide, and our league reflects this trend, featuring 23 international players from 16 countries and territories at the end of the 2008 season. Female AAU youth basketball par-

ticipation has increased +277% since 1990 (from 28,840 to 108,758 players). Female high school basketball participation has increased 18% since 1990 (from 387,802 to 456,967 players). And female NCAA basketball participation has increased 43% since 1990 (from 10,551 to 15,096 players).

### KEY RULES:

Ball size: 28.5" (high school and NCAA women's)  
3-point line: 20'6 1/4" (International)

Several key rule changes have been implemented over the last few seasons:

- The format of WNBA games changed to four 10-minute quarters instead of the previous two 20-minute halves.
- In addition, the 24-second shot clock replaced the previous 30-second clock. It is now reset to 14 seconds when a defensive foul or other defensive violation occurs with less than 14 seconds remaining on the shot clock. It is left unchanged when a defensive violation occurs with 14 seconds or more remaining on the shot clock.
- The backcourt rule requires offensive teams to bring the ball across the mid-court line within eight seconds rather than 10 seconds.
- The timeout rule requires officials to grant requests for a timeout (full or 20-second) by a player in the game or the head coach. Previously, only players in the game were allowed to call timeouts.
- Team rosters now consist of 11 players.

### ALL-STAR GAME:

The 2009 WNBA All-Star Game will be held at Mohegan Sun Arena in Uncasville, CT on Saturday, July 25. ABC will televise the game which tips off at 3:30 p.m. ET.

In 2008, the WNBA did not hold an All-Star Game due to the month-long, mid-season break for Summer Olympics. The league did, however, conduct its annual All-Star Salute: Inspiring Women Luncheon in San Francisco on July 30. The luncheon, at which noted TV journalist Robin Roberts received the Inspiring Woman Award, also served as a send off for the U.S. Olympic Women's Basketball team. While the entire 12-member U.S. team was comprised of

WNBA players, a total of 39 current and former WNBA players dotted the rosters of 10 of the 12 countries participating in the Olympics.

The 2007 WNBA All-Star Game, the league's eighth such contest, was played in front of a sellout audience on July 15 at the Verizon Center in Washington, D.C. A crowd of 19,487 fans witnessed the East defeat the West, 103-99 as Cheryl Ford of the Detroit Shock clinched the MVP honors. A key highlight of the All-Star festivities in 2007 was the second annual All-Star Salute: Inspiring Women Luncheon, featuring keynote speaker and Secretary of State Dr. Condoleezza Rice.

### INSPIRING WOMEN:

The Inspiring Woman Award is an annual honor that celebrates an individual who, on a daily basis, demonstrates her ability to inspire others through her commitment, passion and dedication to work, family and community. Past honorees include Good Morning America's Robin Roberts, former Secretary of State Condoleezza Rice and the WNBA All-Decade Team.

### MARKETING:

The WNBA has garnered unprecedented marketing support for a women's professional sport, and enjoys long-standing partnerships with major national and international brands such as adidas, Discover Card, Gatorade, Nike, and T-Mobile. New partners in 2008 included such major companies as McDonald's, Kia Motors, IHOP, Pitney Bowes and HP. Starwood Hotels and Resorts was announced as a partner in 2009.

The WNBA's marketing partners utilize the league to support women's sports and reach its strong fan base of women, families and young girls through advertising in WNBA nationally-televised games, national promotions, player endorsements and special events.

Through the WNBA's extensive, highly integrated relationship with adidas, the sporting goods and apparel giant not only serves as the official outfitter of the WNBA - having unveiled new uniforms across the league in 2007 - but also as the presenter of the 2007, 2008 and 2009 WNBA Drafts and in 2008 became the first-ever presenting partner of the WNBA's entire postseason, including both the Playoffs and Finals.

The 2008 season also featured the first WNBA marketing partnership in China with Peak, China's number one domestic basketball footwear brand, following the announcement in February.

### ATTENDANCE /TV RATINGS:

Fueled by incoming stars Candace Parker, Sylvia Fowles and Candice Wiggins, the 2008 Draft, the most anticipated in WNBA history, drew significantly higher TV and Internet numbers. The rating on ESPN2 was up 69 percent over the previous year's telecast, and viewership was up 137 percent. Similarly, WNBA.com shattered the all-time daily traffic record to the site during the WNBA Draft, with nearly 324,000 visits, more than doubling the previous record set during the 2007 Draft. Page views were up 127 percent; site visits increased 106 percent.

The WNBA on national television (ABC and ESPN2) finished up 19% both in ratings and viewership in 2008.

Regular season attendance in 2008 increased for the second straight season. The 2.21% increase came on the heels of a 1.68% increase in 2007. The increased attendance in 2008 also featured 46 sellouts, nearly triple the 17 registered in 2007 and double the previous record of 23 set in 2004.

Just one year earlier, total attendance for the 2007 WNBA Finals between the Phoenix Mercury and the Detroit Shock was 74,178, establishing a new all-time WNBA Finals record. In addition, Game 5's crowd of 22,076 at The Palace of Auburn Hills tied the all-time, single-game attendance record for the WNBA Finals (also set on Sept. 16 2003 of the 2003 WNBA Finals, Los Angeles at Detroit). In addition, the WNBA experienced double-digit increases in viewership during the 2007 postseason.

Viewers recognize ESPN2 as the television destination for the WNBA. "WNBA Tuesdays" continued throughout the 2008 season, offering fans a dedicated night to tune in and watch their favorite WNBA players.

In July 2007, the WNBA signed a new, 8-year TV deal with ESPN that tips off in 2009 and runs through 2016, the WNBA's 20th season. The agreement, which calls for ABC, ESPN and ESPN2 to telecast WNBA games, includes rights fees, a first for any women's pro team sports league in the U.S.

### GLOBAL REACH:

Now in its second decade, the WNBA has a wide impact on overseas markets. In 2008, for the second straight year, WNBA games and programming reached a record 203 countries in 32 languages, surpassing the 2006 total of 198 countries. Included were new television agreements in six countries: Argentina, Bulgaria, Jamaica, Pan Africa, South Korea and China. In addition, for the third consecutive year, fans in China were able to view WNBA action via live Web casts on NBA.com/china.

WNBA rosters for the 2008 season featured 25 international players from 17 countries and territories. Among the league's international contingent are the Indiana Fever's Tammy Sutton-Brown (Canada), the San Antonio Silver Stars' Sophia Young (St. Vincent) and the Sacramento Monarchs' Ticha Penicheiro (Portugal).

### 10TH ANNIVERSARY:

The WNBA's 10th anniversary season, celebrated in 2006, featured significant interactivity with fans playing a key role in selecting the league's All-Decade Team, the WNBA's Greatest Moments and the starters for the 2006 WNBA All-Star Game.

The WNBA Greatest Moment presented by AOL.com was unveiled during Game 1 of the 2006 WNBA Finals. Fans, who were able to log on to [www.aol.com/wnba](http://www.aol.com/wnba), voted Teresa Weatherspoon's half-court, buzzer-beater - a shot that propelled the New York Liberty to victory in Game 2 of the 1999 WNBA Finals and on to a deciding Game 3 against the Houston Comets - as their favorite moment in the WNBA's 10-year history. Prior to that, initial voting was conducted in four distinct categories as fans voted for winners of the all-time Greatest Shot (Weatherspoon), Greatest Pass (Sue Bird of the Storm leading a fast break during the 2003 All-Star Game), Greatest Milestone (Lisa Leslie of the Sparks throwing down the first dunk in WNBA history on July 30, 2002) and Greatest Inspirational Moment (Edna Campbell of the Monarchs making a triumphant return to the court on Aug. 13, 2002, after battling breast cancer). The winner from each comprised the final ballot.



## KEY HIGHLIGHTS:

Six WNBA teams now fall under the independent ownership model: the Atlanta Dream, Chicago Sky, Connecticut Sun, Los Angeles Sparks, Seattle Storm and Washington Mystics. Force 10 Hoops, L.L.C., the entity owned by Seattle businesswomen and civic leaders Anne Levinson, Ginny Gilder, Lisa Brummel and Dawn Trudeau, purchased the Seattle Storm on Feb. 28, 2008 while on Oct. 17, 2007, Atlanta businessman J. Ronald Terwilliger was awarded an expansion franchise, the Atlanta Dream. In addition, the Los Angeles Sparks opened the 2007 season with new ownership after Kathy Goodman and Carla Christofferson, two long-time season ticket holders, bought the Sparks on Dec. 7, 2006. They joined Sheila Johnson's Washington Mystics, Michael Alter's Chicago Sky and the Mohegan Tribe's Connecticut Sun as independently-owned WNBA franchises.

The 2008 WNBA Draft presented by adidas took place in Tampa, Florida on April 9, marking the third straight year the draft was held immediately following the NCAA Women's Division I Championship Game and conducted in the same city as the Final Four. The Los Angeles Sparks made Candace Parker the top overall pick; Sylvia Fowles was selected second by the Chicago Sky and Candice Wiggins third by the Minnesota Lynx. For the first time in WNBA history, all five starters from one college team were selected in the draft as Parker, Alexis Hornbuckle, Shannon Bobbitt, Nicky Anosike and Alberta Auguste - teammates on the University of Tennessee's national championship squad - were chosen. Parker would go on to be the first player to earn the WNBA's MVP award in her rookie season.

The Dawn Staley Community Leadership Award was announced in 2006 and is now presented annually to the player who best exemplifies the characteristics of a leader in the community and reflects Staley's contagious leadership, spirit, charitable efforts and love for the game. Tamika Catchings of the Indiana Fever won the inaugural award for the 2007 season. A member of the WNBA's All-Decade Team, Staley, who retired following the 2006 season, established herself as one of the greatest ambassadors in women's basketball history while also demonstrating outstanding leadership qualities as a coach on the collegiate level and as a philanthropist and humanitarian.

The WNBA All-Decade Team was selected in 2006 as part of a season-long celebration of the league's 10th Anniversary. Chosen from among 30 nominees by fans, a panel of national and WNBA-market media and the league's current players and coaches, the team is comprised of the 10 best and most influential players from its first 10 years of play. Named to the team were legends and current players including, Sue Bird, Tamika Catchings, Cynthia Cooper, Yolanda Griffith, Lauren Jackson, Lisa Leslie, Katie Smith, Dawn Staley, Sheryl Swoopes and Tina Thompson. Players earning honorable mention status were: Ruthie Bolton, Chamique Holdsclaw, Ticha Penicheiro, Diana Taurasi and Teresa Weatherspoon. Van Chancellor, who led the Houston Comets to consecutive WNBA championships in the league's first four seasons, was named the WNBA's Coach of Decade. Chancellor also was named to the Naismith Memorial Basketball Hall of Fame in 2007.

Seven women serve as owners of WNBA teams: Dr. Sheila Johnson (Washington Mystics), Kathy Goodman and Carla Christofferson (Los Angeles Sparks) and Anne Levinson, Ginny Gilder, Lisa Brummel and Dawn Trudeau (Seattle Storm). An eighth, musical artist Michelle Williams, formerly of "Destiny's Child," is a minority owner of the Chicago Sky.

Johnson, a co-founder of Black Entertainment Television, became the WNBA's first African-American female owner on May 24, 2005 when she joined Ted Leonsis' Lincoln Holdings LLC, which in turn purchased the Washington Mystics from Washington Wizards' owner Abe Pollin. Williams, also African-American and a former member of the group "Destiny's Child," became the first female musician to become part-owner of a professional sports team, joining the company of Jay-Z (NBA New Jersey Nets), Usher (NBA Cleveland Cavaliers), Nelly (NBA Charlotte Bobcats), Julio Inglesias (NBA Miami Heat) and Jon Bon Jovi (AFL Philadelphia Soul).

In 2008, Candace Parker became the first WNBA player to win Rookie of the Year and Most Valuable Player of the Year in the same season. The first selection in the 2008 WNBA Draft, she earned both honors after leading the league in double-doubles and rebounds per game, while also ranking second in blocks per game and fourth in points per game. She also became just the second player joining Lisa Leslie, to dunk in a WNBA game.

GENERAL INFO
MEDIA INFO
FRONT OFFICE
PLAYERS
HISTORY
WNBA
OPPONENTS
COMMUNITY
ENTERTAINMENT
PHILIPS ARENA

Diana Taurasi (Mercury) rewrote the WNBA scoring records in 2006 when she led the league with 25.3 points per contest, became the first WNBA player to top 800 points in a single season (860), and the single-season mark for three-point field-goals (121) and the single-game mark for points (47, a number later equaled by the Storm's Lauren Jackson in 2007).

During the 2008 season, Tina Thompson (Houston) and Katie Smith (Detroit) both reached 5,000 points for their WNBA careers, joining Lisa Leslie as the only players to accomplish this feat.

Sheryl Swoopes, who earned MVP and Defensive Player of the Year honors in 2000 and 2002, made WNBA history with the league's first triple-double (14 points, 15 rebounds, 10 assists) vs. the Detroit Shock on July 27, 1999.

Three current head coaches have played in the NBA: Michael Cooper (Sparks), Bill Laimbeer (Shock), and Corey Gaines (Mercury).

Three current head coaches have served as assistant coaches in the NBA, including Mike Thibault (Sun); Michael Cooper (Sparks) and Don Zierden (Lynx).

**WNBA CARES:**

Through the WNBA Cares initiative, the league is deeply committed to creating programs that improve the quality of life for all people, with a special emphasis on promoting a healthy lifestyle and positive body image, breast health awareness, youth and family development, and education. WNBA teams and players donate countless dollars and hours each year through league programs including Breast Health Awareness, WNBA Green Week and Go Red For Women, WNBA Fit, Read to Achieve and Jr. WNBA.



# WNBA TEAM PR CONTACTS



## EASTERN CONFERENCE

### ATLANTA DREAM

83 Walton St.  
Suite 500  
Atlanta, GA 30303  
PR Contact: Tonya Alleyne  
Email: [tonya.alleyne@atlantadream.net](mailto:tonya.alleyne@atlantadream.net)  
404-954-6645 (office)  
404-954-6666 (office fax)  
404-693-5181 (cell)  
Additional PR Contact: Sprague Paynter  
Email: [sprague.paynter@atlantadream.net](mailto:sprague.paynter@atlantadream.net)  
404-954-6660 (office)  
404-954-6666 (office fax)  
404-561-0421 (cell)

### CHICAGO SKY

20 W. Kinzie St.  
Suite 1010  
Chicago, IL 60610  
PR Contact: Ronnie Ramirez  
Email: [rramirez@chicagosky.net](mailto:rramirez@chicagosky.net)  
312-994-5984 (office)  
312-828-9979 (office fax)  
312-533-0498 (cell)

### CONNECTICUT SUN

1 Mohegan Sun Boulevard  
Uncasville, CT 06382  
PR Contact: Bill Tavares  
Email: [btavares@connecticutsun.com](mailto:btavares@connecticutsun.com)  
860-862-4073 (office)  
860-862-4010 (office fax)  
860-961-0240 (cell)  
Additional PR Contact: Jen Hildebrand  
Email: [jhildebrand@connecticutsun.com](mailto:jhildebrand@connecticutsun.com)  
860-862-4087 (office)  
860-862-4010 (office fax)  
860-961-2245 (cell)

### DETROIT SHOCK

The Palace of Auburn Hills  
Five Championship Drive  
Auburn Hills, MI 48326  
PR Contact: Megan Heinemann  
Email: [mheinemann@palacenet.com](mailto:mheinemann@palacenet.com)  
248-377-8626 (office)  
248-377-3260 (office fax)  
248-770-3540 (cell)  
Additional PR Contact: Desi Segundo  
Email: [dsegundo@palacenet.com](mailto:dsegundo@palacenet.com)  
248-377-0132 (office)  
248-804-9209 (cell)

GENERAL INFO  
MEDIA INFO  
FRONT OFFICE  
PLAYERS  
HISTORY  
WNBA  
OPPONENTS  
COMMUNITY  
ENTERTAINMENT  
PHILIPS ARENA

## INDIANA FEVER

One Conseco Court  
125 S. Pennsylvania St.  
Indianapolis, IN 46204  
PR Contact: Kevin Messenger  
Email: kmessenger@pacers.com  
317-917-2844 (office)  
317-917-2799 (office fax)  
317-370-3437 (cell)  
Additional PR Contact: Tim Edwards  
Email: tedwards@pacers.com  
317-917-2853 (office)  
317-917-2799 (office fax)  
317-253-3446 (home)

## NEW YORK LIBERTY

Two Penn Plaza - 14th Floor  
New York, NY 10121  
PR Contact: Casey Sherman  
Email: casey.sherman@thegarden.com  
212-465-6208 (office)  
201-294-1550 (cell)  
212-465-6250 (office fax)  
Additional PR Contact: Amy Scheer  
Email: amy.scheer@thegarden.com  
212-465-6695 (office)

## WASHINGTON MYSTICS

601 F Street NW - 3rd Floor  
Washington, DC, 20004  
PR Contact: Ketsia Colimon  
Email: Kcolimon@washmystics.com  
202-527-7535 (office)  
571-235-6305 (cell)

## WESTERN CONFERENCE

### LOS ANGELES SPARKS

888 S. Figueroa St.  
Suite 2010  
Los Angeles, CA 90017  
PR Contact: Alayne Ingram  
Email: aingram@la-sparks.com  
213-929-1313 (office)  
818-585-0579 (cell)  
213-929-1325 (office fax)  
Additional PR Contact: sparkspr@la-sparks.com

### MINNESOTA LYNX

Target Center  
600 First Avenue North  
Minneapolis, MN 55403  
PR Contact: Aaron Seehusen  
Email: seehusen@lynxbasketball.com  
612-673-1602 (office)  
763-350-5550 (cell)

### PHOENIX MERCURY

US Airways Arena  
201 E. Jefferson  
Phoenix, AZ 85004  
PR Contact: Eric Barkyoumb  
Email: ebarkyoumb@phoenixmercury.com  
602-514-8344 (office)  
602-379-7540 (office fax)  
480-209-7993 (cell)  
Additional PR Contact: Lesley Factor  
Email: lfactor@phoenixmercury.com  
602-514-8370 (office)  
602-379-7540 (office fax)  
480-225-5335 (cell)

### SACRAMENTO MONARCHS

ARCO Arena  
One Sports Parkway  
Sacramento, CA 95834  
PR Contact: Rebecca Brutlag  
Email: brutlag@arcoarena.com  
916-928-8112 (office)  
916-928-8109 (office fax)  
916-718-7432 (cell)  
Additional PR Contact: Rachel Askin  
916-928-3624 (office)  
Email: raskin@arcoarena.com





## SAN ANTONIO SILVER STARS

AT&T Center  
One AT&T Center  
San Antonio, TX 78219  
PR Contact: Leigh Anne Gullett  
Email: lgullett@attcenter.com  
210-444-5738 (office)  
210-444-5737 (office fax)  
210-259-7865 (cell)

## SEATTLE STORM

490 Fifth Ave N  
Seattle, WA 98109  
PR Contact: Jennifer Carroll  
Email: jcarroll@storbasketball.com  
206-272-2706 (office)  
206-272-2705 (office fax)  
206-226-5237 (cell)  
Additional PR Contact: Teresa Wippel  
Email: twippel@sonics-storm.com  
206-272-2514 (office)  
206-272-2705 (office fax)  
425-772-3056 (cell)

## WNBA LEAGUE PR CONTACTS

### WNBA COMMUNICATIONS

#### RON HOWARD

Director, WNBA Communications  
645 Fifth Avenue, 14th Floor  
New York, NY 10022  
Email: rhoward@nba.com  
212-407-8641 (office)  
212-407-8044 (office fax)  
917-574-7114 (cell)

#### DINA PAPPAS

Director, WNBA Marketing Communications  
645 Fifth Avenue, 14th Floor  
New York, NY 10022  
Email: dpappas@nba.com  
212-407-8840 (office)  
212-407-8044 (office fax)  
917-733-8316 (cell)

## COMMUNITY RELATIONS

#### NANCY LAROCHE

Manager, WNBA Community Relations  
645 Fifth Avenue  
New York, NY 10022  
Email: nlaroche@nba.com  
212-407-8336 (office)  
516-521-9969 (cell)

#### KAREN KASE

Senior Manager, WNBA Basketball Communications  
645 Fifth Avenue, 14th Floor  
New York, NY 10022  
Email: kkase@nba.com  
212-407-8022 (office)  
212-407-8044 (office fax)  
704-756-9223 (cell)

#### SAMANTHA TAGER

Assistant, WNBA Communications  
645 Fifth Avenue, 14th Floor  
New York, NY 10022  
Email: stager@nba.com  
212-407-8358 (office)  
212-407-8044 (office fax)  
914-882-1474 (cell)

#### PETER AXTMAN

Assistant, WNBA Communications  
645 Fifth Avenue, 14th Floor  
New York, NY 10022  
Email: paxtman@nba.com  
212-407-8542 (office)  
212-407-8044 (office fax)  
781-454-6556 (cell)

## WNBA.COM

#### BRIAN MARTIN

Editor, WNBA.com  
450 Harmon Meadow Boulevard  
Secaucus, NJ 07094  
Email: bmartin@nba.com  
201-974-6848 (office)  
212-920-5129 (cell)

# WNBA AWARD WINNERS



## 2008

### ALL-WNBA FIRST TEAM (SELECTED BY POSITION)

Forward	Candace Parker	Los Angeles Sparks
Forward	Sophia Young	S. Ant. Silver Stars
Center	Lisa Leslie	LA Sparks
Guard	Diana Taurasi	Phoenix Mercury
Guard	Lindsay Whalen	Connecticut Sun

### ALL-WNBA SECOND TEAM (SELECTED BY POSITION)

Forward	Asjha Jones	Connecticut Sun
Forward	Deanna Nolan	Detroit Shock
Center	Lauren Jackson	Seattle Storm
Guard	Becky Hammon	S. Ant. Silver Stars
Guard	Sue Bird	Seattle Storm

### WNBA MOST VALUABLE PLAYER

#### PRESENTED BY T-MOBILE:

Candace Parker (Los Angeles Sparks)

### KIM PERROT SPORTSMANSHIP AWARD:

Vickie Johnson (San Antonio Silver Stars)

### WNBA COACH OF THE YEAR

#### PRESENTED BY AOL.COM:

Mike Thibault (Connecticut Sun)

### WNBA DEFENSIVE PLAYER OF THE YEAR:

Lisa Leslie (Los Angeles Sparks)

### WNBA ROOKIE OF THE YEAR

#### PRESENTED BY HANNS-G:

Candace Parker (Los Angeles Sparks)

### WNBA MOST IMPROVED:

Ebony Hoffman (Indiana Fever)

### WNBA SIXTH WOMAN OF THE YEAR:

Candice Wiggins (Minnesota Lynx)

### PEAK PERFORMERS:

**SCORING:** Diana Taurasi (Phoenix Mercury)

**REBOUNDING:** Candace Parker (Los Angeles Sparks)

**ASSISTS:** Lindsay Whalen (Connecticut Sun)

### ALL-DEFENSIVE FIRST TEAM (SELECTED BY POSITION)

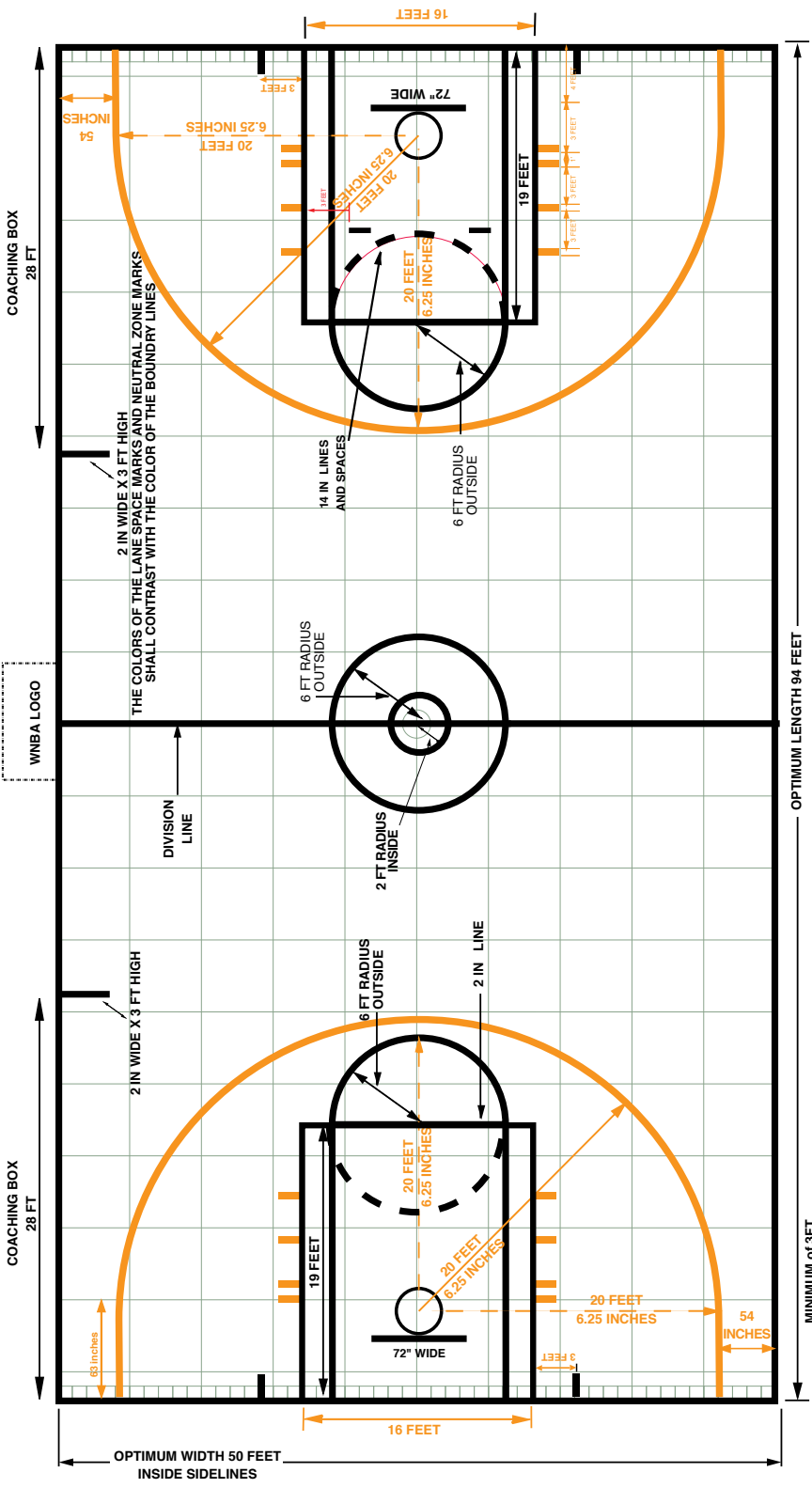
Forward	Tamika Catchings	Indiana Fever
Forward	Sophia Young	S. Ant. Silver Stars
Center	Lisa Leslie	LA Sparks
Guard	Tully Bevilacqua	Indiana Fever
Guard	Ticha Penicheiro	Sac. Monarchs

### ALL-DEFENSIVE SECOND TEAM (SELECTED BY POSITION)

Forward	Lauren Jackson	Seattle Storm
Forward	Rebekkah Brunson	Sac. Monarchs
Center	Sylvia Fowles	Chicago Sky
Guard	Katie Smith	Detroit Shock
Guard	Deanna Nolan	Detroit Shock

### ALL-ROOKIE TEAM PRESENTED BY HANNS-G

Forward	Candace Parker	Los Angeles Sparks
Guard	Candice Wiggins	Minnesota Lynx
Center	Sylvia Fowles	Chicago Sky
Center	Nicky Anosike	Minnesota Lynx
Guard	Matee Ajavon	Houston Comets
Forward	Amber Holt	Connecticut Sun



OPTIMUM LENGTH 94 FEET

OPTIMUM WIDTH 50 FEET  
INSIDE SIDELINES

MINIMUM of 3FT  
Preferably 10ft unobstructed space outside

# 2008 SEASON IN REVIEW



## 2008 REGULAR SEASON FINAL STANDINGS

### EASTERN CONFERENCE

	W	L	PCT	GB	HOME	ROAD	LAST-10	STREAK
Detroit	22	12	.647	-	14-3	8-9	6-4	Won 5
Connecticut	21	13	.618	1	13-4	8-9	7-3	Won 1
New York	19	15	.559	3	11-6	8-9	5-5	Lost 1
Indiana	17	17	.500	5	11-6	6-11	6-4	Won 2
Chicago	12	22	.353	10	8-9	4-13	4-6	Lost 2
Washington	10	24	.294	12	6-11	4-13	1-9	Lost 9
<b>Atlanta</b>	<b>4</b>	<b>30</b>	<b>.118</b>	<b>18</b>	<b>1-16</b>	<b>3-14</b>	<b>1-9</b>	<b>Lost 1</b>

### WESTERN CONFERENCE

	W	L	PCT	GB	HOME	ROAD	LAST-10	STREAK
San Antonio	24	10	.706	-	15-2	9-8	8-2	Won 5
Seattle	22	12	.647	2	16-1	6-11	6-4	Lost 1
Los Angeles	20	14	.588	4	12-5	8-9	6-4	Won 1
Sacramento	18	16	.529	6	13-4	5-12	5-5	Lost 2
Houston	17	17	.500	7	13-4	4-13	5-5	Won 3
Minnesota	16	18	.471	8	9-8	7-10	4-6	Won 1
Phoenix	16	18	.471	8	10-7	6-11	5-5	Lost 1

## 2008 WNBA LEADERS

SCORING AVERAGE	G	FG	FT	PTS	AVG
Taurasi, Pho.	34	258	215	820	24.1
Pondexter, Pho.	32	234	170	679	21.2
Augustus, Min.	31	233	105	591	19.1
Parker, L.A.	33	231	137	610	18.5
Thompson, Hou.	30	188	110	542	18.1
Hammon, S.A.	33	171	163	582	17.6
Lennox, Atl.	34	207	118	595	17.5
Young, S.A.	33	207	162	576	17.5
Jones, Ct.	33	223	110	561	17.0
Perkins, Chi.	34	213	106	577	17.0
Dupree, Chi.	34	208	138	555	16.3
Beard, Was.	33	187	107	532	16.1
Nolan, Det.	34	216	63	538	15.8
Christon, N.Y.	31	153	111	488	15.7
Wiggins, Min.	30	137	161	472	15.7
Douglas, Ind.	33	170	119	516	15.6
Leslie, L.A.	33	188	117	497	15.1
Wauters, S.A.	32	195	70	471	14.7
K. Smith, Det.	34	157	110	500	14.7
Bird, Sea.	33	172	74	465	14.1

REBOUNDING AVG	G	OFF	DEF	TOT	AVG
Parker, L.A.	33	84	229	313	9.5
Leslie, L.A.	33	84	209	293	8.9
Dupree, Chi.	34	77	193	270	7.9
Hoffman, Ind.	33	94	164	258	7.8
Wauters, S.A.	32	47	192	239	7.5
McWilliams-Franklin	33	76	162	238	7.2
Brunson, Sac.	30	87	126	213	7.1
Thompson, Hou.	30	48	160	208	6.9
Anosike, Min.	34	78	153	231	6.8
Snow, Hou.	34	75	155	230	6.8
Milton-Jones, L.A.	31	64	132	196	6.3
Sutton-Brown, Ind.	33	63	145	208	6.3
Griffith, Sea.	30	77	112	189	6.3
Lyttle, Hou.	27	49	119	168	6.2
Kraayeveld, N.Y.	34	50	159	209	6.1
Jones, Ct.	33	73	128	201	6.1
Willingham, Pho.	34	86	116	202	5.9
Sanford, Was.	34	77	116	193	5.7
Young, S.A.	33	52	134	186	5.6
Whalen, Ct.	31	33	141	174	5.6

GENERAL INFO

MEDIA INFO

FRONT OFFICE

PLAYERS

HISTORY

WNBA

OPPONENTS

COMMUNITY

ENTERTAINMENT

PHILIPS ARENA

GENERAL INFO	<b>ASSISTS PER GAME</b>	<b>G</b>	<b>AST</b>	<b>AVG</b>
	Whalen, Ct.	31	166	5.4
	Penicheiro, Sac.	33	172	5.2
	Bird, Sea.	33	169	5.1
	Johnson, Hou.	33	168	5.1
	Hammon, S.A.	33	161	4.9
	Moore, N.Y.	29	132	4.6
	Nolan, Det.	34	150	4.4
	Pondexter, Pho.	32	135	4.2
	Canty, Chi.	28	115	4.1
	K. Smith, Det.	34	137	4.0
	K. Miller, Pho.	34	135	4.0
	Latta, Atl.	34	123	3.6
	Johnson, S.A.	32	115	3.6
	Taurasi, Pho.	34	121	3.6
	Beard, Was.	33	117	3.5
	Bobbitt, L.A.	26	90	3.5
	Parker, L.A.	33	113	3.4
	Catchings, Ind.	25	83	3.3
	Douglas, Ind.	33	106	3.2
	Wiggins, Min.	30	90	3.0
HISTORY	<b>FIELD GOAL PCT.</b>	<b>FG</b>	<b>FGA</b>	<b>PCT</b>
	Willingham, Pho.	139	244	.570
	McCarville, N.Y.	168	314	.535
	Wauters, S.A.	195	366	.533
	Snow, Hou.	126	238	.529
	Parker, L.A.	231	442	.523
	McWilliams-Franklin	174	344	.506
	Brunson, Sac.	135	270	.500
	Sutton-Brown, Ind.	143	289	.495
	Houston, Min.	116	236	.492
	Jones, Ct.	223	461	.484
WNBA	<b>3-PT FIELD GOAL PCT. 3FG</b>	<b>3GA</b>	<b>PCT</b>	
	Willis, N.Y.	44	94	.468
	Hoffman, Ind.	26	57	.456
	Catchings, Ind.	38	88	.432
	Lawson, Sac.	60	139	.432
	Buescher, S.A.	28	65	.431
	Powell, Sac.	78	190	.411
	Carey, Ct.	34	83	.410
	Christon, N.Y.	71	175	.406
	Thompson, Hou.	56	139	.403
	Gearlds, Sea.	36	92	.391
COMMUNITY				
OPONENTS				
ENTERTAINMENT				
PHILIPS ARENA				

<b>FREE THROW PCT.</b>	<b>FT</b>	<b>FTA</b>	<b>PCT</b>
Hammon, S.A.	163	174	.937
Jackson, Sea.	99	106	.934
Lawson, Sac.	53	58	.914
White, Hou.	70	78	.897
Ferdinand-Harris, L.	82	92	.891
Perkins, Chi.	106	119	.891
Augustus, Min.	105	118	.890
K. Smith, Det.	110	124	.887
Bird, Sea.	74	85	.871
Taurasi, Pho.	215	247	.870

<b>STEALS PER GAME</b>	<b>G</b>	<b>STL</b>	<b>AVG</b>
Hornbuckle, Det.	34	79	2.32
Anosike, Min.	34	75	2.21
Penicheiro, Sac.	33	67	2.03
Bevilaqua, Ind.	30	59	1.97
Catchings, Ind.	25	49	1.96
Perkins, Chi.	34	64	1.88
Wiggins, Min.	30	54	1.80
Beard, Was.	33	55	1.67
Douglas, Ind.	33	53	1.61
Young, S.A.	33	53	1.61

<b>BLOCKS PER GAME</b>	<b>G</b>	<b>BLK</b>	<b>AVG</b>
Leslie, L.A.	33	97	2.94
Parker, L.A.	33	75	2.27
Fowles, Chi.	17	36	2.12
Sutton-Brown, Ind.	33	57	1.73
Pringle, Pho.	29	44	1.52
Bales, Ind.-Atl.	31	43	1.39
Riley, S.A.	30	41	1.37
Taurasi, Pho.	34	46	1.35
Dupree, Chi.	34	45	1.32
Anosike, Min.	34	43	1.26

<b>MINUTES PER GAME</b>	<b>G</b>	<b>MIN</b>	<b>AVG</b>
Thompson, Hou.	30	1074	35.8
Douglas, Ind.	33	1134	34.4
K. Smith, Det.	34	1152	33.9
Bird, Sea.	33	1111	33.7
Nolan, Det.	34	1144	33.6
Augustus, Min.	31	1042	33.6
Parker, L.A.	33	1109	33.6
Hammon, S.A.	33	1101	33.4
Beard, Was.	33	1092	33.1
Dupree, Chi.	34	1119	32.9

**2008 ROOKIE LEADERS** (SAME QUALIFIERS AS REGULAR LEADERS)

GENERAL INFO	<b>SCORING AVERAGE</b>	<b>G</b>	<b>FG</b>	<b>FT</b>	<b>PTS</b>	<b>AVG</b>
	Parker, L.A.	33	231	137	610	18.5
	Wiggins, Min.	30	137	161	472	15.7
	Anosike, Min.	34	99	116	314	9.2
	Houston, Min.	33	116	60	292	8.8
	Humphrey, Det.-Was.	30	96	31	249	8.3
	Ajavon, Hou.	34	94	72	273	8.0
	Kelly, Sac.	33	62	119	243	7.4
	Young, Atl.	33	80	67	240	7.3
	Carson, N.Y.	34	92	31	223	6.6
	Holt, Ct.	34	81	35	222	6.5
	Gruda, Ct.	31	81	31	193	6.2
	Harper, Sac.	34	64	60	188	5.5
	Hornbuckle, Det.	34	63	42	184	5.4
	Langhorne, Was.	34	68	28	164	4.8
	Larkins, N.Y.	27	48	33	129	4.8
	Pringle, Pho.	29	43	42	128	4.4
	Bobbitt, L.A.	26	35	16	106	4.1
	Gardin, Ct.	34	47	22	137	4.0
	Mitchell, N.Y.	34	39	34	131	3.9
	White, Hou.	34	25	70	121	3.6

HISTORY	<b>REBOUNDS PER GAME</b>	<b>G</b>	<b>OFF</b>	<b>DEF</b>	<b>TOT</b>	<b>AVG</b>
	Parker, L.A.	33	84	229	313	9.5
	Anosike, Min.	34	78	153	231	6.8
	Young, Atl.	33	44	95	139	4.2
	Hornbuckle, Det.	34	53	85	138	4.1
	Harper, Sac.	34	68	69	137	4.0
	Langhorne, Was.	34	53	83	136	4.0
	Humphrey, Det.-Was.	30	35	77	112	3.7
	Houston, Min.	33	27	95	122	3.7
	Gruda, Ct.	31	44	66	110	3.5
	Pringle, Pho.	29	52	50	102	3.5
	Kelly, Sac.	33	47	62	109	3.3
	Gardin, Ct.	34	38	73	111	3.3
	Wiggins, Min.	30	39	58	97	3.2
	Holt, Ct.	34	37	68	105	3.1
	Larkins, N.Y.	27	38	35	73	2.7
	Bobbitt, L.A.	26	16	48	64	2.5
	Carson, N.Y.	34	25	51	76	2.2
	Sanni, Det.	31	26	38	64	2.1
	Ajavon, Hou.	34	33	27	60	1.8
	Mitchell, N.Y.	34	14	43	57	1.7



<b>ASSISTS PER GAME</b>	<b>G</b>	<b>AST</b>	<b>AVG</b>
Bobbitt, L.A.	26	90	3.5
Parker, L.A.	33	113	3.4
Wiggins, Min.	30	90	3.0
Mitchell, N.Y.	34	97	2.9
Hornbuckle, Det.	34	71	2.1
Holt, Ct.	34	65	1.9
Ajavon, Hou.	34	59	1.7
Franklin, Sac.	34	59	1.7
White, Hou.	34	47	1.4
Anosike, Min.	34	45	1.3
Young, Atl.	33	41	1.2
Gardin, Ct.	34	41	1.2
Swanier, Ct.	25	26	1.0
Humphrey, Det.-Was.	30	31	1.0
Carson, N.Y.	34	31	0.9
Gruda, Ct.	31	28	0.9
Chaney, Chi.	28	24	0.9
Houston, Min.	33	28	0.8
Atunrase, S.A.	33	23	0.7
Larkins, N.Y.	27	18	0.7

<b>FIELD GOAL PCT.</b>	<b>FG</b>	<b>FGA</b>	<b>PCT</b>
Parker, L.A.	231	442	.523
Houston, Min.	116	236	.492
Wiggins, Min.	137	340	.403

<b>3-PT FIELD GOAL PCT.</b>	<b>3FG</b>	<b>3GA</b>	<b>PCT</b>
Humphrey, Det.-Was.	26	68	.382
Holt, Ct.	25	76	.329
Wiggins, Min.	37	121	.306

<b>FREE THROW PCT.</b>	<b>FT</b>	<b>FTA</b>	<b>PCT</b>
White, Hou.	70	78	.897
Kelly, Sac.	119	140	.850
Wiggins, Min.	161	197	.817
Ajavon, Hou.	72	91	.791
Houston, Min.	60	81	.741
Parker, L.A.	137	187	.733
Anosike, Min.	116	166	.699
Young, Atl.	67	97	.691
Harper, Sac.	60	103	.583

GENERAL INFO

MEDIA INFO

FRONT OFFICE

PLAYERS

HISTORY

WNBA

OPPONENTS

COMMUNITY

ENTERTAINMENT

PHILIPS ARENA

GENERAL INFO	<b>STEALS PER GAME</b>			<b>G</b>	<b>STL</b>	<b>AVG</b>
	Hornbuckle, Det.	34	79	2.32		
	Anosike, Min.	34	75	2.21		
	Wiggins, Min.	30	54	1.80		
	Parker, L.A.	33	42	1.27		
	Bobbitt, L.A.	26	25	0.96		
	Carson, N.Y.	34	32	0.94		
	Ajavon, Hou.	34	31	0.91		
	Houston, Min.	33	30	0.91		
	Young, Atl.	33	30	0.91		
	Gardin, Ct.	34	29	0.85		
FRONT OFFICE	<b>BLOCKS PER GAME</b>			<b>G</b>	<b>BLK</b>	<b>AVG</b>
	Parker, L.A.	33	75	2.27		
	Fowles, Chi.	17	36	2.12		
	Pringle, Pho.	29	44	1.52		
	Anosike, Min.	34	43	1.26		
	Gruda, Ct.	31	26	0.84		
	Harper, Sac.	34	20	0.59		
	Atunrase, S.A.	33	13	0.39		
	Houston, Min.	33	13	0.39		
	Young, Atl.	33	10	0.30		
	Hornbuckle, Det.	34	10	0.29		
PLAYERS	<b>MINUTES PER GAME</b>			<b>G</b>	<b>MIN</b>	<b>AVG</b>
	Parker, L.A.	33	1109	33.6		
	Wiggins, Min.	30	824	27.5		
	Anosike, Min.	34	920	27.1		
	Young, Atl.	33	745	22.6		
	Hornbuckle, Det.	34	747	22.0		
	Bobbitt, L.A.	26	552	21.2		
	Holt, Ct.	34	714	21.0		
	Carson, N.Y.	34	646	19.0		
	Ajavon, Hou.	34	604	17.8		
	Houston, Min.	33	581	17.6		
HISTORY	<b>MINUTES PER GAME</b>			<b>G</b>	<b>MIN</b>	<b>AVG</b>
	Parker, L.A.	33	1109	33.6		
	Wiggins, Min.	30	824	27.5		
	Anosike, Min.	34	920	27.1		
	Young, Atl.	33	745	22.6		
	Hornbuckle, Det.	34	747	22.0		
	Bobbitt, L.A.	26	552	21.2		
	Holt, Ct.	34	714	21.0		
	Carson, N.Y.	34	646	19.0		
	Ajavon, Hou.	34	604	17.8		
	Houston, Min.	33	581	17.6		
WNBA						
OPONENTS						
COMMUNITY						
ENTERTAINMENT						
PHILIPS ARENA						

## 2008 HIGHS/LOWS

### SINGLE-GAME HIGHS / PLAYERS

Minutes — 51, Christon, NY vs. IND, 6/26 (3 OT)  
Minutes — 40, (13 times, most recently)  
White, IND at MIN, 9/9  
Field Goals — 17, Lennox, ATL at CT, 6/27 (OT)  
Field Goals — 15, Jackson, SEA vs. MIN, 7/5  
FG Attempts — 32, Lennox, ATL at CT, 6/27 (OT)  
FG Attempts — 27, Pondexter, PHO vs. LA, 5/17  
FG Attempts — 27, Pondexter, PHO at MIN, 5/31  
3-Pt. Field Goals — 7, (3 times, most recently)  
K. Smith, DET vs. WAS, 7/11  
3-Pt. FG Attempts — 14, Lennox, ATL at NY, 9/5  
Free Throws — 17, Taurasi, PHO vs. HOU, 9/7  
FT Attempts — 18, Taurasi, PHO vs. HOU, 9/7  
Off. Rebounds — 10, Melvin, CHI vs. PHO, 6/26  
Def. Rebounds — 14, Parker, LA at IND, 5/29 (2 OT)  
Def. Rebounds — 14, Lyttle, HOU at ATL, 7/3  
Rebounds — 18, (3 times, most recently)  
Lyttle, HOU vs. MIN, 7/17  
Assists — 13, Johnson, HOU at PHO, 7/8  
Steals — 8, Maiga-Ba, HOU vs. WAS, 6/18  
Turnovers — 9, Leslie, LA at CHI, 6/3 (OT)  
Turnovers — 8, (5 times, most recently)  
Wright, SEA at SAC, 9/9  
Blocks — 8, Leslie, LA vs. SAC, 8/28  
Blocks — 8, Leslie, LA vs. MIN, 9/1  
Points — 44, Nolan, DET vs. MIN, 6/20 (OT)  
Points — 44, Lennox, ATL at CT, 6/27 (OT)  
Points — 38, Milton-Jones, LA at PHO, 7/17

### SINGLE-GAME HIGHS AND LOWS / TEAMS

Field Goals — 45, Phoenix, vs. ATL, 7/19  
Fewest Field Goals — 16, San Antonio, at SEA, 5/30  
Fewest Field Goals — 16, Houston, at SEA, 8/28  
FG Attempts — 97, Phoenix, vs. ATL, 7/19  
Fewest FG Attempts — 49,  
Washington, at IND, 5/17  
Fewest FG Attempts — 49, San Antonio, at LA, 7/14  
Field Goal Pct. — .604, Detroit, vs. IND, 9/5  
Lowest Field Goal Pct. — .262,  
Connecticut, vs. IND, 5/27  
3-Pt. Field Goals — 14, Atlanta, at CT, 6/27 (OT)  
3-Pt. Field Goals — 14, Atlanta, at DET, 6/29  
3-Pt. FG Attempts — 32, Atlanta, at CT, 6/27 (OT)  
3-Pt. FG Attempts — 31, (3 times, most recently)  
Houston, vs. DET, 7/24  
3-Pt. FG Pct. — .750, Washington, at HOU, 6/18  
Free Throws — 39, Sacramento, vs. PHO, 7/12  
Fewest Free Throws — 1, Seattle, at LA, 9/14  
FT Attempts — 45, Sacramento, vs. PHO, 7/24  
Fewest FT Attempts — 2, Seattle, at LA, 9/14  
Free Throw Pct. — 1.000, (8 times, most recently)  
Sacramento, vs. MIN, 9/7  
Lowest Free Throw Pct. — .300, Washington,  
at PHO, 6/3  
Off. Rebounds — 25, Chicago, vs. PHO, 6/26  
Fewest Off. Rebounds — 1, San Antonio, at LA, 7/14  
Def. Rebounds — 37, Los Angeles, at IND, 5/29 (2 OT)  
Def. Rebounds — 37, Connecticut, at MIN, 6/10  
Def. Rebounds — 37, Phoenix, at MIN, 9/12  
Fewest Def. Rebounds — 10, Chicago, vs. SEA, 9/4  
Rebounds — 53, Connecticut, vs. ATL, 5/17  
Fewest Rebounds — 19, Chicago, vs. SEA, 9/4  
Assists — 29, Phoenix, at ATL, 7/1  
Fewest Assists — 6, Houston, at SEA, 6/1  
Fewest Assists — 6, Minnesota, at SA, 7/19  
Personal Fouls — 36, Minnesota, at DET, 6/20 (OT)  
Personal Fouls — 33, Phoenix, at SAC, 7/12  
Personal Fouls — 33, Washington, at MIN, 8/30  
Fewest Personal Fouls — 10, Houston, vs. DET, 7/24  
Steals — 19, Washington, vs. SEA, 7/20  
Turnovers — 27, (3 times, most recently)  
Sacramento, vs. MIN, 9/7  
Fewest Turnovers — 6, Connecticut, vs. PHO, 6/29  
Fewest Turnovers — 6, San Antonio, at NY, 9/9  
Blocks — 15, Indiana, vs. LA, 5/29 (2 OT)  
Blocks — 15, Los Angeles, vs. SAC, 8/28  
Points — 112, Phoenix, vs. CHI, 6/20 (OT)  
Points — 110, Phoenix, vs. ATL, 7/19  
Fewest Points — 46, Connecticut, vs. IND, 5/27

GENERAL INFO

MEDIA INFO

FRONT OFFICE

PLAYERS

HISTORY

WNBA

OPPONENTS

COMMUNITY

ENTERTAINMENT

PHILIPS ARENA



**OPPONEN**



TS



# OPPONENTS

## CHICAGO SKY

### CHICAGO SKY

20 West Kinzie Street, Suite 1010  
 Chicago, IL 60654  
 P-312-828-9550  
 F-312-828-9979  
 Website: [www.Chicagosky.net](http://www.Chicagosky.net)  
 Arena: UIC Pavilion

Principal Owner . . . . . Michael Alter  
 President/CEO . . . . . Margaret Stender  
 General Manager/Head Coach . . . . . Steven Key  
 Assistant Coach . . . . . Stephanie White  
 Hd. Athletic Trainer/Dir. B.ball Ops . . . . . Nick Rubel  
 Head Strength/Conditioning Coach . . . . . Ann Crosby  
 Public Relations Manager. . . . . Ronnie Ramirez  
 Marketing Asst. Broadcast/CR/PR Sarah Kwasinski



## CONNECTICUT SUN

### CONNECTICUT SUN

1 Mohegan Sun Blvd.  
 Uncasville, CT 06382  
 Tel: 860-862-4000  
 Fax: 860-862-4006/4010  
 Website: [www.connecticutsun.com](http://www.connecticutsun.com)  
 Arena: Mohegan Sun Arena

Chief Op. Officer/Alternate Gov. . . . . Jeffrey Hartmann  
 President/Alternate Gov. . . . . Paul Munick  
 General Manager . . . . . Christopher Sienko  
 Head Coach . . . . . Mike Thibault  
 Assistant Coach . . . . . Scott Hawk  
 Assistant Coach . . . . . Bernadette Mattox  
 Head Athletic Trainer . . . . . Jeremy Norman  
 Strength and Cond. Coach . . . . . Joanna Hopkins  
 Director of Marketing . . . . . Gwendolyn Pointer  
 Dir. of Business Operations . . . . . Dave Martinelli  
 Media Relations Manager . . . . . Bill Tavares

Owner . . . . . The Mohegan Tribe  
 Chief Exec. Officer/Gov. . . . . Mitchell Etes



## DETROIT SHOCK

### DETROIT SHOCK

Six Championship Drive  
Auburn Hills, MI 48326  
Phone: (248) 377-0100  
Fax: (248) 377-3260  
Website: [www.detroitshock.com](http://www.detroitshock.com)  
Arena: The Palace of Auburn Hills

Managing Partner . . . The Estate of William Davidson  
Legal Counsel . . . . . Oscar H. Feldman

President and CEO . . . . . Tom Wilson  
Chief Operating Officer . . . . . Alan Ostfield  
Head Coach . . . . . Bill Laimbeer  
Assistant Coaches . . . . Cheryl Reeve, Rick Mahorn  
Athletic Trainer . . . . . Laura Ramus  
VP of Brand Mgt., Shock COO . . . . Craig Turnbull  
Dir. of Business Ops. & Brand Mgt. . . Alicia Jeffreys  
Asst. Dir. of Business Ops. . . . . Mike Huff  
Public Relations Coordinator . . . Megan Heinemann  
Media Relations Assistant . . . . . Desi Segundo



## INDIANA FEVER

### INDIANA FEVER

125 S. Pennsylvania Street  
Indianapolis, Ind. 46204  
Tel: (317) 917-2500  
Fax: (317) 917-2599  
Website: [www.FeverBasketball.com](http://www.FeverBasketball.com)  
Arena: Conseco Fieldhouse

Pacers Spts/Ent./Own. Herbert Simon, Melvin Simon  
Chairman/Chief Exec. Officer, PS&E. . Herbert Simon

President, PS&E . . . . . Jim Morris  
President, Pacers Basketball . . . . . Larry Bird  
Chief Operating Officer, PS&E . . . . Rick Fuson  
GM/Basketball Operations. . . . . David Morway  
COO & GM, Fever Basketball . . . . Kelly Krauskopf  
Head Coach. . . . . Lin Dunn  
Assistant Coaches. . . Gary Kloppenburg, Jim Lewis  
Athletic Trainer. . . . . Craig Stull  
Strength Coach. . . . . Brandon Johnson  
Dir. of Game Ops./Fan Dev. . . . . Dean Heaviland  
Dir. of Inside Sales/Fever Tix. Sales. . Kris Kovatovic  
Director of Media Relations . . . . Kevin Messenger



# LOS ANGELES SPARKS

## LOS ANGELES SPARKS

Address: 888 S. Figueroa St. Suite 2010  
 Los Angeles, CA 90017  
 Telephone: 213.929.1300  
 Fax: 213.929.1325  
 Website: [www.lasparks.com](http://www.lasparks.com)  
 Arena: Staples Center

Owner . . . . . Carla Christofferson  
 Owner . . . . . Katherine Goodman  
 President . . . . . Kristin Bernert  
 Vice President/GM . . . . . Penny Toler  
 Head Coach . . . . . Michael Cooper  
 Assistant Coach . . . . . Marianne Stanley  
 Athletic Trainer . . . . . TBD  
 Equipment Manager . . . . . Thomas Archie  
 Asst. Equipment Manager . . . . . Specelle Williams  
 Strength & Conditioning Coach . . . . . TBD  
 Director of Public Relations . . . . . Alayne Ingram



# MINNESOTA LYNX

## MINNESOTA LYNX

Target Center  
 600 First Avenue North  
 Minneapolis, MN 55403  
 Telephone: 612.673.1600  
 Fax: 612.673.8407  
 Website: [www.LynxBasketball.com](http://www.LynxBasketball.com)  
 Arena: Target Center

Chief Executive Officer . . . . . Rob Moor  
 President . . . . . Chris Wright  
 Executive Vice President . . . . . Roger Griffith  
 Chief Operating Officer . . . . . Conrad Smith  
 Head Coach . . . . . Don Zierden  
 Asst. Coaches . . . . . Jennifer Gillom, Jim Petersen,  
 . . . . . Ed Prohofsky  
 VP Team Medical Services . . . . . Dr. Sheldon Burns  
 Head Athletic Trainer . . . . . Chuck Barta  
 Assistant Athletic Trainer . . . . . Keith Uzpen  
 Strength and Conditioning Coach . . . . . Tom Conroy  
 Public Relations Coordinator . . . . . Aaron Seehusen

Owner . . . . . Glen Taylor





# NEW YORK LIBERTY

## NEW YORK LIBERTY

Madison Square Garden  
 Two Pennsylvania Plaza 711 Old Saw Mill River Rd.  
 New York, NY 10121  
 P - (212) 564-WNBA  
 F - (212) 465-6250  
 Website: [www.nyliberty.com](http://www.nyliberty.com)  
 Arena: Madison Square Garden

Pres. & CEO Cablevision Systems Co.; Chair., MSG  
 . . . . . James L. Dolan  
 President, MSG Sports . . . . . Scott O'Neil  
 Pres., Business Ops., MSG Sports Teams Steve Mills  
 President & GM, Liberty . . . . . Carol Blazejowski  
 Head Coach. . . . . Pat Coyle  
 Assistant Coach . . . . . Nicholas DiPillo  
 Hd. Athletic Trainer/Mgr, B.ball Ops. . . . . Lisa White  
 Equipment Manager. . . . . Rob Mangan  
 Coordinator, Communications. . . . . Casey Sherman



# PHOENIX MERCURY

## PHOENIX MERCURY

201 E. Jefferson Street  
 Phoenix, AZ 85004  
 Telephone: (602) 514-8333  
 Fax: (602) 379-7540  
 Official Web Site: [www.PhoenixMercury.com](http://www.PhoenixMercury.com)  
 Arena: US Airways Center

Managing Partner . . . . . Robert Sarver  
 President and COO, Suns . . . . . Rick Welts  
 President and COO, Mercury . . . . . Jay Parry  
 General Manager . . . . . Ann Meyers Drysdale  
 Head Coach. . . . . Corey Gaines  
 Assistant Coaches. . . . . Julie Hairgrove, Bridget Pettis  
 Head Athletic Trainer . . . . . Tamara Poole  
 Equipment Manager. . . . . Denise Romero  
 Basketball Comm. Manager . . . . . Eric Barkyoumb  
 Public/CR Manager . . . . . Lesley Factor



# SACRAMENTO MONARCHS

## SACRAMENTO MONARCHS

ARCO Arena  
 One Sports Parkway  
 Sacramento, CA 95834  
 Tel: (916) 928-0000  
 Fax: (916) 928-1220  
 Website: [www.SacramentoMonarchs.com](http://www.SacramentoMonarchs.com)  
 Arena: ARCO Arena

Ownership . . . . . Maloof Family

President . . . . . John Thomas  
 General Manager . . . . . John Whisenant  
 Head Coach . . . . . Jenny Boucek  
 Asst. Coaches . Tom Abatemarco, Monique Ambers  
 Asst. Coach/Video Coordinator. . . . . TBD  
 Manager, Basketball Operations. . . . . Jill Culbertson  
 Head Athletic Trainer . . . . . Jill Jackson  
 Strength and Conditioning Coach. . . . . James Duba  
 Player Development . . . . . Lady Grooms  
 Adm. Asst., Monarchs B.ball Ops.. Melanie Stocking  
 Dir., Mkt./Monarchs Business Ops. Kimberly Knight  
 Manager, Media Relations . . . . . Rebecca Brutlag



# SAN ANTONIO SILVER STARS

## SAN ANTONIO SILVER STARS

AT&T Center  
 One AT&T Center  
 San Antonio, TX 78219  
 Tel: 210.444.5000  
 Fax: 210.444.5003  
 Website: [www.SASilverStars.com](http://www.SASilverStars.com)  
 Arena: AT&T Center

Ownership . . . . . Spurs Sports & Entertainment  
 Chairman & CEO. . . . . Peter Holt  
 President Business Operations . . . . . Rick Pych  
 President Sports Franchises/Spurs GM . R.C. Buford  
 General Manager/Head Coach . . . . . Dan Hughes  
 Assistant Coach . . . . . Sandy Brondello  
 Assistant Coach . . . . . Olaf Lange  
 Head Athletic Trainer . . . . . LaTonya Holley  
 Strength and Conditioning Coach. . . . . Mike Ekanem  
 Media Services Manager . . . . . Leigh Anne Gullett  
 Media Services Intern. . . . . Greg Ruder



## SEATTLE STORM

### SEATTLE STORM

3421 Thorndyke Ave. W.  
Seattle, WA 98119  
Tel: (206) 217-WNBA (9622)  
Fax: (206) 281-5817  
Web Site: [www.storm.wnba.com](http://www.storm.wnba.com)  
Arena: KeyArena at Seattle Center

Ownership . . . . . Force 10 Hoops L.L.C.  
Chairperson. . . . . Dawn Trudeau  
President & CEO, Storm. . . . . Karen Bryant  
Head Coach/Dir. of Player Personnel. . . Brian Agler  
Asst. Coaches . . . Shelley Patterson, Nancy Darsch  
Director of Basketball Operations. . . Missy Bequette  
Head Athletic Trainer . . . . . Tom Spencer  
Strength & Conditioning Coach . . . . . TBD  
Equipment Mgr./Video Coord.. . . . Danielle Yellam  
Public Relations Manager. . . . . Jennifer Carroll



## WASHINGTON MYSTICS

### WASHINGTON MYSTICS

601 F Street NW  
3rd Floor  
Washington D.C., 20004  
P- 202-527-7540  
F - 202-527-7539  
Website: [www.WashingtonMystics.com](http://www.WashingtonMystics.com)  
Arena: Verizon Center

Ownership . . . . . (Lincoln Holdings, LLC)  
Chairman and Majority Owner . . . . . Ted Leonsis  
President, Partner, Owner . . . . . Sheila C. Johnson  
Chief Operating Officer . . . . . Greg Bibb  
Vice President & General Manager . . . Angela Taylor  
Head Coach. . . . . Julie Plank  
Assistant Coaches. . . . . Lubomyr "Luby" Lichonczak,  
. . . . . Trudi Lacey, Vicky Bullett  
Head Athletic Trainer . . . . . Navin Hettiarachchi  
Strength & Conditioning Coach . . . . . Lisa Ciaravella  
VP, Communications . . . . . Ketsia Colimori



**COMMUN**



Erika

ATLANTA

TYRENS

GENERAL INFO

MEDIA INFO

FRONT OFFICE

PLAYERS

HISTORY

WNBA

OPPONENTS

COMMUNITY

ENTERTAINMENT

PHILIPS ARENA

# COMMUNITY



## WNBA CARES

Through WNBA Cares, the WNBA is deeply committed to creating programs that improve the quality of life for all people, with a special emphasis on programs which promote a healthy lifestyle and positive body image, increase breast and women's health awareness, support youth and family development, and focus on education.

## WNBA FIT

WNBA Fit encourages girls and women of all ages to learn more about their bodies and the importance of physical fitness through programs related to health, fitness, nutrition and self-esteem. Programming inspires girls and women to get started on "being fit" through small changes in their daily routine. The content of the program is communicated and delivered through a 'Team' of Spokespeople and National and Local Events.

## GO RED FOR WOMEN

The WNBA and the American Heart Association have formed an alliance to promote the Go Red for Women campaign. GRFW encourages women to learn more about heart health, and raises awareness of the risks of heart disease in women.

## BREAST HEALTH AWARENESS

For twelve years, the WNBA Breast Health Awareness program has focused on generating awareness and educating women about breast cancer in addition to raising funds for the initiative. The WNBA and its teams have raised over \$2 million to aid in the fight against breast cancer.



## WNBA GREEN

The WNBA is committed to a long-term environmental plan through the implementation of sustainable business practices and procedures that decrease the league's carbon footprint and contribute to a clean, healthy environment. The WNBA Greening Initiative is an innovative program designed to reduce the environmental impact of the league's operations and events.

## READ TO ACHIEVE

Read to Achieve is a year-round, league-wide initiative supported by NBA, WNBA and NBA D-League teams that promotes the values of reading and on-line literacy and encourages families and adults to read regularly with young children. The program includes special reading time-outs, the donation of books and literacy materials to schools and community based organizations, and the creation of Reading and Learning Centers and Reading Corners throughout the world.

## JR. WNBA

By stressing fundamental skill development, teamwork, sportsmanship and positive adult participation, the Jr. WNBA aims to develop a life-long passion for the game of basketball by providing a support structure that not only encourages participation, but also makes the game fun and rewarding for players, coaches, officials and parents. The Jr. WNBA believes that lessons learned on- and off-the-court as a member of a team are lessons that are useful in building relationships at school, home and work.

## PARTNERSHIPS

In reaching our community relations goals, the WNBA is proud to partner with the following organizations:

American Cancer Society  
American Red Cross  
Feed the Children  
Girls Inc.  
Habitat for Humanity  
KaBOOM!  
Make-A-Wish Foundation  
National Osteoporosis Foundation  
American Diabetes Association  
American Heart Association  
Boys & Girls Clubs of America  
Centers for Disease Control  
Encyclopedia Britannica  
Girl Scouts of America  
Jack & Jill Foundation  
March of Dimes  
Nothing But Nets  
Prevent Child Abuse America  
Reading Is Fundamental, Inc.  
Susan G. Komen Foundation  
UN Foundation  
UNICEF  
YMCA



## DREAM IN THE COMMUNITY

[www.wnba.com/dream/community](http://www.wnba.com/dream/community)

**THE DREAM FOUNDATION:** The Dream Foundation, a nonprofit charity, supports community programs and non-profit organizations in the Atlanta area focusing on girls, women and children. The operations of the Dream Foundation are guided by the expertise of the Board (Stacey Abrams, Bill Bolen, Bob Hope, A.J. Robinson and Beth Schapiro) and Atlanta Dream front office employees.

**BE FIT CLINICS:** As an advocate for healthy living, the Atlanta Dream is dedicated to providing support to non-profit organizations committed to health and wellness. To encourage youth to incorporate physical fitness into their daily lives, the Dream conducts "Be Fit" clinics at elementary schools, afterschool programs and recreation centers in the metro Atlanta area.

**"DREAM BIG, PLAY BIG" CAMPS AND CLINICS:** Throughout the year, the Atlanta Dream conducts a variety of basketball clinics. During the offseason, the Dream host satellite clinics for boys and girls ages 10-18 emphasizing basketball fundamentals. The clinics are conducted at sites across the state of Georgia.

**"DREAM PINK" BREAST CANCER AWARENESS:** Dream Pink is an initiative focusing on generating awareness and educating women about breast cancer. Each season, the Dream hosts a "Dream Pink" game during which all game and entertainment elements are built around the theme of breast cancer awareness. This year's game is scheduled for August 15 against Seattle. \*\*

**HIGH SCHOOL HALFTIME MANIA:** During high school basketball season, the Atlanta Dream brings the half-time excitement of a professional game to local girls basketball games. Eight high schools are selected to have the "Dream" halftime experience brought alive at their own high school gym.

**MARCH OF DIMES:** Atlanta Dream players, coaches and staff will participate in the March for Babies at Centennial Olympic Park in support of the March of Dimes' mission to ensure a healthy future for all babies. The Dream designates a game annually as the March of Dimes celebration game. This year's game is scheduled for June 19, 2009 vs. Washington. \*\*

**NOTHING BUT NETS:** Nothing But Nets is a global grassroots campaign to save lives by preventing malaria, a leading killer of children in Africa. Every 30 seconds, a child in Africa dies from malaria. You can







save a life. The Dream encourages individuals to donate \$10 to “send a net, save a life.” The Dream will host its annual “Nothing But Nets” game on July 3, 2009 vs. Washington. \*\*  
[www.nothingbutnets.net](http://www.nothingbutnets.net)

**POWER OF GIRLS MENTORING PROGRAM:** The first program of its kind in the WNBA, the Power of Girls mentoring program is designed to introduce adolescent girls to positive female role models. Each spring, 13 girls are selected for the program and receive one-on-one interaction with Dream players, Shooting Stars, and Dream staff. The girls participate in workshops and social outings that improve their awareness of both themselves and the society in which they live.

**PLAYER APPEARANCES:** Atlanta Dream players make over 200 appearances in the community each year. Dream players can be found all across the metro Atlanta area, whether it’s building a house with Habi-

tat for Humanity, reading to elementary school students, visiting local hospitals or encouraging youth to get fit. Appearance requests must be approved by the Dream Community Relations Department.

**TICKET DONATIONS:** The Atlanta Dream supports other non-profit organizations in our community by contributing tickets to be used for non-profit organizations that support underserved children. To request a ticket donation from the Atlanta Dream for your non-profit organization, please send us a letter on your organization’s letterhead and a copy of your 501c3 form.

\*\* Dates of themed games are subject to change. \*\*



**ENTERTAIN**



INMENT

GENERAL INFO

# SHOOTING STARS

MEDIA INFO

FRONT OFFICE

PLAYERS

HISTORY

WNBA

OPPONENTS

COMMUNITY

ENTERTAINMENT

PHILIPS ARENA



## SHOOTING STARS CHEER TEAM

The Shooting Stars cheer team is a diverse group of dancers, ages 18 and over, who perform at all Atlanta Dream home games throughout the season. Selected by a panel of judges each spring, the Shooting Stars are composed of 12 females and 5 males, combining years of professional cheer and dance experience with an eclectic mix of styles. In addition to providing the on-court entertainment, the Shooting Stars also make an impact off the court, serving as community ambassadors in the Atlanta area.

The Shooting Stars are led by coordinator Brandi Nunnally, who enters her second season with the Dream. Brandi brings nine years of dance and cheer experience to the program and has cheered professionally with the Atlanta Falcons of the NFL and the Georgia Force of the Arena Football League. In

college, she served as the captain of the nationally ranked Division II Carson-Newman College squad and was awarded the team's 100% Award. Brandi also brings eight years of coaching experience to the Shooting Stars, having coached all-star cheerleading gymnastics and competitive cheerleading.

For more information on the Shooting Stars, please visit [www.AtlantaDream.net](http://www.AtlantaDream.net) or e-mail [ShootingStars@atlantadream.net](mailto:ShootingStars@atlantadream.net).



# STAR (MASCOT)



## STAR, THE DREAM MASCOT

Star, Atlanta's newest and hippest mascot, was just a twinkle in its mother's eye when Star's parents fell in love with Atlanta's warm southern hospitality during a stop on their way south for the winter. As huge women's basketball fans, they decided to stay in Atlanta on October 17, 2007 after hearing there would be a WNBA team in the city. They made their home in downtown Atlanta and watched the team prepare for its Inaugural Season. Their family was complete when Star hatched on May 1, 2008 at Zoo Atlanta!

When Star's parents realized that Star had inherited their love of basketball, they encouraged Star to try out to be the mascot for their hometown's new team. Recognizing Star's passion for the sport, the Dream brought Star on to the team just in time for the Inaugural Season Home Opener on May 23, 2008.

You can find Star throughout the community with Dream players at WNBA Cares events and celebrating birthdays with fans. Star's favorite place to be is at Atlanta Dream home games at Philips Arena! Star loves cheering on the team, inspiring future WNBA players, interacting with the crowd, entertaining fans and sharing the Dream with the city!

## STAR'S QUICK FACTS

**Hatch Date:** 4/30/2008

**Hatch Location:** Zoo Atlanta

**Number:** 00

**Height:** A dreamy 5'9"

**Weight:** A Southerner never reveals their weight or biscuit recipe!

**Favorite Color:** Dream Blue

**Favorite Food:** Dreamsicles (ice cream!)

**Favorite Sport:** Women's Basketball

**Nesting Place:** Philips Arena

**Years Pro:** 1

**Favorite Things To Do:** Give kids hugs!

**Favorite Team:** Who else? The Dream!

# THEME NIGHTS



## REGULAR SEASON-THEMES NIGHTS

### JUNE

- Sat. June 6 Indiana 7pm - Opening Night
- Fri. June 19 Washington 7:30pm - T.G.I.F./March of Dimes
- Sun. June 21 New York 3pm - Dads & Daughters Day
- Tue. June 23 Chicago 12pm - \$10 Tuesdays/Kids Day
- Fri. June 26 Detroit 7:30pm - Be Fit Friday
- Tue. June 30 Minnesota 7pm\* - \$10 Tuesdays/Go Red

### JULY

- Fri. July 3 Washington 7:30pm - Faith and Family Night/Nothing But Nets
- Tue. July 7 Connecticut 7:30pm - \$10 Tuesdays
- Thu. July 30 Phoenix 7:30pm - Go Green

### AUGUST

- Sat. Aug. 1 New York 7pm - Back to School Bash
- Sat. Aug. 8 Chicago 7pm - Family Fun Night
- Thu. Aug. 13 Detroit 7:30pm - Mascot Mania
- Sat. Aug. 15 Seattle 7pm - Dream Pink
- Thu. Aug. 20 San Antonio 7:30pm - College Night
- Sun. Aug. 23 Los Angeles 3pm - Beat LA
- Tue. Aug. 25 Sacramento 7:30pm - \$10 Tuesdays/Dog Days of Summer

### SEPTEMBER

- Fri. Sept. 11 Connecticut 7:30pm - Military & Fan Appreciation



adidas

DREAM

8

ATLANTA DREAM

**PHILIPS A**





**ARENA**

# PHILIPS ARENA

GENERAL INFO

MEDIA INFO

FRONT OFFICE

PLAYERS

HISTORY

WNBA

OPPONENTS

COMMUNITY

ENTERTAINMENT

PHILIPS ARENA



## PHILIPS ARENA

1 Philips Dr.  
Atlanta, GA 30303

Widely considered one of the top venues in the world, Philips Arena serves as the home to more than 200 sports and entertainment events annually. The Atlanta Hawks of the NBA and the Atlanta Thrashers of the NHL play their home games at Philips Arena. The arena is owned and operated by Atlanta Spirit, LLC. and is sponsored by Philips Electronics, for which it was named.

Located in the heart of downtown Atlanta, Philips Arena adjoins the CNN Center and is easily accessible via MARTA public transportation. On the exterior, angled steel columns in the grand entrance spell out "ATLANTA" in 65-foot high illuminated letters.

Since its completion in 1999, Philips Arena has earned numerous accolades in the entertainment industry. The venue was named the No. 3 concert and events venue in the United States and No. 8 worldwide by Pollstar magazine, based on attendance figures.

Recent sporting events held at Philips Arena include the 2008 NHL All-Star Game, the 2004 U.S. Figure Skating Championships and the 2003 NBA All-Star Game.

## DIRECTIONS

### FROM NORTH OF ATLANTA:

Take I-75/I-85 South. Exit at Williams Street - Exit 249C. Turn right on Baker Street. Turn left onto Centennial Olympic Park Drive.

### FROM SOUTH OF ATLANTA:

Take I-75/I-85 North. Exit at Andrew Young International Blvd. - Exit 248C (one way street). Turn left onto Centennial Olympic Park Drive.

### FROM EAST OF ATLANTA:

Take I-20 West. Exit at Windsor/Spring St - Exit 56B. Turn right onto Spring Street. Turn left onto Marietta Street. Turn left onto Centennial Olympic Park Drive.

### FROM WEST OF ATLANTA:

Take I-20 East. Exit at Windsor/Spring St - Exit 56B. Turn left onto Spring St. Turn left onto Marietta Street. Turn left onto Centennial Olympic Park Drive.

**VIA MARTA:** Philips Arena / CNN Center is located on the East / West line just one stop west of the Five Points Station.

**PARKING:** There are many parking options in downtown Atlanta; however, the following parking lots provide the closest access to Philips Arena: Centennial Deck (corner of Marietta and Centennial Olympic Park Drive), CNN Deck (south of the Centennial Deck on Centennial Olympic Park Drive) and the Georgia Dome Decks (accessible from Mangum, via Northside Drive).

**DISABLED SEATING:** Philips Arena has numerous seating options for disabled and accessible seating needs guests. Contact the Philips Arena Box Office for more information concerning accessible seating availability and pricing.



**ATM MACHINES:** First Horizon ATM's are available for guest use at the following locations: near the First Horizon Club entrance, near the secondary entrance to the Guest Sales and Service Center and near the First Aid on the upper concourse.

**FOOD AND BEVERAGE:** Outside food/drink are not allowed in Philips Arena. A variety of concessions are available inside the arena.







**SMOKING POLICY:** Philips Arena is a smoke-free facility. There are designated outdoor smoking locations, with one exclusively for club and suite guests.

**FAN CONDUCT:** A copy of the Guest Code of Conduct may be obtained from the Guest Service Center. Guests not abiding by the Guest Code of Conduct are subject to ejection from Philips Arena and, in some cases, subject to criminal prosecution.

**PROHIBITED ITEMS:** The following items are prohibited entry into the arena: Guns, knives, pepper spray, mace, chains, spiked bracelets, brass knuckles, martial arts weapons, laser pointers, any other type of offensive or defensive weapons, backpacks, large bags, outside food or beverages, air horns, electric noise makers, professional cameras, and audio and video recording devices.

## 2009 SEATING CHART AND PRICING



		SEASON PRICE	PER GAME	BOX OFFICE
<b>COURTSIDE SEATS</b>		\$3,600	\$212	\$350
		\$1,800	\$106	\$150
		\$1,350	\$80	\$110
		\$1,000	\$59	\$75
		\$900	\$53	\$75

	SEASON PRICE	PER GAME	BOX OFFICE
	\$749	\$45	\$60
	\$699	\$42	\$55
	\$399	\$24	\$25
	\$299	\$18	\$19
	\$149*	\$9	\$10

\* The last four rows in the 100 sections are \$149.