

2018 MEDIA GUIDE

Royce Lewis
2017 Draft
#1 Overall Pick



www.kernels.com

Cedar Rapids Kernels



Reproduce in navy blue, red, green or black only

PRIMARY CLUB LOGO – ONE COLOR

PRIMARY CLUB LOGO



Reproduce in navy blue, red, green or black only

OFFICIAL HOME JERSEY LETTERING – ONE COLOR

OFFICIAL HOME JERSEY LETTERING



LOGO: 2-13/16" high




LOGO: 3" high



LOGO: 2-3/8" high



HOME CAP



ALTERNATE CAP 1



ALTERNATE CAP 2



LOGO: 2-3/4" high



BATTING PRACTICE CAP



Colors Home Cap, Alternate Cap 1 and Batting Practice Cap



Colors Alternate Cap 2 only

AUTHENTIC HEADWEAR MARK



Midwest League Class Single-A

CLUB COLORS

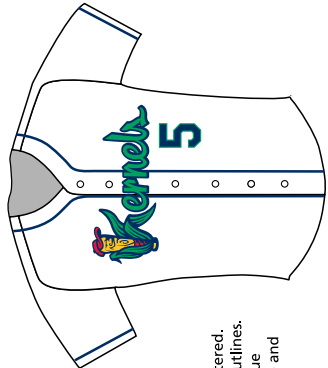
Yellow	Cedar Rapids Kernels Yellow
Red	Cedar Rapids Kernels Red
Blue	Cedar Rapids Kernels Navy Blue
Green	Cedar Rapids Kernels Green
Light Tan	Cedar Rapids Kernels Light Tan
Dark Tan	Cedar Rapids Kernels Dark Tan

Or Use Solid Color

PANTONE® 123	Process Simulation	Thread Color*
PANTONE 186	c 00 m 24 y 94 k 00	RA-2626
PANTONE 282	c 00 m 100 y 81 k 04	RA-2263
PANTONE 347	c 100 m 68 y 00 k 54	RA-2613
PANTONE 7499	c 100 m 00 y 86 k 03	RA-2579
PANTONE 7501	c 00 m 02 y 15 k 00	RA-2335
	c 00 m 04 y 20 k 06	RA-2476

In lieu of the Logo Colors shown, you may use the Club Colors or the PANTONE® Colors listed above. The colors shown on this page have not been evaluated by Pantone, Inc. for accuracy and may not match the PANTONE Color Standards. Consult current PANTONE Color Publications for accurate color. The CMYK values shown may not be equivalent to the ones cited in the current PANTONE Publications. PANTONE® is the property of Pantone, Inc.

*Robison-Anton (RA) thread color information: 800-932-0250



- White body and sleeves.
- Saddle shoulder sleeves.
- Button down front placket with navy blue Soutache trim around neck and down front.
- Navy blue Soutache trim on sleeves.
- Jersey Lettering "Kernels" centered. Green letters with navy blue outlines. Yellow bat figure with navy blue details and outline, red handle and cap.

OFFICIAL HOME JERSEY

Trademarks are proprietary to Minor League Baseball entities. Any use of these marks must be approved by Major League Baseball Properties.



The trademark notices ("TM" or "®") on these pages are for placement purposes only. Licensees will be apprised of the appropriate notice for each product upon submission of product materials to Major League Baseball Properties for Quality Control review.



TABLE OF CONTENTS

Cedar Rapids Kernels Information

- Club Information..... 2
- Staff Directory & Board of Directors 3
- 2017 Kernels Season Review 4-6
- 2018 Midwest League All-Star Game 7

The 2018 Cedar Rapids Kernels

- Manager Toby Gardenhire..... 8
- Field Staff 8-9
- Pitcher Bios..... 10-13
- Position Player Bios 13-16

2017 Midwest League Season Review

- Final Standings..... 17
- Offensive & Fielding Leaders 18
- Pitching Leaders..... 19
- Awards Overview..... 20

2018 Midwest League Information

- Midwest League Information 21
- Midwest League Playoff Procedure 22
- Midwest League Front Office Awards & Mileage 23
- Midwest League Player and Managerial Awards 24

2017 Cedar Rapids Season Review

- Final 2017 Statistics 25
- Final 2017 Home/Road Statistics 26-27
- Final 2017 Left/Right Statistics 28-29
- 2017 First Half Day-by-Day Results 30
- 2017 Second Half Day-by-Day Results 31

2018 Opponent Information

- Beloit Snappers..... 32-33
- Bowling Green Hot Rods..... 34-35
- Burlington Bees 36-37
- Clinton LumberKings..... 38-39
- Dayton Dragons 40-41
- Fort Wayne TinCaps..... 42-43
- Great Lakes Loons..... 44-45
- Kane County Cougars..... 46-47
- Lake County Captains 48-49
- Lansing Lugnuts 50-51
- Peoria Chiefs..... 52-53
- Quad Cities River Bandits 54-55
- South Bend Cubs 56-57
- West Michigan Whitecaps 58-59
- Wisconsin Timber Rattlers..... 60-61

Cedar Rapids Base Ball Club History

- Year-by-Year Record 62-63
- Annual Batting Leaders 64-65
- Annual Pitching Leaders 66-67
- Cedar Rapids MVP / Killebrew Award Winners 68
- All-time Modern Day Leaders 69-72
- No-hitters By and Against Cedar Rapids 72
- All-time Playoff Record 73
- Year-by-Year Midwest League Attendance..... 74
- League Records Held by Cedar Rapids..... 75
- Players that have advanced to the Majors 76-79
- All-time Modern Day (1949-2017) Roster 80-95

Minnesota Twins Information

- Twins Player Development 96
- 2017 First Year Player Draft 97
- Rochester Red Wings Team Info (Triple-A) 98
- Chattanooga Lookouts Team Info (Double-A)..... 98
- Fort Myers Miracle Team Info (A-Adv)..... 99
- Elizabethton Twins Team Info (Rookie APPY)..... 99
- GCL Twins Team Info (Rookie GCL) 100
- DSL Twins Team Info (Rookie DSL) 100

Miscellaneous Information

- 2017 Alumnus of the Year – Mitch Garver 101
- 2017 Twins Organizational Leaders 102
- Minnesota (MLB) 2017 Team Stats..... 103
- Rochester 2017 Team Stats (Triple-A)..... 104
- Chattanooga 2017 Team Stats (Double-A)..... 105
- Fort Myers 2017 Team Stats (A-Adv) 106
- Elizabethton 2017 Team Stats (Rookie) 107
- GCL Twins 2017 Team Stats 108
- DSL Twins 2017 Team Stats..... 109
- Twins 2018 Top 10 Prospects..... 110-111

Media Information

- 2018 Media Policies..... 112
- 2018 Batting Practice Times 112
- Radio Broadcast Information..... 113
- Television & Radio Media Partners..... 113
- Print Media Partners 114
- MWL Visiting Team Hotels..... 115

2018 MEDIA GUIDE



To Order: Media guides are available through the Bimm Ridder Diamond Shop. For more information call (319) 363-3887 or visit the Kernels website: www.kernels.com



CEDAR RAPIDS CLUB INFORMATION



Cedar Rapids Kernels

P.O. Box 2001
 Cedar Rapids, IA 52406
 Phone: (319) 363-3887
 Fax: (319) 363-5631
 Press Box: (319) 896-7579
 Home Clubhouse: (319) 896-7567
 Visitor Clubhouse: (319) 896-7563
 Email: kernels@kernels.com
 Website: www.kernels.com
 Facebook: www.facebook.com/CedarRapidsKernels
 Twitter: twitter.com/crkernels

Midwest League Member Since 1962

Perfect Game Field at Veterans Memorial Stadium:

Stadium Address:	950 Rockford Road SW Cedar Rapids, IA 52404	Year Built:	2002
		Seating Capacity:	5,300
Dimensions:	LF - 315 CF - 400 RF - 325	2017 Attendance:	166,427
		Per Game Average:	2,378

Directions: From I-380 North: Take the Wilson Ave. exit. Turn left on Wilson Ave. After the railroad tracks, turn right on Rockford Road. Proceed 0.8 miles, stadium is on your left. From I-380 South, exit at First Avenue West. Turn right on First Avenue. Proceed to 15th Street and turn left. Proceed to Eighth Avenue (first stop sign) and turn left. Stadium entrance is 0.1 miles on your right (before tennis courts).

Game Day Information:

Standard Game Times

	April	May	June-August	Noon Games	
Monday-Friday	6:35 pm	6:35 pm	6:35 pm	May 16	May 28
Saturday	5:05 pm	6:35 pm	6:35 pm	May 30	June 6
Sunday	2:05 pm	2:05 pm	2:05 pm	June 27	July 16
				August 6	

Ticket Prices:	Advance	Game Day
Premier	\$12.00	\$13.00
Club	\$11.00	\$12.00
Plaza	\$9.00	\$10.00
Lawn	\$8.00	\$9.00

CEDAR RAPIDS KERNELS Ground Rules

Perfect Game Field at Veterans Memorial Stadium - Cedar Rapids, IA

1. Behind home plate: If a ball lodges between bottom of the screen and concrete facing, or in the padding around the entry door, it is dead.
2. Dugouts: A ball bouncing off the metal screens or concrete facings in front of the dugouts and photographer pits is in play. A ball lodging under the fence is dead. Players may stand on the top concrete step of the dugout to catch a ball. A ball thrown into the dugouts or pits is dead. Players may carry the ball into, but cannot throw from, the dugouts or pits.
3. Tarp: If a ball rolls into, under, or behind the tarp it is dead. Balls deflecting off the tarp are in play. Players may lean on the tarp to make a catch. They may not elevate themselves on the tarp to make a catch. The tarp is not considered a part of the bullpen. No players may sit on top of the tarp while the game is in progress.
4. Bullpens: Balls hit into the bullpens are in play. No benches or chairs are allowed in the bullpen areas.
5. Outfield: The ball must carry over the wall to be a home run. Balls hitting on top of the fence and bouncing over are home runs. Balls hitting on top of the fence and deflecting back into the field are in play. Batted balls lodging between or beneath pads are dead and automatic doubles. Thrown balls lodging between or beneath pads are dead.



CEDAR RAPIDS CLUB INFORMATION

6. Left field: In the portion of the 15-foot high wall that angles back toward the 8-foot wall; if a ball deflects off the 15-foot high wall over the 8-foot wall it is a ground rule double. If a ball strikes the wooden deck area ABOVE the yellow line over the 8-foot wall OR to the right of the vertical yellow line along the 15-foot high wall, it is a home run. Balls deflecting off the Tri- Vision advertising signs beyond the 8-foot wall back into the field of play are home runs.
7. Center field: Balls hitting the batter's eye, flagpole or scoreboard that deflect back into the field of play are home runs.
8. Right field: Balls deflecting off the Ribbon Board and Tri-Vision advertising signs beyond the 8-foot wall back into the field of play are home runs.
9. Extended Netting: Any thrown ball that hits the extended netting over the dugouts and lands in a playing area, the ball is live. If a ball hits the netting and drops into the dugout, the ball is dead.



KERNELS FRONT OFFICE STAFF

Title	Name	E-Mail	Phone
Chief Executive Officer	Doug Nelson	doug@kernels.com	896-7614
General Manager	Scott Wilson	scott@kernels.com	896-7612
Director of Corporate Sales & Marketing	Jessica Fergesen	jessica@kernels.com	896-7608
Director of Tickets & Group Sales	Andrea Brommelkamp	andrea@kernels.com	896-7603
Director of Food & Beverage	Brett Heikkila	brett@kernels.com	896-7639
Assistant Food & Beverage Manager	Addysen Wallingford	addysen@kernels.com	896-7611
Director of Community Relations	Ryne George	ryne@kernels.com	896-7617
Mascot Coordinator & Sales	Chris Carrozza	ccarrozza@kernels.com	896-7561
IT & Communications Manager	Andy Pantini	andy@kernels.com	896-7601
Home Radio Broadcaster	Morgan Hawk	morgan@kernels.com	896-7605
Road Radio Broadcaster	Chris Kleinhans-Schulz	chrisk@kernels.com	896-7605
Accounting Manager	Tracy Barr	tracy@kernels.com	896-7604
Office Manager / Donations Coordinator	Sherry Downey	sherry@kernels.com	363-3887
Stadium Operations Manager	Joe Krumm	joe@kernels.com	896-7611
Hall of Fame / History Coordinator	Marcia Moran	marcia@kernels.com	896-7615
Sports Turf Manager	Jesse Roeder	jesse@kernels.com	896-7637



CEDAR RAPIDS GAME DAY PERSONNEL

PA Announcers Lonnie Zingula / Jake Binggeli / Josh Paulson
 Official Scorers Steve Meyer / Shane Severson
 Mascot Mr. Shucks mrshucks@kernels.com



BOARD OF DIRECTORS

President – Greg Seyfer
 Vice President – Greg Churchill
 Secretary – Craig Schulte
 Treasurer – Rob Brooks

Directors
 Gary Keoppel, Executive Committee
 Tom Barbee
 Jim Curran
 Jan Kazimour
 Wally Krouse
 Harold Primrose
 Gary Sharp
 Steve Smith
 Jerry Van Dyke

2017 KERNELS SEASON RECAP

BY: MORGAN HAWK

The Cedar Rapids Kernels had another terrific season in 2017. The Kernels advanced to the Western Division Championship Series for the fourth straight season and reached the postseason for the fifth consecutive time. Cedar Rapids qualified for the playoffs by claiming the First-Half Wild Card with a 39-31 record. Cedar Rapids finished the second half with a 36-34 record. Their overall record of 75-65 was second-best in the Western Division.

The Kernels fell one game shy of reaching the Midwest League Championship Series for the second time in three years as they lost the decisive game of a best of three series to the Quad Cities River Bandits, the eventual league champion.



Playoff action vs. Kane County

In the opening round of the 2017 postseason, Cedar Rapids swept the Kane County Cougars (2-0). In game one in Cedar Rapids, Jimmy Kerrigan's go-ahead RBI single in the eighth inning scored Lewin Diaz, who recorded three doubles and four RBI in the game. The Kernels capped off the sweep of the Cougars the next night at Kane County, winning 7-3. Cedar Rapids scored six of their runs in the fourth inning, aided by a three-run blast by Trey Cabbage. Clark Beeker earned



Playoff action vs. Kane County

the victory on the mound over seven innings of solid work. The sweep was the team's third consecutive first-round playoff sweep after downing Wisconsin (2016) and Quad Cities (2015).

The Western Division Championship Series against Quad Cities began with game one in Davenport. It was the 10th postseason meeting between the two Iowa teams. The River Bandits took the series lead with a 5-4 victory in 10 innings. Cedar Rapids held a 4-0 lead into the seventh inning, but Quad Cities ultimately won



Playoff action vs. Kane County

by scoring a run in the 10th on a walk-off RBI single by Josh Rojas. The Kernels responded the following day in Cedar Rapids with a 7-4 win to even the series. Shane Carrier and Travis Blankenhorn both homered while Caleb Hamilton recorded three doubles to lift the Kernels. Charlie Barnes earned the win over five innings while both Colton Davis and Hector Lujan were terrific in relief. In game three, the Kernels offense was held to just one run on four hits in a 6-1 loss. Tyler Wells took the loss on the hill while Kit Scheetz struck out nine for the River Bandits over 6 2/3 innings for the win.

The Kernels offense showcased exceptional power during the 2017 season. The team hit 112 home runs during the regular season, the most since in a decade as the 2017 club also hit 112. In addition, five individuals hit at least 10 home runs (Travis Blankenhorn, Lewin Diaz, Jaylin Davis, Aaron Whitefield and Jermaine Palacios). Caleb Hamilton added nine home runs.

Starting pitcher Clark Beeker was named to the Midwest League Post-Season All-Star Team. His 2.03 earned run average led the Midwest League, and his 11 wins were fifth-best in the league. The last Cedar Rapids pitcher to lead the league in ERA was Sean O'Sullivan in 2007. He also led the league in WHIP (0.92) and was second in opponent batting average (.217). The right-hander

2017 KERNELS SEASON RECAP

led the Kernels with 20 starts and 128 1/3 innings during the regular season.

Beeker was named Midwest League Pitcher of the Week in consecutive weeks in late July/early August. That outstanding stretch included a nine-inning complete-game shutout v. Clinton on July 29. In his next start on August 4 v. Kane County, Beeker came one out away from a second straight complete



#26 Clark Beeker

game as he went 8 2/3 scoreless innings, with just four hits allowed. Beeker did not allow a run in over 33 straight innings from July 14-September 7 while not allowing a walk in 32 consecutive innings.

Beeker was one of six Kernels named to the Mid-Season All-Star Team. Travis Blankenhorn (3B), Lewis Diaz (1B), Mitchell Kranson (DH) and Jermaine Palacios (SS) all were voted as starters while Beeker joined Sean Poppen as pitchers on the team.



#7 Travis Blankenhorn

Travis Blankenhorn led the team in home runs (13), runs batted in (69) and runs scored (68). He became the first Kernel since Jean Segura in 2010 to reach double digits in home runs, doubles, triples and stolen bases.

Blankenhorn finished tied for the league-lead with 11 triples. The Kernels led the entire league with 57 triples,

the most for a Kernels team since 2010 when the club recorded 64 triples. Blankenhorn was hit by a pitch 17 times on the year, the most for an individual since Clay Fuller was plunked 18 times in 2008.

Lewin Diaz finished with a .292 batting average, the sixth-best in the Midwest League, and led the league with 33 doubles. He recorded 136 hits, which was fourth-best, and went on to play in 122 total games, the most on the team.



#48 Lewin Diaz

Jermaine Palacios played with the Kernels during the



#4 Jermaine Palacios

first half and finished with 11 home runs and a .320 batting average, hitting an impressive .393 in April.

Jaylin Davis also only played in the first half and hit 12 home runs, including eight long balls in May only.



#1 Aaron Whitefield

Aaron Whitefield stole 33 bases on the year, fifth-most in the league. Caleb Hamilton played all around the diamond and led the team with 54 walks. 19-year-old catcher Ben Rortvedt, the second round pick of the Twins in 2016, did a great job of managing the pitching staff behind the plate throughout the season.

The Kernels got a boost down the stretch as the top overall pick in the 2017 MLB draft joined the team. Royce Lewis hit .296 with one home run and 10 RBI in 18 regular season games as an 18-year-old out of California. He became the first #1 overall pick to be promoted to the Cedar Rapids.



#30 Royce Lewis and #25 Trey Cabbage

2017 KERNELS SEASON RECAP

In addition to Beeker, the Kernels starting pitching staff had numerous strong arms throughout the year. Sean Poppen made 14 starts during the early part of the season and went 6-2 with a 2.90 earned run average. Tyler Wells battled injuries throughout the year but finished with 92 strikeouts in just 75 1/3 innings. He struck out at least 10 batters in three of his 14 starts. Anthony Marzi was excellent over just nine starts for the team, earning five wins and posting a 1.98 earned run average. Eduardo Del Rosario was strong for the team, earning seven wins in 23 appearances.



#16 Sean Poppen



#35 Hector Lujan

The bullpen was a definite strong for the team during the 2017 season. Closer Hector Lujan led the league with 17 saves, becoming the team's 1st Midwest League saves leader since Mike Freehill saved a team-record 28 games in 1995. Lujan took over as the closer when Tom Hackimer was promoted after collecting a 1.50 earned run average in 16 outings. Ryan

Mason finished with eight holds in relief, second-most in the league. Hard-throwing lefty Alex Robinson was impressive in his 28 relief appearances, striking out 51 batters with a 2.84 earned run average. Colton Davis didn't allow an earned run as a reliever from May 13-August 1, totaling 23 straight relief outings. He appeared in a game 44 times, tied for third-most in the league. Patrick McGuff also had a strong year in relief, earning a 2.49 earned run average over 27 games.



#15 Colton Davis



#9 Ben Rortved

The coaching staff was led by first-year manager Tommy Watkins. Watkins was previously the team's hitting coach from 2013-2015, serving under Jake Mauer. Pitching coach J.P. Martinez and Hitting coach Brian Dinkelman were both in their second season with the Kernels.



MIDWEST LEAGUE
ALL STAR
20 **GAME** 18
LANSING • MICHIGAN
PRESENTED BY
LAFCU
YOUR CREDIT UNION FOR LIFE

TUESDAY, JUNE 19

COOLEY LAW SCHOOL STADIUM



TICKETS AT lansinglugnuts.com




2018 KERNELS FIELD STAFF




KERNELS MANAGER TOBY GARDENHIRE

Toby Gardenhire takes over as the Kernels manager for 2018 after being the hitting coach for the GCL Twins in 2017. This is his second season in the Twins organization after joining the Twins from the University of Wisconsin – Stout where he was the head baseball coach from 2012 until 2016. He played seven seasons in the Twins minor league system after being drafted in the 41st round of the 2005 First Year Player Draft out of the University of Illinois. In seven seasons, he posted a career .232 batting average with six home runs and 134 RBI. He is the son of former Twins manager and current Tigers' manager, Ron Gardenhire.



PITCHING COACH CIBNEY BELLO

Cibney Bello will be one of two pitching coaches for the Kernels in 2018. He is in his third season as a coach in the Twins organization and was the pitching coach for the GCL Twins in 2017. Prior to joining the Twins, he spent two seasons as the pitching coach for Clinton. He is a native of La Guaira, Venezuela and was signed as a non-drafted free agent by Seattle in 2000. He spent five seasons in the Mariners system, posting a career 21-26 record and 5.18 ERA in 121 games (61 starts) with two saves.



PITCHING COACH JUSTIN WILLARD

Justin Willard is the other Kernels pitching coach for 2018. This is his first season in the Twins organization as a coach. Prior to joining the Twins, he was an assistant coach and recruiting coordinator at Radford University in Virginia. He played his college baseball at Concord University in Athens, West Virginia where he also served as a graduate assistant coach and recruiting coordinator.



HITTING COACH BRIAN DINKELMAN

Brian Dinkelman begins his third season as the Kernels hitting coach. He previously served as the hitting coach for the GCL Twins in 2015. Dinkelman was selected by the Twins in the eighth round of the 2006 First Year Player Draft out of McKendree University in Lebanon, IL. He played eight seasons in the Twins organization from 2006-2013, including 23 Major League games in 2011, where he hit .301 (22-73) with a double and four RBI. Dinkelman played in the Midwest League for Beloit in 2007, batting .283 with seven HR and 21 RBI in 67 games. He currently resides in Cedar Rapids, IA.




2018 KERNELS FIELD STAFF



ATHLETIC TRAINER BEN MYERS

Ben Myers is in his first season with the Twins organization and is originally from Louisville, Kentucky. He attained his B.S. degree in Athletic Training from Eastern Kentucky University and went on to complete his Master's degree in Athletic Training at the University of South Carolina. During his tenure at USC, he worked with the South Carolina Softball team as well as with a local high school covering their various sports programs. Prior to joining the Twins, he worked in the Houston Astros organization first as an intern and then for 3 seasons in their minor league system. His last stint being with the Greeneville Astros in the Appalachian League.



STRENGTH COACH TRAVIS KOON

Travis Koon is the Kernels Strength Coach and this is his first season in professional baseball. A native of Salem, OR he played one year of collegiate baseball at Pacific University. He earned my Bachelor's Degree in Exercise and Sport Science with a focus in Fitness and Nutrition from Oregon State University. While at OSU, he spent two years working with the baseball team, winning the PAC-12 Championship in 2017 and also worked with the football team from Spring 2016 – Spring 2017. In August 2017, he interned at Cressey Sports Performance in Jupiter, FL. He also ran a strength camp at the Twins Academy in the Dominican Republic. In his free time, he likes playing any and all sports: baseball, basketball, football, tennis, golf, volleyball.



VIDEO COORDINATOR BYRON OLIVER

No bio available at press time.



CLUBHOUSE MANAGER ZACK SHICKEL

Zack Shickel takes over as the Kernels Clubhouse Manager. A native of Louisiana, he was a bat boy for the New Orleans Zephyrs, eventually becoming the Assistant Clubhouse Manager. He graduated from Southeastern Louisiana with a degree in Sports Management. Before joining the Kernels, he served as the Clubhouse Manager for the St. Cloud Rox of the Northwoods League and as Clubhouse Manager for the Burlington Bees.



2018 KERNELS PITCHERS



NICK BROWN – RHP

Born: November 20, 1994 in Gainesville, VA
Ht: 6-1 **Wt:** 190 **Bats/Throws:** R/R

Resides: Gailsville, VA
Selected by the Twins in the 32nd round of the 2017 First Year Player Draft.

Year	Club	W-L	ERA	G	GS	CG	SHO	GF	SV	IP	H	R	ER	HR	HB	BB	SO	WP	AVG.
2017	Elizabethton	3-1	3.93	11	7	0	0	1	1	50.1	49	25	22	8	1	15	54	2	.259



EDWAR COLINA – RHP

Born: May 3, 1997 in Caracas, VZ
Ht: 5-11 **Wt:** 182 **Bats/Throws:** R/R

Resides: Guarenas, VZ
Signed by the Twins as a non-drafted free agent, September 29, 2015.

Year	Club	W-L	ERA	G	GS	CG	SHO	GF	SV	IP	H	R	ER	HR	HB	BB	SO	WP	AVG.
2016	DSL Twins	1-3	2.30	14	13	0	0	0	0	58.2	43	21	15	1	3	26	52	8	.200
2017	Elizabethton	3-5	3.34	12	11	0	0	0	0	59.1	48	26	22	6	5	29	56	6	.219



ANDRO CUTURA – RHP

Born: August 22, 1993 in Slidell, LA
Ht: 6-0 **Wt:** 192 **Bats/Throws:** R/R

Resides: Pearl River, LA
Selected by the Twins in the 6th round of the 2014 First Year Player Draft

Year	Club	W-L	ERA	G	GS	CG	SHO	GF	SV	IP	H	R	ER	HR	HB	BB	SO	WP	AVG.
2014	INJURED - DID NOT PITCH																		
2015	Elizabethton	3-2	1.34	11	11	0	0	0	0	60.2	46	19	9	2	4	15	49	2	.209
2016	KERNELS	3-1	5.14	6	6	0	0	0	0	28.0	25	17	16	0	3	15	28	6	.231
2017	INJURED - DID NOT PITCH																		



RANDY DOBNAK – RHP

Born: January 17, 1995 in South Park, PA
Ht: 6-1 **Wt:** 210 **Bats/Throws:** R/R

Resides: Pittsburgh, PA
Signed by the Twins as a non-drafted free agent, July 28, 2017.

Year	Club	W-L	ERA	G	GS	CG	SHO	GF	SV	IP	H	R	ER	HR	HB	BB	SO	WP	AVG.
2017	Elizabethton	2-0	2.39	5	3	0	0	1	1	26.1	19	7	7	3	1	6	22	0	.198
	KERNELS	0-0	2.57	1	1	0	0	0	0	7.0	6	2	2	0	0	1	1	0	.240



BLAYNE ENLOW – RHP

Born: March 21, 1999 in St. Amant, LA
Ht: 6-3 **Wt:** 170 **Bats/Throws:** R/R

Resides: St. Amant, LA
Selected by the Twins in the 3rd round of the 2017 First Year Player Draft.

NOTES: Tabbed as the Twins #9 top prospect by Baseball America prior to the 2018 season.

Year	Club	W-L	ERA	G	GS	CG	SHO	GF	SV	IP	H	R	ER	HR	HB	BB	SO	WP	AVG.
2017	GCL Twins	3-0	1.33	6	1	0	0	0	0	20.1	10	4	3	1	2	4	19	0	.141



2018 KERNELS PITCHERS



CALVIN FAUCHER – RHP

Born: September 22, 1995 in Chula Vista, CA
Ht: 6-0 **Wt:** 170 **Bats/Throws:** R/R

Resides: Chula Vista, CA
Selected by the Twins in the 10th round of the 2017 First Year Player Draft.

Year	Club	W-L	ERA	G	GS	CG	SHO	GF	SV	IP	H	R	ER	HR	HB	BB	SO	WP	AVG.
2017	Elizabethton	3-0	1.23	5	0	0	0	1	1	7.1	4	1	1	1	0	3	13	1	.148



JARED FINKEL – RHP

Born: April 27, 1996 in Oradell, NJ
Ht: 6-3 **Wt:** 205 **Bats/Throws:** R/R

Resides: Oradell, NJ
Selected by the Twins in the 23rd round of the 2017 First Year Player Draft.

Year	Club	W-L	ERA	G	GS	CG	SHO	GF	SV	IP	H	R	ER	HR	HB	BB	SO	WP	AVG.
2017	Elizabethton	2-1	2.18	17	0	0	0	3	3	33.0	33	13	8	0	1	7	29	1	.256



GRIFFIN JAX – RHP

Born: November 22, 1994 in Phoenix, AZ
Ht: 6-2 **Wt:** 195 **Bats/Throws:** R/R

Resides: Dallas, TX
Selected by the Twins in the 3rd round of the 2016 First Year Player Draft

Year	Club	W-L	ERA	G	GS	CG	SHO	GF	SV	IP	H	R	ER	HR	HB	BB	SO	WP	AVG.
2016	Elizabethton	0-1	4.15	4	0	0	0	0	0	8.2	15	4	4	2	0	1	8	2	.385
2017	Elizabethton	0-1	3.86	1	1	0	0	0	0	4.2	6	5	2	1	0	0	7	0	.300
	KERNELS	2-1	2.39	4	4	0	0	0	0	26.1	19	7	7	1	1	7	13	0	.200



LOGAN LOMBANA – RHP

Born: July 17, 1994 in Daly City, CA
Ht: 6-3 **Wt:** 220 **Bats/Throws:** R/R

Resides: Newark, CA
Selected by the Twins in the 25th round of the 2015 First Year Player Draft

Year	Club	W-L	ERA	G	GS	CG	SHO	GF	SV	IP	H	R	ER	HR	HB	BB	SO	WP	AVG.
2015	Elizabethton	1-2	2.25	15	0	0	0	1	1	32.0	31	8	8	3	4	12	34	3	.261
2016	KERNELS	0-0	5.06	14	0	0	0	0	0	26.2	27	15	15	2	2	11	27	2	.262
	Ft. Myers	0-0	3.38	1	0	0	0	0	0	2.2	5	1	1	0	0	2	1	0	.417
2017	KERNELS	1-2	2.60	36	0	0	0	0	0	65.2	57	21	19	4	5	17	55	9	.238



KEVIN MARNON – LHP

Born: March 16, 1994 in Shelby Township, MI
Ht: 6-7 **Wt:** 245 **Bats/Throws:** R/L

Resides: Shelby Township, MI
Signed by the Twins as a non-drafted free agent, August 1, 2017.

Year	Club	W-L	ERA	G	GS	CG	SHO	GF	SV	IP	H	R	ER	HR	HB	BB	SO	WP	AVG.
2017	GCL Twins	1-0	0.54	7	0	0	0	1	1	16.2	14	7	1	0	0	4	17	1	.219



2018 KERNELS PITCHERS



JOSE MARTINEZ – RHP

Born: October 29, 1996 in San Felipe, Yaracuy, VZ
Ht: 6-2 **Wt:** 192 **Bats/Throws:** R/R

Resides: Palmarejo, Yaracuy, VZ
Signed by the Twins as a non-drafted free agent, August 3, 2013.

Year	Club	W-L	ERA	G	GS	CG	SHO	GF	SV	IP	H	R	ER	HR	HB	BB	SO	WP	AVG.
2014	DSL Twins	2-2	1.91	16	7	0	0	0	0	56.2	46	22	12	1	5	11	33	3	.221
2015	GCL Twins	1-5	4.31	11	11	0	0	0	0	48.0	50	26	23	1	5	16	32	2	.267
2016	Elizabethton	1-5	7.88	11	11	0	0	0	0	48.0	76	49	42	8	2	18	26	6	.365
2017	Elizabethton	5-1	3.34	17	0	0	0	0	0	32.1	32	13	12	2	0	7	27	1	.252



RYAN MASON – RHP

Born: October 4, 1994 in Auburn, CA
Ht: 6-6 **Wt:** 215 **Bats/Throws:** R/R

Resides: Auburn, CA
Selected by the Twins in the 13th round of the 2016 First Year Player draft

Year	Club	W-L	ERA	G	GS	CG	SHO	GF	SV	IP	H	R	ER	HR	HB	BB	SO	WP	AVG.
2016	Elizabethton	3-2	5.33	11	9	1	0	2	1	49.0	58	31	29	5	3	8	32	5	.297
2017	KERNELS	1-2	2.01	29	0	0	0	0	0	49.1	54	15	11	1	1	11	43	9	.280



JOVANI MORAN – LHP

Born: April 24, 1997 in Mayaguez, PR
Ht: 6-1 **Wt:** 167 **Bats/Throws:** L/L

Resides: Sabana Grande, PR
Selected by the Twins in the 7th round of the 2015 First Year Player Draft.

Year	Club	W-L	ERA	G	GS	CG	SHO	GF	SV	IP	H	R	ER	HR	HB	BB	SO	WP	AVG.
2015	GCL Twins	0-2	4.12	6	6	0	0	0	0	19.2	16	9	9	0	1	9	17	2	.219
2016	INJURED - DID NOT PITCH																		
2017	Elizabethton	3-1	.036	11	0	0	0	0	0	24.2	12	2	1	1	0	6	45	4	.145



BRYAN SAMMONS – LHP

Born: April 27, 1995 in Wilmington, NC
Ht: 6-4 **Wt:** 235 **Bats/Throws:** L/L

Resides: Wilmington, NC
Selected by the Twins in the 8th round of the 2017 First Year Player Draft.

Year	Club	W-L	ERA	G	GS	CG	SHO	GF	SV	IP	H	R	ER	HR	HB	BB	SO	WP	AVG.
2017	Elizabethton	2-0	1.46	7	3	0	0	0	0	24.2	14	6	4	1	0	7	31	4	.161
	KERNELS	3-1	3.51	6	5	0	0	0	0	25.2	22	13	10	2	0	11	35	4	.222



TYLER WATSON – LHP

Born: May 22, 1997 in Gilbert, AZ
Ht: 6-5 **Wt:** 200 **Bats/Throws:** R/L

Resides: Gilbert, AZ
Selected by the Nationals in the 34th round of the 2015 First Year Player Draft.

NOTES: Acquired by the Twins in a trade on July 31, 2017. Tabbed as the Twins #20 Top Prospect by Baseball America prior to the 2018 season.

Year	Club	W-L	ERA	G	GS	CG	SHO	GF	SV	IP	H	R	ER	HR	HB	BB	SO	WP	AVG.
2015	GCL Nationals	1-1	0.00	5	4	0	0	0	0	13.1	7	1	0	0	0	4	16	1	.149
2016	Aubrn	1-2	1.88	9	9	0	0	0	0	43.0	30	10	9	1	1	9	48	0	.189
	Hagerstown	1-1	4.80	3	3	0	0	0	0	15.0	16	8	8	0	2	6	16	2	.296
2017	Hagerstown	6-4	4.35	18	17	0	0	0	0	93.0	92	50	45	7	6	24	98	8	.258
	KERNELS	1-3	4.28	5	5	0	0	0	0	27.1	28	15	13	4	1	8	18	2	.264



2018 KERNELS POSITION PLAYERS



AKIL BADDOO – OUTFIELDER

Born: August 16, 1998 in Silver Springs, MD

Resides: Conyers, GA

Ht: 5-11 **Wt:** 195 **Bats/Throws:** L/L

Selected by the Twins in the Comp round B of the 2016 First Year Player Draft

NOTES: Tabbed as the Twins #11 Top Prospect by Baseball America prior to the 2018 season

Year	Club	AVG.	G	AB	R	H	2B	3B	HR	RBI	SH	SF	HB	BB	SO	SB	CS
2016	GCL Twins	.178	38	107	15	19	0	2	2	15	0	1	1	18	36	8	1
2017	GCL Twins	.267	20	75	18	20	4	3	1	10	0	0	2	9	13	4	0
	Elizabethton	.357	33	126	39	45	15	2	3	19	0	1	3	27	19	5	4



DAVID BANUELOS – CATCHER

Born: October 1, 1996 in Ontario, CA

Resides: Ontario, CA

Ht: 6-0 **Wt:** 205 **Bats/Throws:** R/R

Acquired by the Twins in a trade w/Seattle on December 6, 2017.

NOTES: Originally drafted by Seattle in the 5th Rd - 2017. Tabbed as the Twins #28 Top Prospect by Baseball America prior to 2018.

Year	Club	AVG.	G	AB	R	H	2B	3B	HR	RBI	SH	SF	HB	BB	SO	SB	CS
2017	Everett	.236	36	127	24	30	8	0	4	26	1	0	2	16	40	1	1



ANDREW BECHTOLD – INFIELDER

Born: April 18, 1996 in Chadds Ford, PA

Resides: Chadds Ford, PA

Ht: 6-1 **Wt:** 185 **Bats/Throws:** R/R

Selected by the Twins in the 5th round of the 2017 First Year Player Draft

NOTES: Tabbed as the Twins #25 Top Prospect by Baseball America prior to the 2018 season

Year	Club	AVG.	G	AB	R	H	2B	3B	HR	RBI	SH	SF	HB	BB	SO	SB	CS
2017	Elizabethton	.299	43	144	33	43	10	1	2	19	0	3	1	27	40	0	0



TREY CABBAGE – INFIELDER

Born: May 3, 1997 in Knoxville, TN

Resides: Blaine, TN

Ht: 6-3 **Wt:** 204 **Bats/Throws:** L/R

Selected by the Twins in the 4th round of the 2015 First Year Player Draft.

Year	Club	AVG.	G	AB	R	H	2B	3B	HR	RBI	SH	SF	HB	BB	SO	SB	CS
2015	GCL Twins	.252	33	119	8	30	2	0	0	13	0	1	2	7	37	1	5
2016	GCL Twins	.204	31	98	16	20	5	1	2	8	0	0	2	11	38	2	1
2017	Elizabethton	.240	13	50	10	12	3	1	2	10	0	0	0	11	16	1	0
	KERNELS	.224	47	161	12	36	7	1	2	13	0	2	0	15	57	0	2



SHANE CARRIER – OUTFIELDER

Born: June 3, 1996 in Orange, CA

Resides: Anaheim, CA

Ht: 6-2 **Wt:** 220 **Bats/Throws:** R/R

Selected by the Twins in the 8th round of the 2016 First Year Player Draft.

Year	Club	AVG.	G	AB	R	H	2B	3B	HR	RBI	SH	SF	HB	BB	SO	SB	CS
2016	Elizabethton	.275	55	207	21	57	14	2	6	29	0	3	2	7	42	3	1
2017	Elizabethton	.348	32	138	19	48	10	0	5	32	0	1	2	1	30	3	2
	KERNELS	.239	55	201	16	48	12	0	7	23	0	0	3	7	55	0	1



2018 KERNELS POSITION PLAYERS



CHRISTIAN CAVANESS – OUTFIELDER

Born: March 16, 1994 in Cape Girardeau, MO
Ht: 6-2 **Wt:** 187 **Bats/Throws:** L/L

Resides: Cape Girardeau, MO
Signed as a non-drafted free agent on July 28, 2015

Year	Club	AVG.	G	AB	R	H	2B	3B	HR	RBI	SH	SF	HB	BB	SO	SB	CS
2015	GCL Twins	.333	20	54	11	18	6	3	0	8	0	0	2	7	13	5	2
	Elizabethton	.273	4	11	2	3	0	1	0	2	0	0	0	2	3	1	1
2016	Elizabethton	.235	6	17	4	4	0	0	0	0	0	0	0	3	4	0	0
	KERNELS	.201	68	219	28	44	2	3	0	13	3	0	2	27	84	4	4
2017	KERNELS	.240	89	292	37	70	12	8	6	38	2	2	2	32	106	9	9



MARK CONTRERAS – OUTFIELDER

Born: January 24, 1995 in Moreno Valley, CA
Ht: 6-0 **Wt:** 185 **Bats/Throws:** R/R

Resides: Moreno Valley, CA
Selected by the Twins in the 9th round of the 2017 First Year Player Draft

Year	Club	AVG.	G	AB	R	H	2B	3B	HR	RBI	SH	SF	HB	BB	SO	SB	CS
2017	Elizabethton	.275	43	171	27	47	9	2	4	24	0	2	4	8	52	5	1



JORDAN GORE – INFIELDER

Born: August 3, 1994 in Conway, SC
Ht: 6-0 **Wt:** 180 **Bats/Throws:** S/R

Resides: Conway, SC
Selected by the Twins in the 19th round of the 2017 First Year Player Draft

Year	Club	AVG.	G	AB	R	H	2B	3B	HR	RBI	SH	SF	HB	BB	SO	SB	CS
2017	Elizabethton	.389	18	72	14	28	5	0	1	16	1	0	1	6	21	1	0
	KERNELS	.221	27	86	13	19	3	2	1	4	0	1	0	10	33	1	0



ALEX KIRILLOFF - OUTFIELDER

Born: November 9, 1997 in Pittsburgh, PA
Ht: 6-2 **Wt:** 195 **Bats/Throws:** L/L

Resides: Venice, FL
Selected by the Twins in the 1st round of the 2016 First Year Player Draft.

NOTES: Tabbed as the Twins #3 Top Prospect by Baseball America prior to the 2018 season.

Year	Club	AVG.	G	AB	R	H	2B	3B	HR	RBI	SH	SF	HB	BB	SO	SB	CS
2016	Elizabethton	.306	55	216	33	66	9	1	7	33	0	3	2	11	32	0	1
2017	INJURED - DID NOT PLAY																



ROYCE LEWIS – INFIELDER

Born: June 5, 1999 in Aliso Viejo, CA
Ht: 6-1 **Wt:** 185 **Bats/Throws:** L/R

Resides: Aliso Viejo, CA
Selected by the Twins in the 1st round of the 2017 First Year Player Draft.

NOTES: #1 overall pick in the 2017 draft. Tabbed as the Twins #1 Top Prospect by Baseball America prior to the 2018 season.

Year	Club	AVG.	G	AB	R	H	2B	3B	HR	RBI	SH	SF	HB	BB	SO	SB	CS
2016	Elizabethton	.245	43	163	23	40	6	0	4	15	0	0	2	13	21	0	0



2018 KERNELS POSITION PLAYERS



JOSE MIRANDA – INFIELDER

Born: June 29, 1998 in Vega Alta, PR

Resides: Vega Alta, PR

Ht: 6-2 **Wt:** 180 **Bats/Throws:** R/R

Selected by the Twins in Comp round B of the 2016 First Year Player Draft

Year	Club	AVG.	G	AB	R	H	2B	3B	HR	RBI	SH	SF	HB	BB	SO	SB	CS
2016	GCL Twins	.227	55	185	14	42	7	1	1	20	2	3	4	19	36	4	5
2017	Elizabethton	.283	54	223	43	63	8	2	11	43	0	3	5	16	24	2	3



BEN RODRIGUEZ – INFIELDER

Born: November 9, 1994 in Paradise Valley, AZ

Resides: Paradise Valley, AZ

Ht: 6-6 **Wt:** 235 **Bats/Throws:** R/R

Selected by the Twins in the 38th round of the 2017 First Year Player Draft.

Year	Club	AVG.	G	AB	R	H	2B	3B	HR	RBI	SH	SF	HB	BB	SO	SB	CS
2017	GCL Twins	.290	50	162	27	47	11	2	4	40	0	1	8	22	43	4	2



BEN RORTVEDT – CATCHER

Born: September 25, 1997 in Madison, WI

Resides: Verona, WI

Ht: 5-10 **Wt:** 190 **Bats/Throws:** L/R

Selected by the Twins in the 2nd round of the 2016 First Year Player Draft

Year	Club	AVG.	G	AB	R	H	2B	3B	HR	RBI	SH	SF	HB	BB	SO	SB	CS
2016	GCL Twins	.203	20	59	3	12	3	0	0	3	1	0	1	5	8	0	0
	Elizabethton	.250	13	40	2	10	0	0	0	7	1	0	1	5	2	0	0
2017	KERNELS	.224	89	308	33	69	16	0	4	30	1	1	4	22	60	1	0



2017 MIDWEST LEAGUE STANDINGS

FIRST HALF MWL STANDINGS

EASTERN DIVISION	W	L	PCT
WEST MICHIGAN	45	22	.672
DAYTON	41	29	.586
SOUTH BEND	39	30	.565
LANSING	37	29	.561
GREAT LAKES	36	33	.522
BOWLING GREEN	31	36	.463
LAKE COUNTY	27	42	.391
FORT WAYNE	26	44	.371

WESTERN DIVISION	W	L	PCT
KANE COUNTY	39	28	.582
CEDAR RAPIDS	39	31	.557
QUAD CITIES	37	31	.544
BELOIT	32	37	.464
CLINTON	31	36	.463
BURLINGTON	31	38	.449
PEORIA	30	39	.435
WISCONSIN	26	42	.382

SECOND HALF MWL STANDINGS

EASTERN DIVISION	W	L	PCT
WEST MICHIGAN	46	23	.667
FORT WAYNE	42	28	.600
BOWLING GREEN	41	29	.586
SOUTH BEND	36	34	.514
GREAT LAKES	33	37	.471
DAYTON	30	40	.429
LAKE COUNTY	27	43	.386
LANSING	26	44	.371

WESTERN DIVISION	W	L	PCT
QUAD CITIES	42	28	.600
PEORIA	39	31	.557
CEDAR RAPIDS	36	34	.514
BELOIT	33	36	.478
CLINTON	33	37	.471
KANE COUNTY	33	37	.471
WISCONSIN	33	37	.471
BURLINGTON	29	41	.414

2017 Final Regular Season Composite Standings

	W	L	PCT	GB
WEST MICHIGAN (DETROIT)	91	45	.669	-
QUAD CITIES (HOUSTON)	79	59	.572	13.0
SOUTH BEND (CHICAGO CUBS)	75	64	.540	17.5
CEDAR RAPIDS (MINNESOTA)	75	65	.536	18.0
BOWLING GREEN (TAMPA BAY)	72	65	.526	19.5
KANE COUNTY (ARIZONA)	72	65	.526	19.5
DAYTON (CINCINNATI)	71	69	.507	22.0
GREAT LAKES (LA DODGERS)	69	70	.496	23.5
PEORIA (ST. LOUIS)	69	70	.496	23.5
FORT WAYNE (SAN DIEGO)	68	72	.486	25.0
BELOIT (OAKLAND)	65	73	.471	27.0
CLINTON (SEATTLE)	64	73	.467	27.5
LANSING (TORONTO)	63	73	.463	28.0
BURLINGTON (LA ANGELS)	60	79	.432	32.5
WISCONSIN (MILWAUKEE)	59	79	.428	33.0
LAKE COUNTY (CLEVELAND)	54	85	.388	38.5

2017 Midwest League Playoff Results

Quarterfinals

Eastern Division: Fort Wayne def. Bowling Green, 2-0; Dayton def. West Michigan, 2-1
 Western Division: Quad Cities def. Peoria, 2-1; Cedar Rapids def. Kane County, 2-0

Division Championship

Eastern Division: Fort Wayne def. Dayton, 2-1
 Western Division: Quad Cities def. Cedar Rapids, 2-1

Championship

Quad Cities def. Fort Wayne, 3-0



2017 MWL OFFENSIVE LEADERS

Category	Leader	Team
Batting Average	Bo Bichette	Lansing 316
Games	Taylor Trammell	Dayton 129
At Bats	Jose Siri	Dayton 498
Hits	Jose Siri	Dayton 146
Total Bases	Jose Siri	Dayton 264
Doubles	Lewin Diaz	Cedar Rapids 33
Triples	Travis Blankenhorn	Cedar Rapids 11
Home Runs	Emmanuel Tapia	Lake County 29
RBI	Jesus Sanchez	Bowling Green 82
Stolen Bases	Jose Siri	Dayton 46
Caught Stealing	Luis Rengifo	Bowling Green 17
Base on Balls	Fernando Tatis, Jr.	Fort Wayne 75
Intentional Base on Balls	Lewin Diaz	Cedar Rapids 3
	Yordan Alvarez	Quad Cities 3
	Marcus Greene Jr.	Fort Wayne 3
	Alberto Mineo	South Bend 3
	Jake Robson	West Michigan 3
On Base Percentage	Fernando Tatis, Jr.	Fort Wayne 390
Slugging Percentage	Jose Siri	Dayton 530
Sacrifice Hits	Danny Woodrow	West Michigan 13
Sacrifice Flies	Lewin Diaz	Cedar Rapids 11
Grounded into Double Play	Cole Bauml	West Michigan 21



2017 MWL FIELDING LEADERS

Position	Leader	Team
First Base	Lewin Diaz	Cedar Rapids 987
Second Base	Yeiler Peguero	South Bend 957
Third Base	Hudson Potts	Fort Wayne 962
Shortstop	Luke Wakamatsu	Lake County 962
Outfield	Cody Thomas	Great Lakes 991
Catcher	Chuckie Robinson	Quad Cities 996
Pitcher	Manuel Rondon	South Bend 1,000



2017 MWL ATTENDANCE

Regular Season Total	4,087,373
All-Star Game (Great Lakes)	5,009
Playoffs (19 games).....	53,732
Grand Total	4,146,114

Attendance Records

Single Day Attendance (League)	56,789 (8/14/10)
Single Day Attendance (Team).....	32,103 (Peoria - 7/29/08)
Single Season High (League).....	4,233,904 (2015)
Single Season High (Team).....	597,433 (Dayton - 2010)



2017 MWL PITCHING LEADERS

Category	Leader	Team
Wins	Manuel Rondon	South Bend14
Saves	Hector Lujan	Cedar Rapids 17
Games	Joel Kuhnel	Dayton48
Games Started	Brady Aiken	Lake County27
Games Finished	Dalbert Siri	Lake County36
Strikeouts	Scott Moss	Dayton156
Complete Games	Justin Maese	Lansing.....3
Shutouts	Clark Beeker	Cedar Rapids 2
	Mike O'Reilly	Peoria.....2
Innings Pitched	Thomas Jankins	Wisconsin141.2
Walks	Brady Aiken	Lake County101
Losses	Brady Aiken	Lake County13
Home Runs Allowed	Juan Hillman	Lake County22
Earned Run Avg.	Clark Beeker	Cedar Rapids 2.03
Hits Allowed	Danny Garcia	Clinton168
Runs Allowed	Micah Miniard	Lake County109
Earned Runs Allowed	Micah Miniard	Lake County102
Sacrifice Hits Allowed	Leo Crawford	Great Lakes6
Sacrifice Flies Allowed	Geno Encina	Lansing.....11
Hit Batters	Micah Miniard	Lake County14
Wild Pitches	Denis Diaz	Lansing.....18
Balks	Erik Manoah	Burlington8



2017 MWL ALL-STAR GAME

Midland, MI – Dow Diamond – June 20, 2017

Final Score: West All-Stars 5, East All-Stars 2

Winning Pitcher: Braden Webb, Wisconsin

Losing Pitcher: Gregory Soto, West Michigan

MWL 'Star of Stars' MVP Award: Monte Harrison, Wisconsin (OF)



2017 MWL Post Season All-Stars

Position	Player	Club
First Base	Emmanuel Tapia	Lake County/Cleveland
Second Base	Robbie Tenerowicz	Bowling Green/Tampa Bay
Third Base	Vladimir Guerrero, Jr.	Lansing/Toronto
Shortstop	Bo Bichette	Lansing/Toronto
Outfield	Jose Siri	Dayton/Cincinnati
	Jesus Sanchez	Bowling Green/Tampa Bay
	Marcus Wilson	Kane County/Arizona
Catcher	Chuckie Robinson	Quad Cities/Houston
Designated Hitter	Li-Jen Chu	Lake County/Cleveland
RH Pitcher (Tie)	Clark Beeker	Cedar Rapids/Minnesota
	Sam McWilliams	Kane County/Arizona
LH Pitcher	Gregory Soto	West Michigan/Detroit
RH Reliever	Tommy Eved	Kane County/Arizona
LH Reliever	Wyatt Short	South Bend/Chicago



2017 MWL Players & Pitchers of the Week

Date	Player (Team)	Pitcher (Team)
April 16	Marcus Wilson, Kane County (ARI)	Ryan Olson, Dayton (CIN)
April 23	Jermaine Palacios, Cedar Rapids (MIN)	Dylan Cease, South Bend (CHI)
April 30	Blaise Salter, West Michigan (DET)	Cody Reed, Kane County (ARI)
May 7	Lewin Diaz, Cedar Rapids (MIN)	Leo Crawford, Great Lakes (LAD)
May 14	Cam Gibson, West Michigan (DET)	Alfred Gutierrez, West Michigan (DET)
May 21	Fernando Tatis, Jr., Fort Wayne (SD)	Cody Reed, Kane County (ARI)
May 28	Bo Bichette, Lansing (TOR)	Anthony Castro, West Michigan (DET)
June 4	Conner Capel, Lake County (CLE)	Scott Moss, Dayton (CIN)
June 11	Jesus Sanchez, Bowling Green (TAM)	Mike O'Reilly, Peoria (STL)
June 18	Travis Blankenhorn, Cedar Rapids (MIN)	Zack Erwin, Beloit (OAK)
June 25	Jose Siri, Dayton (CIN)	Ethan Clark, Bowling Green (TAM)
July 2	Fernando Tatis, Jr., Fort Wayne (SD)	Kevin Hill, Quad Cities (HOU)
July 9	Edward Olivares, Lansing (TOR)	Sam McWilliams, Kane County (ARI)
July 16	Jose Siri, Dayton (CIN)	Zack Erwin, Beloit (OAK)
July 23	Josh Rojas, Quad Cities (HOU)	Andrew Vinson, Burlington (LAA)
July 30	Gareth Morgan, Clinton (SEA)	Clark Beeker, Cedar Rapids (MIN)
August 6	Jared Walker, Great Lakes (LAD)	Clark Beeker, Cedar Rapids (MIN)
August 13	Conner Capel, Lake County (CLE)	Alfred Gutierrez, West Michigan (DET)
August 20	Hudson Potts, Fort Wayne (SD)	Lake Bachar, Fort Wayne (SD)
August 27	Taylor Sparks, Dayton (CIN)	Zack Erwin, Beloit (OAK)
September 4	David Jacob, Lansing (TOR)	Connor Grey, Kane County (ARI)



2017 MWL Players of the Month

Month	Player (Team)	Position
April	Bradley Jones (Lansing/Blue Jays)	First Base
May	Jon Duplantier (Kane County/D'Backs)	Pitcher
June	Bo Bichette (Lansing/Blue Jays)	Shortstop
July	Jose Siri (Dayton/Reds)	Outfielder
August	Hudson Potts (Fort Wayne/Padres)	Third Baseman



MIDWEST LEAGUE OF PROFESSIONAL BASEBALL CLUBS, INC.

Midwest League of Professional Baseball Clubs, Inc.

Years league active: 1947-

Office address: 210 S. Michigan St., 5th Floor / Plaza Building, South Bend, IN 46601

Telephone: (574) 532-1221

FAX: (574) 234-4220

E-Mail address: dickn@sni-law.com

Website: www.midwestleague.com



President / Legal Counsel - Secretary Richard A Nussbaum II
President Emeritus / Director of Umpire Development George H. Spelius
League Administrator Holly Voss

Official Statistician: MLB Advanced Media (BAM).

2016 Opening Date: April 6

Regular season: 140 games (split season)

Division structure:

East – Bowling Green, Dayton, Fort Wayne, Great Lakes, Lake County, Lansing, South Bend, West Michigan.

West – Beloit, Burlington, Cedar Rapids, Clinton, Kane County, Peoria, Quad Cities, Wisconsin.

Playoff format: Eight teams qualify. First-half and second-half division champions and wild-card teams meet in best-of-3 quarterfinal series. Winners meet in best-of-3 series for divisional championship. Division champions meet in best-of-5 league championship series.

All-Star Game: June 20 at Midland, MI (hosted by Great Lakes Loons)

Roster limit: 25 active

Player eligibility rule: No age limit. No more than two players and one player/coach on active list may have more than five years experience.

PRESIDENTS OF THE MIDWEST LEAGUE

1947-48	Howard V. Millard	
1949-62	C.C. "Dutch" Hoffman	(Belleville, Illinois)
1963-64	Walter C. Wagner	(Clinton, Iowa)
1965	Jim Gruenwald	(Davenport, Iowa)
1966-73	James Doster	(Decatur, Illinois)
1974-85	Bill Walters.....	(Burlington, Iowa)
1986	Ed Larson	(Burlington, Iowa)
1987-2014	George Spelius.....	(Beloit, Wisconsin)
2015-	Richard A. Nussbaum, II.....	(South Bend, Indiana)

Franchises No Longer in the Midwest League 1947-

League was known as the Illinois State League 1947-1948

League was known as the Mississippi-Ohio Valley League 1949-1955

Belleville, Illinois (1947-49)	Kokomo, Indiana (1955-61)	Paris, Illinois (1950-59)
Canton, Ohio (1952)	Lafayette, Indiana (1955-57)	Quincy, Illinois (1960-73)
Centralia, Illinois (1947-52)	Marion, Illinois (1947-48)	Rockford, Illinois (1988-99)
Danville, Illinois (1951-54, 1970-76, 1982)	Madison, Wisconsin (1982-94)	Springfield, Illinois (1950, 1982-95)
Decatur, Illinois (1952-74)	Mattoon, Illinois (1947-57)	Vincennes, Indiana (1950-52*)
Dubuque, Iowa (1954-68, 1974-76)	Michigan City, Indiana (1956-59)	Waterloo, Iowa (1958-93)
Hannibal, Missouri (1952-55)	Mt. Vernon, Illinois (1947-54)	Wausau, Wisconsin (1975-90)
Kenosha, Wisconsin (1984-92)	Murphrysboro, Illinois (1947)	West Frankfort, Illinois (1947-50)
Keokuk, Iowa (1958-62)	Paducah, Kentucky (1949-50)	Wisconsin Rapids, Wisconsin (1963-83)



2018 MWL QUALIFYING FOR PLAYOFFS

First Half Qualifiers (4)

1. First place in the Western Division (Western First Half Champion)
2. First place in Eastern Division (Eastern First Half Champion)
3. Second place in Western Division (Western First Half Wild Card)
4. Second place in Eastern Division (Eastern First Half Wild Card)

Second Half Qualifiers (4)

1. First place in the Western Division (Western Second Half Champion)
2. First place in Eastern Division (Eastern Second Half Champion)
3. Second place in Western Division (Western Second Half Wild Card)
4. Second place in Eastern Division (Eastern Second Half Wild Card)

- ** If a first-place team in the second half already qualified in the first half (either as Champion or Wild Card), the team finishing in second place in the second half shall qualify as the "Second Half Champion."
- ** If a second-place team in the second half already qualified in the first half (either as Champion or Wild Card), the team finishing in third place in the second half shall qualify as the "Second Half Wild Card."
- ** If a third-place team in the second half already qualified in the first half (either as Champion or Wild Card), the team finishing in fourth place in the second half shall qualify as the "Second Half Card."

Seeding

Round 1 – League Division Series (Best of 3)

Team qualifying in the **first half** has option to host Game 1 or Games 2 & 3

- Series 1 – **Eastern First Half Champion** vs. Eastern First Half Wild Card
- Series 2 – **Eastern Second Half Champion** vs. Eastern Second Half Wild Card
- Series 3 – **Western First Half Champion** vs. Western First Half Wild Card
- Series 4 – **Western Second Half Champion** vs. Western Second Half Wild Card

Round 2 – League Division Championship Series (Best of 3)

Remaining team with best overall record in each series has option to host Game 1 or Games 2 & 3

- Series 5 – Eastern Division Championship (Series 1 winner vs. Series 2 winner)
- Series 6 – Western Division Championship (Series 3 winner vs. Series 4 winner)


Round 3 – League Championship Series (Best of 5)

Series 7 – Eastern Division Champion (Series 5 winner) vs. Western Division Champion (Series 6 winner).

The Western Division winner will host Games 1 and 2; the Eastern Division winner Games 3, 4 and 5 (alternate in succeeding years)

Tie Breakers – Ties involving two teams: 1) best record in head-to-head meetings; 2) best run differential in head-to-head meetings; 3) winner of final meeting between the clubs; 4) coin flip.

Ties involving two or more teams (if at any time in tie-breaking procedure only two teams remain tied, revert to tie breaker involving two teams): 1) best winning percentage in games involving tied teams; 2) best run differential in games involving tied teams; 3) best winning percentage, in second-half games only, in games involving tied teams; 4) best run differential, in second-half games only, in games involving tied teams.





MIDWEST LEAGUE AWARDS

EXECUTIVE OF THE YEAR

1973	Fritz Colschen, GM	Clinton*
1974	Dave Brunk, GM	Waterloo
1975	Mike Feder, GM	Wausau
	Jerry Lambert, GM	Quad City
1976	Don Buchheister, GM	Cedar Rapids*
1977	Harry Pells, GM	Quad City*
1978	Dave Hersh, GM	Appleton*
1979	Bob Arterburn, PRES	Wis.Rapids
1980	Roger Crow, GM	Quad City
1981	Roger Crow, GM	Quad City
	Gus Stokes, GM	Clinton
1982	Paul Larson, PRES	Clinton
1983	Lee Landers, VP/GM	Springfield
1984	Dave Tarrolly, GM	Beloit*
1985	Pete Vonachen, PRES	Peoria
1986	Jim Peterson, GM	Waterloo
1987	Jack Roeder, GM	Wausau
1988	Bob Lee, PRES/GM	Kenosha
1989	John Baxter, GM	South Bend*
1990	Mike Tatoian, GM	Quad City
1991	Kevin Temperly, GM	Clinton
1992	Jack Roeder, GM	Cedar Rapids
1993	Bill Larsen, GM	Kane County
1994	Scott Lane, GM	West Michigan
1995	Steve Malliet, GM	Wisconsin
1996	Scott Lane, GM	West Michigan
1997	Jim Weigel, GM	Lansing
1998	Mike Birling, GM	Wisconsin
1999	Jeff Sedivy	Kane County
2000	Robert Murphy	Dayton
2001	Chuck Brockett	Burlington
2002	Rocky Vonachen	Peoria
2003	Gary Mayse	Dayton
2004	Mike Nutter	Fort Wayne
2005	Dave Walker	Burlington
2006	Jim Jarecki	West Michigan
2007	Rob Zerjav	Wisconsin
2008	Paul Parbeau	Great Lakes
2009	Mike Nutter	Fort Wayne
2010	Ted Tornow	Clinton
2011	Robert Murphy	Dayton
2012	Rob Zerjav	Wisconsin
2013	Joe Hart	South Bend
2014	Steve McCarthy	West Michigan
2015	Mike Nutter	Fort Wayne
2016	Nick Gruesser	Lansing
2017	Jason Mott	Peoria

*Also named the Sporting News Minor League Class A Executive of the Year

RAWLINGS WOMAN EXECUTIVE OF THE YEAR

1989	Bea Buchheister	Cedar Rapids
1990	Rita Baxter	South Bend
1991	Bobbi Landers	Springfield
1992	Lesley Kellison	Quad City
1993	Susan Oltowski	Rockford
1994	Nancy Cram	Cedar Rapids
1995	Julie Magrane	South Bend
1996	Sherry Valitchka	Wisconsin
1997	Sarah Couey	Rockford
1998	Sue Lesters	Kane County
	Amy Mason	Kane County
1999	Stephanie Gray	MWL Office
2000	Mary Almie	Kane County
2001	Becky Batley	Wisconsin
2002	Tracy Marek	Fort Wayne
2003	Angie Ceranski	Wisconsin
2004	Nikki Becker	Wisconsin
2005	Laurie Schill	Wisconsin
2006	Lydia Halbach	Clinton
2007	Jessica Fergesen	Cedar Rapids
2008	Andrea Murphy	Cedar Rapids
	Stefanie Brown	Quad Cities
2009	Stefanie Brown	Quad Cities
2010	Abby Naas	Fort Wayne
2011	Stefanie Brown	Quad Cities
2012	Amy Mason	Kane County
2013	Debra Maier	Cedar Rapids
2014	Abby Naas	Fort Wayne
2015	Kim Parker	Burlington
2016	Brandy Guinaugh	Dayton
2017	Kathryn Voss	Peoria

LARRY MACPHAIL PROMOTIONAL TROPHY

1976	Cedar Rapids Giants
2004	Fort Wayne Wizards
2005	Peoria Chiefs
2006	Fort Wayne Wizards
2007	West Michigan Whitecaps
2008	Peoria Chiefs
2009	Dayton Dragons
2010	Fort Wayne TinCaps
2011	Fort Wayne TinCaps
2012	Wisconsin Timber Rattlers
2013	Fort Wayne TinCaps
2014	South Bend Silver Hawks
2015	Wisconsin Timber Rattlers
2016	Wisconsin Timber Rattlers
2017	Wisconsin Timber Rattlers

JOHN H. JOHNSON PRESIDENT'S TROPHY

2002	Cedar Rapids Kernels
2005	Wisconsin Timber Rattlers
2006	Clinton LumberKings
2007	Cedar Rapids Kernels
2008	Cedar Rapids Kernels
2009	Fort Wayne Tin Caps
2010	Fort Wayne Tin Caps
2011	Dayton Dragons
2012	Dayton Dragons
2013	West Michigan Whitecaps
2014	West Michigan Whitecaps
2015	South Bend Cubs
2016	Fort Wayne Tin Caps
2017	Quad Cities River Bandits



MILEAGE CHART

	BEL	BG	BUR	CR	CLI	DAY	FW	GL	KC	LC	LAN	PEO	QC	SB	WM	WIS
Beloit	X	505	215	168	114	389	260	384	75	458	316	155	160	193	280	150
Bowling Green	505	X	507	573	550	262	344	554	442	472	475	436	536	368	525	600
Burlington	215	507	X	100	120	427	375	500	215	577	435	100	76	305	400	350
Cedar Rapids	168	573	100	X	84	510	390	550	215	592	450	178	80	320	412	274
Clinton	114	550	120	84	X	428	300	425	114	502	360	116	40	230	320	260
Dayton	389	262	427	510	428	X	127	307	326	227	260	329	430	244	328	484
Fort Wayne	260	344	375	390	300	127	X	213	200	243	135	260	320	90	180	354
Great Lakes	384	554	500	550	425	307	213	X	323	295	80	424	450	224	104	479
Kane County	75	442	215	215	114	326	200	323	X	394	255	153	144	125	220	200
Lake County	458	472	577	592	502	227	243	295	394	X	248	500	512	273	320	554
Lansing	316	475	435	450	360	260	135	80	255	248	X	356	370	155	70	410
Peoria	155	436	100	178	116	329	260	424	153	500	356	X	100	230	320	300
Quad Cities	150	536	76	80	40	430	320	450	144	512	370	100	X	245	335	272
South Bend	193	368	305	320	230	244	90	224	125	273	155	230	245	X	121	288
West Michigan	280	525	400	412	320	328	180	104	220	320	70	320	335	121	X	378
Wisconsin	150	600	350	274	260	484	354	479	200	554	410	300	272	288	378	X



MIDWEST LEAGUE AWARDS

MOST VALUABLE PLAYERS

1975	Willie Wilson	OF	Waterloo
1976	Wayne Cato	C	Cedar Rapids
1977	Paul Molitor	SS	Burlington
1978	Bill Foley	C	Burlington
1979	Dave Stockstill	OF	Wausau
1980	Von Hayes	3B	Waterloo
1981	Ed Saavedra	OF	Waterloo
1982	Tom Romano	OF	Madison
1983	Curt Ford	OF	Springfield
1984	Joey Meyer	1B	Beloit
1985	Eddie Williams	3B	Cedar Rapids
1986	Luis Medina	OF	Waterloo
1987	Greg Vaughn	OF	Beloit
	Todd Ziele	C	Springfield
1988	Lenny Webster	C	Kenosha
1989	Tom Redington	3B	Burlington
1990	Reggie Sanders	OF	Cedar Rapids
1991	Salomon Torres	P	Clinton
1992	Steve Gibraltar	OF	Cedar Rapids
1993	Joe Biasucci	2B	Springfield
1994	Sal Fasano	C	Rockford
1995	Jesse Ibarra	C	Burlington
1996	Larry Barnes	1B	Cedar Rapids
1997	Robert Fick	1B	W. Michigan
1998	Pablo Ozuna	SS	Peoria
1999	Aaron McNeal	1B	Michigan
2000	Albert Pujols	3B	Peoria
2001	Adrian Gonzalez	1B	Kane County
2002	Jason Stokes	1B	Kane County
2003	Prince Fielder	1B	Beloit
2004	Brian Dopirak	1B	Lansing
2005	Carlos Gonzales	OF	South Bend
2006	Jeff Baisley	3B	Kane County
2007	Gorkys Hernandez	OF	West Michigan
2008	Ben Revere	OF	Beloit
2009	Dee Gordon	SS	Great Lakes
	Kyle Russell	OF	Great Lakes
2010	Mike Trout	OF	Cedar Rapids
2011	Rymer Liriano	OF	Fort Wayne
2012	Kevin Pillar	OF	Lansing
2013	Byron Buxton	OF	Cedar Rapids
2014	Wynton Bernard	OF	West Michigan
2015	Ryan McBroom	DH	Lansing
2016	Eloy Jimenez	OF	South Bend
2017	Bo Bichette	SS	Lansing

PROSPECT OF THE YEAR

1975	Willie Wilson	OF	Waterloo
1976	Clint Hurdle	OF	Waterloo
1977	Paul Molitor	SS	Burlington
1978	Bill Foley	C	Burlington
1979	Dave Stockstill	OF	Wausau
1980	Von Hayes	3B	Waterloo
1981	Harold Reynolds	2B	Wausau
1982	Mark Grant	P	Clinton
1983	Shawon Dunston	SS	Quad City
1984	Kurt Stillwell	SS	Cedar Rapids
1985	B.J.Surhoff	C	Beloit
1986	Steve Gasser	P	Kenosha
	Luis Medina	OF	Waterloo
1987	Derek Parks	C	Kenosha
1988	Tom Gordon	P	Appleton
1989	Tom Redington	3B	Burlington
1990	Reggie Sanders	OF	Cedar Rapids
1991	Salomon Torres	P	Clinton
1992	Steve Gibraltar	OF	Cedar Rapids
1993	Johnny Damon	OF	Rockford
1994	Alex Rodriguez	SS	Appleton
1995	Jose Valentin	C	Ft. Wayne
1996	Britt Reames	P	Peoria
1997	Brent Butler	SS	Peoria
1998	Pablo Ozuna	SS	Peoria
1999	Corey Patterson	OF	Lansing
2000	Austin Kearns	OF	Dayton
	Albert Pujols	3B	Peoria
2001	Adrian Gonzalez	1B	Kane County
2002	Joe Mauer	C	Quad City
2003	Prince Fielder	1B	Beloit
2004	Brian Dopirak	1B	Lansing
2005	Carlos Gonzales	OF	South Bend
2006	Cameron Maybin	OF	West Michigan
2007	Clayton Kershaw	P	Great Lakes
2008	Ben Revere	OF	Beloit
2009	Dee Gordon	SS	Great Lakes
2010	Mike Trout	OF	Cedar Rapids
2011	Rymer Liriano	OF	Fort Wayne
2012	Miguel Sano	3B	Beloit
2013	Byron Buxton	OF	Cedar Rapids
2014	Andrew Velazquez	SS	South Bend
2015	Gleyber Torres	SS	South Bend
2016	Eloy Jimenez	OF	South Bend
2017	Bo Bichette	SS	Lansing

MANAGER OF THE YEAR

1975	John Sullivan	Waterloo
1976	Salty Parker	Cedar Rapids
1977	Dennis Menke	Burlington
1978	Gordy Lund	Appleton
	Woody Smith	Waterloo
1979	Tom Robson	Wausau
1980	Rich Stelmazsek	Wis.Rapids
1981	Gomer Hodge	Waterloo
1982	George Enright	Quad City
1983	Gomer Hodge	Waterloo
1984	Tom Gamboa	Beloit
1985	Duffy Dyer	Kenosha
1986	Gaylen Pitts	Springfield
1987	Don Leppert	Kenosha
1988	Marc Bombard	Cedar Rapids
1989	Dave Miley	Cedar Rapids
1990	Don Long	Quad City
1991	Gary Jones	Madison
1992	Tom Poquette	Appleton
1993	Jack Mull	Clinton
1994	John Mizerock	Rockford
1995	DeMarlo Hale	Michigan
1996	Roy Silver	Peoria
1997	Bruce Fields	W. Michigan
1998	Billy Gardner, Jr.	Michigan
1999	Rick Renteria	Kane County
2000	Bruce Fields	W. Michigan
2001	Russ Morman	Kane County
2002	Todd Claus	Cedar Rapids
2003	Webster Garrison	Kane County
2004	Dave Joppie	Kane County
2005	Mark Haley	South Bend
2006	Matt Walbeck	West Michigan
2007	Tom Brookens	West Michigan
2008	Mark Haley	South Bend
2009	Doug Dascenzo	Fort Wayne
	Marty Pevey	Peoria
2010	Juan Bustabad	Great Lakes
2011	Mike Redmond	Lansing
2012	John Tamargo, Jr.	Lansing
2013	Mark Haley	South Bend
2014	Mark Johnson	Kane County
2015	Josh Bonifay	Quad Cities
2016	Jimmy Gonzalez	South Bend
2017	Mike Rabelo	West Michigan



Cato



Williams



Sanders



Stillwell



Gibraltar



Parker



Bombard



Miley



Claus



2017 KERNELS HOME GAME STATISTICS

Copyright 2017 by Major League Baseball Advanced Media.

Cedar Rapids Kernels Home Team Statistics

As of 09/22/2017 05:29 PM GMT

PLAYER	AVG	G	AB	R	H	2B	3B	HR	RBI	BB	SO	SB	CS	SLG	OBP	E
* Blankenhorn, Travis	.273	61	231	36	63	13	5	7	35	26	62	9	0	.463	.365	6
* Cabbage, Trey	.150	23	80	8	12	3	0	1	6	10	31	0	0	.225	.242	2
Carrier, Shane	.209	23	86	7	18	5	0	4	12	2	23	0	0	.407	.227	0
* Cavaness, Christian	.282	50	163	27	46	8	6	5	24	16	54	7	3	.497	.350	2
Cronin, Joe	.228	25	79	17	18	4	0	3	9	19	22	1	0	.392	.392	2
Davis, Jaylin	.250	33	132	18	33	4	3	7	22	6	33	7	2	.485	.286	1
* Diaz, Lewin	.297	65	256	25	76	23	1	5	45	7	40	1	0	.453	.314	8
# Gore, Jordan	.233	10	30	4	7	2	1	0	1	4	12	0	0	.367	.324	1
Hamilton, Caleb	.220	48	159	29	35	8	3	4	20	31	51	1	1	.384	.352	9
Jernigan, Andre	.125	7	24	4	3	2	0	1	5	2	13	0	0	.333	.185	1
Kennedy, Shane	.143	2	7	1	1	1	0	0	1	1	5	0	0	.286	.250	0
Kerrigan, Jimmy	.365	16	63	12	23	1	2	5	12	1	12	1	2	.683	.388	0
* Kranson, Mitchell	.276	28	105	13	29	9	1	2	11	9	20	0	0	.438	.333	0
Lewis, Royce	.424	8	33	10	14	1	1	1	6	2	5	2	0	.606	.472	1
Lopez, Brandon	.295	27	88	14	26	4	1	0	7	8	13	0	0	.364	.364	1
* Marrero, Lean	.231	4	13	0	3	0	1	0	1	2	3	0	0	.385	.333	0
# Minier, Amaurys	.152	20	66	5	10	3	0	1	10	11	22	0	0	.242	.288	2
# Montesino, Ariel	.159	24	82	5	13	2	1	0	0	7	17	0	2	.207	.225	7
Morrison, Hank	.221	26	86	9	19	2	1	1	3	4	21	1	0	.302	.295	0
Munoz, Gorge	.267	18	60	7	16	3	1	1	9	3	16	1	1	.400	.333	4
Palacios, Jermaine	.365	31	126	34	46	11	5	7	28	7	19	6	2	.698	.412	3
* Rortved, Ben	.218	44	156	20	34	6	0	3	19	14	30	1	0	.314	.289	2
Whitefield, Aaron	.288	59	215	34	62	9	4	7	35	11	56	14	4	.465	.328	2
Team Total	.259	71	2340	339	607	124	37	65	321	203	580	52	17	.427	.327	66

OPP

PITCHERS	W-L	ERA	G	GS	CG	SHO	SV	IP	H	R	ER	HR	HB	BB	SO	WP	AVG
* Barnes, Charlie	1-1	5.40	4	4	0	0	0	16.2	19	11	10	4	1	6	13	2	.275
Beardsley, Tyler	2-2	5.09	6	6	0	0	0	35.1	42	21	20	4	0	4	21	1	.290
Beeker, Clark	7-0	1.17	9	9	1	1	0	61.2	42	10	8	3	7	6	38	0	.194
* Carlini, Domenick	0-3	6.92	6	5	0	0	0	26.0	39	26	20	5	0	9	23	1	.339
Cordy, Max	1-2	1.27	23	3	0	0	3	42.2	27	10	6	1	1	21	42	10	.186
Davis, Colton	3-3	3.71	24	1	0	0	2	34.0	34	14	14	2	3	17	35	2	.260
Del Rosario, Eduardo	3-3	4.53	12	10	0	0	0	59.2	54	31	30	8	1	24	49	5	.244
Grogan, Quin	0-0	0.00	1	0	0	0	0	1.1	4	0	0	0	0	1	1	0	.500
Hackimer, Tom	2-1	2.45	9	0	0	0	2	14.2	8	5	4	0	1	2	19	1	.154
Jax, Griffin	1-0	4.38	2	2	0	0	0	12.1	13	6	6	1	1	3	7	0	.265
Lombana, Logan	0-2	3.06	19	0	0	0	0	35.1	32	14	12	3	3	8	31	3	.246
Lujan, Hector	3-0	0.98	20	0	0	0	8	27.2	15	4	3	1	1	6	28	0	.167
* Marzi, Anthony	3-2	2.25	5	5	0	0	0	32.0	24	11	8	1	4	8	16	0	.209
Mason, Ryan	0-1	3.20	15	0	0	0	0	25.1	31	13	9	1	1	8	22	5	.310
McGuff, Patrick	3-0	1.11	12	0	0	0	0	24.1	19	5	3	0	2	7	28	3	.224
Poppen, Sean	4-0	1.93	8	8	0	0	0	51.1	42	20	11	1	5	8	51	4	.214
* Robinson, Alex	1-2	1.82	17	0	0	0	2	24.2	14	5	5	2	1	6	33	0	.159
* Sammons, Bryan	0-0	9.00	1	0	0	0	0	3.0	5	3	3	0	0	2	3	0	.357
* Sanders, Evan	1-3	8.35	7	3	0	0	0	18.1	19	18	17	2	3	17	16	4	.284
Schick, Alex	1-1	6.10	2	2	0	0	0	10.1	14	7	7	1	0	2	10	3	.326
Tillery, Zack	0-0	1.80	3	0	0	0	0	5.0	2	1	1	0	1	5	7	1	.125
* Vasquez, Andrew	0-0	2.13	7	0	0	0	0	12.2	9	3	3	0	0	6	19	0	.196
* Watson, Tyler	1-2	5.87	3	3	0	0	0	15.1	18	10	10	4	0	6	11	0	.290
Wells, Tyler	4-2	3.31	10	10	0	0	0	54.1	52	22	20	4	1	13	69	3	.246
Team Total	41-30	3.22	71	71	1	6	17	645.0	580	271	231	48	37	196	594	49	.240



2017 KERNELS ROAD GAME STATISTICS

3/18/2018

Team Home-Road Statistics

Cedar Rapids Kernels Road Team Statistics

As of 09/22/2017 05:29 PM GMT

PLAYER	AVG	G	AB	R	H	2B	3B	HR	RBI	BB	SO	SB	CS	SLG	OBP	E
* Blankenhorn, Travis	.227	57	207	32	47	9	6	6	34	21	57	4	2	.415	.320	8
* Cabbage, Trey	.296	24	81	4	24	4	1	1	7	5	26	0	2	.407	.333	3
Carrier, Shane	.261	32	115	9	30	7	0	3	11	5	32	0	1	.400	.309	0
* Cavaness, Christian	.186	39	129	10	24	4	2	1	14	16	52	2	6	.271	.277	0
Cronin, Joe	.163	23	80	6	13	2	2	1	3	8	29	0	2	.275	.247	4
Davis, Jaylin	.286	33	119	18	34	9	0	5	19	10	44	2	0	.487	.348	1
* Diaz, Lewin	.286	57	210	22	60	10	0	7	23	18	40	1	1	.433	.346	5
# Gore, Jordan	.214	17	56	9	12	1	1	1	3	6	21	1	0	.321	.286	2
Hamilton, Caleb	.223	44	148	22	33	10	1	5	22	23	46	2	3	.405	.329	8
Jernigan, Andre	.185	9	27	3	5	1	0	0	0	2	10	0	0	.222	.241	1
Kennedy, Shane	.280	8	25	2	7	0	0	1	1	8	9	0	0	.400	.471	0
Kerrigan, Jimmy	.131	15	61	2	8	1	2	0	8	0	18	0	0	.213	.143	0
* Kranson, Mitchell	.261	29	115	11	30	6	0	1	10	5	21	0	0	.339	.303	3
Lewis, Royce	.184	10	38	6	7	1	0	0	4	4	11	1	1	.211	.273	2
Lopez, Brandon	.258	26	97	8	25	0	1	0	6	3	19	1	0	.278	.280	1
* Marrero, Lean	.185	7	27	1	5	1	0	0	1	1	4	1	1	.222	.214	0
# Minier, Amaurys	.135	15	52	2	7	4	0	2	6	7	26	0	0	.327	.250	0
# Montesino, Ariel	.217	21	69	9	15	5	1	0	5	9	23	3	1	.319	.296	2
Morrison, Hank	.214	27	98	12	21	4	0	3	7	6	20	1	0	.347	.278	2
Munoz, Gorge	.194	11	36	1	7	0	0	1	3	2	11	3	1	.278	.231	6
Palacios, Jermaine	.278	31	133	18	37	2	1	4	11	5	27	3	6	.398	.314	7
* Rortved, Ben	.230	45	152	13	35	10	0	1	11	8	30	0	0	.316	.278	4
Whitefield, Aaron	.232	58	198	32	46	9	2	4	22	20	62	19	5	.359	.308	2
Team Total	.234	69	2273	252	532	100	20	47	231	192	638	44	32	.358	.301	69

OPP

PITCHERS	W-L	ERA	G	GS	CG	SHO	SV	IP	H	R	ER	HR	HB	BB	SO	WP	AVG
Anderson, Brady	0-1	1.42	2	0	0	0	1	6.1	4	1	1	0	0	1	4	1	.174
* Barnes, Charlie	1-0	1.00	2	2	0	0	0	9.0	4	1	1	0	0	2	10	1	.129
Beardsley, Tyler	2-7	5.58	10	9	1	0	0	50.0	57	32	31	5	2	16	22	5	.294
Beeker, Clark	4-3	2.82	11	11	1	1	0	67.0	60	24	21	8	2	11	46	0	.236
* Carlini, Domenick	4-5	4.40	11	11	0	0	0	57.1	57	30	28	7	5	20	43	8	.261
Cordy, Max	1-2	7.27	16	1	0	0	0	26.0	29	27	21	2	4	22	25	5	.279
Davis, Colton	3-0	3.10	20	0	0	0	1	29.0	17	11	10	2	2	9	25	2	.172
Del Rosario, Eduardo	4-3	3.57	11	8	0	0	1	45.1	38	18	18	0	4	17	45	5	.228
Dobnak, Randy	0-0	2.57	1	1	0	0	0	7.0	6	2	2	0	0	1	1	0	.240
Grogan, Quin	0-0	0.00	1	0	0	0	1	1.0	1	0	0	0	0	0	2	0	.250
Hackimer, Tom	1-0	0.00	7	0	0	0	4	9.1	3	0	0	0	3	1	9	0	.097
Jax, Griffin	1-1	0.64	2	2	0	0	0	14.0	6	1	1	0	0	4	6	0	.130
Lombana, Logan	1-0	2.08	17	0	0	0	0	30.1	25	7	7	1	2	9	24	6	.227
Lujan, Hector	0-1	1.71	22	0	0	0	9	26.1	26	11	5	2	1	2	26	1	.257
* Marzi, Anthony	2-0	1.59	4	4	0	0	0	22.2	18	5	4	2	4	6	20	2	.214
Mason, Ryan	1-1	0.75	14	0	0	0	0	24.0	23	2	2	0	0	3	21	4	.247
McGuff, Patrick	0-2	3.76	15	1	0	0	1	26.1	20	11	11	2	0	12	25	2	.208
Poppen, Sean	2-2	4.29	6	6	0	0	0	35.2	34	20	17	4	2	9	30	4	.243
* Robinson, Alex	1-3	4.73	11	0	0	0	0	13.1	15	7	7	0	1	9	18	5	.288
* Sammons, Bryan	3-1	2.78	5	5	0	0	0	22.2	17	10	7	2	0	9	32	4	.200
* Sanders, Evan	1-1	3.50	7	2	0	0	0	18.0	15	7	7	0	3	13	13	3	.234
Tillery, Zack	0-0	18.00	3	0	0	0	0	2.0	3	4	4	0	0	9	1	2	.333
* Vasquez, Andrew	1-0	0.93	7	0	0	0	0	9.2	6	1	1	0	1	4	14	1	.182
* Watson, Tyler	0-1	2.25	2	2	0	0	0	12.0	10	5	3	0	1	2	7	2	.227
Wells, Tyler	1-1	2.57	4	4	0	0	0	21.0	11	6	6	2	1	9	23	3	.149
Team Total	34-35	3.30	69	69	2	10	18	586.1	505	243	215	39	38	201	494	66	.231

KEY: * - lefthanded hitter/pitcher, # - switch hitter



2017 KERNELS vs. RH PITCHERS/BATTERS

Copyright 2017 by Major League Baseball Advanced Media.

Cedar Rapids Kernels vs. Right Statistics

As of 09/22/2017 05:29 PM GMT

PLAYER	AVG	G	AB	R	H	2B	3B	HR	RBI	BB	SO	SB	CS	SLG	OBP
* Blankenhorn, Travis	.260	311	52	81	16	8	12	50	36	76	10	1		.479	.353
* Cabbage, Trey	.213	108	10	23	7	1	2	11	12	42	0	0		.352	.289
Carrier, Shane	.215	149	13	32	8	0	5	17	5	43	0	1		.369	.250
* Cavaness, Christian	.238	235	29	56	12	5	3	26	28	80	8	7		.370	.321
Cronin, Joe	.184	98	15	18	2	2	3	5	19	33	0	2		.337	.339
Davis, Jaylin	.236	182	26	43	10	3	6	25	16	62	8	1		.423	.302
* Diaz, Lewin	.300	343	34	103	25	1	7	48	19	62	2	1		.440	.332
# Gore, Jordan	.262	61	9	16	2	1	1	3	6	19	1	0		.377	.328
Hamilton, Caleb	.197	203	31	40	9	2	7	31	32	69	2	2		.365	.314
Jernigan, Andre	.086	35	5	3	1	0	1	3	3	17	0	0		.200	.154
Kennedy, Shane	.316	19	3	6	1	0	1	2	3	8	0	0		.526	.435
Kerrigan, Jimmy	.190	79	8	15	0	3	2	7	1	20	1	1		.342	.198
* Kranson, Mitchell	.276	174	21	48	12	1	3	18	14	29	0	0		.408	.333
Lewis, Royce	.275	40	9	11	0	0	1	8	3	11	0	1		.350	.348
Lopez, Brandon	.281	146	18	41	4	2	0	9	9	27	0	0		.336	.329
* Marrero, Lean	.207	29	1	6	0	1	0	1	3	5	1	1		.276	.281
# Minier, Amaury	.149	87	5	13	5	0	2	10	12	37	0	0		.276	.260
# Montesino, Ariel	.196	107	11	21	4	2	0	3	14	34	2	3		.271	.287
Morrison, Hank	.198	126	15	25	1	1	4	7	6	30	1	0		.317	.266
Munoz, Gorge	.197	71	6	14	3	1	2	9	3	21	2	1		.352	.247
Palacios, Jermaine	.326	190	41	62	9	5	10	36	9	32	6	6		.584	.373
* Rortved, Ben	.202	247	23	50	11	0	4	27	15	47	1	0		.296	.253
Whitefield, Aaron	.276	294	45	81	14	6	5	44	22	89	26	5		.415	.333
Team Total	.242	3334	430	808	156	45	81	400	290	893	71	33		.389	.310

PITCHER	W-L	ERA	G	GS	CG	SHO	SV	IP	H	R	ER	HR	HB	BB	SO	WP	AVG	OPP
Anderson, Brady	-	1.93						4.2	3	1	1	0	0	0	3	0	.167	
* Barnes, Charlie	-	3.98						20.1	19	10	9	3	0	7	16	2	.238	
Beardsley, Tyler	-	5.91						56.1	57	38	37	5	1	7	28	5	.268	
Beeker, Clark	-	1.64						82.1	62	19	15	4	7	8	54	0	.208	
* Carlini, Domenick	-	4.77						66.0	69	40	35	6	2	21	49	6	.271	
Cordy, Max	-	2.76						45.2	39	20	14	1	4	26	48	12	.238	
Davis, Colton	-	3.86						39.2	39	18	17	3	4	15	39	2	.258	
Del Rosario, Eduardo	-	4.46						68.2	59	35	34	6	3	27	64	7	.231	
Dobnak, Randy	-	3.00						6.0	4	2	2	0	0	0	0	0	.200	
Grogan, Quin	-	0.00						2.0	3	0	0	0	0	1	3	0	.333	
Hackimer, Tom	-	0.60						15.0	5	2	1	0	4	1	15	1	.098	
Jax, Griffin	-	0.73						12.1	11	1	1	0	1	4	5	0	.239	
Lombana, Logan	-	1.96						46.0	35	10	10	3	3	11	41	3	.215	
Lujan, Hector	-	2.20						32.2	25	10	8	2	1	5	31	1	.214	
* Marzi, Anthony	-	2.25						44.0	32	15	11	3	5	11	30	1	.201	
Mason, Ryan	-	2.02						35.2	38	11	8	1	1	7	32	8	.275	
McGuff, Patrick	-	3.62						32.1	30	15	13	2	0	14	30	3	.254	
Poppen, Sean	-	1.56						52.0	44	16	9	2	2	5	50	3	.220	
* Robinson, Alex	-	3.21						28.0	26	10	10	1	1	12	40	3	.243	
* Sammons, Bryan	-	3.74						21.2	20	12	9	2	0	11	29	4	.235	
* Sanders, Evan	-	6.49						26.1	30	20	19	2	3	24	19	5	.300	
Schick, Alex	-	6.35						5.2	6	4	4	1	0	1	5	3	.261	
Tillery, Zack	-	7.71						4.2	3	4	4	0	1	10	5	3	.188	
* Vasquez, Andrew	-	1.69						16.0	11	3	3	0	0	10	24	1	.193	
* Watson, Tyler	-	4.50						22.0	23	12	11	3	1	4	14	2	.274	
Wells, Tyler	-	3.28						49.1	40	20	18	4	1	14	60	4	.217	
Team Total	-	0.00						836.1	733	348	54	45	257	736	79		.235	



2017 KERNELS VS. LH PITCHERS/BATTERS

Cedar Rapids Kernels vs. Left Statistics

As of 09/22/2017 05:29 PM GMT

PLAYER	AVG	G	AB	R	H	2B	3B	HR	RBI	BB	SO	SB	CS	SLG	OBP
* Blankenhorn, Travis	.228	127	16	29	6	3	1	19	11	43	3	1		.346	.320
* Cabbage, Trey	.245	53	2	13	0	0	0	2	3	15	0	2		.245	.281
Carrier, Shane	.308	52	3	16	4	0	2	6	2	12	0	0		.500	.345
* Cavaness, Christian	.246	57	8	14	0	3	3	12	4	26	1	2		.509	.302
Cronin, Joe	.213	61	8	13	4	0	1	7	8	18	1	0		.328	.300
Davis, Jaylin	.348	69	10	24	3	0	6	16	0	15	1	1		.652	.357
* Diaz, Lewin	.268	123	13	33	8	0	5	20	6	18	0	0		.455	.319
# Gore, Jordan	.120	25	4	3	1	1	0	1	4	14	0	0		.240	.233
Hamilton, Caleb	.269	104	20	28	9	2	2	11	22	28	1	2		.452	.394
Jernigan, Andre	.313	16	2	5	2	0	0	2	1	6	0	0		.438	.353
Kennedy, Shane	.154	13	0	2	0	0	0	0	6	6	0	0		.154	.421
Kerrigan, Jimmy	.356	45	6	16	2	1	3	13	0	10	0	1		.644	.388
* Kranson, Mitchell	.239	46	3	11	3	0	0	3	0	12	0	0		.304	.255
Lewis, Royce	.323	31	7	10	2	1	0	2	3	5	3	0		.452	.382
Lopez, Brandon	.256	39	4	10	0	0	0	4	2	5	1	0		.256	.293
* Marrero, Lean	.182	11	0	2	1	0	0	1	0	2	0	0		.273	.182
# Minier, Amaurys	.129	31	2	4	2	0	1	6	6	11	0	0		.290	.300
# Montesino, Ariel	.159	44	3	7	3	0	0	2	2	6	1	0		.227	.188
Morrison, Hank	.259	58	6	15	5	0	0	3	4	11	1	0		.345	.328
Munoz, Gorge	.360	25	2	9	0	0	0	3	2	6	2	1		.360	.429
Palacios, Jermaine	.304	69	11	21	4	1	1	3	3	14	3	2		.435	.333
* Rortvedt, Ben	.311	61	10	19	5	0	0	3	7	13	0	0		.393	.400
Whitefield, Aaron	.227	119	21	27	4	0	6	13	9	29	7	4		.412	.280
Team Total	.259	1279	161	331	68	12	31	152	105	325	25	16		.403	.324

PITCHER	W-L	ERA	G	GS	CG	SHO	SV	IP	H	R	ER	HR	HB	BB	SO	WP	OPP	AVG
Anderson, Brady	-	0.00						1.2	1	0	0	0	0	1	1	1	.200	
* Barnes, Charlie	-	3.38						5.1	4	2	2	1	1	1	7	1	.200	
Beardsley, Tyler	-	4.34						29.0	42	15	14	4	1	13	15	1	.333	
Beeker, Clark	-	2.72						46.1	40	15	14	7	2	9	30	0	.231	
* Carlini, Domenick	-	6.75						17.1	27	16	13	6	3	8	17	3	.346	
Cordy, Max	-	5.09						23.0	17	17	13	2	1	17	19	3	.200	
Davis, Colton	-	2.70						23.1	12	7	7	1	1	11	21	2	.152	
Del Rosario, Eduardo	-	3.47						36.1	33	14	14	2	2	14	30	3	.248	
Dobnak, Randy	-	0.00						1.0	2	0	0	0	0	1	1	0	.400	
Grogan, Quin	-	0.00						0.1	2	0	0	0	0	0	0	0	.667	
Hackimer, Tom	-	3.00						9.0	6	3	3	0	0	2	13	0	.188	
Jax, Griffin	-	3.86						14.0	8	6	6	1	0	3	8	0	.163	
Lombana, Logan	-	4.12						19.2	22	11	9	1	2	6	14	6	.286	
Lujan, Hector	-	0.00						21.1	16	5	0	1	1	3	23	0	.216	
* Marzi, Anthony	-	0.84						10.2	10	1	1	0	3	3	6	1	.250	
Mason, Ryan	-	1.98						13.2	16	4	3	0	0	4	11	1	.291	
McGuff, Patrick	-	0.49						18.1	9	1	1	0	2	5	23	2	.143	
Poppen, Sean	-	4.89						35.0	32	24	19	3	5	12	31	5	.235	
* Robinson, Alex	-	1.80						10.0	3	2	2	1	1	3	11	2	.091	
* Sammons, Bryan	-	2.25						4.0	2	1	1	0	0	0	6	0	.143	
* Sanders, Evan	-	4.50						10.0	4	5	5	0	3	6	10	2	.129	
Schick, Alex	-	5.79						4.2	8	3	3	0	0	1	5	0	.400	
Tillery, Zack	-	3.86						2.1	2	1	1	0	0	4	3	0	.222	
* Vasquez, Andrew	-	1.42						6.1	4	1	1	0	1	0	9	0	.182	
* Watson, Tyler	-	3.38						5.1	5	3	2	1	0	4	4	0	.227	
Wells, Tyler	-	2.77						26.0	23	8	8	2	1	8	32	2	.228	
Team Total	-	0.00						395.0	352	166		33	30	140	352	36	.236	

KEY: * - lefthanded hitter/pitcher, # - switch hitter



2017 FIRST HALF GAME-BY-GAME RESULTS

DATE	OPPONENT	TIME	SCORE	RESULT	RECORD	WINNER	LOSER	SAVE	ATT	TIME
04/06	AT Beloit	Postponed: Wet Grounds... Rescheduled for 04/07								
04/07	AT Beloit (GM:1)	04:30 PM	4-0 (7)	W	1-0	Del Rosario, Eduardo	Butler, Brendan		0	1:49
04/07	AT Beloit (GM:2)	TBD	2-3 (7)	L	1-1	Gilbert, Will	Anderson, Brady		803	2:25
04/08	Beloit	05:05 PM	6-7	L	1-2	Tomasovich, Andrew	Hackimer, Tom		3508	2:32
04/09	Beloit	02:05 PM	6-1	W	2-2	Schick, Alex	Bailey, Brandon		1242	2:25
04/10	AT Kane County	06:30 PM	0-2	L	2-3	Atkinson, Ryan	Beeker, Clark	Eveld, Tommy	1312	2:21
04/11	AT Kane County	12:00 PM	6-1	W	3-3	Beardsley, Tyler	Takahashi, Bo	Anderson, Brady	2522	2:32
04/12	AT Kane County	11:00 AM	4-1	W	4-3	Vasquez, Andrew	Burr, Ryan	Davis, Colton	4309	2:42
04/13	Wisconsin	06:35 PM	2-1	W	5-3	Wells, Tyler	Desguin, Jordan	Cordy, Max	1008	2:28
04/14	Wisconsin	06:35 PM	2-3 (10)	L	5-4	Barker, Luke	Robinson, Alex	Brown, Daniel	787	2:31
04/15	Wisconsin	05:05 PM	0-6 (6)	L	5-5	Webb, Braden	Schick, Alex		1227	1:44
04/17	AT Peoria	06:30 PM	8-2	W	6-5	Beeker, Clark	Kilichowski, John		1207	2:34
04/18	AT Peoria	06:30 PM	5-0	W	7-5	Beardsley, Tyler	Dobzanski, Bryan	Hackimer, Tom	1526	2:27
04/19	AT Peoria	11:00 AM	3-15	L	7-6	Hicks, Jordan	Del Rosario, Eduardo		4265	2:55
04/20	Kane County	06:35 PM	3-5	L	7-7	Martinez, Jose	Davis, Colton	Eveld, Tommy	754	2:33
04/21	Kane County	06:35 PM	4-3 (12)	W	8-7	Hackimer, Tom	Martinez, Jose		1178	3:31
04/22	Kane County	05:05 PM	3-4	L	8-8	Eveld, Tommy	Cordy, Max		1711	3:01
04/23	Kane County	02:05 PM	11-2	W	9-8	Beeker, Clark	Takahashi, Bo		2048	2:45
04/24	Burlington	06:35 PM	0-8	L	9-9	Pastrone, Sam	Beardsley, Tyler	Herrin, Travis	820	2:46
04/25	Burlington	06:35 PM	2-1	W	10-9	Del Rosario, Eduardo	Bates, Nathan	Hackimer, Tom	832	2:19
04/26	Burlington	06:35 PM	6-1	W	11-9	Wells, Tyler	Gatto, Joe		586	2:22
04/27	AT Peoria	06:30 PM	5-3 (12)	W	12-9	Robinson, Alex	Arias, Estarlin	Grogan, Quin	1365	3:42
04/28	AT Peoria	06:30 PM	2-5	L	12-10	Farinaro, Steven	Carlini, Domenick	Carter, Eric	1479	2:51
04/29	AT Peoria	Postponed: Rain... Rescheduled for 04/30								
04/30	AT Peoria (GM:1)	12:00 PM	1-0 (5)	W	13-10	Beeker, Clark	Kilichowski, John		1758	1:10
04/30	AT Peoria (GM:2)	Postponed: Rain... Rescheduled for 05/15								
05/02	Lake County	06:35 PM	7-3	W	14-10	Lujan, Hector	Tully, Tanner		719	2:42
05/03	Lake County	06:35 PM	6-3	W	15-10	Beardsley, Tyler	Miniard, Micah	Cordy, Max	672	2:22
05/04	Lake County	06:35 PM	3-4 (11)	L	15-11	Ryan, Ryder	Lombana, Logan	Siri, Dalbert	1407	3:27
05/05	Fort Wayne	06:35 PM	12-4	W	16-11	Poppen, Sean	Smith, Austin		2937	2:49
05/06	Fort Wayne	06:35 PM	3-4	L	16-12	Headean, Will	Carlini, Domenick	Bednar, David	3227	2:38
05/07	Fort Wayne	02:05 PM	4-1	W	17-12	Beeker, Clark	Rodriguez, Hansel	Cordy, Max	2646	2:41
05/08	AT Dayton	07:00 PM	1-4	L	17-13	Santillan, Tony	Del Rosario, Eduardo	Cox, Andy	7416	2:26
05/09	AT Dayton	07:00 PM	3-5	L	17-14	Moss, Scott	Beardsley, Tyler	Kuhnel, Joel	8521	2:22
05/10	AT Dayton	07:00 PM	6-5 (10)	W	18-14	Davis, Colton	Riehl, Patrick	Hackimer, Tom	8593	3:19
05/11	AT Bowling Green	06:35 PM	0-10	L	18-15	Ott, Travis	Poppen, Sean		1081	2:35
05/12	AT Bowling Green	06:35 PM	7-3	W	19-15	Carlini, Domenick	Bayer, Peter	Hackimer, Tom	3951	3:10
05/13	AT Bowling Green	06:35 PM	7-5	W	20-15	Beeker, Clark	Navas, Adrian	Lujan, Hector	4071	2:50
05/15	Peoria (GM:1)	05:30 PM	8-12 (7)	L	20-16	Carter, Eric	Lombana, Logan		0	2:23
05/15	Peoria (GM:2)	TBD	2-0 (7)	W	21-16	Davis, Colton	O'Reilly, Mike	Hackimer, Tom	1052	1:52
05/16	Peoria	06:35 PM	7-6	W	22-16	Lujan, Hector	Oxnevad, Ian		1083	2:47
05/17	Peoria	12:05 PM	7-4	W	23-16	Poppen, Sean	Farinaro, Steven	Robinson, Alex	2042	2:39
05/18	AT Wisconsin	06:35 PM	6-3	W	24-16	Carlini, Domenick	Webb, Braden		1638	3:12
05/19	AT Wisconsin	06:35 PM	2-9	L	24-17	Supak, Trey	Beeker, Clark	Berberet, Parker	4763	2:27
05/20	AT Wisconsin	06:35 PM	4-2	W	25-17	Del Rosario, Eduardo	Burkhalter, David	Hackimer, Tom	4104	2:21
05/21	AT Wisconsin	01:05 PM	7-12	L	25-18	Brown, Zack	Beardsley, Tyler		4752	3:02
05/22	Clinton	06:35 PM	6-3 (12)	W	26-18	Hackimer, Tom	Koval, Michael		1004	3:21
05/23	Clinton	06:35 PM	1-7	L	26-19	Garcia, Danny	Carlini, Domenick		1129	2:38
05/24	Clinton	12:05 PM	2-3	L	26-20	Gorgas, Marvin	Robinson, Alex		2567	2:36
05/25	Clinton	06:35 PM	9-2	W	27-20	Del Rosario, Eduardo	Dominguez, Ronald		1945	2:32
05/26	AT Kane County	06:30 PM	1-2	L	27-21	McWilliams, Sam	Cordy, Max	Burr, Ryan	4278	2:35
05/27	AT Kane County	06:30 PM	6-0	W	28-21	Poppen, Sean	Lemieux, Mack		6879	2:52
05/28	AT Kane County	06:30 PM	5-2 (10)	W	29-21	Hackimer, Tom	Ginkel, Kevin		6317	3:28
05/29	AT Kane County	01:00 PM	2-3	L	29-22	Mark, Tyler	McGuff, Patrick	Burr, Ryan	5577	2:36
05/30	Quad Cities	06:35 PM	2-8	L	29-23	Sanabria, Carlos	Del Rosario, Eduardo		1320	2:52
05/31	Quad Cities	06:35 PM	3-0	W	30-23	Davis, Colton	Ramirez, Yohan	Lujan, Hector	2180	2:50
06/01	Quad Cities	06:35 PM	11-1	W	31-23	Poppen, Sean	Hunt, Dustin		3306	3:07
06/02	AT Burlington	06:30 PM	3-0	W	32-23	Carlini, Domenick	Bertness, Nate	Lujan, Hector	761	2:49
06/03	AT Burlington	06:30 PM	3-4 (10)	L	32-24	Glenn, Ronnie	Robinson, Alex		1315	2:47
06/04	AT Burlington	02:00 PM	11-6	W	33-24	Del Rosario, Eduardo	Pastrone, Sam		762	3:36
06/06	AT Clinton	06:30 PM	7-2	W	34-24	Wells, Tyler	Wells, Nick		904	2:38
06/07	AT Clinton	06:30 PM	6-9	L	34-25	Ratliff, Lane	Robinson, Alex		1110	2:55
06/08	AT Clinton	06:30 PM	1-4	L	34-26	Dugger, Robert	Carlini, Domenick	Anderson, Jack	1428	2:23
06/09	Burlington	06:35 PM	15-5	W	35-26	Beeker, Clark	Vinson, Andrew		3540	3:08
06/10	Burlington	06:35 PM	5-3	W	36-26	Del Rosario, Eduardo	Barkell, Ty	Lujan, Hector	3124	2:34
06/11	Burlington	02:05 PM	1-4	L	36-27	Gatto, Joe	Sanders, Evan	Isaac, Sean	2080	2:36
06/12	Burlington	12:05 PM	0-1	L	36-28	Manoah, Erik	Wells, Tyler	Smith, Blake	2506	2:49
06/13	AT Quad Cities	06:35 PM	10-5	W	37-28	Poppen, Sean	LaRue, Carson	Lujan, Hector	1722	3:29
06/14	AT Quad Cities	06:35 PM	1-7	L	37-29	Perez, Cionel	Carlini, Domenick		4962	2:57
06/15	AT Quad Cities	06:35 PM	4-5	L	37-30	Pinales, Erasmo	Robinson, Alex		4055	3:13
06/16	Clinton	06:35 PM	4-5	L	37-31	Koval, Michael	Mason, Ryan	Wilcox, Kyle	2696	2:48
06/17	Clinton	06:35 PM	2-1	W	38-31	Wells, Tyler	Anderson, Jack	Lujan, Hector	3896	2:21
06/18	Clinton	02:05 PM	16-3	W	39-31	Robinson, Alex	Garcia, Danny		3926	2:57



2017 SECOND HALF GAME-BY-GAME RESULTS

DATE	OPPONENT	TIME	SCORE	RESULT	RECORD	WINNER	LOSER	SAVE	ATT	TIME
06/20	AT MID East	07:05 PM	5-2	W	1-0	Webb, Braden	Soto, Gregory		5009	2:52
06/22	AT Quad Cities	06:35 PM	4-0	W	40-31	Del Rosario, Eduardo	Whitley, Forrest		3162	2:40
06/23	AT Quad Cities	06:35 PM	6-7	L	40-32	Ramirez, Yohan	Poppen, Sean		5969	3:19
06/24	AT Quad Cities	06:35 PM	2-3	L	40-33	LaRue, Carson	Carlini, Domenick	Hill, Kevin	5862	2:46
06/25	AT Quad Cities	05:15 PM	6-2	W	41-33	Beeker, Clark	Blanco, Ronel		3958	3:06
06/26	Burlington	06:35 PM	2-6	L	41-34	Vinson, Andrew	Wells, Tyler		1669	2:57
06/27	Burlington	06:35 PM	2-6	L	41-35	Suarez, Jose	Davis, Colton	Smith, Blake	2990	2:35
06/28	Burlington	12:05 PM	2-5	L	41-36	Gatto, Joe	Del Rosario, Eduardo	Belton, Greg	3003	2:40
06/29	Burlington	06:35 PM	11-3	W	42-36	Poppen, Sean	Bertness, Nate		2705	2:44
06/30	AT Clinton	06:30 PM	6-2	W	43-36	Mason, Ryan	Dominguez, Ronald		1283	2:34
07/01	AT Clinton	06:30 PM	1-2 (11)	L	43-37	Medina, Jeffeson	McGuff, Patrick		1249	3:07
07/02	AT Clinton	02:00 PM	3-0	W	44-37	Jax, Griffin	Moyers, Steven	Lujan, Hector	1178	2:06
07/03	AT Clinton	06:30 PM	2-0	W	45-37	Marzi, Anthony	Koval, Michael	Lujan, Hector	1001	2:26
07/04	Wisconsin	05:05 PM	1-2	L	45-38	Berberet, Parker	Cordy, Max	Barker, Luke	5504	2:26
07/05	Wisconsin	06:35 PM	3-5	L	45-39	Webb, Braden	Sanders, Evan	Brown, Daniel	1698	2:59
07/06	Wisconsin	06:35 PM	7-6	W	46-39	Davis, Colton	Barker, Luke		1535	3:04
07/07	Peoria	06:35 PM	5-2	W	47-39	Beeker, Clark	Parra, Frederis	Robinson, Alex	2701	2:31
07/08	Peoria	06:35 PM	6-5	W	48-39	Lujan, Hector	Perez, Dewin		4372	2:49
07/09	Peoria	02:05 PM	2-1	W	49-39	Marzi, Anthony	Perez, Juan	Davis, Colton	1801	2:20
07/10	Peoria	12:05 PM	0-3	L	49-40	O'Reilly, Mike	Del Rosario, Eduardo		1877	2:17
07/12	AT West Michigan	07:00 PM	0-2	L	49-41	Idrogo, Eudis	Carlini, Domenick	Jimenez, Eduardo	5173	2:15
07/13	AT West Michigan	07:00 PM	2-3 (10)	L	49-42	Schreiber, John	Lujan, Hector		7222	2:33
07/14	AT West Michigan	07:00 PM	0-3	L	49-43	Soto, Gregory	Beeker, Clark	Jimenez, Eduardo	6523	2:26
07/15	AT South Bend	07:05 PM	0-1	L	49-44	Paulino, Jose	Jax, Griffin	Short, Wyatt	6599	2:11
07/16	AT South Bend	02:05 PM	8-4	W	50-44	Marzi, Anthony	Sands, Carson		5913	3:00
07/17	AT South Bend	01:05 PM	1-2	L	50-45	Rondon, Manuel	Del Rosario, Eduardo	Short, Wyatt	5329	2:36
07/19	Great Lakes	06:35 PM	3-8	L	50-46	Mathewson, Chris	Carlini, Domenick		1874	3:07
07/20	Great Lakes	06:35 PM	0-10	L	50-47	Jimenez, Melvin	Beardsley, Tyler		2560	3:12
07/21	Great Lakes	06:35 PM	7-4	W	51-47	Sanders, Evan	Alexy, A.J.	Lujan, Hector	2207	2:56
07/22	Lansing	06:35 PM	12-4	W	52-47	Jax, Griffin	Ravel, Andy		3375	3:00
07/23	Lansing	02:05 PM	8-5	W	53-47	Beeker, Clark	Weatherly, Kyle		2179	2:58
07/24	Lansing	12:05 PM	1-3	L	53-48	Ellenbest, Mike	Marzi, Anthony	Glaude, Griffin	2324	2:31
07/26	AT Peoria	Postponed: Rain... Rescheduled for 07/27								
07/27	AT Peoria (GM:1)	06:00 PM	1-3 (7)	L	53-49	Parra, Frederis	Beardsley, Tyler		0	1:27
07/27	AT Peoria (GM:2)	TBD	0-4 (7)	L	53-50	Thomson, Colton	Sanders, Evan		3741	2:11
07/28	AT Peoria	07:00 PM	6-3	W	54-50	Carlini, Domenick	Warner, Austin	Lujan, Hector	3790	3:10
07/29	Clinton	06:35 PM	2-0	W	55-50	Beeker, Clark	Wells, Nick		4159	2:09
07/30	Clinton	02:05 PM	3-5	L	55-51	Inman, Ryne	Marzi, Anthony	Mills, Wyatt	2650	2:40
07/31	Clinton	06:35 PM	2-0	W	56-51	McGuff, Patrick	Garcia, Danny	Lujan, Hector	1805	2:20
08/01	Clinton	06:35 PM	8-7 (11)	W	57-51	Cordy, Max	Sears, JP		2290	3:32
08/02	Kane County	06:35 PM	1-9	L	57-52	McWilliams, Sam	Sanders, Evan	Clark, Cody	1452	2:53
08/03	Kane County	06:35 PM	1-6	L	57-53	Lemieux, Mack	Watson, Tyler		2178	2:58
08/04	Kane County	06:35 PM	0-2 (10)	L	57-54	Garcia, Junior	Davis, Colton	Becker, Cal	4627	2:45
08/05	AT Wisconsin	06:35 PM	2-6	L	57-55	Diplan, Nattino	Cordy, Max		5228	2:40
08/06	AT Wisconsin	01:05 PM	4-0	W	58-55	Barnes, Charlie	Pennington, Josh		4844	2:32
08/07	AT Wisconsin	07:05 PM	2-7	L	58-56	Jankins, Thomas	Beardsley, Tyler		1678	3:00
08/08	AT Wisconsin	07:05 PM	3-1	W	59-56	Sammons, Bryan	Anderson, Chase	Lujan, Hector	3967	2:36
08/10	Quad Cities	06:35 PM	6-7	L	59-57	Balaguer, Jesus	Watson, Tyler	Montano, Salvador	2110	3:37
08/11	Quad Cities	06:35 PM	3-0	W	60-57	Beeker, Clark	Ramirez, Yohan	Davis, Colton	2749	3:05
08/12	Quad Cities	06:35 PM	9-1	W	61-57	Marzi, Anthony	Sandoval, Patrick		4002	3:15
08/13	Quad Cities	02:05 PM	7-6	W	62-57	McGuff, Patrick	Montano, Salvador		2958	2:57
08/14	AT Burlington	06:30 PM	1-2	L	62-58	Vinson, Andrew	Beardsley, Tyler	Ryan, Zac	1750	2:52
08/15	AT Burlington	06:30 PM	5-2	W	63-58	Sammons, Bryan	Madero, Luis	Lujan, Hector	1321	2:41
08/16	AT Burlington	06:30 PM	2-7	L	63-59	Barkell, Ty	Watson, Tyler		1298	2:54
08/17	AT Burlington	06:30 PM	8-0	W	64-59	Sanders, Evan	Rodriguez, Chris		1513	2:40
08/18	Beloit	06:35 PM	2-1	W	65-59	Marzi, Anthony	Erwin, Zack	Lujan, Hector	3676	2:33
08/19	Beloit	06:35 PM	1-0	W	66-59	Barnes, Charlie	Martinez, Seth	Lujan, Hector	3839	2:07
08/20	Beloit	02:05 PM	12-2	W	67-59	Beardsley, Tyler	Twomey, Kyle		3715	2:58
08/21	Beloit	12:05 PM	5-4	W	68-59	Wells, Tyler	Altamirano, Xavier	Lujan, Hector	3586	2:35
08/22	AT Kane County	06:30 PM	1-9	L	68-60	Grey, Connor	Sammons, Bryan		2818	2:27
08/23	AT Kane County	06:30 PM	5-3 (10)	W	69-60	Cordy, Max	Simms, Trevor		2793	3:43
08/24	AT Kane County	06:30 PM	6-3	W	70-60	Davis, Colton	Garcia, Junior	Del Rosario, E	4319	3:04
08/25	AT Quad Cities	06:35 PM	6-2	W	71-60	Lombana, Logan	Thompson, Nathan		6656	3:33
08/26	AT Quad Cities	06:35 PM	0-1	L	71-61	Javier, Cristian	Wells, Tyler	Scheetz, Kit	6378	2:25
08/27	AT Quad Cities	01:15 PM	6-9	L	71-62	Montano, Salvador	Beardsley, Tyler	Sanabria, Carlos	3101	3:01
08/28	AT Quad Cities	06:35 PM	4-3 (10)	W	72-62	Davis, Colton	Balaguer, Jesus	Lujan, Hector	2132	3:44
08/30	Burlington	06:35 PM	11-1	W	73-62	Watson, Tyler	Vinson, Andrew		2816	2:49
08/31	Burlington	06:35 PM	9-8 (10)	W	74-62	McGuff, Patrick	Riley, Connor		2559	3:41
09/01	Burlington	06:35 PM	4-5	L	74-63	Suarez, Jose	Barnes, Charlie	Wesely, Jonah	4177	3:00
09/02	AT Beloit	07:00 PM	4-2	W	75-63	Sammons, Bryan	Milburn, Matt	McGuff, Patrick	2840	2:49
09/03	AT Beloit	02:00 PM	2-3	L	75-64	Damron, Ty	Mason, Ryan		1346	2:31
09/04	AT Beloit	02:00 PM	0-3	L	75-65	Martinez, Seth	Beardsley, Tyler	Zambrano, Jesus	1428	2:00



BELOIT SNAPPERS

Ownership: Beloit Professional Baseball Association, Inc.
Affiliation (first year): Oakland Athletics (2013)
Years in Midwest League: 1982-

Media Contact.....Eric Hall

Field Staff

Manager Webster Garrison
Pitching Coach Don Schulze
Hitting Coach Juan Dilone
Athletic Trainer Brian 'Doc' Thorson
Strength Coach Scott Smith

Office address: 2301 Skyline Dr., Beloit, WI 53511
Mailing address: P.O. Box 855, Beloit, WI 53512
Telephone: (608) 362-2272 / Press Box: (608) 362-2078
FAX: (608) 362-0418
E-Mail address: snappy@snappersbaseball.com
Website: www.snappersbaseball.com



Pohlman Field (1982)

Capacity: 3,501
Home Clubhouse: (608) 362-1803
Visitors Clubhouse: (608) 362-1060
Stadium dimensions: LF-325, CF-380, RF-325

Directions: From I-90 take Exit 185A. Turn right at third stoplight (Cranston Rd.) Take Cranston Rd. 1 1/2 miles. From I-43 (I-43 ends in Beloit and becomes Milwaukee Rd.) Turn right on Cranston Rd. and go 1 1/2 miles. Parking is on right side.



Oakland Athletics

Keith Lieppman, Dir. Player Development
Oakland Athletics
7000 Coliseum Way
Oakland, CA 94621
Phone: 510-638-4900

The Road to Oakland

- AAA - Nashville Sounds (Pacific Coast)
- AA - Midland Rock Hounds (Texas)
- A - Stockton Ports (California)
- A - Beloit Snappers (Midwest)
- Short-Season - Vermont Lake Monsters (NYP)
- Rookie - AZL Athletics (Arizona)

Beloit Snappers 2017 Team Stats

Copyright 2017 by Major League Baseball Advanced Media.

Beloit Snappers Individual Statistics As of: 09/04/2017 09:20 PM GMT

W-L Record: 65-73

Choose a highlighted category to sort. NOTE: Rate stats do not use qualifiers.

BATTERS	AVG	G	AB	R	H	2B	3B	HR	RBI	TB	BB	IBB	SO	SB	CS	OBP	SLG	OPS	SF	SAC	HBP	GI --GAMES BY POSITION--										
																						DP	1B	2B	3B	SS	OF	C	E			
* Barrera, Luis	.277	73	278	41	77	13	7	3	22	113	16	0	61	13	7	.320	.406	.726	3	1	3	7	0	0	0	0	70	0	2			
Diaz, Edwin	.255	89	302	49	77	12	3	10	45	125	43	0	91	0	0	.350	.414	.763	2	2	2	4	0	0	29	56	0	0	13			
Goldstein, Jason	.203	72	241	23	49	9	0	3	21	67	21	1	42	0	0	.275	.278	.553	3	1	4	5	0	0	0	0	0	65	3			
* Gruber, Cole	.182	18	55	7	10	3	0	0	2	13	9	0	22	2	0	.308	.236	.544	0	1	1	1	0	0	0	0	17	0	3			
* Loehr, Trace	.267	94	363	47	97	10	8	3	36	132	19	0	63	10	6	.302	.364	.666	2	7	0	6	0	27	53	6	0	0	14			
Lopez, Jesus	.280	38	132	15	37	6	1	2	13	51	8	0	19	4	1	.324	.386	.710	1	2	1	4	0	25	8	2	0	0	6			
# Marinez, Eric	.278	114	410	40	114	18	3	3	30	147	39	1	86	6	2	.341	.359	.699	2	4	1	14	0	0	36	76	0	0	28			
Martin, Mike	.300	73	263	46	79	16	1	1	27	100	22	0	41	24	4	.362	.380	.742	3	3	5	7	0	0	0	0	70	0	0			
Mercedes, Miguel	.230	119	452	46	104	26	0	16	59	178	31	0	126	0	2	.286	.394	.680	4	0	6	10	84	0	0	0	0	0	15			
* Mondou, Nate	.296	66	247	31	73	16	3	0	32	95	31	2	43	8	3	.371	.385	.755	6	2	2	6	0	58	4	0	0	0	10			
Nowlin, Kyle	.248	123	416	52	103	28	0	11	66	164	69	0	133	2	2	.357	.394	.751	2	0	3	14	42	0	0	0	1	0	5			
Persico, Luke	.260	117	446	61	116	25	4	5	64	164	46	1	80	7	4	.327	.368	.695	7	1	2	11	23	0	0	0	102	0	8			
Rodriguez, J.C.	.244	62	193	22	47	13	0	4	21	72	28	0	33	0	1	.348	.373	.721	2	2	4	7	0	10	12	0	40	0	7			
Shelby, JaVon	.198	114	374	40	74	14	0	8	39	112	41	1	164	7	8	.283	.299	.582	2	1	4	8	0	0	0	0	113	0	8			
Theroux, Collin	.147	84	273	34	40	11	0	13	30	90	38	0	143	1	0	.251	.330	.580	0	0	0	4	0	0	0	0	0	76	9			
# Vidales, Josh	.256	45	160	26	41	4	2	2	17	55	21	0	21	3	4	.346	.344	.690	0	2	1	2	0	23	2	0	19	0	3			
Team Total	.247	138	4605	580	1138	224	32	84	524	1678	482	6	1168	87	44	.321	.364	.686	39	29	39	110								148		

PITCHERS	W	L	ERA	G	GS	CG	SHO	SV	SVO	IP	H	R	ER	HR	HB	BB	IBB	SO	BK	WP	GO/AO	DP	WHIP	AVG	AB	TBF	SF	GF	HLD
Alejo, Yordys	4	3	4.56	32	0	0	0	4	5	49.1	60	29	25	6	4	19	5	40	0	0	1.27	5	1.60	.305	197	223	2	24	1
Altamirano, Xavier	8	6	3.59	31	14	0	0	2	2	117.2	106	53	47	8	6	31	1	95	0	5	0.68	9	1.16	.245	433	478	6	7	0
Bailey, Brandon	1	1	2.68	15	11	0	0	0	0	57.0	40	17	17	4	3	21	0	73	1	3	0.69	4	1.07	.199	201	225	0	1	1
Biegalski, Boomer	0	0	3.38	2	2	0	0	0	0	8.0	7	4	3	1	1	2	0	6	0	1	0.78	0	1.13	.241	29	32	0	0	0
Bowers, Heath	5	0	2.22	32	0	0	0	4	5	81.0	66	26	20	1	10	42	1	53	3	8	1.41	11	1.33	.228	290	347	2	13	4
Butler, Brendan	2	3	2.32	12	9	0	0	0	0	54.1	42	22	14	1	8	13	0	64	1	2	1.28	3	1.01	.208	202	225	2	2	0
Camacho, Joseph	3	3	2.75	18	1	0	0	1	2	39.1	38	15	12	1	1	8	0	34	0	0	1.00	3	1.17	.248	153	163	0	6	2
Chalmers, Dakota	2	2	4.34	10	5	0	0	0	0	29.0	15	14	14	1	5	29	0	47	1	8	0.84	2	1.52	.155	97	131	0	0	0
* Damron, Ty	5	5	4.53	18	5	0	0	2	4	45.2	58	27	23	1	4	22	1	47	0	6	0.83	2	1.75	.314	185	215	3	8	0
* Erwin, Zack	6	4	2.08	19	19	0	0	0	0	95.1	74	30	22	4	1	29	0	91	0	3	1.37	6	1.08	.213	347	382	1	0	0
* Gilbert, Will	2	0	1.04	6	0	0	0	1	8	2	7	2	1	0	0	1	0	6	0	1	8.00	1	0.92	.233	30	32	0	2	0
Gorman, John	1	0	0.93	13	0	0	0	2	2	19.1	8	2	2	1	0	1	0	24	0	2	1.27	1	0.47	.121	66	67	0	11	2
* Gruber, Cole	0	0	0.00	2	0	0	0	0	0	3.0	5	0	0	0	0	0	0	2	0	0	1.50	1	1.67	.417	12	12	0	1	0
Highberger, Nick	1	1	6.60	10	0	0	0	1	1	15.0	21	16	11	2	1	4	0	10	1	0	2.50	0	1.67	.318	66	71	0	5	1
* Hurtado, Jhenderson	0	1	6.75	1	0	0	0	0	0	2.2	4	2	2	0	1	2	0	2	0	0	5.00	0	2.25	.333	12	15	0	0	0
Jordan, Mitchell	2	10	5.78	25	7	0	0	1	2	76.1	97	52	49	12	1	31	1	66	0	7	0.47	6	1.68	.317	306	345	4	6	1
Marinez, Eric	0	0	0.00	1	0	0	0	0	0	0.1	0	0	0	0	0	0	0	1	0	0	0	0	0.00	.000	1	1	0	1	0
Martinez, Seth	5	10	3.49	20	10	0	0	1	1	95.1	90	46	37	9	5	19	0	73	0	1	0.90	6	1.14	.248	363	394	4	4	0
Mendoza, Abdiel	0	0	15.43	1	1	0	0	0	0	2.1	3	4	4	1	0	3	0	2	0	0	0.67	0	2.57	.333	9	13	1	0	0
Milburn, Matt	7	11	4.34	28	22	0	0	0	1	141.0	153	73	68	7	6	32	1	136	1	14	1.34	13	1.31	.281	545	591	3	1	0
Murray, Michael	0	1	2.54	8	4	0	0	0	0	28.1	30	15	8	3	2	8	0	27	0	1	1.19	4	1.34	.263	114	124	0	1	0
Nowlin, Kyle	0	1	0.00	3	0	0	0	1	1	2.1	2	1	0	0	1	0	0	0	0	0	0.17	0	0.86	.222	9	10	0	3	0
Romero, Miguel	0	0	2.25	3	3	0	0	0	0	8.0	6	2	2	0	1	2	0	7	0	0	1.43	0	1.00	.200	30	33	0	0	0
* Sawyer, Dalton	4	3	2.25	12	8	1	0	1	1	56.0	34	15	14	3	2	21	0	64	3	2	1.26	8	0.98	.178	191	216	1	2	0
Sheehan, Sam	3	2	2.21	29	0	0	0	6	6	40.2	26	14	10	3	3	27	2	54	0	3	1.67	3	1.30	.181	144	174	0	23	0
* Tomasovich, Andrew	1	0	0.00	6	0	0	0	0	0	9.0	4	0	0	0	0	0	0	13	0	1	1.50	0	0.44	.125	32	32	0	5	0
* Twomey, Kyle	2	4	4.12	15	14	0	0	0	0	67.2	81	40	31	5	1	20	0	60	0	5	0.97	4	1.49	.292	277	300	2	1	0
Zambrano, Jesus	1	2	6.06	27	3	0	0	4	5	65.1	68	46	44	5	6	29	1	58	2	9	0.90	5	1.48	.271	251	292	4	10	2
Team Total	65	73	3.55	138	138	1	12	30	39	1218.0	1145	567	480	79	73	416	13	1155	13	82	1.38	97	1.28	.249	4592	5143	35	137	14

KEY: * - left-handed hitter/pitcher, # - switch hitter



BOWLING GREEN HOT RODS

Ownership: DSF Sports
Affiliation (first year): Tampa Bay Rays (2009)
Years in Midwest League: 2010-

Media Contact.....Paul Taylor

Field Staff

Manager Craig Albernaz
Pitching Coach Brian Reith
Hitting Coach Manny Castillo
Coach Jeremy Owens
Athletic Trainer Brian Newman

Office address: 300 E. 8th Avenue, Bowling Green KY 42104
Mailing address: P.O. Box 929, Bowling Green, KY 42102
Telephone: (270) 901-2121
Press Box: (270) 846-2815
FAX: (270) 901-2165
E-Mail address: fun@bghotrods.com
Website: www.bghotrods.com



Bowling Green Ballpark (2009)

Capacity: 4,559
Home Clubhouse: N/A
Visitors Clubhouse: N/A
Stadium dimensions: LF-318, CF-400, RF-326

Directions: From I-65, merge onto KY-446 W via exit 28 toward US 31W/Bowling Green. Take the US 31W South ramp toward Bowling Green. Merge onto US 68 W/KY 80 W. Turn left onto E. 8th Avenue.



Tampa Bay Rays

Mitch Lukevics
Director of Minor League Operations
Tropicana Dome - One Tropicana Drive
St. Petersburg FL 33705
Phone: (727) 825-3275
Fax: (727) 825-3493

The Road to Tampa Bay

- AAA - Durham Bulls (International)
- AA - Montgomery Biscuits (Southern)
- A - Charlotte Stone Crabs (Florida State)
- A - Bowling Green Hot Rods (Midwest)
- Short-Season - Hudson Valley Renegades (NY-Penn)
- Rookie - Princeton Rays (Appalachian)
- Rookie - Gulf Coast League Rays (GCL)

BOWLING GREEN 2017 TEAM STATS

Copyright 2017 by Major League Baseball Advanced Media.

Bowling Green Hot Rods Individual Statistics As of: 09/05/2017 12:40 AM EDT

W-L Record: 72-65

Choose a highlighted category to sort. NOTE: Rate stats do not use qualifiers.

		GI																			--GAMES BY POSITION--										
BATTERS		AVG	G	AB	R	H	2B	3B	HR	RBI	TB	BB	IBB	SO	SB	CS	OBP	SLG	OPS	SF	SAC	HBP	DP	1B	2B	3B	SS	OF	C	E	
	Brosseau, Michael	.318	80	302	50	96	21	2	6	32	139	26	0	48	5	7	.393	.460	.853	1	3	12	9	13	30	31	4	0	0	5	
*	Cabrera, Eleardo	.247	80	279	28	69	11	5	1	24	93	21	0	81	4	7	.328	.333	.661	3	5	14	8	0	0	0	0	77	0	3	
	De La Calle, Daniel	.239	20	67	9	16	5	0	1	13	24	3	0	21	0	0	.274	.358	.632	2	0	1	1	0	0	0	0	19	7		
#	Fox, Lucius	.278	77	302	45	84	13	3	2	27	109	33	0	80	27	10	.362	.361	.722	1	2	7	9	0	0	0	71	0	13		
	Gustave, Emilio	.238	31	105	13	25	3	0	5	19	43	8	0	32	5	3	.296	.410	.705	1	1	1	2	0	0	0	0	29	0	2	
	Haley, Jim	.320	27	100	9	32	6	0	1	14	41	4	0	17	2	0	.349	.410	.759	3	0	2	1	5	9	12	1	1	0	4	
#	Heim, Jonah	.268	77	291	45	78	17	1	9	53	124	27	0	57	0	1	.327	.426	.753	3	0	0	4	0	0	0	0	61	7		
*	Lowe, Josh	.268	118	456	60	122	26	2	8	55	176	42	0	144	22	8	.326	.386	.712	5	4	0	5	0	0	0	0	112	0	5	
*	Lowe, Nathaniel	.293	63	229	34	67	13	0	5	35	95	36	0	53	0	1	.387	.415	.801	3	0	1	3	49	0	0	0	0	0	1	
*	Mastrobuoni, Miles	.264	104	379	61	100	17	3	3	39	132	51	1	66	18	7	.346	.348	.695	6	3	0	6	0	63	1	40	0	8		
*	Melley, Bobby	.252	47	159	22	40	6	0	3	23	55	22	0	33	0	0	.344	.346	.690	3	0	2	4	40	0	0	0	0	0	1	
	Pinto, Rene	.283	70	269	30	76	16	2	2	36	102	17	0	41	1	0	.328	.379	.707	4	0	3	9	0	0	0	0	0	54	7	
#	Rengifo, Luis	.250	23	96	14	24	3	1	1	8	32	8	0	17	5	3	.308	.333	.641	0	0	0	0	0	0	0	23	0	0	2	
T #	Rengifo, Luis	.250	125	496	79	124	27	5	12	52	197	41	0	97	34	17	.316	.397	.713	3	6	8	8	0	25	21	54	23	0	21	
*	Roach, Joey	.111	5	18	1	2	1	0	0	0	3	0	0	1	0	0	.111	.167	.278	0	0	0	0	0	0	0	0	0	0	5	0
	Rondon, Adrian	.221	107	394	53	87	12	2	9	48	130	33	0	129	4	2	.286	.330	.616	5	1	5	11	0	0	90	0	0	0	15	
*	Sanchez, Jesus	.305	117	475	81	145	29	4	15	82	227	32	2	91	7	2	.348	.478	.826	4	0	1	12	0	0	0	0	98	0	4	
	Tenerowicz, Robbie	.295	94	349	43	103	25	3	11	37	167	32	0	67	4	3	.367	.479	.845	1	0	8	6	33	36	4	0	1	0	12	
	Whitley, Garrett	.249	104	358	65	89	18	4	13	61	154	57	0	122	21	4	.362	.430	.792	1	3	7	4	0	0	0	0	95	0	3	
	Team Total	.271	137	4628	663	1255	242	32	95	606	1846	453	3	1100	125	58	.341	.399	.740	46	22	64	94							112	
PITCHERS		W	L	ERA	G	GS	CG	SHO	SV	SVO	IP	H	R	ER	HR	HB	BB	IBB	SO	BK	WP	GO/AO	DP	WHIP	AVG	AB	TBF	SF	GF	HLD	
	Baye, Peter	2	3	4.84	25	4	0	0	1	1	67.0	57	37	36	5	4	48	0	95	0	6	0.58	3	1.57	.229	249	302	0	4	1	
	Brosseau, Michael	0	0	0.00	2	0	0	0	0	0	2.0	0	0	0	0	0	1	0	1	0	0	0.67	0	0.50	.000	6	7	0	2	0	
*	Burke, Brock	6	0	1.10	10	10	0	0	0	0	57.1	37	9	7	0	0	20	0	59	0	3	0.51	2	0.99	.181	204	225	0	0	0	
	Busfield, J.D.	5	8	3.38	22	19	1	0	0	0	109.1	111	54	41	12	5	20	1	76	0	5	0.99	9	1.20	.268	414	445	5	2	0	
	Clark, Ethan	3	2	3.11	12	9	0	0	0	0	55.0	37	22	19	2	3	18	0	50	0	6	0.79	4	1.00	.196	189	212	2	0	0	
*	Clayton, Porter	1	1	6.23	8	0	0	0	1	1	17.1	24	13	12	0	0	7	1	8	0	1	1.11	4	1.79	.343	70	79	2	5	1	
	Jones, Spencer	0	3	2.72	18	0	0	0	4	4	36.1	38	14	11	0	1	13	0	44	0	1	0.97	1	1.40	.260	146	161	0	13	0	
*	Long, Sam	0	0	1.08	6	0	0	0	0	0	8.1	7	2	1	0	0	10	0	7	0	4	2.17	1	2.04	.212	33	43	0	2	1	
*	Maisio, Greg	1	0	5.64	15	2	0	0	2	3	30.1	36	22	19	4	3	14	1	22	0	5	1.41	4	1.65	.293	123	140	0	7	0	
	Mastrobuoni, Miles	0	0	0.00	1	0	0	0	0	0	2.0	1	0	0	0	0	1	0	1	0	0	0.25	0	1.00	.143	7	8	0	1	0	
	McAfee, Brian	0	3	2.79	11	0	0	0	1	4	19.1	20	7	6	1	0	8	2	11	0	1	2.75	2	1.45	.267	75	84	0	6	1	
	McKinley, Jayson	4	1	4.38	18	0	0	0	1	2	39.0	36	20	19	3	1	16	0	39	0	3	1.15	3	1.33	.243	148	165	0	4	1	
	Melley, Bobby	0	0	0.00	2	0	0	0	0	0	1.1	0	0	0	0	0	2	0	0	0	0	1.00	0	1.50	.000	4	6	0	2	0	
	Mendez, Deivy	2	5	5.53	34	0	0	0	2	4	55.1	48	36	34	6	2	44	2	84	1	12	0.90	2	1.66	.232	207	254	1	17	3	
*	Moats, Dalton	0	0	1.21	12	0	0	0	2	2	22.1	14	3	3	1	0	2	0	27	0	1	0.91	1	0.72	.169	83	85	0	7	1	
	Moran, Spencer	1	2	3.70	21	7	0	0	1	1	58.1	62	28	24	2	0	31	0	43	0	5	0.70	4	1.59	.273	227	260	2	4	0	
	Navas, Adrian	12	9	4.73	24	22	0	0	0	1	125.2	117	70	66	18	9	46	1	123	1	8	0.79	6	1.30	.248	472	533	4	0	0	
	Ortiz, Willy	8	3	3.06	16	16	0	0	0	0	85.1	78	32	29	4	2	35	0	63	1	9	0.90	8	1.32	.246	317	355	1	0	0	
*	Ott, Travis	4	2	2.09	7	7	0	0	0	0	38.2	30	12	9	1	2	17	0	38	0	0	0.54	3	1.22	.219	137	159	1	0	0	
	Pike, Chris	4	5	5.17	13	13	0	0	0	0	71.1	76	47	41	10	6	30	0	43	2	10	0.71	1	1.49	.285	267	307	3	0	0	
	Ramirez, Roel	1	0	3.00	2	0	0	0	1	1	6.0	5	2	2	1	0	3	1	7	0	1	0.25	0	1.33	.227	22	25	0	1	0	
	Ramos, Reimin	4	2	2.61	28	0	0	0	6	7	58.2	43	19	17	3	1	25	1	49	1	5	0.95	8	1.16	.210	205	237	4	20	2	
	Romero, Orlando	1	4	4.14	24	0	0	0	7	8	41.1	35	24	19	3	1	24	1	48	0	4	1.21	1	1.43	.224	156	183	1	20	1	
*	Rosenberg, Kenny	7	7	4.28	24	20	0	0	1	1	113.2	118	62	54	15	4	40	1	133	1	9	0.85	6	1.39	.270	437	487	2	2	1	
	Serrapica, Joe	2	1	2.61	15	0	0	0	4	5	20.2	18	7	6	5	0	7	0	21	0	2	1.18	2	1.21	.240	75	83	0	12	1	
	Tenerowicz, Robbie	0	0	13.50	1	0	0	0	0	0	1.1	1	2	2	0	0	2	0	0	0	0	0.00	0	2.25	.250	4	7	1	1	0	
	Torres, Elias	1	2	6.06	11	0	0	0	1	3	16.1	13	11	11	0	3	10	0	20	0	3	1.50	0	1.41	.213	61	76	0	4	0	
	Yopez, Angel	2	1	1.72	5	5	0	0	0	0	15.2	15	4	3	1	1	2	0	12	0	0	2.33	4	1.09	.263	57	60	0	0	0	
	York, Mikey	1	1	1.06	3	3	0	0	0	0	17.0	7	2	2	1	0	3	0	16	0	0	1.06	0	0.59	.127	55	59	0	0	0	
	Team Total	72	65	3.72	137	137	1	15	35	48	1192.1	1084	561	493	98	48	499	12	1140	7	104	1.14	79	1.33	.244	4450	5047	29	136	14	

KEY: * - lefthanded hitter/pitcher, # - switch hitter



BURLINGTON BEES

Ownership: Burlington Baseball Association, Inc
Affiliation (first year): LA Angels of Anaheim (2013)
Years in Midwest League: 1962-

Media Contact.....Wes Holtkamp

Field Staff

Manager Jack Howell
Pitching Coach Jonathan Van Eaton
Hitting Coach Matt Spring
Defensive Coach Cole Garner
Athletic Trainer Richard Gill
Strength & Conditioning Coach Omar Porras


Office address: 2712 Mount Pleasant Street, Burlington IA 52601
Mailing address: P.O. Box 824, Burlington, IA 52601
Telephone: (319) 754-5705
Press Box: (319) 754-5705
FAX: (319) 754-5882
E-Mail address: staff@gobees.com
Website: www.gobees.com



Community Field (1947, 1973, 2005)

Capacity: 3,200
Home Clubhouse: (319) 754-5886
Visitors Clubhouse: (319) 752-5208
Stadium dimensions: LF-338, CF-403, RF-318

Directions: From US Highway 34, take US Highway 61
North to Mt. Pleasant Street, turn east 1/8 mile.



LA Angels of Anaheim

Mike Gallego, Dir. Player Development
Los Angeles Angels of Anaheim
2000 Gene Autry Way
Anaheim, CA 92806
Phone: 888-796-4256

The Road to Anaheim

- AAA - Salt Lake Bees (Pacific Coast)
- AA - Mobile Bay Bears (Southern)
- A - Inland Empire 66'ers (California)
- A - Burlington Bees (Midwest)
- Short-Season - Orem Owlz (Pioneer)
- Rookie - AZL Angels (Arizona)

BURLINGTON BEES 2017 TEAM STATS

Copyright 2017 by Major League Baseball Advanced Media.

Burlington Bees Individual Statistics As of: 09/08/2017 11:27 AM EDT

W-L Record: 60-79

Choose a highlighted category to sort. NOTE: Rate stats do not use qualifiers.

BATTERS	AVG	G	AB	R	H	2B	3B	HR	RBI	TB	BB	IBB	SO	SB	CS	OBP	SLG	OPS	SF	SAC	HBP	GAMES BY POSITION—											
																						DP	1B	2B	3B	SS	OF	C	E				
Almao, Angel	.176	22	68	6	12	3	0	0	6	15	10	0	21	0	2	.282	.221	.503	0	1	0	0	0	6	11	3	0	0	6				
Baldoquin, Roberto	.253	52	178	19	45	8	1	4	12	67	12	0	42	6	4	.307	.376	.684	0	4	2	6	0	5	0	45	0	0	9				
* Fecteau, Richard	.315	58	222	29	70	11	2	8	44	109	15	2	31	2	2	.367	.491	.858	3	1	5	5	14	2	35	0	0	0	8				
Grieshaber, Keith	.274	36	135	22	37	13	0	2	9	56	13	0	22	12	6	.380	.415	.795	0	0	10	3	0	0	30	6	0	0	10				
Gurwitz, Zane	.192	8	26	2	5	0	0	0	1	5	0	0	5	0	1	.222	.192	.415	0	0	1	0	0	6	0	0	0	0	1				
Jenkins, Derek	.288	52	184	15	53	3	1	0	11	58	17	0	43	13	4	.358	.315	.673	0	4	3	2	0	0	0	0	49	0	1				
Jones, Jahmai	.272	86	346	54	94	18	4	9	30	147	32	1	63	18	7	.338	.425	.763	1	5	3	7	0	0	0	0	81	0	3				
Kadkhodaian, Artemis	.228	44	158	17	36	5	0	3	14	50	14	0	37	8	1	.307	.316	.624	2	0	5	5	0	26	1	11	0	0	7				
Kerr, Stephen	.263	22	80	10	21	5	0	1	11	29	5	0	15	1	0	.314	.363	.676	0	1	1	0	6	5	10	1	0	0	5				
Kruger, Jack	.232	69	267	34	62	13	2	4	23	91	21	0	54	2	1	.296	.341	.637	2	2	4	11	0	0	0	0	0	63	6				
Leon, Julian	.304	44	161	21	49	14	0	5	23	78	17	0	41	0	0	.386	.484	.870	1	0	5	4	0	0	0	0	0	37	9				
* Lund, Brennan	.306	46	173	25	53	7	4	2	18	74	24	1	26	14	3	.400	.428	.828	0	1	3	3	0	0	0	0	45	0	2				
McCann, Matt	.211	6	19	3	4	0	0	0	1	4	5	0	7	0	3	.400	.211	.611	0	0	1	0	0	1	3	1	0	0	0				
* McDonnell, Sam	.247	104	369	41	91	13	5	6	42	132	44	1	84	8	4	.329	.358	.687	3	0	3	1	0	0	0	0	78	0	5				
* Merrigan, Josh	.197	20	61	5	12	4	2	0	9	20	7	0	20	0	0	.279	.328	.607	0	1	0	4	0	0	0	0	15	0	1				
* Montgomery, Troy	.256	15	43	6	11	1	1	2	4	20	12	1	4	2	1	.418	.465	.883	0	1	0	0	0	0	0	0	15	0	1				
Moreno, Juan	.164	93	299	27	49	8	0	1	21	60	21	0	65	5	5	.221	.201	.422	4	7	2	9	0	15	25	52	0	0	18				
Morgan, Brennan	.230	106	391	36	90	18	2	4	50	124	36	0	83	2	2	.310	.317	.627	2	0	10	14	96	0	0	0	0	0	12				
# Navarro, Franklin	.257	22	70	9	18	5	0	0	9	23	6	0	15	0	0	.316	.329	.644	0	1	0	4	0	0	0	0	0	22	0				
# Rivas, Leonardo	.267	26	90	24	24	5	0	0	7	29	20	0	22	8	1	.412	.322	.735	1	2	3	1	0	4	0	21	0	0	6				
Sanchez, Jeyson	.153	48	157	11	24	5	0	2	10	35	21	0	36	3	1	.269	.223	.492	0	0	4	5	23	0	16	0	0	2	8				
Sandoval, Brandon	.323	24	96	12	31	3	2	0	8	38	4	0	16	5	3	.350	.396	.746	0	1	0	3	0	0	0	0	21	0	0				
Sanjur, Mario	.149	22	74	3	11	2	0	0	7	13	5	0	18	0	0	.213	.176	.388	0	0	1	3	0	0	0	0	0	20	3				
Schuknecht, John	.171	96	346	40	59	12	1	10	37	103	32	0	119	3	3	.257	.298	.555	2	0	9	3	0	0	0	0	78	0	3				
Serena, Jordan	.091	13	44	2	4	1	0	1	5	8	1	0	15	0	1	.149	.182	.331	0	0	2	1	0	2	9	0	0	0	0				
* Todd, Jonah	.257	44	175	20	45	7	0	0	17	52	17	0	40	0	4	.330	.297	.627	0	4	2	4	0	0	0	0	38	0	1				
Zimmerman, Jordan	.270	85	326	43	88	13	6	5	43	128	27	1	79	8	4	.325	.393	.718	3	2	1	5	0	69	0	0	0	0	8				
Team Total	.241	139	4559	536	1098	197	33	69	472	1568	439	7	1024	120	63	.317	.344	.661	24	38	80	103							158				

PITCHERS	W	L	ERA	G	GS	CG	SHO	SV	SVO	IP	H	R	ER	HR	HB	BB	IBB	SO	BK	WP	GO/AO	DP	WHIP	AVG	AB	TBF	SF	GF	HLD
Barkell, Ty	2	6	5.25	22	0	0	0	1	6	48.0	55	30	28	4	4	20	0	39	0	2	0.71	8	1.56	.299	184	212	3	5	1
Bates, Nathan	0	1	2.03	8	0	0	0	1	1	13.1	9	4	3	0	0	6	1	18	0	3	2.67	0	1.13	.188	48	55	1	4	2
Belton, Greg	1	2	4.55	17	0	0	0	3	5	29.2	33	15	15	3	0	7	0	43	0	3	0.86	1	1.35	.284	116	124	1	13	0
* Bertness, Nate	5	9	5.15	21	19	0	0	0	0	94.1	108	68	54	10	5	39	0	84	1	4	0.68	7	1.56	.292	370	424	9	2	0
* Bethell, Max	0	0	4.50	1	1	0	0	0	0	4.0	5	3	2	1	0	1	0	1	0	0	0.38	0	1.50	.294	17	18	0	0	0
Castillo, Jesus	1	1	2.37	4	4	0	0	0	0	19.0	13	5	5	1	1	2	0	22	0	1	1.54	1	0.79	.191	68	71	0	0	0
De Los Santos, Samil	0	0	0.00	8	0	0	0	2	2	14.1	5	0	0	0	0	3	0	18	0	0	0.50	1	0.56	.109	46	50	0	6	0
Eregua, Greyfer	0	0	3.00	3	0	0	0	0	0	9.0	8	3	3	1	0	0	0	9	0	2	2.60	0	0.89	.229	35	35	0	2	1
Gatto, Joe	5	7	3.46	21	21	0	0	0	0	96.1	90	42	37	2	2	45	0	78	1	11	1.93	8	1.40	.247	364	414	2	0	0
* Glenn, Ronnie	2	2	5.09	26	1	0	0	1	4	58.1	57	38	33	6	2	25	1	44	1	6	1.86	11	1.41	.261	218	248	2	8	3
Halbohn, Kyle	1	1	5.83	20	0	0	0	1	2	29.1	31	19	19	0	1	15	0	36	0	5	0.73	3	1.57	.284	109	128	3	5	0
Herrin, Travis	2	4	3.61	10	6	0	0	2	2	42.1	41	18	17	6	4	11	0	51	0	6	1.48	2	1.23	.252	163	179	0	2	0
Isaac, Sean	0	0	0.81	11	0	0	0	3	3	22.1	14	4	2	0	0	9	0	33	0	5	0.76	1	1.03	.187	75	86	1	8	0
Kaelin, Mike	3	1	4.33	19	1	0	0	2	3	35.1	30	19	17	2	2	12	0	37	0	0	0.62	3	1.19	.234	128	144	2	6	1
* Kelly, Justin	2	3	2.43	11	3	0	0	2	2	29.2	26	12	8	1	3	11	0	26	2	3	0.83	1	1.25	.230	113	130	0	5	0
Madero, Luis	1	2	7.76	6	6	0	0	0	0	26.2	42	24	23	3	0	9	0	18	2	2	1.57	2	1.91	.362	116	128	3	0	0
Manoah, Erik	5	8	3.81	23	20	0	0	0	0	104.0	88	53	44	8	7	56	0	84	8	11	0.89	5	1.38	.231	381	449	5	2	0
Moreno, Juan	1	0	22.50	1	0	0	0	0	1	2.0	3	5	5	1	0	4	0	2	1	1	0.00	0	3.50	.333	9	13	0	1	0
Pastrone, Sam	1	5	8.92	14	9	0	0	0	0	38.1	47	43	38	5	2	35	0	27	2	6	1.08	4	2.14	.313	150	190	2	3	0
Riley, Connor	0	2	6.11	9	1	0	0	0	1	17.2	24	15	12	0	0	6	0	23	0	3	1.38	1	1.70	.308	78	84	0	5	0
Rodriguez, Chris	1	2	5.84	6	6	0	0	0	0	24.2	32	17	16	1	2	7	0	24	1	0	2.07	3	1.58	.314	102	111	0	0	0
Rodriguez, Elvin	0	2	4.50	3	3	0	0	0	0	14.0	20	9	7	2	1	3	0	12	0	4	0.69	2	1.64	.345	58	63	1	0	0
Ryan, Zac	2	1	0.63	14	1	0	0	1	1	28.2	19	10	2	2	1	12	1	33	0	2	1.08	2	1.08	.181	105	119	1	8	1
Salazar, Carlos	2	0	3.34	20	0	0	0	1	2	32.1	23	13	12	2	2	24	0	48	0	8	0.63	2	1.45	.200	115	141	0	3	3
Smith, Blake	1	2	3.33	26	0	0	0	8	8	48.2	40	20	18	7	0	13	0	43	0	3	0.34	1	1.09	.221	181	198	2	19	0
Stevens, Tyler	0	1	2.40	7	0	0	0	0	0	15.0	8	4	4	1	0	1	0	18	0	1	0.44	1	0.60	.154	52	54	0	4	1</



CLINTON LUMBERKINGS

Ownership: Clinton Baseball Club, Inc
Affiliation (first year): Seattle Mariners (2009)
Years in Midwest League: 1956-

Media Contact.....Erik Oas

Field Staff

Manager Denny Hocking
Pitching Coach Doug Mathis
Hitting Coach Jose Umbria
Athletic Trainer Taylor Bennett

Office address: 537 Ball Park Drive, Clinton, IA 52732
Mailing address: P.O. Box 1295, Clinton, IA 52733
Telephone: (563) 242-0727 / Press Box: (563) 242-0727
FAX: (563) 242-1433
E-Mail address: lumberkings@lumberkings.com
Website: www.lumberkings.com



Ashford University Field (1937, 2006)

Capacity: 4,000
Home Clubhouse: (563) 243-0562
Visitors Clubhouse: (563) 243-0561
Stadium dimensions: LF-335, CF-390, RF-325

Directions: Highway 30 East turns into Third Street.
Turn right on Sixth Avenue north, straight to field.



Seattle Mariners

Andy McKay, Dir. Baseball Operations
Seattle Mariners
PO Box 4100
Seattle, WA 98104
Phone: (206) 346-4315
Fax: (206) 346-4300

The Road to Seattle

- AAA - Tacoma Rainiers (Pacific Coast)
- AA - Arkansas Travelers (Texas)
- A - Modesto Nuts (California)
- A - Clinton LumberKings (Midwest)
- Short-Season - Everett AquaSox (Northwest)
- Rookie - AZL Mariners (Arizona)

CLINTON LUMBERKINGS 2017 TEAM STATS

Copyright 2017 by Major League Baseball Advanced Media.

Clinton LumberKings Individual Statistics As of: 09/20/2017 05:15 PM EDT
Choose a highlighted category to sort. NOTE: Rate stats do not use qualifiers.

W-L Record: 64-73

		GI																								---GAMES BY POSITION---						
BATTERS		AVG	G	AB	R	H	2B	3B	HR	RBI	TB	BB	IBB	SO	SB	CS	OBP	SLG	OPS	SF	SAC	HBP	DP	1B	2B	3B	SS	OF	C	E		
#	Ascanio, Rayder	.220	42	150	23	33	9	0	5	20	57	17	0	44	9	4	.296	.380	.676	2	4	0	0	0	0	0	40	0	0	10		
	Boyd, Louis	.261	19	69	7	18	2	0	0	2	20	3	0	16	5	1	.292	.290	.582	0	0	0	3	0	7	2	10	0	0	3		
	Brigman, Bryson	.235	120	463	55	109	14	4	2	36	137	44	1	74	16	8	.306	.296	.602	4	2	5	12	0	80	0	35	0	0	4		
	Brito, Kristian	.200	41	140	16	28	5	1	4	15	47	12	0	52	0	0	.263	.336	.599	0	0	0	4	27	0	0	0	0	0	2		
	Cooke, Billy	.156	42	122	13	19	1	0	2	9	26	18	1	45	6	5	.273	.213	.486	1	0	2	2	0	0	0	0	42	0	0		
	Hale, Conner	.213	13	47	6	10	3	1	1	4	18	4	0	11	0	0	.275	.383	.657	0	0	0	2	5	0	1	0	0	0	0		
	Jimenez, Anthony	.298	64	228	43	68	17	2	7	33	110	19	0	73	24	10	.362	.482	.845	2	2	5	3	0	0	0	0	59	0	3		
*	Liberato, Luis	.230	57	191	34	44	5	9	6	22	85	23	0	51	5	4	.309	.445	.754	3	6	0	1	0	0	0	0	55	0	2		
	Morales, Jhombeyker	.245	77	273	28	67	20	0	1	31	90	19	0	72	7	6	.300	.330	.630	4	3	4	2	5	27	18	23	3	0	12		
	Morgan, Gareth	.230	118	405	55	93	21	3	17	61	171	53	0	185	14	5	.320	.422	.743	2	0	2	3	0	0	0	0	113	0	4		
*	Ojeda, Dimas	.248	106	363	26	90	17	1	4	35	121	18	0	80	2	2	.284	.333	.617	2	2	1	7	0	0	0	0	73	0	3		
	Quevedo, Yoqhan	.273	101	396	36	108	24	1	7	46	155	12	0	51	5	1	.300	.391	.691	4	0	5	9	18	0	0	0	0	77	13		
1 #	Rengifo, Luis	.250	102	400	65	100	24	4	11	44	165	33	0	80	29	14	.318	.413	.730	3	6	8	8	0	25	21	31	23	0	19		
*	Rizzo, Joe	.254	110	410	47	104	17	0	7	50	142	63	1	113	3	1	.354	.346	.701	4	0	3	9	0	0	0	97	0	0	22		
#	Rosa, Joseph	.214	4	14	3	3	0	0	0	0	3	4	0	1	3	1	.389	.214	.603	0	0	0	0	0	3	0	0	0	0	2		
	Scott, Ryan	.194	19	62	9	12	5	0	0	7	17	6	0	11	1	1	.275	.274	.550	0	1	1	1	5	0	0	0	0	13	1		
*	Slater, Johnny	.215	52	177	17	38	6	3	2	9	56	18	1	54	5	4	.293	.316	.609	1	3	2	0	0	0	0	0	50	0	0		
*	Thurman, Nick	.235	91	310	35	73	11	1	5	27	101	27	1	98	4	0	.305	.326	.631	0	1	4	6	6	0	0	0	0	55	10		
*	Zammarilli III, Nick	.282	109	401	48	113	26	3	6	44	163	36	1	111	6	4	.348	.406	.754	3	0	6	5	76	0	4	0	10	0	7		
	Team Total	.244	137	4623	566	1130	227	33	87	495	1684	429	6	1224	144	71	.313	.364	.677	35	30	48	77							141		

PITCHERS		W	L	ERA	G	GS	CG	SHO	SV	SVO	IP	H	R	ER	HR	HB	BB	IBB	SO	BK	WP	GO/AO	DP	WHIP	AVG	AB	TBF	SF	GF	HLD
	Anderson, Jack	3	2	1.75	27	0	0	0	3	4	51.1	42	18	10	0	4	13	3	54	0	1	5.00	3	1.07	.221	190	209	1	11	2
*	Clancy, Matt	1	0	9.26	8	0	0	0	0	0	11.2	18	12	12	0	2	5	0	16	0	2	0.70	1	1.97	.367	49	58	2	3	0
	Dominguez, Ronald	0	6	3.72	18	3	0	0	2	5	55.2	52	35	23	3	4	12	2	44	3	1	0.89	4	1.15	.242	215	235	2	6	1
	Dugger, Robert	4	1	2.00	22	9	1	0	2	3	72.0	55	19	16	4	0	16	1	69	0	3	1.10	3	0.99	.206	267	283	0	9	0
	Elledge, Seth	3	0	3.00	15	0	0	0	5	7	21.0	14	8	7	1	0	6	1	35	1	1	0.45	0	0.95	.182	77	84	1	11	0
*	Garcia, Danny	7	13	5.74	28	25	0	0	0	0	131.2	168	99	84	11	6	39	0	108	3	4	0.78	12	1.57	.307	547	598	2	0	0
	Gorgas, Marvin	1	1	0.93	12	0	0	0	3	4	19.1	13	2	2	1	2	9	0	23	0	1	1.43	1	1.14	.188	69	81	0	8	0
	Inman, Ryne	2	4	6.28	9	8	0	0	0	0	38.2	42	28	27	3	3	26	0	35	0	5	0.60	1	1.76	.296	142	178	5	0	0
	Kerski, Kody	0	0	0.00	2	0	0	0	0	0	2.0	1	0	0	0	0	0	0	3	0	0	3.00	0	0.50	.125	8	8	0	1	0
	Koval, Michael	4	6	2.84	40	0	0	0	3	5	73.0	68	25	23	3	4	21	1	65	3	5	1.77	6	1.22	.247	275	302	1	19	5
	Medina, Jeffeson	7	0	1.94	35	0	0	0	3	4	69.2	47	21	15	2	11	31	2	58	0	9	2.60	7	1.12	.191	246	291	1	19	1
	Miller, Brandon	9	4	3.65	18	18	0	0	0	0	101.0	96	46	41	11	5	23	0	94	1	3	1.17	12	1.18	.254	378	413	4	0	0
	Mills, Wyatt	0	1	1.35	11	0	0	0	4	4	13.1	5	2	2	0	0	6	0	18	0	1	1.09	0	0.83	.111	45	52	0	8	0
*	Moyers, Steven	2	3	4.06	25	2	0	0	1	2	57.2	61	26	26	6	3	13	0	38	2	2	1.27	7	1.28	.274	223	240	1	13	2
	Newsome, LJay	8	9	4.10	25	25	0	0	0	0	129.2	131	68	59	14	2	16	0	111	0	4	0.55	4	1.13	.259	505	530	6	0	0
*	Ratliff, Lane	2	2	4.45	10	5	0	0	0	0	28.1	35	18	14	4	0	14	0	21	0	2	1.95	4	1.73	.304	115	129	0	1	1
	Ridings, Steven	2	3	3.55	9	9	0	0	0	0	45.2	43	20	18	2	1	19	0	38	0	2	1.18	2	1.36	.243	177	199	1	0	0
	Rivera, Michael	1	0	10.12	2	0	0	0	0	0	2.2	4	3	3	1	1	2	0	3	0	1	3.00	1	2.25	.364	11	14	0	0	0
	Roman, Fabian	0	0	9.35	8	0	0	0	0	0	8.2	15	11	9	1	0	7	0	11	0	2	2.50	1	2.54	.395	38	47	1	2	0
*	Sears, JP	0	1	0.00	10	0	0	0	3	3	17.0	7	2	0	0	1	9	1	29	0	0	1.10	0	0.94	.127	55	67	1	5	0
*	Viehoff, Tim	1	6	4.40	30	8	0	0	0	0	88.0	89	49	43	8	3	36	0	79	2	8	0.69	3	1.42	.262	340	384	1	5	3
	Watson, Tyler	1	0	3.70	14	0	0	0	0	0	24.1	26	13	10	1	1	10	0	29	0	3	1.00	3	1.48	.277	94	106	1	5	1
*	Wells, Nick	6	10	6.15	25	25	0	0	0	0	123.0	154	90	84	17	9	43	0	95	1	10	0.95	9	1.60	.312	494	552	2	0	0
	Wilcox, Kyle	0	1	3.78	21	0	0	0	3	4	33.1	26	16	14	4	0	21	0	52	2	8	0.78	3	1.41	.210	124	147	2	10	1
	Team Total	64	73	4.00	137	137	1	6	32	45	1218.2	1212	631	542	97	62	397	11	1128	18	78	1.36	87	1.32	.259	4684	5207	35	136	17


KEY: * - lefthanded hitter/pitcher, # - switch hitter



DAYTON DRAGONS

Ownership: Dayton Professional Baseball, LLC
Affiliation (first year): Cincinnati Reds (2000)
Years in Midwest League: 2000-

Media Contact.....Tom Nichols



Luis Bolivar

Field Staff

Manager Luis Bolivar
Pitching Coach Seth Etherton
Hitting Coach Daryle Ward
Bench Coach Kevin Mahar
Athletic Trainer Andrew Cleves
Strength & Conditioning Coach Trey Strickland

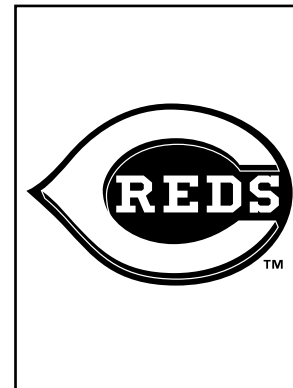
Office address: 220 N. Patterson Blvd., Dayton, OH 45402
Mailing address: P.O. Box 2107, Dayton, OH 45401
Telephone: (937) 228-2287
Press Box: (937) 281-0042
FAX: (937) 228-2284
E-Mail address: dragons@daytondragons.com
Website: www.daytondragons.com



Ffith Third Field (2000)

Capacity: 7,230
Home Clubhouse: NA
Visitors Clubhouse: NA
Stadium dimensions: LF-338, CF-402, RF-338

Directions: From the North: I-75 to downtown Dayton. Take First St. Exit. Turn left onto First St. Head east to stadium. From the South: I-75 to downtown Dayton, Take First St. Exit. Turn right onto First St. Head east to stadium.



Cincinnati Reds

Jeff Graupe - Director of Player Development
Cincinnati Reds
100 Main Street
Cincinnati, OH 45202
Phone: 513-765-7000
Fax: 513-765-7799

The Road to Cincinnati

- AAA - Louisville Bats (International)
- AA - Pensacola Blue Wahoos (Southern)
- A - Daytona Tortugas (Florida State League)
- A - Dayton Dragons (Midwest)
- Short-Season - Billings Mustangs (Pioneer)
- Rookie - AZL Reds (Arizona)
- Rookie - Greenville Reds (Appalachian)

DAYTON DRAGONS 2017 TEAM STATS

Copyright 2017 by Major League Baseball Advanced Media.

Dayton Dragons Individual Statistics As of: 09/04/2017 04:21 PM EDT
 Choose a highlighted category to sort. NOTE: Rate stats do not use qualifiers.

W-L Record: 71-69

GI —GAMES BY POSITION—

BATTERS	AVG	G	AB	R	H	2B	3B	HR	RBI	IB	BB	IBB	SO	SB	CS	OBP	SLG	OPS	SF	SAC	HBP	DP	1B	2B	3B	SS	OF	C	E	
Bell, Brantley	.240	63	229	25	55	13	1	2	32	76	21	2	72	15	5	.309	.332	.640	3	0	3	7	0	61	1	0	0	0		
# Beltre, Michael	.238	117	407	51	97	14	6	3	36	132	49	0	89	9	9	.323	.324	.647	0	7	2	5	0	0	0	0	98	0	4	
Brown, Cassidy	.166	83	277	31	46	13	0	4	29	71	33	0	67	4	0	.266	.256	.523	3	2	6	10	0	0	0	0	0	74	6	
Collymore, Malik	.222	34	108	16	24	6	2	3	12	43	17	0	33	6	1	.349	.398	.747	0	0	4	1	0	14	0	0	3	0	4	
Franklin, Kevin	.205	14	44	3	9	1	0	1	5	13	2	0	9	0	0	.255	.295	.551	0	0	1	4	5	0	2	0	2	0	1	
* Friedl, T.J.	.284	66	250	47	71	20	6	5	25	118	29	0	46	14	8	.378	.472	.850	2	1	10	0	0	0	0	0	55	0	3	
Gonzalez, Luis	.276	40	123	20	34	6	0	3	17	49	4	0	13	2	2	.310	.398	.708	0	1	2	3	0	9	10	19	2	0	4	
* Lofstrom, Morgan	.300	3	10	1	3	0	0	0	0	3	1	0	2	0	0	.364	.300	.664	0	0	0	0	0	0	0	0	0	0	3	0
* Mardirosian, Shane	.188	27	85	8	16	3	1	1	10	24	7	0	27	3	1	.274	.282	.556	0	0	3	0	0	17	1	0	1	0	3	
# Ovalle, Gabriel	.208	17	48	5	10	1	0	0	4	11	6	0	11	0	0	.296	.229	.525	0	0	0	0	10	4	2	0	0	0	1	
# Piatnik, Mitch	.176	11	34	2	6	1	0	0	1	7	0	0	14	1	1	.200	.206	.406	0	0	1	0	0	0	0	0	10	0	0	
Rachal, Avain	.207	19	58	10	12	2	1	1	3	19	12	0	23	2	2	.361	.328	.689	0	1	2	1	17	0	0	0	1	0	2	
* Rivero, Carlos	.180	38	122	15	22	6	0	0	6	28	16	0	49	3	0	.273	.230	.503	1	6	0	3	0	0	0	38	0	0	5	
Sansone, John	.216	107	375	54	81	22	1	13	59	144	48	1	128	3	1	.322	.384	.706	7	1	14	3	6	10	87	0	1	0	15	
Siri, Jose	.293	126	498	92	146	24	11	24	76	264	33	2	130	46	12	.341	.530	.871	6	9	6	5	0	0	0	0	112	0	9	
Sparks, Taylor	.226	33	124	16	28	5	1	7	22	56	12	0	47	0	0	.319	.452	.771	0	0	5	2	0	0	31	0	0	0	5	
Stephenson, Tyler	.278	80	295	39	82	22	0	6	50	122	44	0	58	2	1	.374	.414	.787	5	0	4	7	0	0	0	0	0	53	6	
* Trammell, Taylor	.281	129	491	80	138	24	10	13	77	221	71	1	123	41	12	.368	.450	.819	7	0	1	3	0	0	0	0	118	0	3	
Trees, Mitch	.109	13	46	2	5	1	0	0	3	6	1	0	26	0	0	.146	.130	.276	0	0	1	0	0	0	0	0	0	13	2	
Vargas, Hector	.225	121	440	43	99	14	1	7	36	136	19	0	66	4	5	.260	.309	.569	4	7	3	9	0	23	8	87	0	0	27	
* Vasquez, James	.236	46	161	21	38	10	0	5	26	63	15	1	23	0	1	.308	.391	.699	3	0	3	5	39	0	0	0	0	0	6	
# Ventura, Randy	.276	26	105	22	29	8	1	1	10	42	11	0	20	9	2	.342	.400	.742	1	1	1	0	3	0	0	0	24	0	4	
Veras, Joscziel	.250	2	8	0	2	0	0	0	0	2	0	0	1	0	0	.250	.250	.500	0	0	0	0	0	0	1	0	0	0	0	
White, Zeke	.000	1	5	0	0	0	0	0	0	0	0	0	0	0	0	.000	.000	.000	0	0	0	0	0	0	0	0	1	0	0	
* Yari, Bruce	.252	88	329	46	83	17	0	13	54	139	41	1	98	2	0	.334	.422	.757	3	0	1	6	77	0	0	0	0	0	4	
Team Total	.243	140	4672	649	1136	233	42	112	593	1789	492	8	1175	166	63	.322	.383	.705	45	36	72	77						133		

PITCHERS	W	L	ERA	G	GS	CG	SHO	SV	SVO	IP	H	R	ER	HR	HB	BB	IBB	SO	BK	WP	GO/AO	DP	WHIP	AVG	AB	1B	2B	3B	SF	GF	HLD
* Adams, Jesse	5	2	2.44	43	0	0	0	6	7	70.0	50	21	19	6	3	11	1	83	0	1	0.65	1	0.87	.201	249	269	1	20	7		
Bailey, Homer	1	0	0.00	1	1	0	0	0	0	6.0	1	0	0	0	1	0	0	6	0	0	1.40	0	0.17	.053	19	20	0	0	0		
Benenati, Lucas	1	1	6.75	19	0	0	0	0	2	29.1	35	23	22	6	2	6	0	27	0	6	1.25	0	1.40	.285	123	133	2	4	2		
Blandino, Matt	4	4	5.48	14	12	0	0	0	0	65.2	88	47	40	5	2	8	0	40	0	1	0.92	3	1.46	.320	275	288	2	0	0		
* Boyles, Ty	5	2	3.90	10	10	1	1	0	0	56.1	59	26	25	6	6	10	0	40	0	2	1.02	9	1.22	.272	217	236	1	0	0		
* Cingrani, Tony	0	0	0.00	1	1	0	0	0	0	1.0	0	0	0	0	0	1	0	0	0	1	3.00	0	1.00	.000	3	4	0	0	0		
* Cox, Andy	3	1	1.64	22	0	0	0	3	4	22.0	18	4	4	0	1	11	1	33	0	1	1.75	1	1.32	.217	83	96	0	3	6		
DeSclafani, Anthony	0	1	16.62	2	2	0	0	0	0	4.1	10	8	8	3	0	0	0	6	0	0	0.75	0	2.31	.435	23	23	0	0	0		
Fossas, Aaron	4	1	2.43	44	0	0	0	6	6	66.2	61	20	18	1	5	16	1	49	0	1	0.57	6	1.16	.246	248	274	4	22	5		
Hendrix, Ryan	4	1	2.36	23	0	0	0	6	8	34.1	19	11	9	2	2	10	0	61	0	7	1.35	3	0.84	.161	118	132	2	10	5		
Hunter, Brian	0	0	3.00	5	0	0	0	4	4	6.0	5	3	2	0	0	1	0	8	0	0	0.11	0	1.00	.238	21	24	2	4	0		
Jordan, Andrew	7	8	4.66	25	25	0	0	0	0	131.1	121	74	68	17	6	37	0	113	0	6	0.72	10	1.20	.245	494	539	2	0	0		
Kuhnel, Joel	2	4	4.36	48	0	0	0	11	18	64.0	78	37	31	6	2	10	0	54	0	6	1.64	7	1.38	.295	264	276	0	26	7		
Lugo, Sandy	0	1	1.59	2	0	0	0	0	1	5.2	4	2	1	1	0	2	0	6	0	0	0.83	0	1.06	.200	20	23	1	1	0		
Machorro, Carlos	2	3	2.29	29	0	0	0	1	2	51.0	33	17	13	1	3	20	0	43	1	4	0.47	1	1.04	.177	186	209	0	7	2		
Mardirosian, Shane	0	0	9.00	1	0	0	0	0	0	1.0	2	1	1	0	0	0	0	1	0	0	0.00	0	2.00	.500	4	5	1	1	0		
Mena, Alfredo	0	0	6.52	7	0	0	0	0	0	9.2	14	8	7	0	1	7	0	13	3	1	1.25	0	2.17	.318	44	53	0	1	2		
Moreta, Dauri	1	2	4.94	19	0	0	0	0	1	27.1	18	15	15	4	3	9	1	37	0	4	0.59	0	0.99	.186	97	110	0	7	3		
* Moss, Scott	13	6	3.45	26	26	0	0	0	0	135.2	114	62	52	11	8	48	0	156	0	10	0.80	5	1.19	.224	510	571	3	0	0		
Nova, Moises	0	1	4.86	8	0	0	0	1	1	16.2	14	11	9	2	2	9	0	18	1	4	0.68	1	1.38	.219	64	75	0	1	2		
Olson, Ryan	2	2	4.18	4	1	0	0	0	0	23.2	24	13	11	1	0	4	0	18	0	0	1.18	5	1.18	.270	89	94	1	0	0		
Ovalle, Gabriel	0	0	36.00	1	0	0	0	0	0	1.0	4	4	1	0	1	0	0	0	0	0	0.00	0	5.00	.571	7	8	0	1	0		
Piatnik, Mitch	0	0	--	1	0	0	0	0	0	0.0	0	0	0	0	0	0	0	0	0	0	0	0		0	0	0	0	0	0		
Quillen, Aaron	0	0	11.25	1	0	0	0	0	0	4.0	8	5	5	1	0	2	0	1	0	0	0.25	1	2.50	.444	18	21	1	0	0		
Riehl, Patrick	1	2	6.75	25	0	0	0	1	2	29.1	25	24	22	1	6	26	0	28	0	6	0.81	2	1.74	.231	108	143	1	10	1		
* Romero, Wennington	5	10	5.10	26	26	1	0	0	0	136.0	153	82	77	17	9	30	0	126	0	7	0.81	2	1.35	.284	538	586	7	0	0		
Sansone, John	0	0	0.00	1	0	0	0	0	0	1.0	2	0	0	0	0	0	0	1	0	0	0.00	0	2.00	.400	5	5	0	1	0		
Santillan, Tony	9	8	3.38	25	24	0	0	0	0	128.0	104	57	48	9	2	56	0	128	2	11	0.85	4	1.25	.222	469	533	4	0	0		
Stallings, Jesse	1	4	4.57	45	0	0	0	1	2	63.0	70	37	32	5	3	21	1	39	0	3	1.11	3	1.44	.273	256	285	2	14	8		
* Vasquez, James	0	0	18.00	1	0	0	0	0	0	1.0	4	2	2	1	0	0	0	2	0	0	1										



F O R T W A Y N E

FORT WAYNE TINCAPS

Operated by: Hardball Capital
Affiliation (first year): San Diego Padres (1999)
Years in Midwest League: 1993-

Media Contact.....John Nolan



Anthony Contreras

Field Staff

Manager Anthony Contreras
Pitching Coach Burt Hooten
Hitting Coach Jonathan Mathews
Coach..... Jhonny Carvajal
Athletic Trainer Allyse Kramer
Strength & Conditioning Coach Sam Hoffman

Office address: Parkview Field, 1301 Ewing Street, Fort Wayne, IN 46802
Telephone: (260) 482-6400
Press Box: (260) 407-5769
FAX: (260) 471-4678
E-Mail address: info@tincaps.com
Website: www.tincaps.com



Parkview Field (2009)

Capacity: 6,317
Home Clubhouse: (260) 449-4830
Visitors Clubhouse: (260) 449-4705
Stadium dimensions: LF-336, CF-400, RF-318

Directions: I-69 South to Exit 112A. South on Coldwater Road, left onto Coliseum Blvd. (Hwy. 930). Ballpark is located one mile east on right.



San Diego Padres

Sam Geaney, Dir. Player Development
San Diego Padres
100 Park Boulevard
San Diego, CA 92101
Phone: 619-795-5000
Fax: 619-795-5266

The Road to San Diego

- AAA - El Paso Chihuahuas (Pacific Coast)
- AA - San Antonio Missions (Texas)
- A - Lake Elsinore Storm (California)
- A - Fort Wayne TinCaps (Midwest)
- Short-Season - Tri-City Dust Devils (N'west)
- Rookie - AZL Padres (Arizona)

FORT WAYNE TIN CAPS 2017 TEAM STATS

Copyright 2017 by Major League Baseball Advanced Media.

Fort Wayne TinCaps Individual Statistics As of: 09/22/2017 12:37 PM EDT

W-L Record: 68-72

Choose a highlighted category to sort. NOTE: Rate stats do not use qualifiers.

BATTERS	AVG	G	AB	R	H	2B	3B	HR	RBI	TB	BB	IBB	SO	SB	CS	OBP	SLG	OPS	SF	SAC	GI											E					
																					HBP	DP	1B	2B	3B	SS	OF	C									
Anguizola, Luis	.500	1	2	1	1	0	0	0	0	1	0	0	1	0	0	.500	.500	1.000	0	0	0	0	0	0	1	0	0	0	0	0	0	0	1	0			
Arias, Gabriel	.242	16	62	8	15	1	0	0	4	16	2	0	16	1	0	.266	.258	.524	0	0	0	6	0	0	2	14	0	0	1	0	0	0	1	0			
* Benson, Tyler	.172	13	29	2	5	2	0	4	7	5	0	6	0	2	.294	.241	.535	0	0	0	0	0	0	0	0	0	5	0	0	0	0	0	0	0			
Boykin, Rod	.249	69	205	31	51	10	3	6	20	85	23	0	77	7	4	.329	.415	.744	1	4	2	5	0	0	0	0	65	0	2	0	0	0	2	0			
Easley, Nate	.261	77	257	39	67	14	4	4	25	101	41	0	64	14	4	.367	.393	.760	0	4	2	6	0	23	0	1	44	0	7	0	0	0	7	0			
* Garcia, Alan	.262	12	42	3	11	2	0	0	3	13	0	0	11	0	1	.279	.310	.589	0	0	1	2	0	0	0	0	12	0	0	0	0	0	0	0	0		
Greene Jr., Marcus	.270	84	285	48	77	21	0	11	45	131	40	3	59	3	2	.366	.460	.826	3	0	5	6	0	0	0	0	0	62	4	0	0	0	0	62	4		
# Ilarraza, Reinaldo	.229	126	480	58	110	17	2	4	45	143	40	0	149	26	7	.295	.298	.593	3	1	6	5	0	94	3	17	0	0	22	0	0	0	0	22	0		
Kennedy, A.J.	.138	42	138	11	19	4	0	2	11	29	5	0	52	1	0	.189	.210	.399	1	1	4	1	0	0	0	0	0	0	42	6	0	0	0	0	42	6	
Ona, Jorge	.277	107	415	54	115	18	1	11	64	168	40	2	115	8	2	.351	.405	.755	2	0	8	13	0	0	0	0	78	0	1	0	0	0	0	78	0		
Overstreet, Kyle	.327	17	55	10	18	6	0	2	6	30	11	0	8	0	1	.448	.545	.993	0	0	1	1	7	2	1	0	0	8	0	0	0	0	8	0	0		
Potts, Hudson	.253	125	491	67	124	23	4	20	69	215	23	0	140	0	1	.293	.438	.731	2	0	6	13	0	0	116	2	0	0	9	0	0	0	0	0	9	0	
# Reed, Buddy	.234	88	316	48	74	17	8	6	35	125	23	1	97	12	8	.290	.396	.685	3	1	3	3	0	0	0	0	85	0	2	0	0	0	0	85	0		
Rivas, Webster	.232	23	69	3	16	3	0	1	7	22	9	0	13	0	0	.321	.319	.639	0	0	0	3	0	0	1	0	22	3	0	0	0	0	0	22	3		
Rosario, Eguy	.206	50	180	15	37	9	2	0	13	50	20	0	51	17	5	.296	.278	.573	0	1	3	4	0	22	18	0	0	6	0	0	0	0	0	0	6	0	
Seagle, Chandler	.148	10	27	1	4	1	0	0	4	5	0	0	12	0	0	.143	.185	.328	1	0	0	0	0	0	0	0	0	10	2	0	0	0	0	0	10	2	
* Selesky, Tyler	.164	25	73	10	12	3	0	1	5	18	13	0	25	0	0	.292	.247	.539	2	0	1	1	1	0	1	0	16	0	0	0	0	0	0	16	0		
* Suwinski, Jack	.227	125	462	64	105	21	4	9	41	161	55	1	139	6	5	.319	.348	.667	4	2	9	3	0	0	0	0	123	0	7	0	0	0	0	123	0		
Tatis Jr., Fernando	.281	117	431	78	121	26	7	21	69	224	75	2	124	29	15	.390	.520	.910	6	0	6	6	0	0	109	0	0	25	0	0	0	0	0	25	0		
* Young, G.K.	.241	91	324	34	78	13	3	11	47	130	29	0	104	1	0	.304	.401	.705	1	0	1	7	68	0	2	0	0	1	10	0	0	0	0	1	10	0	
* Zunica, Brad	.250	84	276	44	69	16	0	8	51	139	43	1	102	1	1	.361	.504	.864	4	0	7	3	72	0	0	0	0	0	9	0	0	0	0	9	0	0	
Team Total	.244	140	4619	629	1129	227	38	127	568	1813	497	10	1365	126	58	.324	.393	.717	33	14	65	88	0	0	0	0	0	0	0	0	0	0	0	0	0	131	0

PITCHERS	W	L	ERA	G	GS	CG	SHO	SV	SVO	IP	H	R	ER	HR	HB	BB	IBB	SO	BK	WP	GO/AO	DP	WHIP	AVG	AB	TBF	SF	GF	HLD									
																														SHO	SV	IP	H	R	ER	HR	HB	BB
* Allen, Logan	5	4	2.11	13	13	0	0	0	0	68.1	49	16	16	1	6	26	0	85	0	3	0.85	1	1.10	.201	244	282	1	0	0	0	0	0	0	0	0	0		
Avila, Pedro	7	1	3.05	14	14	0	0	0	0	85.2	74	31	29	3	5	15	0	117	1	2	1.56	3	1.04	.231	320	345	4	0	0	0	0	0	0	0	0	0		
Bachar, Lake	4	1	4.06	7	6	0	0	0	0	37.2	33	21	17	6	0	6	0	28	0	4	1.00	2	1.04	.239	138	147	2	1	0	0	0	0	0	0	0	0		
Baez, Michel	6	2	2.45	10	10	0	0	0	0	58.2	41	16	16	8	2	8	0	82	0	6	0.56	0	0.84	.192	214	225	0	0	0	0	0	0	0	0	0	0		
Bednar, David	1	1	1.87	24	0	0	0	9	10	33.2	18	7	7	1	1	11	2	50	0	3	0.89	2	0.86	.154	117	131	1	17	1	0	0	0	0	0	17	1		
Bolanos, Ronald	5	2	4.41	16	11	1	0	0	0	69.1	65	38	34	3	2	34	0	51	5	4	1.06	3	1.43	.253	257	296	1	1	0	0	0	0	0	1	0	0		
De Horta, Adrian	1	0	4.15	5	5	0	0	0	0	26.0	23	12	12	3	1	14	0	21	0	1	0.72	0	1.42	.237	97	114	1	0	0	0	0	0	0	0	0	0	0	
Distasio, Louis	1	0	7.56	4	0	0	0	0	0	8.1	17	7	7	2	0	0	0	10	0	1	1.00	0	2.04	.415	41	41	0	2	0	0	0	0	0	0	0	0	2	0
Erb, Dalton	0	0	2.25	2	0	0	0	0	0	4.0	3	1	1	0	0	1	0	2	0	0	0.60	1	1.00	.231	13	14	0	0	0	0	0	0	0	0	0	0	0	0
Galindo, Jose	1	1	3.32	14	0	0	0	1	1	21.2	18	12	8	1	0	14	0	25	0	3	0.71	0	1.48	.217	83	98	0	7	0	0	0	0	0	0	7	0	0	
Guerrero, Jordan	0	1	2.77	11	0	0	0	0	1	13.0	11	5	4	0	1	10	1	18	0	3	1.11	0	1.62	.239	46	59	0	6	0	0	0	0	0	6	0	0		
* Headean, Will	1	5	4.41	30	7	0	0	0	1	85.2	98	49	42	6	1	29	0	88	2	10	1.09	7	1.48	.289	339	373	3	4	7	0	0	0	0	0	4	7	0	
* Hernandez, Osvaldo	1	2	5.27	3	2	0	0	0	0	13.2	13	9	8	1	1	4	0	16	1	2	0.71	0	1.24	.250	52	58	1	1	0	0	0	0	0	1	1	0	0	
* Keel, Jerry	3	2	2.96	8	8	0	0	0	0	48.2	39	19	16	4	2	14	0	50	0	1	2.00	4	1.09	.219	178	195	0	0	0	0	0	0	0	0	0	0	0	0
Lawson, Reggie	4	6	5.30	17	17	0	0	0	0	73.0	65	44	43	8	2	35	0	89	2	10	0.92	4	1.37	.236	276	314	0	0	0	0	0	0	0	0	0	0	0	0
Lopez, Diomar	2	2	4.46	25	0	0	0	2	4	42.1	41	23	21	2	1	13	0	44	0	6	1.16	2	1.28	.250	164	181	2	16	2	0	0	0	0	0	16	2	0	
McDade, Jim	3	4	3.95	17	7	0	0	2	3	68.1	73	39	30	8	2	4	0	61	1	1	1.12	3	1.13	.266	274	282	2	3	1	0	0	0	0	3	1	0		
Miller, Evan	1	1	6.48	12	0	0	0	0	0	25.0	31	21	18	0	0	11	1	18	0	0	0.81	2	1.68	.301	103	116	2	4	1	0	0	0	0	4	1	0	0	
Monroe, Nick	1	1	8.41	17	0	0	0	0	1	35.1	40	33	33	6	2	13	0	26	0	2	0.63	2	1.50	.290	138	156	3	6	2	0	0	0	0	0	6	2	0	
* Morejon, Adrian	1	2	4.23	6	6	0	0	0	0	27.2	28	14	13	2	1	13	0	23	0	4	0.53	3	1.48	.264	106	120	0	0	0	0	0	0	0	0	0	0	0	0
Munoz, Andres	0	0	3.86	3	0	0	0	0	1	2.1	2	1	1	0	0	2	0	3	0	2	1.00	1	1.71	.222	9	11	0	1	0	0	0	0	0	1	0	0	0	
Ramirez, Emmanuel	0	2	3.63	7	0	0	0	1	2	17.1	21	12	7	4	0	8	0	24	0	0	0.67	1	1.67	.300	70	78	0	3	0	0	0	0	0	0	3	0	0	
Rivas, Webster	0	0	3.86	3	0	0	0	0	0	2.1	4	1	1	0	0	1	0	3	0	1	0.67	0	2.14	.333	12	13	0	2	0	0	0	0	0	0	2	0	0	
Rodriguez, Hansel	7	9	3.80	35	10	0	0	10	12	90.0	76	44	3																									



GREAT LAKES LOONS

Operated by: Michigan Baseball Foundation
Principal Owner: William Stavropoulos
Affiliation (first year): Los Angeles Dodgers (2007)
Years in Midwest League: 2007 (first season)

Media Contact.....Chris Vosters

Field Staff

ManagerJohn Shoemaker
Pitching Coach Bobby Cuellar
Hitting Coach Jair Fernandez
Coach..... Seth Conner
Athletic Trainer Chris McNealy
Strength & Conditioning Coach Noah Hugg

Office address: 825 East Main Street, Midland, MI 48640
Mailing address: PO Box 365, Midland, MI 48640
Telephone: (989) 837-2255 Press Box: (989) 837-6160
FAX: (989) 837-8780
E-Mail address: info@loons.com
Website: www.loons.com



Dow Diamond (2007)

Capacity: 5,200
Home Clubhouse: TBA
Visitors Clubhouse: TBA
Stadium dimensions: LF-332, CF-400, RF-325

Directions: I-75 N to US 10 W. Take the M-20/US-10 BUS exit on the LEFT toward downtown Midland. Merge onto US 10/MI 20 W (Indian St.) Turn left onto State St. The entrance to the stadium is located at the intersection of Ellsworth and State Streets.



Los Angeles Dodgers

Brandon Gomes, Director of Player Development
Los Angeles Dodgers
1000 Elysian Park Avenue
Los Angeles, CA 90012-1199
Phone: (818) 808-6393

The Road to Los Angeles

- AAA - Oklahoma City Dodgers (Pacific)
- AA - Tulsa Drillers (Texas)
- A - Rancho Cucamonga Quakes (California)
- A - Great Lakes Loons (MWL)
- Short-Season - Odgen Raptors (Pioneer)
- Rookie - AZL Dodgers (Arizona)

GREAT LAKES LOONS 2017 TEAM STATS

Copyright 2017 by Major League Baseball Advanced Media.

Great Lakes Loons Individual Statistics As of: 09/22/2017 12:37 PM EDT
Choose a highlighted category to sort. NOTE: Rate stats do not use qualifiers.

W-L Record: 69-70

BATTERS	AVG	G	AB	R	H	2B	3B	HR	RBI	TB	BB	IBB	SO	SB	CS	OBP	SLG	OPS	SF	SAC	GI --GAMES BY POSITION---										
																					DP	1B	2B	3B	SS	OF	C	E			
Adkison, Tyler	.208	15	48	8	10	6	0	0	7	16	11	0	21	3	0	.339	.333	.672	3	0	0	1	0	0	0	0	9	0	0		
Albert, Shafir	.231	4	13	2	3	2	0	0	2	5	2	0	5	2	0	.333	.385	.718	0	0	0	0	0	0	0	4	0	0	0		
Berman, Steve	.224	65	219	13	49	12	0	0	23	61	15	0	35	1	0	.276	.279	.555	3	0	2	9	2	0	1	0	0	62	4		
Carpenter, Brock	.261	7	23	2	6	0	0	1	3	9	3	0	9	1	0	.346	.391	.737	0	0	0	1	0	0	7	0	0	0	2		
* Cruz, Oneil	.240	89	342	51	82	9	1	8	36	117	28	1	110	8	7	.293	.342	.635	5	0	0	5	0	0	47	30	0	0	27		
Davis, Brendon	.245	86	310	39	76	19	3	8	35	125	47	1	107	3	7	.357	.403	.760	2	0	8	9	0	24	27	33	0	0	18		
* Green, Gage	.213	28	94	12	20	8	0	0	14	28	6	0	18	0	0	.271	.298	.569	4	0	3	0	8	0	0	0	17	2	0		
* Hansen, Mitchell	.198	74	263	32	52	9	3	5	25	82	32	2	75	11	3	.288	.312	.599	2	0	2	4	2	0	0	0	59	0	3		
Heredia, Starling	.212	26	99	14	21	6	1	1	8	32	10	0	38	5	1	.291	.323	.614	0	0	1	0	0	0	0	0	19	0	1		
Hope, Garrett	.250	1	4	0	1	1	0	0	1	2	0	0	0	0	0	.250	.500	.750	0	0	0	0	0	0	0	0	0	1	0		
* Jenco, Saige	.242	90	293	53	71	16	6	4	28	111	47	0	75	12	8	.354	.379	.732	1	1	4	5	0	0	0	0	79	0	1		
* Kendall, Jeren	.221	35	140	21	31	5	7	2	18	56	13	0	42	5	8	.290	.400	.690	1	0	1	2	0	0	0	0	29	0	2		
* Lux, Gavin	.244	111	434	68	106	14	8	7	39	157	56	0	88	27	10	.331	.362	.693	5	3	6	6	0	43	0	65	0	0	24		
* McKinstry, Zach	.308	17	52	10	16	7	0	1	3	26	17	0	10	2	1	.478	.500	.978	0	0	0	0	0	12	5	0	0	0	2		
* Meza, Eric	.233	30	103	3	24	5	0	1	13	32	7	0	19	0	0	.289	.311	.600	2	0	2	3	29	0	0	0	0	0	2		
Montgomery, Brandon	.296	8	27	3	8	2	0	0	6	10	3	0	7	1	0	.367	.370	.737	0	0	0	2	0	7	1	0	0	1	0		
Morales, Brayen	.185	10	27	2	5	1	0	0	0	6	6	0	6	2	0	.353	.222	.575	0	0	1	0	0	0	0	0	9	0	0		
* Paz, Luis	.196	39	143	16	28	4	1	3	17	43	10	0	41	0	1	.248	.301	.549	0	0	0	1	34	0	0	0	1	0	3		
Perez, Moises	.212	41	137	14	29	8	1	0	12	39	8	0	36	6	1	.257	.285	.541	2	0	1	5	0	21	9	11	0	0	11		
Pitre, Gersel	.247	27	85	12	21	5	0	0	5	26	7	0	20	0	1	.304	.306	.610	0	1	0	2	7	8	7	0	4	0	8		
* Reks, Zach	.309	17	55	4	17	2	0	0	3	19	7	0	13	1	4	.406	.345	.752	0	1	2	3	0	1	0	0	12	0	0		
Rincon, Carlos	.198	87	334	41	66	13	1	18	48	135	32	1	143	6	1	.270	.404	.674	2	0	2	7	0	0	0	0	65	0	6		
Robinson, Errol	.247	22	77	13	19	5	1	3	13	35	6	0	21	6	1	.291	.455	.745	3	0	0	0	0	12	1	4	2	0	6		
Rodriguez, Ramon	.000	1	3	0	0	0	0	0	0	0	0	0	2	0	0	.000	.000	.000	0	0	0	0	0	0	0	0	0	1	0		
# Ruiz, Keibert	.317	63	227	34	72	16	1	2	24	96	18	0	30	0	0	.372	.423	.795	2	1	3	6	0	0	0	0	0	49	4		
Santana, Cristian	.322	44	174	18	56	9	0	5	25	80	5	0	42	0	1	.339	.460	.799	1	0	0	1	9	2	31	0	0	0	8		
* Thomas, Cody	.222	121	460	59	102	18	4	20	65	188	43	1	150	6	7	.293	.409	.702	4	0	5	4	0	0	0	0	100	0	2		
Tubbs, Darien	.137	16	51	6	7	1	0	0	5	8	7	0	12	2	1	.233	.157	.390	2	0	0	3	0	0	0	0	15	0	1		
* Walker, Jared	.254	41	134	18	34	10	1	10	30	76	11	0	51	3	2	.327	.567	.894	1	0	4	2	19	13	8	0	0	0	2		
Wong, Connor	.278	27	97	19	27	6	0	5	18	48	7	0	26	1	1	.336	.495	.831	1	0	2	5	0	0	0	0	0	27	5		
* Yarnall, Nick	.217	37	120	20	26	7	1	4	15	47	22	0	41	0	0	.336	.392	.727	1	0	0	0	37	0	0	0	0	0	3		
Team Total	.236	139	4589	607	1085	226	40	108	541	1715	486	6	1294	114	66	.313	.374	.687	47	7	46	86							171		

PITCHERS	W	L	ERA	G	GS	CG	SHO	SV	SVO	IP	H	R	ER	HR	HB	BB	IBB	SO	BK	WP	GO/AO	DP													
																						WHIP	AVG	AB	TBF	SF	GF	HLD							
Abdullah, Imani	0	2	5.11	6	6	0	0	0	0	12.1	12	8	7	1	0	7	0	13	1	2	0.92	1	1.54	.250	48	55	0	0	0						
Alexy, A.J.	2	6	3.67	19	19	0	0	0	0	73.2	46	32	30	3	8	37	1	86	2	7	0.62	2	1.13	.180	255	303	2	0	0						
Berman, Steve	0	1	20.25	1	0	0	0	0	0	1	2	3	3	0	0	3	0	1	0	0	1.00	1	3.75	.400	5	8	0	0	0						
Carter, James	0	0	2.40	10	0	0	0	0	1	15.0	16	6	4	2	1	4	0	18	0	1	1.08	2	1.33	.276	58	64	1	5	1						
* Crawford, Leo	7	10	4.60	25	24	0	0	0	0	135.0	134	80	69	12	4	47	0	97	5	4	0.83	11	1.34	.255	526	588	5	0	0						
Crouse, Logan	0	0	3.00	1	0	0	0	0	0	3.0	3	1	1	0	0	0	0	1	0	0	3.00	0	1.00	.250	12	12	0	0	1						
Curry, Parker	1	1	1.88	5	1	0	0	1	1	14.1	8	5	3	2	0	3	0	17	0	1	1.45	1	0.77	.154	52	55	0	2	0						
* De Paula, Luis	0	2	24.75	3	0	0	0	0	0	4.0	9	11	11	1	0	4	0	5	0	3	0.67	0	3.25	.474	19	23	0	0	0						
Duester, Patrick	2	0	4.71	15	0	0	0	1	2	21.0	19	11	11	3	1	7	0	20	0	3	0.82	3	1.24	.241	79	87	0	9	1						
Felix, Carlos	1	1	3.86	3	2	0	0	0	0	14.0	19	9	6	1	0	3	0	14	0	1	1.00	1	1.57	.328	58	62	1	0	0						
* French, Austin	1	1	6.00	5	0	0	0	0	0	9.0	11	7	6	0	0	8	0	9	0	1	8.00	1	2.11	.297	37	46	0	1	0						
German, Angel	1	0	1.91	21	0	0	0	7	8	33.0	22	9	7	0	3	14	0	37	0	2	1.46	2	1.09	.190	116	135	1	14	0						
Gonsolin, Tony	0	1	3.38	3	0	0	0	1	1	8.0	8	3	3	2	0	0	0	12	0	0	0.86	0	1.00	.242	33	33	0	1	0						
Grana, Kyle	0	0	3.86	2	0	0	0	0	1	2.1	1	1	1	0	0	1	0	2	0	1	5.00	0	0.86	.125	8	10	0	1	0						
* Harrison, Garrett	0	0	21.60	1	0	0	0	0	0	1.2	3	5	4	1	1	2	0	1	0	0	1.00	0	3.00	.375	8	11	0	0	0						
Jaggiello, Dan	2	0	4.26	12	0	0	0	3	4	33.1	24	13	10	2	1	17	0	51	0	4	1.26	2	1.23	.190	126	145	1	10	2						
Jimenez, Melvin	3	2	2.57	9	4	0	0	1	2	28.0	19	8	8	1	3	12	0	36	1	2	0.47	1	1.11	.194	98	114	0	1	0						
Kasowski, Marshall	1	1	6.00	5	3	0	0	0	0	6.0	10	6	4	1	0	9	0	6	1	0	1.00	0	3.17	.357	28	37	0	0	0						
Long, Nolan	3	4	2.70	20	0	0	0	4	4	33.1	24	13	10	2	1	17	0	51	0	4	1.26	2	1.23	.190	126	145	1	10	2						
Mathewson, Chris	5	4	3.11	21	12	2	0	0	1	101.1	95	44	35	7	1	37	0	102	0	8	1.47	8	1.30	.246	386	430	5	4	0						
May, Dustin	9	6	3.88	23	23	0	0	0	0	123.0	121	60	53	8	9	26	0	113	1	10	1.46	8	1.20	.249	485	525	2	0	0						
Montgomerie, Willis	0	0	4.91	3	0	0	0	0	0	3.2	5	3	2	0	0	3	0	3	0	3	1.67	0	2.18	.313	16	19	0	1	0						
Montgomery, Brandon	0	0	0.00	1	0	0	0	0	0	1.0	0	0	0	0	0	0	0	2	0	0	1.00	0	0.00	.000	3	3	0	1	0						
Moseley, Ryan	0	2	5.25	18	0	0	0	2	3	36.0	34	26	21	1	1	22	0	37	0	8	2.00	4	1.56	.248	137	163	1	8	2						
Muhammad, Jeremiah	2	1	3.45	15	0	0	0	0	0	31.1																									



KANE COUNTY COUGARS

Operated by: Cougars Baseball Partnership/ASE, Inc.
Affiliation (first year): Arizona Diamondbacks (2013)
Years in Midwest League: 1991-

Media Contact.....Jacquie Boatman

Field Staff

Manager Blake Lalli
Pitching Coach Rich Sauveur
Hitting Coach Rick Short
Coach Jorge Cortes
Athletic Trainer Kelly Boyce
Strength & Conditioning Coach Scott Anderson


Office address: 34W002 Cherry Lane, Geneva, IL 60134
Telephone: (630) 232-8811
Press Box: (630) 232-8811
FAX: (630) 232-8815
E-Mail address: info@kccougars.com
Website: www.kccougars.com



Fifth Third Bank Ballpark (1991)

Capacity: 7,400
Home Clubhouse: (630) 232-8811 x134
Visitors Clubhouse: (630) 232-8811 x141.
Stadium dimensions: LF-335, CF-400, RF-335

Directions: From West: I-88 East to Farnsworth Road
North Exit, five miles north to Cherry Lane, left into
stadium.



Arizona Diamondbacks

Mike Bell, Dir. Minor League Operations
Arizona Diamondbacks
401 E. Jefferson
Phoenix, AZ 85004
Phone: 602-462-6000
Fax: 602-462-6425

The Road to Phoenix

- AAA - Reno Aces (Pacific Coast)
- AA - Jackson Generals (Southern)
- A - Visalia Rawhide (California)
- A - Kane County Cougars (Midwest)
- Short-Season - Hillsboro Hops (N'west)
- Rookie - Missoula Osprey (Pioneer)
- Rookie - AZL Diamondbacks (Arizona)

KANE COUNTY COUGARS 2017 TEAM STATS

Copyright 2017 by Major League Baseball Advanced Media.

Kane County Cougars Individual Statistics As of: 09/22/2017 03:43 PM EDT
Choose a highlighted category to sort. NOTE: Rate stats do not use qualifiers.

W-L Record: 72-65

BATTERS	AVG	G	AB	R	H	2B	3B	HR	RBI	TB	BB	IBB	SO	SB	CS	OBP	SLG	OPS	SF	SAC	GAMES BY POSITION													
																					HBP	DP	1B	2B	3B	SS	OF	C	E					
* Baker, Tyler	.250	2	4	0	1	0	0	0	0	1	0	0	2	0	0	.250	.250	.500	0	0	0	0	0	0	0	0	0	0	2	0				
# Basabe, Luis Alejandro	.229	53	175	21	40	13	0	2	7	59	22	0	54	8	4	.318	.337	.655	0	3	1	0	0	36	3	0	0	0	0	6				
* Chisholm, Jasrado	.248	29	109	14	27	5	2	1	12	39	10	0	39	3	0	.325	.358	.683	1	2	3	1	0	0	0	29	0	0	9					
* Christy, Francis	.179	21	78	7	14	1	0	0	2	15	1	0	25	3	0	.190	.192	.382	0	0	0	1	0	0	0	0	0	13	1					
De La Garza, Paxton	.224	37	125	13	28	8	0	4	19	48	15	0	41	1	1	.305	.384	.689	1	1	0	3	16	3	7	0	2	0	2					
DeLuzio, Ben	.317	46	186	20	59	14	3	0	18	79	13	0	33	13	7	.366	.425	.791	1	0	2	2	0	0	0	0	46	0	1					
* Endris, Billy	.187	22	75	7	14	1	0	0	10	15	5	0	20	1	3	.235	.200	.435	1	1	0	1	0	0	0	0	21	0	1					
# Flores, Raymel	.206	32	97	12	20	5	1	0	9	27	5	0	26	4	2	.260	.278	.538	0	3	2	0	0	0	1	28	2	0	8					
Grier, Anfernee	.251	123	475	69	119	20	3	4	36	157	58	0	114	30	11	.340	.331	.671	3	3	8	9	0	0	0	0	113	0	5					
Hernandez, Ramon	.294	114	445	46	131	21	2	13	72	195	20	0	87	3	6	.338	.438	.776	4	0	11	16	21	0	90	0	0	15						
# Herrera, Jose	.208	58	221	14	46	15	0	1	22	64	16	0	32	0	0	.261	.290	.550	1	0	0	6	0	0	0	0	0	57	5					
Jefferson, Manny	.221	121	420	41	93	20	3	2	40	125	35	0	105	7	2	.291	.298	.588	7	0	9	8	0	59	0	50	1	0	15					
Karaviotis, Mark	.307	57	202	35	62	13	1	2	21	83	21	0	54	1	0	.398	.411	.809	2	0	11	2	51	0	0	0	0	0	5					
Lopez, B.J.	.280	28	82	9	23	6	0	0	9	29	16	0	9	0	1	.394	.354	.748	1	2	0	2	0	0	0	0	0	27	4					
Morozowski, Jason	.286	11	49	3	14	0	0	0	3	14	2	1	8	1	0	.340	.286	.625	0	0	2	0	0	0	0	0	11	0	0					
Nehrir, Zach	.111	6	18	3	2	0	0	0	0	2	3	0	0	2	2	.273	.111	.384	0	0	1	0	0	0	0	0	6	0	0					
Olmeda, Alexis	.183	33	104	12	19	3	0	0	6	22	14	0	27	2	3	.277	.212	.489	1	1	0	5	10	0	0	0	0	19	6					
* Owings, Connor	.207	7	29	4	6	0	0	1	4	9	2	0	10	0	0	.281	.310	.592	0	0	1	0	0	2	0	0	2	0	0					
Ozuna, Fernery	.267	30	90	13	24	4	1	2	16	36	8	0	32	3	3	.337	.400	.737	1	3	2	3	0	10	8	6	7	1	3					
Queliz, Jose	.353	5	17	3	6	1	0	0	1	7	2	0	4	0	0	.421	.412	.833	0	0	0	1	0	0	0	0	0	5	1					
Ramos, Eudy	.218	30	119	8	26	2	0	1	11	31	4	0	25	0	2	.248	.261	.509	1	0	1	6	16	0	10	0	0	0	2					
Sanchez, Yan	.203	33	138	18	28	6	2	2	13	44	4	0	32	2	4	.231	.319	.550	0	0	1	4	0	0	0	31	3	0	6					
Silverio, Luis	.270	101	385	62	104	22	6	5	37	153	26	0	83	10	5	.323	.397	.720	2	0	5	6	0	0	0	0	79	0	5					
Smith, Kyle	.182	26	99	11	18	8	0	4	14	38	7	0	50	0	0	.234	.384	.617	1	0	0	2	22	0	0	0	0	0	1					
Smith, Stephen	.286	42	126	19	36	10	2	2	19	56	27	0	41	2	3	.427	.444	.871	0	0	4	3	0	0	0	0	38	0	0					
Sopilka, David	.278	5	18	1	5	1	0	0	1	6	0	0	3	0	0	.278	.333	.611	0	0	0	0	0	0	0	0	0	4	0					
* Spivey, Seth	.115	7	26	2	3	3	0	0	5	6	3	0	4	0	0	.233	.231	.464	0	0	1	0	5	1	0	0	0	0	0					
Thompson, Cole	.176	14	51	4	9	3	0	1	6	15	2	0	17	0	1	.204	.294	.498	1	0	0	2	0	0	0	0	0	14	1					
Walton, Adam	.266	72	244	26	65	15	1	2	25	88	17	0	60	6	2	.321	.361	.681	1	1	3	7	0	36	24	0	0	6						
Wilson, Marcus	.295	103	383	56	113	21	5	9	54	171	55	2	90	15	7	.383	.446	.829	4	1	2	7	0	0	0	0	93	0	4					
Team Total	.252	137	4590	553	1155	241	32	58	492	1634	413	3	1135	115	69	.321	.356	.677	34	21	70	97							136					

PITCHERS	W	L	ERA	G	GS	CG	SHO	SV	SVO	IP	H	R	ER	HR	HB	BB	IBB	SO	BK	WP	GO/AO	DP	WHIP	AVG	AB	TBF	SF	GF	HLD
Aker, Mitchell	0	2	12.00	4	2	0	0	0	1	9.0	19	17	12	1	0	8	0	2	0	0	0.92	2	3.00	.413	46	54	0	0	0
Atkinson, Ryan	2	5	3.34	10	10	0	0	0	0	56.2	40	22	21	4	3	18	0	68	0	7	0.81	5	1.02	.201	199	225	3	0	0
Badamo, Tyler	1	0	2.57	1	1	0	0	0	0	7.0	10	2	2	0	0	0	0	3	0	0	0.89	0	1.43	.345	29	30	1	0	0
Becker, Cal	1	1	6.62	13	0	0	0	1	1	17.2	21	13	13	2	2	11	0	13	1	4	1.53	1	1.81	.296	71	85	0	7	1
* Benitez, Anfernee	0	1	2.03	11	0	0	0	1	3	13.1	10	3	3	0	0	9	0	11	0	3	0.75	1	1.43	.208	48	58	0	3	2
Burr, Ryan	1	2	2.81	22	0	0	0	4	5	32.0	29	10	10	3	1	15	0	46	1	1	1.71	1	1.38	.244	119	137	1	7	5
Bustamante, Carlos	1	1	0.55	6	1	0	0	1	1	16.1	9	1	1	0	0	2	0	16	0	0	1.31	1	0.67	.164	55	57	0	2	0
Clark, Cody	0	2	4.44	19	0	0	0	3	4	24.1	25	13	12	5	1	7	1	28	0	3	0.72	2	1.32	.272	92	104	2	12	0
De La Garza, Paxton	0	0	0.00	1	0	0	0	0	0	2.0	1	0	0	0	0	0	0	1	0	0	0.50	0	0.50	.125	8	8	0	0	0
Duplantier, Jon	6	1	1.24	13	12	0	0	0	0	72.2	45	13	10	4	15	1	78	0	5	1.60	5	0.83	.180	250	272	0	0	0	
Eveld, Tommy	1	0	0.33	22	0	0	0	14	14	27.2	10	3	1	0	0	8	0	33	0	1	1.88	2	0.65	.111	90	100	2	19	0
* Garcia, Junior	2	3	2.45	18	0	0	0	3	5	25.2	14	9	7	1	1	14	2	38	0	3	1.22	2	1.09	.157	89	107	0	9	1
Ginkel, Kevin	1	1	14.85	6	0	0	0	0	0	6.2	8	11	11	1	2	9	1	5	1	1	0.50	0	2.55	.308	26	39	1	2	0
Gonzalez, Erbert	1	0	3.72	9	0	0	0	1	1	9.2	9	4	4	0	1	6	0	10	0	1	0.90	0	1.55	.243	37	45	0	5	1
Grey, Connor	3	1	2.11	7	7	2	1	0	0	47.0	36	14	11	2	1	1	0	39	0	1	0.78	1	0.79	.216	167	173	4	0	0
Hoover, J.J.	0	1	9.00	1	0	0	0	0	0	1.0	2	1	1	0	0	0	0	2	0	0	0.00	0	2.00	.500	4	5	1	0	0
Huang, Wei-Chieh	1	1	1.58	20	0	0	0	0	1	40.0	25	8	7	2	2	10	0	47	0	5	0.63	0	0.88	.172	145	159	0	3	7
* Lemieux, Mack	7	5	4.69	19	19	0	0	0	0	101.2	11																		



LAKE COUNTY CAPTAINS

Operated by: Casica, LLC
Affiliation (first year): Cleveland Indians (2003)
Years in Midwest League: 2010-

Media Contact.....Tim O'Brien

Field Staff

Manager Luke Carlin
Pitching Coach Joe Torres
Hitting Coach Peter Lauritson
Bench Coach Kyle Hudson
Trainer Jake Legan
Strength & Conditioning Coach Juan Acevedo

Office address: 35300 Vine Street, Eastlake OH, 44095
Telephone: (440) 975-8085
Press Box: (440) 975-8085 x144
FAX: (440) 975-8958
E-Mail address: info@lakecountycaptains.com
Website: www.captainsbaseball.com



Classic Park (2003)

Capacity: 6,157
Home Clubhouse: N/A
Visitors Clubhouse: N/A
Stadium dimensions: LF-320, CF-400, RF-320

Directions: Off Route 2, Classic Park is located directly off the Route 91 exit. Off of I-90, Classic Park is located 1.5 miles south of the Route 91 exit.



Cleveland Indians

James Harris, Dir. Player Development
Cleveland Indians
2401 Ontario Street
Cleveland, OH 44115
Phone: (216) 420-4301
Fax: (216) 420-4321

The Road to Cleveland

- AAA - Columbus Clippers (International)
- AA - Akron RubberDucks (Eastern)
- A - Lynchburg Hillcats (Carolina)
- A - Lake County Captains (Midwest)
- Short-Season - Mahonig Valley Scrappers (NYP)
- Rookie - AZL Indians (Arizona)

LAKE COUNTY CAPTAINS 2017 TEAM STATS

Copyright 2017 by Major League Baseball Advanced Media.


Lake County Captains Individual Statistics As of: 09/20/2017 09:15 PM GMT
Choose a highlighted category to sort. NOTE: Rate stats do not use qualifiers.

W-L Record: 54-85

	GI —GAMES BY POSITION—																													
	AVG	G	AB	R	H	2B	3B	HR	RBI	TB	BB	IBB	SO	SB	CS	OBP	SLG	OPS	SF	SAC	HBP	DP	1B	2B	3B	SS	OF	C	E	
* Bradley, Kevin	.237	13	38	2	9	2	0	0	4	11	5	0	17	0	2	.311	.289	.601	2	0	0	0	11	0	0	1	0	3		
* Brooks, Trenton	.214	29	112	11	24	5	0	1	8	32	12	0	26	0	1	.302	.286	.587	0	0	2	1	0	0	0	0	29	0	1	
* Capei, Conner	.246	119	439	73	108	22	7	22	61	210	43	0	108	15	10	.316	.478	.795	4	2	4	6	0	0	0	0	111	0	3	
Cerda, Erlin	.231	7	26	3	6	2	1	0	3	10	0	0	7	1	0	.231	.385	.615	0	0	0	0	0	2	5	0	0	0	2	
Chu, Li-Jen	.269	125	465	57	125	22	0	17	67	198	40	1	91	0	0	.338	.426	.764	2	1	10	12	0	0	0	0	0	50	7	
Collins, Gavin	.270	40	141	23	38	5	1	8	19	69	14	0	30	0	0	.340	.489	.829	2	0	2	7	0	0	34	0	0	7	10	
# De La Cruz, Juan	.280	8	25	2	7	1	0	1	4	11	1	0	5	0	0	.308	.440	.748	0	0	0	0	5	0	0	0	0	0	3	1
Eladio, Miguel	.242	95	355	39	86	11	4	7	28	126	11	0	103	2	2	.270	.355	.625	1	1	3	1	0	61	6	32	0	0	17	
# Ice, Logan	.228	93	316	38	72	10	1	11	42	117	42	0	74	1	1	.320	.370	.690	5	1	3	7	0	0	0	0	0	81	6	
Isaacs, Todd	.224	82	295	30	66	14	2	9	33	111	12	0	103	18	3	.260	.376	.636	2	1	3	6	0	0	0	0	82	0	3	
* Longo, Mitch	.361	55	202	37	73	18	2	4	25	107	23	1	35	18	1	.431	.530	.961	3	0	4	2	0	0	0	0	48	0	2	
* Medina, Jose	.234	54	175	28	41	6	0	9	17	74	18	0	56	0	2	.323	.423	.746	0	0	5	0	12	0	0	0	33	0	5	
# Mejia, Gabriel	.229	44	153	15	35	4	1	0	8	41	13	0	31	12	4	.286	.268	.554	2	1	0	0	0	1	0	0	43	0	1	
* Pantoja, Alexis	.251	83	303	34	76	11	0	2	21	93	15	0	51	10	2	.284	.307	.591	2	5	0	5	2	45	25	11	1	0	8	
# Perez, Elvis	.146	16	41	5	6	0	0	0	2	6	4	0	12	0	0	.217	.146	.364	1	0	0	0	1	5	11	1	0	0	1	
Rodriguez, Jorma	.201	88	294	39	59	14	2	3	16	86	23	0	78	8	8	.266	.293	.559	2	4	4	8	0	21	67	0	0	0	8	
Soto, Junior	.172	52	174	19	30	14	0	9	17	71	6	0	61	1	1	.208	.408	.616	1	0	2	1	0	0	0	0	52	0	3	
* Tapia, Emmanuel	.213	124	461	53	98	20	0	29	71	205	35	2	180	1	0	.271	.445	.716	5	0	4	7	100	0	0	0	0	0	17	
* Tinsley, Michael	.240	30	100	10	24	4	2	3	11	41	11	0	40	3	0	.315	.410	.725	0	1	0	3	0	0	0	0	30	0	7	
Vicente, Jose	.278	35	115	15	32	8	2	6	24	62	8	0	28	1	1	.323	.539	.862	1	0	0	4	27	0	0	0	0	3	4	
# Wakamatsu, Luke	.239	100	377	49	90	17	3	12	53	149	32	0	100	8	5	.301	.395	.697	5	1	4	4	0	0	0	100	0	0	17	
Team Total	.240	139	4607	582	1105	210	28	153	534	1830	368	4	1236	99	43	.301	.397	.698	40	18	50	74								139

	PITCHERS																																	
	W	L	ERA	G	GS	CG	SHO	SV	SVO	IP	H	R	ER	HR	HB	BB	IBB	SO	BK	WP	GO/AO	DP	WHIP	AVG	AB	TBF	SF	GF	HLD					
* Aiken, Brady	5	13	4.77	27	27	0	0	0	0	132.0	134	83	70	12	6	101	0	89	1	13	1.36	24	1.78	.277	484	599	6	0	0					
Bieber, Shane	2	3	1.10	5	5	0	0	0	0	29.0	34	14	10	1	0	1	0	31	0	1	0.77	0	1.21	.291	117	121	2	0	0					
* Brady, Sean	1	0	1.00	4	4	0	0	0	0	18.0	12	2	2	0	1	1	0	13	0	1	1.93	1	0.72	.182	66	68	0	0	0					
* Brooks, Trenton	0	0	0.00	1	0	0	0	1	1	1.0	0	0	0	0	0	1	0	1	0	0	0.00	0	1.00	.000	3	4	0	1	0					
Civale, Aaron	2	4	4.58	10	10	0	0	0	0	57.0	64	34	29	2	3	5	0	53	2	3	1.58	10	1.21	.284	225	236	1	0	0					
Colegate, Ryan	2	2	5.97	27	0	0	0	0	1	60.1	76	48	40	4	6	17	0	39	1	1	1.65	6	1.54	.305	249	276	3	10	0					
* Draper, Zack	0	0	5.40	1	0	0	0	0	0	1.2	4	1	1	0	0	0	0	3	0	2	2.00	0	2.40	.444	9	9	0	1	0					
Eubank, Luke	0	0	0.00	3	0	0	0	0	1	4.0	2	0	0	0	0	2	0	3	0	0	1.25	1	1.00	.143	14	16	0	1	1					
Garza, Justin	4	6	5.83	26	8	0	0	3	3	95.2	97	72	62	12	6	46	0	86	1	9	0.69	7	1.49	.265	366	424	5	8	2					
* Herrera, Alsis	6	2	3.69	28	0	0	0	0	1	61.0	57	30	25	3	5	28	1	46	0	9	0.82	3	1.39	.248	230	269	6	5	3					
* Hillman, Juan	7	10	6.08	26	26	0	0	0	0	137.2	158	102	93	22	10	48	0	101	2	9	0.90	10	1.50	.290	544	611	6	0	0					
Jimenez, Domingo	0	0	8.18	9	0	0	0	0	0	11.0	16	10	10	1	1	8	0	4	0	5	0.23	1	2.18	.356	45	56	2	2	0					
Jimenez, Luis	2	8	6.60	16	16	0	0	0	0	76.1	93	61	56	16	10	30	0	65	1	7	0.94	7	1.61	.294	316	357	1	0	0					
* Krauth, Ben	4	2	1.75	23	2	0	0	0	1	61.2	43	14	12	4	1	30	1	72	0	0	1.00	3	1.18	.205	210	246	2	4	2					
Lee, Jacob	0	1	4.91	5	0	0	0	0	0	7.1	4	5	4	0	1	7	0	4	0	0	2.60	0	1.50	.160	25	34	0	1	1					
Letkewicz, Michael	0	2	3.65	17	0	0	0	0	0	24.2	28	10	10	1	0	11	0	24	0	3	0.72	1	1.58	.275	102	113	0	1	3					
Martinez, Henry	5	3	3.15	35	1	0	0	3	6	60.0	54	30	21	1	1	16	1	59	1	0	1.54	5	1.17	.238	227	252	5	20	2					
* Merritt, Ryan	1	0	2.57	1	1	0	0	0	0	7.0	7	2	2	0	0	1	0	4	0	0	3.00	1	1.14	.269	26	28	0	0	0					
Mingo, Cameron	0	2	2.55	5	1	0	0	0	0	17.2	19	10	5	1	0	4	0	3	0	1	0.71	0	1.30	.260	73	79	2	3	1					
Miniard, Micah	4	13	7.80	26	23	0	0	0	1	117.2	157	109	102	21	14	60	0	61	2	13	1.60	14	1.84	.320	491	570	3	1	0					
Plesac, Zach	1	1	3.60	6	6	0	0	0	0	25.0	19	11	10	2	3	6	0	19	1	2	0.57	3	1.00	.211	90	102	2	0	0					
Ryan, Ryder	3	4	4.79	33	0	0	0	6	10	41.1	44	28	22	4	3	17	1	49	1	2	1.17	3	1.48	.267	165	189	1	27	2					
Siri, Dalbert	1	2	3.10	39	0	0	0	14	16	40.2	29	19	14	1	8	26	0	64	0	5	1.07	2	1.35	.192	151	187	0	36	0					
* Tully, Tanner	4	6	3.16	16	8	1	0	1	3	77.0	73	37	27	10	5	10	0	76	0	5	0.71	8	1.08	.243	300	318	3	8	0					
* Valladares, Randy	0	0	13.50	1	0	0	0	0	0	2.0	1	3	3	1	1	3	0	1	0	0	0.67	0	2.00	.143	7	11	0	0	0					
Ventura, Cesar	0	1	4.89	16	1	0	0	0	1	38.2	49	23	21	5	2	20	1	32	1	6	0.72	2	1.78	.318	154	182	4	8	0					
Vicente, Jose	0	0	0.00	1	0	0	0	0	0	2.0	0	0	0	0	0	3	0	1	0	0	0.25	0	1.50	.000	6	9	0	1	0					
Team Total	54	85	4.85	139	139	1	5	28	45	1207.1	1274	758	651	124	87	502	5	1003	14	97	1.34	112	1.47	.271	4695	5366	54	138	17					

KEY: * - lefthanded hitter/pitcher, # - switch hitter



LANSING LUGNUTS



Operated by: Take Me Out to the Ballgame, LLC
Affiliation (first year): Toronto Blue Jays (2005)
Years in Midwest League: 1996-

Media Contact.....Jesse Goldberg-Strassler

Field Staff

Manager	Cesar Martin
Pitching Coach	Anthony Caceres
Hitting Coach	Matt Young
Position Coach	Dave Pano
Athletic Trainer	Caleb Daniel
Strength Coach	Aaron Spano


Office address: 505 E. Michigan Ave., Lansing, MI 48912
Telephone: (517) 485-4500
Press Box: (517) 485-5307
FAX: (517) 485-4518
E-Mail address: info@lansinglugnuts.com
Website: www.lansinglugnuts.com



Cooley Law School Stadium (1995)

Capacity: 11,000
Home Clubhouse: (517) 485-4500 x257
Visitors Clubhouse: (517) 485-4500 x258
Stadium dimensions: LF-305, CF-412, RF-305

Directions: From East/West & Sout: I-496 downtown, north at Larch Street Exit, stadium on left. From North: 27-S becomes Cedar Street. Stadium on corner of Cedar and Michigan.



Toronto Blue Jays

Charlie Wilson, Director Minor League Operations
Bobby Mattick Training Center at Englebert Complex
1700 Solon Avenue
Dunedin, FL 34698
Phone: 727-734-8007
Fax: 727-734-8162

The Road to Toronto

- AAA - Buffalo Bisons (International)
- AA - New Hampshire Fisher Cats (Eastern)
- A - Dunedin Blue Jays (Florida State)
- A - Lansing Lugnuts (Midwest)
- Short-Season - Vancouver Canadians (Pioneer)
- Rookie - Bluefield Blue Jays (APPY)
- Rookie - GCL Blue Jays (GCL)

LANSING LUGNUTS 2017 TEAM STATS

Copyright 2017 by Major League Baseball Advanced Media.

Lansing Lugnuts Individual Statistics As of: 09/04/2017 04:21 PM EDT
 Choose a highlighted category to sort. NOTE: Rate stats do not use qualifiers.

W-L Record: 63-73

BATTERS	AVG	G	AB	R	H	2B	3B	HR	RBI	TB	BB	IBB	SO	SB	CS	OBP	SLG	OPS	SF	SAC	HBP	GI									
																						DP	1B	2B	3B	SS	OF	C	E		
Bichette, Bo	.384	70	284	60	109	32	3	10	51	177	28	0	55	12	3	.448	.623	1.071	0	0	5	3	0	14	0	51	0	0	13		
# De La Cruz, Michael	.200	13	45	4	9	2	0	0	5	11	5	0	7	1	0	.288	.244	.533	1	0	1	0	0	0	0	0	0	0	13	0	
De Los Santos, Luis	.143	6	21	1	3	0	0	0	1	3	0	0	6	0	0	.136	.143	.279	1	2	0	0	0	0	6	0	0	0	0		
Gudino, Yeltsin	.259	115	413	44	107	14	2	2	42	131	35	0	63	2	3	.330	.317	.648	4	2	11	10	0	51	0	66	0	0	16		
Guerrero Jr., Vladimir	.316	71	269	53	85	21	1	7	45	129	40	2	34	6	2	.409	.480	.888	4	0	5	11	0	0	61	0	0	0	8		
Hernandez, Javier	.224	35	134	12	30	5	0	2	10	41	8	0	39	0	0	.273	.306	.579	0	0	1	3	0	0	0	0	0	34	6		
* Hissey, Ryan	.254	33	118	19	30	4	1	2	23	42	10	0	21	1	1	.313	.356	.669	4	0	2	7	1	0	0	0	0	29	3		
* Jacob, David	.288	18	73	9	21	2	0	3	14	32	6	0	19	0	0	.358	.438	.796	0	0	2	1	14	0	0	0	0	0	0		
Jones, Bradley	.326	49	184	33	60	10	3	9	39	103	21	1	47	3	2	.394	.560	.954	2	0	1	3	8	20	13	0	0	0	8		
# Knight, Nash	.261	87	318	37	83	17	2	3	54	113	51	2	64	4	0	.366	.355	.722	2	2	3	9	43	14	17	0	0	1	8		
Morgan, Matt	.250	1	4	0	1	0	0	0	0	1	0	0	0	0	0	.250	.250	.500	0	0	0	0	0	0	0	0	0	1	0		
Nay, Mitch	.222	61	252	26	56	9	2	10	40	99	15	0	57	0	0	.265	.393	.658	6	0	2	7	18	0	28	0	0	5			
Olivares, Edward	.277	101	426	82	118	26	9	17	65	213	22	1	82	18	7	.330	.500	.830	3	0	13	12	0	0	0	0	88	0	7		
# Orozco, Rodrigo	.282	70	284	42	80	19	2	1	29	106	39	0	52	8	4	.367	.373	.740	3	3	1	6	0	0	0	0	61	0	0		
* Palacios, Joshua	.280	91	368	65	103	18	3	2	39	133	42	0	78	12	6	.360	.361	.722	3	0	6	4	0	0	0	0	87	0	9		
Romanin, Mattingly	.204	31	108	9	22	10	0	0	10	32	8	0	29	0	1	.261	.296	.557	2	3	1	2	0	22	6	0	1	0	9		
Silva, Luis	.196	38	138	14	27	6	0	0	8	33	7	0	25	0	0	.240	.239	.479	0	1	1	3	0	16	14	5	0	1	4		
Sinay, Nick	.215	79	219	44	47	4	1	1	16	56	32	0	58	23	10	.405	.256	.661	0	4	38	3	0	0	0	0	61	0	0		
Smith, Ridge	.247	51	166	22	41	15	1	2	26	64	23	0	38	2	0	.337	.386	.722	5	0	2	3	0	0	0	0	0	46	9		
Sotillo, Andres	.261	22	69	5	18	2	0	0	5	20	10	0	21	0	1	.378	.290	.668	0	1	3	1	0	0	0	0	0	20	1		
* Thomas, Jake	.275	37	120	15	33	6	2	0	16	43	40	0	33	9	3	.457	.358	.816	2	0	2	0	0	0	0	0	25	0	0		
Vicuna, Kevin	.340	12	50	6	17	1	1	0	4	20	2	0	13	3	2	.389	.400	.789	0	0	2	0	0	1	0	10	0	0	2		
* Williams, Christian	.263	66	240	39	63	14	1	3	35	88	26	1	78	1	0	.342	.367	.709	2	0	4	5	57	0	1	0	0	0	6		
* Woodman, J.B.	.240	96	362	44	87	19	5	7	45	137	40	1	157	8	4	.320	.378	.699	5	2	5	3	1	0	0	87	0	5			
Team Total	.268	136	4665	685	1250	256	39	81	622	1827	510	8	1079	113	49	.351	.392	.742	49	20	111	96							130		

PITCHERS	W	L	ERA	G	GS	CG	SHO	SV	SVO	IP	H	R	ER	HR	HB	BB	IBB	SO	BK	WP	GO/AO	DP	WHIP	AVG	AB	TBF	SF	GF	HLD
* Burgos, Miguel	0	0	1.93	4	0	0	0	0	0	4.2	3	1	1	0	1	5	0	6	0	0	2.00	1	1.71	.214	14	21	1	4	0
Carkuff, Jared	1	2	3.79	21	0	0	0	7	7	35.2	32	18	15	1	4	8	0	32	0	1	0.88	1	1.12	.232	138	151	0	14	3
Cuevas, Adams	0	0	4.50	1	0	0	0	0	0	2.0	2	1	1	0	2	1	0	0	0	0.33	1	1.50	.333	6	9	0	0	0	
Derramo, Andrew	0	3	6.24	28	0	0	0	0	2	49.0	68	37	34	3	3	29	1	43	0	11	1.00	3	1.98	.329	207	241	2	7	3
Diaz, Denis	0	5	7.84	26	11	0	0	0	0	70.0	79	68	61	8	5	56	0	59	1	18	0.84	6	1.93	.292	271	341	7	7	0
Diaz, Yennys	5	2	4.79	16	16	0	0	0	0	77.0	71	41	41	10	2	41	0	82	0	4	0.62	4	1.45	.249	285	332	3	0	0
Ellenbest, Mike	8	8	6.53	27	25	0	0	0	0	122.2	157	91	89	17	4	56	0	93	0	9	1.21	19	1.74	.322	488	557	8	0	0
Eller, Connor	1	4	4.17	21	0	0	0	2	3	36.2	37	24	17	3	4	19	1	25	0	3	1.26	3	1.53	.257	144	171	2	11	2
Encina, Geno	4	2	4.26	29	2	0	0	2	3	76.0	85	48	36	16	1	29	1	55	1	1	1.22	8	1.50	.286	297	339	11	9	2
Eveld, Bobby	0	0	1.80	2	0	0	0	0	1	5.0	3	2	1	0	2	2	0	3	0	1	1.25	3	1.00	.200	15	19	0	0	1
* Fishman, Jake	0	1	4.05	4	0	0	0	0	1	6.2	6	3	3	2	0	0	0	15	0	2	0.20	0	0.90	.222	27	27	0	2	0
Glaude, Griffin	4	3	5.48	24	0	0	0	1	3	47.2	47	29	29	9	4	19	1	47	0	1	0.74	2	1.38	.257	183	211	3	5	1
Gutierrez, Osman	4	11	7.85	18	18	0	0	0	0	78.0	89	72	68	9	9	52	0	71	1	11	0.76	2	1.81	.288	309	378	7	0	0
Hall, Chris	1	2	8.74	6	0	0	0	0	0	11.1	20	12	11	3	0	7	0	9	0	2	0.47	2	2.38	.400	50	58	0	2	0
Hartman, Nick	2	2	3.29	32	0	0	0	2	5	38.1	40	21	14	2	4	15	1	37	0	5	1.62	3	1.43	.267	150	172	1	19	5
Herdenez, Yonardo	0	1	4.13	9	1	0	0	0	1	24.0	21	11	11	2	0	10	0	17	0	2	0.66	1	1.29	.233	90	101	0	1	3
* Higuera, Juliandry	4	0	4.74	18	2	0	0	0	2	43.2	46	26	23	3	2	15	0	51	0	10	2.13	3	1.40	.271	170	189	2	6	1
Jackson, Zach	1	0	3.15	15	0	0	0	1	2	20.0	13	7	7	2	1	8	0	25	0	3	0.94	0	1.05	.181	72	82	0	7	2
* Lietz, Dan	2	1	2.50	22	0	0	0	1	4	39.2	31	14	11	2	5	21	0	29	1	4	2.04	6	1.31	.220	141	171	1	9	3
Maese, Justin	5	3	4.84	12	12	3	0	0	0	70.2	78	46	38	3	1	26	0	60	0	4	1.59	9	1.47	.279	280	310	2	0	0
Manzueta, Danilo	0	0	16.20	1	0	0	0	0	0	1.2	5	3	3	0	0	0	0	2	0	0	0.50	0	3.00	.500	10	10	0	0	0
McClelland, Jackson	1	2	1.80	16	0	0	0	8	9	20.0	13	8	4	0	0	10	1	17	0	2	0.54	2	1.15	.194	67	80	2	14	1
Murphy, Patrick	4	3	2.94	15	15	0	0	0	0	88.2	87	38	29	5															



PEORIA CHIEFS

Operated by: Peoria Chiefs Community Baseball Club, LLC
Affiliation (first year): St. Louis Cardinals (2013)
Years in Midwest League: 1983-

Media Contact.....Nathan Baliva

Field Staff

Manager Chris Swauger
Pitching Coach Cale Johnson
Hitting Coach Russ Chambliss
Athletic Trainer Dan Martin
Strength & Conditioning..... Frank Spinelli


Office address: 730 SW Jefferson, Peoria, IL 61602
Telephone: (309) 680-4000
Press Box: (309) 680-4045
FAX: (309) 680-4080
E-Mail address: feedback@chiefsnet.com
Website: www.peoriachiefs.com



Dozier Park (2002)

Capacity: 7,500
Home Clubhouse: (309) 680-4050
Visitors Clubhouse: (309) 680-4051
Stadium dimensions: LF-310, CF-400, RF-310

Directions: From South/East: I-74, exit 93A (Jefferson St.). After six stoplights, stadium is on your left. From North/West: I-74, exit 92 (Glendale Ave.). Glendale Ave. will merge into Kumpf Boulevard after four blocks. Turn right at fourth stoplight onto Jefferson St. Stadium is two blocks down the street.



St. Louis Cardinals

Gary LaRocque, Director of Player Development
St. Louis Cardinals
1000 South 4th Street
St. Louis, MO 63102
Phone: 314-345-9600
Fax: 314-345-9519

The Road to St. Louis

- AAA - Memphis Redbirds (Pacific Coast)
- AA - Springfield Cardinals (Texas)
- A - Palm Beach Cardinals (Florida State)
- A - Peoria Chiefs (Midwest)
- Short-Season - State College Spikes (NY-Penn)
- Rookie - Johnson City Cardinals (Appy)
- Rookie - Gulf Coast Cardinals (GCL)


PEORIA CHIEFS 2017 TEAM STATS

Copyright 2017 by Major League Baseball Advanced Media.

Peoria Chiefs Individual Statistics As of: 09/22/2017 07:43 PM GMT
 W-L Record: 69-70
 Choose a highlighted category to sort. NOTE: Rate stats do not use qualifiers.

BATTERS	AVG	G	AB	R	H	GI															—GAMES BY POSITION—																	
						2B	3B	HR	RBI	TB	BB	IBB	SO	SB	CS	OBP	SLG	OPS	SF	SAC	HBP	DP	1B	2B	3B	SS	OF	C	E									
* Aikin, Craig	.077	4	13	0	1	0	0	0	0	0	1	0	0	5	0	0	.077	.077	.154	0	1	0	0	0	0	0	0	0	0	0	0	0	0	0	0	0	0	0
Billings, Shane	.310	46	168	26	52	3	3	1	11	64	7	0	27	14	5	.339	.381	.720	1	3	1	2	0	0	0	0	0	0	0	0	45	0	0	0	0	0	0	
# Carlson, Dylan	.240	115	383	63	92	18	1	7	42	133	52	1	116	6	6	.342	.347	.690	3	4	9	5	0	0	0	0	0	0	114	0	0	0	0	0	0	0	0	
Davis, J.R.	.245	87	343	28	84	18	2	4	32	118	10	0	58	8	2	.268	.344	.612	3	0	2	11	0	72	0	0	0	5	0	9	0	0	0	0	0	0	0	
Davis, Matt	.192	25	73	8	14	3	0	2	7	23	10	0	28	2	0	.306	.315	.621	0	0	2	0	0	0	0	6	0	17	0	1	0	0	0	0	0	0	0	
Denton, Bryce	.157	19	70	2	11	4	0	1	4	18	4	0	18	2	1	.200	.257	.457	1	0	0	5	0	0	0	0	0	19	0	1	0	0	0	0	0	0	0	
# Edman, Tommy	.284	38	155	24	44	8	5	2	18	68	15	2	19	8	2	.347	.439	.786	2	1	1	3	0	0	0	0	38	0	0	5	0	0	0	0	0	0	0	0
* Fennell, Mick	.254	46	173	14	44	4	0	1	25	51	13	0	29	5	4	.309	.295	.603	1	1	1	1	0	0	0	0	46	0	2	0	0	0	0	0	0	0	0	
Fiedler, Matt	.257	49	175	21	45	7	2	2	13	62	19	1	42	4	4	.337	.354	.691	2	0	3	4	0	0	0	0	0	37	0	0	0	0	0	0	0	0	0	
Hudzina, Danny	.252	74	270	28	68	12	0	8	32	104	22	2	53	1	1	.310	.385	.695	1	1	1	1	3	1	8	64	2	0	0	15	0	0	0	0	0	0	0	
* Jackson, Vince	.266	72	256	33	68	16	3	8	32	114	28	2	71	0	2	.336	.445	.781	4	0	1	6	0	0	0	0	50	0	3	0	0	0	0	0	0	0	0	
Knizner, Andrew	.279	44	179	18	50	10	1	8	29	86	9	1	22	1	1	.325	.480	.805	0	0	3	6	3	0	0	0	0	26	0	0	0	0	0	0	0	0	0	
# Martinez, Jose	.239	42	142	12	34	5	0	0	9	39	11	1	27	1	3	.290	.275	.565	2	1	0	6	0	4	6	32	0	0	6	0	0	0	0	0	0	0	0	0
McCarvel, Ryan	.230	94	343	50	79	21	3	16	53	154	41	1	113	1	4	.313	.449	.762	4	0	2	7	29	0	0	0	4	38	5	0	0	0	0	0	0	0	0	
Mendoza, Evan	.270	18	74	9	20	6	1	1	8	31	2	1	15	2	0	.286	.419	.705	1	0	0	2	0	0	13	1	0	0	5	0	0	0	0	0	0	0	0	
O'Keefe, Brian	.260	97	373	43	97	20	0	15	46	162	34	0	89	7	3	.321	.434	.755	3	0	1	14	0	0	0	0	0	71	5	0	0	0	0	0	0	0	0	
Ortega, Dennis	.389	6	18	5	7	1	0	0	0	8	5	0	7	0	0	.542	.444	.986	0	0	1	0	0	0	0	0	0	6	0	0	0	0	0	0	0	0	0	
Piscotty, Stephen	.200	4	15	0	3	2	0	0	3	5	0	0	3	1	0	.200	.333	.533	0	0	0	0	0	0	0	0	4	0	1	0	0	0	0	0	0	0	0	
* Plummer, Nick	.198	92	278	36	55	11	1	4	17	80	53	0	109	8	9	.353	.288	.640	1	0	14	2	0	0	0	0	83	0	4	0	0	0	0	0	0	0	0	
Robertson, Kramer	.270	54	215	34	58	12	0	3	13	79	21	0	36	10	4	.351	.367	.719	0	0	6	2	0	0	0	54	0	0	13	0	0	0	0	0	0	0	0	
Troscclair, Stefan	.272	111	404	61	110	18	6	15	59	185	56	1	111	14	4	.374	.458	.832	6	2	13	8	79	27	0	0	0	0	11	0	0	0	0	0	0	0	0	0
* Wong, Kolten	.143	3	7	2	1	0	0	1	1	4	1	0	1	1	0	.333	.571	.905	0	0	1	0	0	3	0	0	0	0	0	0	0	0	0	0	0	0	0	0
Yepez, Juan	.260	80	304	33	79	16	1	7	47	118	19	0	72	6	1	.308	.388	.696	2	0	3	12	30	0	37	0	0	0	13	0	0	0	0	0	0	0	0	0
Young, Andy	.284	58	211	31	60	11	4	12	38	115	22	1	54	5	2	.379	.545	.924	0	1	10	4	0	28	15	14	1	0	2	0	0	0	0	0	0	0	0	
Team Total	.253	139	4642	581	1176	226	33	118	539	1822	454	14	1125	107	58	.327	.393	.720	37	15	75	103					118											

PITCHERS	W	L	ERA	G	GS	CG	SHO	SV	SVO	IP	H	R	ER	HR	HB	BB	IBB	SO	BK	WP	GO/AO	DP	WHIP	AVG	AB	TBF	SF	GF	HLD
Almonte, Max	2	4	3.40	32	0	0	0	2	3	45.0	39	18	17	3	1	19	2	44	0	2	1.42	7	1.29	.231	169	190	1	15	4
Arias, Estarlin	1	1	1.42	10	0	0	0	1	1	12.2	5	2	2	1	2	5	0	12	0	1	1.00	0	0.79	.122	41	48	0	8	1
* Bowen, Brady	0	2	3.26	24	0	0	0	4	5	30.1	25	11	11	2	4	4	0	31	0	4	0.90	2	0.96	.221	113	123	1	11	4
Carter, Eric	3	1	2.51	33	0	0	0	9	11	43.0	33	14	12	4	2	17	1	50	1	1	0.60	3	1.16	.212	156	177	2	21	2
Davis, Matt	0	0	0.00	1	0	0	0	0	0	1.0	0	0	0	0	0	1	0	0	0	0	3.00	0	1.00	.000	3	4	0	1	0
Dobzanski, Bryan	2	5	3.70	31	12	0	0	0	1	90.0	96	50	37	6	2	34	0	69	0	1	0.86	12	1.44	.277	346	388	4	4	4
Farinaro, Steven	1	4	7.71	8	8	0	0	0	0	42.0	58	39	36	9	1	12	0	23	0	2	1.09	3	1.67	.330	176	190	1	0	0
Fennell, Mick	0	0	0.00	1	0	0	0	0	1	0.1	2	1	0	0	0	0	0	0	0	0	0.00	0	6.00	.667	3	3	0	0	0
Fiedler, Matt	1	0	0.00	1	0	0	0	0	0	2.0	1	0	0	0	0	0	0	0	0	0	0.20	0	0.50	.143	7	7	0	1	0
Hicks, Jordan	8	2	3.35	14	14	0	0	0	0	78.0	75	36	29	3	13	39	0	63	2	1	1.36	13	1.46	.260	289	346	4	0	0
* Kilichowski, John	0	6	7.06	11	10	1	0	0	0	43.1	60	36	34	8	3	30	0	41	0	8	0.51	3	2.08	.335	179	217	3	1	0
* Kruczynski, Evan	4	3	3.41	14	13	0	0	0	0	68.2	70	27	26	7	6	15	0	55	1	4	1.06	2	1.24	.264	265	288	1	0	1
* Lyons, Tyler	0	1	6.75	1	1	0	0	0	0	2.2	4	2	2	0	0	0	0	1	0	1	2.00	1	1.50	.364	11	11	0	0	0
Martinez, Dailyn	1	0	8.10	3	0	0	0	0	1	6.2	11	6	6	1	0	1	0	6	0	0	1.33	1	1.80	.393	28	32	2	0	0
Medina, Yeison	5	0	2.03	32	0	0	0	11	14	44.1	37	11	10	1	5	21	3	74	1	6	0.96	3	1.31	.227	163	192	1	22	1
O'Reilly, Mike	9	2	1.75	15	12	2	2	0	1	87.2	49	17	17	10	4	11	0	89	0	2	0.45	3	0.68	.160	306	323	1	1	0
* Oxnevad, Ian	3	10	4.09	24	23	1	0	0	0	132.0	134	72	60	17	10	34	0	84	4	8	1.42	10	1.27	.265	506	555	2	0	0
Parra, Frederis	5	6	3.74	25	10	1	0	0	1	89.0	108	42	37	8	8	24	0	49	0	5	0.94	9	1.48	.306	353	387	1	1	2
* Perez, Dewin	3	6	3.89	31	0	0	0	2	3	44.0	36	21	19	1	5	28	0	42	0	6	0.98	6	1.45	.229	157	194	1	14	3
Perez, Juan	2	2	2.51	5	5	0	0	0	0	28.2	18	11	8	2	1	7	0	16	0	1	0.92	2	0.87	.173	104	113	0	0	0
Santos, Ramon	2	1	3.54	11	0	0	0	0	1	20.1	20	8	8	2	1	7	0	15	0	1	1.35	2	1.33	.267	75	83	0	5	0
Sexton, Austin	4	2	2.49	23	5	0	0	1	2	47.0	45	19	13	2	5	12	0	51	1	5	1.24	2	1.21	.256	176	198	1	7	3
Shew, Anthony	5	0	2.95	10	9	0	0	0	0	58.0	49	21	19	6	2	11	0	58	0	3	1.15	6	1.03	.225	218	232	1	0	0
Siomkin, Keaton	0	0	4.00	7	0	0	0	0	0	9.0	8	4	4	0	0	6	0	11	0	2	0.78	0	1.56	.235	34	41	1	1	0
Tewes, Sam	1	0	3.86	1	1	0	0	0	0	7.0	6	3	3	2	1	0	0	4	0	1	3.25	0	0.86	.22					



QUAD CITIES RIVER BANDITS

Operated by: Main Street Iowa
Affiliation (first year): Houston Astros (2013)
Years in Midwest League: 1960-

Media Contact.....Jason Kempf

Field Staff

Manager Mickey Storey
Pitching Coach Graham Johnson
Hitting Coach Dillon Lawson
Coach Rafael Pena
Athletic Trainer Elliot Diehl
Strength & Conditioning Coach Dwayne Peterson

Office address: 209 S. Gaines St., Davenport, IA 52802
Mailing address: P.O. Box 3496, Davenport, IA 52808
Telephone: (563) 324-3000
Press Box: (563) 333-2700
FAX: (563) 324-3109
E-Mail address: bandit@riverbandits.com
Website: www.riverbandits.com



Modern Woodman Park (1931, 2004)

Capacity: 7,500
Home Clubhouse: Unavailable
Visitors Clubhouse: Unavailable
Stadium dimensions: LF-340, CF-390, RF-340

Directions: From I-74, take State Street exit left, turns into River Drive, left on Gaines Street. From I-80, take Harrison Street, right on River Drive, left on Gaines Street.



Houston Astros

Pete Putilla, Director of Player Development
Houston Astros
Minute Maid Park - 501 Crawford St.
Houston TX 77002
Phone: 713-259-8836
Fax: 713-315-5542

The Road to Houston

AAA - Fresno Grizzlies (Pacific Coast)
AA - Corpus Christi Hooks (Texas)
A - Buies Creek Astros (Carolina)
A - Quad City River Bandits (Midwest)
Short-Season - Tri-City Valley Cats (NY-Penn)
Rookie - GCL Astros (GCL)

QUAD CITIES RIVER BANDITS 2017 TEAM STATS

Copyright 2017 by Major League Baseball Advanced Media.

Quad Cities River Bandits Individual Statistics As of: 09/04/2017 04:51 PM EDT
 Choose a highlighted category to sort. NOTE: Rate stats do not use qualifiers.

W-L Record: 79-59

		GI																											--GAMES BY POSITION--				
BATTERS		AVG	G	AB	R	H	2B	3B	HR	RBI	TB	BB	IBB	SO	SB	CS	OBP	SLG	OPS	SF	SAC	HBP	DP	1B	2B	3B	SS	OF	C	E			
	Almonte, Marcos	.248	84	322	39	80	14	1	9	38	123	10	0	84	11	8	.276	.382	.658	2	5	3	6	0	36	4	9	30	0	19			
*	Alvarez, Jordan	.360	32	111	26	40	6	0	9	33	73	23	3	36	2	0	.468	.658	1.125	3	0	2	0	7	0	0	0	13	0	1			
#	Arauz, Jonathan	.220	36	127	23	28	3	2	0	4	35	20	1	18	0	1	.331	.276	.607	0	1	1	1	0	4	0	32	0	0	5			
#	Ayarza, Rodrigo	.316	37	136	23	43	10	0	7	29	74	5	0	14	3	0	.345	.544	.889	2	0	2	4	0	18	11	5	0	0	2			
*	Benedetti, Carmen	.332	69	241	49	80	20	0	4	32	112	51	0	47	1	0	.446	.465	.910	2	1	0	4	0	0	0	0	55	0	2			
	Bohanek, Cody	.278	10	36	5	10	1	0	0	1	11	2	0	14	0	1	.333	.306	.639	0	0	1	0	0	1	0	9	0	0	1			
	Bracamonte, Gabriel	.176	12	34	2	6	1	0	0	2	7	0	0	10	0	0	.171	.206	.377	1	0	0	0	0	0	0	0	0	0	12	0		
1	Cameron, Daz	.271	120	446	79	121	29	8	14	73	208	45	2	108	32	12	.349	.466	.815	7	1	12	10	0	0	0	0	118	0	5			
	Cesar, Randy	.302	27	106	16	32	8	0	3	22	49	11	0	29	0	0	.368	.462	.830	0	0	0	1	0	0	26	0	0	0	5			
*	Dawson, Ronnie	.272	116	438	81	119	23	4	14	62	192	55	0	101	17	8	.362	.438	.801	3	0	9	10	0	0	0	0	98	0	3			
	De Goti, Alex	.261	34	119	22	31	4	1	3	8	46	24	0	29	4	3	.393	.387	.780	0	0	2	2	0	13	2	16	0	0	1			
	De La Cruz, Bryan	.270	10	37	6	10	2	0	0	2	12	3	0	7	1	1	.325	.324	.649	0	0	0	0	0	0	0	0	10	0	0			
	Duarte, Osvaldo	.194	47	160	22	31	9	1	4	22	54	24	0	55	10	2	.301	.338	.639	1	1	1	1	0	10	0	33	4	0	8			
#	Franco, Wander	.230	64	226	25	52	9	1	6	30	81	18	0	66	1	1	.285	.358	.643	2	0	0	5	14	0	45	0	0	0	10			
	Henderson, Raymond	.208	60	197	23	41	11	0	3	29	61	19	0	55	0	0	.288	.310	.597	5	0	5	1	0	22	5	0	2	23	9			
	Johnson, Spencer	.253	20	75	16	19	5	2	3	16	37	7	0	23	0	1	.313	.493	.807	1	0	0	0	12	0	0	0	0	0	0			
	Jones, Taylor	.218	50	174	23	38	8	0	5	28	61	17	0	50	0	0	.303	.351	.654	4	1	6	4	49	0	0	0	0	0	2			
*	Mattijevic, J.J.	.125	6	24	2	3	0	0	1	4	6	1	0	9	0	1	.192	.250	.442	0	0	0	1	0	0	0	0	0	0	0			
	McCormick, Chas	.262	39	122	21	32	6	1	2	18	46	11	0	16	1	3	.319	.377	.696	2	1	0	2	0	0	0	0	39	0	0			
*	Moran, Colin	.100	3	10	0	1	1	0	0	2	2	2	0	4	0	0	.250	.200	.450	0	0	0	0	0	0	2	0	0	0	1			
	Payano, Luis	.253	24	83	10	21	6	0	2	12	33	7	0	18	1	1	.326	.398	.724	0	0	2	2	0	0	0	0	20	0	1			
	Robinson, Chuckie	.274	108	430	69	118	32	2	15	77	199	31	1	98	7	1	.330	.463	.793	1	0	5	15	3	0	0	0	0	80	4			
	Rogers, Jake	.255	27	102	17	26	7	1	6	15	53	9	0	28	1	0	.336	.520	.856	1	0	4	3	0	0	0	0	0	21	1			
*	Rojas, Josh	.256	52	195	33	50	5	5	10	40	95	15	0	43	0	0	.306	.487	.793	7	0	2	1	0	18	30	3	1	0	5			
*	Sieber, Troy	.289	55	190	34	55	11	0	7	33	87	37	1	47	0	1	.404	.458	.862	2	0	1	2	53	0	0	0	0	0	3			
	Sierra, Anibal	.250	9	32	2	8	1	0	0	3	9	3	0	9	2	1	.314	.281	.596	0	0	0	0	0	0	0	0	9	0	0	1		
#	Toro-Hernandez, Abraham	.209	37	134	25	28	3	2	9	17	62	21	0	30	2	0	.323	.463	.785	1	0	2	1	0	1	17	0	0	9	3			
	Trompiz, Kristian	.261	40	142	16	37	5	1	0	13	44	14	0	21	6	5	.331	.310	.641	0	0	1	5	5	11	0	24	1	0	4			
	Wolfe, Tyler	.157	16	51	5	8	2	1	0	4	12	11	0	6	1	0	.317	.235	.553	0	0	1	1	0	14	0	2	0	0	2			
	Wrenn, Stephen	.288	42	160	29	46	10	2	3	11	69	18	0	46	8	2	.363	.431	.794	0	3	1	0	0	0	0	0	37	0	0			
	Team Total	.261	138	4660	743	1214	252	35	139	680	1953	514	8	1121	111	53	.339	.419	.758	47	14	64	81							118			

PITCHERS		W	L	ERA	G	GS	CG	SHO	SV	SVO	IP	H	R	ER	HR	HR	BB	IBB	SO	BK	WP	GO/AO	DP	WHIP	AVG	AB	TBF	SF	GF	HLD
*	Adcock, Brett	1	0	1.14	5	4	0	0	0	0	23.2	15	4	3	0	1	7	0	37	0	1	1.36	0	0.93	.179	84	93	1	1	0
	Alcala, Jorge	2	0	2.03	6	4	0	0	0	0	31.0	16	7	7	3	1	12	0	35	0	2	1.35	0	0.90	.155	103	118	1	0	0
	Balaguer, Jesus	4	1	4.34	10	0	0	0	1	2	18.2	14	9	9	2	0	10	0	29	0	2	0.92	1	1.29	.212	66	78	0	6	0
	Blanco, Ronel	6	4	3.30	22	11	0	0	0	0	84.2	80	44	31	6	4	46	0	76	0	2	0.72	3	1.49	.244	328	383	5	4	1
	Britton, Tyler	0	0	6.75	1	1	0	0	0	0	4.0	7	4	3	1	0	1	0	2	0	0	0.57	0	2.00	.350	20	21	0	0	0
*	Carr, Devon	0	4	5.02	17	0	0	0	2	2	28.2	29	17	16	2	2	17	2	36	0	2	1.13	1	1.60	.259	112	133	1	10	2
	Corniel, Robert	1	0	5.08	15	0	0	0	1	3	28.1	24	16	16	1	1	21	0	26	0	6	1.59	4	1.59	.226	106	129	1	6	1
	Feliz, Michael	0	0	0.00	1	1	0	0	0	0	1.0	0	0	0	0	0	0	0	2	0	0	0.00	0	0.00	.000	3	3	0	0	0
*	Hartman, Ryan	3	1	2.72	9	5	0	0	1	1	39.2	32	12	12	4	1	14	0	37	0	4	1.14	1	1.16	.222	144	163	3	1	1
	Hill, Kevin	2	1	3.60	14	0	0	0	3	3	25.0	19	10	10	0	0	10	1	30	0	5	1.44	2	1.16	.211	90	103	2	9	1
	Hunt, Dustin	0	7	5.91	25	8	0	0	0	0	70.0	75	48	46	10	8	50	1	82	0	3	0.62	5	1.79	.276	272	335	2	4	1
	Javier, Cristian	2	0	2.39	8	7	0	0	1	1	37.2	25	10	10	3	2	15	0	47	1	1	0.27	1	1.06	.188	133	150	0	1	0
	Johnson, Reggie	0	0	10.00	5	0	0	0	0	0	9.0	12	10	10	2	0	6	0	3	0	1	0.41	0	2.00	.308	39	45	0	3	0
	LaRue, Carson	12	4	2.86	20	16	0	0	1	1	100.2	76	37	32	7	1	28	0	95	0	6	0.57	6	1.03	.207	367	399	3	3	0
*	Montano, Salvador	8	4	2.89	36	0	0	0	5	6	53.0	35	21	17	2	3	41	0	68	1	4	0.57	4	1.43	.189	185	233	1	26	1
	Paredes, Enoli	1	3	2.11	8	6	0	0	0	0	38.1	21	9	9	3	0	13	0	33	0	4	0.85	4	0.89	.163	129	143	0	0	1
*	Perez, Cionel	4	3	4.39	12	9	0	0	2	2	55.1	52	30	27	2	2	17	0	55	1	7	1.20	8	1.25	.254	205	227	3	2	0
	Perez, Hector	1	1	2.50	4	3	0	0	0	0	18.0	9	5	5	2	0	11	0	24	0	2	1.15	0	1.11	.150	60	72	0	0	0
	Pinales, Erasmo	3	1	3.32	21	0	0	0	6	8	38.0	28	16	14	2	1	17	0	36	0	3	1.11	3	1.18	.209	134	156	2	15	1
	Ramirez, Yohan	4	5	5.07	17	10	0	0	1	1	65.2	59	40	37	4	12	44	0	53	0	7	1.17	12	1.57	.248	238	296	2	3	1
	Rosado, Cesar	3	2	6.16	7	3	0	0	0	0	19.0	16	14	13	2	1	14	0	18	1	0	0.81	1	1.58	.235	68	87	2	1	0
	Saldana, Abdiel	5	2	2.97	25	5	0	0	2	2	75.2	76	28	25	4	2	27	0	73	0	3	1.18	6	1.36	.261	291	322	2	7	2
	Sanabria, Carlos	4	4	4.46	19	12	0	0	2	2	80.2	75	44	40	6	2	47	0	78	2	8	0.65	5	1.51	.246	305	359	1	3	2
	Sandoval, Edgardo	2	1	3.71	6	1	0	0	0	1	17.0	13	8	7	3	0	4	0	16	1	0									



SOUTH BEND CUBS

Operated by: South Bend Professional Baseball Club, LLC
Affiliation (first year): Chicago Cubs (2014)
Years in Midwest League: 1988-

Media Contact.....Darin Pritchett



Jimmy Gonzalez

Field Staff

Manager	Jimmy Gonzalez
Pitching Coach	Brian Lawrence
Hitting Coach	Ricardo Medina
Assistant Coach	Paul McAnulty
Athletic Trainer	James Edwards
Strength Coach	Ryan Nordtvedt


Office address: 501 W. South St., South Bend, IN 46601
Mailing address: P.O. Box 4218, South Bend, IN 46634
Telephone: (574) 235-998 / Press Box: (574) 235-9980
FAX: (574) 235-9950
E-Mail address: cubs@southbendcubs.com
Website: www.southbendcubs.com



Four Winds Field (1987)

Capacity: 5,000
Home Clubhouse: (574) 968-0724
Visitors Clubhouse: (574) 968-0721
Stadium dimensions: LF-336, CF-405, RF-336

Directions: I-80/90 to Exit 77. Enter US 31/33 south to South Bend, to downtown (Main Street). Right on Western Avenue, left on Taylor.



Chicago Cubs

Jason McLeod - Senior VP Scouting & Player Dev.
Chicago Cubs
1060 W. Addison Street
Chicago, IL 60613
Phone: 773-404-2827
Fax: 773-404-4129

The Road to Chicago

- AAA - Iowa Cubs (Pacific Coast)
- AA - Tennessee Smokies (Southern)
- A - Myrtle Beach Pelicans (Florida State)
- A - South Bend Cubs (Midwest)
- Short-Season - Eugene Emeralds (N'west)
- Rookie - AZL Cubs (Arizona)

SOUTH BEND CUBS 2017 TEAM STATS

Copyright 2017 by Major League Baseball Advanced Media.

South Bend Cubs Individual Statistics As of: 09/20/2017 05:15 PM EDT
 Choose a highlighted category to sort. NOTE: Rate stats do not use qualifiers.

W-L Record: 75-64

BATTERS	GI																—GAMES BY POSITION—												
	AVG	G	AB	R	H	2B	3B	HR	RBI	TB	BB	IBB	SO	SB	CS	OBP	SLG	OPS	SF	SAC	HBP	DP	1B	2B	3B	SS	OF	C	E
* Ademan, Aramis	.244	29	127	13	31	6	1	3	15	48	4	0	24	4	2	.269	.378	.647	2	0	1	0	0	0	0	29	0	0	7
* Ayala, Luis	.281	114	391	52	110	17	5	3	42	146	43	1	86	24	15	.360	.373	.734	3	3	7	2	0	0	0	0	107	0	11
# Caro, Roberto	.306	37	124	21	38	6	5	0	14	54	21	1	33	14	2	.409	.435	.845	2	5	2	0	0	0	0	0	35	0	1
* Cruz, Michael	.186	25	70	7	13	4	0	1	8	20	11	0	13	0	0	.310	.286	.595	1	0	2	2	0	0	0	0	0	9	4
* Cummins, Brandon	.195	25	82	18	16	2	0	1	6	21	10	1	32	7	1	.280	.256	.536	1	5	0	1	0	0	0	0	24	0	0
# Davis, Zach	.000	4	13	0	0	0	0	0	0	0	0	0	6	1	0	.000	.000	.000	0	0	0	0	0	0	0	0	4	0	1
Galindo, Vladimir	.290	44	162	21	47	11	0	4	19	70	14	0	40	1	1	.350	.432	.782	0	0	1	7	15	0	25	0	0	0	13
* Heyward, Jason	.571	3	7	2	4	0	0	0	2	4	1	0	0	0	0	.625	.571	1.196	0	0	0	0	0	0	0	0	3	0	0
* Machin, Vimal	.320	72	272	46	87	17	1	10	57	136	24	1	33	4	2	.371	.500	.871	3	6	0	11	19	7	33	6	1	0	11
Martarano, Joe	.208	32	106	9	22	4	1	1	9	31	6	0	35	0	0	.263	.292	.556	0	1	2	3	12	0	1	0	8	0	4
* Mineo, Alberto	.278	98	349	46	97	20	4	0	44	125	47	3	66	3	0	.374	.358	.732	1	1	7	5	26	0	0	0	0	54	6
Mitchell, Kevonte	.245	115	408	54	100	19	5	11	59	162	38	1	108	21	6	.316	.397	.713	4	3	6	12	0	0	0	0	89	0	6
Monasterio, Andruw	.281	58	231	42	65	13	2	1	23	85	22	0	38	7	4	.351	.368	.719	2	2	4	4	0	10	38	12	0	0	11
1 Paredes, Isaac	.264	92	337	49	89	25	0	7	49	135	29	0	54	2	1	.343	.401	.744	3	2	13	7	0	0	7	70	0	0	7
Paula, Adonis	.174	12	46	3	8	3	0	0	4	11	0	0	14	0	0	.170	.239	.409	1	0	0	1	1	1	7	0	0	0	4
Payne, Tyler	.245	53	184	21	45	7	0	6	32	70	18	0	39	0	0	.312	.380	.693	2	1	1	9	0	0	0	0	0	47	5
# Peguero, Yelmer	.233	107	377	54	88	21	5	2	40	125	46	1	75	9	9	.318	.332	.649	3	9	2	6	0	97	0	0	0	0	20
Pereda, Jhonny	.249	92	317	33	79	13	0	0	29	92	37	2	60	2	3	.335	.290	.625	0	1	4	10	47	0	2	0	0	34	6
* Pieters, Chris	.254	86	307	51	78	14	7	4	31	118	35	1	73	13	9	.340	.384	.724	2	1	6	5	3	0	0	0	78	0	5
Short, Zack	.237	66	236	50	56	17	3	7	26	100	54	1	54	15	5	.393	.424	.816	1	2	7	3	0	12	23	26	0	0	17
* Upshaw, Austin	.290	52	210	28	61	11	1	2	29	80	14	1	31	1	1	.339	.381	.720	3	0	3	6	25	16	11	0	0	0	8
* Wilson, D.J.	.229	88	310	56	71	16	8	9	45	130	33	0	89	15	7	.309	.419	.729	0	2	3	2	0	0	0	0	84	0	7
Team Total	.258	139	4666	676	1205	246	48	72	583	1763	507	14	1003	143	68	.338	.378	.716	34	44	71	96							169

PITCHERS	W	L	ERA	G	GS	CG	SHO	SV	SVO	IP	H	R	ER	HR	HB	BB	IBB	SO	BK	WP	GO/AO	DP	WHIP	AVG	AB	TBF	SF	GF	HLD
Cease, Dylan	1	2	2.79	13	13	0	0	0	0	51.2	39	18	16	2	2	26	0	74	0	7	1.00	5	1.26	.214	182	213	1	0	0
Cheek, Jared	1	2	4.15	24	0	0	0	1	2	34.2	43	17	16	2	1	13	0	33	0	5	0.97	2	1.62	.305	141	157	1	10	3
Clark, Bailey	0	0	12.46	2	0	0	0	0	0	4.1	8	8	6	1	1	8	0	5	0	0	0.75	0	3.69	.471	17	29	3	0	0
Diaz, Elvis	2	0	8.64	6	0	0	0	0	1	8.1	13	8	8	1	2	3	0	9	0	2	0.60	0	1.92	.351	37	43	1	2	1
* Gomez, Yapson	1	0	3.91	11	0	0	0	1	2	25.1	28	11	11	3	1	9	0	27	0	4	1.32	2	1.46	.286	98	108	0	4	2
Hockin, Chad	3	4	3.95	38	0	0	0	2	4	54.2	51	31	24	8	6	19	0	57	1	5	1.30	6	1.28	.238	214	239	0	13	7
* Huberman, Marc	3	2	1.70	21	0	0	0	0	3	37.0	23	10	7	2	1	19	0	52	0	4	0.83	0	1.14	.183	126	150	4	5	3
* Hudson, Bryan	9	3	3.91	24	24	0	0	0	0	124.1	128	65	54	10	9	52	0	81	0	9	3.08	19	1.45	.272	471	539	5	0	0
Knighton, Michael	2	2	5.66	14	0	0	0	0	1	20.2	30	18	13	5	2	7	0	16	0	1	1.00	1	1.79	.319	94	103	0	9	0
Machin, Vimal	0	1	5.40	1	0	0	0	0	0	1.2	2	1	1	0	0	1	0	2	0	0	1.00	0	1.80	.250	8	9	0	1	0
Malave, Mark	1	2	2.76	18	0	0	0	2	3	32.2	32	11	10	2	0	12	0	36	0	0	0.76	1	1.35	.256	125	138	1	10	0
Mekkes, Dakota	3	0	0.58	18	0	0	0	4	4	31.0	14	4	2	1	0	14	0	47	0	3	0.76	3	0.90	.133	105	119	0	6	4
Miller, Kyle	1	0	1.93	4	1	0	0	1	1	14.0	10	5	3	0	0	9	0	6	0	0	0.89	0	1.36	.204	49	59	0	1	0
Miller, Tyson	6	7	4.48	28	20	0	0	0	0	120.2	122	70	60	10	5	38	0	99	2	11	0.85	6	1.33	.258	472	519	2	3	1
Moreno, Erling	2	4	4.22	14	14	0	0	0	0	64.0	56	38	30	3	3	31	0	57	1	6	2.55	8	1.36	.248	226	264	3	0	0
* Paulino, Jose	7	6	4.51	27	22	0	0	0	0	123.2	125	68	62	6	8	42	0	94	5	10	1.50	15	1.35	.265	471	527	3	3	1
Peyton, Tyler	3	3	3.19	18	4	0	0	1	2	67.2	68	28	24	6	1	25	0	42	1	6	1.23	10	1.37	.273	249	281	2	5	1
Robinson, Duncan	5	5	2.11	15	10	0	0	0	1	76.2	66	29	18	7	3	13	0	59	0	1	1.81	6	1.03	.232	285	301	0	2	0
Rodriguez, Manuel	0	0	5.40	4	0	0	0	2	2	6.2	8	5	4	2	0	5	0	5	0	2	1.00	0	1.95	.276	29	34	0	2	0
Romero, Jhon	0	1	0.35	13	0	0	0	3	3	25.2	7	2	1	0	2	5	0	34	0	1	0.95	1	0.47	.085	82	89	0	12	1
* Rondon, Manuel	14	6	4.63	27	26	0	0	0	0	128.1	132	75	66	15	3	66	0	113	0	10	1.12	12	1.54	.273	483	564	7	1	0
Rucker, Michael	0	0	1.42	7	0	0	0	1	1	12.2	7	2	2	1	1	0	0	22	0	0	0.70	0	0.55	.156	45	47	0	2	1
* Sands, Carson	0	3	24.16	3	3	0	0	0	0	6.1	12	17	17	1	1	14	0	5	0	1	1.33	0	4.11	.414	29	46	2	0	0
* Short, Wyatt	4	3	3.19	40	0	0	0	16	21	62.0	64	25	22	2	6	20	1	62	0	3	1.50	5	1.35	.266	241	272	1	32	0
Silverio, Pedro	4	5	4.85	28	0	0	0	1	2	55.2	59	35	30	3	4	27	0	62	0	5	0.66	2	1.54	.271	218	255	4	9	5
Swamer, Matt	3	3	5.33	14	2	0	0	2	3	49.0	54	31	29	6	1	9	0	52	1	4	0.56	1	1.29	.271	199	211	2	7	1
Team Total	75	64	3.89	139	139	0	6	37	56	1239.1	1201	632	536	99	63	487	1	1151	11	100	1.56	105	1.36	.256	4696	5316	42	139	31

KEY: * - left-handed hitter/pitcher, # - switch hitter



WEST MICHIGAN WHITECAPS

Operated by: Whitecaps Professional Baseball Corp.
Principal Owners: Lew Chamberlin, Dennis Baxter
Affiliation (first year): Detroit Tigers (1997)
Years in Midwest League: 1994-

Media Contact.....Mickey Graham

Field Staff

Manager Lance Parrish
Pitching Coach..... Jorge Cordov
Hitting Coach Mariano Duncan
Coach..... John Vander Wal
Athletic Trainer Jason Schwartzman
Strength Coach Edwin Ortiz

Office address: 4500 W. River Dr., Comstock Park, MI 49321
Mailing address: P.O. Box 428, Comstock Park, MI 49321
Telephone: (616) 784-4131
Press Box: (616) 784-2870
FAX: (616) 784-4911
E-Mail address: playball@whitecaps-baseball.com
Website: www.whitecaps-baseball.com



Fifth Third Ballpark (1994)

Capacity: 10,900
Home Clubhouse: (616) 784-4131 x117
Visitors Clubhouse: (616) 784-4131 x129
Stadium dimensions: LF-327, CF-402, RF-327

Directions: From I-96 or I-196, take US-131 N to Exit 91 (West River Dr.). Cross at the light to enter Fifth Third Ballpark. From East Beltline Avenue North until it dead ends into Norhtland Drive, then turn west on West River Drive and proceed 5 miles, Fifth Third Ballpark entrance is on the left, just before the US-131 interchange.



Detroit Tigers

Dan Lunetta, Director Minor League Operations
Detroit Tigers
P. O. Box 90187
Lakeland, FL 33804-0187
Phone: 863-686-8075
Fax: 863-688-9589

The Road to Detroit

- AAA - Toledo Mudhens (International)
- AA - Erie SeaWolves (Eastern)
- A - Lakeland Flying Tigers (Florida State)
- A - West Michigan Whitecaps (Midwest)
- Short-Season - Connecticut Tigers (NY-Penn)
- Rookie - Gulf Coast Tigers (Gulf Coast)

WEST MICHIGAN WHITECAPS 2017 TEAM STATS

Copyright 2017 by Major League Baseball Advanced Media.

West Michigan Whitecaps Individual Statistics As of: 09/04/2017 11:27 PM EDT
Choose a highlighted category to sort. NOTE: Rate stats do not use qualifiers.

W-L Record: 91-45

BATTERS	AVG	G	AB	R	H	2B	3B	HR	RBI	TB	BB	IBB	SO	SB	CS	OBP	SLG	OPS	SF	SAC	GI											E
																					HBP	DP	1B	2B	3B	SS	OF	C				
Athmann, Austin	.268	90	343	44	92	16	0	3	35	117	18	0	69	1	0	.305	.341	.646	2	2	1	20	0	0	0	0	0	77	9			
* Baum, Cole	.268	125	488	61	131	25	3	1	55	165	46	2	98	13	6	.335	.338	.673	3	1	4	21	0	0	0	0	91	0	3			
* Burch, Luke	.267	5	15	0	4	0	0	0	0	4	1	0	5	0	0	.353	.267	.620	0	1	1	0	0	0	0	0	5	0	0			
Burdeaux, Dylan	.260	43	150	23	39	10	1	2	22	57	15	0	33	2	1	.329	.380	.709	1	0	1	6	36	0	0	0	0	0	3			
Cameron, Daz	.250	3	8	1	2	0	0	0	1	2	3	0	4	0	1	.455	.250	.705	0	0	0	0	0	0	0	0	3	0	0			
T Cameron, Daz	.271	123	454	80	123	29	8	14	74	210	48	2	112	32	13	.351	.463	.814	7	1	12	10	0	0	0	0	121	0	5			
* Gibson, Cam	.274	65	263	49	72	10	7	10	34	126	25	0	45	12	4	.334	.479	.814	6	7	2	2	0	0	0	0	61	0	1			
# Gonzalez, David	.259	21	54	13	14	0	1	0	7	16	8	0	5	0	0	.344	.296	.640	2	2	0	2	0	19	0	0	0	0	1			
Hill, Derek	.285	35	144	28	41	8	6	1	21	64	16	0	38	12	5	.367	.444	.812	2	2	4	1	0	0	0	0	23	0	2			
* Lester, Josh	.275	66	265	30	73	17	1	9	42	119	12	0	46	1	1	.309	.449	.758	5	0	3	1	6	0	56	0	0	0	6			
Longley, Drew	.227	62	216	28	49	17	3	2	17	78	20	0	77	0	0	.297	.361	.658	1	0	2	1	3	0	0	0	0	59	3			
# Machonis, Sam	.219	32	96	12	21	1	0	0	5	22	12	0	29	0	0	.324	.229	.553	0	0	3	1	0	0	0	0	32	0	0			
Paredes, Isaac	.217	32	115	16	25	3	0	4	21	40	13	0	13	0	0	.323	.348	.671	0	0	5	8	0	3	5	22	0	0	3			
T Paredes, Isaac	.252	124	452	65	114	28	0	11	70	175	42	0	67	2	1	.338	.387	.725	3	2	18	15	0	3	12	92	0	0	10			
Pereira, Anthony	.251	126	470	45	118	29	1	7	64	170	40	0	84	11	3	.315	.362	.676	1	3	4	9	0	61	16	46	1	0	16			
Pinero, Danny	.289	120	422	61	122	26	4	4	56	168	57	0	68	5	2	.377	.398	.775	8	3	7	12	15	1	26	71	0	0	16			
* Quera, Jose	.118	9	34	2	4	0	0	0	0	4	1	0	11	0	0	.143	.118	.261	0	0	0	3	9	0	0	0	0	0	0			
Remes, Tim	.000	2	5	0	0	0	0	0	0	0	1	0	4	0	0	.167	.000	.167	0	0	0	0	0	0	0	0	0	0	2	1		
* Robson, Jake	.329	60	228	38	75	10	1	1	27	90	31	3	59	5	9	.408	.395	.803	2	5	1	1	0	0	0	0	54	0	1			
Rubio, Elvis	.096	15	52	3	5	0	0	0	4	5	6	0	16	1	0	.246	.096	.342	2	0	5	1	0	0	0	0	12	0	0			
Salter, Blaise	.330	66	261	39	86	29	0	6	53	133	17	0	47	2	0	.377	.510	.887	5	0	6	7	61	0	0	0	0	0	8			
Savage, Will	.215	25	79	9	17	3	1	0	5	22	9	0	20	4	2	.292	.278	.571	1	1	0	0	0	23	0	0	1	0	5			
* Sedio, Chad	.268	80	272	41	73	16	3	11	41	128	21	0	52	1	1	.340	.471	.810	3	1	10	5	9	30	3	0	22	0	8			
Shepherd, Zac	.158	41	139	17	22	6	0	0	13	28	25	0	64	0	2	.289	.201	.491	1	0	1	1	0	1	34	0	0	0	7			
Warner, Cameron	.250	7	24	4	6	0	0	0	5	6	3	0	7	1	0	.357	.250	.607	0	0	1	0	0	6	0	0	0	0	2			
* Woodrow, Danny	.271	116	469	73	127	17	4	0	47	152	51	1	93	31	11	.341	.324	.665	6	13	2	2	0	0	0	0	108	0	4			
Team Total	.264	136	4613	637	1218	243	36	61	575	1716	451	6	988	102	48	.334	.372	.706	51	41	63	104					125					

PITCHERS	W	L	ERA	G	GS	CG	SHO	SV	SVO	IP	H	R	ER	HR	HB	BB	IBB	SO	BK	WP	GO/AO	DP	WHIP	AVG	AB	TBF	SF	GF	HLD
Carlton, Drew	0	0	0.00	1	0	0	0	0	0	1.0	0	0	0	0	0	0	0	0	0	0	1.00	0	0.00	.000	4	4	0	0	1
Castro, Anthony	10	6	2.49	21	21	1	1	0	0	108.1	91	41	30	4	6	35	1	95	0	5	2.11	15	1.16	.226	402	451	4	0	0
de Blok, Tom	4	2	2.87	23	11	0	0	1	1	78.1	69	28	25	6	0	13	0	73	1	5	0.66	3	1.05	.232	298	313	1	8	1
Foley, Jason	3	1	1.55	18	0	0	0	5	6	29.0	20	7	5	0	0	5	1	36	1	3	1.84	0	0.86	.189	106	115	2	11	3
Funkhouser, Kyle	4	1	3.16	7	7	0	0	0	0	31.1	30	13	11	3	1	13	0	49	1	0	1.50	2	1.37	.254	118	133	1	0	0
Garcia, Bryan	1	2	3.14	14	0	0	0	9	11	14.1	12	6	5	0	0	4	3	27	0	1	1.00	1	1.12	.218	55	59	0	14	0
Gutierrez, Alfred	10	7	3.06	24	20	1	0	1	1	126.1	101	51	43	15	8	23	0	127	0	2	0.76	6	0.98	.213	475	509	1	2	0
* Hill, Evan	2	0	3.58	16	0	0	0	1	1	27.2	22	12	11	1	1	15	1	36	1	6	1.10	3	1.34	.220	100	116	0	8	2
Houston, Zac	0	0	2.53	24	0	0	0	2	3	46.1	24	13	13	1	10	22	1	71	1	2	1.00	1	0.99	.148	162	195	0	6	5
* Idrogo, Eudis	7	7	3.01	23	23	1	0	0	0	134.2	130	52	45	8	7	28	0	100	0	5	1.18	13	1.17	.255	510	546	1	0	0
Jimenez, Eduardo	1	1	1.05	21	0	0	0	6	8	34.1	21	6	4	0	2	10	0	44	0	1	1.19	2	0.90	.179	117	134	2	11	2
* Machonis, Sam	1	0	0.00	1	0	0	0	0	0	1.0	0	0	0	0	0	0	0	1	0	0	2.00	0	0.00	.000	3	3	0	0	0
Manning, Matt	2	0	5.60	5	5	0	0	0	0	17.2	14	11	11	0	1	11	0	26	0	2	1.08	0	1.42	.209	67	79	0	0	0
Navilhon, Joe	2	2	2.70	11	0	0	0	1	1	23.1	15	8	7	0	1	5	0	28	0	0	1.63	2	0.86	.176	85	91	0	2	3
Perez, Fernando	0	1	2.84	5	0	0	0	0	0	12.2	11	5	4	1	1	3	0	14	0	2	0.67	2	1.11	.244	45	49	0	1	1
Pinto, Wladimir	0	0	0.00	1	0	0	0	0	0	0.1	1	0	0	0	0	0	0	0	0	0	1.00	0	3.00	.500	2	2	0	0	0
Sanchez, Anibal	0	1	6.75	1	1	0	0	0	0	4.0	5	3	3	0	0	2	0	3	0	0	0.14	0	1.75	.333	15	18	1	0	0
Schmidt, Clate	1	0	6.55	9	0	0	0	0	1	22.0	28	19	16	2	0	5	0	13	0	1	2.13	5	1.50	.318	88	96	3	5	1
Schreiber, John	5	1	0.54	27	0	0	0	11	14	50.1	25	5	3	0	3	8	1	70	0	0	1.24	3	0.66	.147	170	182	0	20	2
Shull, Jake	2	1	4.68	21	0	0	0	1	1	32.2	38	17	17	5	2	10	3	25	0	0	0.57	1	1.47	.292	130	144	2	13	1
Sittinger, Brandyn	3	1	3.38	7	0	0	0	1	2	13.1	12	7	5	1	0	7	0	18	0	0	0.64	0	1.43	.226	53	60	0	4	1



WISCONSIN TIMBER RATTLEERS

Operated by: Appleton Baseball Club, Inc.
Affiliation (first year): Milwaukee Brewers (2009)
Years in Midwest League: 1962-

Media Contact.....Chris Mehring



Matt Erickson

Field Staff

Manager Matt Erickson
Pitching Coach Steve Cline
Coach..... Hainley Statia
Athletic Trainer Jeff Paxson
Strength & Conditioning Coach Connor McCarthy

Office address: 2400 N. Casaloma Dr., Appleton, WI 54915
Mailing address: P.O. Box 7464, Appleton, WI 54912
Telephone: (920) 733-4152
Press Box: (920) 733-6342
FAX: (920) 733-8032
E-Mail address: info@timberrattlers.com
Website: www.timberrattlers.com



**Neuroscience Group Field
at Fox Cities Stadium (1995)**

Capacity: 5,500
Home Clubhouse: (920) 733-4152 x241
Visitors Clubhouse: (920) 733-4152 x242
Stadium dimensions: LF-325, CF-400, RF-325

Directions: From Highway 41, west on Highway 15 (00), (Exit 139), west on Highway 15, left on Casaloma Drive, stadium 1/4 mile on left.



Milwaukee Brewers

Tom Flanagan, Farm Director
Maryville Baseball Park
3805 N. 53rd Avenue
Phoenix, AZ 85031
Phone: (623) 245-5600
Fax: (623) 245-5607

The Road to Milwaukee

- AAA - Colorado Springs Sky Sox (Pacific Coast)
- AA - Biloxi Shuckers (Southern)
- A - Carolina Mudcats (Carolina)
- A - Wisconsin Timber Rattlers (Midwest)
- Short-Season - Helena Brewers (Pioneer)
- Rookie - AZL Brewers (Arizona)

WISCONSIN 2017 TEAM STATS

Copyright 2017 by Major League Baseball Advanced Media.

Wisconsin Timber Rattlers Individual Statistics As of: 09/22/2017 01:29 PM EDT
Choose a highlighted category to sort. NOTE: Rate stats do not use qualifiers.

W-L Record: 59-79

BATTERS	AVG	G	AB	R	H	2B	3B	HR	RBI	TB	BB	IBB	SO	SB	CS	OBP	SLG	OPS	SF	SAC	GI —GAMES BY POSITION—									
																					DP	1B	2B	3B	SS	OF	C	E		
* Aguilar, Ryan	.206	105	350	42	72	8	4	2	23	94	49	0	96	7	2	.305	.269	.574	2	6	2	4	38	0	0	0	69	0	4	
Bandy, Jett	.400	2	5	0	2	2	0	0	1	4	1	0	0	0	0	.571	.800	1.371	0	0	1	0	0	0	0	0	0	1	0	
Belonis, Carlos	.211	26	95	10	20	2	1	0	4	24	8	0	37	4	2	.286	.253	.538	0	1	2	1	0	0	0	0	24	0	2	
Braun, Ryan	.250	3	8	2	2	0	0	1	2	5	2	0	1	0	0	.364	.625	.989	1	0	0	0	0	0	0	0	2	0	0	
Carroll, Dallas	.261	30	111	14	29	4	0	4	13	45	13	0	20	3	1	.346	.405	.752	1	0	2	4	0	0	30	0	0	0	4	
Clark, Zach	.176	27	91	10	16	4	1	3	10	31	12	0	43	4	2	.271	.341	.612	3	1	1	2	0	0	0	0	27	0	0	
Cuas, Jose	.195	54	174	23	34	8	4	3	13	59	21	0	54	5	3	.307	.339	.646	0	1	7	4	0	0	54	0	0	0	7	
Feliciano, Mario	.251	104	402	47	101	16	2	4	36	133	34	1	72	10	2	.320	.331	.651	1	2	7	7	0	0	0	0	0	78	9	
# Ghelfi, Mitch	.211	17	57	4	12	4	0	0	7	16	3	0	12	0	0	.277	.281	.558	2	0	3	2	3	0	0	0	0	7	0	
Gideon, Ronnie	.228	113	390	42	89	28	1	14	55	161	39	1	133	6	4	.301	.413	.714	5	0	4	9	91	0	0	0	0	0	7	
Hairston, Devin	.210	44	157	13	33	3	0	2	12	42	16	0	46	5	5	.284	.268	.552	2	1	1	0	0	0	0	44	0	0	10	
Harrison, Monte	.265	63	223	32	59	12	1	11	32	106	29	0	70	11	3	.359	.475	.834	2	2	5	3	0	0	0	0	62	0	0	
Hiura, Keston	.333	27	105	14	35	11	2	0	15	50	7	0	24	2	0	.374	.476	.850	2	0	1	0	0	3	0	0	0	0	0	
Lara, Gilbert	.193	67	223	18	43	6	1	3	22	60	9	0	79	0	0	.226	.269	.496	1	0	1	5	0	0	17	50	0	0	17	
* Morrison, Trevor	.204	93	299	48	61	17	2	5	27	97	29	0	110	8	4	.295	.324	.619	1	6	10	5	0	42	0	46	1	0	15	
Murray, A.J.	.125	3	8	1	1	0	0	0	2	1	0	2	0	0	0	.222	.250	.472	0	0	0	0	0	0	0	0	0	3	1	
* Neuhaus, Tucker	.245	87	323	45	79	26	1	13	47	146	20	1	99	4	5	.297	.452	.749	5	1	6	6	0	68	7	0	0	0	13	
# Oquendo, Jonathan	.165	34	103	10	17	3	1	0	5	22	9	0	33	0	1	.228	.214	.442	2	0	0	2	1	24	6	0	0	0	3	
Orimoloye, Demi	.214	125	467	57	100	23	4	11	45	164	40	0	139	38	11	.281	.351	.632	4	2	5	9	0	0	0	0	110	0	7	
Rodriguez, Nathan	.221	51	163	13	36	6	0	1	15	45	16	0	37	7	3	.287	.276	.563	2	1	0	0	0	0	0	0	0	51	2	
Segovia, Joantgel	.220	111	413	33	91	11	0	1	34	105	22	1	67	11	2	.262	.254	.516	2	5	2	15	0	0	0	0	99	0	5	
* Sogard, Eric	.000	2	5	1	0	0	0	0	0	2	0	1	0	0	0	.286	.000	.286	0	0	0	0	0	2	0	0	0	0	0	
Susac, Andrew	.429	2	7	2	3	0	0	1	2	6	1	0	0	0	0	.500	.857	1.357	0	0	0	0	0	0	0	0	0	2	0	
# Villar, Jonathan	.615	4	13	2	8	1	1	0	6	11	1	0	3	0	1	.600	.846	1.446	1	0	0	0	0	3	0	0	0	0	1	
* Vogt, Stephen	.182	3	11	1	2	2	0	0	1	4	0	0	1	0	0	.182	.364	.545	0	0	0	0	0	0	0	0	0	1	0	
Whalen, Caleb	.213	29	89	11	19	7	1	2	8	34	7	1	24	0	1	.293	.382	.675	0	2	3	0	0	0	0	0	27	0	2	
Wilson, Weston	.277	39	141	22	39	9	2	5	26	67	16	0	29	1	5	.366	.475	.842	0	1	4	1	10	1	26	0	1	0	5	
York, Trey	.200	11	30	4	6	2	0	0	2	8	6	0	9	0	0	.333	.267	.600	0	0	0	1	0	6	0	0	0	0	0	
Team Total	.226	138	4463	521	1009	216	29	86	463	1541	413	5	1241	126	57	.299	.345	.644	39	32	67	80							134	

PITCHERS	W	L	ERA	G	GS	CG	SHO	SV	SVO	IP	H	R	ER	HR	HB	BB	IBB	SO	BK	WP	GO/AO	DP	WHIP	AVG	AB	TBF	SF	GF	HLD
Anderson, Chase	0	1	2.70	1	1	0	0	0	0	3.1	2	1	1	0	0	1	0	3	0	1	0.50	0	0.90	.182	11	12	0	0	0
Barker, Luke	1	4	2.84	22	0	0	0	5	9	31.2	30	12	10	2	0	8	0	34	0	5	0.90	3	1.20	.252	119	129	1	17	0
Benoit, Rodrigo	0	0	6.57	6	0	0	0	0	0	12.1	14	10	9	3	0	3	0	13	0	1	0.85	1	1.38	.275	51	54	0	3	2
Berberet, Parker	2	4	4.79	18	0	0	0	3	4	47.0	55	27	25	3	2	15	0	43	2	2	1.29	5	1.49	.306	180	202	3	8	0
Brown, Dalton	0	0	14.73	2	0	0	0	0	0	3.2	12	7	6	1	0	0	0	2	0	1	1.33	1	3.27	.571	21	21	0	0	0
* Brown, Daniel	6	3	3.00	37	0	0	0	6	11	72.0	67	27	24	3	4	35	2	74	1	10	1.00	9	1.42	.257	261	306	1	19	4
Brown, Zack	4	5	3.39	18	13	0	0	0	0	85.0	78	33	32	7	3	34	0	84	0	8	1.17	10	1.32	.249	313	353	2	1	0
Burkhalter, David	0	4	6.75	10	5	0	0	1	1	32.0	45	28	24	6	1	7	0	18	0	1	0.89	2	1.63	.352	128	143	4	3	0
Cross, Colton	1	1	3.62	19	0	0	0	2	2	32.1	28	19	13	1	2	15	0	30	2	8	0.79	4	1.33	.230	122	143	4	13	1
Desquin, Jordan	5	5	5.13	30	10	0	0	0	0	87.2	101	54	50	17	5	23	0	69	2	7	0.64	4	1.41	.289	349	380	2	5	3
Diaz, Victor	2	6	5.81	21	17	0	0	0	0	79.0	99	56	51	12	6	31	0	55	1	8	0.77	6	1.65	.307	322	361	2	0	1
Diplan, Nattino	3	10	6.60	29	12	0	0	1	4	88.2	98	74	65	6	11	39	0	88	0	12	1.07	7	1.55	.278	352	406	3	4	2
* Drossner, Jake	0	0	2.25	1	1	0	0	0	0	4.0	3	1	1	0	0	2	0	2	0	1	3.00	1	1.25	.231	13	15	0	0	0
Garza, Matt	0	1	6.35	1	1	0	0	0	0	5.2	9	5	4	1	0	2	0	8	0	2	2.00	0	1.94	.346	26	28	0	0	0
Herrera, Carlos	3	2	3.79	9	5	1	1	0	0	38.0	24	17	16	4	5	17	0	26	1	1	0.93	0	1.08	.180	133	157	0	0	0
House, Adrian	1	0	1.00	3	2	0	0	0	0	9.0	5	1	1	0	0	0	0	11	0	3	3.00	0	0.56	.156	32	32	0	0	0
Jankins, Thomas	9	8	3.62	27	24	0	0	0	0	141.2	141	66	57	14	4	32	1	121	2	13	1.73	16	1.22	.259	545	587	4	2	0
Kenilvort, Alec	2	0	7.27	11	0	0	0	1	1	17.1	24	18	14	1	3	6	0	26	1	4	1.73	0	1.73	.308	78	89	1	5	2
Myers, Aaron	2	0	4.37	17	0	0	0	3	4	35.0	37	19	17	4	0	17	0	37	1	0	0.42	1	1.54	.270	137	155	1	9	2
* Owenby, Drake	0	1	3.35	11	6																								




CEDAR RAPIDS ALL-TIME MANAGERS AND RECORDS

YEAR	LEAGUE	MANAGER	Nickname	WON	LOST	PCT	FIN	PLAYOFFS
1890	Two-I	James Plumb	Canaries	62	48	.564	2nd	
1891	Two-I	James Plumb, John Godar	Canaries	41	47	.466	5th	
1896	Western Association	Buck Ebright, Belden Hill	Rabbits	32	47	.405	4th	
1897	Western Association	Belden Hill	Rabbits	84	41	.672	1st	Playoffs
1898	Western Association	Belden Hill	Rabbits	29	19	.604	2nd	
1899	Western Association	Belden Hill	Rabbits	36	22	.621	2nd	
1901	Three-I	Belden Hill	Rabbits	69	43	.616	2nd	
1902	Three-I	Belden Hill	Rabbits	63	56	.529	3rd	
1903	Three-I	Belden Hill	Rabbits	60	60	.500	5th	
1904	Three-I	Belden Hill	Bunnies	70	52	.574	2nd	
1905	Three-I	Belden Hill	Bunnies	63	61	.508	5th	
1906	Three-I	Belden Hill	Bunnies	79	43	.648	1st	Playoffs
1907	Three-I	Belden Hill	Bunnies	72	61	.541	5th	
1908	Three-I	Belden Hill	Bunnies	69	63	.523	3rd	
1909	Three-I	Lute Broberg	Bunnies	31	107	.225	8th	
1913	Central Association	Belden Hill	Bunnies	59	65	.476	6th	
1914	Central Association	Belden Hill	Bunnies	65	59	.524	4th	
1915	Central Association	Jack Herbert	Bunnies	54	47	.535	3rd	
1916	Central Association	Frank Boyle	Bunnies	62	54	.534	3rd	
1917	Central Association	Ray Ryan	Bunnies	31	39	.443	5th	
1920	Three-I	Frank Boyle	Bunnies	68	69	.496	5th	
1921	Three-I	Frank Boyle	Bunnies	62	72	.463	7th	
1922	Mississippi Valley	Bill Speas	Bunnies	92	37	.713	1st	Playoffs
1923	Mississippi Valley	Bill Speas	Bunnies	69	56	.552	3rd	
1924	Mississippi Valley	Bill Speas	Bunnies	54	67	.446	6th	
1925	Mississippi Valley	Bill Speas	Bunnies	74	51	.592	1st	Playoffs
1926	Mississippi Valley	Dutch While	Bunnies	38	84	.311	8th	
1927	Mississippi Valley	Harry Emery	Bunnies	50	70	.417	6th	
1928	Mississippi Valley	Bob Hasbrook	Bunnies	45	78	.366	8th	
1929	Mississippi Valley	Tibbe Serre	Bunnies	58	67	.464	7th	
1930	Mississippi Valley	Paul Speraw	Bunnies	71	55	.563	1st	Playoffs
1931	Mississippi Valley	Paul Speraw	Bunnies	74	52	.587	2nd	
1932	Mississippi Valley	Paul Speraw	Bunnies	65	60	.520	5th	
1934	Western League	Eugene Hargrave	Raiders	47	73	.392	8th	
1935	Western League	Cap Crossley	Raiders	53	57	.482	6th	
1936	Western League	Cap Crossley	Raiders	70	58	.547	2nd	
1937	Western League	Cap Crossley	Raiders	78	38	.672	1st	Playoffs
1938	Three-I	Cap Crossley	Raiders	56	63	.471	6th	
1939	Three-I	Ollie Marquardt	Raiders	73	46	.613	1st	Playoffs
1940	Three-I	Ollie Marquardt	Raiders	74	51	.592	1st	Playoffs
1941	Three-I	Ollie Marquardt	Raiders	72	49	.595	2nd	Playoffs
1942	Three-I	Ollie Marquardt	Raiders	74	43	.632	1st	Playoffs
1949	Central Association	Packy Rodgers	Rockets	63	67	.485	4th	Playoffs
1950	Three-I	Billy Jurgas	Indians	59	67	.468	5th	
1951	Three-I	Kerby Ferrell	Indians	64	66	.492	4th	Playoffs
1952	Three-I	Jimmy Bloodworth	Indians	53	71	.427	8th	
1953	Three-I	Al Kubsky, Bill Prince	Raiders	63	65	.492	5th	
1954	Three-I	Bill Prince	Raiders	63	72	.467	6th	
1955	Three-I	Ray Perry	Raiders	49	77	.389	8th	
1956	Three-I	George Scherger	Raiders	44	76	.367	8th	
1957	Three-I	Danny Ozark	Raiders	49	79	.383	6th	
1958	Three-I	Alex Monchak	Braves	77	53	.592	1st	Playoffs
1959	Three-I	Alex Monchak	Braves	53	73	.421	8th	
1960	Three-I	James Brown	Braves	71	69	.507	4th	
1961	Three-I	James Brown	Braves	73	57	.562	2nd	
1962	Midwest League	Ken Blackman	Braves	58	66	.468	8th	
1963	Midwest League	D. Mike Ryba	Red Raiders	56	65	.463	7th	
1964	Midwest League	Rollie Hemsley	Red Raiders	51	69	.425	8th	
1965	Midwest League	Ron Plaza	Cardinals	62	52	.544	3rd	
1966	Midwest League	Ron Plaza	Cardinals	81	40	.669	1st	Playoffs
1967	Midwest League	Jack Krol	Cardinals	53	67	.442	8th	
1968	Midwest League	Jack Krol	Cardinals	63	53	.543	3rd	
1969	Midwest League	Roy Majtyka	Cardinals	55	68	.447	8th	
1970	Midwest League	Roy Majtyka	Cardinals	57	64	.471	7th	
1971	Midwest League	Bobby Dews	Cardinals	67	53	.558	4th	




CEDAR RAPIDS ALL-TIME MANAGERS AND RECORDS


YEAR	LEAGUE	MANAGER	Nickname	WON	LOST	PCT	FIN	PLAYOFFS
1972	Midwest League	Gary Geiger	Cardinals	51	77	.398	8th	
1973	Midwest League	Leo Posada	Astros	61	60	.504	6th	
1974	Midwest League	Leo Posada	Astros	54	66	.450	8th	
1975	Midwest League	Bob Hartsfield	Giants	41	87	.320	10th	
1976	Midwest League	Salty Parker	Giants	78	53	.595	2nd	Playoffs
1977	Midwest League	Jack Mull	Giants	74	66	.529	4th	Playoffs
1978	Midwest League	Jack Mull	Giants	53	83	.39	8th	
1979	Midwest League	Wayne Cato	Giants	58	78	.426	7th	
1980	Midwest League	Jim Lett	Reds	59	81	.421	7th	
1981	Midwest League	Randy Davidson	Reds	65	68	.489	5th	Playoffs
1982	Midwest League	Randy Davidson	Reds	61	79	.436	9th	
1983	Midwest League	Bruce Kimm	Reds	76	64	.543	3rd	Playoffs
1984	Midwest League	Jim Lett	Reds	75	63	.543	4th	
1985	Midwest League	Jay Ward	Reds	78	61	.561	3rd	
1986	Midwest League	Gene Dusan, Paul Kirsch	Reds	70	70	.500	7th	
1987	Midwest League	Paul Kirsch	Reds	70	70	.500	8th	
1988	Midwest League	Marc Bombard	Reds	87	53	.621	1st	Playoffs
1989	Midwest League	Dave Miley	Reds	80	57	.584	2nd	Playoffs
1990	Midwest League	Dave Miley	Reds	88	46	.657	1st	Playoffs
1991	Midwest League	Frank Funk	Reds	66	74	.471	10th	
1992	Midwest League	Mark Berry	Reds	82	56	.594	3rd	Playoffs
1993	Midwest League	Mitch Seone	Kernels	54	80	.403	14th	
1994	Midwest League	Tom Lawless	Kernels	77	62	.554	2nd	Playoffs
1995	Midwest League	Tom Lawless	Kernels	76	62	.551	3rd	Playoffs
1996	Midwest League	Tom Lawless	Kernels	63	72	.467	12th	Playoffs
1997	Midwest League	Mario Mendoza	Kernels	62	76	.449	12th	Playoffs
1998	Midwest League	Garry Templeton	Kernels	71	69	.507	9th	
1999	Midwest League	Mitch Seone	Kernels	61	77	.442	12th	
2000	Midwest League	Mitch Seone, Tyrone Boykin	Kernels	53	86	.381	13th	
2001	Midwest League	Tyrone Boykin	Kernels	60	77	.438	10th	
2002	Midwest League	Todd Claus	Kernels	81	58	.583	3rd	Playoffs
2003	Midwest League	Todd Claus	Kernels	66	72	.478	10th	
2004	Midwest League	Bobby Magallanes	Kernels	75	64	.550	4th	Playoffs
2005	Midwest League	Bobby Magallanes	Kernels	65	75	.464	11th	
2006	Midwest League	Bobby Magallanes	Kernels	65	74	.468	10th	
2007	Midwest League	Ever Magallanes	Kernels	78	61	.561	3rd	Playoffs
2008	Midwest League	Keith Johnson	Kernels	72	66	.552	6th	Playoffs
2009	Midwest League	Bill Mosiello	Kernels	78	60	.565	5th	Playoffs
2010	Midwest League	Bill Mosiello	Kernels	82	56	.594	3rd	Playoffs
2011	Midwest League	Brent Del Chiaro	Kernels	61	78	.439	14th	
2012	Midwest League	Jamie Burke	Kernels	53	86	.381	16th	
2013	Midwest League	Jake Mauer	Kernels	88	50	.638	1st	Playoffs
2014	Midwest League	Jake Mauer	Kernels	73	67	.521	4th	Playoffs
2015	Midwest League	Jake Mauer	Kernels	77	63	.550	4th	Playoffs
2016	Midwest League	Jake Mauer	Kernels	78	61	.561	4th	Playoffs
2017	Midwest League	Tommy Watkins	Kernels	75	65	.536	4th	Playoffs
	All-Time Record			7103	6948	.506		



Salty Parker



Dave Miley



Mark Berry



Tom Lawless



CEDAR RAPIDS ANNUAL BATTING LEADERS

Year	Batting	Hits	HR	RBI			
1920	Joe Evers.....	297	Pat Hardgrove.....	126	Bob Larmore.....	4	NA
1921	John Jenkins.....	294	John Command.....	143	John Command.....	4	NA
1922	Bill Speas.....	382	Bill Speas.....	182	Lewis.....	3	NA
1923	Bill Speas.....	363	Bill Speas.....	182	Makeever.....	3	NA
1924	Lewis.....	312	Lee.....	135	Govney.....	7	NA
1925	Ernie Orsatti.....	347	Huarte.....	145	Storme.....	15	NA
1926	While.....	288	While.....	135	E. Rye.....	6	NA
1927	Casper.....	323	Casper.....	147	Green.....	6	NA
1928	Schwartz.....	346	Burriss.....	141	Suggs.....	13	NA
1929	S. Grant.....	366	Storme.....	162	Storme.....	23	NA
1930	Mueller.....	341	Kerr.....	171	Kuba.....	10	NA
1931	Chervinko.....	344	Frost.....	153	Chervinko.....	6	NA
1932	Bill Mizeur.....	335	Bill Mizeur.....	149	Bill Mizeur.....	7	Bill Mizeur..... 86
1934	Riley Parker.....	349	Johnny Dickshot.....	145	Johnny Dickshot.....	16	NA
1935	Milt Bocek.....	329	Skeeter Webb.....	151	Milt Bocek.....	16	Milt Bocek..... 74
1936	Frank Howard.....	315	Frank Howard.....	154	Frank Howard.....	13	Frank Howard..... 96
1937	Cal Lahman.....	323	Frank Howard.....	142	Cal Lahman.....	22	Cal Lahman..... 101
1938	Frank Howard.....	348	Frank Howard.....	171	Cal Lahman.....	17	Cal Lahman..... 88
1939	Del Jones.....	362	Del Jones.....	168	Jess Pike/Walt Walsh.....	13	George Bink..... 116
1940	Buck Frierson.....	335	Frierson.....	158	Chuck Workman.....	29	Chuck Workman..... 105
1941	Hank Edwards.....	364	Hank Edwards.....	172	Hank Edwards.....	23	Hank Edwards..... 113
1942	Blas Monaco.....	326	Joe Frazier.....	140	Pat Seerey.....	33	Pat Seerey..... 91
1949	Jack Tanner.....	303	Lou Percy.....	132	Jack Tanner.....	37	Jack Tanner..... 121
1950	Jim King.....	332	Bob Prentice.....	135	Bob Prentice.....	20	Bob Prentice..... 100
1951	Rex Carrow.....	294	Stan Pawlowski.....	119	Stan Pawlowski.....	9	Stan Pawlowski..... 75
1952	Bob Truss.....	268	Bob Truss.....	114	Bob Truss.....	10	Bob Truss..... 65
1953	Bob Coats.....	327	Bob Coats.....	162	Jim Fanning.....	16	Jim Fanning..... 81
1954	Art Pennington.....	345	John Olczak.....	150	Art Pennington.....	16	John Olczak..... 91
1955	Robert Yoder.....	314	Robert Yoder.....	154	Ray Perry.....	23	John O'Keefe..... 84
1956	Donald Musto.....	315	Clyde McNeal.....	137	Clyde McNeal.....	27	Clyde McNeal..... 89
1957	Jim Koranda.....	320	Jim Koranda.....	133	Jim Koranda.....	31	Jim Koranda..... 93
1958	Dick Selinger.....	317	Dick Selinger.....	146	Horace Garner.....	27	Horace Garner/Bill Moss... 79
1959	Merritt Ranew.....	324	Sid Goldfader.....	129	Sid Goldfader.....	22	Sid Goldfader..... 92
1960	Tommie Aaron.....	299	Tommie Aaron.....	154	Tommie Aaron.....	20	Tommie Aaron..... 88
1961	Joe Trenary.....	314	Paul Snyder.....	153	Barry Morgan.....	23	Barry Morgan..... 89
1962	Milt Swift.....	321	Vince Ferguson.....	128	Adrian Garrett.....	19	Adrian Garrett..... 87
1963	John Weghorn.....	290	Dick Rowe.....	123	Lincoln Curtis.....	28	Lincoln Curtis..... 78
1964	Dick Rowe.....	288	Dick Rowe.....	130	Lincoln Curtis.....	14	Lincoln Curtis..... 63
1965	Enrique Rivera.....	292	Enrique Rivera.....	112	Billy Davis.....	11	Billy Davis..... 47
1966	Rogers Robinson.....	306	Rogers Robinson.....	118	Ben Bracy.....	18	Rogers Robinson..... 70
1967	Dewey Freeman.....	279	Bobby Cox.....	116	Rogers Robinson.....	12	Rogers Robinson..... 60
1968	Dewey Freeman.....	286	Luis Melendez.....	120	Wayne Boultinghouse.....	13	Dewey Freeman..... 58
1969	Jorge Roque.....	289	Jorge Roque.....	111	Jorge Roque/Jorge Millan.....	9	Jorge Roque..... 52
1970	Mike Price.....	288	Mike Price.....	115	H.Hofvendahl.....	4	Mike Price..... 56
					Mel Pettigrew.....	4	
1971	Hector Cruz.....	276	Hector Cruz.....	112	Hector Cruz.....	23	Hector Cruz..... 68
1972	Mark Hale.....	283	Jim Dunham.....	114	Leon Lee.....	13	Mark Hale..... 46
1973	Fred Mims.....	293	Fred Mims.....	120	Fred Mims/Steve Englishbey.....	14	Fred Mims..... 71
1974	Alex Taveras.....	285	Taveras/Rafael Tatis.....	109	Rafael Tatis.....	5	Rafael Tatis..... 56
1975	Mike Cash.....	273	Don Sasser.....	117	German de los Santos.....	8	Don Sasser..... 68
1976	Wayne Cato.....	308	Wayne Cato.....	109	Steve Wilkins.....	11	Wayne Cato..... 63
1977	John Sylvester.....	296	Rich Murray.....	136	Bob Brenly.....	22	Rich Murray..... 94
1978	Ken Feinberg.....	293	Craig Landis.....	125	Chili Davis.....	16	Chili Davis..... 73
1979	Mark Benson.....	294	Paul Plinski.....	136	Johnny Rabb.....	19	Johnny Rabb..... 90
1980	Eski Viltz.....	281	Eski Viltz.....	140	Emil Drzayich.....	19	Emil Drzayich..... 66
1981	Ray Corbett.....	267	Dave Hall.....	112	Jeff Jones.....	17	Emil Drzayich..... 59
			Ken Scarpace.....	112			
1982	Jeff Jones.....	301	Jeff Jones.....	130	Jeff Jones.....	42	Jeff Jones..... 101
1983	Mike Manfre.....	265	Terry Lee.....	106	Terry Lee.....	19	Terry Lee..... 67
1984	Ron Henika.....	304	Lenny Harris.....	115	Mike Manfre.....	21	Ron Henika..... 72
1985	Dan Boever.....	283	Greg Monda.....	139	Eddie Williams.....	20	Eddie Williams..... 83
1986	Marty Brown.....	301	Marty Brown.....	153	Chris Jones.....	20	Marty Brown..... 83
1987	Keith Lockhart.....	313	Keith Lockhart.....	160	Keith Lockhart.....	23	Keith Lockhart..... 84
1988	Reggie Jefferson.....	288	Reggie Jefferson.....	149	Steve Davis.....	22	Reggie Jefferson..... 90
1989	Adam Casillas.....	321	Adam Casillas.....	146	Benny Colvard.....	13	Adam Casillas..... 69



CEDAR RAPIDS ANNUAL BATTING LEADERS



Skipper Jim Lett (left) and slugger Jeff Jones helped usher in the Cincinnati Reds era in Cedar Rapids in 1980. Two years later Jones would rewrite the Cedar Rapids and Midwest League record books by belting 42 homers. The mark still stands as both a club and league record to this day. Jones led the Reds in batting average, homers, and RBI in 1982.

Year	Batting	Hits	HR	RBI
1990	Reggie Sanders 285	Reggie Sanders 133	Reggie Sanders 17	Reggie Sanders 63
1991	Kevin Riggs 268	Jamie Dismuke 125	Jon Fuller/Chris Vasquez 9	Jamie Dismuke 72
1992	Steve Gibraltar 306	Steve Gibraltar 162	Steve Gibraltar 19	Steve Gibraltar 99
1993	Brandon Markiewicz 264	Brandon Markiewicz 112	Mike Wolff 17	Mike Wolff 72
1994	Jovino Carvajal 292	Jovino Carvajal 147	Aaron Guiel/Tony Moeder 18	Aaron Guiel 82
1995	Demond Smith 341	Paul Failla 116	John Donati 16	John Donati 75
			Aaron Iatarola 16	
1996	Larry Barnes 317	Larry Barnes 155	Larry Barnes 27	Larry Barnes 112
1997	Shawn Wooten 289	Rob Sasser 135	Eric Gillespie 18	Rob Sasser 77
1998	Adam Leggett 273	Juan Tolentino 129	E.J. t'Hoën 18	Ariel Delgado 67
1999	Jason Hill 287	Elpidio Guzman 144	Mike Christensen 18	Mike Christensen 71
2000	Brian Seever 258	Scott Bikowski 104	Casey Kelley 14	Cordell Lindsey 56
2001	Mike Campo 313	Zach Roper 146	Zach Roper 15	Zach Roper 87
2002	Nick Gorneault 289	Jeff Mathis 141	Dallas McPherson 15	McPherson 88
2003	Alberto Callaspo 327	Alberto Callaspo 168	Jared Abruzzo 13	Jared Abruzzo 73
2004	Howie Kendrick 367	Brandon Wood 120	Matt Brown 23	Matt Brown 82
2005	Michael Collins 320	Freddy Sandoval 120	Drew Toussaint 21	Drew Toussaint 68
2006	Hainley Statia 297	Brad Coon 127	Jordan Renz 24	Jordan Renz 86
2007	Wilberto Ortiz 277	Mark Trumbo 128	Matt Sweeney 18	Mark Trumbo 76
2008	Hector Estrella 302	Andrew Romie 120	Jeremy Moore 17	Julio Perez 75
2009	Alexi Amarista 319	Alexi Amarista 152	Angel Castillo 12	Gabe Jacobo 72
2010	Jean Segura 313	Jean Segura 161	Jean Segura 10	Jean Segura 79
2011	Jeremy Cruz 262	Travis Witherspoon 99	Travis Witherspoon 12	Ricky Alvarez 64
2012	Andy Workman 278	Andy Workman 119	Gary Mitchell 14	Andy Workman 68
2013	Jorge Polanco 308	Jorge Polanco 143	Adam Brett Walker 27	Adam Brett Walker 109
2014	Mitch Garver 296	Chad Christensen 134	Mitch Garver 16	Mitch Garver 79
2015	Nick Gordon 277	Nick Gordon 133	Trey Vavra 6	Nick Gordon 58
2016	Luis Arraez 347	Luis Arraez 165	Zander Wiel 19	Zander Wiel 86
2017	Lewin Diaz 292	Lewin Diaz 136	Travis Blankenhorn 13	Travis Blankenhorn 69




CEDAR RAPIDS ANNUAL PITCHING LEADERS

Year	ERA	Wins	Saves	Strikeouts
1920	Jack Tesar..... 2.10	Jack Tesar 25	NA	Jack Tesar 192
1921	Walter Tengen 2.64	Voigt / Rose / Sewell 14	NA	NA
1922	NA	J. Johnson..... 24	NA	J. Johnson..... 148
1923	NA	J. Johnson..... 20	NA	Art Jacobs..... 134
1924	NA	George Dennison 14	NA	Fred Radloff..... 109
1925	NA	George Valentine 26	NA	Denison 156
1926	NA	Joe Smith..... 9	NA	Giffin..... 81
1927	NA	L. Bartlett / Grzesiek..... 14	NA	Lee Bartlett..... 103
1928	NA	L. Bartlett / P. Beam..... 9	NA	Peter Beam..... 123
1929	NA	Miller..... 19	NA	Ralph Birkofer..... 115
1930	NA	Otto Schlotfeldt..... 15	NA	Milo Trpkosh..... 104
1931	Nub Kleinke..... 3.19	Jack Ziegler..... 19	NA	Otto Plummer 178
1932	NA	Nub Kleinke 15	NA	Nub Kleinke 126
1932	NA	William Wilson 12	NA	NA
1935	NA	Howard Taylor 18	NA	Ralph Mead 115
1936	Dwight Van Fleet..... 2.65	Howard Taylor 19	NA	NA
1937	Dykes Potter..... 2.28	Dwight Van Fleet 22	NA	NA
1938	Roger Wolff..... 2.87	Roger Wolff 16	NA	Roger Wolff 126
1939	Roger Wolff..... 3.08	Roger Wolff 15	NA	Mike Naymick..... 181
1940	Orie Arntzen 3.08	Orie Arntzen..... 16	NA	Orie Arntzen 155
1941	Ray Poat..... 2.90	Ray Poat 17	NA	NA
1942	Ambrose Palica 3.05	Bryan Stephens 20	NA	NA
1949	Gene Schroer 1.92	Lou Michels 14	NA	Gene Schroer 124
1950	Ray Peters 3.13	Ray Peters 16	NA	Ray Peters..... 120
1951	Bob Deeds 2.50	Bob Coleman..... 17	NA	Hector Azamar 138
1952	Bud Daley..... 3.09	Bud Daley 14	NA	Bud Daley 198
1953	Joe Stanka..... 2.35	Joe Stanka 12	NA	Joe Stanka 155
1954	Robert Burns..... 3.37	Darrell Rothrock..... 12	NA	Robert Burns 109
1955	Emerson Unzicker 4.21	Sylvester Zacher 10	NA	Ralph Vold 122
1956	Maurice McCall..... 3.50	Robert Sedlak..... 9	NA	Robert Sedlak 127
1957	Arthur Wendt 2.87	George Bielik/J. Schieffer 9	NA	Arthur Wendt 156
1958	Bill Hamilton 2.18	Bill Hamilton..... 15	NA	Bill Hamilton..... 183
1959	Hank Hemmerly..... 3.39	Hank Hemmerly 14	NA	Larry Maxie 187
1960	Hank Fischer 2.01	Hank Fischer..... 15	NA	Hank Fischer..... 217
1961	Bill Holmes..... 2.21	Bill Holmes 18	NA	Dick Kelley 200
1962	Tony Komisar 2.10	Komisar/Terry Olson 12	NA	Ray Orlikowski 210
1963	Dave Galligan 2.49	Dave Galligan 13	NA	Dave Galligan 195
1964	James Morio 2.80	James Morio 14	NA	James Morio 195
1965	Brian Sinnott..... 2.57	Brian Sinnott 11	NA	Dave Bakenhaster 126
1966	Joe DiFabio 1.86	Ted Friel..... 15	NA	Jerome Pruett..... 155
1967	Cecil McGowen..... 1.87	Larry Bowlby 8	NA	Edward Davis..... 117
1968	Bob Chlupsa..... 2.30	Bob Chlupsa 10	NA	Jesse DuBose..... 110
1969	Almonte Gonzalez..... 2.64	Mike Brandt 8	Barry Holtzman..... 7	Jesse DuBose..... 78
1970	Rosario Llanos..... 2.45	Rosario Llanos 9	Ken Beebe..... 7	Mickey Maselbas..... 141
1971	Ted Hemenway 2.34	Ted Hemenway..... 13	Bruce Thompson 11	Ted Hemenway..... 143
1972	Jim Stedman 3.80	Jim Stedman..... 7	Tony Velazquez 8	Tony Velazquez 104
1973	Pancho Lopez..... 2.06	Eleno Cuen 10	Jesus Reyes 14	Romo Blanco 158
1974	Luis Sanchez..... 1.59	Joe Sambito..... 11	Bob Cluck..... 5	Joe Sambito..... 182
1975	Dan Beitey 3.22	Beitey/Bob Thompson 7	Joe Heinen 11	Steve Cline..... 108
1976	Ron Hodges..... 1.24	Ron Hodges 14	Stan Moline 3	Ted Barnicle..... 160
1977	Phil Nastu 1.88	Nastu/Dan Hartwig 10	Steve Sherman..... 10	Dan Hartwig 138
		Mike Wardlow 10		
1978	Bob Omo..... 2.89	Bob Omo 9	Lou Marietta 7	Bob Omo 147
1979	Matt Sutherland 3.40	Matt Sutherland 13	Kelly Anderson..... 9	Jeff Stadler..... 129
1980	Newt Box 2.93	Wayne Guinn..... 9	Frank DeJulio 9	Wayne Guinn..... 109
1981	Ron Robinson..... 2.24	Robinson/Bob Buchanan..... 10	Brad Lesley..... 12	Ron Robinson 165
1982	Curt Heidenreich 3.29	Heidenreich..... 11	Kurt Kepshire 7	Heidenreich..... 168
1983	Mike Knox 2.72	Mike Knox..... 16	Louie Trujillo 16	Rob Murphy 137




CEDAR RAPIDS ANNUAL PITCHING LEADERS


Year	ERA	Wins	Saves	Strikeouts
1984	Jim Pettibone 2.73	Tim Dodd..... 12	Bryan Funk..... 12	Jim Pettibone 159
1985	Clay Daniel 2.58	John Boyles 15	Rob Dibble/Danny Smith 12	John Boyles 155
1986	Greg Simpson 1.81	Gino Minutelli 15	Tim Deitz..... 11	Mike Smith 172
1987	Keith Brown 1.59	Keith Brown..... 13	Scott Willis 13	Joe Lazor..... 155
1988	Butch Henry 2.26	Butch Henry 16	Milt Hill 13	Butch Henry 163
1989	Mike Myers 3.29	Mike Myers/Scott Jeffery 11	Steve Foster 23	Joe Turek 138
1990	Joe Turek..... 2.34	Joe Turek/Mo Sanford..... 13	Dave McAuliffe 26	Mo Sanford 180
1991	Jason Satre..... 2.58	Mark Borcharding 9	Trevor Hoffman..... 12	Jason Satre 130
1992	Mike Ferry..... 2.71	Chris Hook..... 14	Rusty Kilgo 10	Chris Hook..... 144
1993	Kyle Sebach..... 3.04	Dave Marcon 10	Tony Chavez 16	Sebach..... 138
1994	Geoff Edsell..... 3.02	Matt Perisho..... 12	Tony Chavez 16	Willard Brown 129
1995	Jason Dickson 2.86	Jason Dickson..... 14	Mike Freehill 28	Jason Dickson 134
1996	Jose Cintron 3.88	Jose Cintron/Brian Scutero ... 10	David Sick/Jason Stephens 6	Jose Cintron..... 127
1997	Ramon Ortiz 3.58	Tommy Darrell..... 12	Danny Greene..... 12	Ramon Ortiz 225
1998	Mark Harriger 2.23	Steve Fish 10	Felix Perozo..... 16	Heath Timmerman 132
1999	Doug Bridges 3.59	Doug Bridges 15	Chris Demouy 16	Jeff Hundley 140
2000	Phil Wilson 3.41	Phil Wilson 8	Jaime Escalante 7	Dusty Bergman 108
2001	Rich Fischer 4.20	Rich Fischer 9	Joel Peralta 23	Bobby Jenks..... 98
2002	Jake Woods 3.05	Ervin Santana 14	Joel Peralta 21	Ervin Santana 146
2003	Jean Toledo 2.44	Jean Toledo 12	Ozzie Lugo..... 10	Rafael Rodriguez 100
2004	Abel Moreno..... 3.41	Abel Moreno 10	Bob Zimmermann..... 24	Kevin Jepsen..... 136
2005	Nick Green 3.58	Karl Gelinas 11	Miguel Gonzalez 8	Fernando Rodriguez 128
2006	Stephen Marek 1.96	Tommy Mendoza..... 11	Richard Aldridge 24	Tommy Mendoza..... 134
2007	Sean O'Sullivan 2.22	David Herndon 13	Warner Madrigal 20	Sean O'Sullivan 125
2008	Jordan Walden..... 2.18	Trevor Reckling/R. Fish..... 10	Eddie McKiernan 22	Robert Fish 138
2009	Manuel Flores 3.59	Will Smith 10	Vladimir Veras..... 11	Ryan Chaffee 121
2010	Stephen Locke 4.37	Pat Corbin/Locke..... 8	Johnny Hellweg..... 16	Fabio Martinez 141
2011	Max Russell..... 3.78	Dakota Robinson 10	Daniel Tillman..... 12	Max Russell 85
2012	Austin Wood 4.30	Eswarlin Jimenez 7	Ty Kelley..... 14	Austin Wood..... 109
2013	Brett Lee 2.95	Mason Melotakis 11	Tyler Jones 9	Tim Atherton..... 102
2014	Aaron Slegers..... 4.53	Ryan Eades 10	Todd Van Steensel..... 8	Ryan Eades 98
2015	Felix Jorge 2.78	Randy LeBlanc..... 9	Trevor Hildenberger..... 14	Felix Jorge..... 114
2016	Cody Stashak 3.16	Cody Stashak..... 8	Anthony McIver 10	Dereck Rodriguez 93
2017	Clark Beeker..... 2.03	Clark Beeker 11	Hector Lujan 17	Eduardo Del Rosario..... 94



Butch Henry
163 K's in 1988



Ramon Ortiz
225 K's in 1997




Ervin (Johan) Santana
146 K's in 2002




CEDAR RAPIDS MVP / KILLEBREW* AWARD WINNERS

Year	Position	Player
1972	Outfielder	Hector Cruz
1973	Right-handed Pitcher	Luis Sanchez
1974	Left-handed Pitcher	Joe Sambito
1975	Outfielder	Mark Woodbrey
1976	Catcher	Wayne Cato
1977	Short Stop	Mark Kuecker
1977	First Baseman	Rich Murray
1978	Catcher	'Chili' Davis
1979	Infielder-Outfielder	Paul Plinski
1980	Short Stop	Eski Viltz
1981	Catcher	Ray Corbett
1982	Outfielder	Jeff Jones
1983	Third Baseman	Chris Sabo
1984	First Baseman	Ron Henika
1985	Outfielder	Dan Boever
1986	Third Baseman	Marty Brown
1987	Third Baseman	Keith Lockhart
1988	Left-handed Pitcher	Butch Henry
1989	First Baseman	Adam Casillas
1990	Outfielder	Reggie Sanders
1991	Right-handed Pitcher	Trevor Hoffman
1992	Outfielder	Steve Gibraltar
1993	Outfielder	Michael Wolff
1994	Outfielder	Jason Herrick
1995	Right-handed Pitcher	Jason Dickson
1996	First Baseman	Larry Barnes
1997	First Baseman	Eric Gillespie
1998	Shortstop	E. J. t'Hoen
1999	Third Baseman	Mike Christensen
2000	Catcher	Tom Gregorio
2001	Designated Hitter	Zach Roper
2002	Catcher	Jeff Mathis
2003	Catcher	Alex Dvorsky
2004	Shortstop	Brandon Wood
2005	Catcher	Michael Collins
2006	Outfielder	Brad Coon
2007	First Base	Mark Trumbo
2008	Outfielder	Clay Fuller
2009	Second Base	Alexi Amarista
2010	Second Base	Jean Segura
2011	Left-handed Pitcher	Dakota Robinson
2012	First Base	Frazier Hall
2013*	Infielder	Niko Goodrum
2014*	Infielder	Tanner Vavra
2015*	Pitcher	Jared Wilson
2016*	Infielder	Nelson Molina
2017*	Pitcher	Hector Lujan



Joe Sambito - 1974



Chili Davis - 1978



Chris Sabo - 1983



Alexi Amarista - 2009



Trevor Hoffman - 1991



Reggie Sanders - 1990



CEDAR RAPIDS ALL-TIME LEADERS

MODERN DAY (1949-2017) SINGLE SEASON

Batting

1. Howie Kendrick (2004).....	367
2. Mike Trout (2010)	362
3. Luis Arraez (2016)	347
4. Art Pennington (1954)	345
5. Demond Smith (1995).....	341
6. Jim King (1950).....	332
7. Bob Coats (1953).....	327
8. Alberto Callaspo (2003)	327
9. Bob Staton (1950)	326
10. Merritt Ranew (1959)	324

Hits

1. Alberto Callaspo (2003)	168
2. Luis Arraez (2016)	165
3. Steve Gibralter (1992).....	162
3. Bob Coats (1953).....	162
5. Jean Segura (2010).....	161
6. Keith Lockhart (1987).....	160
7. Larry Barnes (1996).....	155
8. Tommie Aaron (1960)	154
8. Bob Yoder (1955)	154
10. Marty Brown (1986).....	153
10. Paul Snyder (1961)	153
10. Erick Aybar (2003).....	153

Home Runs

1. Jeff Jones (1982)	42
2. John Tanner (1949)	37
3. Jim Koranda (1957)	31
4. Lincoln Curtis (1963)	28
5. Adam Brett Walker (2013)	27
5. Larry Barnes (1996).....	27
5. Horace Garner (1958)	27
5. Clyde McNeal (1956).....	27
8. Jordan Renz (2006)	24
9. Five tied with 23	
Most Recent - Matt Brown (2004)	

Triples

1. Norm Hutchins (1996).....	16
2. Clay Fuller (2008)	13
2. Elpidio Guzman (1999).....	13
3. Matt Long (2010)	12
3. Jean Segura	12
3. Jeremy Moore (2008).....	12
3. Quan Cosby (2004)	12
3. Fred Mims (1973).....	12
4. Travis Blankenhorn (2017)	11
Most Recent - Alexi Amarista (2009)	

Runs Scored

1. Lou Percy (1949)	117
2. Jeff Jones (1982)	111
3. Rob Sasser (1997)	103
4. Ramon Sambo (1988)	101
4. Keith Lockhart (1987).....	101
4. Johnny Stratton (1958).....	101
4. Joe Kwiatkowski (1955).....	101
8. Paul Plinski (1979).....	98
8. Ron Hunt (1961).....	98
10. John Olczak (1954)	97

Runs Batted In

1. John Tanner (1949)	121
2. Larry Barnes (1996).....	112
3. Adam Brett Walker (2013)	109
4. Jeff Jones (1982)	101
5. Bob Prentice (1950)	100
6. Steve Gibralter (1992).....	99
7. Rich Murray (1977)	94
8. Jim Koranda (1957)	93
9. Sid Goldfader (1959)	92
10. John Olczak (1954)	91

Doubles

1. Jeff Mathis (2002)	41
2. Alexi Amarista (2009).....	39
3. Alberto Callaspo (2003)	38
4. Keith Lockhart (1987).....	37
4. Jim King (1950).....	37
6. Jay Brossman (2008)	36
6. Larry Barnes (1996).....	36
6. Mike Christensen (1999)	36
9. Jamie Dismuke (1991).....	35
9. Dick Selinger (1958)	35

Stolen Bases

1. Ramon Sambo (1988)	98
2. Paul Plinski (1979).....	72
3. Jovino Carvajal (1994).....	68
4. Andrew Romine (2008)	62
5. Marty Brown (1986).....	58
6. Brian Seever (2000).....	57
7. Brad Coon (2006)	55
8. Eric Davis (1982)	53
9. Elpidio Guzman (1999).....	52
10. Jean Segura (2010).....	50
10. Justin Baughman (1996)	50



CEDAR RAPIDS ALL-TIME LEADERS

MODERN DAY (1949-2017) SINGLE SEASON

Bases on Balls (Batting)

1. Jim Koranda (1957)	106
2. Lou Percy (1949)	105
3. Steve Englishbey (1973)	104
4. Wayne Wilson (1960)	102
5. Adam Casillas (1989)	98
5. Bill Moss (1958)	98
5. Jim King (1950)	98
8. Kevin Riggs (1992)	97
9. Ray Perry (1955)	96
10. Kevin Riggs (1991)	91
10. Jeff Jones (1982)	91
10. Adrian Garrett (1962)	91

At-Bats

1. Ramon Sambo (1988)	565
2. Steve Gibraltar (1992)	529
3. Elpidio Guzman (1999)	526
4. Jose Mota (1980)	523
5. Chuck Abbott (1997)	520
6. Reggie Jefferson (1988)	517
7. Jean Segura (2008)	515
7. Tommie Aaron (1960)	515
8. Keith Lockhart (1987)	511
9. Ariel Delgado (1998)	509
10. Darren Riley (1985)	508

Pitching Wins

1. Bill Holmes (1961)	18
2. Bob Coleman (1951)	17
3. Butch Henry (1988)	16
3. Mike Knox (1983)	16
3. Ray Peters (1950)	16
6. Doug Bridges (1999)	15
6. Gino Minutelli (1986)	15
6. John Boyles (1985)	15
6. Ted Friel (1966)	15
6. Dick Kelley (1961)	15
6. Hank Fischer (1960)	15
6. Bill Hamilton (1958)	15

Saves

1. Mike Freehill (1995)	28
2. Dave McAuliffe (1990)	26
3. Richard Aldridge (2006)	24
3. Bob Zimmermann (2004)	24
5. Joel Peralta (2001)	23
5. Steve Foster (1989)	23
8. Eddie McKiernan (2008)	22
9. Six tied with	21
Most recent - Joel Peralta (2002)	

Strikeouts (Batting)

1. Jordan Renz (2006)	178
2. Chuck Abbott (1997)	170
3. P.J. Phillips (2007)	154
4. Jeff Jones (1982)	151
5. Lincoln Curtis (1963)	150
6. Jon Vander Greind (1996)	141
7. Brian Koelling (1992)	137
8. Juan Tolentino (1998)	135
8. Keith Gordon (1992)	135
10. Chad Christensen (2014)	133

Games Played

1. Keith Lockhart (1987)	140
2. Ramon Sambo (1988)	139
2. Marty Brown (1986)	139
4. Greg Monda (1985)	138
5. Steve Gibraltar (1992)	137
5. Tommie Aaron (1960)	137
7. Bob Brenly (1977)	136
8. Six tied with	135

Earned Run Average (Min. 92 IP)

1. Ron Hodges (1976)	1.24
2. Luis Sanchez (1974)	1.59
3. Keith Brown (1987)	1.59
4. Greg Simpson (1986)	1.81
5. Phil Nastu (1977)	1.88
6. Gene Schroer (1949)	1.92
7. John Johnson (1976)	1.92
8. Nick Adenhardt (2006)	1.95
9. Stephen Marek (2006)	1.96
10. Hank Fischer (1960)	2.01

Games (Appearances)

1. George Bielik (1957)	68
2. Mark Moore (1980)	64
3. Scot Shields (1998)	58
4. Joe Heinen (1975)	55
5. Warner Madrigal (2007)	54
5. Mike Freehill (1995)	54
5. Newt Box (1980)	54
5. Chuck Schoene (1967)	54
8. Brian Scutero (1996)	53
8. Bob Zimmermann	53
9. Louie Trujillo (1983)	52
9. Steve Daniels (1980)	52
9. Ozzie Lugo (2003)	52



CEDAR RAPIDS ALL-TIME LEADERS

MODERN DAY (1949-2017) SINGLE SEASON

Losses

1. Steve Duckhorn (1979)	17
2. Dusty Bergman (2000)	15
2. Paul Gibson (1980)	15
2. Grant Mitchell (1953)	15
2. Hector Azamar (1951)	15
6. Eight tied with	14
Most recent - Jason Stockstill (1997)	

Games Started

1. Mike Moscrey (1988)	29
1. Larry Maxie (1959)	29
1. Bill Hamilton (1958)	29
1. Grant Mitchell (1953)	29
5. Manaurys Correa (2009)	28
5. Robert Fish (2009)	28
5. Fernando Rodriguez (2005)	28
5. Stevenson Agosto (1996)	28
5. Jose Cintron (1996)	28
5. Larry Luebbers (1991)	28
5. Darrell Rodgers (1988)	28
5. Mike Converse (1986)	28
10. 19 tied with	27
Most recent - Tommy Mendoza (2006)	

Innings Pitched

1. Bob Coleman (1951)	240
2. Bill Hamilton (1958)	227
2. Bud Daley (1952)	227
4. Grant Mitchell (1953)	213
5. Darrell Rothrock (1954)	212
6. Hector Azamar (1951)	208
7. Larry Maxie (1959)	206
8. Ray Peters (1950)	204
9. Bill Holmes (1961)	200
10. Terry Olson (1962)	193
10. Hank Fischer (1960)	193

Runs Allowed

1. Glenn Runge (1950)	132
2. Steve Duckhorn (1979)	128
3. Hector Azamar (1951)	125
4. Sylvester Zacher (1955)	122
5. Bob Sedlak (1956)	121
6. Billy Stinchcomb (1964)	120
7. Grant Mitchell (1953)	118
8. Larry Maxie (1959)	117
8. Ralph Vold (1955)	117
10. Ray Peters (1950)	115
10. Glenn Harshbarger (1950)	115

Shutouts

1. Ron Hodges (1976)	6
1. Hank Fischer (1960)	6
3. Ted Hemenway (1971)	5
4. Ramon Ortiz (1997)	4
4. Hugh Kemp (1984)	4
4. Scot Ender (1981)	4
4. John H. Johnson (1976)	4
4. Tony Komisar (1962)	4
4. Dick Kelly (1961)	4
4. Lou Michels (1949)	4

Complete Games

1. Bob Coleman (1951)	19
2. Ray Peters (1950)	18
3. Bill Homes (1961)	17
3. Bill Hamilton (1958)	17
3. Joe Stanka (1953)	17
6. Hank Fischer (1960)	16
7. Dave Galligan (1963)	14
7. Dick Kelly (1961)	14
7. Dave Fracaro (1960)	14
7. Darrell Rothrock (1954)	14
7. Gene Schroers (1949)	14
7. Lou Michels (1949)	14

Hits Allowed

1. Bob Coleman (1951)	237
2. Tommy Darrell (1997)	212
3. Darrell Rothrock (1954)	210
4. Hector Azamar (1951)	199
5. Bud Daley (1952)	198
6. Sylvester Zacher (1955)	196
7. Grant Mitchell (1953)	195
8. Jose Cintron (1996)	192
8. Ray Peters (1950)	192
8. Glenn Runge (1950)	192

Earned Runs Allowed

1. Steve Duckhorn (1979)	104
2. Bob Sedlak (1956)	103
3. Hector Azamar (1951)	100
4. Glenn Runge (1950)	99
5. Ralph Vold (1955)	98
6. Jason Stockstill (1997)	96
7. Larry Maxie (1959)	95
8. Sylvester Zacher (1955)	94
9. Darrell Rothrock (1959)	92
10. Glenn Harshbarger (1950)	89



CEDAR RAPIDS ALL-TIME LEADERS MODERN DAY (1949-2017) SINGLE SEASON

Base on Balls Issued

1. Larry Maxie (1959).....	160
2. Art Wendt (1957).....	156
3. Ted Barnicle (1976).....	142
4. Glenn Harshbarger (1950).....	134
5. Ray Peters (1950).....	128
6. Bud Daley (1952).....	125
7. Carl Hertz (1952).....	124
8. Dick Kelly (1961).....	122
8. Bob Sedlak (1956).....	122
8. Jackie Bowes (1952).....	122

Strikeouts (Pitching)

1. Ramon Ortiz (1997).....	225
2. Hank Fischer (1960).....	217
3. Ray Orlikowski (1962).....	210
4. Terry Olson (1962).....	205
5. Dick Kelly (1961).....	200
6. Bud Daley (1952).....	198
7. Jim Morio (1964).....	195
7. Dave Galligan (1963).....	195
9. Larry Maxie (1959).....	187
10. Billy Stinchcomb (1954).....	183
10. Bill Hamilton (1958).....	183



One year after being no-hit on three separate occasions, the Cedar Rapids Giants got some revenge when hurler Ted Barnicle pitched a complete game no-hitter against Dubuque on June 29, 1976. Manager Salty Parker, shown examining Barnicle's 'no-hit arm,' would lead the Giants to a pennant during the season many refer to as 'The Miracle on Rockford Road.'

NO-HIT GAMES (INCLUDING 7-INNING GAMES SINCE 1970) BY CEDAR RAPIDS IN MIDWEST LEAGUE PLAY

Tony Komisar.....	vs. Clinton (8-0), August 12, 1962
Charles Bowlby.....	vs. Decatur (3-0), June 7, 1969 (G1-10 Inn.)
Gary Trumbauer.....	vs. Burlington (1-0, Loss), August 2, 1972.
Robert Dean/Paulo Deleon.....	vs. Danville (6-0), July 25, 1973 (7 Inn.)
Ted Barnicle.....	vs. Dubuque (5-0), June 29, 1976
Wayne Guinn/ Steve Daniels/Mark Moore.....	vs. Quad City (2-0), April 16, 1980 (11 Inn.)
Ozzie Soto.....	vs. Clinton (2-0), June 12, 1985 (G2-7 Inn.)
Mike Converse.....	vs. Kenosha (4-0), July 10, 1987
Scott Scudder.....	vs. Wausau (4-0), May 20, 1988
Ramon Ortiz.....	vs. Quad City (12-0), August 7, 1997
Fabio Martinez / Kyle Hurst / Mike Kenney.....	vs. Kane County (3-0), April 30, 2010
Stephen Locke (5).....	vs. Peoria (10-0), July 11, 2010
Tyler Duffey (7) / Josue Montanez (1) / Tim Atherton (1).....	vs. Beloit (9-1), April 7, 2013

MIDWEST LEAGUE NO-HITTERS VS. CEDAR RAPIDS

George Bosworth.....	Burlington (1-0), June 29, 1965
Sid Monge.....	Quad City (6-0), May 4, 1971
Lawrence Monroe.....	Appleton (1-0), August 22, 1975
Jose Alfaro.....	Dubuque (5-0), August 18, 1975
Abelino Pena.....	Burlington (2-0), July 20, 1975 (7 Inn.)
Brett Hinchliffe.....	Appleton (13-0), June 28, 1994
Tim Sturdy.....	Quad City (1-0), May 19, 2000 (G2-7 Inn.)
Derrick Van Dusen.....	Wisconsin (2-0), August 27, 2001
Sean Gallagher (6), Walt Nolen (3), Jon Hunton (1).....	Peoria (3-2), April 20, 2005 (10 Inn.)
Jake Odorizzi (8), Adrian Rosario (1).....	Wisconsin (3-0), August 24, 2010

LAST NO-HITTER IN VETERANS MEMORIAL STADIUM

Tyler Duffey (7) / Josue Montanez (1) / Tim Atherton (1).....	vs. Beloit (9-1), April 7, 2013
---	---------------------------------



CEDAR RAPIDS ALL-TIME PLAYOFF RECORD

Year	League	Playoff Results, Team (Series Record)
1897	Western Association	Won championship outright
1906	Three-I	Won championship outright
1922	Mississippi Valley	Won championship outright
1925	Mississippi Valley	Won championship outright
1930	Mississippi Valley	Won championship outright
1937	Western	Won championship outright
1939	Three-I	1 st Round, Lost to Decatur (3-1)
1940	Three-I	Won championship Def. Springfield (3-0), Def. Decatur (3-1)
1941	Three-I	Won championship Def. Springfield (3-1), Def. Decatur (3-2)
1942	Three-I	Won championship Def. Evansville (3-2), Def. Madison (3-0)
1949	Central Association	Lost championship series Def. Burlington (3-0), Lost to Kewanee (4-2)
1951	Three-I	Lost championship series Def. Evansville (3-2), Lost to Quincy (3-2)
1958	Three-I	Won championship Def. Davenport (3-2)
1966	Midwest	Championship series, Lost to Fox Cities (2-1)
1976	Midwest	1 st Round, Lost to Quad Cities (1-0)
1977	Midwest	1 st Round, Lost to Burlington (1-0)
1981	Midwest	1 st Round, Lost to Quad City (2-1)
1983	Midwest	1 st Round, Lost to Springfield (2-0)
1988	Midwest	Won championship Def. Springfield (2-0), Def. Kenosha (3-1)
1989	Midwest	1 st Round, Lost to Springfield (2-0)
1990	Midwest	1 st Round, Lost to Quad City (2-0)
1992	Midwest	Won championship Def. Quad City (2-0), Def. Beloit (3-2)
1994	Midwest	Won championship Def. Springfield (2-0), Def. Rockford (3-1)
1995	Midwest	1 st Round, Lost to Quad City (2-1)
1996	Midwest	1 st Round, Lost to Quad City (2-1)
1997	Midwest	Lost in semifinals Def. Burlington (2-0), Lost to Kane Co. (2-0)
2002	Midwest	Lost in Western Division Finals Def. Quad City (2-0), Lost to Peoria (2-0)
2004	Midwest	1 st Round, Lost to Clinton (2-0)
2007	Midwest	1 st Round, Lost to Clinton (2-1)
2008	Midwest	Lost in Western Division Finals Def. Clinton (2-0), Lost to Burlington (2-0)
2009	Midwest	Lost in Western Division Finals Def. Peoria (2-0), Lost to Burlington (2-1)
2010	Midwest	1 st Round, Lost to Clinton (2-1)
2013	Midwest	1 st Round, Lost to Quad Cities (2-0)
2014	Midwest	Lost in Western Division Finals Def. Burlington (2-1), Lost to Kane County (2-0)
2015	Midwest	Lost in Championship Series Defeated Quad Cities (2-0), Defeated Peoria (2-0), Lost to West Michigan (3-2)
2016	Midwest	Lost in Western Division Finals Defeated Wisconsin (2-0), Lost to Clinton (2-1)
2017	Midwest	Lost in Western Division Finals Defeated Kane County (2-0), Lost to Quad Cities (2-1)



1958 Cedar Rapids Braves
Three-I Championship Trophy and Game
Jersey



1988 Cedar Rapids Reds
MWL Championship Trophy



1994 Cedar Rapids Reds
MWL Championship Trophy



CEDAR RAPIDS ALL-TIME MWL ATTENDANCE



Hundreds of thousands of fans passed through the turnstiles at the old Veterans Memorial Stadium from the time it was built in 1949 to 2001 when work began on the New Veterans Memorial Stadium.

Year	Affiliate	Attendance	Year	Affiliate	Attendance	Year	Affiliate	Attendance
1962	Braves.....	61,696	1983	Reds.....	134,328	New Veterans Memorial Stadium Opens: April 7, 2002		
1963	Reds.....	61,585	1984	Reds.....	134,639			
1964	Reds.....	58,873	1985	Reds.....	155,034	2002	Angels.....	196,066
1965	Cardinals.....	62,115	1986	Reds.....	131,534	2003	Angels.....	174,451
1966	Cardinals.....	67,625	1987	Reds.....	144,279	2004	Angels.....	177,929
1967	Cardinals.....	50,215	1988	Reds.....	166,121	2005	Angels.....	184,190
1968	Cardinals.....	52,109	1989	Reds.....	181,189	2006	Angels.....	176,021
1969	Cardinals.....	34,101	1990	Reds.....	121,340	2007	Angels.....	173,219
1970	Cardinals.....	42,724	1991	Reds.....	132,820	2008	Angels.....	168,568
1971	Cardinals.....	51,023	1992	Reds.....	133,899	2009	Angels.....	169,697
1972	Cardinals.....	41,528	1993	Angels.....	114,105	2010	Angels.....	173,210
1973	Astros	53,369	1994	Angels.....	137,795	2011	Angels.....	169,000
1974	Astros	36,056	1995	Angels.....	135,840	2012	Angels.....	160,064
1975	Giants	47,251	1996	Angels.....	127,369	2013	Twins	180,688
1976	Giants	78,801	1997	Angels.....	124,629	2014	Twins	171,011
1977	Giants	96,763	1998	Angels.....	128,742	2015	Twins	170,832
1978	Giants	67,616	1999	Angels.....	127,612	2016	Twins	166,413
1979	Giants	73,206	2000	Angels.....	129,652	2017	Twins	166,427
1980	Reds.....	84,062	2001	Angels.....	132,722	Single Game Attendance Record - August 16, 2013		
1981	Reds.....	89,824	On August 16, 2013 the Kernels set the single game highest attendance at New Veterans Memorial Stadium history of 5,879.					
1982	Reds.....	101,096						



MWL RECORDS HELD OR SHARED BY CEDAR RAPIDS

INDIVIDUAL BATTING RECORDS - Based on a 9 Inning Game

- *Most Runs Scored, Game 6- Kent Calderan, August 14, 1970
- Most Home Runs, Season..... 42- Jeff Jones, 1982
- *Most Games Played, Season..... 140-Keith Lockhart, 1987
- *Most Times Hit By Pitch, Game 3-Kevin Young, June 11, 1985
- *Most Bases on Balls, Game 6- John Nixon, July 8, 1970

CLUB BATTING RECORDS

- Most Hits, Both Clubs, Game..... 45-Kane County (23) vs. Cedar Rapids (22), May 8, 1999
- *Most Times Hit By Pitch, Game 5-Cedar Rapids, June 28, 1998

INDIVIDUAL PITCHING RECORDS

- *Most Losses, Season..... 17- Steve Duckhorn, 1979
- *Home Runs Allowed, Game..... 6-Jarrold Riggan, vs Burlington (1st), June 14, 1997
- *Most Wild Pitches, Game 6- Gary Trumbauer, vs Danville, April 26, 1972

CLUB PITCHING RECORDS

- Fewest Runs By Opponent, Season 377-Cedar Rapids (121), 1966
- Most Home Runs Allowed, Season..... 145 -Cedar Rapids, 1997

INDIVIDUAL FIELDING RECORDS

FIRST BASEMEN

- *Most Double Plays, Game 6- Larry Barnes, Cedar Rapids, May 18, 1996

SECOND BASEMEN

- *Most Double Plays, Game 5- David Davalillo, May 18, 1996

THIRD BASEMEN-

- Most Games, Season 138- Marty Brown, 1986

SHORTSTOPS

- Most Assists, Game 12- Tommy Murphy, April 5, 2002

CATCHERS-

- *Most Double Plays, Game 3-Steve Padia, July 25, 1983

OUTFIELDERS-

- *Most Assists, Game 4- Jerry Bartee, June 18, 1969
- *Most Double Plays, Game 2- Steve Padia, July 25, 1983

PITCHERS-

- Most Assists, Game 11- Mario Mendoza, June 16, 2000
- Most Chances Accepted, Game..... 12 (11 A, 1 PO) - Mario Mendoza, June 16, 2000

CLUB FIELDING RECORDS

- *Most Consecutive Games No Errors, Season 9- Cedar Rapids, May 25 - June 3, 1986
- Triple Plays, All-Time 3- Ranks Tied for 9th

MISCELLANEOUS CLUB RECORDS

- Most Consecutive Games Won, Season 17-Cedar Rapids, July 3 Thru July 19, 1965
- Most Consecutive Home Games Won, Season..... 19 - Cedar Rapids, April 29 Thru June 12, 2010
- *Most Consecutive Games Lost, Season 15-Cedar Rapids, July 25 Thru August 9, 1975

*- Share Of Record



CEDAR RAPIDS PLAYERS THAT HAVE ADVANCED TO THE MAJORS

Year in CR	Name of Player	Pos.	First MLB Team	First MLB Year	Year in CR	Name of Player	Pos.	First MLB Team	First MLB Year
1890	Billy Hoffer	P	Baltimore Orioles (NL)	1895	1915	Ray French	IF	New York Yankees	1920
1890	Frank Donnelly	P-UTIL	Chicago Cubs	1893	1915	Emil Yde		Philadelphia Athletics (AL)	1916
1890	Jake Drauby		Washington Senators (NL)	1892	1915	Socks Siebond		Philadelphia Athletics (AL)	1916
1890	Danny Friend		Chicago Colts (NL)	1895	1915	George Tomer		St. Louis Browns (AL)	1913
1891	John Godar	3B	Baltimore Orioles (NL)	1892	1916	Fred Hofman	C	New York Yankees	1919
1891	John J. McGraw	3B	Baltimore Orioles (AA)	1891	1916	Doc Shanley		St. Louis Browns (AL)	1912
1891	Kid Summers		St. Louis Browns (AL)	1893	1916	Grover Baichley		St. Louis Browns (AL)	1914
1891	Bill Whitrock		St. Louis Browns (AL)	1890	1917	Walt Meinert		St. Louis Browns (AL)	1913
1891	Ed Knouff		Philadelphia Athletics (AA)	1885	1917	Tom Drohan		Washington Senators (AL)	1913
1895	Joe Dolan		Louisville Colonels (NL)	1896	1920	Hal Bubser		Chicago White Sox	1922
1895	Bob Brush		Boston Doves (NL)	1907	1920	Cy Slapnicka	P	Chicago Cubs	1911
1895	Bill Bowman		Chicago Colts (NL)	1891	1920	Bob Larmore		St. Louis Cardinals	1918
1896	Sammy Strang	IF	Louisville Grays (NL)	1896	1920	Pat Hardgrove		Chicago White Sox	1918
1896	Rudy Kling		St. Louis Cardinals	1902	1920	Joe Evers		New York Giants	1913
1896	Billy Sullivan		Boston Beaneaters (NL)	1899	1921	Art Jacobs		Cincinnati Reds	1922
1896	Hi Ebright		Washington Nationals (UA)	1889	1921	John Jenkins		Chicago White Sox	1924
1896	John Slagle		Cincinnati Kelly's Killers (AA)	1891	1921	Ollie Voigt		St. Louis Browns (AL)	1924
1896	George Ulrich		Washington Senators (NL)	1892	1923	Emil Dutch Levsen	P	Cleveland Indians	1923
1897	Tim Flood	IF	St. Louis Cardinals	1899	1923	Ralph Michaels	IF	Chicago Cubs	1924
1897	Belden Hill	3B	Baltimore Orioles (AA)	1890	1923	Karl Swanson		Chicago White Sox	1928
1897	Ed Hutchinson	1B	Chicago Cubs	1890	1923	Ralph Birkofer		Pittsburgh Pirates	1939
1897	Snapper Kennedy	SS	Chicago Cubs	1902	1924	Gene Rye	OF	Boston Red Sox	1931
1897	Lou Mahaffey	P	Louisville Grays (NL)	1898	1925	Ernie Orsatti	OF	St. Louis Cardinals	1927
1897	Monte McFarland	P	Chicago Cubs	1895	1926	Fred Back		Boston Doves (NL)	1909
1897	Deacon Van Buren		Brooklyn Superbas (NL)	1904	1927	Spoke Emery		Philadelphia Phillies	1924
1898	Ossee Schreckengost		Louisville Colonels (NL)	1897	1929	Elmer Klumpp		Washington Senators (AL)	1933
1898	Dewey McDougal		St. Louis Browns (AL)	1895	1930	Paul Speraw		St. Louis Browns (AL)	1920
1899	Kitty Brashear		Louisville Colonels (NL)	1899	1931	Hal Trosky, Sr.	INF	Cleveland Indians	1933
1899	Fred Glade		Chicago Cubs	1902	1931	Red Evans		Chicago White Sox	1934
1899	Johnny King		Chicago Cubs	1900	1931	Mel Kerr		Chicago Cubs	1925
1899	Jake Thielman		St. Louis Cardinals	1905	1931	Dink O'Brien		Philadelphia Phillies	1923
1899	Jesse Hoffmeister		Pittsburgh Pirates	1897	1932	Norbert Nub Kleinke	P	St. Louis Cardinals	1935
1901	Charles McFarland	P	St. Louis Cardinals	1902	1932	Jack Redmond		Washington Senators (AL)	1935
1901	Artie Weaver	C	St. Louis Cardinals	1902	1932	Gene Schott		Cincinnati Reds	1935
1901	Harry Berte		St. Louis Cardinals	1903	1932	Bill Zuber	P	Cleveland Indians	1936
1901	Norwood Gibson		Boston Americans (AL)	1903	1932	Bill Mizeur		St. Louis Browns (AL)	1923
1901	Frank Roth		Philadelphia Phillies	1903	1934	Johnny Dickshot	OF	Pittsburgh Pirates	1936
1901	Owen Shannon		St. Louis Browns (AL)	1903	1934	Jack Hallett	P	Chicago White Sox	1940
1902	Jack Himes		St. Louis Cardinals	1905	1934	Yank Terry		Boston Red Sox	1940
1902	Jame Durham		Chicago White Sox	1902	1934	Allen Elliott		Chicago Cubs	1923
1902	John O'Connell		Baltimore Orioles (NL)	1891	1934	Jerry Standaert		Brooklyn Robins (NL)	1925
1903	Barney Pelty	P	St. Louis Browns (AL)	1903	1934	Bubbles Hargrave		Chicago Cubs	1913
1904	Lou Fiene	P	Chicago White Sox	1906	1935	James 'Skeeter' Webb	IF	St. Louis Cardinals	1932
1904	Neal Ball		New York Highlanders (AL)	1907	1935	Hal Epps		St. Louis Cardinals	1938
1904	Bill Ludwig		St. Louis Cardinals	1908	1935	Milt Bocek		Chicago White Sox	1933
1906	Claude Berry	C	Chicago White Sox	1904	1935	Joe Klingner		New York Giants	1927
1906	Russ Ford	P	New York Highlanders (AL)	1909	1936	Ray Thomas		Brooklyn Dodgers (NL)	1939
1906	Al Shaw	OF	St. Louis Cardinals	1907	1936	Allyn Stout		St. Louis Cardinals	1931
1906	James Otis Doc Crandall	P	New York Giants	1908	1936	Henie Mueller		St. Louis Cardinals	1920
1906	Ennis Rebel Oakes	OF	Cincinnati Reds	1909	1937	Mike Chartak	OF	New York Yankees	1940
1906	Fred Curtis		New York Highlanders (AL)	1905	1937	Dykes Potter		Brooklyn Dodgers (NL)	1938
1907	Ivan Howard		St. Louis Browns (AL)	1914	1938	Herman Besse	P	Philadelphia Athletics (AL)	1940
1907	Monty Pfyl		New York Giants	1907	1938	George Binks	OF	Washington Senators (AL)	1944
1908	Warren Gill	IF	Pittsburgh Pirates	1908	1938	Lou Boudreau	3B	Cleveland Indians	1938
1908	Mike Simon	C	Pittsburgh Pirates	1909	1938	Frank Mancuso	C	St. Louis Browns (AL)	1944
1908	Paddy Baumann		Detroit Tigers	1911	1938	Len Schulte		St. Louis Browns (AL)	1944
1908	Connie Walsh		Pittsburgh Pirates	1907	1939	Orie Arntzen	P	Philadelphia Athletics (AL)	1943
1909	Chester Carmichael	P	Cincinnati Reds	1909	1939	Stan Goletz	P	Chicago White Sox	1941
1909	Bill Collins	OF	Boston Braves (NL)	1910	1939	Mike Naymick	P	Cleveland Indians	1939
1909	Billy Kelly		St. Louis Cardinals	1910	1939	Jess Pike	OF	New York Giants	1946
1909	Charlie Jaeger		Detroit Tigers	1904	1939	Roger Wolff	P	Philadelphia Athletics (AL)	1941
1914	Bill Wambsgans	IF	Cleveland Indians	1914	1939	Ollie Marquardt	IF	Boston Red Sox	1931
1914	Bill Harper		St. Louis Browns (AL)	1911	1940	Paul Calvert	P	Cleveland Indians	1942
1914	Roy Radebaugh		St. Louis Cardinals	1911	1940	Red Embree	P	Cleveland Indians	1941



CEDAR RAPIDS PLAYERS THAT HAVE ADVANCED TO THE MAJORS

Year in CR	Name of Player	Pos.	First MLB Team	First MLB Year	Year in CR	Name of Player	Pos.	First MLB Team	First MLB Year
1940	Buck Frierson	IF	Cleveland Indians	1941	1965	Thomas Chip Coulter	2B	St. Louis Cardinals	1964
1940	Chuck Workman	OF	Cleveland Indians	1938	1965	Gaylen Pitts	SS	Oakland Athletics	1974
1940	Walt Ripley		Boston Red Sox	1935	1965	Bill Plummer	C	Chicago Cubs	1968
1941	Clint 'Connie' Conatser	OF	Boston Braves (NL)	1948	1965	Jack Whillock	P	Detroit Tigers	1971
1941	Hank Edwards	OF	Cleveland Indians	1941	1966	Jose Arcia	2B	Chicago Cubs	1968
1941	Ray Poat	P	Cleveland Indians	1942	1966	Pedro Borbon	P	California Angels	1969
1941	Allie Reynolds	P	Cleveland Indians	1942	1966	Sal Campisi	P	St. Louis Cardinals	1969
1941	Bryan Stephens	P	Cleveland Indians	1947	1966	Joe Hague	1B	St. Louis Cardinals	1968
1941	Blas Monaco		Cleveland Indians	1937	1966	John Sipin	SS	San Diego Padres	1969
1942	Joe Frazier	OF	Cleveland Indians	1947	1967	Bob Chlupsa	P	St. Louis Cardinals	1970
1942	Cliff Mapes	OF	New York Yankees	1948	1967	Jerry Reuss	P	St. Louis Cardinals	1969
1942	Pat Seerey	OF	Cleveland Indians	1943	1967	Ted Simmons	C	St. Louis Cardinals	1968
1942	Dave Thompson	P	Washington Senators (AL)	1948	1968	Tom Heintzelman	2B	St. Louis Cardinals	1973
1942	Ed Klieman		Cleveland Indians	1943	1968	Luis Melendez	OF	St. Louis Cardinals	1970
1942	Jim McDonnell		Cleveland Indians	1943	1968	Jorge Roque	OF	St. Louis Cardinals	1970
1942	Paul O'Dea		Cleveland Indians	1944	1969	Ken Reitz	3B	St. Louis Cardinals	1972
1942	Loy Hanning		St. Louis Browns (AL)	1939	1969	Bob Sadowski	2B	St. Louis Cardinals	1960
1942	Vern Freiburger		Cleveland Indians	1941	1970	Hector Cruz	OF	St. Louis Cardinals	1973
1949	Packy Rodgers	IF	Brooklyn Dodgers (NL)	1938	1970	Don Durham	P	St. Louis Cardinals	1972
1950	Ray Narleski	P	Cleveland Indians	1954	1970	Bob Forsch	3B-P	St. Louis Cardinals	1974
1950	Stan Pawlowski	2B	Cleveland Indians	1952	1970	Mick Kelleher	SS	St. Louis Cardinals	1972
1950	Ray Peters (Petrzelka)	P	Cleveland Indians	1951	1971	Jim Dwyer	OF	St. Louis Cardinals	1973
1951	Stan Pawloski	IF	Cleveland Indians	1955	1971	Marc Hill	C	St. Louis Cardinals	1973
1951	Harry Macpherson	P	Boston Braves (NL)	1944	1971	Mike Potter	OF	St. Louis Cardinals	1976
1952	Rocky Colavito	OF	Cleveland Indians	1955	1971	Steve Waterbury	P	St. Louis Cardinals	1976
1952	Bud Daley	P	Cleveland Indians	1955	1972	Larry Herndon	OF	St. Louis Cardinals	1974
1952	Billy Harrell	3B	Cleveland Indians	1955	1972	Jerry Mumphrey	OF	St. Louis Cardinals	1974
1952	Dolan Nichols	P	Chicago Cubs	1958	1972	Mike Vail	3B	New York Mets	1975
1952	Jimmy Bloodworth	IF-MGR	Washington Senators (AL)	1937	1973	Art Gardner	OF	Houston Astros	1975
1953	Jim Fanning	C	Chicago Cubs	1954	1973	Ignacio "Alfredo" Javier	OF	Houston Astros	1976
1953	Joe Stanka	P	Chicago White Sox	1959	1973	Jose Sosa	P	Houston Astros	1975
1953	Kerby Farrell	IF-MGR	Boston Braves (NL)	1943	1973	Mike Stanton	P	Houston Astros	1975
1953	Footer Johnson	OF	Chicago Cubs	1958	1973	Rick Williams	P	Houston Astros	1978
1954	Bob Anderson	P	Chicago Cubs	1957	1973	Luis Sanchez	P	California Angels	1981
1954	Dick Drott	P	Chicago Cubs	1957	1974	Joe Cannon	OF	Houston Astros	1977
1954	Roy Smalley	SS	Chicago Cubs	1948	1974	Luis Pujols	C	Houston Astros	1977
1954	Al Unser	C	Detroit Tigers	1942	1974	Joe Sambito	P	Houston Astros	1976
1955	John Roseboro	C	Brooklyn Dodgers (NL)	1957	1974	Alex Taveras	SS	Houston Astros	1976
1956	Danny McDevitt	P	Brooklyn Dodgers (NL)	1957	1975	John Henry Johnson	P	Oakland Athletics	1978
1956	Dick Tracewski	SS	Los Angeles Dodgers	1962	1975	Jeff Yurak	OF	Milwauke Brewers (AL)	1978
1957	Tim Harkness	IF	Los Angeles Dodgers	1961	1976	Jose Barrios	OF	San Francisco Giants	1982
1957	Rod Miller	P	Brooklyn Dodgers (NL)	1957	1976	Rich Murray	1B-OF	San Francisco Giants	1980
1957	Jack Smith	P	Los Angeles Dodgers	1962	1977	Chris Bourjos	OF	San Francisco Giants	1980
1957	Ed Palmquist	P	Los Angeles Dodgers	1960	1977	Bob Brenly	3B	San Francisco Giants	1981
1958	Bob Hendley	P	Milwaukee Braves (NL)	1961	1977	Gorman Heimueller	P	Oakland Athletics	1983
1958	Bobby Knoop	2B	California Angels	1962	1977	Phil Nastu	P	San Francisco Giants	1978
1958	Denis Menke	SS	Milwaukee Braves (NL)	1962	1977	Bob Tufts	P	San Francisco Giants	1981
1958	Bob Hawk Taylor	OF	Milwaukee Braves (NL)	1957	1978	DeWayne Buice	P	California Angels	1987
1959	Tony Cloninger	P	Milwaukee Braves (NL)	1961	1978	Chili Davis	C-OF	San Francisco Giants	1981
1959	Hank Fischer	P	Milwaukee Braves (NL)	1962	1978	Bob Kearney	C	San Francisco Giants	1979
1959	Mack Jones	OF	Milwaukee Braves (NL)	1961	1978	Jeff Stember	P	San Francisco Giants	1980
1959	Dick Kelley	P	Milwaukee Braves (NL)	1964	1979	Rob Deer	OF	San Francisco Giants	1984
1959	Larry Maxie	P	Atlanta Braves	1969	1979	Johnny Rabb	C	San Francisco Giants	1982
1959	Merritt Ranew	C	Houston Colt 45's (NL)	1962	1980	Paul Gibson	P	Detroit Tigers	1988
1959	Ray Withrow	1B	StL-NL	1963	1980	Lester Straker	P	Minnesota Twins	1987
1960	Tommie Aaron	1B	Milwaukee Braves (NL)	1962	1980	Jeff Jones	OF	Cincinnati Reds	1983
1960	Ron Hunt	2B	New York Mets	1963	1981	Bob Buchanan	P	Cincinnati Reds	1985
1960	Phil Roof	C	Milwaukee Braves (NL)	1963	1981	Brad Lesley	P	Cincinnati Reds	1982
1961	Bruce Brubaker	P	Los Angeles Dodgers	1967	1981	Ron Robinson	P	Cincinnati Reds	1984
1961	John Braun	P	Milwaukee Braves (NL)	1964	1981	Kurt Kepshire	P	St. Louis Cardinals	1984
1962	Adrian Garrett	OF	Atlanta Braves	1966	1981	Scott Terry	OF	Cincinnati Reds	1986
1964	Clyde Mashore	3B	Cincinnati Reds	1969	1982	Eric Davis	OF	Cincinnati Reds	1984
1965	Dave Bakenhaster	P	St. Louis Cardinals	1964	1982	Paul O'Neill	OF	Cincinnati Reds	1985
1965	Nate Colbert	1B	Houston Astros	1944	1982	Freddie Toliver	P	Cincinnati Reds	1984



CEDAR RAPIDS PLAYERS THAT HAVE ADVANCED TO THE MAJORS

Year in CR	Name of Player	Pos.	First MLB Team	First MLB Year	Year in CR	Name of Player	Pos.	First MLB Team	First MLB Year
1982	Rob Murphy	P	Cincinnati Reds	1985	1997	Jerrod Riggan	RHP	New York Mets	2000
1983	Kal Daniels	OF	Cincinnati Reds	1986	1998	Ken Hill (Rehab)	RHP	St. Louis Cardinals	1988
1983	Terry Lee	1B	Cincinnati Reds	1990	1998	Mike Colangelo	OF	Anaheim Angels	1999
1983	Chris Sabo	3B	Cincinnati Reds	1988	1998	Steve Green	P	Anaheim Angels	2001
1984	Lenny Harris	3B	Cincinnati Reds	1988	1998	Scot Shields	P	Anaheim Angels	2001
1984	Joe Oliver	C	Cincinnati Reds	1989	1998	Doug Nickle	RHP	Philadelphia Phillies	2000
1984	Kurt Stillwell	SS	Cincinnati Reds	1986	1999	Greg Jones	RHP	Anaheim Angels	2003
1985	Rob Dibble	P	Cincinnati Reds	1988	2000	Tom Gregorio	C	Anaheim Angels	2003
1985	Eddie Williams	3B	Cleveland Indians	1986	2000	John Lackey	P	Anaheim Angels	2002
1985	Mike "Tex" Smith	P	Baltimore Orioles	1989	2000	Dusty Bergman	LHP	Anaheim Angels	2004
1986	Marty Brown	3B	Cincinnati Reds	1988	2000	Matt Hensley	RHP	Anaheim Angels	2004
1986	Chris Jones	OF	Cincinnati Reds	1991	2001	Bobby Jenks	RHP	Chicago White Sox	2005
1986	Gino Minutelli	P	Cincinnati Reds	1990	2002	Casey Kotchman	1B	Anaheim Angels	2004
1986	Mike Roesler	P	Cincinnati Reds	1989	2002	Dallas McPherson	3B	Anaheim Angels	2005
1986	Keith Lockhart	3B	San Diego Padres	1993	2002	Joel Peralta	RHP	Los Angeles Angels	2005
1987	Keith Brown	P	Cincinnati Reds	1988	2002	Joe Saunders	LHP	Los Angeles Angels	2005
1987	Don Wakamatsu	C	Cincinnati Reds	1991	2002	Ervin Santana	RHP	Los Angeles Angels	2005
1987	Scott Scudder	P	Cincinnati Reds	1989	2002	Jeff Mathis	C	Los Angeles Angels	2005
1987	Freddie Benavides	SS	Cincinnati Reds	1991	2002	Jake Woods	LHP	Los Angeles Angels	2005
1987	Reggie Jefferson	1B	Cincinnati Reds	1991	2002	Mike Napoli	C	Los Angeles Angels	2006
1988	Butch Henry	P	Houston Astros	1992	2002	Nick Gorneault	OF	Los Angeles Angels	2007
1988	Milt Hill	P	Cincinnati Reds	1994	2002	Steven Shell	LHP	Washington Nationals	2008
1988	Rosario Rodriguez	P	Cincinnati Reds	1989	2003	Matt Brown	3B	Los Angeles Angels	2007
1989	Steve Foster	P	Cincinnati Reds	1991	2003	Rich Thompson	RHP	Los Angeles Angels	2007
1989	Ross Powell	P	Cincinnati Reds	1993	2003	Kevin Jepsen	RHP	Los Angeles Angels	2008
1989	Jeff Branson	SS	Cincinnati Reds	1992	2004	Erick Aybar	SS	Los Angeles Angels	2006
1989	Bill Risley	P	Montreal Expos	1992	2004	Howie Kendrick	2B	Los Angeles Angels	2006
1989	Eddie Taubensee	C	Cleveland Indians	1991	2004	Alexi Casilla	OF	Minnesota Twins	2006
1990	Mike Anderson	P	Cincinnati Reds	1993	2004	Brandon Wood	SS	Los Angeles Angels	2007
1990	Bobby Ayala	P	Cincinnati Reds	1992	2004	Sean Rodriguez	INF	Los Angeles Angels	2008
1990	Reggie Sanders	OF	Cincinnati Reds	1991	2004	Bobby Wilson	C	Los Angeles Angels	2008
1990	Mo Sanford	P	Cincinnati Reds	1991	2004	Warner Madrigal	RHP	Texas Rangers	2009
1990	Jerry Spradlin	P	Cincinnati Reds	1993	2005	Alberto Callaspo	2B	Arizona Diamondbacks	2006
1990	Glenn Sutko	C	Cincinnati Reds	1990	2005	Freddy Sandoval	INF	Los Angeles Angels	2008
1991	Trevor Hoffman	P	Florida Marlins	1993	2005	Rafael Rodriguez	RHP	Los Angeles Angels	2009
1991	Darron Cox	C	Montreal Expos	1999	2005	Fernando Rodriguez	RHP	Los Angeles Angels	2009
1991	Brian Koelling	SS	Cincinnati Reds	1993	2005	Steve Andrade	RHP	Kansas City Royals	2006
1991	Keith Kessinger	IF	Cincinnati Reds	1993	2005	Miguel Gonzalez	RHP	Baltimore Orioles	2012
1991	Larry Luebbers	P	Cincinnati Reds	1993	2006	Nick Adenhardt	RHP	Los Angeles Angels	2008
1992	Steve Gibralter	OF	Cincinnati Reds	1995	2006	Robert Mosebach	RHP	Los Angeles Angels	2009
1992	Keith Gordon	OF	Cincinnati Reds	1993	2006	Mark Trumbo	INF	Los Angeles Angels	2010
1992	Willie Greene	3B	Cincinnati Reds	1992	2006	Darren O'Day	RHP	Texas Rangers	2008
1992	Chris Hook	P	San Francisco Giants	1995	2006	Travis Schlichting	3B	Los Angeles Dodgers	2009
1992	Kevin Jarvis	P	Cincinnati Reds	1994	2006	Anthony Ortega	RHP	Los Angeles Angels	2009
1993	Jeff Schmidt	P	California Angels	1996	2007	Chris Pettit	OF	Los Angeles Angels	2009
1993	George Arias	3B	California Angels	1996	2007	Trevor Bell	RHP	Los Angeles Angels	2009
1993	Billy Simas	P	Chicago White Sox	1995	2007	Sean O'Sullivan	RHP	Los Angeles Angels	2009
1993	John Snyder	P	Chicago White Sox	1998	2007	Peter Bourjos	OF	Los Angeles Angels	2010
1993	Tony Chavez	P	Anaheim Angels	1997	2007	Bobby Casevah	RHP	Los Angeles Angels	2010
1994	Matt Perisho	P	Anaheim Angels	1997	2007	Hank Conger	C	Los Angeles Angels	2010
1994	Jamie Burke	C	Anaheim Angels	2001	2007	David Herndon	RHP	Philadelphia Phillies	2010
1994	Aaron Guiel	OF	Kansas City Royals	2002	2007	Chris Pettit	OF	Los Angeles Angels	2011
1994	Ben Molina	C	Anaheim Angels	1998	2007	Barret Browning	LHP	St. Louis Cardinals	2012
1995	Jason Dickson	P	Anaheim Angels	1996	2008	Ryan Brasier	LHP	Los Angeles Angels	2013
1995	Jarrod Washburn	P	Anaheim Angels	1998	2008	Jeremy Moore	OF	Los Angeles Angels	2011
1995	Bret Hemphill	C	Anaheim Angels	1999	2008	Efren Navarro	INF	Los Angeles Angels	2011
1996	Larry Barnes	1B	Anaheim Angels	2001	2008	Andrew Romine	INF	Los Angeles Angels	2010
1996	Justin Baughman	SS	Anaheim Angels	1998	2008	Alberto Rosario	C	St. Louis Cardinals	2016
1996	Trent Durrington	2B	Anaheim Angels	1999	2008	Mason Tobin	RHP	Texas Rangers	2011
1996	Juan Alvarez	LHP	Anaheim Angels	1999	2008	Jordan Walden	RHP	Los Angeles Angels	2010
1997	Rob Sasser	3B	Texas Rangers	1998	2009	Michael Kohn	RHP	Los Angeles Angels	2010
1997	Ramon Ortiz	RHP	Anaheim Angels	1999	2009	Alexi Amarista	INF	Los Angeles Angels	2011
1997	Shawn Wooten	C	Anaheim Angels	2000	2009	Tyler Chatwood	RHP	Los Angeles Angels	2011
1997	Brandon Puffer	RHP	Houston Astros	2002	2009	Matt Shoemaker	RHP	Los Angeles Angels	2013



CEDAR RAPIDS PLAYERS THAT HAVE ADVANCED TO THE MAJORS

Year				First
in CR	Name of Player	Pos.	First MLB Team	MLB Year
2009	Will Smith	RHP	Kansas City Royals	2012
2010	Buddy Boshers	LHP	Los Angeles Angels	2013
2010	David Carpenter	RHP	Los Angeles Angels	2013
2010	Patrick Corbin	LHP	Arizona Diamondbacks	2012
2010	Johnny Hellweg	RHP	Milwaukee Brewers	2013
2010	Luis Jimenez	INF	Los Angeles Angels	2013
2010	Ariel Pena	RHP	Milwaukee Brewers	2016
2010	Garrett Richards	RHP	Los Angeles Angels	2011
2010	Jean Segura	INF	Los Angeles Angels	2012
2010	Tyler Skaggs	LHP	Arizona Diamondbacks	2012
2010	Mike Trout	OF	Los Angeles Angels	2011
2011	Randal Grichuck	OF	St. Louis Cardinals	2014
2011	Donn Roach	LHP	San Diego Padres	2014
2011	A.J. Schugel	RHP	Arizona Diamondbacks	2015
2012	R.J. Alvarez	LHP	San Diego Padres	2014
2012	Cam Bedrosian	RHP	Los Angeles Angels	2014
2012	Kaleb Cowart	3B	Los Angeles Angels	2015
2012	Mike Clevenger	RHP	Cleveland Indians	2016
2012	Jairo Diaz	RHP	Los Angeles Angels	2014
2013	Byron Buxton	OF	Minnesota Twins	2015
2013	Tyler Duffey	RHP	Minnesota Twins	2015
2013	Jose Berrios	RHP	Minnesota Twins	2016
2013	Niko Goodrum	INF	Minnesota Twins	2017
2014	Jorge Polanco	SS/2B	Minnesota Twins	2014
2014	Max Kepler	OF	Minnesota Twins	2015
2014	Mitch Garver	C	Minnesota Twins	2017
2014	Chih-Wei Hu	RHP	Tampa Rays	2017
2014	Aaron Slegers	RHP	Minnesota Twins	2017
2015	Zack Granite	OF	Minnesota Twins	2017
2015	Trevor Hildenberger	RHP	Minnesota Twins	2017
2017	Felix Jorge	RHP	Minnesota Twins	2017
2015	Randy Rosario	LHP	Minnesota Twins	2017
2016	John Curtiss	RHP	Minnesota Twins	2017



CEDAR RAPIDS ALL-TIME MODERN DAY ROSTER (1949-2017)

-A-	Pos.	Yrs.			
Aaron, Tommie	1b	1960	Arthur, Tony	lhp	2001
Abbott, Chuck	2b	1997	Astacio, Hector	rhp	2003
Abreu, Franics	rhp	2005	Atherton, Tim	rhp	2013
Abreu, Manny	ss	1968, 1970-71-72	Atilee, Joe	rhp	1968
Abram, Matt	1b	2003-04	Aubel, Larry	rhp	1972
Abruzzo, Jared	c	2001, 2003	Auer, Tyson	of	2009
Ackerman, Gerald	c	1952	Auferio, Tony	3b-c	1967-68
Adames, Epidaro	3b	2001	Auger, Bob	1b	1970
Adams, Charles	lhp	1955	Austin, David	rhp	2004
Adams, Jeff	c	1981	Avila, Carlos	of	2014
Adams, Terry	rhp	1976	Ayala, Bobby	rhp	1990
Adenhardt, Nick	rhp	2006	Aybar, Erick	ss	2003
Agnew, Vern	ss	1962	Ayers, Jim	of	1975
Agosto, Stevenson	lhp	1996	Azamar, Hector	lhp	1951
Aguirre, Jose	lhp	1994-95			
Ahlers, Steve	inf	1999-2000	-B-	Pos.	Yrs.
Albano, Marco	2b-p	2006-07	Bachanov, Jon	rhp	2010
Aldridge, Richard	rhp	2006	Baez, Leovani	lhp	1974
Alexander, Pat	lhp	1978	Baez, Suammy	rhp	2010-11
Alfaro, Jose	rhp	1974	Bailey, Dwayne	inf	2009-10
Alger, Tom	lhp	1970	Bailey, John	of	1962
Alivojvodic, Nick	rhp	1954	Bakenhaster, Dave	rhp	1965
Allen, Ed	1b-of	1956	Baker, Abel	c	2012
Allen, Marcial	of	1960-61	Baker, Darnell	of	1978
Allen, Rick	3b	1990	Baker, Don	2b	1964
Alliman, Terrell	of	2011	Baker, Greg	of	1979
Almanzar, Jean	inf	2009-10	Baker, Jon	rhp	1970
Almedia, Yeison	rhp	2010	Balciulis, Charles	c	1951
Almonte, Secundino	rhp	1967	Baldwin, Dale	2b	1978
Aloi, Dave	rhp	1974	Baldwin, Jack	of	1955
Aloway, Tommy	of	1970, 1972	Balkcom, Blake	of	2004
Altobelli, Bo	c	2013-14	Banals, Arnold	rhp	1956
Alvarado, Arnaldo	of	1974	Bane, Jaymie	lhp	1998
Alvarez, Juan	lhp	1996	Bannon, Robert	c-2b	1950
Alvarez, Luis	of-dh	1995	Barakat, Gary	2b	1972
Alvarez, R.J.	rhp	2012	Barba, Doug	rhp	1984
Alvarez, Ricky	3b	2010-11	Barbee, Drew	of	1980
Amarista, Alexia	2b-ss-of	2008-09	Bard, Luke	rhp	2015
Amaya, Frank	of	1957	Barfield, Frank	c	1960
Anderson, Brady	rhp	2016-17	Barnes, Charlie	lhp	2017
Anderson, Dave	rhp	1976-77	Barnes, Larry	1b	1996
Anderson, Kelly	rhp	1979	Barnicle, Ted	lhp	1976
Anderson, Mike	rhp	1990	Barrett, Dan	inf	1968
Anderson, Nick	rhp	2015-16	Barrios, Jose	of	1976
Anderson, Robert	rhp	1954	Barski, Chris	c	2000
Andrade, Steve	rhp	2001-02	Bartee, Jerry	of	1967, 1969
Andrew, Carson	rhp	2010	Barton, Kenny	2b	1976-77
Andujar, Jesse	rhp	2001	Barwick, Lyall	c	1994
Annan, Don	of	1953	Bass, Bart	rhp	1977
Anthony, John	ss	1949	Bass, Justin	of	2010-11
Anton, Michael	lhp	2008	Batchelor, Russell	c	1953
Antonangeli, Don	rhp	1962	Batista, Lay	rhp	2012
Aquino, Fred	c	1972	Batts, Mat	LHP	2014-15
Arcia, Jose	2b	1966	Baughman, Justin	ss	1996
Arenas, Orangel	rhp	2010	Bean, Jerry	lhp	1963
Arguelles, Rudy	of	1998	Beardsley, Tyler	rhp	2016-17
Arias, Amador	2b-ss	1991	Beck, Brad	lhp	2006
Arias, Daniel	rhp	2003	Bedrosian, Cam	rhp	2012
Arias, George	3b	1993	Beebe, Ken	rhp	1969-70
Arias, Jhonatan	c	2013	Beeker, Clark	rhp	2017
Arland, Mark	of	1991	Beeler, Pete	c	1988-89-90
Armstrong, Chris	lhp	2008-09	Beery, Bill	of	1954
Arnold, Mitch	rhp	2005	Beitey, Dan	rhp	1975
Arraez, Luis	2b	2016	Belicic, Adam	lhp	2000
Arredondo, Felipe	rhp	2007	Belinskias, Dan	rhp	1985-86
			Bell, Trevor	rhp	2007-08



CEDAR RAPIDS ALL-TIME MODERN DAY ROSTER (1949-2017)

Bellino, Ray	ss	1953-54	Brandt, Douglas	lhp	2007
Bellomo, Bill	rhp	1979	Brandt, Mike	lhp	1969
Beltran, Martin	of-1b	1965	Brannon, Nolan	c	2009-10
Benavides, Freddie	ss	1987-88	Branson, Jeff	ss	1989-90
Benedetti, Don	c	1975	Brasier, Ryan	rhp	2008
Bennett, Russ	1b-of	1971	Braun, John	rhp	1961
Benson, Mark	of	1979	Bremer, Gene	p	1949
Bentz, Carl	c	1953	Bremer, Jack	rhp	1949
Berge, Jordan	of	1984	Brenly, Bob	3b	1977
Berg, Jeremy	rhp	2010	Breshears, Gary	inf	1970-71
Bergman, Dusty	lhp	2000	Bressoud, C.J.	c, rhp	2008-10
Berrios, Jose	rhp	2013	Brewer, Brad	inf	1998
Berry, Kevin	rhp	1991	Brewer, Caleb	rhp	2013
Berry, Mark	c	1985	Brewer, Tadd	inf	2007
Berryman, Chad	rhp	2000	Briddell, Don	p	1972
Berryman, Shelley	of	1964	Bridges, Doug	lhp	1999
Betancourt, Oscar	3b	1998	Brock, Norm	of	1988-89
Betten, Randy	inf	1995	Brooks, Beau	c, rhp	2009, 2011
Beuerlein, Drew	c	2010	Brossman, Jay	3b	2008
Bhagwat, Tom	of	1975	Brown, Art	rhp	1970
Bielik, George	rhp	1957	Brown, Dick	of	1970
Bikowski, Scott	of	2000	Brown, Don	of	1987, 1989
Bilke, Austin	rhp	2003	Brown, Eric	c	1974
Birnel, Earl	2b-3b	1953-54	Brown, Keith	rhp	1987
Bishop, Jim	3b	1988	Brown, Marty	3b	1986
Bixler, Brandon	lhp	2013-15	Brown, Matt	3b	2003-04
Blackburn, Mitch	2b-3b	2010-11	Brown, Tom	of	1961
Blakley, Chuck	c	1972	Brown, Willard	rhp	1994
Blanco, Romualdo	rhp	1974	Browning, Barret	lhp	2007
Blankenhorn, Travis	of	2016-17	Brubaker, Bruce	rhp	1961
Blasberg, Bill	c	1963	Brummett, Sean	lhp	2000
Bloodworth, Jim	inf	1952	Brune, Jim	c	1988
Blythe, Jimmy	c	1978	Bruno, Joe	rhp	1986-87
Boddy, Bill	c	1982-83	Brusky, Brad	rhp	1986, 1988
Boerer, Madison	rhp	2013	Bruss, William	of-3b	1950-51
Boever, Dan	of	1984-85	Bryant, John	of	1986
Bolinger, Monty	3b	1972	Bryant, Lloyd	rhp	1953
Bonalewicz, Bob	c	1968	Bryant, Scott	of	1989-90
Bonanno, Rob	rhp	1994	Bryant, Steve	lhp	1964
Boniar, Francis	1b	1956	Buchanan, Bob	lhp	1981
Booser, Cam	lhp	2015-16	Buckle, Larry	rhp	1980
Boothe, Charlie	c	1979	Buckley, Allen	rhp	2004
Boras, Bob	lhp	1964	Buice, Dewayne	rhp	1978
Borbon, Pedro	rhp	1966	Buist, Mike	rhp	1965-66-67
Borcherding, Mark	rhp	1990-91	Bukowski, Stan	rhp	2000-01
Borenstein, Zach	of	2012	Burdi, Nick	rhp	2014
Borgini, Emil	c	1954	Burford, Cecil	lhp	1958
Borrue, Jeff	3b	1978	Burger, Al	ss	1954
Boshers, Buddy	lhp	2009-10	Burke, Jamie	3b-1b	1994
Botz, Bob	rhp	1958	Burley, Tony	2b	1982
Boultinghouse, Wayne	of	1965-66, 1968	Burns, Craig	of	1972
Bourjos, Chris	of	1977	Burns, Robert L.	rhp	1954
Bourjos, Peter	of	2007	Burris, Josh	rhp	2013
Bowden, Mark	lhp	1981	Burroughs, Jake	of	1965-66
Bower, Bill	c	1954	Bushart, John	lhp	1995
Bowes, Jackie	rhp	1952	Bushyhead, Caleb	inf	2012
Bowlby, Chuck	rhp	1967, 1969	Butcher, Brok	rhp	2006
Box, Newt	lhp	1980	Butler, Richard	rhp	1963
Boyd, Hudson	rhp	2013-14	Buxton, Byron	of	2013
Boyer, Billy	2b	2004-05	Byers, Dave	2b	1972
Boyett, Wade	rhp	1972	Byrd, Charles	of	1965
Boyles, John	rhp	1985			
Boyne, Bryan	ss	1976	-C-	Pos.	Yrs.
Bracy, Ben	of	1966	Cabbage, Trey	3b	2017
Bradley, Wayne	rhp	1975	Cabrera, Francis	rhp	2008-09
Bradshaw, Charles	rhp	1952	Caceres, Porfirio	rhp	1965



CEDAR RAPIDS ALL-TIME MODERN DAY ROSTER (1949-2017)

Caffery, John	lhp	1958	Click, Larry	of	1958
Cahill, Jon	inf	2001-02	Cline, Steve	rhp	1975
Cain, Cal	of	1986-87	Cloninger, Tony	rhp	1959
Caldera, Jose	inf	2005	Cluck, Bob	lhp	1974
Calderan, Kent	inf	1970	Coats, Bob	1b-of	1953
Calderon, Naldy	rhp	2008	Codella, Peter	c	1961
Callaspo, Alberto	2b	2003	Coe, Keith	rhp	1996
Calvert, Mark	rhp	1984	Coffey, Mike	rhp	1985
Campbell, Dave	c	1972	Colangelo, Mike	of	1998
Campbell, Joe	rhp	1957	Colavito, Rocky	of	1952
Campbell, Mike	rhp	1986	Colbert, Nate	1b	1965
Campisi, Sal	rhp	1966	Cole, Jim	rhp	1965
Campo, Mike	of	2001	Cole, Tom	rhp	1969
Campos, Jesus	inf	2011	Coleman, Bob	rhp	1951
Camuso, Mike	p	1972	Collet, Cody	c	2007-08
Cannon, Joe	of	1974	Collins, Bill	lhp	1967
Carboni, Joe	rhp	1964	Collins, Gary	1b	1969-70
Carlin, Juan	lhp	2012	Collins, Michael	c	2004-05
Carlini, Domenick	lhp	2017	Colloton, Richard		1957
Carmona, Ysmael	rhp	2008	Colmenares, Carlos	inf	2008-09
Carpenter, David	rhp	2010	Colson, Bruce	rhp	1988
Carpenter, Jerry	c	1995	Colvard, Benny	of	1989
Carrasco, Jose	rhp	1994	Condon, Mike	inf	1999
Carrier, Shane	of	2017	Conley, Virgil	lhp	1984-85
Carroll, James	rhp	2003	Connell, Lino	inf	1993
Carrow, Rex	3b-ss	1951	Connelly, PJ	lhp	2007
Carter, Cale	of	1997	Conger, Hank	c	2007
Carvajal, Jovino	of	1994	Constans, Ken	rhp	1962
Cash, Mike	inf	1975	Conte, Bob	rhp	1964
Casilla, Alexi	inf	2004-05	Contos, Richard	c	1955
Casillas, Adam	1b	1989	Contreras, Ivan	inf	2008, 2010
Cassevah, Bobby	rhp	2007	Contreras, Sergio	of-1b	2003
Castillo, Angel	of	2008-09	Converse, Mike	rhp	1986
Castro, Antonio	inf-rhp	1993-94	Cook, Aaron	rhp	2007
Cates, Richards	3b	2010	Cook, Steve	inf	1994
Cato, Wayne	c	1976	Cookman, John	lhp	1949
Caudell, Bill	c	1968-69-70	Cooksey, Don	of	1968-69
Cavaness, Christian	of	2016-17	Coombs, Ray	rhp	1953-54
Cavazzoni, Ken	of	1991	Coon, Brad	of	2006
Cecil, Edward	rhp	1965	Corbett, Ray	c	1980-81
Cederoth, Michael	rhp	2015-16	Corbin, Patrick	lhp	2010
Cepeda, Jose	of	1963	Corcino, Edgar	of	2015
Chacilas, Bill		1953	Cordova, Francisco	rhp	2005
Chaffee, Ryan	rhp	2009	Cordy, Max	rhp	2016-17
Chambers, Brian	rhp	2008	Correa, Manaurys	rhp	2009-10-11
Chandler, Billy	2b	1950	Cosby, Quan	of	2003-04
Chatwood, Tyler	rhp	2009	Cosenza, Lou	1b	1969
Chavez, Sam	lhp	1988	Cosgrove, Al	1b	1963
Chavez, Tony	rhp	1993-94	Cosio, Ray	rhp	1977-78-79
Childs, Casey	of	1998	Costa, Alberto	ss	1955
Chlupsa, Bob	lhp	1967-68	Cotto, Jose	c	1967, 1970
Choi, Kyung Hwan "Ray"	of	1995	Coulie, Jason	of	2001
Christensen, Chad	1b-of	2014	Coulter, Tom "Chip"	2b	1965
Christensen, Mike	3b	1999	Covey, Fred	rhp	1967
Christoff, Ernie	rhp	1958	Cowart, Kaleb	3b	2012
Chue, Jose	rhp	1979	Cowsill, Brendon	rhp	1997-98
Cichon, David	c	1969	Cox, Bobby	of	1966-67
Cieslak, Mark	lhp	1985	Cox, Darron	c	1991
Cimorelli, Brett	rhp	2003	Cozart, Paul	2b-ss	1955
Cintron, Jose	rhp	1995-96-97	Cozza, Carmen	of	1952
Clark, Doug	of	1971	Craig, Dave	lhp	1962
Clarke, Chevy	of	2012	Crawford, Matt	of	2009
Clay, Sam	lhp	2015-16	Cresse, Mark	c	1972
Clayton, Douglas	2b	1958-59	Crispin, Julio	3b	1972
Cleboski, Bob	rhp	1959	Cronin, Joe	inf	2017
Clevinger, Michael	rhp	2012	Croslow, Lonny	inf	1969, 1971



CEDAR RAPIDS ALL-TIME MODERN DAY ROSTER (1949-2017)

Crossley, Chad	rhp	1995	Deer, Rob	of	1979
Croud, Will	of	1999	DePhillips, Ernie	of	1965
Crowley, Ryan	lhp	2012	DeFrancesco, Tony	c	1988
Cruz, Hector	of	1970-71-72	Deitz, Tim	rhp	1986
Cruz, Jeremy	3b-of	2010-11	DeJulio, Frank	rhp	1980
Cruz, Jesus	of	1979	Del Chiaro, Brent	c	2002
Cruz-Chavez, Rafael	rhp	2006	Del Orbe, Lazaro	inf	1969
Cuddy, Fred	inf	1970	Del Rosario, Eduardo	rhp	2016-17
Cudjo, Lavell	of	1990	DeLeon, Frank	rhp	1955
Cuen, Eleno	rhp	1973	DeLeon, Luis	rhp	1958
Culberson, Cal	rhp	1991-92	DeLeon, Paulo	rhp	1973-74
Culver, Lanell	lhp	1984	Delgado, Ariel	1b	1998-99
Cummings, Bob	c	1979	DeLoizaga-Carney, Frederic	rhp	2005
Cummings, Ryan	rhp	1999	Demouy, Chris	lhp	1999
Cummings, Wayne	c	1958	Demperio, Michael	3b	2010
Cunningham, Earl	of	1994	Denbo, Gary	inf	1984-85
Curry, Chuck	1b	1979	Dennis, Jason	lhp	2002
Curtis, Bill	of-rhp	2000	Deras, Art	of-inf	1965
Curtis, Lincoln	1b	1963-64	Diaz, Amalio	rhp	2006-07
Curtis, Matt	c	1997	Diaz, Angel	c-dh	1998-99
Curtiss, John	rhp	2015-16	Diaz, Jairo	rhp	2011-12
Cutura, Andro	rhp	2016	Diaz, Juan	rhp	1973
			Diaz, Lewin	1b	2017
			Diaz, Mario	2b	1962
-D-	Pos.	Yrs.	Diaz, Michael	of	1999
D'Amico, Leonardo	rhp	2003	Diaz, Roberto	inf	1968-69
Daboll, Dennis	rhp	1970	Diaz, Victor	ss	1972
Dafun, George	rhp	1994-95	Dibble, Rob	rhp	1985
Dale, Phil	rhp	1987	Dickey, William	rhp	1954
Daley, B. Leo	rhp	1952	Dickson, Jason	rhp	1995
Dalton, Jed	of	1996	Didjurgis, Tim	rhp	2006
Dalton, Michael	rhp	1958	Diemer, Austin	of	2015-16
Daniel, Clay	lhp	1985	Diemer, Brian	RHP	2011-12
Daniels, Kal	of	1983	Diers, Bob	of	1952
Daniels, Mo	of	1993	DiFabio, Joe	rhp	1966
Daniels, Steve	rhp	1980	DiMott, Don		1955
Darrell, Tommy	rhp	1996-97-98	Dinga, Milan	rhp	2008
Daugherty, Hank	inf	1969	Dini, Greg	c	2005, 2007
Davalillo, David	inf	1995-96	Dismuke, Jamie	1b	1991
Davidson, Billy Joe	lhp	1951	Dixon, Eddie	of	1968
Davies, Josh	inf	2006-07	Dixon, William	c	1955-56
Davis, Charles 'Chili'	c-of	1978	Dobnak, Randy	rhp	2017
Davis, Colton	rhp	2016-17	Dobson, Dwayne	rhp	1998-99
Davis, Ed	rhp	1967	Dodd, Bill	rhp	1988
Davis, Eric	of	1982	Dodd, Mike	c	1975
Davis, Ernie	of	1965	Dodd, Scott	lhp	1992
Davis, James	2b	1957	Dodd, Tim	rhp	1984
Davis, Jaylin	of	2016-17	Dodeward, Harold	rhp	1952
Davis, John	lhp	1955	Doe, Brett	c	2015
Davis, Mike	3b	1966	Dombrowski, Bob	2b	1989-90
Davis, Stan	rhp	1968	Donahue, Chuck	2b	1986
Davis, Steve	of	1988	Donati, John	1b	1995
Davitt, Michael	rhp	2008-09	Dorado, Reyes	rhp	2009
Day, Dexter	of	1984	Dorsey, Herb	lhp	1954
De Giulio, Frank	rhp	2012	Doss, Rick	3b	1978-79
De la Cruz, Fernando	rhp	1996-97	Doty, Derrin	of	1994
De los Santos, Anel	c	2008-09	Doty, Sean	rhp	1992
de los Santos, German	ss	1975-76	Doudt, Anthony	c	2000-01
Deakman, Josh	rhp	1995	Dougherty, Jeb	of	1998
Deal, Bill	of	1957	Douglas, Jaime	lhp	2005
Dean, Bob	rhp	1973	Dowdy, Justin	lhp	2004
DeAngelis, Eugene	of	1949	Dowless, Mike	rhp	1984
DeBerry, Joe	1b	1992	Downing, Brian	of	1999
Decker, Brandon	inf	2011	Drake, Kevin	of	1974
Decker, Don	2b	1963	Dreisbach, Billy	c	1992
DeClue, Jon	lhp	1994	Drott, Dick	rhp	1954
Deeds, Robert	rhp	1951			



CEDAR RAPIDS ALL-TIME MODERN DAY ROSTER (1949-2017)

Drysdale, Brooks	rhp	1994	Feinberg, Ken	1b-of	1977-78
Drzayich, Emil	1b	1980-81	Felda, Brian	of	1975
Duarte, Renney (Rojas)	rhp	1998-99	Feliz, Adolfo	ss	1982-83
DuBose, Jesse	lhp	1968-69	Fenderson, John	of	1964
Duckhorn, Steve	rhp	1978-79	Fenton, Stan	inf-of	1971
Dudley, Bob	rhp	1958-59	Ferguson, Mike	rhp	1982
Dudley, John	of	1963	Ferguson, Vince	of	1962
Duenas, Jose	ss-3b	1956	Fermin, Miguel	rhp	1993
Dueñas, Tommy	c	2003-04-05	Fernandez, Arjenis	rhp	2012
Duff, Scott	lhp	1992	Fernandez, Jorge (JJ)	c-of	2015-16
Duff, Tim	c	2005	Ferrell, Frank	of	1975
Duffey, Tyler	rhp	2013	Ferrier, Shayne	rhp	1999
Dunckel, Bill	1b-of	1993	Ferry, Mike	rhp	1991-92
Dunham, Bob	of	1963-64	Fick, Barry	rhp	1985
Dunham, Jim	of	1972	Filotei, Bobby	2b	1991-92
Dunlap, Joe	inf	1985-86	Finn, James	of	1951-52
Dunn, Bob	of	1974	Fiorillo, Nick	lhp	1980
Duran, Francisco	inf	2000-01	Firek, Jan	of	1963
Durden, Elbert		1956	Fischer, Hank	rhp	1959-60
Durham, Don	rhp	1970	Fischer, Richard	rhp	2001
Durrington, Trent	2b	1996	Fish, Robert	lhp	2008
Dvorsky, Alex	c	2003	Fish, Steve	rhp	1998
Dwyer, Jim	of	1971	Fishback, James	2b	1952
Dyer, Fred	3b	1967	Fisher, Brant	c	1951
Dyson, Ron	of	1970	Fisher, Glenn	rhp	1979
			Flading, Cameron	rhp	2001
-E-	Pos.	Yrs.	Flores, Manuel	lhp	2009
Eades, Ryan	rhp	2014	Florez, Roy	ss	1970
Eastman, Doug	of	1988-89	Floro, Elisha		1949
Ebanks, Palmer	rhp	2000	Floyd, Stan	c	1974
Ebner, Ron	rhp	1968	Foltz, Ron	rhp	1963
Economy, Scott	rhp	1989-90	Fontana, Mike	rhp	1994
Edmondson, Larry	2b	1962	Forbes, William	1b	1950-51
Edsell, Geoff	rhp	1994	Ford, A.J.	rhp	2008
Edwards, Bill	rhp	2005	Ford, Dan	rhp	1968
Edwards, Madison	of	2006	Forney, Jeff	of	1988
Edwards, Ryan	rhp	1991-92	Forsch, Bob	3b-rhp	1970-71
Eichelberger, Daniel	of	2011	Forsythe, Ron	rhp	1957
Elenes, Larry	rhp	1974	Foster, Guillermo	of	1973-74
Elmstrom, Carl	rhp	1962	Foster, Steve	rhp	1989
Emanuel, Brandon	rhp	1999	Fountain, Ron		1955
Encarnacion, Anito	c	1995	Fowler, Seth	rhp	2011
Encarnacion, Bien	2b-ss	1999	Fox, Chris	of	2009
Ender, Scot	rhp	1981	Fox, Willard	of	1957
English, Tanner	ss	2015	Fracaro, David	rhp	1959-60-61
Englishbey, Steve	of	1973	Francis, John		1949
Erickson, Virgil	c	1970	Franke, Aaron	rhp	2000
Escalante, Jimmy	rhp	2000	Frantz, Karl	ss	1961
Espinal, Mendy	rhp	1987	Frazier, Sam	rhp	1953
Espinoza, Gustavo	lhp	2005	Freeburg, Larry	rhp	1981-82
Espiritu, Mike	c	1995	Freehill, Mike	rhp	1995, 1999
Estep, Chris	of	1992	Freeman, Duane	1b	1967-68
Estrella, Hector	inf	2008-09	Friel, Ted	rhp	1966
Estrella, Rich	rhp	1968-69	Frohman, Steve	1b-of	1969
Evans, Tony	ss	1982	Fulgencio, Elvin	of	1985
Eylward, Mike	1b-3b-of	2001-02	Fuller, Clay	of	2008
			Fuller, Jon	c	1991-92
-F-	Pos.	Yrs.	Funai, Ed	rhp	1954
Failla, Paul	ss	1995	Funk, Bryan	rhp	1984
Fairman, Ed	of	1951			
Falcone, Vince	2b	1967	-G-	Pos.	Yrs.
Fanning, Jim	c	1953	Gadway, Chris	rhp	1997
Farfan, David	rhp	1996	Gallant, Dallas	rhp	2013-14
Farley, Benny	lhp	1969, 1971	Galligan, Dave	rhp	1963
Farrell, Kerby	of	1951	Gangemi, Joe	lhp	1999
Fefee, Theo	of	1997	Ganus, Don	of	1958



CEDAR RAPIDS ALL-TIME MODERN DAY ROSTER (1949-2017)

Garbeff, Jim	lhp	1964	Graves, Bryan	c	1996-97
Garcia, Elpidio	of	1972	Gravino, Frank	of	1952
Garcia, Kevin	c	2016	Green, Arnold	2b	1953
Garcia, Victor	rhp	1990	Green, Nick	rhp	2005
Gardner, Art	of	1973	Green, Steve	rhp	1998
Garner, Horace	of	1958-59, 1961	Greene, Danny	rhp	1997
Garretson, Bob	c	1964	Greene, Willie	3b	1992
Garrett, Adrian	of	1962	Gregersen, Erik	rhp	2011
Garrett, Clifton	of	1993	Gregorio, Tom	c	2000
Garrick, Matt	c	1997-98	Gregory, Jim	lhp	1972
Garver, Mitch	c-dh	2014	Grenert, Geoff	rhp	1994-95-96
Gasper, Pete	of	1953	Grezlovski, Ben	lhp	2000
Gastelum, Carlos	inf	1999	Grichuk, Randal	of	2010-11
Gates, David	of	2002-03	Griffen, Leonard	rhp	1991-92
Gay, Dennis	inf	1999	Griffith, Dustin	rhp	2002-03
Gegg, Joe	c	1966	Griffiths, Lonnie	lhp	1963
Geisen, Gary	rhp	1963	Griggs, Benjamin	rhp	1961
Geist, Bob	of	1970	Grimes, Steve	3b	1976
Gelinas, Karl	rhp	2005	Grimes, Tyler	c	2013
George, Bryant	rhp	2010-11	Groce, Paul	of	1952
Germann, Mark	ss	1986	Grogan, Quin	rhp	2017
Geronimo, Cesar	of	1997	Gronkowski, Gordie	1b-dh	2008
Giannotti, Richard	of	2005	Grooms, Fred	rhp	1968-69
Giardina, Carmine	lhp	2012	Groth, Ryan	of	2008-09
Gibbons, Sam	rhp	2015-16	Grovom, Carl	lhp	1990
Gibralter, Steve	of	1992	Gruban, Jarrett	rhp	2000-01
Gibson, Paul	lhp	1980	Gruver, Steven	lhp	2013
Giddens, Ronnie	2b	1984	Guerrero, Epifano	of	1962
Giegling, Matt	c	1991-92	Guerrero, Raul	of	1967
Gilbert, Brian	rhp	2013-14	Guest, Tom	lhp	1971
Gilich, Denny	rhp	1999	Guice, Bill	of	1954
Gillespie, Eric	inf-c	1997	Guiel, Aaron	2b	1994
Gills, Wayne	rhp	1970	Guiel, Jeff	of	1997
Gillum, K.C.	of	1990-91	Guinn, Wayne	rhp	1980
Giovanatto, Donato	of	2008	Guthrie, Bill	rhp	1967
Giovanazzo, Chris	of	2011	Guy, Jim	lhp	1977
Girard, Earl	of	1950	Guzik, Brian	1b	1993
Gisinger, Lewis	rhp	1954	Guzman, Elpidio	of	1999
Gliemmo, Hayden	lhp	2003	Guzman, Felix	of	1958
Glinatsis, Mike	rhp	1976	Guzman, Jose	of	2004
Glynn, Gerald	rhp	1961	Guzman, Junior	c	2002
Goas, Adrian	rhp	2003	Guzman, Manuel	2b	2016
Goedde, Mike	rhp	1985	Guzman, Ruben	of	1983
Goldfader, Sid	1b-of-c	1958-59			
Goldis, Al	of	1964	-H-	Pos.	Yrs.
Golliner, David	c	2008	Haar, Bryan	3b	2014
Gomez, Odalis	rhp	2000	Haas, Louis	3b	1962
Gomez, Rolando	3b-ss	2009, 2011	Haberle, Dave	3b-c	1983-84
Gonsalves, Stephen	rhp	2014-15	Hackimer, Tom	rhp	2016-17
Gonzales, Mike	1b-dh	2013	Haerther, Casey	1b	2010
Gonzalez, Almonte	lhp	1969	Hague, Joe	1b	1966
Gonzalez, Arturo	of	1973-74	Hairgrove, Trevor	inf	2012
Gonzalez, Dionicio	lhp	1970-71	Hairston, James	of	1968, 1971
Gonzalez-Lopez, Jerry	inf	2008	Hale, Mark	1b	1970-71-72
Gonzalez, Luis	2b	1972	Hall, Dave	3b	1981-82
Gonzalez, Luis A.	p	1972	Hall, Frazier	1b	2012
Gonzalez, Miguel	rhp	2005	Halls, Gary	rhp	1976
Goodrum, Niko	2b-ss	2013	Ham, Kevin	of	1996-97
Gorden, Earl	lhp	1955-56	Hamende, Joe	lhp	1965-66
Gordon, Keith	of	1992	Hamilt, Marshall	3b	1963
Gordon, Nick	ss	2015	Hamilton, Bill	lhp	1958
Gore, Jordan	inf	2017	Hamilton, Caleb	c	2017
Gorneault, Nick	of	2002	Hammargren, Roy Tucker"	c	1991
Gosewich, Chip	util	2000	Hancock, Justin	if	2003
Graham, Caleb	rhp	2011	Hardwick, Joe	of	1993
Granite, Zack	of	2014-15	Harkness, Tom	1b	1957



CEDAR RAPIDS ALL-TIME MODERN DAY ROSTER (1949-2017)

Harkrider, Tim	ss	1993	Hill, Andy	rhp	2006
Harman, Donald	2b	1951	Hill, Dale	c	1967, 1969
Harper, John	rhp	1977	Hill, Jason	lhp	1995-96
Harr, Walter	rhp	1952	Hill, Jason	c	1999
Harrell, William	3b	1952	Hill, Ken (ML rehab)	rhp	1998
Harriger, Mark	rhp	1997-98	Hill, Marc	c	1971
Harris, David	of	2011	Hill, Milt	rhp	1988
Harris, Dick	of	1962	Hill, Orsino	dh-of	1993, 1983
Harris, James E.	ss	1951-52	Hillas, John	rhp	1977
Harris, J.T.	rhp	2000	Hills, Chris	of	2000
Harris, Julian	lhp	2000-01	Hinchman, Lorenzo	lhp	1954
Harris, Lenny	3b	1984	Hinckle, Rich	3b	1964
Harrison, Travis	3b	2013	Hindman, Randy	2b	1986
Harshbarger, Glenn	rhp	1950	Hindman, Scott	rhp	2004
Hart, Richard	c	1962	Hinds, Kevin	2b	1981
Hartong, Brad	of	2016	Hines, Walter	rhp	1955
Hartwig, Dan	rhp	1977	Hingle, Larry	lhp	1993
Harwas, Oliver	rhp	1999	Hinojosa, Jonatan	inf	2014-15
Hathcote, Steve	rhp	1963	Hirsch, Chris	c	1993
Hatton, Wes	inf	2011	Hodach, Jonathan	c	2007
Haugen, Dave	lhp	1970	Hodges, Ron	rhp	1975-76
Hawkins, Daniel	rhp	2006	Hoenstine, Dave	inf-of	1980-81
Hawley, Billy	rhp	1983	Hoffman, Trevor	rhp	1991
Hayman, Bryant	c	2016	Hoffmeister, Paul	rhp	1953
Haynes, Jeremy	rhp	2007-08	Hofvendahl, Herb	of	1970
Haynie, Benny	rhp	1969	Holcolmb, James	rhp	2003
Hedden, Wayne	rhp	2004	Holderfield, Harold	of	1956-57
Hedrick, Craig	1b-of	1978-79	Holland, Mike	1b	1974
Heenan, John	of	1971	Hollenbach, Chart	lhp	1981
Heid, Andrew	of	2011	Holler, Blake	lhp	2007
Heidenreich, Curt	rhp	1982	Hollis, Jack	of	1990
Heilman, Larry	rhp	1968-69	Holman, Steve	rhp	1978
Heimueller, Gorman	rhp	1977	Holmes, Charles William	rhp	1960-61
Heinberger, Len	3b-ss	1952-53	Holtzman, Barry	rhp	1969
Heinen, Joe	rhp	1975	Hook, Chris	rhp	1992
Heintzelman, Tom	inf	1968	Hough, Percy	c	1954
Held, George	rhp	1963	Howard, Cephas	rhp	2008
Hellweg, John	rhp	2009-10	Howard, John	lhp	1969
Helzel, Jeff	1b	1963	Howell, Chris	rhp	2006
Hemenway, Ted	rhp	1969, 1971	Howerton, Carl	of	1953
Hemmerly, Hank	lhp	1959	Hribar, Louis	rhp	1956
Hemphill, Bret	c	1995	Hrusovsky, John	rhp	1992
Henderson, Bruce	1b	1972	Hu, Chih-Wei	rhp	2014
Henderson, Juan	ss-2b-rhp	1994-97	Hubbard, A. Herman	of	1960-61
Henderson, Robbie	3b-rhp	1978-79	Huber, John	rhp	1964
Hendley, Bob	lhp	1958	Huda, John	lhp	1958-59-60
Henika, Ron	1b	1984	Huebner, Larry	rhp	1959-60-61
Hennessey, Mike	rhp	1982	Huffman, Donald	rhp	1957
Henry, Butch	lhp	1988	Hughes, Steve	inf	1980
Henry, Cal	c	1959	Hughes, Tim	c	1975
Hensley, Matt	rhp	2000-01	Hummitzsch, Jerome	rhp	1961
Herlihy, James	rhp	1956	Humphreys, Kevin	rhp	1997
Hermanson, Mike	rhp	1996	Hund, John	2b	1971
Hernandez, Brian	inf	2011	Hundley, Jeff	lhp	1999
Herndon, David	rhp	2007	Hunt, Ron	2b	1960-61
Herndon, Larry	of	1972	Hunter, Chris	rhp	2004
Herrera, Pedro	rhp	2007	Huntington, George		1961
Herrick, Jason	of	1994-95	Hurlbut, David	lhp	2013
Herring, Mark	lhp	1973	Hurst, Kyle	rhp	2009-10
Hertz, Carl	rhp	1952	Hurych, Eugene	of	1955
Hester, Steve	rhp	1989-90	Hutchins, Norm	of	1996
Hickman, Clair	rhp	1958	Hutchinson, John	1b	1964
Hicks, Dalton	1b	2013	Huwer, Charles	of	1950
Hicks, Gary		1949	Hyland, William		1949
Hildenberger, Trevor	rhp	2015			
Hilgenberg, Scott	1b	1986-87			



CEDAR RAPIDS ALL-TIME MODERN DAY ROSTER (1949-2017)

-I-	Pos.	Yrs.			
Iatarola, Aaron	of	1994-95	Joseph, Bob	lhp	1963
Ibarra, Christian	3b	2016	Jung, Young-Il	rhp	2010
Incaviglia, Tom	of	1955			
Infante, Kennedy	3b	1989	-K-	Pos.	Yrs.
Infante, Larry	inf	2006-07	Kacera, Paul	1b	1968
Irby, C.K.	rhp	2015-16	Kampsen, Doug	rhp	1985
Irvine, Steven	inf	2011	Kane, Ryan	3b	1996
			Kanzler, Jason	of	2014
			Karan, Al	c	1956
			Karcich, Jon	ss	2010
-J-	Pos.	Yrs.	Kearney, Bob	c	1978
Jackson, Dan	rhp	2001	Kehrer, Tyler	lhp	2010-11
Jackson, Jimmie	lhp	1969-70	Kelleher, Mick	ss	1970
Jackson, Larry	rhp	1981	Keller, John	rhp	1963
Jackson, Mark	of	1986	Kelley, Bill	rhp	1965
Jacobo, Gabe	1b	2008-09	Kelley, Casey	1b	2000
Jacobs, Greg	lhp	1999	Kelley, Dick	lhp	1959, 1961
James, Albert	rhp	1955	Kelley, Ty	rhp	2011-12
Jang, Philljoon	rhp	2011	Kelly, Pat	2b	2015
Jarvis, Elbert	1b	1956	Kemp, Hugh	rhp	1984
Jarvis, Kevin	rhp	1992	Kendrick, Howie	2b	2004
Jaster, Danny	lhp	1966, 1969	Kennedy, Shane	of	2017
Javier, Ignacio	of	1973	Kenney, Mike	rhp	2010
Javier, Vicente	inf	1990-91	Kenny, Terry	rhp	1975
Jax, Griffin	rhp	2017	Kenway, Donald	rhp	1956
Jefferson, Reggie	1b	1987-88	Kepler, Max	of	2013
Jeffery, Scott	rhp	1989-90	Kepshire, Kurt	rhp	1981-82
Jendra, Rick	3b	1980	Kerns, Mickey	of	1993
Jenkins, Bernie	of	1992	Kerr, Thomas	rhp	1953
Jenkins, Kevin	of-1b	2003	Kerrigan, Jimmy	of	2017
Jenkins, Mack	rhp	1988	Kessinger, Keith	inf	1991-92
Jenks, Bobby	rhp	2001	Kessler, David	c	1993-94
Jent, Denis	lhp	1954	Key, Bobby	rhp	1970
Jepsen, Kevin	rhp	2003-04	Kiely, Tim	rhp	2008
Jernigan, Andre	3b	2017	Kihle, Daniel	of	2016
Jeziarski, Mike		1954	Kilgo, Rusty	lhp	1992
Jimenez, Esmerlin	rhp	2008	Kimpton, Nick	of	2002, 04
Jimenez, Eswarlin	lhp	2012	Kindred, Curt	rhp	1986-87
Jimenez, Jose	c	2010	King, Doug	lhp	1990
Jimenez, Luis	3b	2010	King, Hank	ss-3b	1994
Jimenez, Romy	of	2013	King, James	rhp	1958
Johanson, Ralph	3b	1950	King, James E.		1960
Johnson, Ben	c-1b	2005	King, James F.	of	1950
Johnson, Bill	3b	1952	King, Ron	c	1950
Johnson, Dick	of	1953	Kinney, Ron	lhp	1969
Johnson, Eugene	of	1957	Kirsch, Paul	1b	1982
Johnson, Eugene E.	3b	1960-61	Kitchen, John	rhp	1969-70
Johnson, James	rhp	1949	Klopp, Ken	rhp	1952
Johnson, John Henry	lhp	1975-76	Knazek, Scott	c	2007
Johnson, Kevin	rhp	2011	Knight, Marcus	of	1998-99, 2001
Johnson, Michael	lhp	2012	Knoop, Bobby	2b	1958
Johnson, Patrick	c	1998	Knox, Jeff	rhp	1994-95
Johnson, Rod	3b	1980	Knox, Mike	rhp	1983
Johnson, Tyler	of	2006-08	Koelling, Brian	ss	1991-92
Johnson, Willis E.	of	1956	Kohn, Mike	rhp	2009
Jones, Chris	of	1986	Kolakowski, Charles	rhp	1960
Jones, Eugene	of	1990-91	Komisar, Tony	lhp	1961-62
Jones, Greg	rhp	1999	Konderla, Mike	rhp	1983-84
Jones, Jeff	of	1980-81-82	Kopacz, Edward	1b-3b	1959
Jones, Jeff	of	2009	Koranda, Jim	1b-c	1957
Jones, Mack	of	1959	Korvas, Dan		1967
Jones, Michael L.	of	1974	Kotchman, Casey	1b	2002
Jones, Mike	3b	1992	Kozub, Bernie	inf	1953-54
Jones, Ryan	of	2011-12	Kranson, Mitchell	c	2017
Jones, Scott	lhp	1983	Krantz, Lou	of	1952
Jones, Tyler	rhp	2013	Kratzer, Joe	c	1951
Jorge, Felix	rhp	2014-15			



CEDAR RAPIDS ALL-TIME MODERN DAY ROSTER (1949-2017)

Kremblas, Frank	c-2b	1990	Loiselle, Richard	rhp	1960
Kreuter, John	1b	1954	Lombana, Logan	rhp	2016-17
Kripner, Mike	c	1980	Lombardozi, Chris	3b	1988-90
Krumback, Mark	of-3b	1989-90	Long, Matt	of	2010
Kubski, Al		1953	Longley, Bill	of	1964
Kuecker, Mark	ss	1977	Lonigro, Greg	2b-ss	1987-88-89
Kuresa, Tyler	1b	2015	Lono, Joel	lhp	1987
Kurpiel, Ed	1b	1971	Lopez, Baudillio	rhp	2011
Kurtz, Ken	2b-of	1967	Lopez, Baltazar	1b	2004
Kuse, Willis	3b	1962	Lopez, Brandon	ss	2016-17
Kuzma, John	ss	1963	Lopez, Francisco	rhp	1973
Kwiatkowski, Joe	of	1955	Lopez, Javier	rhp	1978
			Lopez, Jose	p	1972
-L-	Pos.	Yrs.	Lopez, Norberto	c	1999
Labozzetta, Al	lhp	1987	Lopez, Roberto	1b-dh	2009
Lackey, John	rhp	2000	Loseke, Scott	of	1984
LaCorte, Vince	rhp	2000-01	Loseth, Chuck	p	1972
Laiolo, Harry	c	1965-66	Lotz, Ted	of	1953
LaMar, Danny	c	1982, 1984	Lowery, Steve	rhp	1981-82
Lambert, Tom	of	1970	Lubozynski, Matt	lhp	1998
Landa, Yorman	rhp	2014-15	Luckett, Mike	rhp	1974
Landestoy, Gilbert	rhp	2001	Ludtke, Lawrence	rhp	1955
Landis, Craig	of	1978	Luebbers, Larry	rhp	1991-92
Langdon, Ted	lhp	1987, 1984	Lugo, Carlos	c	2011-12
Langford, Rich	rhp	1991	Lugo, Ozzie	rhp	2003
Lanning, Bob	c	1966-67	Lujan, Hector	rhp	2017
Lapple, Bob	c	1980	Lynch, Kevin	rhp	2006
Larson, Francis	c	2011			
Larson, Zack	of	2014-15	-M-	Pos.	Yrs.
LaTempa, Justin	rhp	2011	Macias, Enrique Henry	2b	1977-78
Laubhan, John	of	1977-78	MacIntyre, Haze	rhp	1962
Lauters, Don	3b-of	1954	MacLean, Bruce	rhp	1967
Lawrence, Mike	inf	1998	MacLeod, Don	rhp	1959-60
Laws, Gene	of	1969	MacPherson, Harry	of	1951
Layman, Billy	rhp	2005	Madrigal, Warner	of-p	2004-07
Lazor, Joe	lhp	1987	Maher, Caleb	of-1b	2003-04
Leachman, Drew	dh	2013	Mairena, Alfonso	ss	1967
Leahy, Ryan	2b-ss	2004, 2006	Majercik, Gerald	2b-of	1950
LeBlanc, Josh	2b-of	2005	Maldonado, Josue	lhp	1962
LeBlanc, Randy	rhp	2015-16	Malinak, Mike	of-dh	1988-89
Ledbetter, Gareth	c	1977	Manfre, Mike	3b-of	1983-84
Lee, Bob	lhp	1958	Mann, Tyler	1b	2010
Lee, Brett	lhp	2013	Manon, Ramon	rhp	1990-91
Lee, Leon	3b	1972	Marcon, Dave	lhp	1993
Lee, Terry	1b	1983	Marek, Stephen	rhp	2006
Lee, Terry	inf	1975	Marges, Stanley	of	1949
Leggett, Adam	2b	1998	Margheim, Greg	lhp	1991-92
Lehr, Ryan	3b	2001	Marietta, Lou	rhp	1978-79
Leon, Sammy	rhp	2007-08	Marinko, Mike	lhp	1959
Lesley, Brad	rhp	1981	Marion, Gary	inf	1968-69-70
Leslie, Reggie	rhp	1990, 1992	Markiewicz, Brandon	1b-3b	1993-94
Lewis, Royce	ss	2017	Markl, Mike	inf	1973
Leyva, Edgar	rhp	1997	Marks, Gary	lhp	1970
Licon, Joel	2b-3b	2013-14	Marnie, Bill	lhp	1960-61
Linares, Raul	ss	2012	Marnie, Harry	ss	1964
Lincoln, Matt	lhp	2003	Marone, John	rhp	1964
Lindsey, Cordell	3b-1b	2000-01	Marquardt, Delmar	of	1949
Linn, Joe	lhp	1950	Marquez, Jeff	rhp	2003
Llanos, Rosario	rhp	1970	Marreno, Lean	of	2017
Lloyd, Johnny	rhp	1994, 1996	Marsh, Quinn	rhp	1989-90
Lochner, Dave	lhp	1983	Martens, David	rhp	1958
Lo, Kuo Hua	rhp	2016	Martin, Bob	ss	1964
Locke, Stephen	lhp	2010	Martin, Casey	c	1998
Lockhart, Keith	3b	1986-87	Martin, Steve	of	1993
Lodge, Brandon	rhp	2012	Martinez, Brett	c	2004-07
Loftin, Bo	c	1992	Martinez, Drew	of	2011-12



CEDAR RAPIDS ALL-TIME MODERN DAY ROSTER (1949-2017)

Martinez, Fabio	rhp	2010	Mendoza, Mario	rhp	2000
Martinez, Javier	2b	1993	Mendoza, Tommy	rhp	2006-07
Martinez, Mike	rhp	1979	Menke, Denis	ss	1958-59
Martinez, Pedro	c	1963	Merck, Caleb	rhp	2013
Martinez, Renan	lhp	2000	Meshelski, Joseph	rhp	1949
Marzi, Anthony	lhp	2017	Metil, Billy	inf	1982
Maselbas, Mickey	rhp	1968, 1970	Meyer, Sam	rhp	1953
Mashore, Clyde	3b	1964	Michels, Louis	rhp	1949
Mason, Ryan	rhp	2017	Milani, Terry	3b	1968-69
Masone, Tony	of	1980	Milburn, Morris	rhp	1955
Masterman, Rich	lhp	1966	Mildren, Ethan	rhp	2014-15
Matecki, Thad	rhp	1956	Miley, Dave	c	1981, 1985
Mathis, Jake	1b-3b	2003	Millan, Jorge	inf	1969-72
Mathis, Jeff	c	2002	Miller, Barry	lhp	1962
Mathis, Joe	rhp	1955	Miller, Dennis	rhp	1978
Matrisciano, Ron	rhp	1979	Miller, Don	rhp	1959
Mattiace, Mick	rhp	1964	Miller, Ernie	lhp	1998, 2000
Mattison, Tim	rhp	2006	Miller, Jayson	lhp	2009
Matzen, Mark	c	1982	Miller, Mark	2b	1980
Mauer, Joe	1b	2014	Miller, Rodney	2b	1957
Maxie, Larry	rhp	1959	Miller, Sean	2b	2015-16
May, John	of	1962	Milligan, Howard	ss	1963-64
Mayer, Aaron	rhp	1996	Mills, Harvey	lhp	1956-57
Mazza, Chris	rhp	2013-15	Mills, Jethro	p	1972
Mazzella, Joe	rhp	1972	Mims, Fred	1b-of	1973-74
McAninch, John	dh-c	1996	Minier, Amaruys	1b-dh	2017
McAuliffe, Dave	rhp	1990	Minjock, John	rhp	1957
McBride, Arthur	2b-ss-of	1956	Mink, Ivor	lhp	1957
McCain, Ken	1b	1963	Minutelli, Gino	lhp	1986
McCall, Maurice	rhp	1956	Mitchell, Charles	rhp	1954
McCarthy, Steve	lhp	1989-91	Mitchell, Gary	of	2012
McClain, Kevin	rhp	2000-01	Mitchell, Grant	rhp	1953
McCollum, Ron	c	1968	Mixon, Clark	rhp	1955
McDermott, Dan	rhp	1964	Moeder, Tony	1b-of	1994-95
McDevitt, Danny	lhp	1956	Molina, Ben	c	1994-95
McDowell, Chester	2b	1950	Molina, Nelson	ss	2016
McEnderfer, Tim	c	1971	Moline, Stan	rhp	1976
McGaha, Fred	of	1972	Monda, Greg	1b	1985
McGowen, Cecil	rhp	1966-67, 1970	Montanez, Josue	lhp	2013-14
McGuff, Patrick	rhp	2017	Montesino, Ariel	of	2017
McGuire, Brandon	rhp	1998	Montgomery, Bill	ss	1951
McIntyre, Jethroe	lhp	1963	Monzon, Jose	c	1997
McIver, Anthony	lhp	2016	Moore, Calvin	of	1975
McKiernan, Eddie	rhp	2008	Moore, Greg	rhp	2000
McKinley, David	of	1964	Moore, Jeremy	of	2008
McKinney, Chuck	rhp	1980	Moore, Mark	lhp	1980
McKinney, Greg	of	1981	Morban, Carlos	rhp	2003-04
McKown, Steve	rhp	1976	Moreno, Abel	rhp	2003-04
McNeal, Clyde	2b-3b	1956-57	Moreno, Jorge	of	1973-74
McPherson, Dallas	3b	2002	Morgan, Barry	of	1961
McVay, Dick	rhp	1968-69, 1971	Morgan, Roger	1b	1960
Meade, Aaron	lhp	2012	Morgan, Tim	of	1968
Meadows, Wayne	2b	1964	Morillo, Lennyn	rhp	2005
Mealy, Tony	of-dh	1989	Morio, Jim	lhp	1964
Medosch, Keith	inf	1998-99	Morris, Dallas	3b	2006
Mehlisch, Gerald	c	1951	Morris, Greg	3b	1995
Meier, Dale	rhp	1965	Morris, Will	rhp	2001
Meier, John	rhp	1966-67	Morrison, Hank	of	2017
Mejia, Juan	lhp	1993	Morton, Stan	of	1979
Melendez, Bill	c	1973	Moscrey, Mike	lhp	1987-88
Melendez, Luis	of	1968	Mosebach, Robert	rhp	2006
Melgarejo, Ransel	of	2002-03	Mosequit, Kevin	inf	2012
Melioris, Joe	rhp	2012	Moss, Bill	1b	1958
Melms, Dale	rhp	1951	Mota, Alfonso	inf	1996
Melotakis, Mason	lhp	2013	Mota, Jose	of	1980
Mendoza, Dave	lhp	1976	Moulton, Brian	rhp	1977



CEDAR RAPIDS ALL-TIME MODERN DAY ROSTER (1949-2017)

Mount, Ryan	2b	2007	O'Neil, Phil	1b	1970
Mozingo, Dan	lhp	2002	O'Neill, Paul	of	1982
Mueller, Mark	2b	1972	O'Quinn, Jim	lhp	1996-97
Mullins, Ron	rhp	1987	O'Sullivan, Mark	rhp	2002
Mulvaney, Mike	1b	1990	O'Sullivan, Sean	rhp	2007
Mulville, Duane	c	1989	Oberlin, Roger	1b	1952
Mumphrey, Jerry	of	1972	Odom, Logan	rhp	2012
Munoz, Gorge	of	2017	Olczak, John	of	1954
Munson, Jay	of	1983-84	Oliver, Bill	1b	1999
Muren, Alex	rhp	2013-14	Oliver, Brian	2b-ss	1999
Murphy, Dan	ss	1952	Oliver, Bruce	1b	1979
Murphy, Jonathan	of	2013-14	Oliver, Eric	of-1b	2010
Murphy, Max	of	2014-16	Oliver, Joe	c	1984
Murphy, Nate	of	1996-97	Oliverio, Steve	rhp	1984-85
Murphy, Rob	lhp	1982-83	Olmstead, Nate	1b-of	1995
Murphy, Tommy	ss	2001-02	Olson, Brian	c	2016
Murray, A.J.	c	2016	Olson, Terry	rhp	1962
Murray, Rich	1b-of	1976-77	Omo, Rob	lhp	1978
Murray, Venice	1b	1978	Ondesko, Andy	1b	1969
Musto, Donald	of	1956	Oppenheimer, Juan	of	1978-79
Mutter, Casey	rhp	2005	Orgill, Pete	dh	2000
Mutz, Nick	rhp	2012	Orlikowski, Ray	lhp	1962
Myers, David	rhp	1977	Ortega, Anthony	rhp	2006
Myers, Mike	rhp	1989	Ortiz, Miguel	inf	2000
Myles, Rick	lhp	1981	Ortiz, Ramon	rhp	1997
			Ortiz, Wilberto	inf	2007
-N-	Pos.	Yrs.	Osborne, Dick	p	1963-64
Nabors, Kevin	rhp	2009	Overby, Dennis	lhp	1960-61-62
Nance, John	rhp	1962	Overstreet, Wyn	lhp	1959
Napoli, Mike	c-dh	2001-02	Ownbey, Larry	c	1964
Narleski, Ray	rhp	1950	Oye, Matt	rhp	2010
Nastu, Phil	lhp	1977	Ozark, Danny	1b	1957
Navarro, Brian	c	2015			
Navarro, Efren	1b-dh	2008	-P-	Pos.	Yrs.
Navarro, Hector	3b	1969	Pace, Adam	lhp	2001
Negrete, Jacob	rhp	2012	Pace, George Tubby	of	1985
Nelson, Eugene	rhp	1954	Padia, Steve	c	1983-84
Nevins, Ryan	of	2002	Palacios, Jermaine	inf	2016-17
Newman, Daniel	c	1961	Pali, Matt	1b-of	2004
Newton, Leo	lhp	1965	Palmieri, Jon	1b	2000
Nichols, Brian	c	1990	Palmquist, Ed	of	1956
Nichols, Dolan	rhp	1952	Pardo, Braulio	c	2008, 2011
Nichols, Heath	rhp	2011	Parent, Jerry	rhp	1970
Nickerson, Drew	rhp	1977	Parker, Allan	inf	1997, 1999
Nickle, Doug	rhp	1998	Parks, Jarrod	3b	2011-12
Nickoli, Mike	rhp	2002	Pascoe, Thomas		1949
Nidiffer, Marcus	c	2011	Paul, Chris	1b	2015-16
Nieves, Abel	inf	2007	Pavkovich, Adam	if	2003
Nix, John	rhp	1975	Pawelczyk, Kyle	lhp	2002
Nixon, John	of	1970, 1972	Pawloski, Stan	2b-3b	1951
Noble, Chuck	lhp	1980	Pearce, Steve	rhp	1977
Noel, John	of	1964	Pechek, Wayne	of	1976
Nolasco, Ricky	rhp	2014-15	Peel, Aaron	of	2004-05
Nordgren, Miles	rhp	2015-16	Peerenboom, Clarence	of	1951
Nordstrom, Burt	p	1972	Pelfrey, Mike	rhp	2013
Nordstrom, Carl	rhp	1988	Pena, Ariel	rhp	2010
Norman, Anthony	of	2008	Penilla, Derrick	lhp	2014
Norris, Al	3b	1957	Pennington, Art	of	1953-54
Norris, Bob	of	1957	Peralta, Joel	rhp	2001-02
Nunez, Felix	of	2004	Perchak, Charles	of	1949
			Percy (Pierwsza), Lou	of	1949
-O-	Pos.	Yrs.	Perez, Alex	inf	2016
O'Day, Darren	rhp	2006	Perez, Alfredo	of	1951
O'Keefe, John	1b	1955-56	Perez, Darwin	ss	2009
O'Keefe, Mike	of	2000	Perez, Joaquin "Joe"	of	1959
O'Neal, Brandon	rhp	2001	Perez, Jose	rhp	2008



CEDAR RAPIDS ALL-TIME MODERN DAY ROSTER (1949-2017)

Perez, Julio	of	2007-08	-Q-	Pos.	Yrs.
Perez, Pastor	inf	1973-74	Qualben, Phil	of	1952
Perez, Ramon	inf	1973	Quesada, Michael	c	2013-14
Perisho, Matt	lhp	1994	Quinones, Rene	lhp	1992
Perozo, Dan	of	1991			
Perozo, Felix	rhp	1998	-R-	Pos.	Yrs.
Perry, Ray	1b-3b	1955	Rabb, Johnny	c-inf-of	1979
Pete, Mike	lhp	2006	Raburn, Johnny	2b	2001
Peters, Ray	rhp	1950	Radley, Bob	c	1952
Peterson, Brandon	rhp	2014	Radloff, Scott	1b	1983
Peterson, James	rhp	1955	Raffo, Tom	1b-dh	1992
Peterson, Tim	rhp	1976	Raines, Mike	rhp	1981
Petroff, Dan	rhp	1995-96	Raines, Ned	inf-of	1979
Pettibone, Jim	rhp	1982, 1984-85	Rakow, Mike	rhp	1968
Pettigrew, Mel	of	1969-70	Ramer, Daniel	rhp	1956
Pettit, Chris	of	2007	Ramirez, Carlos	c	2010-11
Peyton, Byron	ss	1981-82	Ramirez, Edwar	rhp	2003
Philip-Guide, Sheldon	of	1998	Ramirez, Williams	rhp	2016
Phillips, P.J.	ss	2007	Ramont, Dick	rhp	1958-59
Phillips, Rob	of	1984	Ramos, Jason	inf	2005
Picciano, Robert		1954	Ramos, Kevin	inf	2010
Pichardo, Maximo	2b	2001	Ranew, Merritt	of-c	1959
Picker, Edwin	lhp	1957	Rapp, Travis	c	1999
Pimentel, Candido	2b	2013	Rasmussen, Neil	3b	1973
Pine, Chris	rhp	2001	Ray, Jim	of	1975
Pineda, Jeremias	of	2013-14	Ray, Johnny	rhp	1992
Pinkham, Bill	c	1972	Ray, Ronnie	rhp	2003-05
Pinol, Juan	ss-2b	1987	Real, Alex	c	2015
Pipes, Joey	rhp	1999	Rebelo, John	rhp	1963
Pisel, Ron	rhp	1978	Reckling, Trevor	lhp	2008
Pitts, Gaylen	inf	1965-66	Recor, Randy	c	1972
Player, George	rhp	1958	Reed, Jake	rhp	2014
Plemmons, Scott	rhp	1992	Reed, Ray	ss-of	1959
Plinski, Paul	inf-of	1979	Reed, Wallace	2b	1949
Plummer, Bill	c	1965	Reese, Mat	of	1996
Poe, Bill	p	1972	Reilly, Herb	rhp	1950
Polanco, Jorge	2b-ss	2013	Reilly, Patrick	of	2006
Politte, Cliff	lhp	1965	Reitz, Ken	inf	1969
Polk, Bruce	rhp	1957	Remole, Clifton	1b	2005
Pond, Ryan	2b	1999	Renninger, Bob	lhp	1974
Poppen, Sean	rhp	2016-17	Renz, Jordan	of	2005-06
Poris, Barry	of	1969-70	Reuss, Jerry	lhp	1967
Porte, Carlos	2b	1980-81, 1985	Rex, Mike	inf	1976
Porter, Aaron	rhp	1998	Reyes, Jesus	lhp	1973-74
Porter, Greg	of	2002-03	Reyes, Ramon	rhp	2003
Portley, Calvin	2b	1974	Reynolds, Alfredo	of	1958
Posey, Micah	lhp	2003-04	Reynolds, Dan	rhp	2012
Potter, Mike	of	1971	Reynolds, Tim	rhp	1983
Poupore, Bernard	rhp	1961	Rhodes, Jeff	of	1983
Powell, Chris	of	1995	Rich, Kean	of	1978-79
Powell, Christian	rhp	2013-14	Richards, Garrett	rhp	2010
Powell, Ross	lhp	1989	Rickman, Andy	inf	1989
Prather, Billy	c	1976	Ricks, Ron	rhp	1998
Pratt, Crestwell	1b	1982	Riddle, John	lhp	1975
Prentice, Robert	3b-of	1950	Riede, Shane	rhp	2012
Price, Jack	lhp	1967, 1969-70	Rigazio, Dick	1b-2b	1953
Proffitt, Mike	p	1972	Riggan, Jerrod	rhp	1997
Pruett, Jerome	rhp	1966	Riggs, Kevin	2b-3b	1991-92
Pryor, Depew Buddy	c	1983	Riley, Darren	of	1985
Pryor, Jim	c	1976-77	Riley, Mike	rhp	1982
Puchkov, Yevgeny	2b	1993	Riley, Tom	ss	1983-84-85
Pueschner, Craig	of	1992	Rima, Tom	of	1974
Puffer, Brandon	rhp	1997	Rinehart, Dallas	rhp	1993
Pugliese, Nick	rhp	2009	Ring, Eugene	2b-of	1951
Pujols, Luis	c	1974	Risley, Bill	rhp	1989-90
Pullin, Aaron	rhp	2004	Ritchie, Ed	rhp	1957



CEDAR RAPIDS ALL-TIME MODERN DAY ROSTER (1949-2017)

Rivera, Enrique	3b	1965	Rush, Eddie	inf	1987-88, 1990-91
Roach, Donn	rhp	2011	Rushing, Gary	c	1959
Robb, Hein	lhp	2013	Russell, Max	lhp	2010-11
Robbins, Lance	inf	1995	Ryder, Derek	c	1995-96
Roberson, Marvin	lhp	1955-56	Ryder, Stephen	of	1960-61
Robinett, Ken	of	1955			
Robinson, Alex	lhp	2017	-S-	Pos.	Year
Robinson, Brian	ss	1985, 1987	Sabo, Chris	3b	1983
Robinson, Dakota	lhp	2011	Sabourin, Jerry	lhp	1970
Robinson, Rogers	1b-of	1966-67	Sadowski, Bob	2b	1969
Robinson, Ron	rhp	1981	Sagaser, Dave	lhp	1968-69-70-71
Robinson, Scott	rhp	1991	Salazar, Rafael	lhp	1968
Rochford, Bill	rhp	1959	Salerno, Pasquale	of	1956
Rocco, Michael	rhp	2009	Salomon, Bob	rhp	1962
Rodgers, Bob	rhp	1963	Sambito, Joe	lhp	1974
Rodgers, Darrell 'Doc'	rhp	1988, 1990	Sambo, Ramon	dh-2b	1988
Rodriguez, Dereck	rhp	2015-16	Sammons, Bryan	lhp	2017
Rodriguez, Fernando	rhp	2005	Sanchez, Luis	rhp	1973-74
Rodriguez, Hector	rhp	1997-98	Sanders, Evan	lhp	2017
Rodriguez, Jairo	c	2013	Sanders, Reggie	of	1990
Rodriguez, Juan	of	1996-97	Sandoval, Freddy	3b	2005
Ridriguez, Rafael	rhp	2003-05	Sanford, Mo	rhp	1990
Rodriguez, Rosario	lhp	1988	Sankey, Bob	inf	1970
Rodriguez, Sean	inf-of	2004-05	Santana, Johan	rhp	2002
Rodriguez, Tomas	lhp	1989	Santy, Brian "BK"	c	2014
Roesler, Mike	rhp	1986	Sapienza, Rich	c	1988
Rogers, Brandon	c	2001	Sasser, Don	1b	1975-76
Rogers, Dusty	lhp	1987	Sasser, Rob	3b	1997
Rogers, James	of	1955	Satre, Jason	rhp	1991
Rogers, Dick	c	1961	Saucedo, Robert	c	1996
Rogers, Stanley "Packy"	3b-2b	1949	Saunders, Joe	lhp	2002
Rogers, Taylor	lhp	2013	Sawatski, John	c	1972
Rojas, Francisco	of	1978-79	Scannelli, Frank	c	1955-56-57
Rojas, Renney	rhp	1998	Scarpace, Ken	of	1981, 1983
Romagosa, Juan	inf	1969	Scarpati, Joe	rhp	1964
Roman, Eugenio	rhp	1960	Schaefer, Bob	ss	1967-68
Romano, Mike	c	1982	Scherger, George		1956
Romeo, Nick	of	1950	Schick, Alex	rhp	2017
Romero, Fernando	rhp	2014, 16	Schieffer, John	rhp	1957
Romero, Robert	rhp	2006-07	Schiel, Rob	2b	1990
Romine, Andrew	ss	2008	Schlichting, Travis	3b	2006
Roof, Paul	rhp	1961	Schmidt, Jeff	rhp	1993
Roof, Phil	c	1960	Schmidt, Rick	of	1969
Ropek, Alexander	rhp	1956	Schmidt, Blake	2b	2015
Roper, Zach	3b-1b-of	2001	Schneiders, Paul	lhp	1953-54
Roque, Felix		1971	Schnurbusch, Chris	2b-3b	1989
Roque, Jorge	of	1968-69	Schoene, Chuck	rhp	1967
Rortvedt, Ben	c	2017	Schoenhaus, Ted	of	1975-76
Rosario, Alberto	c	2008	Schoeninger, Tim	rhp	2007
Rosario, Alfonso	of-dh	1978	Schold, Gerald	3b	1949
Rosario, Anderson	of	2006-07	Scholl, Christian	rhp	2009
Rosario, Randy	lhp	2014-15	Schroer, Eugene	lhp	1949-50
Roseboro, John	c	1955	Schugel, AJ	rhp	2011
Rosenbaum, Chris	c	2008	Scioscia, Matt	inf-dh	2012
Ross, Justin	of	1999	Scoggins, Casey	of	2016
Rothey, Mark	lhp	1981-82	Scoggins, Larry	inf	1963-64
Rothrock, Darrell	lhp	1953-54	Scoggins, Reid	rhp	2012
Rouwenhorst, Jonathon	lhp	2002	Scoles, Roger	2b	1949-50-51
Rover, Vin	2b	1983	Scott, Gregg	of	1949
Rowe, Joe		1962	Scott, Tim	rhp	1983
Rowe, Rich	of	1963-64	Scudder, Scott	rhp	1987-88
Roy, Pat	rhp	1976	Scutero, Brian	rhp	1996-97
Ruberg, Don	1b	1951	Seats, Dennis Dean	3b	1981
Rumsey, Dan	of	1993	Sebach, Kyle	rhp	1993
Runge, Glenn	rhp	1950-51	Sedlak, Robert	rhp	1956
Runk, George	3b	1966	Seever, Brian	of	2000-01



CEDAR RAPIDS ALL-TIME MODERN DAY ROSTER (1949-2017)

Segura, Jean	2b	2010	Sousley, Jay	1b	1949
Selinger, Dick	3b	1958-59	Spagnola, Glenn	rhp	1983
Sellner, Scott	2b	1988-89	Spaulding, Bill	c	1963
Serrano, Danny	c	1997-98	Spradlin, Jerry	rhp	1990, 1992
Shaffer, Josh	ss	2000	Sprankle, Jim	rhp	1955-56
Shearer, Kelly	lhp	2006-07	Sprusansky, Don	inf	1963
Shell, Steven	rhp	2002	Stabelfeld, Elvin	rhp	1954
Shepard, Rickey	lhp	1971	Stadler, Jeff	rhp	1978-79
Shepherd, Alvie	rhp	1999	Stalp, Joe	rhp	1982-83
Sheridan, Art	rhp	1956	Stamets, Eric	ss	2012
Sheridan, Tom	rhp	1957	Stamps, Jerry	of	1975
Sherman, Steve	lhp	1976-77	Stanka, Joe	rhp	1953
Shibuya, Tim	rhp	2013	Stanton, Mike	rhp	1973
Shields, Scot	rhp	1998	Stanton, Travis (T. J.)	rhp	2005
Shoemaker, Matt	rhp	2009	Stark, James	rhp	1956
Shourds, Jeff	of	1977	Stashak, Cody	rhp	2016
Shumake, Brooks	of	1987	Statia, Hainley	ss	2006
Sick, David	rhp	1995-96	Staton, Robert	ss-3b	1950
Sickel, Todd	ss	1955	Stedman, Jim	rhp	1970, 1972
Siejas, Arturo	rhp	1956	Steele, Keaton	rhp	2015
Sievers, Rob	inf	1971	Steinmetz, Kevin	inf	1983
Sigler, Allen	of	1985-86	Stela, Jose	c	1993
Silva, Ranis	c	2015-16	Stellern, Richard	of	1951
Silverio, Francisco	of	1987	Stember, Jeff	rhp	1978-79
Silversmith, Alex	c	2008	Steph, Rod	rhp	1991-92
Silvey, Jim	of	1972	Stephens, Bob	of	1951
Simard, Michel	rhp	2004-05	Stephens, Jason	rhp	1996
Simas, Bill	rhp	1993	Stertzbach, Von	rhp	2004
Simmons, Mark	2b-3b	1993-94	Steward, Jaime	lhp	2002
Simmons, Ted	c	1967	Stewart, John	of-3b	1987
Simpson, Greg	lhp	1986, 1988	Stewart, Kohl	rhp	2014
Sinnerud, Michael	ss	1960	Stewart, Paxton	of	1998
Sinnott, Brian	rhp	1965	Stillwell, Kurt	ss	1984
Sipin, John	ss	1966	Stinchcomb, Billy	rhp	1963-64
Skaggs, Steve	rhp	1980	Stockstill, Jason	lhp	1997, 2000
Skaggs, Tyler	lhp	2010	Stockton, Jeff	inf	2001
Skinnes, Albert		1949	Stockton, Rick	of	2001
Skuse, Nick	rhp	1995-96	Stoddard, Dwight	rhp	1954
Slade, Shawn	rhp	1994-95	Stoico, Bob	rhp	1959-60
Slaughter, Paul		1949	Stokley, Billy	rhp	2001
Slegers, Aaron	rhp	2014	Stone, Gary	c	1965
Smith, Al	1b	1952	Stout, Tim	of	1982
Smith, Argust	of	1965	Stowell, Paul	of	1952
Smith, Charles R.	of	1960	Stoyakovich, Emil	rhp	1954
Smith, Chris	ss	1993	Straker, Lester	rhp	1980
Smith, Dan	lhp	1975	Stratton, Johnny	2b-ss-p	1958-59
Smith, Danny	lhp	1985	Strayski, Orest	rhp	1966
Smith, Demond	of	1995	Strickek, Ed	rhp	1956-57
Smith, Jack	rhp	1957	Strong, Garret	of	1975
Smith, Jim	rhp	1967-68	Stuart, Richie	of	1996, 1999
Smith, Jesse	rhp	2004-05	Suarez, Luis	rhp	1999
Smith, John Guy	ss	1978	Sugden, Jason	of	2003
Smith, Mike Texas	rhp	1985-86	Sulbaran, Miguel	lhp	2013-14
Smith, Stantrel	of	2006-07	Sullivan, Anthony	rhp	2007
Smith, Will	lhp	2009	Sullivan, Dick	of	1955
Snyder, John	rhp	1993	Sulprizio, Scott	c	1970
Snyder, Larry	c	1968-69	Sumter, Kevin	rhp	1996
Snyder, Paul	1b	1959, 1961	Susce, John	rhp	1969
Socarras, Tony	c	2001	Sutherland, Matt	lhp	1979
Soliman, Manuel	rhp	2013	Sutko, Glenn	c	1990
Sorel, Mike	ss	1981	Sutton, Bob	rhp	1960
Soriano, Jacobo	rhp	1997	Sutton, Nate	2b	2005
Sosa, Jose	rhp	1973-74	Sutton, Phil	ss	1979
Soto, Ozzie	rhp	1985	Sweeney, Matt	3b	2007
Soto, Wendell	ss	2012	Swenton, Mike	of	1972
Soto, Wilber	pr	2002	Swiech, John		1954



CEDAR RAPIDS ALL-TIME MODERN DAY ROSTER (1949-2017)

Swim, Alex	of	2014	Turner, James	rhp	1963
Sylvester, John	of	1977	Turner, Justin	2b	2002
Szymarek, Paul	of	1979	Twelman, Tom	inf	1974
-T-	Pos.	Yrs.	-U-	Pos.	Yrs.
t'Hoen, E.J.	ss	1997-98	Udall, Jack	c	1963
Takayoshi, Todd	c	1994	Unser, Al	1b	1954
Tangman, Horace	rhp	1953	Unzicker, Emerson	lhp	1955
Tanner, John	of-1b-c	1949	Ussery, Brian	c	1997
Tatis, Rafael	inf	1973-74			
Taubensee, Eddie	c	1989-90	-V-	Pos.	Yrs.
Taveras, Alejandro	ss	1974	Vail, Mike	3b	1972
Taylor, Andrew	lhp	2009	Valdes, Juan	rhp	1970
Taylor, Bob	of-c	1958	Valdez, Angel	of	2001
Taylor, Gene	of	1992	Valencia, Max	rhp	1993
Teague, Charlie	2b	1954	Valera, Rafael	2b	2015-16
Tenacen, Francisco	of	1987	Vallone, Gar	inf	1996-97
Terry, Scott	of	1981-82	Van Dyke, Rod	rhp	1993
Terzarial, Tony	of	1990	Van Iten, Fred	c	1965
Tessin, Elmer	lhp	1954	Van Steensel, Todd	rhp	2014
Theofanopoulos, Michael	rhp	2015-16	Vande Ven, Mike	of	1963
Thomas, Adam	rhp	2001-02	Vander Griend, Jon	rf-dh	1996
Thomas, Ivory	of	2014	Varga, Andy	lhp	1953
Thompson, Bob	rhp	1975	Vasquez, Andrew	lhp	2016-17
Thompson, Bruce	rhp	1971	Vasquez, Chris	of	1991-92
Thompson, Rich	rhp	2003	Vasquez, George	c	1973
Thon, Frankie	2b	1978-79	Vaughn, Derek	of	1994
Thorne, Jeremy	rhp	2009	Vavra, Tanner	inf	2014
Thorpe, Lewis	lhp	2014	Vavra, Trey	1b	2015
Thornton, Dave	rhp	1979	Velazquez, Anastasio	rhp	1970, 1972
Thurmond, Travis	rhp	1994-95-96	Velez, Jose	lhp	2015
Ticen, Kevin	3b	1999	Velez, Noel	of	1991
Tignor, Hampton	c	2010	Veras, Vladimir	rhp	2007, 09
Tillery, Zach	rhp	2015-17	Vermillion, Grant	rhp	1996
Tillman, Daniel	rhp	2011	Vicente, Juan	c	1970
Timmerman, Heath	rhp	1998, 2000	Vielma, Engelb	inf	2014
Tjaden, Wayne	rhp	1953	Vierra, Joey	lhp	1989
Tobin, Mason	rhp	2008	Villar, Jose	of	1967
Toledo, Jean	rhp	2003	Viltz, Eski	ss	1980
Tolentino, Juan	of	1998	Vincent, Mike	c-1b	1986-87
Toler, Greg	c	1985-86	Vitter, Jim	rhp	1951
Toliver, Freddie	rhp	1982	Vizcaino, Julian	dh-3b	1994
Tolli, Barry	of	2001	Vold, Nansen	rhp	1956
Tolzien, Ed	1b	2001	Vold, Ralph	rhp	1955
Tomshaw, Matt	lhp	2013	Volkman, Keith	lhp	1997-98
Torassa, George	c	1978-79	Vondran, Steve	1b-3b	1991
Torres, Hector	c	1963	Voskovitch, Mike	p	1972
Torres, Joe	lhp	2001-02, 2005			
Touchstone, Nic	lhp	2004-05	-W-	Pos.	Yrs.
Toussaint, Drew	of	2005	Wade, Archie	of	1965
Towns, Jordon	rhp	2008	Wade, LaMonte	of	2015-16
Townsend, Jon	3b	2009	Wade, Logan	inf	2014
Tracewski, Dick	ss	1956	Wakamatsu, Don	c	1987
Tree, John	1b	1950	Walden, Jordan	rhp	2008
Trenary, Joe	if-of-p	1958-59-60-61	Walker, Adam Brett II	of	2013
Trombino, Phil	of-inf	1969	Walker, Bernie	of	1987
Tromblee, Stephen	lhp	2012	Walker, Brian	c	2007
Trout, Mike	of	2009-10	Walker, Fred	rhp	1961
Trujillo, Louie	rhp	1983-84	Walker, Ryan	ss	2013-14
Trumbauer, Gary	rhp	1972	Wall, Fred	lhp	1965
Trumbo, Mark	1b	2006-07	Wallace, Harry	ss	1957
Truss, B. Maley	of	1952	Waller, Kevin	of	1980
Tucker, Rob	c	1993	Wallin, Ray	c	1962
Tufts, Bob	lhp	1977	Walling, Ed	rhp	1964
Tullish, Bill	of	1976	Walston, Chris	1b	2005
Turek, Joe	rhp	1989-90	Ward, Joe	of	1977



CEDAR RAPIDS ALL-TIME MODERN DAY ROSTER (1949-2017)

Wardlow, Mike	3b-rhp	1977	Withey, Ryan	of	2001
Warner, Fred	rhp	1970-71	Withrow, Ray	1b-of	1959
Warner, J.R.	1b	2001	Witwicki, Mike	of	1955
Warren, Deshawn	lhp	1994-95	Wolensky, Dave	rhp	2002
Washburn, Jarrod	lhp	1995	Wolf, Ori	of	1959-60
Washington, Lozando	of	1976	Wolff, Michael	of	1993
Waterbury, Steve	rhp	1971	Wood, Austin	rhp	2012
Waters, Chris	rhp	2005	Wood, Brandon	ss	2004
Watson, Steve	rhp	1976	Wood, Jim	lhp	1966
Watson, Tyler	lhp	2017	Woodbrey, Mark	of	1975-76
Wawrzyniak, Alan	rhp	2001	Woods, Jake	lhp	2002
Waychoff, Ray	2b	1949	Wooten, Shawn	if	1997
Weaver, Bob	of	1963	Wooten, James	rhp	1955
Webb, Ryan	of	2001	Workman, Andy	of	2011-12
Wedin, Bob	lhp	1959, 1961	Wortman, Bob	c-3b	1952
Weed, B.J.	2b-of	2003	Wright, Jerry	rhp	1955
Weghorn, John	inf-of	1963	Wright, Zach	of	2012
Welch, E.B.	c	1964	Wylie, Mark	rhp	1950-51
Welch, Ed	of	2000, 2002			
Welles, Robby	c-of	1997	-Y-	Pos.	Yrs.
Wells, Lachlan	lhp	2016	Yakubik, Jerod	of	2011
Wells, Tyler	rhp	2017	Yarbrough, Alex	2b	2012
Wendt, Art	lhp	1957	Yoder, Bob	2b-3b	1955-56
Wendt, DeWayne	2b	1967	York, Bob	rhp	1958
Wesley, Thomas	1b	1981	Young, Delwyn	2b-of	1983
West, James	rhp	2006-07	Young, Ernie	c	1975-76
West, Lacy	rhp	1963	Young, Kevin	of	1995
Westfall, Elmer	of	1953-54	Young, Kirby	inf	2011
Westphal, Luke	rhp	2015	Younger, Adam	3b	2009-10
Wheeler, Ed	2b	1972	Youse, Bob	rhp	1973-74
Whillock, Jack	rhp	1965, 1967-68	Yurak, Jeff	dh-of	1975-76
White, Archie	rhp	1961			
White, Greg	1b-of	2000	-Z-	Pos.	Yrs.
White, Steve	rhp	1993	Zacher, Sylvester	lhp	1955-56
White, T.J.	3b	2015	Zastoupil, Rich	rhp	1992
Whitehead, Jack	2b	1956	Zeratsky, Rod	c	1986
Wiegand, Rich	lhp	1955-56	Zimmer, Duane	ss	1949
Wiel, Zander	1b-dh	2016	Zimmer, Tom	c	1972
Wilbins, Mike	inf	1975	Zimmermann, Bob	rhp	2004
Wilkins, Steve	of	1976			
Wilkinson, Jim	c	1952			
Wiley, Chuck	inf	1964			
Williams, Al	2b	1973			
Williams, Bob	ss	1957			
Williams, Brian	rhp	2003			
Williams, Eddie	3b	1985			
Williams, J.D.	of	2013-14			
Williams, Jim	3b	1970			
Williams, Rick	rhp	1973			
Williamson, Chuck	lhp	1968			
Williard, Brian	rhp	1993-94			
Willis, Scott	rhp	1987			
Wilson, Barney	rhp	1975-76			
Wilson, Brendan	rhp	2006			
Wilson, Bobby	c	2004			
Wilson, Jared	rhp	2014-15			
Wilson, Phil	rhp	2000, 2003			
Wilson, Todd	1b	1991			
Wilson, Tom	c	1987			
Wilson, Wayne	of	1960			
Wing, Harry	rhp	1979			
Wing, Michael	3b	2009-10			
Wipke, Flint	c-dh	2006			
Wise, Hal	rhp	1953			
Witherspoon, Traivs	of	2011			

MINNESOTA TWINS PLAYER DEVELOPMENT INFORMATION



Minnesota Twins Baseball Club

Target Field

Address: 1 Twins Way, Minneapolis, MN 55403

Telephone: (612) 659-3400

Ticket Information: (612) 33-TWINS or 1-800-33-TWINS

twitter.com/twins • facebook.com/twins

www.twinsbaseball.com

Chief Executive Officer Jim Pohlad
 President Dave St. Peter
 Executive Vice President, Chief Baseball Officer Derek Falvey
 Senior Vice President, General Manager Thad Levine
 Senior Vice President, Operations..... Matt Hoy
 Vice President, Player Personnel..... Mike Radcliff

BASEBALL OPERATIONS

Vice President, Assistant General Manager Rob Antony
 Special Assistants to General Manager Michael Cuddyer, LaTroy Hawkins, Torii Hunter, Justin Morneau
 Director, Minor League Operations..... Jeremy Zoll
 Director, Professional Scouting Brad Steil
 Director, Amateur Scouting..... Sean Johnson
 Minor League Field Coordinator Edgar Varela
 Senior Manager, Minor League Administration Kate Townley

BASEBALL COMMUNICATIONS

Senior Director, Baseball Communications and Player Relations..... Dustin Morse
 Senior Manager, Baseball Communications..... Mitch Hestad
 Coordinator, Baseball Communications and Publications..... Mike Kennedy
 Communications Coordinator Cori Frakenberg
 Team Photographer..... Brace Hemmelgarn



MINNESOTA TWINS 2017 FIRST YEAR PLAYER DRAFT

* indicates player has played in Cedar Rapids **BOLD** indicates players signed with Twins

Rd.	Name	Pos.	B/T	Ht.	Wt.	DOB	Hometown / School / Scout
1	*Royce Lewis	SS	R/R	6-1	185	6/5/99	Alison Viejo, CA / JSerra Catholic HS (CA) / Leavitt
CB-A	Brent Rooker	OF	R/R	6-4	220	11/1/94	Germantown, TN / Mississippi State University / Dunbar
2	Landon Leach	RHP	R/R	6-4	205	7/12/99	Pickering, Ont., CAN / Pickering HS / Burrows
3	Blayne Enlow	RHP	R/R	6-3	180	3/21/99	St. Amant, LA / St. Amant HS / Runser
4	*Charlie Barnes	LHP	L/L	6-1	170	10/1/95	Sumter, SC / Clemson University / Moir
5	Andrew Bechtold	3B	R/R	6-1	195	4/18/96	Chadds Ford, PA / Chipola College (FL) / Powell
6	Ricky De La Torre	SS	R/R	6-2	175	1/21/99	Juana Díaz, PR / Puerto Rico Baseball Academy / Thon
7	Ryley Widell	LHP	L/L	6-4	205	6/1/97	Haiku, HI / Central Arizona College / Williams
8	*Bryan Sammons	LHP	L/L	6-4	225	4/27/95	Wilmington, NC / Western Carolina University / Moir
9	Mark Contreras	OF	L/R	6-0	185	1/24/95	Moreno Valley, CA / University of California - Riverside / Leavitt
10	Calvin Faucher	RHP	R/R	6-1	175	9/22/95	Chula Vista, CA / University of California - Irvine / Leavitt
11	Gabriel Rodriguez	OF	L/L	6-2	195	4/9/99	Tao Alta, PR / Adela Rolon Fuentes (PR) / Thon
12	Bailey Ober	RHP	R/R	6-8	250	7/12/95	Huntersville, NC / College of Charleston (SC) / Moir
13	Jared Akins	OF	L/R	6-3	195	12/12/96	Fresno, CA / Fresno State University (CA) / Quesada
14	Derek Molina	RHP	L/R	6-3	195	7/27/97	Atwater, CA / Merced College (CA) / Quesada
15	Rickey Ramirez	RHP	R/R	6-0	160	10/20/96	Marysville, CA / Fresno State University (CA) / Quesada
16	Cade Smith	RHP	R/R	6-5	220	5/9/99	Abotsford, BC, CAN / Mennonite Educational Inst. (CAN) / Burrows
17	Andrew Cosgrove	C	R/R	6-2	200	7/31/96	Kirkland, WA / North Carolina State University / Moir
18	Colton Burns	CF	L/R	6-3	195	10/19/95	Valencia, CA / U of California – Santa Barbara / Cameron
19	*Jordan Gore	SS	R/R	6-0	180	8/3/94	Conway, SC / Coastal Carolina University (SC) / Moir
20	Tyler Gray	RHP	R/R	6-2	185	5/21/96	Fort Smith, AR / University of Central Arkansas / DiMercurio
21	Colton Waltner	C	R/R	6-1	190	8/13/95	Newbury Park, CA / University of San Diego / Leavitt
22	Christian Broussard	RHP	R/R	6-2	250	10/21/96	Ramona, CA / California State U – Los Angeles / Cameron
23	Jared Finkel	RHP	R/R	6-3	205	4/27/96	Oradell, NJ / Iona College (NY) / J. Wilson
24	T.J. Dixon	CF	L/L	5-11	185	10/14/94	Mobile, AL / Samford University (AL) / Powell
25	Carson Crites	2B	R/R	6-0	195	1/18/95	Amarillo, TX / Southeastern Louisiana University / Runser
26	Jordan Spicer	RHP	R/R	6-3	205	6/15/97	Hollywood, FL / Polk State College (FL) / Dowdy
27	Chandler Taylor	RF	L/L	6-2	220	2/7/96	Montgomery, AL / University of Alabama / Powell
28	Joe Record	RHP	R/R	6-3	225	1/12/95	Placentia, CA / U of California – Santa Barbara / Cameron
29	Griffin Roberts	RHP	R/R	6-3	210	6/13/96	Hartfield, VA / Wake Forest University (NC) / Moir
30	Alex Robles	RHP	R/R	5-11	195	7/7/95	Tucson, AZ / Austin Peay State University (TN) / Dunbar
31	Luke Miller	3B	R/R	6-3	195	7/17/96	Muncie, IN / University of Indiana / Pohl
32	Nick Brown	RHP	R/R	6-1	190	11/20/94	Gainesville, VA / College of William and Mary (VA) / J. Wilson
33	J.J. Robinson	1B	L/R	6-4	220	10/11/92	Colfax, WA / Lewis–Clark State College (ID) / Brown
34	Max Meyer	RHP	R/R	6-0	170	3/12/99	Woodbury, MN / Woodbury HS (MN) / M. Wilson
35	Adam Oviedo	SS	R/R	6-1	190	12/21/98	Grandview, TX / Alvarado HS (TX) / Esposito
36	Josh McMinn	RHP	R/R	6-4	195	4/29/96	Oklahoma City, OK / Oral Roberts University (OK) / DiMercurio
37	Patrick Bailey	C	S/R	6-0	180	5/29/99	Greensboro, NC / Wesleyan Christian Academy (NC) / Moir
38	Benjamin Rodriguez	1B	R/R	6-6	240	11/9/94	Paradise Valley, AZ / Pepperdine University (CA) / Cameron
39	Jonathan DeLuca	CF	S/R	5-11	180	7/10/98	Agoura Hills, CA / Agoura HS (CA) / Cameron
40	Austin Bizzle	RHP	R/R	6-1	205	3/16/95	Panama City, FL / Alabama State University / Powell

The Twins signed 29 players from the 2017 First-Year Player Draft.



TRIPLE-A ROCHESTER RED WINGS (INTERNATIONAL LEAGUE)

2017 Record: 80-62
Affiliation: Minnesota Twins (16th Year)
Stadium: Frontier Field (1997)
Media Contact.....Nate Rowan

Field Staff

Manager Joel Skinner
Pitching Coach Stu Cliburn
Hitting Coach Chad Allen
Bullpen Coach..... Mike McCarthy
Athletic Trainer Chris Johnson
Strength Coach Ryan Grose

Address: One Morrie Silver Way, Rochester, NY 14608
Telephone: (585) 454-1001
FAX: (585) 454-1056
E-Mail address: info@redwingsbaseball.com
Website: www.redwingsbaseball.com



DOUBLE-A CHATTANOOGA LOOKOUTS (SOUTHERN LEAGUE)

2017 Record: 91-49
Affiliation: Minnesota Twins (4th)
Stadium: AT&T Field (2000)
Media Contact.....Dan Kopf

Field Staff

Manager Tommy Watkins
Pitching Coach Ivan Arteaga
Hitting Coach Javier Valentine
Coach..... Richard Salazar
Athletic Trainer Alan Rail
Strength Coach Phil Hartt

Office address: 201 Power Alley, Chattanooga, TN 37402
Mailing address: PO Box 11002, Chattanooga, TN 37402
Telephone: (423) 267-4849
FAX: (423) 267-4258
E-Mail address: info@lookouts.com
Website: www.lookouts.com



HIGH-A FORT MYERS MIRACLE (FLORIDA STATE LEAGUE)

2017 Record: 75-60
Affiliation: Minnesota Twins (27th Year)
Stadium: Hammond Stadium (1991)
Media Contact.....Marshall Kelner

Field Staff

Manager Ramon Borrego
Pitching Coach Henry Bonilla
Hitting Coach Steve Singleton
Athletic Trainer Davey LaCroix
Strength & Conditioning Coach Jacob Dean

Mailing address: 14400 Six Mile Cypress Parkway, Fort Myers FL 33912
Telephone: (239) 768-4210
FAX: (239) 768-4211
E-Mail address: miracle@miraclebaseball.com
Website: www.miraclebaseball.com



ROOKIE ELIZABETHTON TWINS (APPALACHIAN LEAGUE)

2017 Record: 36-31
Affiliation: Minnesota Twins (44th Year)
Stadium: Joe O'Brien Field (1974)
Media Contact.....Mike Mains

Field Staff

Manager Ray Smith
Pitching Coach Luis Ramirez
Hitting Coach Jeff Reed
Coach Takashi Miyoshi
Athletic Trainer TBA
Strength Coach Travis Koon

Mailing address: 136 South Sycamore Street, Elizabethton TN 37643
Telephone: (423) 547-6441
FAX: (423) 547-6442
E-Mail address: etwins@cityofelizabethton.org
Website: www.elizabethtontwins.com



GCL TWINS (ROOKIE)

2017 Record: 35-23

Affiliation: Minnesota Twins (29th Year)

Stadium: CenturyLink Sports Complex (1991 / renovated 2015)

Media Contact.....N/A

Field Staff

Manager Dan Ramsay
 Pitching Coach Virgil Vasquez
 Hitting Coach Luis Rodriguez
 Hitting Coach Matt Borgschulte
 Athletic Trainer Matt Kalies
 Strength & Conditioning Coach David Rak

Mailing address: 14110 Six Mile Cypress Parkway, Fort Myers FL 33912

Telephone: (239) 533-7640

FAX: (239) 485-2448

E-Mail address: N/A

Website: N/A



DSL TWINS (ROOKIE)

2017 Record: 49-22

Operated by: Minnesota Twins

Stadium: Complejo Latinamericano de Beisbol, S.A. (aka Baseball City)

Media Contact.....N/A

Field Staff

Manager Robbie Robinson
 Pitching Coach Carlos Hernandez
 Pitching Coach Kevin Rodriguez
 Hitting Coach Asdrubal Estrada
 Coach Jimmy Alvarez
 Coach Jairo Rodriguez
 Athletic Trainer Wladimir Moralez
 Athletic Trainer Carlos Frias

MITCH GARVER: 2017 CEDAR RAPIDS ALUMNUS OF THE YEAR



Mitch Garver, catcher for the Minnesota Twins, is this year's Cedar Rapids Alumnus of the Year.

Garver was invited to Spring Training with the Twins in 2017 before joining Triple-A Rochester to start the regular season. He was the primary catcher for the Red Wings and also played in left field.

During his time in Rochester, Garver batted .291 with 17 home runs including a three-homer performance July 9, 2017 against the Syracuse Chiefs.

He was called up to the major leagues August 18 and debuted the next night as a pinch-hitter against the Arizona Diamondbacks. Garver stayed with Minnesota for the rest of the season and made the 25-man roster for the Twins' Wild Card Game at the New York Yankees.

Over his first 23 games with the Twins, he went 9-for-46 at the plate with three triples, one double, and three runs batted in. Garver's first MLB stint also featured a three-hit, three-run outing August 20 against the Chicago White Sox.

He also earned the 2017 Sherry Robertson Award as Twins Minor League Player of the Year along with a spot on the International League

Postseason All-Star Team.

2018 marks Garver's sixth season in professional baseball. He was a Midwest League All-Star with the Kernels in 2014, leading Cedar Rapids with a .298 batting average, 16 home runs, and 79 runs batted in.

Garver was drafted in the ninth round of the 2013 First-Year Player Draft out of the University of New Mexico.

PREVIOUS WINNERS	Year(s) in CR
1991 – Chris Sabo	1983
1992 – Willie Greene	1992
1993 – Chili Davis	1978
1994 – Paul O'Neill	1982
1995 – Reggie Sanders	1990
1996 – Trevor Hoffman.....	1991
1997 – Jason Dickson	1995
1998 – Reggie Jefferson.....	1987-88
1999 – Keith Lockhart.....	1986-87
2000 – Bengie Molina.....	1994-95
2001 – Shawn Wooten	1997
2002 – John Lackey.....	2000
2003 – Ramon Ortiz.....	1997
2004 – Dallas McPherson.....	2002
2005 – Bobby Jenks	2001
2006 – Howie Kendrick.....	2004
2007 – Trevor Hoffman.....	1991
2008 – Joe Saunders.....	2002
2009 – Mike Napoli	2001-02
2010 – Ervin Santana.....	2002
2011 – Mark Trumbo.....	2006-07
2012 – Mike Trout	2009-10
2013 – Mike Trout	2009-10
2014 – Mike Trout	2009-10
2015 – Tyler Duffey.....	2013
2016 – Max Kepler.....	2013



2017 MINNESOTA TWINS MINOR LEAGUE ORGANIZATIONAL LEADERS

Minnesota Twins
Organization Leaders
(As of 09/16/2017 10:44 PM EDT)

BATTING TOP 10 (minimum 2.7 PA/team game)

BATTER	CLUB	AVG	G	AB	R	H	HR	RBI
Robles, Alex	ELZ	.324	50	182	30	59	3	29
Baddoo, Akil	ELZ	.323	53	201	57	65	4	29
Rodriguez, Jonathan	CHA	.303	124	452	89	137	22	78
Arias, Jean Carlos	TWI	.298	48	168	30	50	5	32
Hague, Matt	ROC	.297	136	502	64	149	10	65
Palacios, Jermaine	FTM	.296	124	504	82	149	13	67
Wade, LaMonte	CHA	.292	117	424	74	124	7	67
Corcino, Edgar	CHA	.292	122	459	56	134	6	53
Diaz, Lewin	CR	.292	122	466	47	136	12	68
Rodriguez, Benjamin	TWI	.290	50	162	27	47	4	40

PITCHING TOP 10 (minimum 0.8 IP/team game)

PITCHER	CLUB	W-L	ERA	IP	H	BB	SO
Garcia, Pedro	TWI	6-2	2.59	48.2	26	17	41
Beeker, Clark	CR	12-4	2.63	143.2	129	23	93
Poppen, Sean	FTM	9-4	3.17	139.0	133	25	122
Rodriguez, Dereck	CHA	10-6	3.27	143.1	133	38	121
Colina, Edwar	ELZ	3-5	3.34	59.1	48	29	56
Slegers, Aaron	ROC	15-4	3.40	148.1	154	29	119
Hurlbut, David	ROC	10-8	3.44	130.2	152	30	103
Romero, Fernando	CHA	11-9	3.53	125.0	124	45	120
LeBlanc, Randy	CHA	7-6	3.57	123.2	138	35	81
Jorge, Felix	CHA	10-4	3.68	149.0	161	40	108

HOME RUNS

Rodriguez, Jonathan	CHA	22
Rooker, Brent	FTM	18
Garver, Mitch	ROC	17
Davis, Jaylin	FTM	15

2 others tied at 14.

WINS

Slegers, Aaron	ROC	15
Beeker, Clark	CR	12
Romero, Fernando	CHA	11

3 others tied at 10.

RBI

Rodriguez, Jonathan	CHA	78
Blankenhorn, Travis	CR	69
Diaz, Lewin	CR	68

3 others tied at 67.

SAVES

Curtiss, John	ROC	19
Lujan, Hector	CR	17
Hackimer, Tom	FTM	13
Anderson, Nick	CHA	11
Clay, Sam	FTM	9

STOLEN BASES

English, Tanner	FTM	35
Whitefield, Aaron	CR	33
Palacios, Jermaine	FTM	20
Granite, Zack	ROC	18
Lewis, Royce	CR	18

STRIKEOUTS

Turley, Nik	ROC	124
Poppen, Sean	FTM	122
Rodriguez, Dereck	CHA	121
Romero, Fernando	CHA	120
Slegers, Aaron	ROC	119

TEAM STATISTICS

TEAM BATTING	AVG	AB	R	H	HR	BB	SO	SB	CS	TEAM PITCHING	W-L	ERA	H	CG	SHO	SV	HR	BB	SO
Elizabethton	.288	2344	432	674	69	264	542	39	28	Chattanooga	91-49	3.09	1095	2	15	46	75	469	1157
Rochester	.261	4689	587	1226	103	435	1009	51	33	Cedar Rapids	75-65	3.26	1085	3	16	35	87	397	1088
Chattanooga	.255	4659	659	1190	90	610	1171	67	33	Rochester	80-62	3.39	1174	4	10	42	102	350	1128
GCL Twins	.253	1828	299	462	29	199	449	88	38	Fort Myers	75-60	3.45	1110	2	11	31	72	409	1027
Fort Myers	.251	4427	572	1109	68	410	1055	96	47	GCL Twins	35-23	3.74	415	0	5	19	19	246	437
Cedar Rapids	.247	4613	591	1139	112	395	1218	96	49	Elizabethton	41-27	3.86	529	0	4	12	47	240	598



MINNESOTA TWINS 2017 TEAM STATS

Copyright 2017 by Major League Baseball Advanced Media.

Minnesota Twins Individual Statistics As of: 02/28/2018 01:27 PM EST
Choose a highlighted category to sort. NOTE: Rate stats do not use qualifiers.

W-L Record: 85-77

BATTERS	AVG	G	AB	R	H	2B	3B	HR	RBI	TB	BB	IBB	SO	SB	CS	OBP	SLG	OPS	SF	SAC	GI									
																					HBP	DP	1B	2B	3B	SS	OF	C	E	
# Adrianza, Ehire	.265	70	162	30	43	9	2	2	24	62	16	1	25	8	1	.324	.383	.707	6	1	1	0	4	9	9	29	17	0	3	
Buxton, Byron	.253	140	462	69	117	14	6	16	51	191	38	2	150	29	1	.314	.413	.728	2	5	4	1	0	0	0	0	137	0	5	
* Castro, Jason	.242	110	356	49	86	22	0	10	47	138	45	1	108	0	0	.333	.388	.720	1	1	4	10	0	0	0	0	0	108	3	
Dozier, Brian	.271	152	617	106	167	30	4	34	93	307	78	6	141	16	7	.359	.498	.856	2	0	8	11	0	152	0	0	0	0	5	
# Escobar, Eduardo	.254	129	457	62	116	16	5	21	73	205	33	3	98	5	1	.309	.449	.758	3	1	5	5	0	9	79	16	2	1	6	
Garver, Mitch	.196	23	46	5	9	1	3	0	3	16	6	0	15	0	0	.288	.348	.636	0	0	0	1	3	0	0	0	2	13	2	
Gimenez, Chris	.220	74	186	28	41	9	0	7	16	71	33	0	60	1	0	.350	.382	.731	0	2	4	3	7	0	1	0	5	59	1	
# Goodrum, Niko	.059	11	17	1	1	0	0	0	0	1	1	0	10	0	0	.111	.059	.170	0	0	0	0	0	8	0	0	1	0	0	
* Granite, Zack	.237	40	93	14	22	2	0	1	13	27	12	0	9	2	2	.321	.290	.611	1	1	0	6	0	0	0	0	32	0	1	
# Grossman, Robbie	.246	119	382	62	94	22	1	9	45	145	67	0	79	3	1	.361	.380	.741	2	2	3	6	0	0	0	0	53	0	4	
* Kepler, Max	.243	147	511	67	124	32	2	19	69	217	47	2	114	6	1	.312	.425	.737	3	1	6	5	0	0	0	0	143	0	2	
* Mauer, Joe	.305	141	525	69	160	36	1	7	71	219	66	3	83	2	1	.384	.417	.801	3	0	3	17	125	0	0	0	0	0	2	
# Polanco, Jorge	.256	133	488	60	125	30	3	13	74	200	41	1	78	13	5	.313	.410	.723	6	7	2	7	0	0	0	130	0	0	18	
* Rosario, Eddie	.290	151	542	79	157	33	2	27	78	275	35	1	106	9	8	.328	.507	.836	8	4	0	10	0	0	0	0	150	0	4	
Sano, Miguel	.264	114	424	75	112	15	2	28	77	215	54	5	173	0	0	.352	.507	.859	1	0	4	12	9	0	82	0	0	0	9	
# Santana, Danny	.200	13	25	3	5	1	0	1	1	9	1	0	8	1	0	.231	.360	.591	0	0	0	1	0	1	1	0	10	0	1	
# Vargas, Kennys	.253	78	241	33	61	13	0	11	41	107	20	1	77	0	0	.314	.444	.758	1	0	2	10	40	0	0	0	0	0	2	
Team Total	.260	162	5557	815	1444	286	31	206	781	2410	593	26	1342	95	28	.334	.434	.768	39	26	46	105							78	

PITCHERS	W	L	ERA	G	GS	CG	SHO	SV	SVO	IP	H	R	ER	HR	HB	BB	IBB	SO	BK	WP	GO/AO	DP	WHIP	AVG	AB	TBF	SF	GF	HLD
Berrios, Jose	14	8	3.89	26	25	0	0	0	0	145.2	131	71	63	15	13	48	0	139	1	7	0.75	13	1.23	.239	548	616	4	0	0
* Boshers, Buddy	1	0	4.89	38	0	0	0	0	0	35.0	37	20	19	7	2	10	1	28	0	2	1.11	2	1.34	.268	138	153	2	1	3
1 * Breslow, Craig	1	1	5.23	30	0	0	0	0	1	31.0	38	19	18	4	2	12	2	18	0	1	0.83	1	1.61	.306	124	143	4	8	0
Busenitz, Alan	1	1	1.99	28	0	0	0	0	1	31.2	22	9	7	4	0	9	0	23	0	2	0.68	3	0.98	.206	107	121	5	10	2
Colon, Bartolo	5	6	5.18	15	15	1	0	0	0	80.0	100	46	46	17	0	15	0	47	1	0	0.75	4	1.44	.302	331	349	1	0	0
Curtiss, John	0	0	8.31	9	0	0	0	0	0	8.2	9	8	8	2	1	2	0	10	0	2	0.45	0	1.27	.257	35	38	0	4	0
Duffey, Tyler	2	3	4.94	56	0	0	0	1	3	71.0	79	41	39	9	1	18	5	67	0	4	1.13	4	1.37	.275	287	310	3	7	12
1 * Enns, Dietrich	0	0	6.75	2	1	0	0	0	0	4.0	7	4	3	2	0	1	0	2	0	0	0.57	0	2.00	.350	20	21	0	0	0
1 * Garcia, Jaime	1	0	4.05	1	1	0	0	0	0	6.2	8	3	3	0	0	3	0	7	0	0	0.83	2	1.65	.308	26	29	0	0	0
Gee, Dillon	3	2	3.22	14	3	0	0	1	1	36.1	37	14	13	4	2	9	0	31	0	0	0.85	5	1.27	.268	138	151	2	2	1
T Gee, Dillon	3	2	3.47	18	4	0	0	1	1	49.1	54	24	19	8	4	15	0	41	0	0	1.04	7	1.40	.283	191	212	2	4	1
Gibson, Kyle	12	10	5.07	29	29	0	0	0	0	158.0	182	93	89	24	6	60	0	121	0	4	1.51	26	1.53	.292	624	693	2	0	0
Gimenez, Chris	0	0	7.20	6	0	0	0	0	0	5.0	7	4	4	1	0	0	0	0	0	0	0.36	0	1.40	.318	22	22	0	6	0
Haley, Justin	0	0	6.00	10	0	0	0	1	1	18.0	22	12	12	3	1	6	0	14	0	0	1.00	3	1.56	.301	73	81	1	5	0
Heston, Chris	0	0	0.00	1	0	0	0	0	0	1.0	1	0	0	0	0	0	0	0	0	0	2.00	0	1.00	.250	4	4	0	0	0
T Heston, Chris	0	1	16.50	3	1	0	0	0	0	6.0	15	12	11	3	0	5	0	3	0	0	1.14	0	3.33	.455	33	38	0	0	0
Hildenberger, Trevor	3	3	3.21	37	0	0	0	1	3	42.0	38	15	15	4	4	6	2	44	0	1	2.55	6	1.05	.241	158	170	1	8	12
Hughes, Phil	4	3	5.87	14	9	0	0	0	0	53.2	72	38	35	12	1	13	2	38	0	0	0.56	1	1.58	.316	228	244	1	3	0
Jorge, Felix	1	0	10.57	2	2	0	0	0	0	7.2	14	9	9	4	0	2	0	4	0	0	1.00	3	2.09	.412	34	36	0	0	0
Kintzler, Brandon	2	2	2.78	45	0	0	0	28	32	45.1	41	15	14	3	2	11	1	27	0	1	1.66	6	1.15	.246	167	182	2	41	0
* Mejia, Adalberto	4	7	4.50	21	21	0	0	0	0	98.0	110	52	49	13	5	44	4	85	2	2	0.90	9	1.57	.281	391	443	3	0	0
Melville, Tim	0	1	13.50	1	1	0	0	0	0	3.1	4	5	5	1	1	3	0	4	0	0	2.00	0	2.10	.286	14	18	0	0	0
* Moya, Gabriel	0	0	4.26	7	0	0	0	1	1	6.1	5	3	3	2	0	2	0	5	1	0	0.56	0	1.11	.208	24	26	0	5	0
* Perkins, Glen	0	0	9.53	8	0	0	0	0	0	5.2	8	6	6	0	3	5	0	2	0	0	0.60	0	2.29	.320	25	34	1	3	0
Pressly, Ryan	2	3	4.70	57	0	0	0	0	1	61.1	52	34	32	10	3	19	5	61	0	5	1.34	7	1.16	.229	227	252	1	10	6
* Rogers, Taylor	7	3	3.07	69	0	0	0	0	4	55.2	52	20	19	6	3	21	5	49	0	1	0.93	4	1.31	.246	211	237	0	7	30
* Rosario, Randy	0	0	30.86	2	0	0	0	0	0	2.1	7	8	8	1	1	0	0	2	0	0	1.50	0	3.00	.500	14	15	0	1	0
Rucinski, Drew	0	0	10.38	2	0	0	0	0	0	4.1	10	5	5	2	0	2	0	5	0	0	1.00	1	2.77	.476	21	23	0	1	0
Santana, Ervin	16	8	3.28	33	33	5	3	0	0	211.1	177	85	77	31	8	61	2	167	1	12	0.88	8	1.13	.225	786	864	4	0	0
* Santiago, Hector	4	8	5.63	15	14	0	0	0	0	70.1	70	44	44	15	5	31	0	51	1	0	0.47	3	1.44	.255	274	311	1	1	0
Slegers, Aaron	0	1	6.46	4	3	0	0	0	0	15.1	12	12	11	3	0	6	0	9	0	0	1.12	1	1.17	.211	57	63	0	0	0
1 Tepesch, Nick	0	1	5.40	1	1	0	0	0	0	1.2	5	7	1	1	0	2	0	2	0	0	1.00	0	4.20	.455	11	13	0	0	0
Tonkin, Michael	0	1	5.14	16	0	0	0	0	0	21.0	22	15	12	6	1	12	0	24	0	2	0.65	2	1.62	.265	83	97	1	8	0
* Turley, Nik	0	2	11.21	10	3	0	0	0	0	17.2	30	22	22	5	2	8	1	13	0	2	1.40	4	2.15	.395	76	89	2	3	0
* Wheeler, Jason	0	0	9.00	2	0	0	0	0	0	3.0	6	5	3	1	0	4	0	0	0	0	1.00	1	3.33	.429	14	18	0	1	0
* Wilk, Adam	0	1	7.84	3	1	0	0	0	0	10.1	16	9	9	3	0	8	1</												



ROCHESTER RED WINGS 2017 TEAM STATS

Copyright 2017 by Major League Baseball Advanced Media.

Rochester Red Wings Individual Statistics As of: 09/20/2017 07:12 PM GMT
Choose a highlighted category to sort. NOTE: Rate stats do not use qualifiers.

W-L Record: 80-62

		GI																										—GAMES BY POSITION—									
BATTERS		AVG	G	AB	R	H	2B	3B	HR	RBI	TB	BB	IBB	SO	SB	CS	OBP	SLG	OPS	SF	SAC	HBP	DP	1B	2B	3B	SS	OF	C	E							
#	<u>Adrianza, Ehire</u>	.216	10	37	1	8	0	0	0	3	8	6	0	11	0	1	.326	.216	.542	0	1	0	1	0	1	1	2	4	0	0							
*	<u>Berry, Quintin</u>	.194	14	36	5	7	1	1	0	0	10	4	0	11	1	2	.275	.278	.553	0	0	0	0	0	0	0	0	13	0	0							
	<u>Buxton, Byron</u>	.417	3	12	3	5	0	0	2	3	11	1	0	3	0	0	.462	.917	1.378	0	0	0	0	0	0	0	0	3	0	0							
#	<u>Corcino, Edgar</u>	.224	20	58	2	13	1	1	0	3	16	1	0	14	0	0	.237	.276	.513	0	0	0	2	0	0	0	0	19	0	0							
	<u>Field, Tommy</u>	.231	115	402	50	93	29	0	6	32	140	30	1	89	4	0	.296	.348	.644	3	4	8	13	0	55	31	15	9	0	7							
	<u>Garver, Mitch</u>	.291	88	320	56	93	29	0	17	45	173	50	0	85	2	0	.387	.541	.928	1	0	1	11	5	0	0	0	14	67	4							
1 #	<u>Gonzalez, Bengie</u>	.229	67	201	15	46	6	3	0	15	58	19	0	34	2	2	.293	.289	.581	2	1	0	2	0	25	7	33	0	0	3							
#	<u>Goodrum, Nike</u>	.265	127	461	71	122	25	5	13	66	196	30	0	119	11	7	.309	.425	.734	5	1	2	6	3	37	20	9	62	0	11							
*	<u>Granite, Zack</u>	.338	71	284	46	96	16	4	5	29	135	24	1	34	15	6	.392	.475	.867	0	4	1	2	0	0	0	0	70	0	1							
#	<u>Grossman, Robbie</u>	.143	2	7	2	1	0	0	0	1	2	0	2	0	0	0	.333	.143	.476	0	0	0	0	0	0	0	0	0	0	0							
	<u>Hague, Matt</u>	.297	136	502	64	149	30	0	10	65	209	61	1	75	8	2	.373	.416	.789	10	0	6	18	47	0	35	0	20	0	5							
	<u>Michael, Levi</u>	.244	12	41	4	10	1	0	1	6	14	3	0	11	1	0	.289	.341	.630	1	0	0	0	0	0	0	0	12	0	1							
	<u>Murphy, John Ryan</u>	.222	59	194	21	43	9	0	4	27	64	22	0	36	0	0	.298	.330	.628	2	0	0	6	0	0	0	0	0	53	4							
*	<u>Palka, Daniel</u>	.274	84	332	47	91	13	3	11	42	143	27	3	80	1	2	.329	.431	.759	2	0	1	4	0	0	0	0	79	0	3							
	<u>Park, ByungHo</u>	.253	111	419	48	106	22	2	14	60	174	28	0	130	0	0	.308	.415	.723	2	0	6	16	56	0	0	0	2	0	0							
	<u>Paulino, Carlos</u>	.063	5	16	2	1	0	0	0	0	1	1	0	8	0	0	.118	.063	.180	0	2	0	0	0	0	0	0	0	0	5	1						
*	<u>Paulsen, Ben</u>	.230	22	74	6	17	6	0	3	12	32	5	1	16	0	0	.278	.432	.711	0	0	0	1	8	0	0	0	13	0	2							
	<u>Recker, Anthony</u>	.286	19	70	9	20	9	0	0	8	29	4	0	15	0	0	.333	.414	.748	2	0	2	2	0	0	0	0	0	19	1							
T	<u>Recker, Anthony</u>	.244	60	209	29	51	17	1	4	18	82	15	0	63	1	0	.312	.392	.704	3	0	7	7	0	0	0	0	0	56	3							
	<u>Reginato, Leonardo</u>	.303	86	277	28	84	15	0	3	38	108	30	0	52	0	4	.369	.390	.758	4	3	1	11	0	26	59	2	0	0	8							
	<u>Rodriguez, Jonathan</u>	.167	5	18	2	3	0	0	1	2	6	1	0	5	0	0	.250	.333	.583	0	0	1	1	2	0	0	0	0	0	0	0						
*	<u>Shuck, J.B.</u>	.259	123	424	41	110	26	4	4	37	156	41	2	43	4	1	.325	.368	.693	6	1	3	6	0	0	0	0	119	0	3							
	<u>Strausborger, Ryan</u>	.074	11	27	2	2	1	0	0	2	3	3	0	11	0	1	.167	.111	.278	0	0	0	0	0	0	0	0	11	0	0							
#	<u>Vargas, Kennys</u>	.253	51	178	26	45	8	1	9	28	82	31	1	53	0	0	.360	.461	.821	2	0	0	5	29	0	0	0	0	0	0							
#	<u>Vielma, Engelb</u>	.206	87	296	36	61	12	2	0	17	77	11	0	72	2	5	.233	.260	.493	5	1	1	6	0	2	0	84	0	0	9							
*	<u>Walker, Ryan</u>	.000	2	3	0	0	0	0	0	0	0	0	0	0	0	0	.000	.000	.000	0	0	0	0	0	0	0	0	0	0	0							
	Team Total	.261	142	4689	587	1226	259	26	103	541	1846	435	10	1009	51	33	.326	.394	.719	47	18	33	113							72							
PITCHERS		W	L	ERA	G	GS	CG	SHO	SV	SVO	IP	H	R	ER	HR	HB	BB	IBB	SO	BK	WP	GO/AO	DP	WHIP	AVG	AB	TBF	SF	GF	HLD							
	<u>Bard, Luke</u>	0	0	3.46	8	0	0	0	0	0	13.0	13	5	5	1	1	4	0	21	0	0	0.50	0	1.31	.255	51	57	1	2	1							
	<u>Baxendale, D.J.</u>	1	3	2.98	29	4	0	0	1	1	54.1	54	24	18	2	1	15	1	40	0	4	1.43	9	1.27	.262	206	224	2	7	4							
	<u>Berrios, Jose</u>	3	0	1.13	6	6	0	0	0	0	39.2	24	8	5	2	0	8	0	39	0	0	0.80	1	0.81	.169	142	152	2	0	0							
*	<u>Boshers, Buddy</u>	0	0	3.68	18	0	0	0	0	0	14.2	16	6	6	1	0	8	0	15	0	2	2.25	1	1.64	.281	57	65	0	3	5							
1 *	<u>Breslow, Craig</u>	0	0	3.38	3	0	0	0	0	0	2.2	1	1	1	0	0	1	0	2	0	0	1.00	0	0.75	.111	9	10	0	0	1							
	<u>Busenitz, Alan</u>	3	0	1.78	24	0	0	0	2	2	35.1	19	7	7	0	2	10	0	39	0	6	0.88	3	0.82	.161	118	132	1	7	6							
*	<u>Chapman, Kevin</u>	0	1	5.56	9	0	0	0	0	0	11.1	13	9	7	0	1	5	0	14	0	0	0.90	0	1.59	.283	46	52	0	2	1							
T *	<u>Chapman, Kevin</u>	0	1	6.65	18	0	0	0	0	0	23.0	27	19	17	1	2	8	0	24	0	1	1.28	2	1.52	.297	91	102	1	5	2							
	<u>Chargois, J.T.</u>	0	0	0.00	2	0	0	0	1	1	2.2	1	0	0	0	0	1	0	2	0	0	0.25	0	0.75	.125	8	9	0	1	0							
	<u>Colon, Bartolo</u>	0	1	9.82	1	1	0	0	0	0	3.2	4	4	4	1	0	2	0	5	0	0	0.20	0	1.64	.267	15	17	0	0	0							
	<u>Curtiss, John</u>	0	0	1.85	18	0	0	0	6	7	24.1	11	5	5	0	0	10	0	33	0	3	1.05	0	0.86	.131	84	95	1	13	2							
	<u>Eades, Ryan</u>	2	0	1.13	2	1	0	0	0	0	8.0	6	1	1	0	0	2	0	9	0	1	1.00	0	1.00	.207	29	31	0	0	0							
*	<u>Enns, Dietrich</u>	0	1	2.31	3	1	1	0	1	1	11.2	13	3	3	2	0	4	0	9	0	0	1.09	2	1.46	.289	45	49	0	1	1							
T *	<u>Enns, Dietrich</u>	1	2	2.29	10	8	1	0	1	1	51.0	43	14	13	3	2	14	0	46	0	0	1.06	5	1.12	.226	190	206	0	1	1							
	<u>Fernandez, Raul</u>	0	0	3.72	7	0	0	0	0	0	9.2	11	4	4	2	1	1	0	6	0	0	1.30	1	1.24	.289	38	42	0	2	0							
	<u>Gee, Dillon</u>	3	1	2.00	5	5	0	0	0	0	27.0	24	6	6	1	3	3	0	20	0	0	0.70	1	1.00	.240	100	106	0	0	0							
	<u>Gibson, Kyle</u>	1	2	2.08	3	3	0	0	0	0	17.1	13	4	4	1	0	5	0	23	0	0	2.38	1	1.04	.206	63	68	0	0	0							
*	<u>Gonsalves, Stephen</u>	1	2	5.56	5	4	0	0	0	0	22.2	27	14	14	4	0	8	0	22	0	0	0.63	0	1.54	.293	92	101	0	0	0							
1	<u>Haley, Justin</u>	1	0	3.63	5	4	0	0	0	0	17.1	17	8	7	3	0	3	0	11	0	1	1.24	3	1.15	.258	66	69	0	0	0							
	<u>Heston, Chris</u>	0	3	10.00	8	6	0	0	0	0	27.0	56	32	30	8	0	15	0	12	0	2	1.31	6	2.63	.448	125	143	3	0	0							
	<u>Hildenberger, Trevor</u>	2	1	2.05	21	0	0	0	6	7	30.2	27	7	7	1	1	8	1	35	0	1	1.50	2	1.14	.235	115	126	1	10	3							
	<u>Hughes, Phil</u>	0	0	3.00	3	0	0	0	0	0	3.0	3	1	1	1	0	2	0	1	0	0	0.14	0	1.67	.250	12	14	0	0	2							
*	<u>Hurlbut, David</u>	10	8	3.44	23	22	0	0	0	0	130.2	152	58	50	6	1	30	1	103	0	4	1.21	15	1.39	.292	520	556	3	0	0							
	<u>Jorgs, Felix</u>	0	1	5.02	3	3	0	0	0	0	14.1	19	8	8	3	0	3	0	9	0	0	1.07	2	1.53	.339	56	60	1	0	0							
	<u>Kohn, Michael</u>	0	1	9.00	1	0	0	0	0	0	1.0	1	1	1	1	0	1	0	1	0	0	0.00	0	2.00	.333	3	4	0	0	0							
*	<u>Mejia, Adalberto</u>	1	1	2.83	6	6	0	0	0	0	28.2	26	9	9	1	0	6	0	22	0	1	1.40	4	1.12	.241	108	114	0	0	0							
*	<u>Melotakis, Mason</u>	2	0	4.07	21	0	0	0	1	1	24.1	22	11	11	1	2	12	0	23	0	3	0.92	4	1.40	.242												



CHATTANOOGA LOOKOUTS

2017 TEAM STATS

Copyright 2017 by Major League Baseball Advanced Media.

Chattanooga Lookouts Individual Statistics As of: 09/20/2017 05:20 PM EDT
 Choose a highlighted category to sort. NOTE: Rate stats do not use qualifiers.

W-L Record: 91-49

BATTERS	AVG																GAMES BY POSITION												
	AVG	G	AB	R	H	2B	3B	HR	RBI	TB	BB	IBB	SO	SB	CS	OBP	SLG	OPS	SF	SAC	HBP	DP	1B	2B	3B	SS	OF	C	E
# Corcino, Edgar	.302	102	401	54	121	19	1	6	50	160	38	2	66	4	3	.361	.399	.760	5	1	2	13	0	0	0	0	93	0	1
English, Tanner	.129	24	62	11	8	2	1	0	3	12	8	0	26	6	1	.236	.194	.430	1	2	1	1	0	0	0	0	22	0	0
* Gamache, Dan	.206	54	199	16	41	10	2	0	29	55	23	4	46	0	0	.286	.276	.562	2	1	0	10	13	1	17	0	0	0	4
# Garcia, Kevin	.154	4	13	2	2	0	0	0	1	2	2	0	2	0	0	.267	.154	.421	0	0	0	0	0	0	0	0	0	0	0
Gonzalez, Jose	.156	25	77	9	12	1	0	1	6	16	9	0	28	0	1	.250	.208	.458	1	0	1	2	0	0	0	0	0	25	0
* Gordon, Nick	.270	122	519	80	140	29	8	9	66	212	53	2	134	13	7	.341	.408	.749	2	0	4	12	0	14	0	104	0	0	22
Harrison, Travis	.178	83	276	34	49	20	1	3	26	80	44	1	98	4	2	.314	.290	.604	2	1	12	7	0	0	0	0	57	0	2
Michael, Levi	.264	88	295	45	78	14	1	6	43	112	33	1	85	7	4	.362	.380	.741	0	1	12	7	0	14	0	0	69	0	2
* Molina, Nelson	.273	3	11	0	3	0	0	0	0	3	1	0	2	0	0	.333	.273	.606	0	0	0	1	0	0	3	0	0	0	3
Murphy, Max	.252	52	206	28	52	13	3	1	28	74	18	1	47	0	0	.317	.359	.677	3	0	3	5	0	0	0	0	48	0	0
Navarro, Brian	.260	29	102	11	21	2	0	2	10	29	9	0	18	0	0	.281	.284	.565	1	2	2	8	0	0	0	0	0	29	3
Olson, Brian	.200	5	15	1	3	1	0	0	1	4	0	0	9	0	0	.294	.267	.561	0	0	2	1	0	0	0	0	0	4	0
Paulino, Carlos	.350	26	80	11	28	5	0	0	11	33	12	1	12	0	0	.438	.413	.850	2	1	2	2	0	0	0	0	0	25	2
Perez, Alex	.272	40	125	21	34	5	0	0	11	39	25	1	27	0	0	.395	.312	.707	4	0	3	4	0	37	0	0	0	0	3
Rodriguez, Jonathan	.309	119	434	87	134	31	0	21	76	228	80	2	113	2	0	.414	.525	.939	7	0	3	14	94	0	0	0	0	0	7
Rohlfing, Dan	.142	66	225	21	32	3	1	4	18	49	22	0	98	0	0	.220	.218	.438	2	1	1	8	4	0	0	0	0	63	4
Strausborger, Ryan	.265	30	98	16	26	6	1	1	7	37	17	0	34	5	2	.387	.378	.764	1	0	3	2	0	0	0	0	29	0	0
# Vielma, Engelb	.286	34	119	7	34	5	0	0	18	39	14	0	13	1	3	.362	.328	.690	3	3	2	2	0	14	0	19	0	0	5
* Wade, LaMonte	.292	117	424	74	124	22	3	7	67	173	76	5	71	9	2	.397	.408	.805	11	3	5	10	0	0	0	0	105	0	1
* Walker, Ryan	.234	108	376	48	88	13	6	3	35	122	51	0	85	12	4	.328	.324	.652	5	0	4	6	0	62	29	18	0	0	7
White, T.J.	.276	96	366	44	101	26	4	14	65	177	38	2	84	2	4	.358	.484	.842	2	0	10	8	4	0	93	0	0	0	10
* Wilkins, Andy	.254	61	232	39	59	15	0	12	44	110	37	1	70	2	0	.358	.474	.832	3	0	2	5	29	0	0	0	3	0	1
Team Total	.255	140	4659	659	1190	242	32	90	615	1766	610	23	1171	67	33	.347	.379	.726	57	16	74	128							90

PITCHERS	W L ERA G GS CG SHO SV SVO IP H R ER HR HB BB IBB SO BK WP GO/AO DP WHIP AVG AB TBF SF GF HLD																												
	W	L	ERA	G	GS	CG	SHO	SV	SVO	IP	H	R	ER	HR	HB	BB	IBB	SO	BK	WP	GO/AO	DP	WHIP	AVG	AB	TBF	SF	GF	HLD
Anderson, Nick	2	1	1.07	29	0	0	0	9	9	33.2	19	4	4	0	1	7	0	37	0	1	0.69	1	0.77	.165	115	125	1	20	2
Bard, Luke	4	3	2.58	33	0	0	0	5	6	52.1	50	16	15	4	5	20	3	78	0	3	0.56	1	1.34	.250	200	228	1	20	3
Baxendale, D.J.	0	0	1.27	6	3	0	0	0	0	21.1	20	4	3	0	0	4	0	17	0	0	0.83	2	1.13	.253	79	85	2	1	0
Burdi, Nick	2	0	0.53	14	0	0	0	1	2	17.0	9	1	1	1	0	4	1	20	0	0	1.00	2	0.76	.161	56	61	0	9	2
* Clay, Sam	1	0	15.43	3	0	0	0	0	0	2.1	2	4	4	0	0	13	0	4	0	2	2.00	1	6.43	.250	8	21	0	1	0
Clemens, Paul	3	0	2.87	17	8	0	0	2	3	53.1	47	21	17	5	5	23	0	42	0	5	0.76	3	1.31	.240	196	229	1	6	1
Curtiss, John	2	0	0.72	21	0	0	0	13	13	25.0	12	3	2	0	0	12	0	35	0	3	1.11	1	0.96	.140	86	99	0	19	1
Eades, Ryan	4	3	3.63	28	8	0	0	0	1	79.1	59	33	32	3	2	31	0	58	0	2	0.59	4	1.13	.209	282	323	3	3	4
Fernandez, Raul	3	2	4.23	21	0	0	0	1	5	38.1	39	19	18	6	2	23	1	43	0	4	1.46	2	1.62	.273	143	171	0	6	1
* Gonsalves, Stephen	8	3	2.68	15	15	0	0	0	0	87.1	67	28	26	7	4	23	0	96	0	5	0.53	2	1.03	.207	323	352	1	0	0
* Jay, Tyler	0	0	4.50	2	0	0	0	0	0	2.0	1	1	1	1	0	3	0	2	0	1	1.00	0	2.00	.143	7	10	0	1	0
Jorge, Felix	10	3	3.54	22	22	0	0	0	0	134.2	142	57	53	11	2	37	0	99	1	4	1.38	14	1.33	.273	520	563	1	0	0
LeBlanc, Randy	5	4	3.99	19	11	0	0	1	79.0	89	38	35	1	4	24	0	49	0	4	1.26	8	1.43	.292	305	340	4	1	1	
Littell, Zack	5	0	2.81	7	7	0	0	0	0	41.2	33	16	13	1	5	18	0	33	1	3	1.50	7	1.22	.223	148	174	2	0	0
* McIver, Anthony	1	0	0.00	3	0	0	0	0	0	6.0	3	0	0	0	2	0	5	0	0	1.00	0	0.83	.136	22	24	0	0	1	
* Melotakis, Mason	3	1	2.42	21	0	0	0	5	7	26.0	15	9	7	2	1	9	0	31	1	2	1.56	2	0.92	.163	92	102	0	12	1
* Moya, Gabriel	2	0	0.61	13	0	0	0	7	7	14.2	8	1	1	1	0	3	0	19	0	0	0.73	1	0.75	.157	51	56	1	12	0
T * Moya, Gabriel	6	1	0.77	47	0	0	0	24	24	58.1	30	6	5	2	1	15	0	87	1	2	0.83	3	0.77	.150	200	219	1	38	3
Muren, Alex	2	0	3.00	8	0	0	0	0	1	15.0	16	5	5	2	0	4	0	13	0	1	1.90	2	1.33	.281	57	62	0	2	0
Murphy, Max	1	0	0.00	1	0	0	0	0	0	1.0	0	0	0	0	0	1	0	1	0	0	2.00	0	1.00	.000	2	4	0	1	0
Perez, Alex	0	0	0.00	1	0	0	0	0	0	2.0	0	0	0	0	0	1	0	0	0	0	0.20	0	0.50	.000	6	7	0	0	0
* Perkins, Glen	0	1	6.75	3	0	0	0	0	0	2.2	1	2	2	0	0	3	0	3	0	0	0.67	0	1.50	.125	8	12	0	0	0
Pino, Yohan	1	1	2.57	3	1	0	0	0	0	7.0	5	2	2	1	0	0	0	8	0	0	0.20	0	0.71	.200	25	25	0	0	0
Reed, Jake	1	0	2.45	5	0	0	0	1	2	7.1	4	2	2	0	1	6	0	8	0	1	0.40	0	1.36	.154	26	33	0	2	1
Rodriguez, Dereck	5	4	3.94	15	13	0	0	0	0	75.1	74	36	33	9	3	27	0	62	0	4	0.97	3	1.34	.255	290	322	1	0	0
Romero, Fernando	11	9	3.53	24	23	1	1	0	0	125.0	124	59	49	4	10	45	0	120	1	4	1.56	9	1.35	.256	484	545	3	0	0
* Rosario, Randy	1	0	4.08	32	0	0	0	1	3	57.1	57	29	26	4	3	23	0	45	0	4	1.34	6	1.40	.261	218	245	1	8	5
Stashak, Cody	0	0	0.00	3	0	0	0	0	0	6.0	4	0	0	0	0	0	0	10	0	0	0.33	0	0.67	.190	21	22	0	0	0
Steele, Keaton	0	0	1.29	4	0	0	0	1	1	7.0	7	3	1	0	0	2	0	3	0	1	0.89	1	1.29	.280	25	29	1	2	0
Stewart, Kohl	5	6	4.09	16	16	0	0	0	0	77.0	72	41	35	4	4	45	0	52	0	13	1.53	7	1.52	.253	285	335	0	0	0
* Thorpe, Lewis	1	0	6.00	1	1	0	0	0	0	6.0	5	4	4	2	0	2	0	7	0	0	0.38	0	1.17	.217	23	25	0	0	0
* Tracy, Matt	3	4	4.04	13	9	0	0	0	0	62.1	63	34	28	6	2	22	0	53	0	0	0.74	7	1.36	.269	234	262	2	2	0
* Turley, Nik	0	1	0.37	5	3																								



FORT MYERS MIRACLE 2017 TEAM STATS

Copyright 2017 by Major League Baseball Advanced Media.

Fort Myers Miracle Individual Statistics As of: 09/16/2017 10:37 AM EDT

W-L Record: 75-60

Choose a highlighted category to sort. NOTE: Rate stats do not use qualifiers.

BATTERS	AVG	G	AB	R	H	2B	3B	HR	RBI	TB	BB	IBB	SO	SB	CS	OBP	SLG	OPS	SF	SAC	HBP	DP	GI ---GAMES BY POSITION---									
																							1B	2B	3B	SS	OF	C	E			
# Adrianza, Ehire	.400	3	15	5	6	2	0	0	1	8	0	0	0	1	0	.400	.533	.933	0	0	0	0	1	1	1	0	0	0				
Alvarez, Jhon	.000	1	3	0	0	0	0	0	0	0	0	0	0	0	0	.000	.000	.000	0	0	0	1	0	0	0	0	1	0				
* Arraez, Luis	.385	3	13	1	5	0	1	0	1	7	0	0	0	0	0	.385	.538	.923	0	0	0	0	0	3	0	0	0	0				
Cronin, Joe	.333	1	3	0	1	0	0	0	0	1	0	0	1	0	0	.333	.333	.667	0	0	0	0	0	0	0	0	1	0				
Davis, Jaylin	.237	59	215	26	51	8	2	3	25	72	12	0	70	1	1	.288	.335	.622	2	0	4	8	0	0	0	0	58	0				
English, Tanner	.215	92	298	49	64	16	4	8	42	112	42	0	113	29	4	.330	.376	.705	2	4	10	0	0	0	0	0	92	0				
# Garcia, Kevin	.254	58	193	22	49	0	1	0	16	51	18	0	22	3	1	.318	.264	.582	2	2	1	9	0	0	0	0	0	49	2			
* Granite, Zack	.368	5	19	2	7	1	1	0	1	10	2	0	2	3	0	.429	.526	.955	0	0	0	0	0	0	0	0	5	0				
* Hazard, Justin	.125	2	8	0	1	0	0	0	0	1	0	0	1	0	0	.125	.125	.250	0	0	0	0	0	0	0	0	0	2	1			
* Hutcheon, Dane	.000	4	9	0	0	0	0	0	0	0	0	0	2	0	0	.000	.000	.000	0	0	0	0	0	1	0	0	0	2	0			
Kennedy, Shane	.209	42	139	22	29	5	2	2	14	44	20	1	60	10	4	.319	.317	.636	1	0	3	1	0	0	5	2	22	0				
Kihle, Daniel	.206	44	141	10	29	8	0	4	18	49	13	0	39	2	0	.283	.348	.631	2	0	3	3	0	0	0	0	42	0				
* Kranson, Mitchell	.254	58	213	26	54	8	0	4	27	74	20	1	32	0	1	.319	.347	.667	3	1	2	2	12	0	0	0	0	22	2			
Lopez, Brandon	.263	59	213	29	56	9	1	0	26	67	30	0	56	0	1	.366	.315	.681	4	3	7	8	0	4	55	0	0	4	4			
Miller, Sean	.262	122	451	51	118	17	2	2	38	145	23	0	81	3	7	.299	.322	.621	4	3	3	3	0	54	0	68	3	0				
* Molina, Nelson	.243	84	284	35	69	8	4	4	33	97	14	0	45	4	2	.285	.342	.626	1	1	3	10	1	36	26	7	17	0	9			
# Montesino, Ariel	.400	2	5	0	2	0	0	0	1	2	1	0	1	0	0	.500	.400	.900	0	0	0	0	0	1	0	0	1	0	0			
Murphy, Max	.307	78	300	52	92	16	3	5	34	129	30	2	76	9	2	.390	.430	.820	2	0	12	7	0	0	0	0	77	0	0			
Navarro, Brian	.210	65	219	20	46	11	0	2	18	63	11	0	45	1	1	.255	.288	.543	2	2	3	7	1	0	0	0	0	61	3			
Olson, Brian	.300	3	10	1	3	0	0	0	0	3	0	0	3	0	0	.300	.300	.600	0	0	0	0	0	0	0	0	0	3	0			
Palacios, Jermaine	.269	62	245	30	66	8	4	2	28	88	10	0	53	11	7	.303	.359	.662	3	2	3	4	0	0	0	62	0	0	9			
Paul, Chris	.328	61	238	35	78	18	2	4	32	112	15	1	44	1	5	.380	.471	.851	3	1	7	2	14	0	33	0	6	0	10			
* Perez, Alex	.252	56	202	26	51	7	1	0	15	60	26	0	49	1	3	.343	.297	.641	0	0	2	9	0	40	2	0	13	0	6			
Rooker, Brent	.280	40	143	23	40	6	0	11	35	79	16	2	47	0	0	.364	.552	.917	0	0	3	2	11	0	0	0	16	0	1			
* Scoggins, Casey	.213	17	61	8	13	3	0	0	4	16	11	0	12	3	3	.333	.262	.596	0	0	0	4	0	0	0	0	17	0	2			
* Strong, Bradley	.250	25	92	11	23	4	0	2	10	33	8	0	28	5	1	.310	.359	.669	0	1	0	1	0	0	0	0	19	0	1			
Valera, Rafael P	.212	42	137	18	29	3	4	1	11	43	14	0	38	1	2	.299	.314	.613	2	2	4	2	1	4	17	0	6	3	4			
Vavra, Trey	.132	32	106	11	14	2	0	1	8	19	12	0	31	0	0	.262	.179	.441	1	0	7	4	20	0	0	0	0	0	2			
Wiel, Zander	.250	128	452	59	113	30	6	13	67	194	62	4	104	8	2	.344	.429	.773	6	0	6	12	80	0	0	0	18	0	14			
Team Total	.251	135	4427	572	1109	190	38	68	505	1579	410	11	1055	96	47	.323	.357	.680	40	22	83	99							102			

PITCHERS	W	L	ERA	G	GS	CG	SHO	SV	SVO	IP	H	R	ER	HR	HB	BB	IBB	SO	BK	WP	GO/AO	DP	WHIP	AVG	AB	TBF	SF	GF	HLD
Anderson, Brady	6	8	4.06	27	18	0	0	0	0	113.0	133	57	51	16	5	25	1	58	0	10	0.88	11	1.40	.294	453	486	1	2	0
Anderson, Chris	0	1	18.90	3	3	0	0	0	0	10.0	29	22	21	2	3	6	0	8	0	4	0.58	0	3.50	.527	55	65	1	0	0
Anderson, Nick	2	0	0.89	15	0	0	0	2	2	20.1	13	2	2	0	0	3	0	20	0	2	0.77	2	0.79	.186	70	75	1	13	0
Beeker, Clark	1	1	7.80	3	3	0	0	0	0	15.0	27	13	13	3	3	6	0	9	0	0	0.94	1	2.20	.391	69	80	2	0	0
* Booser, Cam	0	0	3.38	3	0	0	0	0	0	2.2	0	1	1	0	2	7	0	0	0	0	0.75	0	2.63	.000	7	16	0	0	0
* Clay, Sam	8	0	1.38	40	0	0	0	9	11	65.0	42	11	10	0	8	32	1	63	0	2	1.46	7	1.14	.190	221	263	0	23	2
Del Rosario, Eduardo	1	2	7.04	5	4	0	0	0	0	23.0	21	19	18	4	3	14	0	11	0	1	0.77	2	1.52	.247	85	104	1	0	0
* Drozd, Jonny	1	0	2.83	18	0	0	0	3	5	28.2	32	14	9	0	2	8	0	19	0	2	3.00	5	1.40	.294	109	121	0	9	2
Fischer, David	4	8	4.29	22	15	0	0	0	0	79.2	64	40	38	6	13	55	0	67	0	4	0.69	4	1.49	.228	281	356	2	4	0
Garcia, Kevin	0	1	3.38	1	0	0	0	0	0	2.2	2	1	1	0	1	0	1	0	1	0	0.50	1	1.13	.222	9	10	0	1	0
Hackimer, Tom	4	0	1.93	27	0	0	0	7	7	37.1	19	10	8	0	7	19	0	43	0	1	1.91	3	1.02	.148	128	155	1	10	3
Haley, Justin	0	0	0.00	1	1	0	0	0	0	2.0	1	0	0	0	0	1	0	2	0	0	2.00	2	1.00	.200	5	6	0	0	0
* Jay, Tyler	3	0	1.50	3	0	0	0	0	1	6.0	4	1	1	0	1	0	0	10	0	1	1.00	0	0.67	.182	22	23	0	0	0
Kohn, Michael	1	0	0.00	7	0	0	0	1	1	7.0	5	0	0	0	0	2	0	10	0	0	0.10	0	1.00	.192	26	28	0	3	2
LeBlanc, Randy	2	2	2.82	8	8	0	0	0	0	44.2	49	14	14	0	5	11	0	32	0	2	1.65	5	1.34	.288	170	187	1	0	0
* Marzi, Anthony	0	1	1.50	1	1	0	0	0	0	6.0	4	1	1	0	0	2	0	5	0	0	1.17	0	1.00	.182	22	24	0	0	0
* McIver, Anthony	5	2	2.26	28	6	0	0	1	2	63.2	73	18	16	0	2	21	0	50	0	1	0.80	1	1.48	.285	256	281	1	8	0
Muren, Alex	2	2	2.25	25	0	0	0	4	5	36.0	34	10	9	1	0	10	1	37	0	3	1.68	1	1.22	.250	136	148	1	15	1
* Perkins, Glen	0	0	10.12	3	1	0	0	0	0	1.2	4	3	3	1	0	1	0	4	0	0	1.00	0	1.88	.333	12	13	0	0	0
Poppen, Sean	3	2	3.63	11	11	0	0	0	0	52.0	57	23	21	0	3	8	0	41	1	2	1.67	3	1.25	.277	206	221	1	0	0
Ramirez, Williams	3	1	2.98	39	0	0	0	0	1	60.1	43	20	20	0	5	34	0	65	0	7	0.92	5	1.28	.211	204	249	3	12	5
* Robinson, Alex	4	0	4.67	13	0	0	0	0	0	17.1	14	9	9	1	0	13	0	27	0	3	1.30	0	1.56	.233	60	75	1	5	1
Rodriguez, Dereck	5	2	2.51	11	11	1	0	0	0	68.0	59	22	19	7	4	11	0	59	0	6	0.90	6	1.03	.238	248	268	4	0	0
* Rosario, Randy	0	0	0.00	2	0	0	0	0	0	3.2	2	0	0	0	1	0	0	3	0	0	6.00	2	0.55	.182	11	13	0	0	0
Stashak, Cody	3	4	3.89	16	16	0	0	0	0	83.1	72	40	36	7	4	20	0	72	0	5	0.60	4	1.10	.236	305	336	5	0	0
Steele, Keaton	2	6	5.24	17	8	0	0	0	0	56.2	75	35	33	5	2	14	0	30	0	4	2.23	9	1.57	.323					



ELIZABETHTON TWINS

2017 TEAM STATS

Copyright 2017 by Major League Baseball Advanced Media.

Elizabethton Twins Individual Statistics As of: 09/20/2017 03:23 PM EDT

W-L Record: 41-27

Choose a highlighted category to sort. NOTE: Rate stats do not use qualifiers.

BATTERS	AVG	G	AB	R	H	2B	3B	HR	RBI	TB	BB	IBB	SO	SB	CS	OBP	SLG	OPS	SF	SAC	HBP	—GAMES BY POSITION—									
																						DP	1B	2B	3B	SS	OF	C	E		
Albanese, Matt	.296	39	142	19	42	6	0	3	19	57	12	0	40	2	1	.352	.401	.754	3	0	2	8	0	0	0	0	37	0	1		
* Baddoo, Akil	.357	33	126	39	45	15	2	3	19	73	27	0	19	5	4	.478	.579	1.057	1	0	3	1	0	0	0	0	28	0	0		
Bechtold, Andrew	.299	43	144	33	43	10	1	2	19	61	27	0	40	0	0	.406	.424	.829	3	0	1	5	0	0	39	0	0	0	6		
* Cabbage, Trey	.240	13	50	10	12	3	1	2	10	23	11	0	16	1	0	.377	.460	.837	0	0	0	0	0	0	4	0	6	0	2		
Carrier, Shane	.348	32	138	19	48	10	0	5	32	73	1	0	30	3	2	.359	.529	.888	1	0	2	4	0	0	0	29	0	0			
* Contreras, Mark	.275	43	171	27	47	9	2	4	24	72	8	0	52	5	1	.319	.421	.740	2	0	4	2	0	0	0	0	41	0	1		
Cosgrove, Andrew	.221	21	77	9	17	2	0	1	8	22	6	0	20	0	0	.318	.286	.604	0	0	5	2	0	0	0	0	0	21	3		
Crites, Carson	.300	38	150	29	45	11	0	4	30	68	10	0	28	4	3	.349	.453	.803	3	0	3	3	0	29	1	0	0	0	6		
* Dixon, T.J.	.259	40	135	25	35	3	2	1	19	45	20	0	28	4	6	.357	.333	.690	1	1	1	3	0	0	0	0	38	0	2		
# Gore, Jordan	.389	18	72	14	28	5	0	1	16	36	6	0	21	1	0	.443	.500	.943	0	1	1	0	0	0	0	18	0	0	6		
Javier, Wander	.299	41	157	34	47	13	1	4	22	74	19	0	49	4	3	.383	.471	.855	1	0	3	3	0	0	0	36	0	0	16		
Jernigan, Andre	.000	4	10	0	0	0	0	0	0	0	3	0	4	0	0	.231	.000	.231	0	0	0	0	0	0	3	0	0	0	0		
* Kendrick, Kolton	.231	35	117	24	27	6	0	4	18	45	22	0	45	0	0	.345	.385	.730	3	0	0	4	34	0	0	0	0	0	1		
Miranda, Jose	.283	54	223	43	63	8	2	11	43	108	16	1	24	2	3	.340	.484	.824	3	0	5	6	0	37	1	0	0	0	8		
# Molina, Robert	.253	25	83	8	21	3	1	2	12	32	3	0	11	0	0	.276	.386	.661	1	1	0	3	0	0	0	0	0	24	1		
# Montesino, Ariel	.257	35	113	21	29	5	1	3	19	45	16	0	18	2	2	.344	.398	.742	2	0	0	0	0	3	20	4	3	0	7		
Munoz, Gorge	.289	11	38	6	11	1	0	1	7	15	1	0	12	0	0	.341	.395	.736	0	1	2	1	0	0	0	11	0	0	1		
* Robinson, J.J.	.264	40	148	22	39	3	1	9	36	71	12	0	44	1	0	.337	.480	.817	3	0	6	3	37	0	0	0	0	0	5		
Rooker, Brent	.282	22	85	19	24	5	0	7	17	50	11	0	21	2	2	.364	.588	.952	2	0	1	1	0	0	0	0	17	0	0		
Silva, Rainis	.356	30	101	16	36	4	1	1	9	45	17	0	8	1	0	.446	.446	.892	2	2	1	3	0	0	0	0	0	25	1		
Walther, Colton	.234	19	64	15	15	5	0	1	7	23	16	0	12	2	1	.395	.359	.754	0	0	1	2	0	0	0	0	8	2	1		
Team Total	.288	68	2344	432	674	127	15	69	387	1038	264	1	542	39	28	.365	.443	.808	31	6	41	54							82		

PITCHERS	W	L	ERA	G	GS	CG	SHO	SV	SVO	IP	H	R	ER	HR	HB	BB	IBB	SO	BK	WP	GO/AO	DP	WHIP	AVG	AB	TBF	SF	GF	HLD
* Barnes, Charlie	2	1	1.19	6	5	0	0	0	0	22.2	14	5	3	1	1	10	0	23	1	3	1.29	1	1.06	.165	85	96	0	1	0
Broussard, Christian	0	1	6.23	4	1	0	0	0	0	8.2	10	6	6	1	0	4	0	3	0	2	0.58	0	1.62	.323	31	36	1	0	0
Brown, Nick	3	1	3.93	11	7	0	0	1	1	50.1	49	25	22	8	1	15	0	54	0	2	1.07	4	1.27	.259	189	206	0	1	1
* Clemensia, Taylor	1	0	0.00	2	0	0	0	0	0	4.2	0	0	0	0	1	2	0	3	0	1	0.50	1	0.43	.000	12	15	0	2	0
Colina, Edwar	3	5	3.34	12	11	0	0	0	0	59.1	48	26	22	6	5	29	0	56	0	6	1.09	7	1.30	.219	219	255	1	0	0
Dobnak, Randy	2	0	2.39	5	3	0	0	1	1	26.1	19	7	7	3	1	6	0	22	0	0	0.77	2	0.95	.198	96	103	0	2	0
Faucher, Calvin	3	0	1.23	5	0	0	0	1	2	7.1	4	1	1	1	0	3	0	13	0	1	1.00	0	0.95	.148	27	30	0	4	0
Finkel, Jared	2	1	2.18	17	0	0	0	3	4	33.0	33	13	8	0	1	7	0	29	0	1	2.78	5	1.21	.256	129	138	1	14	0
Gamez, Juan	1	1	6.33	15	0	0	0	2	3	27.0	25	20	19	1	5	16	0	21	1	2	2.53	3	1.52	.253	99	120	0	7	2
Gomez, Moises	4	1	4.99	12	6	0	0	0	1	48.2	49	34	27	6	9	25	0	51	1	7	1.07	3	1.52	.261	188	227	4	4	0
Gratero, Brusdar	2	1	3.92	5	5	0	0	0	0	20.2	16	9	9	1	1	9	0	24	0	1	1.69	4	1.21	.213	75	85	0	0	0
Jax, Griffin	0	1	3.86	1	1	0	0	0	0	4.2	6	5	2	1	0	0	0	7	0	0	7.00	0	1.29	.300	20	21	0	0	0
Lakso, Blair	1	4	7.09	16	0	0	0	1	4	33.0	32	27	26	4	2	24	1	32	0	6	0.94	3	1.70	.254	126	154	1	5	1
Martinez, Jose	5	1	3.34	17	0	0	0	0	3	32.1	32	13	12	2	0	7	3	27	0	1	1.12	0	1.21	.252	127	136	1	13	1
* Moran, Jovani	3	1	0.36	11	0	0	0	0	2	24.2	12	2	1	1	0	6	0	45	1	4	1.70	2	0.73	.145	83	90	1	7	2
Ober, Bailey	2	2	3.21	6	4	0	0	0	0	28.0	24	10	10	2	2	3	0	35	0	2	1.35	0	0.96	.229	105	111	0	0	0
Ramirez, Rickey	0	0	5.52	15	0	0	0	2	4	29.1	26	21	18	2	2	13	0	21	0	7	1.06	2	1.33	.234	111	126	0	6	1
* Sammons, Bryan	2	0	1.46	7	3	0	0	0	0	24.2	14	6	4	1	0	7	0	31	0	4	1.10	1	0.85	.161	87	96	0	1	1
Suniaga, Carlos	0	0	0.00	1	0	0	0	0	0	3.1	1	0	0	0	0	0	0	4	0	0	0.75	0	0.30	.083	12	12	0	0	0
* Widell, Ryley	0	2	2.43	8	7	0	0	0	0	29.2	25	14	8	1	5	20	0	41	0	4	1.69	3	1.52	.229	109	134	0	0	0
1 Ynoa, Huascar	0	1	5.26	6	6	0	0	0	0	25.2	28	16	15	1	1	14	0	23	0	1	0.89	2	1.64	.277	101	117	1	0	0
Team Total	41	27	3.86	68	68	0	4	12	26	594.2	529	303	255	47	42	240	6	598	4	62	1.69	50	1.29	.236	2238	2545	14	68	9

KEY: * - lefthanded hitter/pitcher, # - switch hitter



GCL TWINS 2017 TEAM STATS

Copyright 2017 by Major League Baseball Advanced Media.

GCL Twins Individual Statistics As of: 09/22/2017 12:56 PM EDT

W-L Record: 35-23

Choose a highlighted category to sort. NOTE: Rate stats do not use qualifiers.

BATTERS	AVG	G	AB	R	H	2B	3B	HR	RBI	TB	BB	IBB	SO	SB	CS	OBP	SLG	OPS	SF	SAC	GI --GAMES BY POSITION--										
																					DP	1B	2B	3B	SS	OF	C	E			
* Akins, Jared	.253	33	99	18	25	5	1	3	16	41	11	0	35	5	2	.330	.414	.744	1	0	1	2	0	0	0	0	32	0	1		
Alvarez, Jhon	.205	18	39	3	8	0	0	0	1	8	7	0	9	0	0	.340	.205	.546	0	1	1	0	0	0	0	0	0	17	3		
* Arias, Jean Carlos	.298	48	168	30	50	7	4	5	32	80	14	0	42	10	3	.359	.476	.835	0	1	2	0	0	0	0	0	47	0	3		
* Baddoo, Akil	.267	20	75	18	20	4	3	1	10	33	9	0	13	4	0	.360	.440	.800	0	0	2	0	0	0	0	0	8	0	0		
* Burns, Colton	.282	27	78	14	22	5	0	1	7	30	16	2	23	8	3	.423	.385	.807	0	1	3	0	0	0	0	0	24	0	2		
# Camacho, Kerby	.246	21	61	6	15	5	0	0	10	20	13	1	10	3	0	.378	.328	.706	0	0	0	5	3	0	0	0	0	14	4		
Cuesto, Darling	.136	7	22	1	3	1	0	0	2	4	3	0	6	0	1	.240	.182	.422	0	0	0	2	0	0	0	0	0	6	1		
De La Torre, Ricky	.268	42	153	25	41	3	1	3	12	55	16	1	39	5	6	.341	.359	.701	0	0	1	3	0	15	3	22	0	6			
* Grzelakowski, Taylor	.222	12	36	3	8	2	0	1	7	13	3	0	7	1	0	.275	.361	.636	1	1	0	1	0	0	0	0	0	9	1		
* Herrera, Edgar	.152	12	33	1	5	1	0	0	6	6	0	0	7	0	2	.143	.182	.325	2	0	0	0	0	0	0	0	10	0	0		
* Hutcheon, Dane	.200	13	30	8	6	1	1	0	7	9	4	0	8	1	1	.306	.300	.606	1	0	1	2	0	5	1	0	4	0	1		
Kennedy, Shane	.214	5	14	3	3	1	2	0	3	8	5	0	3	1	0	.400	.571	.971	1	0	0	0	0	0	0	0	3	0	0		
Lewis, Royce	.271	36	133	38	36	6	2	3	17	55	19	0	17	15	2	.390	.414	.803	0	0	7	2	0	0	0	32	0	0	4		
# Maldonado, Humberto	.233	26	73	7	17	6	1	1	10	28	7	1	32	0	2	.309	.384	.692	0	0	1	3	0	0	0	0	20	0	0		
# Morel, Emmanuel	.260	38	131	29	34	10	0	0	7	44	15	0	37	12	4	.353	.336	.689	0	1	4	3	0	34	0	0	0	0	6		
Olson, Brian	.156	11	32	1	5	1	1	0	6	8	2	0	7	0	0	.229	.250	.479	0	0	1	0	0	0	0	0	0	9	1		
* Palka, Daniel	.278	6	18	4	5	0	0	1	2	8	2	0	1	1	0	.350	.444	.794	0	0	0	0	0	0	0	0	4	0	0		
Paul, Chris	.167	3	12	2	2	1	0	0	0	3	1	0	2	0	1	.231	.250	.481	0	0	0	0	0	0	2	0	0	0	0		
Robles, Alex	.324	50	182	30	59	6	0	3	29	74	8	1	14	10	4	.369	.407	.775	2	1	6	7	13	2	8	0	26	0	6		
Rodriguez, Benjamin	.290	50	162	27	47	11	2	4	40	74	22	3	43	4	2	.399	.457	.856	1	0	8	1	45	0	0	0	0	5	2		
# Salva, Kidany	.159	17	44	5	7	1	0	0	0	8	8	0	10	2	2	.288	.182	.470	0	0	0	1	0	0	0	0	3	9	0		
Tademo, Victor	.199	47	151	20	30	4	2	2	22	44	11	1	53	5	2	.262	.291	.553	3	1	3	2	0	5	38	5	0	0	4		
Tapia, Roni	.171	24	82	6	14	6	1	1	11	25	3	0	31	1	1	.218	.305	.523	0	1	2	2	1	0	11	0	8	0	5		
Team Total	.253	58	1828	299	462	87	21	29	257	678	199	10	449	88	38	.338	.371	.709	12	8	43	36							59		

PITCHERS	W	L	ERA	G	GS	CG	SHO	SV	SVO	IP	H	R	ER	HR	HB	BB	IBB	SO	BK	WP	GO/AO	DP	WHIP	AVG	AB	TBF	SF	GF	HLD
Balan, Vadim	1	1	2.31	9	0	0	0	4	4	11.2	9	9	3	0	3	7	0	9	0	3	2.11	2	1.37	.205	44	56	0	7	0
Balazovic, Jordan	1	3	4.91	10	3	0	0	0	0	40.1	47	25	22	5	2	20	2	29	0	1	0.67	6	1.66	.297	158	183	3	1	0
Beardsley, Tyler	0	0	0.00	2	2	0	0	0	0	5.0	4	0	0	0	1	0	0	5	0	2	2.00	1	0.80	.222	18	19	0	0	0
Benninghoff, Tyler	0	1	9.00	4	4	0	0	0	0	4.0	3	4	4	1	0	4	0	6	0	0	2.00	0	1.75	.200	15	19	0	0	0
Bermudez, Jose	2	0	6.91	8	0	0	0	0	1	14.1	21	11	11	1	4	9	1	11	0	4	0.71	1	2.09	.356	59	74	2	4	0
Bizzle, Austin	1	0	1.86	7	2	0	0	0	0	9.2	5	2	2	0	1	3	0	8	0	0	1.00	0	0.83	.156	32	37	1	3	1
Centeno, Henry	0	1	2.89	5	3	0	0	0	0	9.1	6	3	3	0	1	4	0	8	0	1	0.73	2	1.07	.182	33	38	0	0	0
* Clemensia, Taylor	1	3	4.50	9	4	0	0	0	0	20.0	16	16	10	2	5	25	0	22	2	7	1.22	2	2.05	.205	78	108	0	2	1
Cruz, Amilcar	1	1	4.76	12	0	0	0	1	2	28.1	29	16	15	1	5	23	2	28	2	4	1.08	4	1.84	.274	106	135	1	4	1
Enlow, Blayne	3	0	1.33	6	1	0	0	0	0	20.1	10	4	3	1	2	4	0	19	2	0	2.00	0	0.69	.141	71	77	0	2	0
* Featherstone, Zach	0	2	2.93	12	0	0	0	2	3	15.1	14	9	5	0	2	7	0	11	0	4	0.85	0	1.37	.233	60	71	2	6	3
Garcia, Pedro	6	2	2.59	10	3	0	0	0	0	48.2	26	15	14	1	8	17	0	41	2	7	1.26	0	0.88	.152	171	198	0	2	0
Geric, David	1	0	14.54	5	0	0	0	0	0	4.1	4	8	7	0	3	6	0	4	0	3	0.80	0	2.31	.235	17	26	0	2	0
Gratero, Brusdar	2	0	1.40	5	2	0	0	0	0	19.1	10	3	3	1	2	4	0	21	0	2	1.33	0	0.72	.152	66	72	0	0	0
Haley, Justin	0	0	0.00	1	1	0	0	0	0	1.0	1	0	0	0	0	0	0	1	0	0	1.00	1	1.00	.333	3	3	0	0	0
Heston, Chris	0	1	5.40	1	1	0	0	0	0	5.0	7	3	3	0	0	0	0	5	0	0	0.67	0	1.40	.318	22	22	0	0	0
Hutcheon, Dane	0	0	0.00	1	0	0	0	0	0	0.1	0	0	0	0	0	0	0	1	0	0	0	0	0.00	.000	1	1	0	1	0
* Jay, Tyler	0	0	4.91	3	1	0	0	0	0	3.2	6	4	2	1	0	1	0	7	0	0	3.00	0	1.91	.353	17	18	0	0	0
* Jones, Matt	2	1	3.94	11	2	0	0	2	2	32.0	29	17	14	0	6	19	0	19	0	7	1.40	5	1.50	.242	120	145	0	2	0
Jones, Zack	0	0	0.00	1	1	0	0	0	0	1.0	0	0	0	0	0	0	0	2	0	0	1.00	0	0.00	.000	3	3	0	0	0
Kohn, Michael	0	0	1.80	5	4	0	0	0	0	5.0	2	1	1	0	0	1	0	7	0	0	0.40	0	0.60	.125	16	17	0	0	0
Leach, Landon	2	0	3.38	5	2	0	0	0	0	13.1	11	9	5	0	4	6	0	10	0	1	0.88	0	1.28	.220	50	61	1	0	0
Maldonado, Humberto	0	0	0.00	1	0	0	0	0	0	0.1	1	0	0	0	0	0	0	1	0	0	1.00	0	3.00	.333	3	3	0	1	0
* Marnon, Kevin	1	0	0.54	7	0	0	0	1	1	16.2	14	7	1	0	0	4	0	17	0	1	0.57	0	1.08	.219	64	68	0	3	1
Mojica, Juan	3	0	7.24	8	1	0	0	0	0	13.2	17	12	11	1	2	14	0	7	2	4	0.88	0	2.27	.315	54	72	2	3	0
Molina, Derek	1	0	1.08	10	2	0	0	4	5	16.2	12	2	2	0	0	3	0	21	0	5	0.50	1	0.90	.203	59	63	1	5	1
* Perkins, Glen	0	0	0.00	2	2	0	0	0	0	2.0	1	0	0	0	0	1	0	3	0	0	2.00	0	1.00	.143	7	8	0	0	0
Rosenstein, Joe	1	1	9.00	6	0	0	0	1	1	9.0	10	10	9	0	3	13	0	4	0	5	1.71	3	2.56	.303	33	49	0	1	2
Schutte, Matz	0	0	9.00	6	0	0	0	2	2	11.0	7	13	11	2	3	12	0	7	1	1	1.08	3	1.73	.189	37	52	0	4	0
Stashak, Cody	1	0	3.18	3	0	0	0	0	0	5.2	5	2	2	0	1	0	0	8	0	0	0.14	1	0.88	.238	21	22	0	1	0
Suniaga, Carlos	4	0	1.69	11	6	0	0	1	2	48.0	36	11	9	2	6	12	1	38	0	4	1.74	6	1.00	.					



DSL TWINS 2017 TEAM STATS

Copyright 2017 by Major League Baseball Advanced Media.

DSL Twins Individual Statistics As of: 09/22/2017 03:24 PM EDT
Choose a highlighted category to sort. NOTE: Rate stats do not use qualifiers.

W-L Record: 49-22

BATTERS	AVG	G	AB	R	H	2B	3B	HR	RBI	TB	BB	IBB	SO	SB	CS	OBP	SLG	OPS	SF	SAC	HBP	GI ---GAMES BY POSITION---									
																						DP	1B	2B	3B	SS	OF	C	E		
Calcagno, Mariano	.239	33	109	19	26	7	0	2	17	39	14	1	39	3	3	.346	.358	.704	2	0	5	2	22	0	0	0	10	0	9		
Cuesto, Darling	.286	10	35	7	10	1	0	1	5	14	2	0	11	1	0	.342	.400	.742	0	0	1	2	0	0	0	0	0	5	1		
De La Cruz, Yermi	.286	24	77	12	22	5	1	2	15	35	9	0	15	1	4	.356	.455	.811	1	0	0	1	0	0	0	0	0	19	4		
* Encarnacion, Yeltsin	.318	47	151	29	48	9	8	2	21	79	22	1	20	6	5	.408	.523	.931	0	3	1	1	1	15	18	3	0	0	5		
Feliz, Jesus	.248	42	141	19	35	8	5	1	18	56	6	0	43	6	5	.316	.397	.713	0	1	8	5	0	8	1	26	0	0	17		
# Henriquez, Zaino	.211	24	76	13	16	1	1	0	7	19	9	0	14	1	0	.310	.250	.560	0	5	2	2	4	13	0	0	0	0	3		
Heredia, Victor	.257	24	74	10	19	4	0	1	9	26	10	0	19	1	0	.356	.351	.708	1	1	2	1	0	0	0	0	0	16	0		
# Marte, Agustin	.299	45	167	29	50	11	3	1	29	70	16	0	43	11	3	.366	.419	.785	1	2	2	2	0	10	3	28	0	0	11		
# Martinez, Francisco	.255	39	145	25	37	8	0	3	17	54	13	1	56	2	2	.321	.372	.693	0	0	1	2	0	0	0	0	35	0	4		
Martinez, Juan	.273	44	139	23	38	10	2	0	24	52	17	0	30	1	1	.362	.374	.736	3	0	4	2	21	0	0	0	22	0	3		
Nunez, Alberoni	.352	48	165	35	58	9	7	3	38	90	20	0	35	11	8	.420	.545	.965	5	0	3	1	0	0	0	0	46	0	1		
Perez, Yeison	.224	35	107	15	24	2	1	2	18	34	9	1	9	2	0	.306	.318	.624	1	0	4	4	0	0	0	0	0	30	4		
Pimentel, Davinson	.242	9	33	6	8	3	0	1	5	14	5	0	6	1	0	.375	.424	.799	0	0	2	0	0	0	0	0	0	9	2		
* Reyes, Felix	.250	36	112	19	28	7	3	1	13	44	13	0	47	5	3	.351	.393	.744	1	1	5	1	0	0	0	0	34	0	2		
* Salazar, Cesar	.232	30	95	13	22	3	1	0	7	27	15	0	30	4	4	.354	.284	.638	0	1	3	1	0	0	0	0	30	0	2		
# Santana, Ruben	.340	46	159	36	54	10	4	0	18	72	18	0	18	6	5	.418	.453	.871	2	1	5	1	22	10	7	2	0	0	5		
Urena, Estamy	.306	46	173	32	53	7	3	3	36	75	19	0	26	4	4	.369	.434	.802	5	0	1	4	0	21	2	17	0	0	8		
Valdez, Wander	.263	49	167	32	44	12	4	1	22	67	21	1	37	4	2	.347	.401	.748	3	0	2	3	3	0	43	0	0	0	12		
* Vasquez, Samuel	.301	51	166	44	50	4	3	2	17	66	24	0	34	26	12	.396	.398	.793	0	4	2	2	0	0	0	0	48	0	4		
Team Total	.280	71	2291	418	642	121	46	26	336	933	262	5	532	96	61	.364	.407	.771	25	19	53	37							118		

PITCHERS	W	L	ERA	G	GS	CG	SHO	SV	SVO	IP	H	R	ER	HR	HB	BB	IBB	SO	BK	WP	GO/AO	DP	WHIP	AVG	AB	TBF	SF	GF	HLD
Bermudez, Jose	0	1	4.32	6	0	0	0	1	1	8.1	7	6	4	0	2	2	1	9	0	0	1.57	0	1.08	.226	31	38	1	2	3
Berroa, Prelander	2	0	5.60	9	3	0	0	0	0	17.2	26	17	11	0	1	11	0	16	0	2	0.89	2	2.09	.361	72	90	4	2	0
Castro, Cristian	4	2	3.97	22	0	0	0	1	2	34.0	25	21	15	0	3	25	1	37	1	5	0.76	5	1.47	.214	117	148	1	6	4
Cruz, Steven	4	0	3.68	16	3	0	0	1	2	29.1	26	14	12	0	2	14	0	26	2	3	1.42	2	1.36	.241	108	126	1	3	0
* De La Cruz, Luciano	0	1	4.40	11	0	0	0	2	2	14.1	15	9	7	0	0	5	0	11	1	4	0.94	0	1.40	.259	58	65	1	2	2
Encarnacion, Yeltsin	0	0	0.00	1	0	0	0	0	0	1.0	0	0	0	0	0	0	0	0	0	0	2.00	0	0.00	.000	3	3	0	1	0
Garcia, Yermi	3	2	5.13	18	0	0	0	2	4	26.1	24	26	15	1	4	19	0	14	0	7	0.54	4	1.63	.245	98	124	3	3	3
German, Osiris	1	2	3.13	15	3	0	0	0	0	31.2	22	14	11	0	6	11	0	30	0	2	1.07	0	1.04	.204	108	131	3	1	4
Gil, Luis	0	2	2.59	14	14	0	0	0	0	41.2	31	15	12	2	5	20	0	49	0	5	1.18	1	1.22	.205	151	177	0	0	0
Gutierrez, Robert	3	0	6.14	11	0	0	0	1	1	22.0	24	17	15	3	2	14	0	21	0	5	1.05	1	1.73	.270	89	106	0	4	0
Marin, Andriu	4	1	2.09	11	10	0	0	0	0	47.1	48	20	11	1	3	10	0	44	1	3	0.78	6	1.23	.270	178	192	0	0	0
Mojica, Juan	1	0	3.86	6	0	0	0	0	0	9.1	8	5	4	0	0	5	0	10	0	6	1.71	0	1.39	.222	36	42	0	2	0
Montero, Michael	4	1	2.78	13	13	1	0	0	0	58.1	44	21	18	3	5	12	0	64	0	3	0.86	3	0.96	.208	212	231	2	0	0
Navas, Junior	4	0	0.00	11	2	0	0	2	2	18.2	14	5	0	0	2	10	1	14	0	4	1.10	2	1.29	.206	68	82	2	3	0
Rivas, Elvis	2	1	6.39	15	0	0	0	2	2	25.1	26	24	18	0	4	23	0	31	0	8	1.75	3	1.93	.263	99	128	1	8	0
Sanchez, Fernando	2	4	7.55	21	1	0	0	2	3	39.1	56	38	33	2	6	18	0	21	0	5	1.38	4	1.88	.350	160	189	2	9	2
* Soto, Fredderi	1	1	1.34	15	10	0	0	0	0	53.2	47	12	8	0	1	10	0	28	1	2	1.76	2	1.06	.234	201	213	0	1	0
* Toledo, Jesus	4	1	2.38	14	9	0	0	0	1	45.1	40	14	12	1	8	17	0	30	1	5	1.14	6	1.26	.248	161	189	2	0	0
Torres, Frandy	6	0	0.72	23	0	0	0	10	13	37.2	25	9	3	0	6	13	1	34	0	2	0.85	1	1.01	.194	129	154	4	19	0
* Vasquez, Samuel	0	0	0.00	2	0	0	0	0	0	1.1	0	0	0	0	0	1	0	0	0	0	1.00	0	0.75	.000	4	5	0	1	0
Team Total	49	22	3.29	71	71	1	5	24	37	599.1	551	310	219	13	63	258	7	525	7	78	1.72	48	1.35	.247	2229	2605	29	70	21

KEY: * - left-handed hitter/pitcher, # - switch hitter



BASEBALL AMERICA TWINS TOP 10 PROSPECTS

TOP 10

AMERICAN LEAGUE CENTRAL PROSPECTS

FROM THE PAGES OF **Baseball America**

MINNESOTA TWINS TOP 10 PROSPECTS

NO. 1 OVERALL PICK ROYCE LEWIS LEADS A PACK OF PROMISING PLAYERS WITH EYES ON THE TWIN CITIES

BY MIKE BERARDINO



1. ROYCE LEWIS, SS

BORN: June 5, 1999. **B-T:** R-R. **HT.:** 6-2. **WT.:** 188. **DRAFTED:** HS—San Juan Capistrano, Calif., 2017 (1st round).

SIGNED BY: John Leavitt.

TRACK RECORD: Armed with the No. 1 overall draft pick in 2017 for just the third time, the Twins surprised many in the industry by passing on college arms such as Brendan McKay and Kyle Wright along with high school phenom Hunter Greene. Instead, they took Lewis, a late-blooming gamer with outstanding make-up and the potential to become a five-tool, franchise player. Signed to a Twins-record draft bonus of \$6.725 million, nearly a full million below slot value, Lewis became the first 1-1 selection for the Twins since hometown catcher Joe Mauer in 2001.

SCOUTING REPORT: Predraft concerns about Lewis' hit tool proved unwarranted, and he had no problem making the necessary adjustments for a smooth transition to pro ball in the Rookie-level Gulf Coast League. Hitting coordinator Rick Eckstein got him to use his hips and legs better, and that opened up the pull side for Lewis, who homered on a full count in his first pro plate appearance. With a high waist and wide shoulders, he showed excellent plate discipline and an all-fields approach that drew comps to Ian Desmond. Lewis has plus speed and advanced instincts on the bases, where he was caught stealing just three times

> Projected Future Grades On 20-80 Scouting Scale

HIT: 60. **POWER:** 55. **SPEED:** 60. **FIELD:** 60. **ARM:** 55.

in 21 attempts. Lewis saw time at shortstop, third base and center field in high school, and he worked hard with the Twins to improve his range at shortstop with better positioning and pre-pitch anticipation. He flashed plus arm strength before the draft but saw that wane under the Florida heat and an increased workload. A separated left shoulder suffered in high school hasn't been an issue so far. Lewis' make-up and work ethic are off the charts, and his demeanor and ability to connect with teammates, fans and media are reminiscent of Carlos Correa or a young Derek Jeter. After a week or so, Ramon Borrego, his GCL manager, was calling for Lewis to skip the Rookie-level Appalachian League and be promoted all the way to low Class A Cedar Rapids. That eventually came in early August.

THE FUTURE: Lewis figures to return to the Midwest League to start his first full pro season in 2018. If he dominates there the way Byron Buxton did in 2013, a promotion to high Class A Fort Myers could come by midseason. He has given the Twins no reason to doubt his ability to stay at shortstop or their decision to invest the top overall pick in his vast potential.

2017 Club (Class)	AVG	OBP	SLG	AB	R	H	2B	3B	HR	RBI	BB	SO	SB
Minors (2 teams)	.279	.381	.407	204	54	57	8	3	4	27	25	33	18



2. WANDER JAVIER, SS

BORN: Dec. 29, 1998. **B-T:** R-R. **HT.:** 6-1. **WT.:** 180. **SIGNED:** Dominican Republic, 2015. **SIGNED BY:** Fred Guerrero.

TRACK RECORD: The Twins spent their entire 2015 international bonus pool on Javier, even going 1.3 percent over their limit to secure him for \$4 million. That's still an international amateur record for the organization, which saw five-tool potential in a player ranked No. 9 in his signing class.

SCOUTING REPORT: Wiry, long-limbed and lanky upon signing, Javier has added strength to his frame and could still be growing. Still fairly raw with limited game experience, he worked with hitting coordinator Rick Eckstein and Rookie-level Elizabethon hitting coach Jeff Reed to better incorporate his lower half and improve his balance. Javier ditched his big leg kick and now has a simple setup and swing with quiet hands and a small lift of his front foot. While Javier still has a tendency to chase pitches out of the zone, the ball jumps off his bat and he shows gap-to-gap power with a willingness to stay up the middle with authority. A plus runner with plus athleticism, he shows plenty of range as well as a plus-plus arm at times.

THE FUTURE: Low Class A Cedar Rapids should be the next logical step for Javier, but the Twins might need to start him at extended spring training to produce enough shortstop reps for both him and Royce Lewis.

2017 Club (Class)	AVG	OBP	SLG	AB	R	H	2B	3B	HR	RBI	BB	SO	SB
Elizabethon (R)	.299	.383	.471	157	34	47	13	1	4	22	19	49	4



3. ALEX KIRILLOFF, OF/1B

BORN: Nov. 9, 1997. **B-T:** L-L. **HT.:** 6-2. **WT.:** 195. **DRAFTED:** HS—Pittsburgh, 2016 (1st round). **SIGNED BY:** Jay Weitzel.

TRACK RECORD: Drafted 15th overall in 2016 and signed away from Liberty with a bonus of \$2,817,100, the home-schooled prodigy raked

his way to MVP honors in the Rookie-level Appalachian League in 2016, his first pro summer. Shut down late in the year with inflammation in his throwing elbow, he rehabbed all offseason but still had to have Tommy John surgery in March 2017 that wiped out his season.

SCOUTING REPORT: Kirilloff has strong wrists, quick hands, excellent balance and a smooth lefthanded swing. The year off gave him a chance to strengthen his lower half and pack on close to 30 pounds of muscle, which should enable him to get to his 15- to 20-homer potential sooner. Using an all-fields approach, he has an advanced understanding of the strike zone, outstanding barrel awareness and the almost effortless ability to hit for average. An average runner who has played center field but likely fits better in right, Kirilloff also shows soft hands at first base. That could be a fallback option down the road and a way to take stress off his elbow.

THE FUTURE: Kirilloff figures to open 2018 in extended spring training before heading to the low Class A Cedar Rapids.

2017 Club (Class)	AVG	OBP	SLG	AB	R	H	2B	3B	HR	RBI	BB	SO	SB
Did not play—Injured													



4. STEPHEN GONSALVES, LHP

BORN: July 8, 1994. **B-T:** L-L. **HT.:** 6-5. **WT.:** 213. **DRAFTED:** HS—San Diego, 2013 (4th round). **SIGNED BY:** John Leavitt.

TRACK RECORD: Given an above-slot bonus of \$700,000 as a fourth-round steal, Gonsalves has justified the Twins' faith after he pitched just

48 innings as a high school senior. Makeup concerns caused him to drop after he was suspended eight games for covering up a teammate's drug use.

SCOUTING REPORT: A shoulder strain landed Gonsalves on the shelf at the 2016 Arizona Fall League and again in spring 2017, when he missed the first six weeks of the season at Double-A Chattanooga. Tall with long levers and a three-quarters arm slot, he pitches at 88-91 mph and touches 94 with his fastball, which shows glove-side run and plays up due to deception and extension. He reads hitters well and works effectively at the top of the zone. He featured his 1-to-6 curveball more often in 2017, when it was a putaway pitch at times. His slurry slider is just average with short tilt, but his changeup earns above-average grades because of its late fade and his ability to maintain arm speed.

THE FUTURE: Gonsalves figures to open 2018 back at Triple-A Rochester. If he continues to hone his command and cut his walk rate, he should be vying for a spot in the middle of the rotation before long.

2017 Club (Class)	W	L	ERA	G	GS	SV	IP	H	HR	BB	SO	AVG
Minors (2 teams)	9	5	3.27	20	19	0	110	94	11	31	118	.227

SUBSCRIBE NOW

LESS THAN \$8/MO

Baseball America

Exclusive content, reports and rankings you can't find anywhere else!

VISIT BaseballAmerica.com/twins10 TO ORDER



BASEBALL AMERICA TWINS TOP 10 PROSPECTS

BEST TOOLS

Best Hitter for Average: Luis Arraez. **Best Power Hitter:** Brent Rooker. **Best Strike-Zone Discipline:** LaMonte Wade. **Fastest Baserunner:** Tanner English. **Best Athlete:** Royce Lewis. **Best Fastball:** Brusdar Graterol. **Best Curveball:** Blayne Enlow. **Best Slider:** Tyler Jay. **Best Changeup:** Stephen Gonsalves. **Best Control:** Felix Jorge. **Best Defensive Catcher:** Ben Rortvedt. **Best Defensive Infielder:** Royce Lewis. **Best Infield Arm:** Andrew Bechtold. **Best Defensive Outfielder:** Aaron Whitefield. **Best Outfield Arm:** Tanner English.



5. BRUSDAR GRATEROL, RHP
BORN: Aug. 26, 1998. **B-T:** R-R. **HT.:** 6-1. **WT.:** 225. **SIGNED:** Venezuela, 2014. **SIGNED BY:** Jose Leon.

TRACK RECORD: Signed out of Venezuela for \$150,000, Graterol was part of the Twins' 2014 international signing class. He returned from Tommy John surgery in 2017 to rocket up the prospect charts while dominating at two levels. In his final outing of a season capped at 40 innings, he struck out five in the first three innings of an elimination-game win that sent Rookie-level Elizabethton to its way to the Appalachian League title.

SCOUTING REPORT: After sitting at 87-88 mph before surgery, Graterol used the rehabilitation process to completely remake his body and his repertoire. Now 6-foot-1 and 225 pounds after packing on nearly 60 pounds of good weight, most noticeably in his legs and hind-quarters, he has boosted his fastball to 95-98 mph with flashes of 101 mph. Graterol also has a late-breaking plus slider at 85-89 mph and a hard curve at 80-83 mph that has a chance to be above-average. His 86-89 mph changeup projects as at least average.

THE FUTURE: Graterol figures to open 2018 at low Class A Cedar Rapids, where he will continue to build up his innings. With outstanding work ethic and aptitude, he has the highest ceiling of any Twins pitching prospect, with rotation-topping potential.

2017 Club (Class)	W	L	ERA	G	GS	SV	IP	H	HR	BB	SO	AVG
Minors (2 teams)	4	1	2.70	10	7	0	40	26	2	13	45	.184



6. FERNANDO ROMERO, RHP
BORN: Dec. 24, 1994. **B-T:** R-R. **HT.:** 6-0. **WT.:** 215. **SIGNED:** Dominican Republic, 2011. **SIGNED BY:** Fred Guerrero.

TRACK RECORD: Signed less than two months from his 17th birthday, the late-blooming Romero was discovered at a select tournament in Jupiter, Fla. He was limited to just three starts in 2014 and 2015 after having Tommy John surgery and a knee injury. He roared back onto the radar with a standout 2016 and mostly built on those gains in 2017 at Double-A Chattanooga, though he faded due in part to a shoulder impingement.

SCOUTING REPORT: Despite lacking leverage or an ideal pitcher's frame, Romero shows the potential for three above-average pitches. He touches 98 mph with his fastball and pitches at 92-96 mph with heavy sink, though his lack of elite arm speed and a max-effort delivery have raised concerns about his durability. His high-80s slider shows sharp tilt when he stays on top, but it flattens out when he drifts in his delivery. His command can be erratic, and some see him eventually turning into a reliever. His changeup is average.

THE FUTURE: Added to the 40-man roster after the 2016 season, Romero twice was bypassed in favor of fellow righthander Felix Jorge when the Twins needed a spot start in 2017. Ticketed for Triple-A Rochester, Romero has a ceiling of No. 2 or No. 3 starter.

2017 Club (Class)	W	L	ERA	G	GS	SV	IP	H	HR	BB	SO	AVG
Chattanooga (AA)	11	9	3.53	24	23	0	125	124	4	45	120	.256



7. BRENT ROOKER, OF/1B
BORN: Nov. 1, 1994. **B-T:** R-R. **HT.:** 6-4. **WT.:** 220. **DRAFTED:** Mississippi State, 2017 (1st round supplemental). **SIGNED BY:** Derrick Dunbar.

TRACK RECORD: Drafted in successive years by the Twins, Rooker improved his stock considerably by going back to college. After nearly

accepting a modest 38th-round bonus in 2016, the Memphis-area product signed for the full-slot figure of \$1.935 million following a record-setting season at Mississippi State.

SCOUTING REPORT: Rooker hit the ground running in pro ball, showing top-of-the-scale power and hitting 18 homers in 62 games at Rookie-level Elizabethton and high Class A Fort Myers. Having honed his power stroke and improved his contact rate in college, the powerfully built Rooker reminds some of former Twins left fielder Josh Willingham. Rooker still has some swing-and-miss in his game, especially on power breaking balls and soft stuff from lefties, but his walk rate should improve along with his pitch recognition. He showed enough mobility and arm to be a tick below-average in left field. He is a smart baserunner despite below-average speed.

THE FUTURE: Already on the fast track due to his advanced bat, Rooker should remain in left as he climbs the ladder. He projects as a middle-of-the-order weapon with power as his carrying tool.

2017 Club (Class)	AVG	OBP	SLG	AB	R	H	2B	3B	HR	RBI	BB	SO	SB
Minors (2 teams)	.281	.364	.566	228	42	64	11	0	18	52	27	68	2



8. NICK GORDON, SS/2B
BORN: Oct. 24, 1995. **B-T:** L-R. **HT.:** 6-0. **WT.:** 170. **DRAFTED:** HS—Orlando, 2014 (1st round). **SIGNED BY:** Brett Dowdy.

TRACK RECORD: Bloodlines bode well for Gordon, son of big league pitcher Tom Gordon and younger half-brother of second baseman Dee

Gordon. Drafted fifth overall in 2014 after a standout prep career in Orlando, the Florida State signee received a \$3.851 million signing bonus as the first high school position player drafted.

SCOUTING REPORT: At Double-A Chattanooga in 2017, Gordon slashed his way to an appearance at the Futures Game. He managed just 13 extra-base hits after June 18, however, and hit .211 over his final 180 at-bats. Lefties have given him trouble at multiple levels, but overall his hit tool tops his list of attributes. Not a burner like his brother but an instinctive runner, Gordon shows advanced barrel awareness to go with sound plate discipline and a line-drive swing that produces gap power. His range is just average and he struggles at times with footwork, hop anticipation and throwing accuracy.

THE FUTURE: Rival evaluators have their doubts about Gordon's ability to remain at shortstop, where he has been error-prone. Gordon figures to see more time on both sides of the bag (and possibly left field) as he makes the climb to Triple-A Rochester in 2018.

2017 Club (Class)	AVG	OBP	SLG	AB	R	H	2B	3B	HR	RBI	BB	SO	SB
Chattanooga (AA)	.270	.341	.408	519	140	80	29	8	9	65	53	134	13



9. BLAYNE ENLOW, RHP
BORN: March 21, 1999. **B-T:** R-R. **HT.:** 6-3. **WT.:** 180. **DRAFTED:** HS—St. Amant, La., 2017 (3rd round). **SIGNED BY:** Greg Runser.

TRACK RECORD: Enlow placed No. 33 on the BA500 pre-draft ranking but lasted until the third round in 2017. He signed for a well above-slot

\$2 million to forego a commitment to his hometown Louisiana State. He suffered a broken ankle and pelvis in a car collision before his sophomore year of high school but as a senior pitched for Team USA's 18U team.

SCOUTING REPORT: With a long, lanky pitcher's frame and good arm speed, Enlow projects to add more velocity to a fastball that already touches 95 mph. He pitches at 88-93 mph out of a high three-quarters arm slot, but his best offering is a plus-plus curveball that rated as the best in his high school draft class. Enlow's curve, already the best in the Twins' system, reaches 84 mph with tight spin that produces plenty of swings and misses. His 79-80 mph changeup has potential, but he's reluctant to use it. At the Twins' urging, he added an 87-88 mph cutter upon signing. He stays in his delivery well and has good mound presence.

THE FUTURE: Heading into his age-19 season, Enlow should advance to low Class A Cedar Rapids, where he will get a chance to adjust to an increased workload. He projects as a No. 2 or No. 3 starter.

2017 Club (Class)	W	L	ERA	G	GS	SV	IP	H	HR	BB	SO	AVG
CLC Twins (R)	3	0	1.33	6	1	0	20	10	1	4	19	.141



10. TYLER JAY, LHP
BORN: April 19, 1995. **B-T:** L-L. **HT.:** 6-1. **WT.:** 185. **DRAFTED:** Illinois, 2015 (1st round). **SIGNED BY:** Jeff Pohl.

TRACK RECORD: Taken sixth overall in 2015, Jay signed for \$3,889,500 and initially transitioned to a starting role after serving as an All-American closer at Illinois. Upon reaching

Double-A Chattanooga at midseason 2016, however, the slightly built Jay ran into neck, shoulder and fatigue issues. After he was worn down by the summer heat and the rigors of starting, he and the Twins mutually decided to return him to the bullpen in 2017. Instead, more neck and shoulder woes limited him to just two appearances over the first four and a half months of the season before he finally returned for good in mid-August.

SCOUTING REPORT: Sent to the Arizona Fall League, Jay mostly pitched in the low 90s with his four-seam fastball but did touch 95 mph in the Fall Stars Game. A hard, late-breaking slider that showed plus potential at 86-87 mph in his first two seasons remained erratic upon his return. Even in relief he continued to flash an above-average curveball at 78-80 mph and a show-me changeup just in case he's used in multi-inning roles.

THE FUTURE: The product of the Chicago suburbs has a football background and a competitive streak that should serve him well as he pushes for a spot in the big league bullpen at some point in 2018.

2017 Club (Class)	W	L	ERA	G	GS	SV	IP	H	HR	BB	SO	AVG
Minors (3 teams)	3	0	3.09	8	1	0	12	11	2	4	19	.239

BaseballAmerica

Order 26 editions & receive FREE digital & online access for 1 year!

VISIT BaseballAmerica.com/twins10 TO ORDER

SUBSCRIBE NOW

LESS THAN \$8/MO



2018 KERNELS MEDIA POLICIES

The Cedar Rapids KERNELS would like to thank all media outlets for their past and future coverage of the team. With that in mind, please review our 2018 media policies:

Credential Applications: All members of the media interested in KERNELS press credentials are asked to submit a written request on official company letterhead. Please email credential application to Andrew Pantini, Communications Manager, at andy@kernels.com.

Use of Credentials: Credentials are issued for the sole purpose of providing members of the media access to games in order to cover the team. Using credentials for any non-working capacity such as to attend a game with family or friends is grounds for immediate and permanent revocation.

Press Will Call: Credentials may be picked up at the desk at the Administration entrance of the stadium. Will Call is open two hours before game time. Identification will be required to pick up your credentials.

Parking: A limited number of media parking spaces are available near the press box entrance. These spaces are reserved for organizations that cover the KERNELS on a full-time basis and are first come, first serve in availability. Your season credential will serve as your pass.

Food & Beverage: The KERNELS will provide a meal voucher to members of the press covering KERNELS MWL regular season and playoff games. Andrew Pantini will distribute the vouchers as soon as time permits.

Field: Credentials must be visible at all times when you are on the field. Photographers are not allowed to shoot from the field of play. They may only shoot from the photographer pits located at the far end of each dugout. Photographers are not allowed in the team side of the dugout.

Press Box: The press box is located on the Suite Level (Floor 3) of the stadium. No food or drink is to leave the press box unless it is for a member of a camera crew. No spouses, guests or children of media members will be allowed in the press box.

Photographers: Photographers are not permitted on the field of play at any time. Photographers are restricted to the photo pits located adjacent to both team dugouts. Shooting from the stands is permissible, but not from the tops of the dugout.

Stats and Information: Game notes and statistics are available in the press box approximately one hour before game time. Starting lineups and statistical information will also be available roughly one hour prior to first pitch, time permitting. Box scores will be provided to the media following the conclusion of each game.

Interviews: Please contact Andrew Pantini, Morgan Hawk, or Scott Wilson for specific interview requests. Interviews may take place after the KERNELS have taken batting practice until 45 minutes before game time and following the game.

The clubhouse is open until 45 minutes before game time and after the game. The clubhouse can be closed to media members at any time by Manager Toby Gardenhire, for the purpose of a closed-door meeting. The clubhouse is closed to the media between games of a doubleheader. However, Manager Toby Gardenhire and coaches Cibney Bello, Justin Willard and Brian Dinkelman will be available in their offices for approximately 10 minutes between games. The training room is closed at all times to the media. The best time to interview opposing team members is before batting practice or after the game. Contact Andrew Pantini or Morgan Hawk prior to conducting any pre-game interviews with opposing players.

Batting Practice: Members of the media are welcome to observe batting practice, but may not interview the players without prior permission. Television footage may also be shot at this time. Media are directed to stay in foul territory, preferably behind the batting cage, to avoid possible injury.

2018 Cedar Rapids Batting Practice Schedule

12:05 PM Start: KERNELS Infield 9:00-9:15
KERNELS Batting Practice 9:15-10:00
Visitor's Batting Practice 10:15-11:00
Visitor's Infield 11:00-11:15

2:05 PM Start: KERNELS Infield 11:00-11:15
KERNELS Batting Practice 11:15-12:00
Visitor's Batting Practice 12:15-1:00
Visitor's Infield 1:00-1:15

5:05 PM Start: KERNELS Infield 2:00-2:15
KERNELS Batting Practice 2:15-3:00
Visitor's Batting Practice 3:15-4:00
Visitor's Infield 4:00-4:15

6:35 PM Start: KERNELS Infield 3:30-3:45
KERNELS Batting Practice 3:45-4:30
Visitor's Batting Practice 4:45-5:30
Visitor's Infield 5:30-5:45

Autographs: Autograph seeking by members of the media is strictly prohibited inside the stadium using media credentials.

Manager Toby Gardenhire and the KERNELS reserve the right to change or alter these policies at any time. For more information regarding anything media related, please contact Andrew Pantini (andy@kernels.com) at 896-7601.



2018 KERNELS RADIO BROADCAST 1450 KMRY AM & 93.1 KMRY FM



Morgan Hawk



Chris Kleinhans-Schulz

KMRY 1450 AM
93.1 FM

KMRY 1450 AM and KMRY 93.1 FM continues to be the home for Kernels Baseball in 2018!

Morgan Hawk and Chris Kleinhans-Schulz bring you the exciting MWL action for all 140 regular season games. KMRY will carry all of the Kernels games live over the internet at www.kmryradio.com and www.kernels.com!

Chris Kleinhans-Schulz joins the Kernels broadcast team and will provide color commentary at home games as well as full play-by-play coverage of all Kernels road games.



KERNELS TELEVISION AND RADIO MEDIA PARTNERS

Television

KCRG TV-9 (ABC)

Scott Saville / Josh Christensen
John Campbell
P.O. Box 816
Cedar Rapids, IA 52406
319-398-8325
319-368-8505 FAX

KGAN TV-2 (CBS) KFXA TV-28 (FOX)

Zach Hanley
Mia O'Brien
P.O. Box 3131
Cedar Rapids, IA 52406
319-395-9076
319-395-0113 FAX

KWWL TV-7 (NBC)

Rick Coleman / Mark Woodley
East 4th and Franklin
Waterloo, IA 50703
201 First St. SE, Suite 106
Cedar Rapids, IA 52406
319-291-1240 (Waterloo)
319-291-1233 FAX (Waterloo)

Mediacom (MC22)

6300 Council St. NE
Cedar Rapids, IA 52402
319-395-7801
319-393-3017 FAX

Radio

KMRY AM-1450

Rick Sellers / Eric Walker
1957 Blairs Ferry Rd. NE
Cedar Rapids, IA 52402
319-393-1450
319-393-1407 FAX

WMT AM-600 / WMT FM-95.7 KMJM AM-1360 / 96.5 KISS

P.O. Box 2147
Cedar Rapids, IA 52406
319-395-0540
319-393-0918 FAX

KZIA FM-102.9

KGYM 1600 AM / 106.3 FM 107.5 FM

Scott Unash/Todd Brommelkamp
1110 26th Ave. SW
Cedar Rapids, IA 52404
319-362-0393
319-363-2948 FAX

KKRQ FM-100.7

KXIC AM-800
P.O. Box 2388
Iowa City, IA 52244
319-362-4099 (C.R.)
319-354-9504 FAX (Iowa City)

104.5 KDAT / 98.1 KHAK 94.1 KRNA / 107.1 KRQN

Bob James
425 Second St. SE
Cedar Rapids, IA 52401
319-365-9431
800-798-5425
319-363-8062 FAX

KMCH FM-94.7

223 W. Main
Manchester, IA 52057
563-927-6249
563-927-4372 FAX

KCKK FM-88.3

6301 Kirkwood Blvd. SW
Cedar Rapids, IA 52406
319-398-5446
319-398-5492 FAX

KCJJ AM-1630

P.O. Box 2118
Iowa City, IA 52244
319-354-1242
319-354-1921 FAX

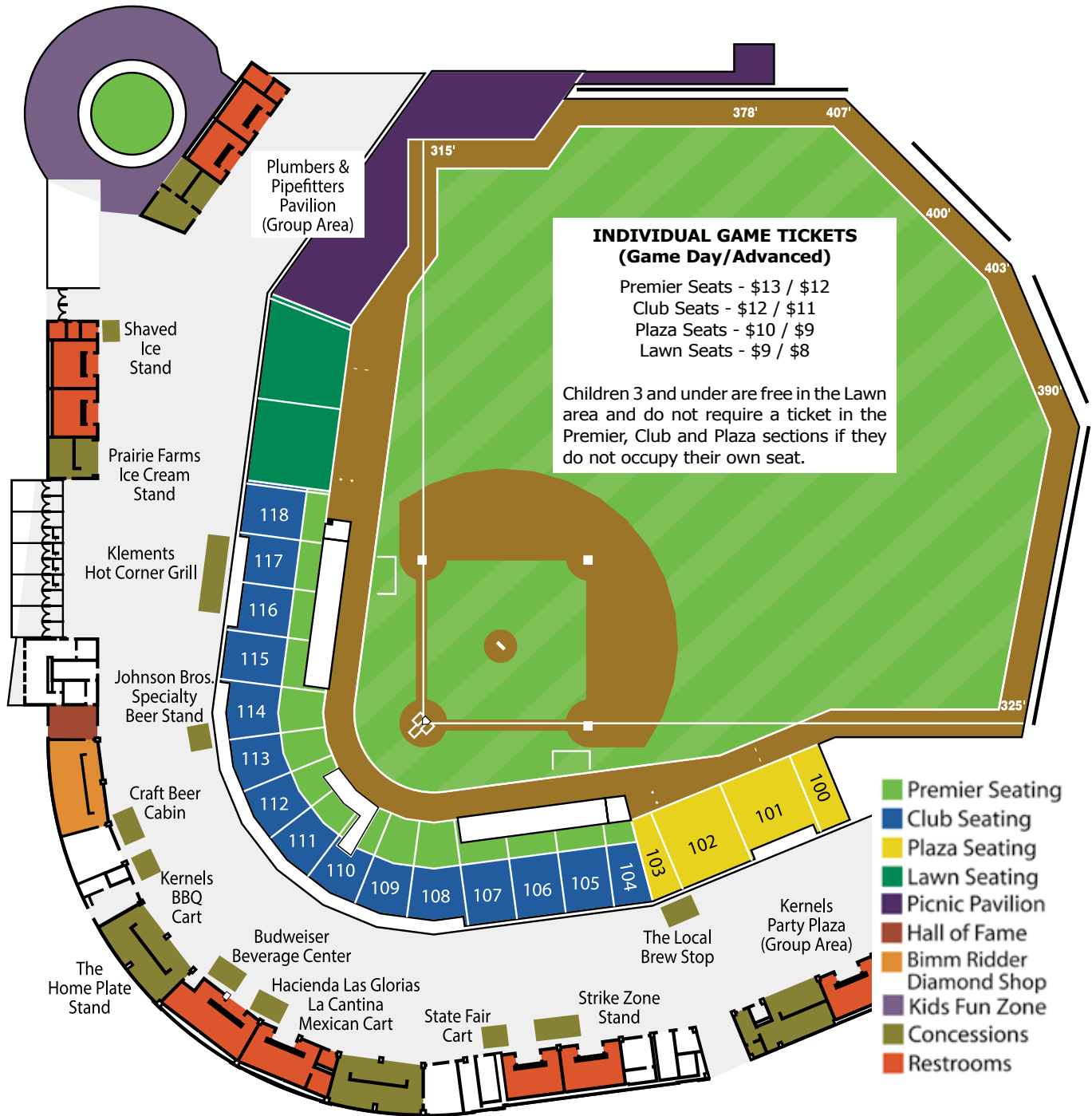
KFMW FM-107.9

514 Jefferson St.
Waterloo, IA 50701
800-234-5369

KOKZ FM-105.7

615 3rd Ave SE
Cedar Rapids, IA 52403
888-234-1057

Perfect Game Field at Veterans Memorial Stadium Seating Chart, Concessions Map & Ticket Prices



Standard concession items (hamburgers, pizza by the slice, hot dogs, bottled soda & water and regular draft beer) can be found at the **Home Plate** and **First Base** concession stands. The First Base Stand has tenderloins and french fries and the Home Plate Stand features gluten free and healthy concession item choices. Hand-dipped ice cream and novelty treats are at the **Prairie Farms Ice Cream Stand**

The Klements Hot Corner Grill features freshly grilled sandwiches including Philly Steak Sandwiches and Gyros. Fans can create their own sandwich with their choice of up to three toppings. Additional toppings are available at an extra price.

The Strike Zone Stand features the Kernels Nacho Helmets, and the Grilled Tenderloin Sandwich plus assorted beverages and snacks.

Premium draft beer and adult beverages are available at the **Craft Beer Cabin**, **Johnson Brothers Specialty Beer Stand**, and **Budweiser Beverage Center**. The **Local Brew Stop** features locally brewed specialty beer from **7G Distributing**.

Hacienda Las Glorias & LaCantina Mexican Cart - Freshly made Mexican food items and margaritas.

Shaved Ice Stand - Fruit flavored shaved ice treat.

Kernels BBQ Cart - Freshly made BBQ entrees plus bottled soda and water.

2018 CEDAR RAPIDS KERNELS SCHEDULE

APRIL – 12 HOME GAMES

SUN	MON	TUE	WED	THU	FRI	SAT
1	2	3	4	5 @ QC	6 @ QC	7 QC 5:05
8 QC 2:05	9 @ PEO	10 @ PEO	11 @ PEO	12 @ PEO	13 CLI 6:35	14 CLI 5:05
15 CLI 2:05	16 OFF DAY	17 @ BEL	18 @ BEL	19 @ BEL	20 KC 6:35	21 KC 5:05
22 KC 2:05	23 BUR 6:35	24 BUR 6:35	25 BUR 6:35	26 BUR 6:35	27 @ QC	28 @ QC
29 @ QC	30 OFF DAY					

MAY – 17 HOME GAMES

SUN	MON	TUE	WED	THU	FRI	SAT
		1 SB 6:35	2 SB 6:35	3 SB 6:35	4 WM 6:35	5 WM 6:35 ★
6 WM 2:05	7 @ DAY	8 @ DAY	9 @ DAY	10 @ BG	11 @ BG	12 @ BG
13 OFF DAY	14 QC 6:35	15 QC 6:35	16 QC 12:05	17 QC 6:35 ★	18 @ CLI	19 @ CLI
20 @ CLI	21 @ KC	22 @ KC	23 @ KC	24 @ KC	25 CLI 6:35	26 CLI 6:35 ★
27 CLI 2:05	28 CLI 12:05	29 WIS 6:35	30 WIS 12:05	31 WIS 6:35 ★		

JUNE – 13 HOME GAMES

SUN	MON	TUE	WED	THU	FRI	SAT
					1 @ BUR	2 @ BUR
3 @ BUR	4 OFF DAY	5 BEL 6:35	6 BEL 12:05	7 BEL 6:35 ★	8 @ WIS	9 @ WIS
10 @ WIS	11 @ WIS	12 @ KC	13 @ KC	14 @ KC	15 PEO 6:35	16 PEO 6:35 ★
17 PEO 2:05	18 OFF DAY	19 All-Star @ LAN	20 OFF DAY	21 WIS 6:35	22 WIS 6:35	23 WIS 6:35 ★
24 WIS 2:05	25 BEL 6:35	26 BEL 6:35	27 BEL 12:05	28 @ BUR	29 @ BUR	30 @ BUR

JULY – 13 HOME GAMES

SUN	MON	TUE	WED	THU	FRI	SAT
1 @ BUR	2 @ WIS	3 @ WIS	4 WIS 5:05 ★	5 WIS 6:35	6 @ KC	7 @ KC
8 @ KC	9 @ KC	10 OFF DAY	11 FW 6:35	12 FW 6:35	13 FW 6:35	14 LC 6:35 ★
15 LC 2:05	16 LC 12:05	17 OFF DAY	18 @ GL	19 @ GL	20 @ GL	21 @ LAN
22 @ LAN	23 @ LAN	24 OFF DAY	25 CLI 6:35	26 CLI 6:35	27 CLI 6:35	28 QC 6:35 ★
29 QC 2:05	30 @ QC	31 @ QC				

★ FIREWORKS

AUGUST – 15 HOME GAMES

SUN	MON	TUE	WED	THU	FRI	SAT
			1 @ PEO	2 @ PEO	3 @ PEO	4 BEL 6:35 ★
5 BEL 2:05	6 BEL 12:05	7 OFF DAY	8 @ CLI	9 @ CLI	10 @ CLI	11 @ QC
12 @ QC	13 QC 6:35	14 QC 6:35	15 PEO 6:35	16 PEO 6:35	17 PEO 6:35 ★	18 @ WIS
19 @ WIS	20 @ WIS	21 @ BEL	22 @ BEL	23 @ BEL	24 KC 6:35	25 KC 6:35 ★
26 KC 2:05	27 KC 6:35	28 OFF DAY	29 BUR 6:35	30 BUR 6:35	31 BUR 6:35 ★	

SEPTEMBER – 0 HOME GAMES

SUN	MON	TUE	WED	THU	FRI	SAT
						1 @ BEL
2 @ BEL	3 @ BEL	Check our Pocket Schedules or www.kernels.com for additional stadium promotions and events!				

Home Game

Mark Down Monday

Great Clips
Twins Tuesday

First Federal Credit Union
Flat Screen Thursday

Kernels Friday Mug Club
presented by Stadium Bar & Grill,
Shuey's, Red's Public House,
Mulligan's Pub and Z 102.9

Western Fraternal Life
Kids Eat Free Sunday

Cedar Rapids Kernels Professional Baseball • PO Box 2001, Cedar Rapids, IA 52406-2001

Phone: (319) 363-3887 • www.kernels.com • Email: kernels@kernels.com



KERNELS PRINT MEDIA PARTNERS

Newspapers

The Gazette

J.R. Ogden, sports editor
Jeff Johnson, beat writer
Mike Hlas, columnist
P.O. Box 511
Cedar Rapids, IA 52406
800-397-8258
319-398-8258
319-398-5861 FAX

Iowa City Press-Citizen

P.O. Box 2480
Iowa City, IA 52240
319-337-3181
319-339-7342 FAX

Waterloo Courier

Kevin Evans, sports editor
P.O. Box 540
Waterloo, IA 50704
800-798-1741
319-291-2069 FAX

Dubuque Telegraph-Herald

Jim Leitner, sports editor
P.O. Box 688
Dubuque, IA 52004
800-562-6005
563-588-5768
563-588-3834 FAX

Marion Times

808 6th Street
Marion, IA 52302
(319) 377-7037

Oelwein Daily Register

John Jensen
25 First St. SE
Oelwein, IA 50662

Washington Evening Journal

P.O. Box 471
Washington, IA 52353

Anamosa Journal-Eureka

P.O. Box 108
Anamosa, IA 52205

Cedar Valley Times

P.O. Box 468
Vinton, IA 5234

Kalona News

P.O. Box 329
Kalona, IA 52247

Linn News Letter

P.O. Box A
Central City, IA 52214

Lone Tree Reporter

Ron Rife
5695 Hwy 22 SE
Lone Tree, IA 52755

Lowden Sun News

P.O. Box O
Lowden, IA 52255

Manchester Press

P.O. Box C
Manchester, IA 52057

Monticello Express

P.O. Box 191
Monticello, IA 52310

Mount Vernon Sun

P.O. Box 129
Mount Vernon, IA 52314

North English Record

P.O. Box 208
Marengo, IA 52301

S. Benton Star-Press

832 12th St.
Belle Plaine, IA 52208

Tipton Conservative

Ryan Hutchinson
P.O. Box 271
Tipton, IA 52272

Wellman Advance

Wellman, IA 52356

West Branch Times

P.O. Box 368
West Branch, IA 52358

West Liberty Index

P.O. Box 96
West Liberty, IA 52776

Williamsburg Journal-Tribune

P.O. Box 690
Williamsburg, IA 52361

Wyoming Midland Times

P.O. Box 87
Wyoming, IA 52362



MWL VISITING TEAM HOTELS



BELOIT
Rodeway Inn
2956 Milwaukee Road
Beloit, WI 53511
Telephone: (608) 364-4000
Contact: Danyel Vance



BOWLING GREEN
Clarion Inn & Suites
166 Cumberland Trace Road
Bowling Green KY 42103
Telephone: (270) 282-7130
Contact: Steve Garden



BURLINGTON
Pzazz Hotel at Fun City
3001 Winegard Drive
Burlington, IA 52601
Telephone: (319) 753-2223
Contact: Marlina Switzer



CEDAR RAPIDS
Comfort Inn & Suites
2025 Werner Ave. NE
Cedar Rapids, IA 52402
Phone: (319) 378-8888
Fax: (319) 378-9899
Contact: Penny Wise



CLINTON
American Inn & Suites
1301 17th Street
Fulton, IL 61252
Telephone: (815) 589-3333
Contact: Tyler Kleparski



DAYTON
Courtyard by Marriott
100 Prestige Place
Miamisburg, OH 45342
Telephone: (937) 433-3131
Fax: (937) 433-0285
Contact: Tara Scott



FORT WAYNE
Quality Inn
1734 West Washington Center Rd.
Fort Wayne, IN 46818
Telephone: (260) 489-5554
Fax: (260) 489-6450
Contact: Rhonda Jacquary



GREAT LAKES
Holiday Inn of Midland
810 Cinema Drive
Midland, MI 48642
Telephone: (989) 794-8500
Fax: (989) 794-8501
Contact: Justine Doyle



KANE COUNTY
Pheasant Run Resort
4051 E. Main Street
St. Charles, IL 60174
Telephone: (630) 584-6300
Fax: (630) 584-9831
Contact: Jeanne Hahn or Eric Yarolimek



LAKE COUNTY
Red Roof Inn
4166 State Route 306
Willoughby, OH 44094
Telephone: (440) 946-9872
Fax: (440) 946-3624
Contact: Ken Metzdorf



LANSING
Radisson
111 N. Grand Avenue
Lansing, MI 48933
Phone: (517) 482-0188
Fax: (517) 487-6646
Contact: Kimberly DeBrabander



PEORIA
Quality Inn & Suites
4112 N. Brandywine Drive
Peoria, IL 61614
Telephone: (309) 685-5226
Fax: (309) 685-6272
Contact: Jenni Pence



QUAD CITIES
Radisson Inn
111 E. 2nd Street
Davenport IA 52801
Telephone: (563) 327-2547
Contact: Kimberly Rogis



SOUTH BEND
Double Tree by Hilton
123 N. St. Joseph Street
South Bend, IN 46601
Telephone: (574) 234-2000
Fax: (574) 234-2252
Contact: Sherri Stewart



WEST MICHIGAN
Crowne Plaza Grand Rapids - Airport
5700 East 28th Street SE
Grand Rapids, MI 49546
Phone: (616) 957-1770
Fax: (616) 957-0217
Contact: Karl Knieling



WISCONSIN
Country Inn & Suites
355 N. Fox River Drive
Appleton, WI 54913
Telephone: (920) 830-3240
Fax: (920) 830-9868
Contact: Ashley Grove



NOTES

