


# 2015 MEDIA GUIDE



Ketel  
**MARTE**

*Rainiers*™



Triple-A Affiliate



## APRIL

SUN	MON	TUE	WED	THU	FRI	SAT
			1	2	3	4
5	6	7	8	9 6:05	10 6:05	11 6:05
12 12:05	13 5:35	14 5:35	15 5:35	16 11:05	17 7:05	18 5:05
ELP	ALB	ALB	ALB	ALB	ELP	ELP
19 1:35	20 6:05	21 6:05	22 7:05	23 7:05	24 7:05	25 7:05
ELP	ELP	ALB	ALB	ALB	ALB	SAC
26 1:05	27 7:05	28 7:05	29	30 7:05		
SAC	SAC	SAC		FRE		

## MAY

SUN	MON	TUE	WED	THU	FRI	SAT
					1 7:05	2 5:05
					FRE	FRE
3 1:35	4 5:35	5 5:35	6 5:35	7 5:35	8 7:05	9 7:05
FRE	SLK	SLK	SLK	SLK	FRE	FRE
10 2:05	11 12:05	12 6:05	13 7:05	14 7:05	15 7:05	16 5:05
FRE	FRE	SLK	SLK	SLK	SLK	SAC
17 1:35	18 6:05	19 1:35	20	21 4:35	22 5:05	23 5:05
LAS	LAS	LAS		IOW	IOW	IOW
24 11:05	25 10:05	26 4:35	27 4:35	28 4:35	29 7:05	30 5:05
IOW	OMA	OMA	OMA	OMA	RR	RR
31 1:35						
RR						

## JUNE

SUN	MON	TUE	WED	THU	FRI	SAT
	1 11:35	2 6:05	3 7:05	4 7:05	5 7:05	6 7:05
	RR	NEW	NEW	NEW	NEW	SAC
7 1:05	8 7:05	9 7:05	10	11 7:05	12 7:05	13 5:05
SAC	SAC	SAC		ALB	ALB	ALB
14 1:35	15 7:05	16 1:05	17 7:05	18 6:05	19 6:05	20 6:05
ALB	REN	REN	REN	ALB	ALB	ALB
21 5:05	22	23 6:05	24 7:05	25 7:05	26 7:05	27 5:05
ALB		REN	REN	REN	ELP	ELP
28 1:35	29 6:05	30 6:05				
ELP	ELP	LAS				

ALB - Albuquerque Isotopes  
 COL - Colorado Springs Sky Sox  
 ELP - El Paso Chihuahuas  
 FRE - Fresno Grizzlies  
 IOW - Iowa Cubs

LAS - Las Vegas 51s  
 MEM - Memphis Redbirds  
 NAS - Nashville Sounds  
 NEW - New Orleans Zephyrs  
 OKC - Oklahoma City Dodgers

OMA - Omaha Storm Chasers  
 REN - Reno Aces  
 RR - Round Rock Express  
 SAC - Sacramento River Cats  
 SLK - Salt Lake Bees

All game times are Pacific Standard Time. For tickets, merchandise, up-to-date stats and info visit [tacomrainiers.com](http://tacomrainiers.com). South Sound Sports 850 AM is the broadcast station for Rainiers baseball.

## JULY

SUN	MON	TUE	WED	THU	FRI	SAT
			1 7:05	2 7:05	3 7:05	4 7:05
			LAS	LAS	LAS	FRE
5 6:05	6 7:05	7 7:05	8 7:05	9 7:05	10 7:05	11 7:05
FRE	FRE	FRE	REN	REN	REN	REN
12 1:05	13	14	15	16 7:05	17 7:05	18 7:05
REN	ALL-STAR BREAK			SAC	SAC	SAC
19 1:35	20 7:05	21 7:05	22 7:05	23 7:05	24 7:05	25 7:05
SAC	SLK	SLK	SLK	SLK	FRE	FRE
26 1:35	27 1:35	28 6:05	29 6:05	30 6:05	31 6:05	
FRE	FRE	ELP	ELP	ELP	ELP	

## AUGUST

SUN	MON	TUE	WED	THU	FRI	SAT
						1 7:05
						LAS
2 7:05	3 7:05	4 7:05	5 7:05	6 7:05	7 7:05	8 7:05
LAS	LAS	LAS	REN	REN	REN	REN
9 1:35	10	11 7:05	12 11:35	13 7:05	14 7:05	15 5:05
REN		SAC	SAC	SAC	SAC	OKC
16 4:05	17 5:05	18 5:05	19 5:35	20 5:35	21 6:05	22 5:05
OKC	OKC	OKC	COL	COL	COL	COL
23 5:05	24 7:05	25 7:05	26 7:05	27 7:05	28 7:05	29 7:05
MEM	MEM	MEM	MEM	NAS	NAS	NAS
30 1:35	31 6:05					
NAS	SLK					

## SEPTEMBER

SUN	MON	TUE	WED	THU	FRI	SAT
		1 6:05	2 6:05	3 6:05	4 7:05	5 7:05
		SLK	SLK	SLK	LAS	LAS
6 7:05	7 12:05	8	9	10	11	12
LAS	LAS					

- HOME
- THROWBACK WEEKEND
- ROAD
- SALUTE TO ARMED FORCES DAY
- FIREWORKS
- PAINT THE PARK PURPLE
- NW BREW WEDNESDAY
- COLOR CHENEY CRIMSON
- THIRSTY THURSDAY
- PINK AT THE PARK
- SILVER BULLET SATURDAYS
- FIRST RESPONDERS NIGHT
- LITTLE CAESARS FAMILY MEAL DEAL
- PLU NIGHT

All game times are Pacific Standard Time.

# 2015 TACOMA RAINIERS MEDIA GUIDE TABLE OF CONTENTS

Front Office/Contact Info .....	4-5
Cheney Stadium .....	6-8
Coaches Staff .....	9-12
2015 Tacoma Rainiers Players .....	13-94
2014 Season Review .....	95-118
League Leaders and Final Standings .....	96-97
Team Batting/Pitching/Fielding Summary .....	98-99
Monthly Batting/Pitching Totals .....	100-102
Situational Batting/Pitching Totals .....	103-111
Team Highlights .....	112-113
Day-By-Day .....	114-115
Highs and Lows .....	116
Transactions .....	117-118
Opponents .....	119-127
History and Records .....	129-160
Career Batting/Pitching Leaders .....	130-133
Single-Season Batting/Pitching Leaders .....	134-135
Franchise Leaders .....	136-137
All-Time Record(s) vs. PCL Opponents .....	138-141
Year-By-Year Record .....	142
Postseason History .....	143-153
All-Time Roster .....	154-160
Media Information .....	161-164
Guidelines .....	162
Broadcast Information .....	163
Notes .....	164

## INFORMATION BOX INDEX

Cheney Stadium Firsts .....	8
Tacoma Managers 1960-Present .....	15
Tacoma Players Who Have Led the Pacific Coast League in Home Runs .....	31
Tacoma Affiliate Records .....	38
Tacoma ERA Champions .....	49
Troy Neel Wins the 1992 Batting Title .....	66
Tacoma All-Star Selections .....	82
Tacoma Triple Plays .....	99
Simpson Kraft Haal of Fame Inductees .....	137
Dick Phillips Wins 1961 MVP .....	143



### CREDITS:

Editor: Ben Spradling  
 Researched and written by: Mike Curto and Brett Gleason  
 Graphic design: Tony Canepa  
 Photography: Richard Trask  
 Statistical assistance provided by Major League Baseball Advanced Media.  
 Additional biographical information provided by the Seattle Mariners Baseball Information Department.

FRONT  
OFFICE

CHENEY  
STADIUM

COACHES/  
STAFF

2014 RAINIERS

2014 SEASON  
REVIEW

OPPONENTS

HISTORY &  
RECORDS

MEDIA &  
MISC.





**FRONT OFFICE**





**TACOMA RAINIERS PROFESSIONAL BASEBALL**

**CHENEY STADIUM  
2502 SOUTH TYLER STREET  
TACOMA, WA 98405**

PHONE: (253) 752-7707

FAX: (253) 752-7135

BOX OFFICE: (253) 752-7700

**EXECUTIVE STAFF**

CEO/Ownership..... Mikal Thomsen  
 President..... Aaron Artman  
 Vice President, Business Development ..... Jim Flavin  
 Director, Administration/Assistant to the President..... Patti Stacy  
 Vice President, Sales..... Shane Santman

**TICKET SALES AND SERVICES**

Director, Ticket Operations ..... Cameron Badgett  
 Manager, Suite Services and Events ..... Taryn Duncan  
 Manager, Corporate Sales ..... Andrew Barry  
 Manager, Corporate Sales ..... Ben Nelson  
 Manager, Corporate Sales ..... Tim O'Hollaren  
 Manager, Corporate Sales ..... Patrick Hilsabeck  
 Manager, Corporate Sales ..... Tyler Olsson  
 Coordinator, Group Events..... Chris Aubertin  
 Coordinator, Group Events..... Caitlin Calnan  
 Coordinator, Group Events..... Haley Harshaw  
 Coordinator, Group Events..... SkyLAN Morris  
 Coordinator, Group Events..... Lohren Stitt  
 Coordinator, Event Sales..... Byron Pullen  
 Coordinator, Box Office..... Necia Borba

**CORPORATE PARTNERSHIPS**

Director, Partner Development..... Julia Falvey  
 Associate Director, Partner Services..... Betsy Hechtner  
 Coordinator, Partner Services..... Meghan Granito

**COMMUNICATIONS**

Director, Marketing & Media Development ..... Ben Spradling  
 Coordinator, Media Relations ..... Brett Gleason  
 Director, Creative ..... Tony Canepa  
 Broadcaster ..... Mike Curto  
 Coordinator, Game Entertainment..... Casey Catherwood

**STADIUM AND TEAM OPERATIONS**

Senior Director, Ballpark Operations ..... Ryan Schutt  
 Director, Baseball Operations and Merchandise ..... Ashley Schutt  
 Coordinator, Technical..... Anthony Phinney  
 Manager, Stadium Operations ..... Nick Cherniske  
 Groundskeeper..... David Schutt

**FINANCE**

Controller ..... Brian Coombe  
 Staff Accountant..... Elise Schorr  
 Receptionist..... Taylor Barham



# CHENEY STADIUM



The development of Cheney Stadium as Tacoma's home of Pacific Coast League baseball began in 1957 as a shared idea by area businessmen Ben Cheney and Clay Huntington.

Following a three-year effort by these men, the San Francisco Giants agreed in the fall of 1959 to relocate their Triple-A club from Phoenix to Tacoma contingent upon the city's ability to construct a new stadium in time for the beginning of the 1960 season.


The city council approved the measure, clearing the way for a new stadium. The project took three months and 14 days to complete, cost \$940,00 with Ben Cheney putting up \$100,000 of his own to cover any overruns, and was finished just in time for the ballpark to host the Tacoma Giants first game on April 16, 1960.



*Ben Cheney surveying the early stages of the stadium prior to the Tacoma Giants first season in 1960.*

Outside of minor upgrades that included clubhouse renovations, the installation of a new playing surface and replacing the stadium's original wooden seats, Cheney Stadium remained largely unchanged for 51 seasons. More than five decades of housing PCL baseball in Tacoma began to take a toll and the house that Ben Cheney built was understandably beginning to show its age.

Following a concerted effort by Tacoma Rainiers ownership, Schlegel Sports Group, and the City of Tacoma, Cheney Stadium's new era officially began on November 24, 2009, when the Tacoma City Council approved a \$28 million private-public bond that would provide the bulk of a \$30 million renovation scheduled to take place during the 2010 offseason. The look of the renovation took shape a few months later when a design/build team led by Mortenson Construction, along with Populous and Tacoma-based Belay Architecture, was approved on March 9, 2010.




*Aerial view of the newly-completed Cheney Stadium - nicknamed the "The 100-Day Wonder" due to its brisk construction schedule.*

The stadium once dubbed the "100-Day Wonder" in tribute to its brisk construction time was set to undergo an extensive offseason renovation under a schedule equally as ambitious. From the last pitch of the Rainiers final home game of the 2010 season on September 2 until April 1, 2011, Cheney Stadium was to undergo a historic transformation in just a 210-day period.

Over 200 on- and off-site construction jobs were created in Tacoma in order to make Cheney's fast face-lift possible. The aggressive schedule saw Cheney Stadium "top out" - meaning the completion of the overall structure - during the holidays and was ready



# CHENEY STADIUM



Cheney Stadium added a 4,000 square foot Summit Club as part of its renovation following the 2010 season.

stadium boasts double the number of concession points of sale and more ADA seating capacity along with better ADA access. Gone are the wooden walls that lined left and right field, replaced by lower, padded, chain-link fences featuring inset bullpens. The Rainiers clubhouse and dugout, formerly located along the first base line, shifted to third base, with visiting teams now residing in the fully renovated first base location.

What did not change are the views fans had grown accustomed to over Cheney Stadium's more than five decades of existence. The ballpark's grandstand is still the same one constructed prior to 1960 that features a steep pitch that makes every seat in the house a great one.

The 29-foot tall "batter's eye" continues to serve as a centerfield landmark, taunting batters at a distant 425 feet from home plate. (Shin Soo Choo and A.J. Zapp remain the only batters to hit a homer over the "Blue Monster.") And the Simpson-Kraft Hall of Fame remains untouched, a tribute to Ben Cheney and the Tacoma names who helped to make Cheney Stadium the iconic venue it is today.

In its inaugural season in 2011, the new Cheney Stadium was greeted with a reception more than worthy of all the hard work. The Rainiers hosted 18 sell-out games, a then franchise-record 378,518 fans flocked to the renovated ballpark to see top prospects establish themselves as Major League talents. The turn out by the people of Tacoma further confirmed Cheney Stadium's transition from a beautiful building to an iconic Pacific Northwest ballpark.

for occupation by the club's April 1 deadline.

The renovated Cheney Stadium now incorporates more than 90,000 pounds of steel spanning across more than 96,000 square feet. The roof is comprised of Douglas Fir glu-lam beams, the largest of which weigh over 7,000 lbs.

The ballpark's wooden exterior, extending up to 75 feet at its peak, is indicative of a ballpark that was built to be geographically relevant. Every addition was constructed using only local materials, built with Tacoma and the Pacific Northwest in mind.

Cheney now features amenities that include 16 luxury suites, a 4,000 square foot Summit Club and restaurant, club seats that are closer than any other seat in any other baseball park across the nation, and a grass berm located along right field. The



The Rainiers added the "R" Yard party deck beyond the left field wall in June of 2014. It is the first outfield viewing experience in stadium history.

## CHENEY STADIUM FIRSTS

First Rainout.....	April 14, 1960
First Game.....	April 16, 1960 (game one of day/night double header)
Result, First Game.....	Portland Beavers 7, Tacoma Giants 2
Attendance, First Game.....	6,612
First Tacoma Win.....	April 16, 1960 – game two (Tacoma 11, Portland 0)
Ceremonial First Pitch.....	Ben Hanson, Mayor of Tacoma
First Pitcher.....	Eddie Fisher, Tacoma, April 16 vs. Portland
First Batter.....	Clem Moore, Portland (fouled out to RF Bob Perry)
First Hit.....	George Freeze, Portland, April 16 – 1st inning, game one (single)
First Tacoma Hit.....	Danny O'Connell, Tacoma, April 16 – 1st inning, game one (single)
First Run Scored.....	Eddie Fisher, Tacoma, April 16 – 3rd inning, game one
First Run Batted In.....	Matty Alou, Tacoma, April 16 – 3rd inning, game one
First Double.....	Nippy Jones, Portland – April 16 – 8th inning, game one
First Triple.....	Tom Haller, Tacoma – April 16 – 1st inning, game two
First Home Run.....	Matty Alou, Tacoma, April 16 – 3rd inning, game one (2-run HR)
First Grand Slam.....	Frank Reveira, Tacoma, April 27 – 5th inning
First Pinch-Hit Home Run.....	Frank Reveira, Tacoma, April 27 – 5th inning
First to Hit for Cycle.....	Bill Hain, Tacoma, vs. Spokane August 8, 1961
First Winning Pitcher.....	Lynn Lovenguth, Portland, April 16 – game one
First Losing Pitcher.....	Eddie Fisher, Tacoma, April 16 – game one
First Shoutout.....	Juan Marichal, Tacoma, April 16 – game two
First Hit Allowed.....	Eddie Fisher, Tacoma, April 16 – 1st inning, game one
First Home Run Allowed.....	Lynn Lovenguth, Portland, April 16 – 3rd inning, game one (Alou)
First Strikeout.....	Eddie Fisher struck out Jim Greengrass, April 16 – 1st inning, game one
First Walk.....	Eddie Fisher walked Bill Causion, April 16 – 1st inning, game one
First Stolen Base.....	Matty Alou, Tacoma, April 16 – 6th inning, game two
First Error.....	Tom Haller, Tacoma catcher, April 16 – 1st inning, game one
First Grounded Into DP.....	Benny Valenzuela, Tacoma, April 16 – 4th inning, game one

FRONT OFFICE

CHENEY STADIUM

COACHES/STAFF

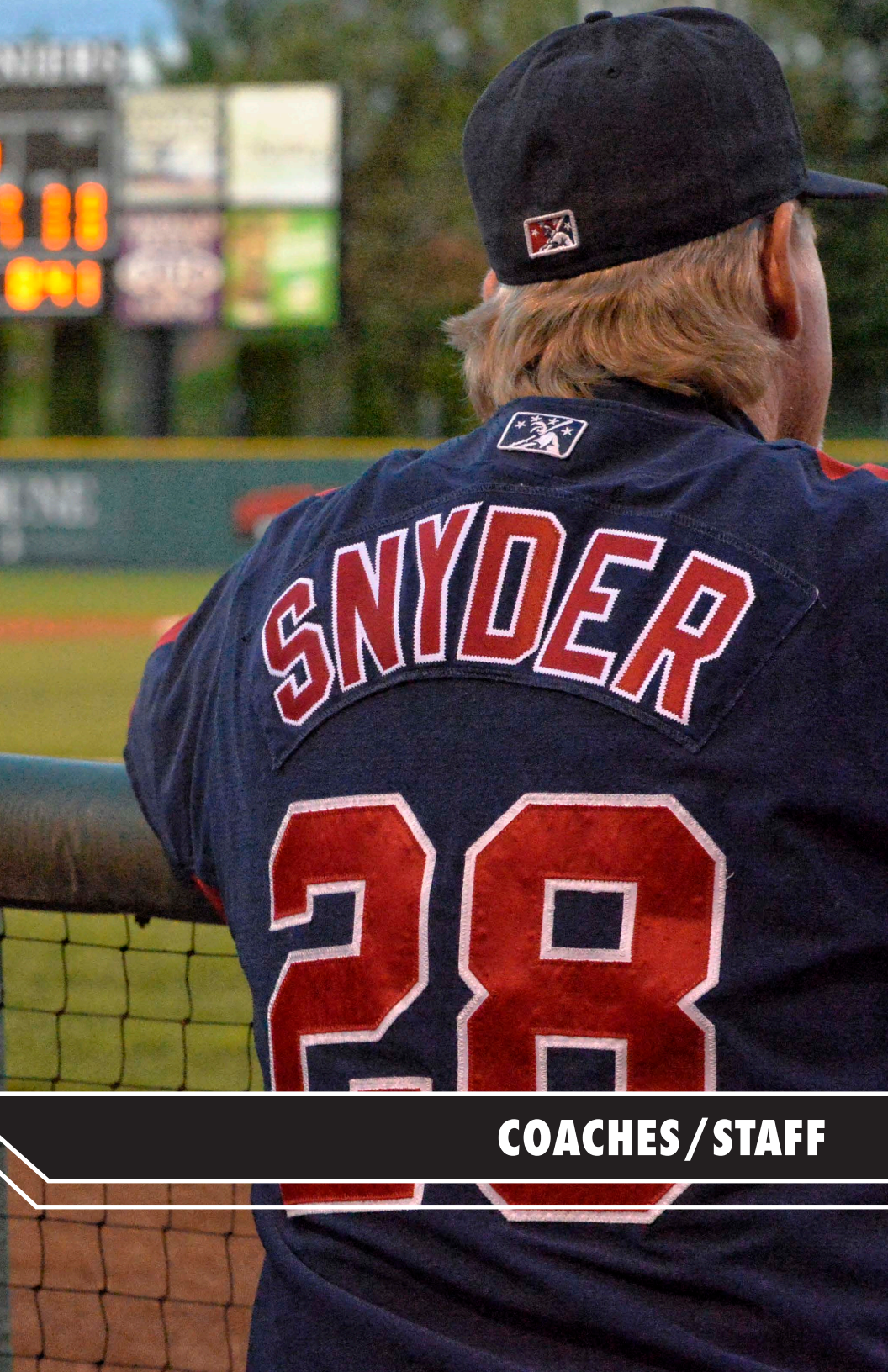
2015 RAINIERS

2014 SEASON REVIEW

OPPONENTS

HISTORY & RECORDS

MEDIA & MISC.



**COACHES / STAFF**





# PAT LISTACH

**BORN:** 09/12/1967 - NATCHITOCHES, LA  
**RESIDES:** SPRING, TX  
**NAMED MANAGER:** JANUARY 12, 2015 (1ST SEASON)

## MANAGER

**BATTED:**  
RIGHT

**THREW:**  
RIGHT

### LISTACH'S CAREER SUMMARY

#### COACHING CAREER HIGHLIGHTS:

- Entering his first season in the Mariners organization...second stint as a manager in the Pacific Coast League.
- Began professional coaching career in the Chicago Cubs organization in 2000 serving as the hitting coach for Single-A Lansing...served as the hitting coach for Triple-A Iowa for five years from 2001-05.
- Made managerial debut with Triple-A Iowa in 2002...managed Double-A West Tennessee Diamond Jaxx in 2006, Double-A Tennessee Smokies in 2007, and Iowa in 2008.
- Named PCL Manager of the Year while with the Iowa Cubs in 2008...led team to an 83-59 record and a playoff berth.
- Led 2008 Iowa Cubs squad to a first place finish in the PCL American North division...team hit .294 (1412x4797), the third best mark in the league.
- Made MLB coaching debut with the Washington Nationals in 2009, serving as their third-base coach for two seasons.
- Returned to the Chicago organization in 2011 as the Cubs bench coach...became third-base coach in 2012.
- Served as the minor league infield coordinator for the Los Angeles Dodgers system during the 2013 season.
- Hired as the first-base coach for the Houston Astros for the 2014 season.

#### PLAYING CAREER HIGHLIGHTS:

- Originally drafted by the Mariners in the 23rd round (578 ovr.) of the 1987 draft out of McLennan College.
- Drafted by the Milwaukee Brewers in the fifth round of the 1988 draft (133 ovr.) out of Arizona State University.
- Named 1992 American League Rookie of the Year after hitting .290/.352/.349 in 579 AB (168x579) with 19 2B, 6 3B, HR, 47 RBI, 54 SB, and 55 BB.

### LISTACH'S CAREER MANAGERIAL RECORD

YEAR	TEAM	LEAGUE	REC.	PCT.	FINISH	ORGANIZATION
2002	Iowa	Pacific Coast League	27-28	.491	--	Chicago Cubs
2006	West Tennessee	Southern League	75-65	.536	2nd	Chicago Cubs
2007	West Tennessee	Southern League	73-65	.529	2nd	Chicago Cubs
2008	Iowa	Pacific Coast League	83-59	.585	1st	Chicago Cubs
<b>Career Totals</b>			<b>256-217</b>	<b>.541</b>		

### LISTACH'S CAREER PLAYING RECORD

Year	Team	LG	AVG	G	AB	R	H	2B	3B	HR	RBI	BB	SO	SB	CS	OBP	SLG	SF	SAC	HP
1988	Beloit	MIDW	.240	53	200	40	48	5	1	1	18	18	20	9	.319	.290	2	4	6	
1989	Stockton	CALL	.229	132	480	73	110	11	4	2	34	58	106	37	19	.317	.281	1	7	4
1990	Stockton	CALL	.272	139	503	116	137	21	6	2	39	105	122	78	28	.403	.350	1	3	6
1991	El Paso	TL	.253	49	186	40	47	5	2	0	13	25	56	14	2	.356	.301	0	2	5
	Denver	AA	.252	89	286	51	72	10	4	1	31	45	66	23	8	.349	.325	4	3	0
1992	MILWAUKEE	AL	.290	149	579	93	168	19	6	1	47	55	124	54	18	.352	.349	2	12	1
1993	Beloit	MIDW	.250	4	12	2	3	0	0	0	1	1	2	2	0	.357	.250	0	0	1
	MILWAUKEE	AL	.244	98	356	50	87	15	1	3	30	37	70	18	9	.319	.317	2	5	3
1994	New Orleans	AA	.400	2	5	1	2	0	0	0	0	0	0	0	0	.400	.400	0	0	0
	MILWAUKEE	AL	.296	16	54	8	16	3	0	0	2	3	8	2	1	.333	.352	0	0	0
1995	MILWAUKEE	AL	.219	101	334	35	73	8	2	0	25	25	61	13	3	.276	.254	1	7	2
1996	Beloit	MIDW	.400	1	5	2	2	0	0	0	0	0	1	0	0	.400	.400	0	0	0
	MILWAUKEE	AL	.240	87	317	51	76	16	2	1	33	36	51	25	5	.317	.312	2	6	1
1997	Buffalo	AA	.260	25	73	3	19	1	1	0	2	12	10	6	3	.375	.301	1	0	2
	HOUSTON	NL	.182	52	132	13	24	2	2	0	6	11	24	4	2	.247	.227	2	5	1
1998	Buffalo	IL	.216	33	102	23	22	3	2	0	11	9	22	3	1	.292	.284	0	0	2
	Scranton	IL	.221	55	204	27	45	5	2	1	12	23	47	14	4	.306	.279	0	4	2
<b>Major League Totals</b>			<b>.251</b>	<b>503</b>	<b>1772</b>	<b>250</b>	<b>444</b>	<b>63</b>	<b>13</b>	<b>5</b>	<b>143</b>	<b>167</b>	<b>338</b>	<b>116</b>	<b>38</b>	<b>.316</b>	<b>.309</b>	<b>9</b>	<b>35</b>	<b>8</b>
<b>Minor League Totals</b>			<b>.247</b>	<b>582</b>	<b>2056</b>	<b>378</b>	<b>507</b>	<b>61</b>	<b>22</b>	<b>7</b>	<b>161</b>	<b>296</b>	<b>452</b>	<b>197</b>	<b>74</b>	<b>.348</b>	<b>.308</b>	<b>9</b>	<b>23</b>	<b>28</b>

FRONT OFFICE

CHENEY STADIUM

COACHES/STAFF

2015 RAINIERS

2014 SEASON REVIEW

OPPONENTS

HISTORY & RECORDS  
MISC.



# JAIME NAVARRO



**BORN:** 03/27/1967 - BAYAMON, PR  
**RESIDES:** ORLANDO, FL  
**WITH TACOMA:** THIRD SEASON (2010)

## PITCHING COACH

**BATTED:**  
RIGHT

**THREW:**  
RIGHT

### NAVARRO'S CAREER SUMMARY

#### COACHING CAREER HIGHLIGHTS:

- Enters his seventh season in the Mariners organization and third as the pitching coach at Tacoma...previously served as the pitching coach for the PCL Championship-winning Rainiers team in 2010.
- Spent the previous three seasons as the Major League bullpen coach with the Mariners from 2011-13... Seattle's relief staff posted a 3.88 ERA (590ERx1370.2IP) over that stretch, including a 3.37 ERA in 2012... Mariners bullpen posted the third-lowest ERA (3.56) in the AL in 2011 and allowed the fewest number of home runs (32).
- Began his coaching career in 2008 with Single-A Wisconsin...advanced to Class-A Advanced High Desert in 2009 before joining Tacoma in 2010.

#### PLAYING CAREER HIGHLIGHTS:

- Selected by Milwaukee in the third round of the June draft in 1987...also selected by Baltimore in the January and June drafts in the 1986 but opted not to sign.
- Pitched professionally from 1987-2003...logged time in the Major Leagues with the Milwaukee Brewers (1989-94, 2000), Chicago Cubs (1995-96), Chicago White Sox (1997-98) and Cleveland Indians (2000).
- Pitched three seasons in Italy with BBC Grosseto from 2004-06...posted 18 wins and a 1.76 ERA en route to helping the club win the 2004 Italian League and 2005 European Champions League.

#### PERSONAL:

- Has two children: Jaime Jr. and Jaycee Lynn.
- Graduated from Miami-Dade Community College-New World Center in 1987.
- Father, Julio, pitched in the Majors with the Los Angeles Angels (1962-64), Detroit Tigers (1964-66) and Atlanta (1970)...played for the Tacoma Tigers from 1960-62.

### NAVARRO'S CAREER PLAYING RECORD

Year	Team	LG	W-L	ERA	G	GS	CG	SHO	SV	IP	H	R	ER	HR	HB	BB	SO	WP	BK
1987	Helena	PIO	4-3	3.57	13	13	3	0	0	85.2	87	37	34	5	1	18	95	5	1
1988	Stockton	CALL	15-5	3.09	26	26	4	1	0	174.2	148	70	60	6	6	74	151	22	2
1989	El Paso	TL	5-2	2.47	11	11	1	0	0	76.2	61	29	21	3	1	35	78	5	1
	Denver	AA	1-1	3.60	3	3	1	0	0	20.0	24	8	8	0	0	7	17	0	0
	MILWAUKEE	AL	7-8	3.12	19	17	1	0	0	109.2	119	47	38	6	1	32	56	3	0
1990	Denver	AA	2-3	4.20	6	6	1	0	0	40.2	41	27	19	1	0	14	28	2	1
	MILWAUKEE	AL	8-7	4.46	32	22	3	0	1	149.1	176	83	74	11	4	41	75	6	5
1991	MILWAUKEE	AL	15-12	3.92	34	34	10	2	0	234.0	237	117	102	18	6	73	114	10	0
1992	MILWAUKEE	AL	17-11	3.33	34	34	5	3	0	246.0	224	98	91	14	6	64	100	6	0
1993	MILWAUKEE	AL	11-12	5.33	35	34	5	1	0	214.1	254	135	127	21	11	73	114	11	0
1994	MILWAUKEE	AL	4-9	6.62	29	10	0	0	0	89.2	115	71	66	10	4	35	65	3	0
1995	CHICAGO	NL	14-6	3.28	29	29	1	1	0	200.1	194	79	73	19	3	56	128	1	0
1996	CHICAGO	NL	15-12	3.92	35	35	4	1	0	236.2	244	116	103	25	10	72	158	10	0
1997	CHICAGO	AL	9-14	5.79	33	33	2	0	0	209.2	267	155	135	22	3	73	142	14	1
1998	CHICAGO	AL	8-16	6.36	37	27	1	0	1	172.2	223	135	122	30	7	77	71	18	0
1999	CHICAGO	AL	8-13	6.09	32	27	0	0	0	159.2	206	126	108	29	11	74	74	9	0
2000	Col Springs	PCL	3-2	5.30	5	5	0	0	0	35.2	48	26	21	8	0	6	20	2	0
	MILWAUKEE	NL	0-5	12.54	5	5	0	0	0	18.2	34	31	26	6	0	18	7	1	0
	Buffalo	IL	1-2	4.44	12	2	0	0	0	26.1	36	16	13	1	0	10	13	0	0
	CLEVELAND	AL	0-1	7.98	7	2	0	0	0	14.2	20	13	13	3	1	5	9	0	0
2001	Newark	ATLL	11-9	4.09	25	25	5	1	0	176.0	194	89	80	18	5	39	133	7	0
2002										DID NOT PLAY									
2003	Newark	ATLL	11-5	3.97	17	17	3	0	0	124.2	139	62	55	11	1	26	96	5	1
	Oaxaca	MEX	1-2	7.85	5	5	0	0	0	28.2	46	27	25	4	1	5	14	1	0
	Louisville	IL	0-1	2.70	2	2	0	0	0	10.0	11	3	3	0	0	2	4	0	0
	<b>Minor League Totals</b>		<b>54-35</b>	<b>3.82</b>	<b>125</b>	<b>115</b>	<b>18</b>	<b>2</b>	<b>0</b>	<b>799.0</b>	<b>835</b>	<b>394</b>	<b>339</b>	<b>57</b>	<b>15</b>	<b>236</b>	<b>649</b>	<b>49</b>	<b>6</b>
	<b>Major League Totals</b>		<b>116-126</b>	<b>4.72</b>	<b>361</b>	<b>309</b>	<b>32</b>	<b>8</b>	<b>2</b>	<b>2055.1</b>	<b>2313</b>	<b>1206</b>	<b>1078</b>	<b>214</b>	<b>67</b>	<b>690</b>	<b>1113</b>	<b>92</b>	<b>6</b>

FRONT OFFICE

CHENEY STADIUM

COACHES / STAFF

2015 RAINIERS

2014 SEASON REVIEW

OPPONENTS

HISTORY & RECORDS

MEDIA & MISC.



# CORY SNYDER

**BORN:** 11/11/1962 - INGLEWOOD, CA  
**RESIDES:** ELK RIDGE, UT  
**WITH TACOMA:** SECOND SEASON (2013)

## HITTING COACH

**BATTED:**  
RIGHT

**THREW:**  
RIGHT

### SNYDER'S CAREER SUMMARY

**COACHING CAREER HIGHLIGHTS:**

- Begins his fifth season in the Mariners minor league system and his second with Tacoma.
- Spent the previous three seasons as the hitting coach with Double-A Jackson from 2011-13.
- Prior to joining the Mariners organization, spent four seasons managing in the independent Golden League (2007-10).

**PLAYING CAREER HIGHLIGHTS:**


- Played professionally for 11 seasons.
- Logged nine seasons in the Major Leagues with the Cleveland Indians (1986-90), Chicago White Sox (1991), Toronto Blue Jays (1991), San Francisco Giants (1992) and Los Angeles Dodgers (1993-94).

**PERSONAL:**

- He and wife Tina have six children: Ashley, Amberly, JC, Taylor, Aubrey and Autumn.
- Selected as a three-time All-American while at Brigham Young University.
- In 1984, played on the first Olympic Baseball team for the United States...earned a Silver Medal.
- Selected by Cleveland in the first round (fourth overall) in the 1984 draft.

### SNYDER'S CAREER PLAYING RECORD

Year	Team	LG	AVG	G	AB	R	H	2B	3B	HR	RBI	BB	SO	SB	CS	OBP	SLG	SF	SAC	HP
1985	Waterbury	EL	.281	139	512	77	144	25	1	28	94	44	123	5	9	.336	.498	12	3	4
1986	Maine	IL	.302	49	192	25	58	19	0	9	32	17	39	2	3	.357	.542	3	1	1
	CLEVELAND	AL	.272	103	416	58	113	21	1	24	69	16	123	2	3	.299	.500	0	1	0
1987	CLEVELAND	AL	.236	157	577	74	136	24	2	33	82	31	166	5	1	.273	.456	6	0	1
1988	CLEVELAND	AL	.272	142	511	71	139	24	3	26	75	42	101	5	1	.326	.483	4	0	1
1989	Canton-Akron	EL	.455	4	11	3	5	0	0	0	2	1	1	1	0	.538	.455	0	0	1
	CLEVELAND	AL	.215	132	489	49	105	17	0	18	59	23	134	6	5	.251	.360	4	0	2
1990	CLEVELAND	AL	.233	123	438	46	102	27	3	14	55	21	118	1	4	.268	.404	6	1	2
1991	Syracuse	IL	.269	17	67	11	18	3	0	6	17	4	16	0	0	.311	.582	2	0	1
	CHICAGO	AL	.188	50	117	10	22	4	0	3	11	6	41	0	0	.228	.299	0	3	0
	TORONTO	AL	.143	21	49	4	7	0	1	0	6	3	19	0	0	.189	.184	1	1	0
1992	SAN FRAN	NL	.269	124	390	48	105	22	2	14	57	23	96	4	4	.311	.444	3	2	2
1993	LOS ANGELES	NL	.266	143	516	61	137	33	1	11	56	47	147	4	1	.331	.397	1	2	4
1994	LOS ANGELES	NL	.235	73	153	18	36	6	0	6	18	14	47	1	0	.300	.392	2	1	1
1995	Pawtucket	IL	.227	20	66	9	15	4	0	3	8	5	25	0	0	.282	.424	0	0	0
	Las Vegas	PCL	.265	8	34	4	9	1	0	0	5	1	10	0	0	.286	.294	0	0	0
	Minor League Totals		.282	237	882	129	249	52	1	46	158	72	214	8	12	.335	.500	17	4	7
	Major League Totals		.247	1068	3656	439	902	178	13	149	488	226	992	28	19	.291	.425	27	11	13



**2015 TACOMA RAINIERS**





# STEVE BARON

# C

**BORN:** 12/07/1990 IN MIAMI, FL  
**RESIDES:** MIAMI, FL

**ACQUIRED:** SELECTED IN FIRST ROUND (33RD OVERALL) OF 2009 DRAFT.

HEIGHT:	WEIGHT:	BATS:	THROWS:	AGE:
6' 0"	205	RIGHT	RIGHT	24

AS OF OPENING DAY 2015

## BARON'S CAREER SUMMARY

### 2014:

- Opened season with Advanced-A High Desert (39 G)...hit .254/.308/.359 (36x142) with 18 R, 10 2B, 3B, HR, 23 RBI, 10 BB, 3 SB.
- Recorded 13 multi-hit games, including one three-hit game on Apr. 4 against Inland Empire.
- Batted .298 (14x47) with RISP with 5 2B, 21 RBI.
- Threw out 44% of base stealers with High Desert (24 CS, 30 SB).
- Promoted to Double-A Jackson on July 8...in 21 games hit .275/.342/.362 (19x69) with 5 R, 4 2B, 1 3B, 6 RBI.
- Season-high seven-game hitting streak came Aug. 6-16...went 12x26 (.462) with 2 R, 3 2B, 3 RBI, 1 BB, 1 SB.
- Threw out 50% of base stealers with Jackson (6 CS, 6 SB).
- Strained right hamstring forced move to the DL on Aug. 18, ending season.

### 2013:

- Recorded entire season with Advanced-A High Desert (86 G)...hit .208/.247/.338 (69x331) with 31 R, 18 2B, 5 3B, 5 HR, 47 RBI, 18 BB, 7 SB...posted career-high marks in 3B, HR, RBI, BB.
- Recorded 17 multi-hit games, including four three-hit games...14 multi-RBI games, including five three-RBI games and one four-RBI game on Aug. 9 against Lancaster (3x7, 2 R, 2B, 3B).
- Hit .232/.276/.347 (22x95) with RISP with 5 2B, 3 3B, 39 RBI.
- Season-high seven-game hitting streak came Apr. 13-26...went 10-for-30 (.333) with 4 R, 3 2B, 3B, 10 RBI, 2 BB.
- Threw out 41% of base stealers (44 CS, 64 SB).

### 2012:

- Spent the year with Single-A Clinton...in 64 games hit .241/.280/.378 (60x249) with 29 R, 18 2B, 2 3B, 4 HR, 30 RBI, 13 BB, 10 SB...career-high mark in SB.
- Recorded season-high hitting streak from June 4-22...hit .486 (17x35) with 5 R, 4 2B, 3B, 2 HR, 7 RBI).
- Notched 18 multi-hit games, including one three-hit game and one four-hit game on May 28 at Burlington (4x5, R, 2B, HR, 4 RBI)...five multi-RBI games.
- Smacked two doubles in four games on Apr. 12, 14 and May 7, 12.
- Hit .261 (18x69) with RISP with 3 2B, 3B, 2 HR, 27 RBI.
- Threw out 48% of base stealers (31 CS, 34 SB).

### 2011:

- Split time between Single-A Clinton LumberKings (57 G) and Advanced-A High Desert Mavericks (5 G)...combined to hit .196/.263/.318 (42x214) with 20 R, 14 2B, 4 HR, 21 RBI, 18 BB, 6 SB.
- Opened season with Clinton, playing in 57 games and hitting .197/.266/.323 (39x198) with 13 2B, 4 HR, 20 RBI, 17 BB, 6 SB.
- Spent time on the disabled list three times...June 15-24 (right hand contusion)...July 2 - Aug. 21 (left wrist sprain)...Aug. 27 - end of season (right shin infection).
- Combined to throw out 44% of base stealers (40 CS, 50 SB).

### 2010:

- Split his second season between Single-A Clinton (45 G) and Short-Season Everett (53 G).
- Started sophomore campaign with Clinton...hit .182/.229/.221 (28x154) with 10 R, 3 2B, HR, 14 RBI, 10 BB, SB.
- Began season hot, hitting .235 (12x51) in April with 2 2B, 1 HR, 9 RBI.
- Sent to Everett in June and hit .253/.282/.379 (50x198) with 18 R, 12 2B, 2 3B, 3 HR, 22 RBI, 6 BB, SB.
- Combined to throw out 46% of base stealers (63 CS, 75 SB).
- Named a NWL All-Star for his performance with Everett.
- Participated in five playoff games and hit .300 (6x20).

### 2009:

- Played first professional season with rookie-level Pulaski Mariners...in 30 games he hit .179/.241/.292 (19x106) with 12 R, 6 2B, 2 HR, 13 RBI, 7 BB.
- Made professional debut on July 16 against Burlington...went 0-for-3 with 2 R, RBI, BB.

### Personal:

- Steven Phillip Baron
- Graduated from John A. Ferguson (FL) High School in 2009.
- Named best defensive catcher in the Mariners organization by *Baseball America* prior to 2015 season.

FRONT OFFICE

CHENEY STADIUM

COACHES/STAFF

2015 RAINIERS

2014 SEASON REVIEW

OPPONENTS

HISTORY & RECORDS

MEDIA & MISC.

# BARON'S CAREER PLAYING RECORD

Year	Team	LG	AVG	G	AB	R	H	2B	3B	HR	RBI	BB	SO	SB	CS	OBP	SLG	SF	SAC	HP	
2009	Pulaski	APP	.179	30	106	12	19	6	0	2	13	7	38	0	0	.241	.292	1	0	2	
2010	Clinton	MID	.182	45	154	10	28	3	0	1	14	10	47	1	1	.229	.221	2	1	0	
	Everett	NOR	.253	53	198	18	50	12	2	3	22	6	60	1	0	.282	.379	0	3	2	
2011	Clinton	MID	.197	57	198	17	39	13	0	4	20	17	49	6	3	.266	.323	1	1	2	
	High Desert	CAL	.188	5	16	3	3	1	0	0	1	1	6	0	0	.222	.250	1	1	0	
2012	Clinton	MID	.241	64	249	29	60	18	2	4	30	13	49	10	1	.280	.378	4	3	2	
	High Desert	CAL	.208	86	331	31	69	18	5	5	47	18	93	7	0	.247	.338	3	1	0	
2013	High Desert	CAL	.254	39	142	18	36	10	1	1	23	10	27	3	1	.308	.359	4	0	3	
2014	High Desert	CAL	.254	39	142	18	36	10	1	1	23	10	27	3	1	.308	.359	4	0	3	
	Jackson	SOU	.275	21	69	5	19	4	1	0	6	7	12	1	1	.342	.362	0	0	0	
<b>Minor Lg Totals</b>				<b>.221</b>	<b>400</b>	<b>1463</b>	<b>143</b>	<b>323</b>	<b>85</b>	<b>11</b>	<b>20</b>	<b>176</b>	<b>89</b>	<b>381</b>	<b>29</b>	<b>7</b>	<b>.268</b>	<b>.335</b>	<b>16</b>	<b>10</b>	<b>11</b>

## TACOMA MANAGERS (1960-PRESENT)

YEAR	MANAGER	TEAM	W-L	PCT.
1978	Mike Ferraro	Yankees	80-57	.584
1960-1962	Red Davis	Giants	259-203	.561
1981-1982, 1984	Ed Nottle	Tigers	231-191	.547
1971	Jim Marshall	Cubs	78-65	.545
2001-2005	Dan Rohn	Rainiers	375-340	.524
1974-1976	Cal Ermer	Twins	224-204	.523
1977	Tom Kelly	Twins	28-26	.519
1996-2000	Dave Myers	Rainiers	366-343	.516
2014	Roy Howell	Rainiers	74-70	.514
2006	Dave Brundage	Rainiers	74-70	.514
1965	Bill Werle	Giants	75-72	.510
2013	John Stearns	Rainiers	59-58	.504
1985-1987	Keith Leippman	Tigers	216-213	.503
2007-2013	Daren Brown	Rainiers	433-429	.502
1979-1980	Gene Dusan	Tugs/Tigers	148-147	.502
1963	Andy Gilbert	Giants	79-79	.500
1988-1990	Brad Fischer	Tigers	214-215	.499
1995	Steve Smith	Rainiers	68-76	.472
1964	Charlie Fox	Giants	73-82	.471
2010	Jose Castro	Rainiers	13-15	.464
1991	Jeff Newman	Tigers	63-73	.463
1967-1970	Whitey Lockman	Cubs	269-316	.460
1983	Bob Didier	Tigers	65-77	.458
1973	Kerby Ferrell	Twins	65-79	.451
1977	Del Wilbur	Twins	40-49	.449
1972	Harry Warner	Twins	65-83	.439
1992-1993	Bob Boone	Tigers	125-161	.437
1994	Casey Parsons	Tigers	61-81	.430
1966	Les Peden	Cubs	63-85	.426

FRONT OFFICE

CHENEY STADIUM

COACHES/STAFF

2015 RAINIERS

2014 SEASON REVIEW

OPPONENTS

HISTORY & RECORDS

MEDIA & MISC.



# LOGAN BAWCOM

## RHP

**BORN:** 11/2/1988 IN LUBBOCK, TX  
**RESIDES:** MIDLAND, TX

**ACQUIRED:** TRADED ALONG WITH LEON LANDRY (OF) FROM LOS ANGELES (NL) IN EXCHANGE FOR BRANDON LEAGUE (RHP) ON JULY 30, 2012.

**DRAFTED:** SELECTED BY LOS ANGELES (NL) IN THE 17TH ROUND OF THE 2010 DRAFT.

HEIGHT:	WEIGHT:	BATS:	THROWS:	AGE:
6' 2"	200	RIGHT	RIGHT	26

AS OF OPENING DAY 2015

## BAWCOM'S CAREER SUMMARY

### 2014:

- Spent majority of the season with Tacoma, his second with the Rainiers, posting a 4-4 record with a 4.93 ERA (25ERx45.2IP) across 40 relief appearances.
- Converted six of nine save opportunities...3.00 ERA (2ERx6IP) with five strikeouts in six saves...moved into a tie for fourth on Tacoma all-time saves list with 27.
- Limited right-handed batters to a .267 (24x90) average...left-hand batters hit .312 (24x77).
- Tossed a season-high 2.1 innings on Aug. 11 against Fresno (2.1,0,0,1,2).
- Held opponents scoreless in 24 of 40 appearances...did not allow a run over a season-high four consecutive games from Apr. 13-24 (3.1 IP).
- Ranked third on Rainiers in appearances (40), nine behind team leader Logan Kensing (49)...third on team in saves (6).
- Placed on 7-Day DL (oblique) on June 14...sent on rehab assignment to short-season Everett AquaSox on July 22...activated by Tacoma on July 27.
- Appeared in two games with Everett, both in relief...did not allow and earned run in 2.0 innings pitched, surrendering no hits.
- Earned Rainiers Community Service Award along with teammate Forrest Snow...combined to dedicate more than 30 hours of volunteer time at organizations that include Mary Bridge Children's Hospital, Joint Base Lewis-McChord, and Boys and Girls Clubs of the South Sound.

### 2013:

- Led the Rainiers pitching staff in games (51), saves (21) and games finished (39)...selected as the club's Pitcher of the Year at the conclusion of the season.
- Ranked fourth in the Pacific Coast League in games finished and fifth in saves...ranked third among PCL relievers in fewest baserunners per 9.0 innings pitched (11.22, 81 in 65.0IP).
- Limited opposing hitters to a .235 (56x238) average.
- Held opponents scoreless in 40-of-51 appearances (78.4%)...did not allow a run over a season-high eight consecutive games, Aug. 2-25 (10.0 IP).
- Posted a 0.71 ERA (1ERx12.2IP) and collected four saves over his first 10 Triple-A appearances, April 4-28.
- Successfully converted his first 11 save opportunities, April 19-June 10...recorded five consecutive saves, June 27-July 10.
- Tossed a season-high 3.0 innings in his final start of the year on Sept. 2 vs. Sacramento (3.0,2,1,1,0,1,1).
- Recorded a combined 47 saves over the last two seasons (2012-13)...second-most recorded in the minors (Jose Valdez, 48).
- Appeared in 10 games with Lara in the Venezuelan Winter League during the offseason.

### 2012:

- Combined to go 6-4 with a 2.00 ERA (14ERx63.0IP) over 51 games Single-A Rancho Cucamonga, Double-A Chattanooga and Double-A Jackson in the Dodgers and Mariners organizations.
- Ended the season ranked tied for third in the Southern League after successfully converting 19 of 22 save opportunities (86.4%).
- Went 1-0 with seven saves and did not allow a run over his first 11 appearances (13.1 IP) after beginning the season with Rancho Cucamonga.
- Transferred to Chattanooga on May 10 and went 1-0 with two saves over his first four Double-A appearances.
- Fanned a season-high six batters over 2.0 innings in a save against Tennessee, July 20 (2.0,2,0,0,2,6).
- Traded from Los Angeles (NL) along with Leon Landry (of) in exchange for Brandon League (rhp) on July 30...transferred to Jackson on July 31.
- Held opponents to a .042 average (1x24) and did not allow a run over his final seven appearances (7.2 IP) of the season.
- Recorded saves in five consecutive outing with the Generals, Aug. 20-30.
- Appeared in 11 games with Peoria in the Arizona Fall League...struck out 11 batters over 13.2 innings.

### 2011:

- Led all Dodgers minor leaguers with 27 saves over 52 relief appearances with Single-A Great Lakes and Single-A Rancho Cucamonga.

FRONT OFFICE

CHENEY STADIUM

COACHES/STAFF

2015 RAINIERS

2014 SEASON REVIEW

OPPONENTS

HISTORY & RECORDS

MEDIA & MISC.



## BAWCOM (CONTINUED)

### 2011 (continued):

- Combined to go 5-3 with a 3.09 ERA (23ERx67.0IP) and held opposing hitters to a .207 average (50x242)... limited left-handed batters to a .179 average (17x95).
- Ended the season leading both Rancho Cucamonga (13) and Great Lakes (14) in saves.
- Tossed a career-high 3.0 innings twice with Great Lakes, April 20 versus South Bend and May 3 at South Bend.
- Went 1-0 with a 0.66 ERA (1ERx13.2IP) over 11 appearances in June.
- Transferred to Rancho Cucamonga on July 14...went 1-0 with six saves and did not allow a run over his final seven games (7.1 IP) of the season.

### 2010:

- Made his professional debut appearing in 16 games with rookie-level Ogden.
- Limited right-handed hitters to a .217 average (13x60)...left-handers batted .388 (19x49).
- Recorded first career win on July 8 versus Casper (2.1,1,1,1,0,2,1 HR).
- Produced a 2-0 record with a 1.64 ERA (2ERx11.0IP) over six games in July.

### Personal:

- Logan R. Bawcom.
- Played one season at the University of Texas, Arlington...went 5-4 with a 3.87 ERA through 20 games (11 GS) and batted .231 with one HR and three RBI.
- Played two seasons at Midland Junior College...earned First-Team All-Conference honors after combining to go 5-1 with 7 saves and a 4.02 ERA batting .325 with 10 HR and 47 RBI his sophomore season.
- Graduated from Greenwood H.S. (Midland, TX)...named First-Team All-District and First-Team All-State his senior season.

## BAWCOM'S CAREER PITCHING RECORD

Year	Team	LG	W-L	ERA	G	GS	CG	SHO	SV	IP	H	R	ER	HR	HB	BB	SO	WP	BK
2010	Ogden	PIO	3-1	4.28	16	0	0	0	2	27.1	32	16	13	4	1	7	29	3	0
2011	Great Lakes	MID	4-1	2.78	31	0	0	0	14	45.1	33	18	14	2	1	16	56	4	0
	Rancho Cuc.	CAL	1-2	3.74	21	0	0	0	13	21.2	17	10	9	2	1	12	28	0	0
2012	Rancho Cuc.	CAL	1-1	0.64	12	0	0	0	7	14.0	4	1	1	0	0	6	24	1	0
	Chattanooga	SOU	3-3	2.60	27	0	0	0	13	34.2	30	10	10	1	0	16	36	3	0
	Jackson	SOU	2-0	1.88	12	0	0	0	6	14.1	6	3	3	1	0	15	15	3	0
2013	Tacoma	PCL	1-4	2.91	51	0	0	0	21	65.0	56	24	21	4	1	24	64	5	0
2014	Everett	NOR	0-0	0.00	2	0	0	0	1	2.0	0	0	0	0	0	2	3	0	0
	Tacoma	PCL	4-4	4.93	40	0	0	0	6	45.2	48	25	25	6	1	25	32	3	0
<b>Minor Lg Totals</b>			<b>1-16</b>	<b>3.20</b>	<b>212</b>	<b>0</b>	<b>0</b>	<b>0</b>	<b>83</b>	<b>270.0</b>	<b>226</b>	<b>107</b>	<b>96</b>	<b>20</b>	<b>5</b>	<b>123</b>	<b>287</b>	<b>22</b>	<b>0</b>



Logan Bawcom finished 2014 third on the Rainiers in appearances (40) and saves (6). He was also selected, along with teammate Forrest Snow, to receive the Rainiers Community Service Award for his volunteer time at organizations in the community.



# JABARI BLASH

# OF

**BORN:** 07/04/1989 IN ST. THOMAS, VIRGIN ISLANDS  
**RESIDES:** DAVIE, FL

**ACQUIRED:** SELECTED IN THE EIGHTH ROUND OF THE 2010 DRAFT.

HEIGHT:	WEIGHT:	BATS:	THROWS:	AGE:
6' 5"	225	RIGHT	RIGHT	25

AS OF OPENING DAY 2015

## BLASH'S CAREER SUMMARY

### 2014:

- Opened fifth season with Double-A Jackson...played in 25 games during first stint...hit .262/.418/.512 (22x84) with 19 R, 6 2B, 5 HR, 20 RBI, 22 BB, 4 SB.
- Promoted to Tacoma on Apr. 30...made Triple-A debut Apr. 30 against Sacramento (0x5).
- Struggled early, hitting .159/.257/.286 through first 18 games...put together a strong June (18x69, .261 AVG) to bring his batting average up to .210/.312/.481 by June 21.
- Strung together a nine-game hitting streak from June 6-15...went 13-for-34 (.382 AVG) with 2 2B, 4 HR, 11 RBI, 3 BB.
- Suspended 50 games on June 27 by the Office of the Commissioner of Baseball for a second positive test for a drug of abuse in violation of the Minor League Drug Prevention and Treatment Program.
- Returned to Jackson following suspension on Aug. 19, where he played 12 games to close out the season.
- Batted 8-for-43 (.186 AVG) with 8 R, 2B, 3B, HR, 2 RBI, 6 BB in final stint with Generals.
- Finished the season with a combined batting average of .221 (64x289) with 50 R, 15 2B, 3B, 18 HR, 59 RBI, 45 BB, 6 SB.
- Ranked No. 19 prospect in Seattle organization by *Baseball America* prior to 2014 season.

### 2013:

- Began fourth season with Advanced-A High Desert (80 G)...hit .258/.358/.505 (73x283) with 42 R, 16 2B, 3 3B, 16 HR, 53 RBI, 40 BB, 14 SB...career-high mark in HR.
- Reached base safely in 18 of 21 games to begin season...hit .309/.374/.716 (25x81) with 16 R, 3 2B, 3 3B, 8 HR, 25 RBI, 8 BB, 6 SB.
- Recorded 21 multi-hit games, including two three-hit games...13 multi-RBI games, including one four-RBI game on Apr. 14 against Rancho Cucamonga (went 2-for-3 with 2 R, 2B, HR).
- Logged a season-high 10-game hitting streak came May 18-28...went 15-for-36 (.417 AVG) with 9 R, 4 2B, 5 HR, 11 RBI, 7 BB.
- Ranked third on Mavericks in HR (16) and SB (14).
- Named California League Mid-Season All-Star for his performance with Mavericks.
- Promoted to Double-A Jackson (29 G) on Aug. 2...hit .309/.442/.619 (30x97) with 13 R, 3 2B, 9 HR, 21 RBI, 20 BB, SB.
- Made Double-A debut on Aug. 3 (1x4, R, HR, RBI).
- Recorded eight multi-hit games, including two three-hit games...four multi-RBI games, including one five-RBI game (ties career high) on Aug. 30 against Huntsville.
- Belted 2 HR in two separate games...Aug. 15 against Montgomery (3x4, 3 R, 3 RBI)...Aug. 30 against Huntsville (2x4, 2 R, 2 HR, 5 RBI).
- Smacked a grand slam during Aug. 30 game against Huntsville (4th inning, Casey Medlen).
- Earned Southern League Player of the Week honors for the week ending Aug. 25...went 12-for-24 (.500 AVG) with 4 R, 2 2B, 2 HR, 6 RBI, 14 BB.
- Ranked second on Generals in batting average (.309), tied for second in HR (9).
- Named MiLB.com Organization All-Star following 2013 season.

### 2012:

- Played entire season with Single-A Clinton (113 G)...hit .245/.355/.433 (98x400) with 71 R, 20 2B, 5 3B, 15 HR, 50 RBI, 60 BB, 13 SB.
- July 19 against Dayton went 4x5 with 3 R, 2 2B, 3B, HR, and 3 RBI.
- Ranked first on LumberKings in BB (60), second in 3B (5) and HR (15), third in 2B (20), fourth in RBI (50).
- Recorded 23 multi-hit games, including four four-hit games...10 multi-RBI games, including one five-RBI game (tied for career high) on Apr. 26 against Great Lakes.
- Apr. 26 and 27 against Great Lakes went 4x9 with 5 R, 4 HR (1 grand slam on 26th), 9 RBI, 1 BB.
- Smacked left-handed hitting with a batting average of .270/.357/.459 in 111 AB...hit .235 against right-handed hitting (.354/.422/.776) in 289 AB.

### 2011:

- Opened second professional season with Single-A Clinton (42 G)...hit .218/.401/.347 (27x124) with 13 R, 5 2B, 1 3B, 3 HR, 13 RBI, 38 BB, 5 SB.

FRONT OFFICE

CHENEY STADIUM

COACHES/STAFF

2015 RAINIERS

2014 SEASON REVIEW

OPPONENTS

HISTORY & RECORDS

MEDIA & MISC.

## BLASH (CONTINUED)

### 2011 (continued):

- Recorded seven multi-hit games, including one four-hit game on June 2 against Fort Wayne...four multi-RBI games (all two RBI performances).
- Sent down to short-season Everett (57 G) on June 15...hit .292/.393/.574 (57x195) with 26 R, 16 2B, 3 3B, 11 HR, 43 RBI, 28 BB, 10 SB.
- Named Northwest League Post-Season All-Star and *Baseball America* short-season All-Star.
- Finished first on AquaSox in HR (11) and RBI (43), second in 3B (3) and BB (28), tied for second in 2B (16), third in batting average (.292, minimum 100 AB).
- Ranked among Northwest League leaders in extra base hits (first, 30), slugging percentage (first, .574), HR (third, 11), and on base percentage (fourth, .393).
- Recorded 12 multi-hit games, including three three-hit games...13 multi-RBI games, including two four-RBI games.
- Mashed first career grand slam against Vancouver on Aug. 9 (6th inning, Alex Pepe).
- Season-high eight-game hitting streak came Aug. 20-27...went 13-for-36 (.361 AVG) with 4 R, 5 2B, 9 RBI, 3 BB.

### 2010:

- Spent first professional season with rookie-level Pulaski (32 G)...hit .266/.362/.477 (29x109) with 21 R, 6 2B, 3B, 5 HR, 20 RBI, 13 BB, SB.
- Strung together seven multi-hit games, including one four-hit game on Aug. 2 against Princeton...six multi-RBI games, including one four-RBI game on Aug. 24 against Burlington.
- Season-high eight-game hitting streak came from Aug. 15-25...went 11-for-28 (.393 AVG) with 5 R, 2 2B, HR, 8 RBI, 3 BB.
- Made professional debut on July 25 against Bristol (1x4, R, RBI).
- Hit first professional HR on Aug. 2 against Princeton (4x5, 3 R, 2 2B, 2 RBI).

### Personal:

- Jabari Jerell Blash.
- Graduated from Charlotte Amalie High School in St. Thomas, Virgin Islands in 2008.
- Attended Miami Dade South Community College from 2009-10.

## BLASH'S CAREER PLAYING RECORD

Year	Team	LG	AVG	G	AB	R	H	2B	3B	HR	RBI	BB	SO	SB	CS	OBP	SLG	SF	SAC	HP
2010	Pulaski	APP	.266	32	109	21	29	6	1	5	20	13	44	1	1	.362	.477	1	0	4
2011	Clinton	MID	.218	42	124	13	27	5	1	3	13	38	43	5	2	.401	.347	0	0	0
	Everett	NOR	.292	57	195	26	57	16	3	11	43	28	65	10	3	.393	.574	1	0	5
2012	Clinton	MID	.245	113	400	71	98	20	5	15	50	60	134	13	7	.355	.433	2	0	9
2013	High Desert	CAL	.258	80	283	42	73	16	3	16	53	40	85	14	8	.358	.505	3	0	6
	Jackson	SOU	.309	29	97	13	30	3	0	9	21	20	28	1	1	.442	.619	0	0	3
2014	Tacoma	PCL	.210	45	162	23	34	8	0	12	37	17	57	2	2	.312	.481	2	0	8
	Jackson	SOU	.236	37	127	27	30	7	1	6	22	28	35	4	1	.387	.449	3	0	5
<b>Minor Lg Totals</b>			<b>.253</b>	<b>435</b>	<b>1497</b>	<b>236</b>	<b>378</b>	<b>81</b>	<b>14</b>	<b>77</b>	<b>259</b>	<b>244</b>	<b>491</b>	<b>50</b>	<b>25</b>	<b>.369</b>	<b>.480</b>	<b>12</b>	<b>0</b>	<b>40</b>



Jabari Blash was promoted from Double-A Jackson to Tacoma on Apr. 30. In just 45 games he managed to hit 12 home runs, four behind team-leader Jesus Montero.





# LEURY BONILLA

# INF

**BORN:** 02/08/1985 IN GASPAR HERNANDEZ, DR  
**RESIDES:** PUERTO PLANTA, DR

**ACQUIRED:** RE-SIGNED AS A MINOR LEAGUE FREE AGENT NOV. 7, 2014

HEIGHT:	WEIGHT:	BATS:	THROWS:	AGE:
6' 2"	197	RIGHT	RIGHT	30

AS OF OPENING DAY 2015

## BONILLA'S CAREER SUMMARY

### 2014:

- Spent 13th professional season with Tacoma (90 G)...hit .234/.291/.320 (65x278) with 29 R, 16 2B, 3B, 2 HR, 27 RBI, 22 BB, and 5 SB.
- Played on defense at seven different positions, including every infield spot (1B - 15G/12GS, 2B - 1G, 3B - 50G/47GS, SS - 10G/10GS, RF - 9G/9GS, LF - 9G/9GS, P - 1G).
- Recorded 14 multi-hit games, including one three-hit game on May 19 against Reno...five multi-RBI games, including one three-RBI game May 19 against Reno.
- Began season on 7-day DL (Apr. 3-10)...made season debut on Apr. 10 against El Paso (2x3, RBI).
- Season-high five-game hitting streak from Aug. 16-21 (.375 AVG, 2B, 4 RBI, 2 BB).
- Made one appearance as a pitcher (ninth career pitching appearance) on July 10 against Salt Lake...allowed two earned runs on four walks...did not retire a batter...pitched in the ninth inning.

### 2013:

- Combined to bat .246 (56x228) with 27 R, 6 2B, 2 HR, 18 RBI through 75 games with Double-A Jackson and Tacoma.
- Appeared at six different positions, including every infield spot (1B - 7G/7GS, 2B - 13G/11G, 3B - 40G/37GS, SS - 2G/1GS, LF - 8G/7GS, RF - 3G/2GS).
- Began the year with Jackson prior to a promotion to Tacoma on April 19...transferred back to Jackson on April 30...promoted to Tacoma again June 18 and ended the season with the Rainiers.
- Spent time on the Rainiers disabled list, July 13-Aug. 9.
- Earned first career win after tossing a perfect 14th inning in the Rainiers 9-8 victory vs. Col. Springs on August 16 (1.0,0,0,0,1)...eighth career pitching appearance and first since Sept. 6, 2010 while with Double-A West Tennessee.
- Posted a season-high four hits on Aug. 26 vs. Salt Lake (4x5, 2 R).

### 2012:

- Divided season between stints with Tacoma and Double-A Jackson...combined to bat .261 (67x257) over 81 games played.
- Appeared on defense at six different positions (1B - 2G/2GS, 2B - 27G/23GS, 3B - 35G/32GS, SS - 14G/13GS, LF - 1G/1GS, RF - 1G/0GS).
- Recorded a season-high three hits and five RBI against Chattanooga on June 17 (3x4, R, HR, 5 RBI).
- Hit safely in a season-high six consecutive games, July 15-25 (.478/11x23, 6 R, 3B).
- Transferred to the Rainiers on April 10...appeared in 17 games before transferring to Jackson on June 3.
- Notched first career Triple-A HR in final appearance with Tacoma...2-out pinch-hit solo HR in the 9th inning at Reno on May 29 (Albaladejo).

### 2011:

- Logged time with Single-A High Desert, Double-A Jackson and Tacoma...combined to bat .273 (75x275) through 77 games played.
- Began the season with Tacoma...appeared in 24 games with the Rainiers before transferring to Jackson on June 28.
- Transferred to High Desert on July 31 and finished the season with the Mavericks.
- Spent time on the disabled list with a right ankle contusion, May 28-June 16.
- Recorded hits in 25 of 31 games with High Desert, including a season-high 14-game hitting streak from Aug. 16-Sept. 2.
- Played for the Estrellas de Oriente in Dominican Winter League during the offseason.

### 2010:

- Appeared in 91 games over a full season with Double-A West Tennessee.
- Batted .306 (22x72) with six 2B and five HR over 16 RBI.
- Appeared at all nine positions in the final game of the season, Sept. 6 vs. Chattanooga (1x3, R, HR, 2 RBI, 1.0,1,0,0,0,1).

### 2009:

- Combined to hit .234 (50x214) over 61 games with Single-A High Desert and Double-A West Tennessee.
- Played at catcher, first base, second base, third base, shortstop, left field and right field over 26 games with the Diamond Jaxx...transferred to High Desert on July 9.

FRONT OFFICE

CHENEY STADIUM

COACHES/STAFF

2015 RAINIERS

2014 SEASON REVIEW

OPPONENTS

HISTORY & RECORDS

MEDIA & MISC.

## BONILLA (CONTINUED)

### 2009 (continued):

- Turned in multi-hit efforts in four consecutive outings, Aug. 1-6 (.579/11x19, 4 R, 2 2B, 3B, HR, 3 RBI).
- Spent time on the disabled list with a right oblique muscle strain, May 19-June 4.

### 2008:

- Spent the majority of the season with Single-A High Desert.
- Placed on the disabled list with a left abdominal strain, July 8-Sept. 10.
- Played in seven rehab games with Peoria in the Arizona League with Peoria, Aug. 11-29.

### 2007:

- Played in 96 games over a full season with Double-A Jackson.
- Appeared at every position except centerfield with the Timber Rattlers.
- Pitched in a pair of games: Aug. 4 at Fort Wayne (0.1,0,0,0,1) and Aug. 22 vs. Peoria (1.0,0,0,0,1).

### 2006:

- Appeared in 59 games with rookie-level Everett.
- Recorded multi-hit outings in four his final seven games (.478/11x23).

### 2005:

- Logged first professional season in the U.S. playing in 34 games with Peoria.
- Strung together a season-high six-game hit streak, July 29-Aug. 13 (.333/9x27).

### 2004:

- Played in 69 games with the DSL Mariners in the Dominican Summer League.
- Led the team in SB (27) and at-bats (229).

### 2003:

- Recorded his second consecutive season playing in the Dominican Summer League.
- Batted .157 (20x127) over 40 games played with the DSL Mariners.

### 2002:

- Logged his first professional season appearing in 53 games with the DSL Mariners.

### Personal:

- Leury Bonilla.
- Originally signed by the Mariners as a non-drafted free agent on Nov. 1, 2002.

## BONILLA'S CAREER PLAYING RECORD

Year	Team	LG	AVG	G	AB	R	H	2B	3B	HR	RBI	BB	SO	SB	CS	OBP	SLG	SF	SAC	HP	
2002	DSL Mariners	DSL	.232	53	151	23	35	7	0	2	9	18	42	1	1	.322	.318	0	1	2	
2003	DSL Mariners	DSL	.157	40	127	19	20	6	0	0	5	22	32	2	4	.280	.205	1	4	0	
2004	DSL Mariners	DSL	.266	69	229	38	61	7	2	2	29	33	45	27	10	.338	.341	4	5	4	
2005	AZL Mariners	AZL	.248	34	125	22	31	3	4	2	22	10	40	1	2	.308	.384	5	3	3	
2006	Everett	NOR	.230	59	196	20	45	12	0	7	27	13	53	5	2	.276	.398	4	3	1	
2007	Wisconsin	MID	.258	96	325	38	84	22	2	4	31	12	97	11	9	.283	.375	5	10	1	
2008	High Desert	CAL	.301	68	226	38	68	11	2	3	23	25	60	8	7	.372	.407	1	3	1	
	AZL Mariners	AZL	.250	7	24	2	6	1	0	0	0	1	7	0	1	.280	.292	0	0	0	
2009	West Tenn	SOU	.153	26	85	9	13	3	0	1	6	7	21	2	1	.226	.224	0	1	1	
	High Desert	CAL	.287	35	129	23	37	11	4	2	12	6	33	4	1	.319	.481	2	1	1	
2010	West Tenn	SOU	.268	91	280	40	75	16	1	7	37	25	78	10	3	.332	.407	4	3	4	
2011	Tacoma	PCL	.205	24	73	7	15	0	0	0	5	2	14	2	0	.227	.205	0	2	0	
	Jackson	SOU	.247	21	73	16	18	0	3	0	5	10	15	2	4	.333	.329	1	1	0	
	High Desert	CAL	.326	32	129	26	42	5	1	6	21	4	27	2	3	.351	.519	0	4	1	
2012	Tacoma	PCL	.277	17	47	10	13	4	1	1	10	1	6	1	0	.292	.468	0	1	0	
	Jackson	SOU	.257	64	210	22	54	5	3	1	19	18	54	3	6	.317	.324	1	5	1	
2013	Jackson	SOU	.235	33	98	9	23	2	0	0	11	16	24	3	1	.342	.255	0	1	0	
	Tacoma	PCL	.254	42	130	18	33	4	0	2	7	11	26	2	5	.312	.331	0	8	0	
2014	Tacoma	PCL	.234	90	278	29	65	16	1	2	27	22	64	5	4	.291	.320	1	12	1	
<b>Minor Lg Totals</b>				<b>.251</b>	<b>901</b>	<b>2935</b>	<b>409</b>	<b>738</b>	<b>135</b>	<b>24</b>	<b>42</b>	<b>306</b>	<b>246</b>	<b>738</b>	<b>91</b>	<b>64</b>	<b>.311</b>	<b>.357</b>	<b>29</b>	<b>68</b>	<b>21</b>



Leury Bonilla logged playing time at seven different defensive positions in 90 games with Tacoma in 2014. Also made his ninth career appearance as a pitcher on July 10 against Salt Lake.



# ENDY CHAVEZ

# OF

**BORN:** 02/07/1978 IN VALENCIA, VENEZUELA  
**RESIDES:** SAN DIEGO, CA

**ACQUIRED:** RE-SIGNED AS A MINOR LEAGUE FREE AGENT, JANUARY 27, 2015.

HEIGHT:	WEIGHT:	BATS:	THROWS:	AGE:
5' 11"	170	LEFT	LEFT	37

AS OF OPENING DAY 2015

## CHAVEZ'S CAREER SUMMARY

### 2014:

- Began his 19th professional season with Tacoma, playing in 37 games...hit .272/.346/.289 in (31x114) with 2 2B, 6 RBI, 13 BB.
- Recorded nine multi-hit games...one multi-RBI game.
- Hit .320 with RISP (8x25) with 1 2B, 6 RBI, 3 BB.
- Contract selected by Seattle on May 30...made season debut for Seattle on the same day against Detroit (1x4, 2B).
- Hit .276/.317/.371 with 22 R, 12 2B, 2 3B, 2 HR, 23 RBI, 15 BB, 5 SB in 80 games with Seattle.
- Recorded 16 multi-hit games, including one three hit game on June 24 against Boston...four multi-RBI games, including two three-RBI games (season-high).
- Platooned in Seattle, facing right-handed pitching in 88% of his at-bats, hitting .305 (62x203)...hit .069 (2x29) against left-handed pitchers.
- Hit .294 with RISP (15x51) with 18 R, 4 2B, 1 3B, 18 RBI, 5 BB.
- Played in 26 games with Navegantes del Magallanes of the Venezuelan Winter League...hit .313/.345/.375 (35x112) with 4 2B, 1 HR, 14 RBI, 4 BB.

### 2013:

- Signed a minor league contract with Kansas City, but was released on March 22.
- Picked up by Seattle on March 24, was assigned to Tacoma to open the season.
- Appeared in six games for Tacoma, batting .429 (12x28) before contract was purchased by Seattle, April 11.
- Spent remainder of season with Mariners, batting .267 over 97 games.
- Led the team in home batting average, hitting .295 (43x146) at Safeco Field.
- Recorded at least one hit in 45 of 59 games started.
- Hit second career pinch-hit HR, May 20 at Cleveland.
- Played in 23 games for Magallanes of the Venezuelan Winter League, hitting .293 (29x99).

### 2012:

- Made Orioles opening day roster, hitting .203 in 64 games.
- Had two stints on the disabled list, May 9-28 (left oblique strain) and June 13 to July 13 (left hamstring strain).
- Designated for assignment on Aug. 4, cleared waivers and reported to Norfolk.
- Contract purchased from Norfolk, Sep. 11.
- Made Baltimore's postseason roster, playing in the Orioles AL Wild Card win over Texas before appearing in three games of the ALDS loss to New York.

### 2011:

- Opened season with Round Rock of the PCL, batting .305 in 30 games.
- Called up by Texas on May 14 and hit .301 in 83 games, helping Rangers return to the World Series.
- Appeared in the first three World Series games of career, but had just one at-bat (pinch-hit fly out, Game Six) in a seven-game loss to St. Louis.
- Signed as a free agent with Baltimore on December 20.

### 2010:

- Signed a minor league free agent contract with Texas and rehabilitated his right knee in the minor leagues.
- Returned to health in the Venezuelan Winter League, batting .242 in 32 games for Magallanes.

### 2009:

- Started first year with Seattle with a 10-game hitting streak, setting a record for longest streak to open a Mariners career.
- In the lineup for 44 of Seattle's 1st 67 games before suffering a season-ending knee injury, June 19.
- Placed on the 60-day disabled list June 20 and had surgery on his right ACL in early July.
- Played for Venezuela in the World Baseball Classic.

### 2008:

- Appeared in 133 games and batted .267 in final season with the Mets.
- Committed an error May 21 at Atlanta, was his first since May 20, 2005. Ended a streak of 253 games and 394 total chances without an error.
- Launched first career pinch-hit HR, May 28 vs. Florida.

FRONT OFFICE

CHENEY STADIUM

COACHES/STAFF

2015 RAINIERS

2014 SEASON REVIEW

OPPONENTS

HISTORY & RECORDS

MEDIA & MISC.



## CHAVEZ (CONTINUED)

### 2008 (continued):

- Involved in three-team, 11-player trade between Seattle, New York (NL), and Cleveland, December 11.
- Traded by Mets to Seattle with Mike Carp, Ezequiel Carrera, Maikel Cleto, Jason Vargas, and Aaron Heilman... Seattle sent Sean Green, J.J. Putz, and Jeremy Reed to the Mets, and Luis Valbuena to the Indians... Cleveland sent Franklin Gutierrez to the Mariners, and the Mets sent Joe Smith to the Indians.

### 2007:

- Limited to 71 games with Mets due to hamstring injuries.
- On disabled list, June 8 to August 28.

### 2006:

- Played in 133 games for Mets and batted a career-high .306 for the NL East champions.
- Collected three outfield assists (from LF) in one game, June 4 vs. San Francisco.
- Became first Mets OF with three assists in one game since Joel Youngblood, May 23, 1981.
- Made first postseason appearance, playing in three NLDS games against the Dodgers and seven NLCS games against St. Louis.
- Made one of the greatest postseason catches in Major League history, robbing Scott Rolen of a HR and starting a double play in the sixth inning of Game Seven of the NLCS.
- Played for Venezuela in the World Baseball Classic.

### 2005:

- Opened season with New Orleans of the PCL; was recalled by Washington Nationals on May 3.
- Appeared in seven games for Nats before being sent back to New Orleans, May 11.
- Traded by Nationals to Phillies in exchange for OF Marlon Byrd, May 14.
- Joined Phillies on May 15 and spent remainder of season in majors.
- Signed with New York Mets as a free agent, December 22.

### 2004:

- Opened season with Edmonton of the PCL and hit .344 in 14 games.
- Recalled by Montreal on April 22 and spent remainder of season with Expos.
- Started 122 games in center field and set career highs in hits (139), 3B (6), and SB (32 – sixth in NL).
- Made the final out in Montreal Expos history, a pinch-hit groundout to second base in an 8-1 loss at New York Mets, October 3.

### 2003:

- Marked his first full Major League season by playing in a career-best 141 games.
- Bunted for a 2B twice: April 27 vs. Houston and April 30 at Milwaukee.
- Hit an inside-the-park HR June 20 vs. Toronto (off Jeff Tam).

### 2002:

- Claimed off waivers three times before spring training (by Tigers 12/20/01, Mets 2/2/02, and Expos 2/22/02).
- Spent majority of season with Triple-A Ottawa and won the International League batting title (.343).
- Hit for the cycle, May 5 at Columbus.
- Named to midseason and postseason IL All-Star teams, and named a Topps Triple-A All-Star.
- Called up by Expos, named NL Rookie of the Month for September (.337, five 3B, 16 R).
- Enjoyed career-high 16-game hitting streak, September 10-27 (.392, 29x74).
- Hit first MLB HR, September 21 at New York Mets (Pedro Astacio).

### 2001:

- Returned to New York Mets organization, March 30, then traded by Mets to Royals for OF Mike Curry.
- Opened season at Double-A Wichita, hitting .298 in 43 Texas League games.
- Promoted to Kansas City on May 29, and made his MLB debut that night at Texas, starting in CF and going 1-for-4 with an RBI (first MLB hit: single off Rick Helling).
- Optioned to Omaha and made PCL debut, July 8.
- Helped lead Magallanes to Venezuelan Winter League championship and a berth in the Caribbean World Series.

### 2000:

- Spent entire season with St. Lucie, appearing in 111 games.
- Finished fifth in league in steals (38) and eighth in batting average (.298).
- Selected in Major League Rule 5 Draft, December 11.

### 1999:

- Opened first full season assignment with Capital City of the South Atlantic League.
- Promoted to Advanced-A St. Lucie of the Florida State League, July 16.
- Played for Magallanes of the Venezuelan Winter League; was voted league's top rookie.

### 1998:

- Spent entire season with Kingsport of the Appalachian League.

### 1997:

- Named MVP for GCL Mets.
- Promoted to Kingsport, August 7.

### 1996:

- Signed first professional contract as an undrafted free agent with the New York Mets, April 29, 1996.
- Made professional debut with Mets entry in the Dominican Summer League.

### Personal:

- Endy de Jesus Chavez.
- Graduated from Liceo Batalla Carabobo High School in Valencia, Venezuela.
- Brother Ender Chavez played minor league baseball in Mets, Expos and Nationals organizations from 2001-2008... Ender and Endy have been teammates with Navegantes de Magallanes of the Venezuelan Winter League... Ender has served as a Mets minor league hitting coach the past two seasons.

# CHAVEZ'S CAREER PLAYING RECORD

Year	Team	LG	AVG	G	AB	R	H	2B	3B	HR	RBI	BB	SO	SB	CS	OBP	SLG	SF	SAC	HP	
1996	DSL Mets	DSL	.354	48	164	42	58	11	1	7	29	22	16	3	4	.431	.561	1	2	1	
1997	GCL Mets	GCL	.277	33	119	26	33	6	3	0	15	20	10	1	2	.379	.378	1	0	0	
	Kingsport	APP	.301	19	73	16	22	4	0	0	4	13	10	5	2	.407	.356	0	2	0	
1998	Kingsport	APP	.289	33	114	26	33	8	4	0	16	17	17	10	5	.373	.430	3	3	0	
1999	Capital City	SAL	.253	73	253	40	64	8	1	0	15	34	36	20	12	.340	.292	1	2	0	
	St. Lucie	FSL	.311	45	183	33	57	8	3	2	18	22	22	9	3	.383	.421	1	2	0	
2000	St. Lucie	FSL	.298	111	433	84	129	20	2	1	43	47	48	38	16	.364	.360	3	7	0	
2001	Wichita	TEX	.298	43	168	27	50	6	1	1	13	16	13	11	6	.353	.363	3	3	0	
	KANSAS CITY	AL	.208	29	77	4	16	2	0	0	5	3	8	0	2	.238	.234	0	0	0	
	Omaha	PCL	.337	23	104	18	35	6	0	0	4	0	13	4	3	.333	.394	1	3	0	
2002	Ottawa	INT	.343	103	405	67	139	28	5	4	41	33	37	21	13	.392	.467	1	10	0	
	MONTREAL	NL	.296	36	125	20	37	8	5	1	9	5	16	3	5	.321	.464	1	7	0	
2003	MONTREAL	NL	.251	141	483	66	121	25	5	5	47	31	59	18	7	.294	.354	3	9	0	
2004	Edmonton	PCL	.344	14	61	9	21	3	2	0	7	7	7	5	2	.406	.459	1	0	0	
	MONTREAL	NL	.277	132	502	65	139	20	6	5	34	30	40	32	7	.318	.371	2	12	1	
2005	WASHINGTON	NL	.222	7	9	2	2	1	0	0	1	3	1	0	1	.417	.333	0	0	0	
	New Orleans	PCL	.253	23	87	11	22	4	0	1	4	10	7	6	1	.330	.333	0	4	0	
	PHILLY	NL	.215	91	107	17	23	3	3	0	10	4	13	2	1	.243	.299	0	7	0	
2006	NYM	NL	.306	133	353	48	108	22	5	4	42	24	44	12	3	.348	.431	2	11	0	
2007	GCL Mets	GCL	.625	2	8	2	5	0	0	0	4	1	2	0	0	.600	.625	1	0	0	
	St. Lucie	FSL	.500	4	16	3	8	1	0	0	2	0	0	0	1	.500	.563	0	0	0	
	Binghamton	EAS	.000	1	3	0	0	0	0	0	0	2	0	0	0	.400	.000	0	0	0	
	NEW YORK	NL	.287	71	150	20	43	7	2	1	17	9	16	5	2	.325	.380	1	5	0	
2008	NEW YORK	NL	.267	133	270	30	72	10	2	1	12	17	22	6	1	.308	.330	2	9	0	
2009	SEATTLE	AL	.273	54	161	17	44	3	1	2	13	14	22	9	1	.328	.342	2	5	0	
2010	AZL Rangers	AZL	.545	3	11	3	6	0	0	0	1	2	0	3	0	.615	.545	0	0	0	
	Frisco	TEX	.333	4	15	3	5	0	0	0	1	2	3	2	0	.412	.333	0	1	0	
	Oklahoma City	PCL	.200	1	5	2	1	1	0	0	0	0	0	0	0	.200	.400	0	0	0	
2011	Round Rock	PCL	.305	30	128	16	39	8	2	2	17	10	6	6	0	.353	.445	1	3	0	
	TEXAS	AL	.301	83	256	37	77	11	3	5	27	10	30	10	5	.323	.426	3	5	0	
2012	Bowie	EAS	.200	3	10	3	2	0	0	0	0	2	0	0	0	.333	.200	0	0	0	
	GCL Orioles	GCL	.000	1	4	0	0	0	0	0	0	0	2	0	0	.000	.000	0	0	0	
	Delmarva	SAL	.111	3	9	2	1	0	0	0	1	2	1	0	0	.273	.111	0	0	0	
	Norfolk	INT	.149	15	47	2	7	3	0	0	4	2	6	0	0	.192	.213	2	1	1	
	BALTIMORE	AL	.203	64	158	15	32	6	0	2	12	6	24	3	2	.236	.278	0	4	1	
2013	Tacoma	PCL	.429	6	28	8	12	1	0	0	1	3	3	0	2	.484	.464	0	0	0	
	SEATTLE	AL	.267	97	266	22	71	10	0	2	14	9	31	1	3	.290	.327	1	3	0	
2014	Tacoma	PCL	.272	37	114	16	31	2	0	0	6	13	17	0	4	.346	.289	2	4	1	
	SEATTLE	AL	.276	80	232	22	64	12	2	2	23	15	30	5	2	.317	.371	2	9	0	
<b>Minor Lg Totals</b>				<b>.304</b>	<b>678</b>	<b>2562</b>	<b>459</b>	<b>780</b>	<b>128</b>	<b>24</b>	<b>18</b>	<b>246</b>	<b>280</b>	<b>276</b>	<b>144</b>	<b>76</b>	<b>.371</b>	<b>.394</b>	<b>22</b>	<b>47</b>	<b>3</b>
<b>Major Lg Totals</b>				<b>.270</b>	<b>1151</b>	<b>3149</b>	<b>385</b>	<b>849</b>	<b>140</b>	<b>34</b>	<b>30</b>	<b>266</b>	<b>180</b>	<b>356</b>	<b>106</b>	<b>42</b>	<b>.308</b>	<b>.364</b>	<b>19</b>	<b>86</b>	<b>2</b>



Endy Chavez split his 19th professional season between Seattle and Tacoma, combining to hit .275 (95x346) with 14 2B and 29 RBI.

FRONT OFFICE

CHENEY STADIUM

COACHES/STAFF

2015 RAINIERS

2014 SEASON REVIEW

OPPONENTS

HISTORY & RECORDS

MEDIA & MISC.



# JI-MAN CHOI

## INF

**BORN:** 05/19/1991 IN INCHEON, SOUTH KOREA  
**RESIDES:** INCHEON, KWANG YEUK, SOUTH KOREA

**ACQUIRED:** SIGNED AS A NON-DRAFTED FREE AGENT ON JULY 2, 2009.

HEIGHT:	WEIGHT:	BATS:	THROWS:	AGE:
6' 1"	230	LEFT	RIGHT	23

AS OF OPENING DAY 2015

## CHOI'S CAREER SUMMARY

### 2014:

- Opened season with Tacoma (70 G)...hit .283/.381/.392 (67x237) with 41 R 7 2B, 2 3B, 5 HR, 30 RBI, 36 BB.
- Placed on Restricted List on Apr. 17 to serve 50-game suspension for violation of Major League Baseball's Joint Drug Prevention and Treatment Program...returned from suspension on June 9.
- Played four games for Double-A Jackson following suspension...hit .273/.467/.636 in 11 AB with 3 R, 1 2B, HR, and 5 RBI.
- Returned to Tacoma on June 14...first game back June 15 against Nashville went 0-for-2 with R and 3 BB.
- Recorded 17 multi-hit games with Tacoma, including four season-high three-hit games...three multi-RBI games...six multi-BB games, including two three-BB games.
- Produced two separate seven-game hitting streaks with Tacoma...first coming July 13-22 (9x25, .360 AVG, 4 RBI, 2 BB)...second coming Aug. 18-24 (9x25, .360 AVG, 2 RBI, 5 BB).
- When leading off an inning hit .426 (20x47, 3 HR, 3 RBI, 5 BB).
- Before suspension on Apr. 17 was hitting .394/.500/.545 in 33 AB (2 2B, 5 RBI, 7 BB).
- Named No. 25 prospect in Mariners organization by *Baseball America* prior to 2014 season.

### 2013:

- Combined .295 (125x424) with 64 R, 36 2B, 6 3B, 18 HR and 85 RBI through 122 games with Class-A Advanced High Desert, Double-A Jackson and Tacoma.
- Began the season with High Desert...promoted to Jackson on June 3...promoted to Tacoma on August 19 and ended the season with the Rainiers.
- Ranked third among Mariners minor leaguers after producing 85 RBI.
- Posted a 21-game hitting streak with High Desert, April 27-May 22 (.422/35x83, 20 R, 15 2B, 3B, 5 HR, 26 RBI)...third-longest hitting streak in the California League.
- Drove in a season-high five R on May 21 at Bakersfield (3x5, R, 2 2B, HR, 5 RBI).
- Selected to the Mid-Season California League All-Star Team.
- Hit his first two career grand slam HR while at Jackson, June 29 vs. Birmingham and July 31 vs. Huntsville.
- Homered in back-to-back games vs. Salt Lake, August 26-27 (5x9, 3 R, 2 HR, 4 RBI).

### 2012:

- Appeared in 66 games with Single-A Clinton after making his season debut on May 19.
- Produced a season-high four RBI on May 23 at Peoria (1x3, R, 4 RBI, BB, HBP).
- Posted a season-high 11-game hitting streak, June 17-July 2 (.465/20x43, 13 R, 2B, 5 HR, 9 RBI).
- Selected as the Midwest League Player of the Week June 26-July 1 (.538/14x26, 7 R, 2B, 4 HR, 7 RBI).
- Homered in five of six games, June 26-July 2...homered in three consecutive games, June 30-July 2.
- Logged time on the disabled list with a right hamstring strain, Aug. 10-19.

### 2011:

- Spent the entire season on the disabled list with a strained back muscle.

### 2010:

- Combined to bat .360 (64x178) with 30 R, 16 2B, 3 3B, 2 HR and 30 RBI through 50 games with rookie-level Peoria and Class-A Advanced High Desert.
- Selected by the Mariners as Peoria's Offensive Player of the Year...named the Arizona League MVP by Topps.
- Won the AZL batting title (.378/51x135)...ranked second in the league in on-base percentage (.459) and slugging percentage (.541) and fourth in 2B (15).
- Promoted to High Desert on Aug. 18 and recorded hits in nine of 11 games with the Mavericks.
- Ended the season on the disabled list after suffering a strained back muscle on Sept. 3.

### Personal:

- Attended Incheon Dong San High School.
- Named No. 29 prospect in Mariners organization by *Baseball America* prior to 2015 season.

FRONT OFFICE

CHENEY STADIUM

COACHES/STAFF

2015 RAINIERS

2014 SEASON REVIEW

OPPONENTS

HISTORY & RECORDS

MEDIA & MISC.



## CHOI'S CAREER PLAYING RECORD

Year	Team	LG	AVG	G	AB	R	H	2B	3B	HR	RBI	BB	SO	SB	CS	OBP	SLG	SF	SAC	HP	
2010	AZL Mariners	AZL	.378	39	135	23	51	15	2	1	23	21	30	10	1	.459	.541	2	0	1	
	High Desert	CAL	.302	11	43	7	13	1	1	1	7	6	9	0	0	.380	.442	1	0	0	
2011																					
2012	Clinton	MID	.298	66	242	43	72	14	1	8	43	39	55	0	2	.420	.463	0	1	12	
2013	High Desert	CAL	.337	48	181	34	61	24	3	7	40	27	33	0	1	.427	.619	1	0	2	
	Jackson	SOU	.268	61	198	21	53	10	3	9	39	32	28	2	2	.377	.485	2	0	4	
	Tacoma	PCL	.244	13	45	9	11	2	0	2	6	4	7	0	0	.333	.422	0	1	2	
2014	Jackson	SOU	.273	4	11	3	3	1	0	1	5	4	2	0	0	.467	.636	0	0	0	
	Tacoma	PCL	.283	70	237	41	67	7	2	5	30	36	42	2	2	.381	.392	2	3	3	
<b>Minor Lg Totals</b>				<b>.303</b>	<b>312</b>	<b>1092</b>	<b>181</b>	<b>331</b>	<b>74</b>	<b>12</b>	<b>34</b>	<b>193</b>	<b>169</b>	<b>206</b>	<b>14</b>	<b>8</b>	<b>.405</b>	<b>.486</b>	<b>8</b>	<b>5</b>	<b>24</b>



Ji-Man Choi spent his fifth professional season with Tacoma, making 70 appearances and hitting .283/.381/.392 (67x237) with 30 RBI.

FRONT OFFICE

CHENEY STADIUM

COACHES/STAFF

2015 RAINIERS

2014 SEASON REVIEW

OPPONENTS

HISTORY & RECORDS

MEDIA & MISC.



# MIKE DOWD

# C

**BORN:** 04/10/1990 IN BOSTON, MA  
**RESIDES:** EAST BRIDGEWATER, MA

**ACQUIRED:** SELECTED IN THE 12TH ROUND OF THE 2011 DRAFT.

**HEIGHT:** 5' 9"    **WEIGHT:** 205    **BATS:** RIGHT    **THROWS:** RIGHT    **AGE:** 24

AS OF OPENING DAY 2015

## DOWD'S CAREER SUMMARY

### 2014:

- Played entire year with Double-A Jackson...hit .209/.269/.264 (38x182) with 12 R, 5 2B, 3B, HR, 13 RBI, 12 BB in 55 games.
- Hit .304 (14x46) in 14 May games...brought average up from .162 to .241.
- Threw out 38% of base stealers (12 CS, 20 SB).
- Hit .231 (24x104) during the first half of the season...hit .179 (14x78) in the second half.
- Reached base safely in 11 consecutive games from May 5-26...hit .351 (13x37) with 5 R, 2B, 3B, HR, 4 RBI during that span.
- Placed on disabled list on Aug. 8 with a left forearm fracture, ending his season.

### 2013:

- Split time between Advanced-A High Desert (32 G) and Double-A Jackson (36 G).
- Began season with High Desert, hitting .275/.313/.363 (25x91) in 22 games prior to promotion.
- Promoted to Jackson on May 23...in 36 games during his first Double-A stint, hit .196/.250/.259 (22x112) with 9 R, 4 2B, HR, 3 RBI, 4 BB.
- Sent back to High Desert in mid-August and finished out the year with the Mavericks.
- Combined to throw out 43% of base stealers (32 CS, 43 SB).

### 2012:

- Spent entirety of sophomore campaign with Single-A Clinton (78 G)...hit .294/.346/.376 (82x279) with 28 R, 15 2B, 1 3B, 2 HR, 43 RBI, 20 BB, 3 SB.
- Set career-high marks in games, hits, 2B, RBI, BB, and SB.
- Posted two hitting streak extending past 10 games, including a season-high 12-game hitting streak from Aug. 6-23...hit .375 (18x48) during that span with 5 R, 3 2B, 1 HR, 6 RBI.
- Hit .316 (30x95) with RISP with 4 2B, HR, 39 RBI.

### 2011:

- Began professional career with rookie-level Everett, appearing in 45 games...hit .228/.272/.290 (37x162) with 15 R, 4 2B, 2 HR, 16 RBI, 7 BB, SB.
- Made pro debut on June 18 at Tri-Cities (0x2, BB).
- Hit .311 (14x45) with 2 2B, HR, 7 RBI in August.
- Participated in the Mariners Instructional League.

### Personal:

- Michael Flynn Dowd
- Graduated from Cardinal Spellman (MA) High School in 2008, where he played baseball and football.

## DOWD'S CAREER PLAYING RECORD

Year	Team	LG	AVG	G	AB	R	H	2B	3B	HR	RBI	BB	SO	SB	CS	OBP	SLG	SF	SAC	HP
2011	Everett	NOR	.228	45	162	15	37	4	0	2	16	7	21	1	0	.272	.290	1	1	3
2012	Clinton	MID	.294	78	279	28	82	15	1	2	43	20	32	3	2	.346	.376	7	0	6
2013	Jackson	SOU	.196	36	112	9	22	4	0	1	3	4	20	0	1	.250	.259	0	0	4
	High Desert	CAL	.281	32	128	21	36	7	0	3	14	2	17	0	1	.314	.406	2	0	5
2014	Jackson	SOU	.209	55	182	12	38	5	1	1	13	12	36	1	0	.269	.264	0	1	3
<b>Minor Lg Totals</b>				<b>.249</b>	<b>246</b>	<b>863</b>	<b>85</b>	<b>215</b>	<b>35</b>	<b>2</b>	<b>9</b>	<b>89</b>	<b>45</b>	<b>126</b>	<b>5</b>	<b>.299</b>	<b>.326</b>	<b>10</b>	<b>2</b>	<b>21</b>

FRONT OFFICE

CHENEY STADIUM

COACHES/STAFF

2015 RAINIERS

2014 SEASON REVIEW

OPPONENTS

HISTORY & RECORDS

MEDIA & MISC.



# ROENIS ELIAS

## LHP

**BORN:** 08/01/1988 IN GUANTANAMO, CUBA  
**RESIDES:** AUSTIN, TX

**ACQUIRED:** SIGNED AS A MINOR LEAGUE FREE AGENT ON MAY 3, 2011.

HEIGHT:	WEIGHT:	BATS:	THROWS:	AGE:
6' 1"	190	LEFT	LEFT	26

AS OF OPENING DAY 2013

### ELIAS' CAREER SUMMARY

#### 2014:

- Spent 29 games (29 GS) with Seattle...optioned to the Rainiers on Aug. 8 and made one start...recalled by the Mariners on Aug. 18.
- Recorded a 10-12 record and 3.85 ERA (70ERx163.2IP) in 29 starts with Seattle.
- Ranked tied for second on the Mariners in games started (29), third in strikeouts (143), and fourth in innings pitched (163.2).
- Finished on Mariners all-time rookie lists in strikeouts (fourth, 143), starts (sixth, 29), wins (seventh, 10), and innings (eighth, 163.2).
- Made MLB debut at Oakland on Apr. 3, earning a no-decision (5.0,2,1,1,3,3).
- Earned first major league win in Apr. 14 start at the Texas Rangers (6.2,5,1,1,2,5)...forced three double plays.
- Pitched a three-hit, complete game shutout against Detroit on June 1...recorded eight strikeouts in the win (9.0,3,0,0,1,8)...first Mariners rookie to toss shutout since Aug. 24, 1999 (Freddy Garcia vs. Detroit).
- Tossed eight quality starts, three of which came in June...4-2 record with a 3.86 ERA (17ERx39.2IP) in six starts.
- Recorded a 2.31 ERA in 10 starts for the Mariners after All-Star break (4.54 ERA in 19 starts prior to the break).
- Limited left-handed hitters to a .212 average (28x132)...right-handed batters hit .257 (123x478).
- Started one game with Tacoma on Aug. 13 at New Orleans, earning a win (5.0,0,0,0,1,6).
- Left start on Sep. 16 at Los Angeles (AL), shut down for the season with strained flexor bundle in left elbow.

#### 2013:

- Started 22 games with Double-A Jackson over a full season with the Generals.
- Among Mariners farmhands, ranked fourth in strikeouts (121) and 6th in ERA (3.18)...ranked 7th in the Southern League in ERA and posted the fourth-best strikeouts per 9.0 innings pitched ratio (8.38, 121 K and 130.0 IP) among SL starters.
- Limited hitters to a .232 batting average (112x482)...held left-handed hitters to a .160 (17x106) average.
- Represented Jackson on the North Division squad in the Southern League All-Star Game...posted a 2.92 ERA (24ERx74.0IP) through 10 starts prior to the break.
- Through five starts in the month of June, posted a 2.43 ERA (8ERx29.2IP).
- Struck out a season-high 10 batters over 5.0 innings in a win at Charlotte on July 24 (5.0,6,3,3,0,10,1 HR).
- Tossed 6.0 innings or more in 14 of 22 turns in rotation, all of which were quality starts.
- Ended the season on the disabled list after undergoing an appendectomy on Aug. 17.
- Made three starts for Lara in the Venezuelan Winter League.

#### 2012:

- Made 26 starts for Class-A Advanced High Desert over a full season with the Mavericks.
- Became the fourth pitcher in franchise history to start at least 25 games and post an ERA under 4.00 in a single season...list includes John Patterson (2.83 in 1998), Brad Penny (2.96 in 1998) and Luis Galindez (3.87 in 1992).
- Collected 11 wins, tied for the eighth-most recorded by a Mavericks starter during a single season in franchise history.
- Topped the team with 12 quality starts, including six over his final eight outings of the season, July 16-Aug. 31...posted a 5-1 mark and 2.34 ERA (13ERx50.0IP) over that eight-game stretch.
- Notched his first career double-digit strikeout game after fanning a career-best 11 batters through 7.2 innings on July 21 at Stockton (7.2,6,3,3,1,11,1 HR).

#### 2011:

- Divided the season between rookie-level Peoria, short-season Pulaski and Single-A High Desert...combined to go 5-2 with a 4.30 ERA (23ERx48.1IP) through 11 games (8 GS).
- Appeared in just one game with Peoria before transferring to Pulaski on July 18.
- Recorded first career victory in a relief appearance at Danville on July 24 (4.0,3,0,0,0,1,0).
- Promoted to Clinton on Aug. 1 and made seven starts with the LumberKings.
- Fanned a season-high eight batters but despite suffering first career loss in a start at Kane County on Aug. 20 (5.0,7,5,5,4,8,2 HR).

FRONT OFFICE

CHENEY STADIUM

COACHES/STAFF

2015 RAINIERS

2014 SEASON REVIEW

OPPONENTS

HISTORY & RECORDS

MEDIA & MISC.



## ELIAS (CONTINUED)

### Personal:

- Roenis Leliebre Elias.
- Defected from Cuba to Mexico in 2010 after playing for Guantanamo in Serie Nacional.

## ELIAS' CAREER PLAYING RECORD

Year	Team	LG	W-L	ERA	G	GS	CG	SHO	SV	IP	H	R	ER	HR	HB	BB	SO	WP	BK
2011	AZL Mariners	AZL	0-0	0.00	1	0	0	0	0	1.0	1	0	0	0	0	0	0	0	0
	Pulaski	APP	1-0	0.82	3	1	0	0	0	11.0	11	4	1	0	2	3	8	0	0
	Clinton	MID	4-2	5.45	7	7	0	0	0	36.1	41	24	22	7	1	18	33	4	0
2012	High Desert	CAL	11-6	3.76	26	26	0	0	0	148.1	136	80	62	19	8	41	128	2	8
2013	Jackson	SOU	6-11	3.18	22	22	0	0	0	130.0	112	57	46	9	4	50	121	2	3
2014	Tacoma	PCL	1-0	0.00	1	1	0	0	0	5.0	0	0	0	0	0	1	6	0	0
	SEATTLE	AL	10-12	3.85	29	29	1	1	0	163.2	151	77	70	16	11	64	143	6	4
<b>Minor Lg Totals</b>			<b>23-19</b>	<b>3.56</b>	<b>60</b>	<b>57</b>	<b>0</b>	<b>0</b>	<b>0</b>	<b>331.2</b>	<b>301</b>	<b>165</b>	<b>131</b>	<b>35</b>	<b>15</b>	<b>113</b>	<b>296</b>	<b>8</b>	<b>11</b>
<b>Major Lg Totals</b>			<b>10-12</b>	<b>3.85</b>	<b>29</b>	<b>29</b>	<b>1</b>	<b>1</b>	<b>0</b>	<b>163.2</b>	<b>151</b>	<b>77</b>	<b>70</b>	<b>16</b>	<b>11</b>	<b>64</b>	<b>143</b>	<b>6</b>	<b>4</b>

FRONT  
OFFICE

CHENEY  
STADIUM

COACHES/  
STAFF

2015  
RAINIERS

2014 SEASON  
REVIEW

OPPONENTS

HISTORY &  
RECORDS

MEDIA &  
MISC.



# ANTHONY FERNANDEZ

## LHP

**BORN:** 06/08/1990 IN SABANA IGLESIA, DR  
**RESIDES:** SABANA IGLESIA, SANTIAGO, DR

**ACQUIRED:** SIGNED AS A NON-DRAFTED FREE AGENT ON SEP. 29, 2006.

HEIGHT:	WEIGHT:	BATS:	THROWS:	AGE:
6' 4"	210	LEFT	LEFT	24

AS OF OPENING DAY 2015

## FERNANDEZ'S CAREER SUMMARY

### 2014:

- Made five starts for Tacoma in his first Triple-A season, posting a 1-1 record with a 3.86 ERA (11ERx25.2IP).
- Saw Triple-A debut with Rainiers in loss vs. Albuquerque on Apr. 6 (4.1,8,4,4,2,4).
- Earned first career Triple-A win in start against Sacramento on Apr. 21 (5.2,5,5,5,4,6,2 HR).
- Recorded a season-high eight strikeouts during start against Albuquerque on Apr. 11.
- Placed on disabled list (elbow) on May 4, ending season...underwent Tommy John surgery to repair ruptured UCL in left elbow on May 22.

### 2013:

- Played majority of eighth professional season with Double-A Jackson...recorded 22 starts and a record of 9-8 with a 4.43 ERA (59ERx120.0IP).
- Ranked tied for team lead in starts (22), second on team in innings pitched (120.0), fourth on team in strikeouts (74).
- Won three consecutive starts on July 25 (5.2 IP), July 30 (7.2 IP), Aug. 4 (6.0 IP)...tossed 19.1 innings with 11 strikeouts and five earned runs.
- Recorded five or more strikeouts in five starts, including two six-strikeout performances.
- Did not allow an earned run in five starts, going 3-1 in those outings.
- Logged time on 7-day disabled list Apr. 4-28 with left shoulder inflammation.
- Earned a 2.92 ERA (17ERx52.1IP) in nine wins...5.74 ERA (27ERx42.1IP) in eight losses...5.33 ERA (15ERx25.1IP) in no decisions.
- Attended Major League Baseball Rookie Career Development Conference.

### 2012:

- Split time between Advanced-A High Desert (14 GS) and Double-A Jackson (13 GS).
- Posted a 2-5 record with a 3.68 ERA (36ERx88.0IP) with Mavericks in 14 starts (eight quality starts).
- Ranked fifth on Mavericks in innings pitched (88.0) and 5th in strikeouts (79).
- Recorded complete game shutout on Apr. 26 at San Jose (7.0,7,3,3,0,2).
- Struck out six or more batters in nine games...fanned a season-high nine batters on May 14 against Visalia.
- Posted a 4-3 record and a 3.32 ERA (28ERx76.0IP) with Generals in 13 starts (six quality starts).
- Ranked fifth on Generals team in innings (76.0) and seventh in strikeouts (55).
- Won first four starts with the Generals on June 23 (9.0 IP), June 28 (9.0 IP), July 4 (7.0 IP), and July 9 (5.0 IP)...recorded complete games in 1st two appearances...1.20 ERA (4ERx29.0IP) over that stretch.
- Became first pitcher in franchise history to post back-to-back 9.0-inning complete games in first two starts.
- In second game with Generals, tossed a complete game shutout on June 28 at Pensacola (9.0,2,0,0,1,8).
- Allowed fewer than four hits or fewer in five of 13 starts with the Generals.

### 2011:

- Split time with Single-A High Desert (7 GS) and Advanced-A Clinton (21 G, 19 GS).
- Struck out 26 in seven starts with Mavericks...posted a 1-1 record with 7.39 ERA (23ERx28.0IP).
- Earned first win with Mavericks on May 29 against Lancaster (6.0,9,3,3,2,5,1 HR).
- Posted a 7-4 record and 2.80 ERA (39ERx125.1IP) across 21 appearances (19 starts) with Clinton.
- Led LumberKings in innings pitched (125.1) and wins (7), second in strikeouts (107), and fifth in ERA (2.80).
- Won three consecutive starts on Aug. 13 (9.0 IP), Aug. 19 (5.0 IP), Aug. 24 (5.2 IP)...five earned runs surrendered during 21.0 innings pitched...season-high 10 strikeouts in Aug. 19 start.
- Earned first win with LumberKings on Apr. 23 at Kane County (5.1,4,2,2,1,4).
- Recorded 11 games with five or more strikeouts with LumberKings.
- Logged a 3-1 record with 1.80 ERA (8ERx40.0IP) in August...43 strikeouts and eight earned runs while scattering 35 hits.

### 2010:

- Recorded 15 appearances (15 GS) with Single-A Everett...8-3 with 2.59 ERA (24ERx83.1IP).
- Ranked tied for team lead in wins (8) and starts (15), first in innings pitched (83.1), third in strikeouts (69), first among starters in fewest HR allowed (1).
- Earned a win in first two starts of the season on June 19 (5.0 IP), and June 24 (5.0 IP)...10.0 IP with 6 hits, 3 earned R and 8 strikeouts.

## FERNANDEZ (CONTINUED)

### 2010 (continued):

- Won final two starts of the season on Aug. 28 (6.0 IP), Sep. 2(6.0 IP)...12.0 IP with six hits, no earned runs and 10 strikeouts.
- Recorded five or more strikeouts in seven starts (five six-strikeout performances).
- Held opponents scoreless in four starts on June 19 (5.0 IP), Aug. 17 (6.0 IP), Aug. 28 (6.0 IP), Sep. 2 (6.0 IP), allowing only 11 hits in those games and earning a 4-0 record.
- Named Mariners MiLB Pitcher of the Year after finishing third among organization pitchers in ERA (2.59)... named Northwest League Post-Season All Star while with Everett AquaSox.

### 2009:

- Posted a 5-3 record with a 3.40 ERA (20ERx53.0IP) AZL Mariners...13 appearances, 2 GS.
- Earned first win with AZL Mariners on June 29 against AZL Royals (6.0,0,0,1,7).
- Ranked third on team in innings pitched (53.0), second on team in strikeouts (53).
- Ranked fifth in Mariners organization with 3.40 ERA.
- Recorded six outings with six or more strikeouts...two seven-strikeout performances.
- Named Post-Season All-Star while with AZL Mariners.

### 2008:

- Appeared in 16 games (6 GS) for DSL Mariners...4-4 record with 3.93 ERA (22ER,50.1IP).
- Made first career start on May 31 at DSL Philadelphia, earning a no-decision (4.0,2,1,1,1,2).
- 3.81 ERA (12ERx28.1IP) as starter...4.09 ERA (10ERx22.0IP) as reliever.
- Held opposing hitters to .227 average (42x185).
- Forced a team-leading six double plays.

### 2007:

- Appeared in 18 games (all in relief) for DSL Mariners...1-2 record with a 3.80 ERA (10ERx23.2IP).
- Made professional debut on June 4 at DSL Athletics 2 (1.1,0,0,0,2).
- Converted two of three saves opportunities.
- Held opposing batters to .163 average (13x80).

### Personal:

- Attended Liceo Zoila Maria Almonte.

## FERNANDEZ'S CAREER PLAYING RECORD

Year	Team	LG	W-L	ERA	G	GS	CG	SHO	SV	IP	H	R	ER	HR	HB	BB	SO	WP	BK
2007	DSL Mariners	DSL	1-2	3.80	18	0	0	0	2	23.2	13	14	10	3	1	24	22	7	1
2008	DSL Mariners	DSL	4-4	3.93	16	6	0	0	0	50.1	42	34	22	0	4	27	41	7	0
2009	AZL Mariners	AZL	5-3	3.40	13	2	0	0	0	53.0	56	30	20	0	2	13	53	2	1
2010	Everett	NOR	8-3	2.59	15	15	0	0	0	83.1	75	29	24	1	2	18	69	4	0
2011	High Desert	CAL	1-1	7.39	7	7	0	0	0	28.0	48	27	23	4	0	13	26	0	0
	Clinton	MID	7-4	2.80	21	19	0	0	0	125.1	109	49	39	6	2	42	107	11	2
2012	High Desert	CAL	2-5	3.68	14	14	1	1	0	88.0	89	43	36	6	14	79	3	2	
	Jackson	SOU	4-3	3.32	13	13	2	1	0	76.0	74	29	28	6	1	24	55	2	0
2013	Jackson	SOU	9-8	4.43	22	22	1	0	0	120.0	117	69	59	13	2	40	74	7	0
2014	Tacoma	PCL	1-1	3.86	5	5	0	0	0	25.2	24	16	11	3	0	14	27	3	0
<b>Minor Lg Totals</b>			<b>42-34</b>	<b>3.64</b>	<b>144</b>	<b>103</b>	<b>4</b>	<b>2</b>	<b>2</b>	<b>673.1</b>	<b>647</b>	<b>340</b>	<b>272</b>	<b>42</b>	<b>20</b>	<b>229</b>	<b>553</b>	<b>46</b>	<b>6</b>

### TACOMA PLAYERS WHO HAVE LED THE PCL IN HOME RUNS

YR	PLAYER	HR
1968.....	Clarence Jones .....	24
1971.....	Adrian Garrett.....	43
1976.....	Bob Gorinski.....	28



# SAM GAVIGLIO

## RHP

**BORN:** 05/22/1990 IN ASHLAND, OR  
**RESIDES:** ASHLAND, OR

**ACQUIRED:** IN TRADE WITH ST. LOUIS IN EXCHANGE FOR TY KELLY (INF) ON NOV. 20, 2014.

**DRAFTED:** SELECTED BY ST. LOUIS IN THE FIFTH ROUND OF THE 2011 DRAFT.

**HEIGHT:** 6' 2"    **WEIGHT:** 195    **BATS:** RIGHT    **THROWS:** RIGHT    **AGE:** 24  
AS OF OPENING DAY 2015

### GAVIGLIO'S CAREER SUMMARY

**2014:**

- Played final season in Cardinals organization with Double-A Springfield (25 G, 24 GS)...posted a 5-12 record with a 4.28 ERA (65ERx136.2IP) and 126 strikeouts.
- Ranked third in Texas League in strikeouts (126)...ranked first among Springfield pitchers in strikeouts (126), second in starts (24), fourth in innings pitched (136.2).
- Posted a 2-4 record with a 2.90 ERA (20ERx62.0IP) in the second half of season...earned 3-8 record and 5.42 ERA (45ERx74.2IP) prior to All-Star break.
- Season high 11 strikeouts came on June 10 against Tulsa (7.0,6,1,1,0,11).
- Struck out five or more batters in 14 of 24 starts.
- Made sole relief appearance (second of career) on Aug. 31 at Tulsa (5.0,6,3,3,1,4).
- Acquired in trade with St. Louis in exchange for Ty Kelly (inf) on Nov. 20, 2014.

**2013:**

- Missed majority of third pro season recovering from right forearm strain...combined for 9 appearances (8 GS) between Single-A Palm Beach and GCL Cardinals.
- Saw two August appearances (1 GS) with GCL Cardinals.
- Made seven starts with Palm Beach, recording a 4-1 record and 2.72 ERA (12ERx39.2IP) with 30 strikeouts.
- Won first three starts of the year on Apr. 5 (5.0 IP), Apr. 11 (6.0 IP), and Apr. 17 (6.0 IP)...posted a 2.65 ERA (5ERx17.0IP) during that span.
- Went 3-0 with a 3.58 for Salt River in the Arizona Fall League across 27.2 IP (6 GS).

**2012:**

- Spent entire sophomore campaign with Single-A Quad Cities (23 GS)...went 9-9 with a 3.92 ERA (58ERx133.0IP) and 113 strikeouts.
- Ranked first on team in strikeouts (113) and innings pitched (133.0), tied for second in starts (23) and wins (9).
- Finished season near the top of Cardinals minor league pitchers in wins (sixth, 9), innings pitched (eighth, 133.0), and strikeouts (sixth, 113).
- Held opponents scoreless in 3 of 23 starts...June 28 against Cedar Rapids (7.0 IP), July 25 at Clinton (6.0 IP), and Aug. 6 at Burlington (6.0 IP).
- Tossed 8.0 innings at Wisconsin in longest outing of the season on May 10 (8.0,6,3,2,1,3).
- Fanned a season-high 11 batters at Kane County on July 4 (5.1,7,6,2,1,11,1 HR).

**2011:**

- Began professional career with two starts for Batavia Muckdogs of the New York-Penn League...surrendered two hits in 4.0 innings.

**Personal:**

- Samuel Joseph Gaviglio (guh-VEE-leo)
- Graduated from Ashland (OR) High School...three-time letter winner in baseball and two-time letter winner in football...named Oregon 5A Pitcher of the Year as a senior.
- Played three seasons at Oregon State...went 25-7 in his career as a Beaver...named Freshman All-Conference and Second-Team All-American his junior year...opened junior year with 41.2 consecutive scoreless innings.
- Originally drafted by Tampa Bay in the 40th round of the 2008 draft but did not sign.

### GAVIGLIO'S CAREER PLAYING RECORD

Year	Team	LG	W-L	ERA	G	GS	CG	SHO	SV	IP	H	R	ER	HR	HB	BB	SO	WP	BK
2011	Batavia	NYP	0-0	0.00	2	2	0	0	0	4.0	2	0	0	0	0	0	4	0	0
2012	Quad Cities	MID	9-9	3.92	23	23	0	0	0	133.0	128	74	58	12	11	30	113	16	0
2013	GCL Card.	GCL	0-0	0.00	2	1	0	0	0	8.0	4	0	0	0	0	1	9	0	0
	Palm Beach	FSL	4-1	2.72	7	7	0	0	0	39.2	29	13	12	2	1	12	30	1	0
2014	Springfield	TEX	5-12	4.28	25	24	0	0	0	136.2	153	79	65	8	9	46	126	12	3
<b>Minor Lg Totals</b>			<b>18-22</b>	<b>3.78</b>	<b>59</b>	<b>57</b>	<b>0</b>	<b>0</b>	<b>0</b>	<b>321.1</b>	<b>316</b>	<b>166</b>	<b>135</b>	<b>22</b>	<b>21</b>	<b>89</b>	<b>282</b>	<b>29</b>	<b>3</b>

FRONT OFFICE

CHENEY STADIUM

COACHES/STAFF

2015 RAINIERS

2014 SEASON REVIEW

OPPONENTS

HISTORY & RECORDS

MEDIA & MISC.





# JUSTIN GERMANO

**BORN:** 08/06/1982 IN PASADENA, CA  
**RESIDES:** SAN MARCOS, CA

## RHP

**ACQUIRED:** SIGNED AS A MINOR LEAGUE FREE AGENT ON DEC. 4, 2014.

**DRAFTED:** SELECTED BY SAN DIEGO IN THE 13TH ROUND OF THE 2000 DRAFT.

HEIGHT:	WEIGHT:	BATS:	THROWS:	AGE:
6' 2"	210	RIGHT	RIGHT	32

AS OF OPENING DAY 2015

## GERMANO'S CAREER SUMMARY

### 2014:

- Spent majority of season with Triple-A Round Rock (21 GS), but also spent brief stints with Texas (2 G) and Triple-A Albuquerque (3 G, 2 GS).
- In 21 starts for Round Rock he posted a 4-13 record with a 4.51 ERA (66ERx131.2IP) with 82 strikeouts.
- Ranked first on Express in innings pitched (131.2) and starts (21), third in strikeouts (82).
- Tossed a PCL-leading three complete games: Apr. 29 at Oklahoma City (8.0,3,2,2,1,6,1 HR), July 12 at Nashville (8.0,7,5,5,0,6,2 HR), and July 24 at Oklahoma City (9.0,3,1,1,2,2).
- Surrendered multiple HR in eight of 21 starts, including July 19 against Iowa when he gave up three long balls (5.0,8,5,5,1,4,3 HR).
- Contract selected by Rangers on May 8...made two relief appearances on May 10, 13.
- Designated for assignment and outrighted to Round Rock on May 16.
- Traded to Los Angeles (NL) on Aug. 14 for future considerations.
- Transferred to Albuquerque on Aug. 31, making two starts and one relief appearance with the Isotopes.

### 2013:

- Signed with Toronto to a minor league contract on Nov. 20 and spent majority of the season with Triple-A Buffalo (25 G, 24 GS).
- Posted an 8-9 record with 103 strikeouts.
- Led the Bisons in starts (24), strikeouts (103) and innings pitched (151.0)...tied for team lead in wins (8).
- Tossed complete game on Aug. 15 against Rochester, taking the loss (9.0,7,4,2,1,5,1 HR).
- Recorded five or more strikeouts in nine games, including two season-high eight-strikeout performances.
- Went 5-7 with a 5.35 ERA (60ERx101.0IP) before the All-Star break...3-2 record with a 2.70 ERA (15ERx50.0IP) after the break.
- Made one appearance with Toronto on May 1 against Boston (2.0,6,2,2,0,1,1 HR).

### 2012:

- Signed as a minor league free agent by Boston on Jan. 10, 2012...spent first half of the season primarily with Triple-A Pawtucket (17 G, 16 GS).
- Notched 9-4 record with Pawtucket, posting a 2.40 ERA (28ERx105.0 IP) with 72 strikeouts.
- Tossed complete game on June 10 against Gwinnett, earning the win (9.0,3,1,1,2,4,1 HR).
- Promoted to Boston on July 4...appeared in one game in relief on July 7 against NYY (5.2,5,0,0,2,7).
- Designated for assignment on July 13 and traded to Chicago (NL) on July 19 in exchange for cash considerations.
- Appeared in 13 games for the Cubs (12 GS).
- Lost his final 8 starts of the season, posting an 8.61 ERA (37ERx38.2IP) over that span.

### 2011:

- Entered camp with Cleveland as a non-roster invitee...made Indians Opening Day roster...made 9 relief appearances with Cleveland going 0-1 with a 5.68 ERA (8ERx12.2IP).
- Held opponents scoreless in six of nine appearances.
- Designated for assignment on May 19 and outrighted to Triple-A Columbus...appeared in 16 games (6 GS) with Clippers...went 1-2 with three saves, a 4.22 ERA (23ERx49.0IP) and 39 strikeouts.
- Spun a perfect game on July 26 at Syracuse (9.0,0,0,0,0,7)...earned International League Pitcher of the Week honors for July 25-31.
- Released on Aug. 5 to pursue opportunity with Samsung Lions in Korean Baseball Organization...went 5-1 with a 2.78 ERA (14ERx45.1IP).

### 2010:

- Began season with Double-A Akron.
- Promoted to Triple-A Columbus on May 20 and went 3-2 with 1 save in 17 games (6 starts) with a 3.38 ERA (20ERx53.1IP) and 37 strikeouts.
- Promoted to Cleveland on July 30...made 23 appearances (1 GS).
- Limited batters to a .169 average as a reliever...2.16 relief ERA (8ERx331.1IP).

### 2009:

- Played with the Fukuoka SoftBank Hawks of the NBP's Pacific League.
- Went 5-4 with a 4.38 ERA (37ERx76.0IP) and 42 strikeouts.

### 2008:

- Opened season as San Diego's fifth starter, going 0-3 with a 5.98 ERA (29ERx43.2IP) before being moved to the bullpen in May...surrendered two earned runs in 9.2 innings out of bullpen.

## GERMANO (CONTINUED)

### 2008 (continued):

- Designated for assignment and outrighted to Triple-A Portland on May 22 and spent remainder of the season with Beavers.
- Made 17 appearances (16 GS) for Portland.

### 2007:

- Acquired from Philadelphia through a waiver claim by San Diego during Spring Training.
- Made five starts for Triple-A Portland.
- Contract purchased by San Diego on May 8...made 26 appearances (23 GS) for San Diego...posted a record of 7-10 with a 4.46 ERA (66ERx133.1IP) with 78 strikeouts.

### 2006:

- Spent time with three clubs, including two stints in the majors with Cincinnati on May 30 and July 29.
- Went 8-6 with a 3.69 ERA (48ERx117.0IP) and 67 strikeouts with Triple-A Louisville.
- Made two appearances (1 GS) for the Reds, going 0-1 with a 5.40 ERA (4ERx6.2IP).
- Acquired by Philadelphia in exchange for Rheel Cormier (lhp) on July 31.
- Finished season with Triple-A Scranton-Wilkes Barre...went 2-0 with a 2.82 ERA (12ERx38.1IP).

### 2005:

- Spent the year in Triple-A with Portland and Louisville.
- Went 7-6 with a 3.70 ERA (46ERx112.0IP) with Portland.
- Traded by San Diego to Cincinnati on July 23 in exchange for Joe Randa.
- Posted a 3-2 record with a 4.01 ERA (22ERx49.1IP) with Louisville in eight starts.

### 2004:

- Played with Double-A Mobile (5 GS), Triple-A Portland (20 GS), and San Diego (7 G/5 GS).
- Made MLB debut in May 22 start at Philadelphia, earning the win in 5.0 innings with four earned runs.
- Combined for 3.82 ERA (76ERx176.1IP) on the year with a 12-8 record.

### 2003:

- Split time between Single-A Lake Elsinore (19 GS) and Double-A Mobile (9 GS).

### 2002:

- Played with Low-A Fort Wayne (24 GS) and Single-A Lake Elsinore (3 GS).
- Posted 12-5 record with a 3.18 ERA (55ERx155.2IP) with Fort Wayne...career-high marks in wins, innings, and strikeouts (119).
- Posted a 2-0 record with a 0.95 ERA (2ERx19.0IP) with Lake Elsinore.

### 2001:

- Evenly split sophomore campaign between short-season Eugene (13 GS) and Low-A Fort Wayne (13 GS).

### 2000:

- Made professional debut with AZL Padres (17 G, 8 GS).

### Personal:

- Justin William Germano (jer-MAH-noh).
- Broke Mark McGwire's Claremont, CA Little League record for most HR in a season (13).
- Graduated from Claremont (CA) High School.

## GERMANO'S CAREER PLAYING RECORD

Year	Team	LG	W-L	ERA	G	GS	CG	SHO	SV	IP	H	R	ER	HR	HB	BB	SO	WP	BK	
2000	AZL Padres	AZL	5-5	4.59	17	8	0	0	1	66.2	65	36	34	4	3	9	67	5	1	
2001	Fort Wayne	MID	2-6	4.98	13	13	0	0	0	65.0	80	47	36	7	7	16	55	6	0	
	Eugene	NOR	6-5	3.49	13	13	2	0	0	80.0	77	35	31	5	5	11	74	1	0	
2002	Fort Wayne	MID	12-5	3.18	24	24	1	0	0	155.2	166	63	55	14	4	19	119	4	2	
	Lake Elsinore	CAL	2-0	0.95	3	3	0	0	0	19.0	12	3	2	1	1	1	5	18	1	0
2003	Lake Elsinore	CAL	9-5	4.23	19	19	1	0	0	110.2	127	61	52	4	9	25	78	2	0	
	Mobile	SOU	2-5	4.34	9	9	1	0	0	58.0	60	34	28	6	5	13	44	0	0	
2004	Mobile	SOU	2-1	2.51	5	5	0	0	0	32.1	31	11	9	3	1	7	20	0	0	
	Portland	PCL	9-5	3.38	20	20	2	2	0	122.2	113	48	46	12	5	25	98	3	0	
	SAN DIEGO	NL	1-2	8.86	7	5	0	0	0	21.1	31	24	21	2	0	14	16	0	0	
2005	Portland	PCL	7-6	3.70	19	19	1	1	0	112.0	111	56	46	13	5	32	100	2	0	
	Louisville	INT	3-2	4.01	8	8	0	0	0	49.1	62	27	22	7	5	5	38	2	0	
2006	Louisville	INT	8-6	3.69	19	18	0	0	0	117.0	124	53	48	11	9	22	67	1	2	
	CINCINNATI	NL	0-1	5.40	2	1	0	0	0	6.2	8	4	4	1	1	3	8	0	0	
	Scranton/WB	INT	2-0	2.82	6	6	0	0	0	38.1	40	13	12	2	1	2	25	0	0	
2007	Portland	PCL	4-0	1.69	5	5	0	0	0	32.0	23	7	6	0	1	3	20	1	0	
	SAN DIEGO	NL	7-10	4.46	26	23	0	0	0	133.1	133	72	66	14	8	40	78	1	0	
2008	SAN DIEGO	NL	0-3	5.98	12	6	0	0	0	43.2	54	31	29	8	1	13	17	4	0	
	Portland	PCL	2-9	5.51	17	16	1	0	0	98.0	119	67	60	12	2	25	67	3	0	
2009	Softbank	PAC	5-4	4.38	14	13	1	0	0	76.0	92	40	37	6	6	10	42	0	2	
2010	Akron	EAS	2-1	2.79	7	1	0	0	0	19.1	17	6	6	0	0	4	16	0	0	
	Columbus	INT	3-2	3.38	17	6	1	1	1	53.1	49	23	20	8	1	10	37	2	0	
	CLEVELAND	AL	0-3	3.31	23	1	0	0	0	35.1	27	15	13	6	6	8	29	0	0	
2011	CLEVELAND	AL	0-1	5.68	9	0	0	0	0	12.2	15	8	8	1	2	5	5	0	0	
	Columbus	INT	1-2	4.22	16	6	1	1	3	49.0	50	23	23	5	3	4	39	0	1	
2012	Pawtucket	INT	9-4	2.40	17	16	1	0	0	105.0	82	33	28	15	5	13	72	1	0	
	BOSTON	AL	0-0	0.00	1	0	0	0	0	5.2	5	0	0	0	0	2	7	1	0	
	CHICAGO	NL	2-10	6.75	13	12	0	0	0	64.0	81	52	48	7	7	19	45	4	0	
2013	TORONTO	AL	0-0	9.00	1	0	0	0	0	2.0	6	2	2	1	0	0	1	0	0	
	Buffalo	INT	8-9	4.47	25	24	2	0	0	151.0	184	84	75	12	7	27	103	6	0	
2014	TEXAS	AL	0-0	11.81	2	0	0	0	0	5.1	8	7	7	1	1	3	3	0	0	
	Round Rock	PCL	4-13	4.51	21	21	3	0	0	131.2	145	72	66	22	8	22	82	2	0	
	Albuquerque	PCL	1-1	9.88	3	2	0	0	0	13.2	20	15	15	4	0	2	14	0	0	
	<b>Minor Lg Totals</b>		<b>103-92</b>	<b>3.86</b>	<b>303</b>	<b>262</b>	<b>17</b>	<b>5</b>	<b>5</b>	<b>1679.2</b>	<b>1757</b>	<b>817</b>	<b>720</b>	<b>167</b>	<b>87</b>	<b>301</b>	<b>1253</b>	<b>42</b>	<b>6</b>	
	<b>Major Lg Totals</b>		<b>10-30</b>	<b>5.40</b>	<b>96</b>	<b>48</b>	<b>0</b>	<b>0</b>	<b>0</b>	<b>330.0</b>	<b>368</b>	<b>215</b>	<b>198</b>	<b>41</b>	<b>26</b>	<b>107</b>	<b>209</b>	<b>10</b>	<b>0</b>	



# JAMES GILLHEENEY

**BORN:** 11/08/1987 IN JOHNSTON, RI  
**RESIDES:** JOHNSTON, RI

## LHP

**ACQUIRED:** SELECTED IN THE EIGHTH ROUND OF THE 2009 DRAFT.

HEIGHT:	WEIGHT:	BATS:	THROWS:	AGE:
6' 1"	200	LEFT	LEFT	27

AS OF OPENING DAY 2015

## GILLHEENEY'S CAREER SUMMARY

### 2014:

- Split time between Double-A Jackson (3 GS) and Tacoma (23 GS)...combined go to 4-11 on the season.
- Opened season with Tacoma...went 1-2 in three starts with a 7.59 ERA (9ERx10.2IP).
- Ranked third on Rainiers in IP (105.2), second in strikeouts (110) and starts (23).
- Transferred to Jackson on Apr. 24.
- Pitched 6.0 shutout innings allowing only two hits in sole win with Generals on Apr. 30 at Pensacola (6.0,2,0,0,3,3).
- Promoted from Jackson back to Tacoma on May 6.
- Earned first win after promotion to Tacoma on June 13 at Nashville (6.0,6,1,1,0,5,1 HR).
- Pitched 2.0 shutout innings in sole relief appearance on May 28 against Salt Lake (2.0,2,0,0,0,0)...first relief appearance since May 21, 2013 with Tacoma.
- Won consecutive starts on June 13 (6.0 IP) and June 18 (5.0 IP) against Nashville and Colorado Springs, respectively...two earned runs allowed on 10 hits with nine strikeouts.
- Made six starts for Naranjeros de Hermosillo of the Mexican Pacific League...earned a 2-2 record with a 2.37 ERA (8ERx30.1IP).

### 2013:

- Split season between Double-A Jackson and Tacoma...combined to go 9-9 with a 4.18 ERA (63ERx135.2IP) through 26 appearances (25 GS).
- Among Mariners farmhands ranked tied for third in wins (9) and ninth in ERA (4.18).
- Tossed 6.0 innings or more in 11 starts, including nine quality starts.
- Began the season with Jackson...went 2-0 with a 1.21 ERA (3ERx22.1IP) over four starts before earning a promotion to Tacoma on April 30.
- Struck out a season-high nine batters and earned a win his Triple-A debut on April 30 vs. Tucson (6.2,4,0,0,1,9).
- Pitched 3.0 innings in relief on May 21 vs. Nashville...second career relief appearance and first since Aug. 6 2009 while with Short-Season Pulaski.
- Transferred back to Jackson on May 27 and ended the season with the Generals.
- Turned in a season-high 7.1 innings of work on July 2 vs. Birmingham (7.1,3,2,2,3,4,1 HR).

### 2012:

- Combined to go 8-5 with a 5.10 ERA (84ERx148.2IP) over stints with Class-A Advanced High Desert (23 GS) and Double-A Jackson (5 GS).
- Among Mariners farmhands, ranked first with 148 strikeouts...posted an 8.98 strikeouts per 9.0 innings pitched ratio.
- Captured High Desert's all-time career strikeout record, fanning 251 batters over parts of three seasons (2010-13)...previous record was 232 K's set by Jake Wild (2008-10).
- Went 2-0 with a 1.73 ERA (5ERx26.0IP) through his first five starts of the seasons.
- Earned his only career complete game after tossing nine innings in a win at Lansing on Aug. 3 (9.0,5,2,2,0,11,2 HR).
- Closed out the season with the Generals after transferring to Jackson on Aug. 9.

### 2011:

- Split the season between stops at Class-A Advanced High Desert and Double-A Jackson...combined to go 7-8 with a 5.39 ERA (88ERx147.0IP) through 27 starts.
- Started 20 games with High Desert from April 9-July 25 before transferring to Jackson on Aug. 1...pitched the remainder of the season with the Mavericks.
- Finished the season tied for second among Mariners minor leaguers with 131 strikeouts.
- Received Southern League Pitcher of the Week honors for Aug. 29-Sept 5 turning in 7.0 no-hit innings at Jacksonville on Sept. 3 (7.0,0,0,0,4,5)...exited game after reaching pitch count at 112.

### 2010:

- Pitched the majority of the season at Single-A Clinton, but also logged time at Class-A Advanced High Desert and Double-A West Tennessee...combined to go 10-11 with a 3.55 ERA (60ERx152.0IP) through 28 games.
- Ranked second in the Midwest League in ERA (2.83) and fourth in lowest opponent batting average for starters (.229) and fewest baserunners per 9.0 innings pitched (10.78) for starters.

FRONT OFFICE

CHENEY STADIUM

COACHES/STAFF

2015 RAINIERS

2014 SEASON REVIEW

OPPONENTS

HISTORY & RECORDS

MEDIA & MISC.

## GILLHEENEY (CONTINUED)

### 2010 (continued):

- Collected wins in four consecutive starts, June 30-July 17 (0.96 ERA/3ERx28.0IP).
- Posted a season-high 18.2 consecutive scoreless innings through three starts, July 11-23.

### 2009:

- Made his professional debut appearing in six games (4 GS) with Short-Season Pulaski.
- Came out of the bullpen in his first two appearances before transitioning to the rotation for his final four games.

### Personal:

- James A. Gillheeneey.
- Graduated from Bishop Hendricken (RI) High School in 2006.
- Attended North Carolina State University, 2007-09...played on the same Wolfpack baseball teams as Super Bowl Championship-winning quarterback Russell Wilson.

## GILLHEENEY'S CAREER PLAYING RECORD

Year	Team	LG	W-L	ERA	G	GS	CG	SHO	SV	IP	H	R	ER	HR	HB	BB	SO	WP	BK
2009	Pulaski	APP	0-3	4.84	6	4	0	0	0	22.1	23	13	12	3	0	7	21	1	0
2010	Clinton	MID	8-8	2.83	21	21	0	0	0	117.2	97	45	37	7	5	44	102	2	2
	High Desert	CAL	1-1	5.06	3	3	0	0	0	16.0	18	11	9	4	0	7	21	1	0
	West Tenn	SOU	1-2	6.87	4	4	0	0	0	18.1	20	17	14	3	0	6	22	1	0
2011	High Desert	CAL	6-5	5.35	20	20	0	0	0	107.2	119	73	64	21	9	28	109	6	1
	Jackson	SOU	1-3	5.49	7	7	0	0	0	39.1	35	24	24	6	1	19	22	1	0
2012	High Desert	CAL	8-4	5.39	23	23	1	0	0	120.1	140	84	72	19	6	48	121	6	0
	Jackson	SOU	0-1	3.81	5	5	0	0	0	28.1	31	16	12	3	1	12	27	2	0
2013	Tacoma	PCL	2-2	4.50	6	5	0	0	0	32.0	30	17	16	5	0	9	25	1	0
	Jackson	SOU	7-7	4.08	20	20	0	0	0	103.2	98	51	47	13	9	39	62	5	1
2014	Jackson	SOU	1-0	1.29	3	3	0	0	0	14.0	12	3	2	0	0	3	7	0	0
	Tacoma	PCL	3-11	5.62	24	23	0	0	0	105.2	117	73	66	16	4	44	110	4	0
<b>Minor Lg Totals</b>			<b>38-47</b>	<b>4.65</b>	<b>142</b>	<b>138</b>	<b>1</b>	<b>0</b>	<b>0</b>	<b>725.1</b>	<b>740</b>	<b>427</b>	<b>375</b>	<b>100</b>	<b>35</b>	<b>266</b>	<b>649</b>	<b>30</b>	<b>4</b>



James Gillheeneey was second on the Rainiers in starts in 2014, getting the nod 23 times. Also made six starts in the Mexican Pacific League following the Rainiers season.





# MAYCKOL GUAIBE

**BORN:** 08/11/1990 IN BARCELONA, VZ  
**RESIDES:** BARCELONA, VZ

## RHP

**ACQUIRED:** SIGNED AS A NON-DRAFTED FREE AGENT ON OCT. 11, 2006.

HEIGHT:	WEIGHT:	BATS:	THROWS:	AGE:
6' 4"	235	RIGHT	RIGHT	24

AS OF OPENING DAY 2015

## GUAIBE'S CAREER SUMMARY

### 2014:

- Notched 40 relief appearances with Double-A Jackson, earning a record of 1-3 with 12 saves and an ERA of 2.89 (18ERx56.0IP).
- Totalled 56 strikeouts with Jackson, giving him a 9.00 K/9...struck out a season-high 4 batters three times.
- Ranked first on Generals in saves (12) and second in appearances (40)...WHIP of 0.964 was lowest among Mariners full-season minor leaguers.
- Did not allow an earned run in first nine appearances (15.0 innings)...held opponents scoreless in 29 of 40 appearances.
- Recorded a save in three straight appearances June 1-8...surrendered one hit and fanned five batters in 3.2 IP.
- Held opposing batters to a .215 (45x209) batting average, including limiting right-handed batters to a .197 (28x142) average...left-handed batters hit .254 (17x67).
- Ranked near the top of Southern League relievers in lowest BB/9 (2nd, 1.45) and lowest opponent average (5th, .215).
- Appeared in 20 games for Caribes de Anzoategui in the Venezuelan Winter League...posted 0-1 record with a 2.61 ERA (6ERx20.2IP)...limited opposing batters to a .186 batting average.
- Added to the Mariners 40-man roster on Nov. 20

### 2013:

- Made 35 appearances with Advanced-A High Desert Mavericks, including three starts...posted 3-4 record with 5 saves, a 5.64 ERA (37ERx59.0IP) and 57 strikeouts.
- Struggled in three starts to open the season, going 0-2 and running up an 11.37 ERA (16ERx12.2IP)...moved to the bullpen following starts.
- From June 16-Aug. 3 recorded 2 saves while allowing only one earned run over 18.1 innings (12 games).

### 2012:

- Spent the year as a starting pitcher, splitting time between Single-A Everett (2 GS) and Double-A Clinton (11 GS).
- Tossed two starts with Everett, giving him a 4.50 ERA (6ERx12.0IP) and 6 strikeouts.
- Promoted to Clinton on June 24...in 11 starts with Clinton posted 5-0 record with a 3.39 ERA (22ERx58.1IP) and 34 strikeouts.
- Spun 6.1 scoreless innings in Aug. 17 start at Kane County, getting a no-decision (6.1,8,0,0,2,2).
- Spent time on the disabled list from July 6-21 with a back strain.

### 2011:

- Played entire season with rookie-level Pulaski (14 GS)...posted 5-6 record with a 3.66 ERA (26ERx64.0IP) and 49 strikeouts.
- Won first three starts of the season on June 22 (5.2 IP), June 27 (6.0 IP), and July 2 (6.0 IP)...1.53 ERA (3ERx17.2IP) with 12 strikeouts during that period.
- Went without a win from July 7-Aug. 18, going 0-6 with a 6.03 ERA (23ERx34.1IP) in that span.
- Held opponent scoreless in three starts (14.2 IP), going 2-0.

### 2010:

- Spent fourth season with VSL Mariners, appearing in 18 games (1 start)...went 4-2 with 4 saves, a 2.77 ERA (15ERx48.2IP) and 41 strikeouts.
- Made lone start on May 30 against VSL Reds (2.1,6,5,5,2,1).
- Closed out the year with five consecutive scoreless outings spanning 7.1 innings, earning two saves and one win.

### 2009:

- Appeared in 14 games (2 GS) for VSL Mariners...posted 2-2 record with two saves, a 5.46 ERA (19ERx31.1IP) and 22 strikeouts.
- Made two starts, both against VSL Philadelphia, on May 22 (0.2,4,4,4,2,0) and on June 20 (2.0,3,4,3,2,1).
- Placed in three consecutive save opportunities July 2-11...earned 2 saves.

### 2008:

- Spent second season with VSL Mariners, appearing in 18 games (1 GS)...posted 2-1 record with three saves, a 1.86 ERA (8ERx38.2IP) and 25 strikeouts.
- Made only start of the season on July 26 at VSL New York Mets (4.0,2,1,1,2,2).
- Spun 13.0 consecutive innings from May 12-24.

FRONT OFFICE

CHENEY STADIUM

COACHES/STAFF

2015 RAINIERS

2014 SEASON REVIEW

OPPONENTS

HISTORY & RECORDS

MEDIA & MISC.

## GUAIBE (CONTINUED)

### 2007:

- Made professional debut with VSL Mariners...went 1-0 in 15 games (1 start) with a 1.67 ERA (5ERx27.0IP) and 13 strikeouts.
- Started June 22 game against VSL Cardinals (5.0,3,0,0,0,3).
- Held opponents scoreless in 12 of 15 appearances.

### Personal:

- Mayckol Martin Guaibe (Michael) (gwhy-pay).
- Attended Unidad Educativa Guaraguao.

## GUAIBE'S CAREER PLAYING RECORD

Year	Team	LG	W-L	ERA	G	GS	CG	SHO	SV	IP	H	R	ER	HR	HB	BB	SO	WP	BK
2007	VSL Mariners	VSL	1-0	1.67	15	1	0	0	0	27.0	29	7	5	1	1	9	13	1	1
2008	VSL Mariners	VSL	2-1	1.86	18	1	0	0	3	38.2	26	11	8	1	1	19	25	4	2
2009	VSL Mariners	VSL	2-2	5.46	14	2	0	0	2	31.1	36	24	19	0	8	16	22	2	0
2010	VSL Mariners	VSL	4-2	2.77	18	1	0	0	4	48.2	47	22	15	0	6	13	41	2	1
2011	Pulaski	APP	5-6	3.66	14	14	0	0	0	64.0	66	37	26	2	12	20	49	7	1
2012	Everett	NOR	0-0	4.50	2	2	0	0	0	12.0	13	6	6	1	1	2	6	2	0
	Clinton	MID	5-0	3.39	11	11	0	0	0	58.1	60	31	22	4	7	15	34	2	0
2013	High Desert	CAL	3-4	5.64	35	3	0	0	5	59.0	59	39	37	5	8	29	57	3	0
2014	Jackson	SOU	1-3	2.89	40	0	0	0	12	56.0	45	20	18	4	3	9	56	1	0
<b>Minor Lg Totals</b>			<b>23-18</b>	<b>3.55</b>	<b>167</b>	<b>35</b>	<b>0</b>	<b>0</b>	<b>26</b>	<b>395.0</b>	<b>381</b>	<b>197</b>	<b>156</b>	<b>18</b>	<b>47</b>	<b>132</b>	<b>303</b>	<b>24</b>	<b>5</b>

### TACOMA AFFILIATE RECORDS 1960-PRESENT

Year	Team	Affiliate	Record	Pct.
1960-65	Giants	San Francisco	486-436	.527
1966-71	Cubs	Chicago (NL)	410-466	.468
1972-77	Twins	Minnesota	422-441	.489
1978	Yankees	New York (AL)	80-57	.584
1979-80	Tugs/Tigers	Cleveland	148-147	.502
1981-94	Tigers	Oakland	975-1011	.491
1995-2013	Rainiers	Seattle	1386-1333	.510
<b>1960-2013 (54 Seasons)</b>			<b>3907-3891</b>	<b>.501</b>



# FRANKLIN GUTIERREZ

**BORN:** 02/21/1983 IN CARACAS, VZ  
**RESIDES:** BOCA RATON, FL

# OF

**ACQUIRED:** SIGNED AS A MINOR LEAGUE FREE AGENT ON JAN. 26, 2015.

HEIGHT:	WEIGHT:	BATS:	THROWS:	AGE:
6' 2"	195	RIGHT	RIGHT	32

AS OF OPENING DAY 2015

## GUTIERREZ'S CAREER SUMMARY

### 2014:

- Spent entirety of the season on the Restricted List.

### 2013:

- Played in a total of 41 games with Seattle, while also spending significant amount of time on the 15- and 60-Day Disabled Lists (strained right hamstring)...played 47 games on rehab assignments with Tacoma.
- While with Seattle, hit .248/.273/.503 (36x145) with 18 R, 7 2B, 10 HR, 24 RBI, 5 BB, 3 SB.
- Played in 47 games over four rehab assignments with Tacoma, hit .211/.272/.340 (41x194) with 27 R, 16 2B, 3 HR, 25 RBI, 15 BB, 4 SB.

### 2012:

- Played in a total of 40 games with Seattle across two stints, while also spending a significant amount of time on the 7- and 15-Day Disabled Lists (partial tear of right pectoral muscle, concussion)...played 17 games as part of two rehab assignments with Tacoma.
- Opened season on June 2 with Tacoma on rehab assignment for pectoral muscle...over 10 games hit .211/.279/.289 (8x38) with 5 R, 3 2B, RBI, 4 BB.
- Activated from 15-Day DL on June 13 and made season debut with Seattle on June 14...played in 13 games before being placed on 7-Day DL on June 29 (concussion).
- Hit .267/.313/.444 (12x45) over 13 games with 5 R, 2 2B, 2 HR, 9 RBI, 2 BB.
- Moved from 7-Day DL to 15-Day DL on July 13.
- Played in seven games with Tacoma between Aug. 18 and 25 while on a rehab assignment...hit .333/.414/.667 (8x24) with 6 R, 2 2B, 2 HR, 7 RBI, 4 BB.
- Activated from 15-Day DL on Aug. 27 and spent 27 games with Seattle to close out the season...hit .257/.307/.410 (27x105) with 13 R, 8 2B, 3B, 3 HR, 8 RBI, 7 BB, 3 SB.

### 2011:

- Played 92 games with Seattle while struggling with stomach gastritis and a strained oblique, requiring two separate DL stints...played in 11 games with Tacoma while on rehab assignment early in the year.
- Placed on 15-Day DL on Mar. 30 (retroactive to Mar. 22) due to stomach gastritis.
- While on rehab assignment in Tacoma from May 2-16 played in 11 games...hit .275/.362/.425 (11x40) with 7 R, 2 2B, 2 3B, 6 RBI, 6 BB.
- Activated from 15-Day DL on May 18...made season debut with Mariners that same day.
- Hit .224/.261/.273 (72x322) in 92 games with Seattle with 26 R, 13 2B, HR, 19 RBI, 16 BB, 13 SB.
- Recorded 21 multi-hit games, including three three-hit games...three multi-RBI games, including one three-RBI game on June 8 against Chicago White Sox (went 2x4 with 1 2B).
- Season-high seven-game hitting streak came Aug. 8-15...went 12-for-27 (.444 AVG) with 5 R, 3 2B, RBI, BB, SB.

### 2010:

- Spent second full season with Seattle, playing in 152 games...hit .245/.303/.363 (139x568) with 61 R, 25 2B, 3 3B, 12 HR, 64 RBI, 50 BB, 25 SB.
- Ended Mariners 27-inning scoring drought and delivered walk-off two-run single in the 11th inning of July 21 game against Chicago White Sox...went 3-for-4.
- Recorded 38 multi-hit games, including six three-hit games...12 multi-RBI games, including one three-RBI game on Apr. 16 against Detroit (3x5 R, 3B).
- Hit .303/.388/.462 through the first 35 games of the year...went 40-for-132 with 14 R, 5 2B, 2 3B, 4 HR, 20 RBI, 19 BB, 4 SB.
- Began season with a season-high eight-game hitting streak Apr. 5-12...went 13-for-31 (.419 AVG) with 3 R, 3 2B, 2 HR, 2 BB, 2 SB.
- Ranked first on Mariners in RBI (64), third in 2B (25) and SB (25), fourth in hits (139).
- Named 2010 Gold Glove winner...posted a 1.000 fielding percentage in 146 games (413 PO, 2 A).

### 2009:

- Acquired by Seattle from Cleveland in a three-team trade on Dec. 11, 2008...in the trade Seattle received OF Endy Chavez, LHP Jason Vargas, 1B Mike Carp, OF Ezequiel Carrera, and RHP Maikel Cleto from the Mets and Gutierrez from the Indians.

FRONT OFFICE

CHENEY STADIUM

COACHES/STAFF

2015 RAINIERS

2014 SEASON REVIEW

OPPONENTS

HISTORY & RECORDS

MEDIA & MISC.

## GUTIERREZ (CONTINUED)

### 2009 (continued):

- Played in 153 games in first season with Seattle...hit .283/.339/.425 (160x565) with 85 R, 24 2B, 3B, 18 HR, 46 BB, 16 SB.
- Season-high 13-game hitting streak came June 27 – July 10...went 24x52 (.462 AVG) with 8 R, 4 2B, 3 HR, 12 RBI, 3 BB, 1 SB.
- Recorded 47 multi-hit games, including 11 three-hit games...19 multi-RBI games, including four three-RBI games.
- Hit .335 (55x164) against left-handed pitchers...hit .262 (105x401) against right-handed pitchers.
- Ranked second on Mariners in SB (16), third in hits (160), third in RBI (70), fourth in batting average (.283), fourth in 2B (24), fourth in HR (18).
- Drove in winning run on June 21 against Arizona when Diamondbacks first baseman dropped a throw from third, scoring Ronny Cedeno on third.
- Notched a game-winning single that scored Ronny Cedeno in the ninth inning against Boston on May 17.

### 2008:

- Played in 134 games for Cleveland...hit .248/.307/.383 (99x399) with 54 R, 26 2B, 2 3B, 8 HR, 41 RBI, 27 BB, 9 SB.
- Recorded 25 multi-hit games, including five season-high three-hit games...eight multi-RBI games, including one four-RBI game on May 27 against Chicago (AL) (went 1-4, hit grand slam in first inning off Mark Buehrle).
- Opened season on Mar. 31 against Chicago White Sox with 3x3, 3-RBI performance (2 R, 1 HR, 1 BB).
- Went without a hit from June 17 – July 9...0x31 streak dropped batting average from .253 to .215.
- Season-high 10-game hitting streak came from Sep. 7-16...went 14x30 (.467 AVG) with 7 R, 3 2B, RBI, 3 BB, 2 SB.

### 2007:

- Opened the season with Triple-A Buffalo...played in 19 games from Apr. 12 – May 5...hit .358/.395/.494 (29x81) with 19 R, 5 2B, 2 HR, 10 RBI, 4 BB, 5 SB.
- Promoted to Cleveland and made season debut for Indians on May 7...played in four games before being sent back to Buffalo...in four games hit .200/.200/.200 (1x5) with 1 RBI.
- Spent 11 more games in Buffalo...hit .313 with 10 R, 2 2B, 2 HR, 6 RBI, 4 BB, 2 SB.
- Called back up to Cleveland and spent the remainder of the season (96 G) with them...finished Indians season with a line of .266/.318/.472 (72x271) with 41 R, 13 2B, 2 3B, 13 HR, 36 RBI, 21 BB, 8 SB.
- Recorded 18 multi-hit games with Indians, including one four-hit game on July 16 against Chicago White Sox (4x5, 2 R, 2B, HR, 3 RBI)...seven multi-RBI games, including three three-RBI games.
- Hit left-handed pitchers at a .330/.366/.553 rate (31x94) with 15 R, 7 2B, 3B, 4 HR, 11 RBI, 6 BB...hit right-handed pitching .232/.292/.429 (41x177) with 26 R, 6 2B, 3B, 9 HR, 25 RBI, 15 BB.

### 2006:

- Spent time with both Triple-A Buffalo (90 G) and Cleveland (43 G).
- Posted a line of .278/.373/.433 (97x349) in 90 games with Buffalo...63 R, 27 2B, 9 HR, 38 RBI, 49 BB, 13 SB.
- Went .272/.288/.360 (37x136) in 43 games with Cleveland with 21 R, 9 2B, 1 HR, 8 RBI, 3 BB.

### 2005:

- Spent majority of the season with Double-A Akron (95), also logged time with Triple-A Buffalo (19 G) and Cleveland Indians (7 G).
- Hit .261/.322/.423 (100x383) in 95 games with Akron with 70 R, 25 2B, 2 3B, 11 HR, 42 RBI, 30 BB, 14 SB.
- Made Triple-A debut on Aug. 11...in 19 games with Buffalo hit .254/.320/.403 (17x67) with 10 R, 6 2B, 2 3B, 7 RBI, 6 BB, 2 SB.
- Got first MLB promotion to Cleveland Indians and made MLB debut on Aug. 31 against Detroit...came in as pinch runner and logged no PA.
- Played in seven games with Cleveland, mostly as a pinch runner, only recording one at-bat.

### 2004:

- First season in Cleveland organization...traded to Cleveland along with a PTBNL (Andrew Brown) from the Los Angeles (NL) in exchange for Milton Bradley.
- Played 70 games with Double-A Akron...hit .302/.372/.466 (79x262) with 38 R, 24 2B, 2 3B, 5 HR, 35 RBI, 23 BB, 6 SB.
- Played 7 games with Triple-A Buffalo...hit .148/.179/.296 (4x27) with 4 R, 2B, HR, 3 RBI, BB.

### 2003:

- Played 110 games for Advanced-A Vero Beach...hit .282/.345/.513 (120x425) with 65 R, 28 2B, 5 3B, 20 HR, 68 RBI, 39 BB, 17 SB.
- Played 18 games for Double-A Jacksonville...hit .313/.387/.597 (21x67) with 12 R, 3 2B, 2 3B, 4 HR, 12 RBI, 7 BB, 3 SB.

### 2002:

- Played majority of his second professional season with Single-A South Georgia (92 G)...hit .283/.344/.454 (102x361) with 61 R, 18 2B, 4 3B, 12 HR, 45 RBI, 31 BB, 13 SB.
- Played briefly (2 G) with Triple-A Las Vegas...hit .300/.364/.500 (3x10) with 2 R, 2 2B, 2 RBI, BB.

### 2001:

- Signed as an amateur free agent by the Los Angeles (NL) on Nov. 18, 2000.
- Played first professional season with GCL Dodgers, seeing action in 56 games...hit .269/.324/.389 (63x234) with 38 R, 16 2B, 4 HR, 30 RBI, 16 BB, 9 SB.

### Personal:

- Franklin Rafael Gutierrez.
- Father-in-law is former Major Leaguer Luis Salazar.
- Winner of the Fielding Bible Award in 2008 and 2009.



# GUTIERREZ'S CAREER PLAYING RECORD

Year	Team	LG	AVG	G	AB	R	H	2B	3B	HR	RBI	BB	SO	SB	CS	OBP	SLG	SF	SAC	HP	
2001	GCL Dodgers	GCL	.269	56	234	38	63	16	0	4	30	16	39	9	3	.324	.389	2	2	4	
2002	South Georgia	SAL	.283	92	361	61	102	18	4	12	45	31	88	13	4	.344	.454	6	4	6	
	Las Vegas	PCL	.300	2	10	2	3	2	0	0	2	1	4	0	0	.364	.500	0	0	0	
2003	Vero Beach	FSL	.282	110	425	65	120	28	5	20	68	39	111	17	5	.345	.513	3	4	3	
	Jacksonville	SOU	.313	18	67	12	21	3	2	4	12	7	20	3	3	.387	.597	0	0	1	
2004	Buffalo	INT	.148	7	27	4	4	1	0	1	3	1	11	0	0	.179	.296	0	0	0	
	Akron	EAS	.302	70	262	38	79	24	2	5	35	23	77	6	3	.372	.466	4	0	9	
2005	Akron	EAS	.261	95	383	70	100	25	2	11	42	30	77	14	4	.322	.423	5	1	7	
	Buffalo	INT	.254	19	67	10	17	6	2	0	7	6	13	2	2	.320	.403	1	0	1	
	CLEVELAND	AL	.000	7	1	2	0	0	0	0	0	1	0	0	0	.500	.000	0	0	0	
2006	Buffalo	INT	.278	90	349	63	97	27	0	9	38	49	84	13	8	.373	.433	2	8	5	
	CLEVELAND	AL	.272	43	136	21	37	9	0	1	8	3	28	0	0	.288	.360	0	2	0	
2007	Buffalo	INT	.341	30	129	29	44	7	0	4	16	8	20	7	3	.384	.488	0	0	1	
	CLEVELAND	AL	.266	100	271	41	72	13	2	13	36	21	77	8	3	.318	.472	3	5	1	
2008	CLEVELAND	AL	.248	134	399	54	99	26	2	8	41	27	87	9	3	.307	.383	2	4	8	
2009	SEATTLE	AL	.283	153	565	85	160	24	1	18	70	46	122	16	5	.339	.425	2	13	3	
2010	SEATTLE	AL	.245	152	568	61	139	25	3	12	64	50	137	25	3	.303	.363	8	2	1	
2011	Tacoma	PCL	.275	11	40	7	11	2	2	0	6	6	7	0	0	.362	.425	1	0	0	
	SEATTLE	AL	.224	92	322	26	72	13	0	1	19	16	56	13	2	.261	.273	2	3	1	
2012	Tacoma	PCL	.258	17	62	11	16	5	0	2	8	8	13	0	1	.333	.435	2	0	0	
	SEATTLE	AL	.260	40	150	18	39	10	1	4	17	9	31	3	1	.309	.420	1	1	2	
2013	Tacoma	PCL	.211	47	194	27	41	16	0	3	25	15	60	4	2	.272	.340	2	0	2	
	SEATTLE	AL	.248	41	145	18	36	7	0	10	24	5	43	3	1	.273	.503	0	1	0	
2014	RESTRICTED																				
<b>Minor Lg Totals</b>			<b>.275</b>	<b>664</b>	<b>2610</b>	<b>437</b>	<b>718</b>	<b>180</b>	<b>19</b>	<b>75</b>	<b>337</b>	<b>240</b>	<b>624</b>	<b>88</b>	<b>38</b>	<b>.342</b>	<b>.445</b>	<b>28</b>	<b>19</b>	<b>39</b>	
<b>Major Lg Totals</b>			<b>.256</b>	<b>762</b>	<b>2557</b>	<b>326</b>	<b>654</b>	<b>127</b>	<b>9</b>	<b>67</b>	<b>279</b>	<b>178</b>	<b>581</b>	<b>77</b>	<b>18</b>	<b>.306</b>	<b>.391</b>	<b>18</b>	<b>31</b>	<b>16</b>	

FRONT OFFICE

CHENEY STADIUM

COACHES/STAFF

2015 RAINIERS

2014 SEASON REVIEW

OPPONENTS

HISTORY & RECORDS

MEDIA & MISC.



# JOHN HICKS

**C**

**BORN:** 08/31/1989 IN RICHMOND, VA  
**RESIDES:** SANDY HOOK, VA

**ACQUIRED:** SELECTED IN THE FOURTH ROUND OF THE 2011 DRAFT.

HEIGHT:	WEIGHT:	BATS:	THROWS:	AGE:
6' 2"	210	RIGHT	RIGHT	25

AS OF OPENING DAY 2015

## HICKS' CAREER SUMMARY

### 2014:

- Began season with Double-A Jackson (39 G)...hit .296/.362/.418 (56x189) with 29 R, 10 2B, 2 3B, 3 HR, 27 RBI, 20 BB, and 6 SB.
- Ranked third on Generals in average (.296).
- Recorded 15 multi-hit games, including a trio of three-hit games...five multi-RBI games, including one three-RBI game against Jacksonville on May 23.
- Produced an 11-game hitting streak from May 6-23...over that period hit .419 (18x43)...six multi-hit games included in streak...4 2B, 3B, 2 HR, 10 RBI.
- Hit .316 (18x57) with RISP...5 2B, 21 RBI, 7 BB.
- Promoted to Tacoma on July 8...saw action in 28 games...hit .277/.330/.376 (28x101) with 13 R, 2 2B, 1 3B, 2 HR, 20 RBI, and 7 BB.
- Recorded nine multi-hit games...five multi-RBI games, including one game with four RBI on Aug. 14 against New Orleans (2-5, 3B).
- Went 2-for-5 with 3 R, HR, BB, and RBI in first career Triple-A appearance on July 10 against Salt Lake.
- Combined to throw out 38% of base stealers (26 CS, 42 SB).

### 2013:

- Spent third season in professional baseball with Double-A Jackson (80 G)...hit .236/.301/.331 (70x296) with 40 R, 14 2B, 3B, 4 HR, 29 RBI, 22 BB, and 13 SB.
- Ranked fifth on Generals in 2B and AB, second on team in HBP (6).
- Recorded 17 multi-hit games, including two season-high three-hit games...four multi-RBI games, including one season-high three-RBI game on May 5 against Jacksonville.
- Strung together two separate eight-game hitting streaks...Apr. 14-25 (.394 AVG)...Apr. 27-May 10 (.333 AVG).
- Hit .284 when leading off an inning (19x67, 4 2B, HR).
- Four errors in 687.0 defensive innings...574 PO, 62 A...threw out 35 of 71 baserunners stealing (.493).
- Threw out 49% of base stealers (35 CS, 36 SB).

### 2012:

- Played second season in the Mariners system with Advanced-A High Desert (121 G)...hit .312/.351/.472 (158x506) with 87 R, 32 2B, 2 3B, 15 HR, 79 RBI, 28 BB, 22 SB...career-high marks in hits, 2B, HR, RBI, SB.
- Ranked first on Mavericks in hits (158), third in 2B (32) and SB (22), fourth in RBI (79), sixth in HR (15).
- Ranked fifth in California League in hits (158), ninth in AVG (.312).
- Recorded 47 multi-hit games, including two season-high four-hit games...20 multi-RBI games, including one season-high six-RBI game on May 24 against Modesto...three multi-HR games.
- Went 2-for-3 with 2 2B and BB in his first game with Mavericks on Apr. 5 against Lancaster.
- Season-high 13-game hit streak from Apr. 23-May 7...hit .458 with 5 2B, HR, 12 RBI, 5 BB, and 3 SB.
- Spent majority of season at catcher (98 G)...23 games as DH.
- Threw out 54% of base stealers (57 CS, 49 SB)...led California League.
- Named to California League Mid-Season and Post-Season All-Star teams.

### 2011:

- Spent first professional season with Single-A Clinton (38 G)...hit .309/.331/.446 (43x139) with 21 R, 9 2B, 2 3B, 2 HR, 26 RBI, 5 BB, and 2 SB.
- Ranked second on Mavericks in AVG (.309).
- Notched 10 multi-hit games, including five three-hit games...six multi-RBI games, including one four-RBI game on Sep. 22 against Kane County.
- Made professional debut on July 9 against Beloit (1x3, RBI).
- First career HR came on Aug. 5 against Wisconsin (1x4, RBI).
- Opened career with five-game hitting streak...season-high nine-game hitting streak from Aug. 17-27 (.500 AVG).
- Hit .364 when leading off an inning (12x33, 2 2B, 3B, HR, RBI).
- Threw out 44% of base stealers (19 CS, 24 SB).

### Personal:

- John Austin Hicks.
- Graduated from Goochland (VA) High School.

FRONT OFFICE

CHENEY STADIUM

COACHES/STAFF

2015 RAINIERS

2014 SEASON REVIEW

OPPONENTS

HISTORY & RECORDS

MEDIA & MISC.

## HICKS (CONTINUED)

### Personal (continued):

- Played for University of Virginia from 2009-11...teammates with fellow Mariners Danny Hultzen and Chris Taylor.
- Played select baseball while in high school with Seahawks QB Russell Wilson.
- Named No. 13 prospect (No. 1 catcher) in Mariners organization by *Baseball America* prior to 2015 season.

## HICKS' CAREER PLAYING RECORD

Year	Team	LG	AVG	G	AB	R	H	2B	3B	HR	RBI	BB	SO	SB	CS	OBP	SLG	SF	SAC	HP
2011	Clinton	MID	.309	38	139	21	43	9	2	2	26	5	17	2	3	.331	.446	3	0	1
2012	High Desert	CAL	.312	121	506	87	158	32	2	15	79	28	73	22	8	.351	.472	1	0	3
2013	Jackson	SOU	.236	80	296	40	70	14	1	4	29	22	62	13	4	.301	.331	2	1	6
2014	Jackson	SOU	.296	53	189	29	56	10	2	3	27	20	42	6	3	.362	.418	1	1	0
	Tacoma	PCL	.277	28	101	13	28	2	1	2	20	7	24	1	0	.330	.376	2	0	2
<b>Minor Lg Totals</b>			<b>.288</b>	<b>320</b>	<b>1231</b>	<b>190</b>	<b>355</b>	<b>67</b>	<b>8</b>	<b>26</b>	<b>181</b>	<b>82</b>	<b>218</b>	<b>44</b>	<b>18</b>	<b>.337</b>	<b>.419</b>	<b>9</b>	<b>2</b>	<b>12</b>



John Hicks hit .296 (56x189) with Double-A Jackson before being promoted to Tacoma on July 8. In his Triple-A debut on July 10 against Salt Lake, went 2-for-5 with three runs, one home run, one walk, one RBI.



# DANNY HULTZEN

## LHP

**BORN:** 11/28/1989 IN BETHESDA, MD  
**RESIDES:** BETHESDA, MD

**ACQUIRED:** SELECTED IN THE FIRST ROUND (2ND OVERALL) OF THE 2011 DRAFT.

**HEIGHT:** 6' 3"    **WEIGHT:** 210    **BATS:** LEFT    **THROWS:** LEFT    **AGE:** 25

AS OF OPENING DAY 2015

## HULTZEN'S CAREER SUMMARY

### 2014:

- Did not play entire season after undergoing left shoulder surgery on Oct. 1, 2013...surgery cleaned up labrum and a partial tear of the rotator cuff and repaired the capsule...surgery performed by Dr. James Andrews.

### 2013:

- Logged a total of six starts in Tacoma in between two extended DL stints for left shoulder inflammation (Apr. 29-June 26, July 7-Sep. 1)...recorded a 4-1 record with a 2.05 ERA (7ERx30.2IP) and 34 strikeouts.
- Won his first two starts of the year on Apr. 4 (6.0 IP) and Apr. 9 (5.0 IP)...gave up only three earned runs for an ERA of 2.45 with 14 strikeouts and three walks...season-high eight strikeouts in season opener Apr. 4.
- Limited left-handed batters to a .097 batting average (3x31)...right-handed batters hit .195 (16x82).
- Averaged 9.98 K/9 in his six starts...James Paxton led Rainiers qualified starters in K/9 with 8.04, the fifth best mark in the PCL.
- Made sole rehab start with AZL Mariners on July 22 against AZL Royals (5.0,3,1,1,0,8).
- Allowed a total of six HR across 38 career professional starts and 179.0 IP.
- Ranked No. 29 prospect in baseball by *Baseball America* and No. 18 by MLB.com prior to the 2013 season.

### 2012:

- Split rookie season between Double-A Jackson and Tacoma...combined to post a record of 9-7 in 25 starts with a 3.05 ERA (42ERx124.0IP) and 136 strikeouts...gave up a combined four HR.
- Finished against Southern League opponents with an 8-3 record, 1.19 ERA (10ERx75.1IP) and 79 strikeouts with Jackson.
- Won final six starts with Jackson...0.40 ERA (2ERx44.2IP) over that span with 45 strikeouts.
- Tossed a season-high 12 strikeouts during 6.0 inning performance on May 23 at Montgomery (6.0,5,1,1,1,12).
- Named starting pitcher for the North in Southern League All-Star Game...pitched one scoreless inning.
- Ranked first among Generals starters in ERA (1.19, next: 2.61, Andrew Carraway), second on team in wins (8), fourth in strikeouts (79).
- Promoted to Tacoma on June 20...made first career Triple-A start on June 23 at Colorado Springs, suffering the loss (3.0,5,5,5,3).
- Earned 1-4 record with a 5.92 ERA (32ERx48.2IP) and 57 strikeouts across 12 starts with Tacoma.
- Earned first career Triple-A win in July 3 start against Fresno (5.0,6,2,1,3,6).
- Ranked third on Rainiers in strikeouts (57) and first in fewest BB (43).

### 2011:

- Made six starts with Peoria of the Arizona Fall League after being drafted...posted 1-0 record and 1.40 ERA (3ERx19.1IP) with 18 strikeouts.
- Made professional debut on Oct. 7 at Surprise (2.0,3,1,1,1,2).
- Earned first win on Oct. 31 against Salt River (4.0,2,1,1,1,5).

### Personal:

- Daniel Alexander Hultzen
- Played college baseball with University of Virginia...led UVA to College World Series as a junior, going 12-3 with a 1.37 ERA (18ERx118.0IP) and 165 strikeouts.
- For performance junior year named unanimous First-Team All-American and earned John Olerud Two-Way Player of the Year Award...batted .309 (42x136) with 11 2B and 35 RBI.

## HULTZEN'S CAREER PLAYING RECORD

Year	Team	LG	W-L	ERA	G	GS	CG	SHO	SV	IP	H	R	ER	HR	HB	BB	SO	WP	BK
2012	Jackson	SOU	8-3	1.19	13	13	0	0	0	75.1	38	14	10	2	3	32	79	7	0
	Tacoma	PCL	1-4	5.92	12	12	0	0	0	48.2	49	35	32	2	4	43	57	5	1
2013	AZL Mariners	AZL	1-0	1.80	1	1	0	0	0	5.0	3	1	1	0	0	0	8	0	0
	Tacoma	PCL	4-1	2.05	6	6	0	0	0	30.2	19	9	7	1	1	7	34	4	0
2014	INJURED																		
<b>Minor Lg Totals</b>			<b>14-8</b>	<b>2.82</b>	<b>32</b>	<b>32</b>	<b>0</b>	<b>0</b>	<b>0</b>	<b>159.2</b>	<b>109</b>	<b>59</b>	<b>50</b>	<b>5</b>	<b>8</b>	<b>82</b>	<b>178</b>	<b>16</b>	<b>1</b>

FRONT OFFICE

CHENEY STADIUM

COACHES/STAFF

2015 RAINIERS

2014 SEASON REVIEW

OPPONENTS

HISTORY & RECORDS

MEDIA & MISC.





# KYLE HUNTER

## LHP

**BORN:** 06/18/1989 - RICHMOND, VA  
**RESIDES:** GALESBURG, IL

**ACQUIRED:** SELECTED IN THE 31ST ROUND OF THE 2011 DRAFT.

**HEIGHT:** 6' 2"    **WEIGHT:** 210    **BATS:** RIGHT    **THROWS:** LEFT    **AGE:** 25  
AS OF OPENING DAY 2015

### HUNTER'S CAREER SUMMARY

#### 2014:

- Spent entire fourth season in Seattle organization with Double-A Jackson, appearing in 38 games (3 starts)...went 5-3 with one save, 46 strikeouts, and a 3.25 ERA (27ERx74.2IP).
- Tossed 11 consecutive scoreless outings spanning 19.2 innings from July 16-Aug. 19.
- Finished Generals season by going 3-0 with a 0.32 ERA (1ERx28.0IP) across final 15 appearances (1 GS).
- Improved in the second half of the season, going 4-2 with a 2.41 ERA (10ERx37.1IP) before the break...went 1-1 with a 4.10 ERA (17ERx37.1IP) before the break.
- Fanned a season-high four batters in a save against Montgomery on May 15 (4.0,5,0,0,4).
- Went 0-0 with a 5.19 ERA (5ERx8.2IP) as a starter...posted 3.00 ERA (22ERx66.0IP) as a reliever.
- Made 14 relief appearances for Tigres de Aragua in the Venezuelan Winter League...went 0-0 with an 8.53 ERA (6ERx6.1IP).

#### 2013:

- Split time between Advanced-A High Desert and Double-A Jackson...combined to go 4-1 in 42 appearances (4 GS) with a 1.80 ERA (14ERx70.0IP).
- Began the year with High Desert, appearing in relief in 8 games with a 3.65 ERA (5ERx12.1IP).
- Promoted to Jackson on Apr. 27 after three consecutive scoreless outings (3 hits allowed in 6.2 innings).
- Spun 34 outings (4 GS) with Jackson, posting a 3-0 record with 1 save, 43 strikeouts, and a 1.40 ERA (9ERx57.2IP).
- Made Double-A debut on Apr. 27 at Charlotte (1.0,1,0,0,2).
- Recorded first start since July 30, 2011 on May 18 against Birmingham (4.0,5,2,2,1,1,1 HR).
- Didn't allow a run in first seven Double-A outings (spanned 6.0 innings) Apr. 27-May 15.
- Earned a 2-0 record with a 0.89 ERA (4ERx40.2IP) as a reliever...1-0 with a 2.65 ERA (5ERx17.0IP) as a starter.

#### 2012:

- Made 39 relief appearances for Single-A Clinton...posted career-high marks in games, innings, saves, and strikeouts.
- Went 3-0 with a 1.57 ERA (4ERx23.0IP) in 10 games in August and September.
- Held left-handed batters to a .229 batting average (22x96)...right-handed batters hit .267 (59x221).
- Held opponents scoreless in 19 of 39 appearances...allowed one or fewer runs in 28 outings.
- Earned three saves in three opportunities...surrendered one hit and no runs with eight strikeouts.
- Led all Midwest League relievers in innings pitched (84.2)...posted lowest BB/9 ratio (1.17)...ranked fifth in fewest baserunners per nine innings (9.89).

#### 2011:

- Began professional career with rookie-level Pulaski, appearing in 10 games (1 GS).
- Made professional debut on June 26 against Princeton (2.2,0,0,0,4).
- Earned first professional win on July 6 against Bristol (3.1,4,1,0,0,5).
- Promoted to short-season Everett on Aug. 4...went 2-0 with two saves, 31 strikeouts, and a 1.82 ERA (5ERx24.2IP).
- Held opponents scoreless in seven of 10 outings with Everett...did not allow a run in his first four appearances.
- Season-high seven strikeouts against Tri Cities on Aug. 11 (4.0,2,1,1,1,7).

#### Personal:

- Kyle J. Hunter.
- Graduated from Galesburg (IL) High School in 2008.
- Originally drafted by Tampa Bay in the 33rd round of the 2008 draft but did not sign.
- Played for Kansas State from 2009-11.
- Drafted again by New York (AL) in 43rd round of 2010 draft but returned to Kansas State.

### HUNTER'S CAREER PLAYING RECORD

Year	Team	LG	W-L	ERA	G	GS	CG	SHO	SV	IP	H	R	ER	HR	HB	BB	SO	WP	BK
2011	Pulaski	APP	1-2	1.61	10	1	0	0	0	22.1	23	6	4	1	0	3	31	1	0
	Everett	NOR	2-0	1.82	10	0	0	0	2	24.2	28	6	5	0	1	6	31	2	0
2012	Clinton	MID	4-5	2.98	39	0	0	0	3	84.2	81	36	28	5	1	11	71	6	0
2013	High Desert	CAL	1-1	3.65	8	0	0	0	0	12.1	12	7	5	2	0	4	12	0	0
	Jackson	SOU	3-0	1.40	34	4	0	0	1	57.2	47	11	9	2	1	16	43	1	0
2014	Jackson	SOU	5-3	3.25	38	3	0	0	1	74.2	79	28	27	8	2	21	46	2	0
<b>Minor Lg Totals</b>			<b>16-11</b>	<b>2.54</b>	<b>139</b>	<b>8</b>	<b>0</b>	<b>0</b>	<b>7</b>	<b>276.1</b>	<b>270</b>	<b>94</b>	<b>78</b>	<b>18</b>	<b>5</b>	<b>61</b>	<b>234</b>	<b>12</b>	<b>0</b>

FRONT OFFICE

CHENEY STADIUM

COACHES/STAFF

2015 RAINIERS

2014 SEASON REVIEW

OPPONENTS

HISTORY & RECORDS

MEDIA & MISC.



# JAMES JONES

# OF

**BORN:** 09/24/1989 IN BROOKLYN, NY  
**RESIDES:** BROOKLYN, NY

**ACQUIRED:** SELECTED IN THE FOURTH ROUND OF THE 2009 DRAFT.

HEIGHT:	WEIGHT:	BATS:	THROWS:	AGE:
6' 4"	200	LEFT	LEFT	26

AS OF OPENING DAY 2015

## JONES' CAREER SUMMARY

### 2014:

- Made multiple trips up and down I-5, spending 37 games in Tacoma (across four stints) and 108 games in Seattle (across four stints).
- Spent time with Tacoma Apr. 4-16, Apr. 20 – May 5, Aug. 1-11, and Aug. 18-29.
- In total with Seattle, hit .250/.278/.311 (78x312) with 46 R, 9 2B, 5 3B, 9 RBI, 12 BB, 27 SB.
- Trips to Seattle came Apr. 16-20, May 5 – Aug. 1, Aug. 11-18, and Aug. 29 – Sep. 28.
- Spent majority of middle of the season in Seattle, starting in centerfield for 79 games between May 5 and Aug. 1.
- Made MLB debut on Apr. 18 against Miami...recorded first MLB hit in same game (1x1, single).
- While with Seattle, recorded 17 multi-hit games, including one four-hit game on June 30 against Houston (4x5, 2 R)...two multi-RBI games (both two RBI performances).
- Led Mariners in SB with 27...only caught stealing once in 28 attempts.
- Recorded a .988 fielding percentage through 698.1 defensive innings with Seattle.

### 2013:

- Combined to hit .278 (105x378) with 16 2B, 10 3B, six HR and 46 RBI through 105 games with Double-A Jackson and Tacoma.
- Ranked fourth among Mariners minor leaguers in steals...converted on 28 of 37 (75.7%) SB attempts.
- Selected as a Southern League Mid-Season All-Star after batting .265 (81x306) with 26 extra-base hits and 40 RBI through 85 games prior to the break...recorded the North Division squad's only hit of the game (1x4).
- Led the Southern League with 10 3B...became one of three Jackson players to hit at least 10 3B in a single season...fell one shy of equalling Jackson's franchise record.
- Homered twice on June 22 vs. Mobile, including an inside-the-park HR...first time in Jackson franchise history a player recorded an inside-the-park HR as part of a multi-homer game...first inside-the-park homer by a Generals player since Jake Shaffer in 2011.
- With runners in scoring position, batted .358 (38x106) with three 2B, five 3B, three HR and 41 RBI.
- Promoted to Tacoma on Aug. 30...hit safely in three of four games with the Rainiers.

### 2012:

- Appeared in 126 games in his 2nd full season with Class-A Advanced High Desert.
- Among Mariners minor leaguers, ranked eighth with a .306 (151x493) batting average...ranked fourth in the California league with a 12 3B.
- Through 49 games played in June and July, combined to bat .351 (68x194) with 49 R scored, 15 2B, four 3B, seven homers and 36 RBI.
- Posted a season-high 14-game hitting streak, July 4-19 (.379/25x66, 18 R, 5 2B, 3 3B, 2 HR, 16 RBI).
- Batted .421 (8x19) with two 2B, 3B, RBI through four appearances in the CL playoffs.

### 2011:

- Played in 83 games over a full season with Class-A Advanced High Desert.
- Posted a season-high 11-game hitting streak, June 28-July 9 (.349/15x43, 8 R, 4 2B, 3B, HR, 5 HR).
- Recorded a season-high three hits on May 4 at Modesto (3x5, R).
- Ended the season on the disabled list after fracturing his nose on July 23.
- Played for Adelaide in the Australian Baseball League.

### 2010:

- Appeared in 132 games with Single-A Clinton in his first full season of professional baseball.
- Among Mariners minor leaguers, ranked tied for third with 24 SB.
- Topped the LumberKings in 3B (10), BB (62) and outfield assists (11), finished second on the team in SB (24) and 2B (24), third in runs scored (87) and tied for fourth in HR (12).
- Posted a 17-game on-base streak, April 13-30...3rd-longest streak recorded in the Midwest League.
- Named the MWL Player of the Postseason...batting .356 (16x45) with a league-best three homers, nine SB, two 2B, nine R scored and six RBI in the playoffs.

### 2009:

- Spent first professional season playing in 45 games with short-season Everett.
- Turned in 15 multi-hit games, including a season-high four hits on Sept. 4 at Vancouver.
- Played games at first base (7 G/GS), right field (33 G/GS) and designated hitter (4 G/3 GS).

FRONT OFFICE

CHENEY STADIUM

COACHES/STAFF

2015 RAINIERS

2014 SEASON REVIEW

OPPONENTS

HISTORY & RECORDS

MEDIA & MISC.

## JONES (CONTINUED)

### Personal:

- James Steven Jones.
- Graduated from the High School of Telecommunications (NY) in 2006.
- Attended Long Island University from 2007-09...earned First-Team All-Northeast Conference honors each season...pitched and played first base and the outfield...hit for the cycle on April 17, 2009 at Sacred Heart.

## JONES' CAREER PLAYING RECORD

Year	Team	LG	AVG	G	AB	R	H	2B	3B	HR	RBI	BB	SO	SB	CS	OBP	SLG	SF	SAC	HP
2009	Everett	NOR	.311	45	164	28	51	12	2	3	24	19	40	0	3	.392	.463	0	0	3
2010	Clinton	MID	.269	132	491	87	132	24	10	12	65	62	122	24	10	.356	.432	1	1	5
2011	High Desert	CAL	.247	83	296	42	73	16	4	5	29	42	92	16	3	.347	.378	1	1	4
2012	High Desert	CAL	.306	126	493	109	151	28	12	14	76	54	124	26	17	.378	.497	4	3	5
2013	Jackson	SOU	.275	101	363	44	100	14	10	6	45	40	72	28	9	.347	.419	0	2	0
	Tacoma	PCL	.333	4	15	2	5	2	0	0	1	2	2	0	0	.412	.467	0	0	0
2014	Tacoma	PCL	.282	37	156	24	44	6	3	2	15	13	31	7	3	.341	.397	0	3	1
	SEATTLE	AL	.250	108	312	46	78	9	5	0	9	12	67	27	1	.278	.311	0	4	0
<b>Minor Lg Totals</b>			<b>.281</b>	<b>528</b>	<b>1978</b>	<b>336</b>	<b>556</b>	<b>102</b>	<b>41</b>	<b>42</b>	<b>255</b>	<b>232</b>	<b>483</b>	<b>101</b>	<b>45</b>	<b>.361</b>	<b>.438</b>	<b>6</b>	<b>10</b>	<b>18</b>
<b>Major Lg Totals</b>			<b>.250</b>	<b>108</b>	<b>312</b>	<b>46</b>	<b>78</b>	<b>9</b>	<b>5</b>	<b>0</b>	<b>9</b>	<b>12</b>	<b>67</b>	<b>27</b>	<b>1</b>	<b>.278</b>	<b>.311</b>	<b>0</b>	<b>4</b>	<b>0</b>



James Jones split the 2014 season between Tacoma and Seattle. In his limited time with Seattle, led the club with 27 stolen bases, seven swipes ahead of Austin Jackson.



# MIKE KICKHAM

## LHP

**BORN:** 12/12/1988 IN ST. LOUIS, MO  
**RESIDES:** SPRINGFIELD, MO

**ACQUIRED:** IN TRADE WITH CHICAGO (NL) IN EXCHANGE FOR LARS HUIJER (RHP) ON JAN. 14, 2015.

**DRAFTED:** SELECTED BY SAN FRANCISCO IN THE SIXTH ROUND OF THE 2010 DRAFT.

HEIGHT:	WEIGHT:	BATS:	THROWS:	AGE:
6' 4"	220	LEFT	LEFT	26

AS OF OPENING DAY 2015

## KICKHAM'S CAREER SUMMARY

### 2014:

- Spent majority of season with Triple-A Fresno Grizzlies...posted an 8-8 record and 4.43 ERA (73ERx148.1IP) in 27 starts with 131 strikeouts.
- Ranked first on Grizzlies in strikeouts (131), second in innings pitched (148.1) and games started (27), sat second among starters with 20+ starts in ERA (4.43).
- Won four consecutive starts on May 25 (6.0 IP), May 30 (5.0 IP), June 5 (7.0 IP), June 10 (6.0 IP)...1.88 ERA (5ERx24.0IP) with 17 hits allowed and 23 strikeouts over that span.
- Pitched 6.0 scoreless, no-hit innings in a May 25 win against Salt Lake (6.0,0,0,0,5,5).
- Struck out six or more batters in 10 appearances, season-high nine strikeouts against Salt Lake on June 26 (8.1,2,0,0,3,9)...T-longest career outing of 8.1 IP.
- Tossed six or more innings in 14 appearances, including 12 quality starts.
- Allowed two hits or fewer in four appearances, running a record of 3-1 in those outings.
- Ran an unbeaten streak spanning 12 starts from May 25-July 24...record of 6-0 with a 2.74 ERA (21ERx69.0IP) during that stretch.
- 1.71 ERA in wins...6.35 ERA in losses...5.63 ERA in no decisions.
- Two appearances in September with the World Champion San Francisco Giants, both in relief...posted a 22.50 ERA (5ERx2.0IP).
- Selected off waivers by Chicago (NL) from San Francisco on Dec. 23.

### 2013:

- Split time between Triple-A Fresno (20 GS) and San Francisco (12 G, 3 GS).
- Named PCL Pitcher of the Week for Aug. 11-17...made two starts over that span...limited Iowa to two hits over 8.0 innings on Aug. 11 (8.0,2,0,0,0,3).
- Called up to San Francisco...longest MLB stint from June 24 - July 7.
- Ranked second on Fresno in innings pitched (110.2), fourth in strikeouts (90).
- Pitched 6.0 or more innings in 11 starts,including 10 quality starts...went 6-1 when posting a quality start.
- Recorded first career Triple-A win in May 13 start at Memphis (5.0,6,2,2,3,2).
- Earned a win in final four starts with Fresno...1.32 ERA (4ERx27.1IP) through four starts with 12 hits allowed and 16 strikeouts during that period.
- 0-3 record in three starts with Giants...13.94 ERA (16ERx101IP) as starter, 21 hits, 10 strikeouts...longest outing 5.1 innings.
- Made MLB debut in a start at Oakland on May 28, suffering the loss (2.1,4,4,4,4,3,1 HR)...started in place of Ryan Vogelsong...first player of Giants 2010 draft class to reach majors.
- 10.16 ERA (32ERx28.1IP) across all 12 appearances with Giants with 29 strikeouts.
- Recorded four scoreless outings in relief...4.1 IP, three hits, four strikeouts during those games.

### 2012:

- Spent entire season with Double-A Richmond...recorded 28 appearances (27 GS) with an 11-10 record, 3.05 ERA (51ERx150.2IP), and a career-high 137 strikeouts.
- Ranked fourth best ERA among qualified pitchers (0.8 IP/league games) in Eastern League (3.05)...second most strikeouts in Eastern League (137)...second lowest opponent batting average (.219).
- Team leader in strikeouts (137), tied for team lead in wins (11), third in innings pitched (150.2) and quality starts (13).
- Named Eastern League Pitcher of the Week for July 30-Aug. 6...made one start on Aug. 2 against Reading (8.1,3,0,0,1,12)...12 strikeouts were career single-game high.
- June record of 2-1 with 1.84 ERA (6ERx29.1IP)...included one 7.0-inning complete game shutout against Erie on June 2 (7.0,2,0,0,1,8).
- Did not allow an earned run in nine starts...made 13 quality starts.
- Named Eastern League Post-Season All-Star.

### 2011:

- Spent entire season with Single-A Augusta...posted 21 starts (5-10 record) with a 4.11 ERA (51ERx111.2IP).
- Ranked third on team in games started (21) and innings pitched (111.2), second on team in strikeouts (103).
- Pitched 6.0 or more innings in 11 starts...including nine quality starts.

FRONT OFFICE

CHENEY STADIUM

COACHES/STAFF

2015 RAINIERS

2014 SEASON REVIEW

OPPONENTS

HISTORY & RECORDS

MEDIA & MISC.

## KICKHAM (CONTINUED)

### 2011 (continued):

- Posted second inning ERA of 0.43 (1ERx21.0IP)...12 hits allowed with 25 strikeouts.
- Aug. 21 against Charleston earned win in stellar 7.0-inning, scoreless performance (7.0,2,0,0,0,7).

### 2010:

- Made three relief appearances with AZL Giants after being drafted in the sixth round (198 overall) in 2010 draft...11.57 ERA (3ERx2.1IP).
- Made MiLB debut Aug. 22 against AZL Cubs (0.2,1,1,1,2,2).
- Held AZL Angels scoreless in 1.0 inning of work on Aug. 28.

### Personal:

- Michael Joseph Kickham.
- Attended Missouri State University...set single-season strikeout record in 2010 with 103 whiffs.
- Brother, Dan, played one season of minor league baseball with Detroit organization.

## KICKHAM'S CAREER PLAYING RECORD

Year	Team	LG	W-L	ERA	G	GS	CG	SHO	SV	IP	H	R	ER	HR	HB	BB	SO	WP	BK
2010	AZL Giants	AZL	0-0	11.57	3	0	0	0	0	2.1	4	3	3	0	0	2	3	0	0
2011	Augusta	SAL	5-10	4.11	21	21	0	0	0	111.2	112	58	51	9	3	37	103	8	1
2012	Richmond	EAS	11-10	3.05	28	27	1	1	0	150.2	119	57	51	8	2	75	137	9	3
2013	Fresno	PCL	7-7	4.31	20	20	0	0	0	110.2	105	60	53	9	0	49	90	1	0
	SAN FRAN	NL	0-3	10.16	12	3	0	0	0	28.1	46	34	32	8	0	10	29	2	0
2014	Fresno	PCL	8-8	4.43	27	27	0	0	0	148.1	171	92	73	8	5	64	131	10	0
	SAN FRAN	NL	0-0	22.50	2	0	0	0	0	2.0	8	5	5	1	0	1	1	0	0
<b>Minor Lg Totals</b>			<b>31-35</b>	<b>3.97</b>	<b>99</b>	<b>95</b>	<b>1</b>	<b>1</b>	<b>0</b>	<b>523.2</b>	<b>511</b>	<b>270</b>	<b>231</b>	<b>34</b>	<b>10</b>	<b>227</b>	<b>464</b>	<b>28</b>	<b>4</b>
<b>Major Lg Totals</b>			<b>0-3</b>	<b>10.98</b>	<b>14</b>	<b>3</b>	<b>0</b>	<b>0</b>	<b>0</b>	<b>30.1</b>	<b>54</b>	<b>39</b>	<b>37</b>	<b>9</b>	<b>0</b>	<b>11</b>	<b>30</b>	<b>2</b>	<b>0</b>

### TACOMA ERA CHAMPIONS

Tacoma has had 14 pitchers lead the PCL in ERA:

YR	PITCHER	ERA
1962	Gaylord Perry	2.48
1965	Bill Hands	2.19
1969	Jim Colborn	2.28
1974	Juan Veintidos	3.67
1975	Steve Luebber	2.39
1977	Eddie Bane	4.14
1978	Larry McCall	2.93
1982	Chris Codioli	1.90
1994	Doug Johns	2.89
1996	Bob Milacki	2.74
1997	Edwin Hurtado	3.88
1999	Melvin Bunch	3.10
2001	Denny Stark	2.37
2007	Jorge Campillo	3.07





# PATRICK KIVLEHAN

## INF

**BORN:** 12/22/1989 IN NYACK, NY  
**RESIDES:** WEST NYACK, NY

**ACQUIRED:** SELECTED IN THE FOURTH ROUND OF 2012 DRAFT.

HEIGHT:	WEIGHT:	BATS:	THROWS:	AGE:
6' 2"	215	RIGHT	RIGHT	25

AS OF OPENING DAY 2015

## KIVLEHAN'S CAREER SUMMARY

### 2014:

- Began season with Advanced-A High Desert (34 G) and spent time with Double-A Jackson...combined to hit .295/.363/.507 (153x519) with 32 2B, 9 3B, 20 HR, 103 RBI.
- Recorded 11 multi-hit games with High Desert, including one four-hit game on May 2 against Visalia...12 multi-RBI games, including one four-RBI game on May 2 against Visalia.
- Strung together a seven-game hitting streak from Apr. 17-24 (12x32, .375 AVG, 3 2B, 5 HR, 12 RBI).
- Plated four runs in May 2 game against Visalia (4x5, 2 R, 2 2B, 4 RBI).
- Promoted to Double-A Jackson on May 10 and finished the season with the Generals.
- Broke through for his first hit on May 13 against Tennessee (1x4, R, RBI, BB) after being held without a hit in his first three Double-A appearances.
- Ranked first on Generals in RBI (68), second in AVG (.300), OPS (.860) and 3B (7), third in hits (113), fourth in 2B (23).
- Finished season fourth in Southern League in SLG (.485), seventh in AVG (.300).
- Recorded 31 multi-hit games, including six three-hit games...14 multi-RBI games, including a season-high five-RBI game on Aug. 10 against Pensacola (2x4, 3 R, 1 2B, 1 HR, 5 RBI).
- Hit .340 with RISP (32x94, 8 2B, 2 3B, 2 HR, 49 RBI, 19 BB)...hit .385 in June (37x96, 10 2B, 3B, 2 HR, 24 RBI, 11 BB).
- Recorded season-high 17-game hitting streak from June 3-23 (28x64, .438 AVG, 9 2B, 3B, 2 HR, 20 RBI).
- Struck for three hits on June 3 against Huntsville (3x4, 3 2B, 2 R, 2 RBI, BB).
- Played 24 games with Surprise Saguaros in AFL...hit .280/.387/.473 in 93 AB with 4 2B, 3B, 4 HR, 22 RBI and 14 BB).
- His 103 total RBI between Mavericks and Generals ranked seventh in MiLB in 2014.
- Named MiLB.com Organization All-Star...named Southern League Post-Season All-Star.
- Ranked No. 12 prospect in Mariners organization by *Baseball America* prior to 2014 season.

### 2013:

- Split season between Single-A Clinton (60 G) and Advanced-A High Desert (68 G)...combined to hit .303 (148x489) with 74 R, 25 2B, 3 3B, 16 HR, 90 RBI, 43 BB, and 15 SB.
- Opened season with LumberKings, hitting .283/.344/.386 (63x223) with 26 R, 12 2B, 3B, 3 HR, 31 RBI.
- Recorded 16 multi-hit games, including five three-hit games...eight multi-RBI games, including one four-RBI game against Lake County on Apr. 27 (3x6, 2B, 4 RBI).
- Batted .324 with RISP (24x74, 22 R, 6 2B, 3B, 27 RBI).
- Strung together an 11-game hitting streak from Apr. 25-May 8 (20x51, .392 AVG, 5 2B, 6 RBI).
- Promoted to Advanced-A High Desert (68 G) on June 20...hit .320/.384/.530 (85x266) with 48 R, 13 2B, 2 3B, 13 HR, 59 RBI, and 26 BB.
- Ranked third on Mavericks in RBI (59); fourth in AVG (.320), HR (13), OBP (.384), and SLG (.530); sixth in hits (85).
- Put together career-high 25-game hitting streak from July 25-Aug. 22 (45x101, .446 AVG, 10 2B, 7 HR, 35 RBI, 10 BB).
- Knocked in a career-high 6 RBI during Aug. 9 game against Lancaster...went 5-for-7 with 4 R, 2B, HR, 6 RBI.
- Recorded 23 multi-hit games, including six three-hit games, one four-hit game, and one five-hit game...13 multi-RBI games, including three four-RBI games, one five-RBI game, one six-RBI game.
- Hit .370 with RISP (27x73, 34 R, 7 2B, 3B, 4 HR, 45 RBI, 11 BB).

### 2012:

- Spent rookie year with short-season Everett (72 G)...hit .301/.373/.511 (85x282) with 46 R, 17 2B, 3 3B, 12 HR, 52 RBI, and 19 BB.
- Named Northwest League MVP following rookie season with AquaSox.
- Recorded first career professional hit on June 18 against Tri-City (2x4, R).
- Finished first among qualified batters on AquaSox in AVG (.301) and hits (85), tied for first in HR (12), second in 2B (17) and RBI (52).
- Among best in Northwest League in AVG (third, .301), HR (T-first, 12), RBI (T-third, 52), hits (third, 85), 2B, (T-fifth, 17), SLG (first, .551), XBH (second, 32), and total bases (second, 144).
- Named Northwest League Post-Season All-Star.
- Earned Northwest League Player of the Week honors on July 9...went (10x29, .345 AVG, 2 2B, 2 HR, 6 RBI).

FRONT OFFICE

CHENEY STADIUM

COACHES/STAFF

2015 RAINIERS

2014 SEASON REVIEW

OPPONENTS

HISTORY & RECORDS

MEDIA & MISC.

## KIVLEHAN (CONTINUED)

### Personal:

- Patrick Anthony Kivlehan (KIV-luh-hann).
- Graduated from St. Joseph's (NY) High School in 2008
- Attended Rutgers University and graduated in 2012...played four seasons of football, played baseball senior year...named 2012 Big East Player of the Year, earned first Triple Crown in league history.
- Named No. 4 prospect and Best Athlete in Mariners organization by *Baseball America* prior to 2015 season.

## KIVLEHAN'S CAREER PLAYING RECORD

Year	Team	LG	AVG	G	AB	R	H	2B	3B	HR	RBI	BB	SO	SB	CS	OBP	SLG	SF	SAC	HP
2012	Everett	NOR	.301	72	282	46	85	17	3	12	52	19	93	14	1	.373	.511	0	2	13
2013	Clinton	MID	.283	60	223	26	63	12	1	3	31	17	42	5	3	.344	.386	2	0	5
	High Desert	CAL	.320	68	266	48	85	13	2	13	59	26	65	10	3	.384	.530	5	0	5
2014	High Desert	CAL	.282	34	142	24	40	9	2	9	35	12	32	2	0	.331	.563	3	0	0
	Jackson	SOU	.300	104	377	60	113	23	7	11	68	44	78	9	4	.374	.485	5	0	4
<b>Minor Lg Totals</b>			<b>.299</b>	<b>338</b>	<b>1290</b>	<b>204</b>	<b>386</b>	<b>74</b>	<b>15</b>	<b>48</b>	<b>245</b>	<b>118</b>	<b>310</b>	<b>40</b>	<b>11</b>	<b>.366</b>	<b>.491</b>	<b>15</b>	<b>2</b>	<b>27</b>



# LEON LANDRY

# OF

**BORN:** 09/20/1989 IN BATON ROUGE, LA  
**RESIDES:** BATON ROUGE, LA

**ACQUIRED:** TRADED FROM LOS ANGELES (NL) WITH LOGAN BAWCOM (RHP) IN EXCHANGE FOR BRANDON LEAGUE ON JULY 30, 2012

**DRAFTED:** SELECTED BY LOS ANGELES (NL) IN THE THIRD ROUND OF 2010 DRAFT.

HEIGHT:	WEIGHT:	BATS:	THROWS:	AGE:
5' 11"	190	LEFT	RIGHT	25

AS OF OPENING DAY 2015

## LANDRY'S CAREER SUMMARY

### 2014:

- Spent second consecutive full season with Double-A Jackson (108 G)...hit .280/.315/.387 (118x421) with 60 R, 21 2B, 9 3B, 2 HR, 30 RBI, 19 BB, 25 SB.
- Recorded 30 multi-hit games, including three four-hit games.
- Knocked three extra base hits on May 19 against Montgomery went 4-for-4 with one R, 3 2B (career high), 2 RBI.
- Posted a season-high 16-game hitting streak came July 4-25...went 21-for-72 (.292 AVG) with 14 R, 3 2B, HR, 5 RBI, 2 BB, 7 SB.
- Had monstrous June, hitting .352/.387/.489 (31x88) in 23 games with 15 R, 6 2B, 3 3B, 7 RBI, 5 BB, and 9 SB.
- Split time between CF (64 G), LF (36 G), and RF (6 G)...hit .310/.343/.444 while playing CF and .234/.272/.289 while playing RF.
- Ranked first on Generals in 3B (9) and SB (25), second in batting average (.280) and hits (118).

### 2013:

- Opened season and spent entire year with Double-A Jackson (114 G)...hit .216/.262/.303 (91x422) with 43 R, 15 2B, 2 3B, 6 HR, 37 RBI, 26 BB, 22 SB.
- Posted 22 multi-hit games, including four three-hit games...six multi-RBI games, including one four-RBI game on July 18 against Mississippi (went 2-4 with one 3B, one BB).
- Split time between LF (93 G), CF (13 G), and DH (6 G)...hit .215/.261/.308 while playing LF...hit .244/.292/.333 while playing CF...hit .176/.222/.176 while at DH.
- Recorded a season-high seven-game hitting streak from May 18-26...went 9-for-27 (.333 AVG) with 5 R, 2 2B, 2 HR, 4 RBI, 2 SB.
- Hit .232/.250/.337 with RISP in 95 AB (22x95) with 3 2B, 2 3B, HR, 29 RBI, 3 BB.

### 2012:

- Began season with Advanced-A Rancho Cucamonga (80 G)...set career-high marks in 2B (26), 3B (15), RBI (51), and HR (8).
- Produced a breakout offensive season that included 35 multi-hit games and four four-hit games...11 multi-RBI games, including one season-high five-RBI game.
- Knocked in a career-high five RBI against High Desert on May 12...went 3x6 with 1 run, 2 3B.
- Recorded an 11-game hitting streak came May 6-17...went 20x48 (.417 AVG) with 8 R, 5 2B, 4 3B, 8 RBI, 2 BB, 4 SB.
- Ranked first on Quakes in 3B (15, next had 7), second in hits (113), tied for second in 2B (26), second in SB (20).
- Traded to Seattle on July 30 along with fellow Dodgers prospect Logan Bawcom (rhp) for Brandon League...assigned to Advanced-A High Desert Mavericks on July 31.
- Made Mavericks debut on Aug. 1 against Lake Elsinore (1x5, R, HR, RBI).
- Played in 24 games with Mavericks hit .385/.414/.663 (40x104) with 25 R, 8 2B, 3 3B, 5 HR, 25 RBI, 7 SB.
- Recorded a hit in 20 of his 24 games with Mavericks...drove in an RBI in 14 of 20 games.
- Posted 13 multi-hit games, including two four-hit games...six multi-RBI games, including two four-RBI games.
- Notched a season-high 13-game hitting streak came Aug. 1-15...went 28x57 (.491 AVG) with 15 R, 7 2B, 3 3B, 3 HR, 16 RBI, 2 BB, 5 SB.
- Named California League Post-Season All-Star for short performance with Mavericks.
- Named player of the week once with Quakes and once with Mavericks...week ending July 29, his last week with the Quakes (14x30 with 9 R, 2B, 5 3B, 2 HR, 7 RBI, BB, 3 SB...week ending Aug. 12 with Mavericks (14x25 with 9 R, 6 2B, 2 3B, 8 RBI, 2 BB, SB).

### 2011:

- Spent a career-high 125 games for Single-A Great Lakes Loons...hit .250/.307/.360 (125x500) with 59 R, 21 2B, 11 3B, 4 HR, 41 RBI, 37 BB, 28 SB...career high marks in hits, BB, and SB.
- Kept the inning alive, hitting .284/.341/.407 with runners on and two outs.
- Recorded 37 multi-hit games, including two four-hit games...eight multi-RBI games, including one three-RBI game on Aug. 8 against West Michigan.
- Season-high 10-game hitting streak came May 22 - June 1...went 13x40 (.325 AVG) with 3 R, 5 2B, 3B, 4 RBI, 2 BB.
- Hit .321/.377/.429 in August (36x112) with 13 R, 2 2B, 2 3B, 2 HR, 12 RBI, 8 BB, 5 SB.

FRONT OFFICE

CHENEY STADIUM

COACHES/STAFF

2015 RAINIERS

2014 SEASON REVIEW

OPPONENTS

HISTORY & RECORDS

MEDIA & MISC.

## LANDRY (CONTINUED)

### 2010:

- Assigned to Rookie-Level Ogden Raptors after being drafted by Dodgers...in 57 games hit .349/.399/.510 (87x249) with 46 R, 20 2B, 4 3B, 4 HR, 38 RBI, 20 BB, 13 SB.
- Made professional debut on June 22 against Casper (2x4, 2B, BB).
- Hit first career HR on July 5 against Idaho Falls (3x6,2 R, 3 RBI, BB).
- Recorded 32 multi-hit games, including eight three-hit games...nine multi-RBI games, including three three-RBI games.
- Named Pioneer League Player of the Week for the week ending July 18...went 13x25 (.520 AVG) with 7 R, 2 2B, 2 3B, HR, 8 RBI, 2 BB, 1 SB.

### Personal:

- Leon Renard Landry.
- Graduated from Baker (LA) High School in 2007...three-time First-Team All-District player as a pitcher and infielder.
- Originally drafted by Cincinnati in 36th round of 2007 draft, but did not sign.
- Attended Louisiana State University from 2008-10.

## LANDRY'S CAREER PLAYING RECORD

Year	Team	LG	AVG	G	AB	R	H	2B	3B	HR	RBI	BB	SO	SB	CS	OBP	SLG	SF	SAC	HP
2010	Ogden	PIO	.349	57	249	46	87	20	4	4	38	20	36	13	9	.399	.510	2	1	2
2011	Great Lakes	MID	.250	125	500	59	125	21	11	4	41	37	67	28	12	.307	.360	2	8	5
2012	Rancho Cuc. High Desert	CAL	.328 .385	80 24	345 104	63 25	113 40	26 8	15 3	8 5	51 25	14 5	52 14	20 7	9 2	.358	.559	5	7	5
2013	Jackson	SOU	.216	114	422	43	91	15	2	6	37	26	71	22	7	.262	.303	2	9	1
2014	Jackson	SOU	.280	108	421	60	118	21	9	2	30	19	48	25	10	.315	.387	1	6	3
<b>Minor Lg Totals</b>				<b>.281</b>	<b>508</b>	<b>2041</b>	<b>296</b>	<b>574</b>	<b>111</b>	<b>44</b>	<b>29</b>	<b>222</b>	<b>121</b>	<b>288</b>	<b>115</b>	<b>.425</b>	<b>.421</b>	<b>13</b>	<b>31</b>	<b>17</b>



# JORDY LARA

# OF

**BORN:** 05/21/1991 IN BANI, DR  
**RESIDES:** BANI, DR

**ACQUIRED:** SIGNED BY SEATTLE AS A NON-DRAFTED FREE AGENT ON NOV. 25, 2008.

HEIGHT:	WEIGHT:	BATS:	THROWS:	AGE:
6' 3"	215	RIGHT	RIGHT	23

AS OF OPENING DAY 2015

## LARA'S CAREER SUMMARY

### 2014:

- Began season with Advanced-A High Desert (102 G)...hit .353/.413/.609 (141x399) with 77 R, 26 2B, 5 3B, 22 HR, 80 RBI, 38 BB, 1 SB.
- Won California League batting title with .353 average...among league leaders in OBP (second, .413) and SLG (second, .609).
- Blasted two grand slam HR...Apr. 22 against Rancho Cucamonga (1st inning, Tom Windle)...July 20 against Visalia (1st inning, Blayne Weller).
- Smacked 177 total hits between High Desert and Jackson, leading all MiLB players in 2014.
- Drove in 104 total RBI between High Desert and Jackson, sixth most among all MiLB players in 2014.
- Recorded 41 multi-hit games, including three four-hit games...19 multi-RBI games, including three four-RBI games.
- Closed out time on Mavericks with 17-game hitting streak from July 8-26 (.479, 34x71)...reached base safely in 22 games from July 3-26 (brought average from .325 to .353).
- Hit .280/.331/.508 (33x118) with RISP with 6 2B, 7 HR, 55 RBI, 8 BB.
- Won California League Player of the Week three times (weeks ending Apr. 28, July 21, July 28).
- Promoted to Double-A Jackson (33 G) on July 27, made debut on July 28...in first Double-A action hit .286/.326/.492 (36x126) with 14 R, 14 2B, 4 HR, 24 RBI, 8 BB.
- Belted third grand slam of the season on Aug. 6 against Pensacola (9th inning, Ben Klimesh).

### 2013:

- Combined to hit .268/.320/.448 (107x400) between Single-A Clinton (98 G) and Advanced-A High Desert (15 G).
- Opened season with Clinton...in 98 games hit .260/.317/.440 (88x339) with 39 R, 25 2B, 3 3B, 10 HR, 63 RBI, 29 BB, 3 SB.
- Recorded 19 multi-hit games, including six three-hit games...16 multi-RBI games, including one five-RBI game on Aug. 1 against Beloit (3x4, HR, 3 R).
- Season-high 10-game hitting streak came June 2-13...batted .400 (14x35) with 6 R, 7 2B, HR, 3 RBI, 3 BB.
- Split playing time between 1B (30 G), 3B (46 G), and DH (23)...hit best when playing 3B (.313/.358/.528, 51x163).
- Led LumberKings in HR (10), second in 2B (25) and RBI (63), fourth in SLG (.440).
- Promoted to Advanced-A High Desert on Aug. 19...made debut on Aug. 20 against Rancho Cucamonga (1x4, HR, RBI, R).
- Hit .311/.333/.492 (19x61) in 15 games with the Mavericks...tallied 11 R, 2 2B, 3 HR, 9 RBI.
- Knocked in four runs on Aug. 29 against Rancho Cucamonga...went 2-for-6 with 2 R, HR, 4 RBI (one of three multi-RBI games with High Desert).

### 2012:

- Spent 4th professional season with rookie-level Pulaski...in 63 games hit .243/.306/.418 (58x239) with 26 R, 14 2B, 2 3B, 8 HR, 41 RBI, 18 BB, 1 SB.
- Reached base safely in 44 of 63 games...recorded 15 multi-hit games, including a career-high five-hit game on Aug. 4 against Burlington...12 multi-RBI games, including five three-RBI games.
- Tied for first on team in HR (8), second in RBI (41), third in hits (58).
- Recorded a hit in 16 of 19 games between July 30 and Aug. 17...raised his batting average from .154 to .247.
- Finished the season strong, hitting .330/.389/.557 in 115 August AB with 18 R, 8 2B, 6 HR, 31 RBI, 10 BB, 1 SB.

### 2011:

- Spent entire year with rookie-level Pulaski...in 51 games, hit .257/.311/.474 (45x175) with 29 R, 12 2B, 1 3B, 8 HR, 23 RBI, 12 BB, SB.
- Thrived in limited playing time against left-handed pitching, hitting .375/.419/.675 in 40 AB with 11 R, 7 2B, 3B, HR, 6 RBI, 2 BB.
- Tied for second on team in 2B (12), second in HR (8) and SLG (.474).
- Recorded 11 multi-hit games, including three three-hit games...four multi-RBI games, including one four-RBI game on Aug. 26 against Kingsport (2x4, 2 HR).

### 2010:

- Hit .191/.335/.349 (40x209) in 61 games for DSL Mariners in his second professional season...notched 35 R, 12 2B, 7 HR, 46 RBI, 44 BB, 4 SB.

FRONT OFFICE

CHENEY STADIUM

COACHES/STAFF

2015 RAINIERS

2014 SEASON REVIEW

OPPONENTS

HISTORY & RECORDS

MEDIA & MISC.



## LARA (CONTINUED)

### 2010 (continued):

- Tied for team lead in HR (7), led team in BB (44).
- Put together 10 multi-hit games, including one three-hit game on July 29 against DSL Brewers...10 multi-RBI games, including two five-RBI performances.
- Belted a grand slam on July 19 against DSL Cardinals (2x3, 2 R, 2 HR, 5 RBI).

### 2009:

- Started professional career with DSL Mariners, playing in 50 games and hitting .202/.389/.342 (23x114) with 21 R, 6 2B, 2 3B, 2 HR, 18 RBI, 32 BB, 6 SB.
- Tied for team lead in BB (32), third on team in OBP (.389).
- Four multi-hit games (all two hits)...four multi-RBI games (all two RBI).

### Personal:

- Jordy Miguel Lara (LAHR-uh).
- Named Seattle MiLB Co-Player of the Year for 2014.
- Ranked No. 15 prospect in Seattle organization by *Baseball America* prior to 2015 season.

## LARA'S CAREER PLAYING RECORD

Year	Team	LG	AVG	G	AB	R	H	2B	3B	HR	RBI	BB	SO	SB	CS	OBP	SLG	SF	SAC	HP	
2009	DSL Mariners	DSL	.202	50	114	21	23	6	2	2	18	32	31	6	3	.389	.342	0	5	3	
2010	DSL Mariners	DSL	.191	61	209	35	40	12	0	7	46	44	69	4	4	.335	.349	6	0	4	
2011	Pulaski	APP	.257	51	175	29	45	12	1	8	23	12	51	1	0	.311	.474	1	1	2	
2012	Pulaski	APP	.243	63	239	26	58	14	2	8	41	18	48	1	0	.306	.418	3	1	5	
2013	Clinton	MID	.260	98	339	39	88	25	3	10	63	29	68	3	0	.317	.440	5	0	2	
	High Desert	CAL	.311	15	61	11	19	2	0	3	9	1	13	0	0	.333	.492	0	0	1	
2014	High Desert	CAL	.353	102	399	77	141	26	5	22	80	38	82	1	3	.413	.609	4	1	5	
	Jackson	SOU	.286	33	126	14	36	14	0	4	24	8	19	0	0	.326	.492	3	0	1	
<b>Minor Lg Totals</b>				<b>.271</b>	<b>473</b>	<b>1662</b>	<b>252</b>	<b>450</b>	<b>111</b>	<b>13</b>	<b>64</b>	<b>304</b>	<b>182</b>	<b>381</b>	<b>16</b>	<b>10</b>	<b>.347</b>	<b>.469</b>	<b>22</b>	<b>8</b>	<b>23</b>



# MARK LOWE

## RHP

**BORN:** 06/07/1983 IN HOUSTON, TX  
**RESIDES:** VANCOUVER, WA

**ACQUIRED:** SIGNED AS A MINOR LEAGUE FREE AGENT ON DEC. 19, 2014.

**DRAFTED:** SELECTED BY SEATTLE IN THE FIFTH ROUND OF THE 2004 DRAFT.

HEIGHT:	WEIGHT:	BATS:	THROWS:	AGE:
6' 3"	215	RIGHT	RIGHT	23

AS OF OPENING DAY 2015

### LOWE'S CAREER SUMMARY

#### 2014:

- Began Spring Training with Tampa Bay...released on Mar. 26 and signed with Cleveland on Mar. 31...spent majority of season with Triple-A Columbus (41 G), but also had two stints with Cleveland (7 G).
- While with Columbus went 4-3 with 17 saves, a 5.62 ERA (26ERx41.2IP) and 47 strikeouts.
- Did not allow an earned run across 6.0 innings in six May appearances.
- Ranked first on Clippers in saves, second in games.
- Made two trips to Cleveland, May 22-June 2 and June 16-25...in 7 games with the Indians went 0-1 with a 3.86 ERA (3ERx7.0IP) with 6 strikeouts.

#### 2013:

- Included on Angels Opening Day roster, his sixth consecutive Opening Day roster spot...spent time with the Angels (11 G), Inland Empire (3 G), and Syracuse (24 G).
- Recorded seven appearances with the Angels, going 1-0 with a 11.37 ERA (8ERx7.1IP), before being placed on the disabled list from Apr. 20-May 6 with a left neck strain.
- Tossed three rehab appearances with Inland Empire...earned one save and posted a 1.80 ERA (1ERx5.0IP).
- Made four more appearances with the Angels from May 7-21 before being released on June 6...totaled a 1-0 record with a 9.26 ERA (12ERx11.2IP) with the Angels.
- Signed with Washington on June 11 and was sent to Triple-A Syracuse...went 3-1 with one save, 37 strikeouts, and a 3.14 ERA (10ERx28.2IP) with the Chiefs.
- Held opponents scoreless in 16 of 24 appearances with Syracuse.

#### 2012:

- Spent majority of his final season in the Texas organization with the Rangers (36 G)...also spent time with Triple-A Round Rock (2 G) and Double-A Frisco (3 G) on rehab stints.
- Playing with the Rangers went 0-2 with a 3.43 ERA (15ERx39.1IP) with 28 strikeouts.
- Placed on disabled list with a right intercostal strain on June 29, missing 36 games...posted 2.30 ERA (8ERx31.2IP) before DL stint.
- Held opponents scoreless in 27 of 36 appearances...only gave up more than one earned run four times.
- Longest outing of the season was 3.0 innings against Detroit on June 25 (3.0,0,0,0,2,1).
- During rehab assignment with Frisco from July 28-Aug. 2 saw action in three games, posting a 9.00 ERA (4ERx4.0IP).
- Went on rehab assignment with Round Rock from Aug. 6-7, notching two games and a 0.00 ERA (0ERx2.0IP).

#### 2011:

- Made 52 appearances over two stints with Texas in his first full season in the Rangers organization.
- Went 2-3 with one save, 42 strikeouts, and a 3.80 ERA (19ERx45.0IP).
- Strung together 12.0 consecutive scoreless innings between July 5 and Aug. 18, spanning 14 games.
- Ranked fifth on Rangers in games at 52.
- Allowed just six of 32 inherited runner (18.8%) to score, good enough for ninth in the American League.
- Logged a short stint with Triple-A Round Rock at the end of April...went 1-0 with a 2.89 ERA (8ERx9.1IP) and 13 strikeouts.
- Made Rangers World Series roster, made two relief appearances allowing 2 ER in 1.0 inning...surrendered walk-off HR to David Freese in 11th inning of Game 6.

#### 2010:

- Began season with Seattle (11 G)...traded to Texas on July 9 with Cliff Lee in exchange for Matt Lawson, Blake Beavan, Josh Lueke, and Justin Smoak.
- Went 1-3 with Seattle posting a 3.48 ERA (4ERx10.1IP) before being placed on disabled list with lower back inflammation.
- Moved to 60-day disabled list while recovering from lower back surgery...made debut with Rangers on Sep. 29.
- In three games with Rangers posted 12.00 ERA (4ERx3.0IP).
- Made Rangers World Series Roster, appearing in Game 1 (0.2,3,3,3,0,0) and Game 2 (0.0,1,2,2,1,0).

#### 2009:

- Played entire year in Seattle, seeing action in a career-high 75 games...went 2-7 with 3 saves, 69 strikeouts, and a 3.26 ERA (29ERx80.0IP).
- Earned 26 holds, fourth most in the American League.

FRONT OFFICE

CHENEY STADIUM

COACHES/STAFF

2015 RAINIERS

2014 SEASON REVIEW

OPPONENTS

HISTORY & RECORDS

MEDIA & MISC.

## LOWE (CONTINUED)

### 2009 (continued):

- Did not allow a run in nine outings lasting longer than 2.0 innings.
- Kept right-handed batters to a .213 (34x160) average...left-handed batters hit .253 (37x146).
- Held opponents without and earned run in 10 June appearances (10.2 IP).

### 2008:

- Spent full season with Seattle, playing in 57 games and going 1-5 with one save, a 5.37 ERA (38ERx63.2IP) and 55 strikeouts.
- Finished among top of Mariners relievers in appearances (second), innings (third), and strikeouts (third).
- Ranked No. 8 prospect in Seattle organization by *Baseball America* prior to 2008 season.

### 2007:

- Began season on 60-day disabled list (Apr. 1) and started rehab following Oct. 6, 2006 surgery.
- Sent to short-season Everett on rehab assignment on July 9...made 1 relief appearance against Salem-Keizer (1.0,0,0,0,0,0).
- Rehab assignment moved to Double-A West Tennessee...made 3 appearances (1 GS) with a 3.38 ERA (1ERx2.2IP).
- Made final rehab assignment stop in Tacoma on July 3...played in 3 games (3 GS), not allowing an earned run over 2.1 innings with four strikeouts.
- Activated on July 24 and made season debut with Seattle on July 28...made 4 appearances with Mariners, posting 6.75 ERA (2ERx2.2IP).
- Finished season with four relief appearances in Tacoma.

### 2006:

- Rose through Mariners organization, beginning the season with Single-A Inland Empire and culminated with his MLB debut in Seattle...made stops along the way in Double-A San Antonio and Tacoma (did not play).
- Began the year with Inland Empire...made 13 appearances (2 GS) for a 1-0 record with two saves, 46 strikeouts, and a 1.84 ERA (6ERx29.1IP).
- Promoted to San Antonio and made 11 relief appearances, racking up an 0-2 record with four saves, 14 strikeouts, and a 2.16 ERA (4ERx16.2IP).
- Skipped Triple-A and moved straight to Seattle...made MLB debut on July 7 against Detroit...tossed 1.0 shutout innings, loading the bases with consecutive 1B, 2B, HBP but worked out of the jam without a run coming across.
- Opened Major League career with a club-record 17.2 consecutive scoreless innings.
- Placed on disabled list on Aug. 20 with a diagnosis of right elbow tendinitis...referred to 60-day disabled list on Sep. 8...underwent arthroscopic surgery on right elbow on Oct. 6 to repair a chondral defect.

### 2005:

- Spent entire sophomore campaign as a starting pitcher with the Single-A Wisconsin Timber Rattlers...went 6-6 with a 5.47 ERA (63ERx103.2IP) and 72 strikeouts.
- Tossed 6.0 or more innings in seven starts, including five quality starts.
- Ranked second on team in starts, third in innings pitched, fourth in strikeouts.
- Participated in 2005 Arizona Instructional League.

### 2004:

- Began professional career with short-season Everett AquaSox...made 18 appearances (3 GS) for a 1-2 record with a 4.93 ERA (21ERx38.1IP) and 38 strikeouts.
- Recorded five consecutive saves from July 31-Aug. 18.

### Personal:

- Mark Christopher Lowe.
- Graduated from Fort Bend Baptist Academy in 2001...First-Team All-District all four years.
- Attended the University of Texas-Arlington.

## LOWE'S CAREER PLAYING RECORD

Year	Team	LG	W-L	ERA	G	GS	CG	SHO	SV	IP	H	R	ER	HR	HB	BB	SO	WP	BK
2004	Everett	NOR	1-2	4.93	18	3	0	0	7	38.1	42	22	21	4	4	14	38	2	1
2005	Wisconsin	MID	6-6	5.47	22	22	0	0	0	103.2	107	72	63	12	11	49	72	5	0
2006	Inland Empire	CAL	1-0	1.84	13	2	0	0	2	29.1	14	10	6	0	1	11	46	1	1
	San Antonio	TEX	0-2	2.16	11	0	0	0	4	16.2	14	4	4	1	0	3	14	0	0
	SEATTLE	AL	1-0	1.93	15	0	0	0	0	18.2	12	4	4	1	2	9	20	1	0
2007	Everett	NOR	0-0	0.00	1	1	0	0	0	1.0	0	0	0	0	0	0	0	0	0
	West Tenn	SOU	0-0	3.38	3	1	0	0	0	2.2	2	1	1	0	0	2	1	0	0
	SEATTLE	AL	0-0	6.75	4	0	0	0	0	2.2	2	2	2	1	0	3	3	0	0
	Tacoma	PCL	0-0	5.68	7	3	0	0	0	6.1	12	4	4	1	0	3	5	0	0
2008	SEATTLE	AL	1-5	5.37	57	0	0	0	1	63.2	78	44	38	6	4	34	55	2	0
2009	SEATTLE	AL	2-7	3.26	75	0	0	0	3	80.0	71	39	29	7	0	29	69	4	0
2010	SEATTLE	AL	1-3	3.48	11	0	0	0	0	10.1	11	5	4	1	0	5	7	1	0
	TEXAS	AL	0-0	12.00	3	0	0	0	0	3.0	7	4	4	1	0	1	5	0	0
2011	Round	PCL	1-0	2.89	6	0	0	0	0	9.1	7	3	3	0	0	4	13	0	0
	TEXAS	AL	2-3	3.80	52	0	0	0	1	45.0	46	26	19	6	0	19	42	3	0
2012	Frisco	TEX	0-1	9.00	3	0	0	0	0	4.0	4	4	4	2	0	2	6	0	0
	Round Rock	PCL	0-0	0.00	2	0	0	0	0	2.0	0	0	0	0	0	0	4	0	0
	TEXAS	AL	0-2	3.43	36	0	0	0	0	39.1	35	15	15	5	0	13	28	4	2
2013	Inland Empire	CAL	0-0	1.80	3	0	0	0	1	5.0	1	1	1	0	0	0	6	1	0
	LAA	AL	1-0	9.26	11	0	0	0	0	11.2	11	12	12	1	0	11	7	2	0
	Syracuse	INT	3-1	3.14	24	0	0	0	1	28.2	31	11	10	3	0	10	37	0	0
2014	CLEVELAND	AL	0-1	3.86	7	0	0	0	0	7.0	10	7	3	2	0	6	6	1	0
	Columbus	INT	4-3	5.62	41	0	0	0	17	41.2	46	28	26	4	1	17	47	5	0
<b>Minor Lg Totals</b>			<b>16-15</b>	<b>4.46</b>	<b>154</b>	<b>32</b>	<b>0</b>	<b>0</b>	<b>32</b>	<b>288.2</b>	<b>280</b>	<b>160</b>	<b>143</b>	<b>27</b>	<b>17</b>	<b>115</b>	<b>289</b>	<b>14</b>	<b>2</b>
<b>Major Lg Totals</b>			<b>8-21</b>	<b>4.16</b>	<b>271</b>	<b>0</b>	<b>0</b>	<b>0</b>	<b>5</b>	<b>281.1</b>	<b>283</b>	<b>158</b>	<b>130</b>	<b>31</b>	<b>6</b>	<b>130</b>	<b>242</b>	<b>18</b>	<b>2</b>



# LUCAS LUETGE

## LHP

**BORN:** 03/24/1987 IN BRENHAM, TX  
**RESIDES:** INDUSTRY, TX

**ACQUIRED:** SELECTED FROM MILWAUKEE IN THE MAJOR LEAGUE PHASE OF THE RULE 5 DRAFT ON DEC. 8, 2011.

**DRAFTED:** SELECTED BY MILWAUKEE IN THE 21ST ROUND OF THE 2008 DRAFT.

HEIGHT:	WEIGHT:	BATS:	THROWS:	AGE:
6' 4"	205	LEFT	LEFT	28

AS OF OPENING DAY 2015

## LUETGE'S CAREER SUMMARY

### 2014:

- Split time between Seattle and Tacoma...spent five stints with the Mariners totaling 12 appearances (9.0 IP)...42 appearances with the Rainiers (62.1 IP).
- Ranked second among Tacoma relievers in innings pitched (62.1) and strikeouts (70).
- Recorded a 2.0 inning save in Tacoma on Aug. 10 against Fresno...four strikeouts in appearance.
- Longest outing of the season was 3.0 innings against Albuquerque on June 5 (3.0,4,2,2,0,3,1 HR).
- Limited left-handed batters to a .261 average (23x88)...right-handed batters hit .241 (35x145).
- Recalled to Seattle on Sep. 1 to close out season...made eight appearances with a 4.77 ERA (3ERx5.2IP).
- With Seattle held left-handed batters to a .133 average (2x15)...right-handed batters hit .222 (4x18).

### 2013:

- Divided the season between three stints with Seattle (April 1-10, May 1-26 and July 8-end of season) and two stints with Tacoma (April 11-30 and May 27-July 7).
- With the Mariners, allowed only two extra-base hits to left-handed hitters...one of five pitchers to tie for AL lead in surrendering fewest XBH to lefties...teammate Oliver Perez one of the other five pitchers.
- Posted his only victory of the season on Sept. 4 at Kansas City (3.1,7,4,4,3,0).
- Held opponents scoreless in 15 of his 22 appearances with Tacoma...limited Triple-A hitters to a .243 (28x115) batting average.
- Struck out a season-high five batters on July 3 vs. Colorado Springs...fanned at least one batter in 19 of 22 appearances...struck out two or more batters in 14 appearances.

### 2012:

- Made 63 relief appearances with Seattle in his first season in the Mariners organization.
- Topped his Mariners teammates and ranked tied for fourth among AL rookie relievers with 12 holds.
- Ranked fourth among AL rookies in appearances (63)...tied for the third-most in team history.
- Stranded 42 of 50 inherited runners (84.0%)...seventh-best in the AL after allowing 16% of inherited runners to score.
- Did not allow a run to score until his 26th appearance of the season on June 19 at Arizona...set Mariners franchise records to start both a season and career after posting a 0.00 ERA through his first 25 appearances
- Served as the fourth pitcher in the six-pitcher combined no-hitter thrown against Los Angeles (AL) on June 8 (0.1 IP).
- Made his Major League debut on April 7 at Oakland...struck out Josh Reddick on three pitches.
- Earned his first career MLB win on April 11 at Texas (1.1 IP, 1 H, 1 K).

### 2011:

- Appeared in 46 games (1 GS) over a full season with Double-A Huntsville in his final season as a member of the Brewers organization.
- Held opponents to a .247 (63x255) batting average...limited left-handers to a .175 (18x103) average.
- Made his only start of the season at May 9 at Tennessee (3.2,8,5,5,0,2).
- Turned in scoreless outings in 32 of 46 (69.6%) appearances.
- Allowed only five of 30 (16.7%) inherited runners to score.

### 2010:

- Split the season between Single-A Brevard County and Double-A Huntsville...combined to go 4-3 with a 2.96 ERA (26ERx79.1IP) through 39 appearances (3 GS).
- Allowed only five earned R over his final 34.1 innings (1.32 ERA) with Brevard County before earning a promotion to Huntsville on June 7.
- Surrendered one earned run over 14.2 innings over 10 games, July 30-Sept. 4.
- Limited left-handers to a .158 (9x57) batting average.

### 2009:

- Appeared in 27 games (7 GS) over a full season with Single-A Brevard County.
- Went 3-3 with a 3.50 ERA (14ERx36.0IP) through seven starts...posted a 3-4 record with two saves a 5.11 ERA (32ERx56.1IP) through 20 relief appearances.
- Tossed a career-high 7.0 innings in a win at Palm Beach on June 11 (7.0,5,2,0,2,5).
- Produced a 1.96 ERA (5ERx23.0IP) through five appearances (3 GS) in June.

FRONT OFFICE

CHENEY STADIUM

COACHES/STAFF

2015 RAINIERS

2014 SEASON REVIEW

OPPONENTS

HISTORY & RECORDS

MEDIA & MISC.

## LUETGE (CONTINUED)

### 2009 (continued):

- Fanned a season-high eight batters on June 23 vs. Dunedin (3.0,3,1,1,1,8).

### 2008:

- Divided season between rookie-level Helena and Single-A West Virginia...combined to go 6-1 with a 2.69 ERA (15ERx50.1IP) through 13 games (7 GS).
- Selected as the Pioneer League Pitcher of the Week for July 14-20...made two appearances (1 GS) over that stretch, surrendering an unearned run and three hits through 9.0 innings.
- Promoted to West Virginia on July 24 and finished the season with the Power.

### Personal:

- Lucas Lester Luetge (LIT-key).
- Graduated from Bellville (TX) High School in 2005...All-State selection and District MVP both his junior and senior seasons.
- Attended San Jacinto College from 2006-07...went 11-3 with a 3.56 ERA with the Ravens.
- Pitched at Rice University for one season in 2008...went 1-0 with a 6.16 ERA.
- Twice drafted by Chicago (AL), but did not sign: 18th round in 2006 and 31st round in 2005.

## LUETGE'S CAREER PLAYING RECORD

Year	Team	LG	W-L	ERA	G	GS	CG	SHO	SV	IP	H	R	ER	HR	HB	BB	SO	WP	BK
2008	Helena	PIO	4-0	0.00	5	1	0	0	0	14.0	5	2	0	0	1	5	13	4	0
	West Virginia	SAL	2-1	3.72	8	6	0	0	0	36.1	35	16	15	2	0	10	33	4	1
2009	Brev. County	FSL	6-7	4.48	27	7	0	0	2	92.1	93	55	46	6	9	38	75	5	0
2010	Brev. County	FSL	1-1	2.29	16	1	0	0	0	35.1	36	10	9	1	1	10	21	6	0
	Huntsville	SOU	3-2	3.48	23	2	0	0	0	44.0	52	25	17	4	2	17	47	6	0
2011	Huntsville	SOU	1-3	3.13	46	1	0	0	3	69.0	63	29	24	3	1	23	69	6	0
2012	SEATTLE	AL	2-2	3.98	63	0	0	0	2	40.2	37	20	18	3	1	24	38	5	0
2013	Tacoma	PCL	0-0	4.35	22	0	0	0	1	31.0	28	16	15	4	0	16	45	2	0
	SEATTLE	AL	1-3	4.86	35	0	0	0	0	37.0	42	22	20	2	2	16	27	4	0
2014	Tacoma	PCL	3-2	3.32	42	0	0	0	3	62.1	58	24	23	6	4	27	70	7	0
	SEATTLE	AL	0-0	5.00	12	0	0	0	0	9.0	6	5	5	3	0	5	7	1	0
<b>Minor Lg Totals</b>			<b>20-16</b>	<b>3.49</b>	<b>189</b>	<b>18</b>	<b>0</b>	<b>0</b>	<b>9</b>	<b>384.1</b>	<b>370</b>	<b>177</b>	<b>149</b>	<b>26</b>	<b>18</b>	<b>146</b>	<b>373</b>	<b>40</b>	<b>1</b>
<b>Major Lg Totals</b>			<b>3-5</b>	<b>4.47</b>	<b>110</b>	<b>0</b>	<b>0</b>	<b>0</b>	<b>2</b>	<b>86.2</b>	<b>85</b>	<b>47</b>	<b>43</b>	<b>8</b>	<b>3</b>	<b>45</b>	<b>72</b>	<b>10</b>	<b>0</b>



Lucas Luetge was the Rainiers second-most used reliever in 2014, tossing 62.1 innings and fanning 70 batters en route to a 3.32 ERA (23ERx62.1IP). Luetge totaled 12 games with the Mariners last season.





# KETEL MARTE

## INF

**BORN:** 10/12/1993 IN NIZAO, DR  
**RESIDES:** NIZAO, DR

**ACQUIRED:** SIGNED AS A NON-DRAFTED FREE AGENT ON AUG. 13, 2010.

HEIGHT:	WEIGHT:	BATS:	THROWS:	AGE:
6' 1"	165	SWITCH	RIGHT	21

AS OF OPENING DAY 2015

## MARTE'S CAREER SUMMARY

### 2014:

- Spent majority of fourth season in Seattle organization with Double-A Jackson...hit .302/.329/.404 in 443 AB with 63 R, 27 2B, 6 3B, 2 HR, career-high 46 RBI, 19 BB, career-high 23 SB.
- Led Generals in AVG (.302), and hits (134); second in 2B (27); fourth in RBI (46)...fifth in Southern League in AVG (.302).
- Recorded 36 multi-hit games, including eight three-hit games and two four-hit games...10 multi-RBI games, including two three-RBI games and one four-RBI game...on May 11 against Tennessee went 4-for-6 with 1 2B and 1 RBI in 17-13 loss.
- As a switch hitter...against right-handed pitching .305/.331/.396...against left-handed pitching .290/.319/.449.
- Season-high 14-game hitting streak with Generals from May 25-June 7...went 19x57 (.333 AVG) with 5 2B, 1 3B, 8 RBI.
- Named to Southern League Mid-Season and Post-Season All-Star teams.
- Promoted to Tacoma on Aug. 10...played 19 games to close out the season...hit .313/.367/.450 in 80 AB with 16 R 5 2B, 2 HR, 9 RBI, 8 BB, 6 SB.
- Produced 11 multi-hit games, including two three-hit games...three multi-RBI games.
- Recorded first Triple-A appearance and hit on Aug. 11 against Fresno...went 2-for-5.
- Played eight games for Gigantes del Cibao in Dominican Winter League...hit .208/.240/.250 in 24 AB with 1 2B, 2 RBI, BB.
- Ranked No. 20 prospect in Seattle organization by *Baseball America* prior to 2014 season...named Milb.com Organization All-Star (Seattle) in 2014.

### 2013:

- Opened season with Single-A Clinton (98 G)...hit .304/.330/.370 (115x378) with 61 R, 15 2B, 5 3B, 29 RBI, 15 BB, 16 SB.
- Notched 36 multi-hit games, including two four-hit games (Aug. 1, 4)...knocked in multiple RBI in three games, including one three-RBI game (Aug. 5 against Kane County).
- Recorded a hit in 17 of final 19 games with LumberKings (July 22-Aug. 10)...brought average up from .262 to .304.
- Named Midwest League Player of the Week for the week ending Aug. 4...hit .667 (18x27) with 2 2B, 3B, 4 RBI, 6 R, 4 BB in four games.
- After slow start to season (.190 AVG in Apr.) improved each month...May hit .264...June hit .302...July hit .306...Aug. hit .522.
- Delivered walk-off single in 4-3 win over Beloit on July 30 (2x4, RBI, 2 BB).
- Promoted to Advanced-A High Desert Mavericks on Aug. 12...in 19 games hit .256/.289/.337 (22x86) with 18 R, 2 3B, HR, 8RBI, 4 BB, 4 SB.
- Notched five multi-hit games, including two four-hit games (Aug. 17, 21)...three multi-RBI games, including one three-RBI game.
- Collected two extra base hits on Aug. 21 against Rancho Cucamonga (4x6, 3 R, 3B, HR, 3 RBI, 2 BB) in 13-inning loss.
- Appeared in four games for Gigantes del Cibao in Dominican Winter League.

### 2012:

- Assigned to Single-A Clinton (4 G) from DSL Mariners on May 18...hit .286/.375/.286 (4x14) with 3 R, 2 RBI, 2 BB, SB.
- Went 2-for-3 with three runs in final game with Clinton on May 23 against Peoria.
- Assigned to AZL Mariners on May 25...did not play with AZL Mariners.
- Assigned to short-season Everett (65 G) from AZL Mariners on June 13...hit .247/.281/.279 (62x251) with 36 R, 4 2B, 2 3B, 22 RBI, 12 BB, 14 SB.
- Recorded 15 multi-hit games, including four three-hit games...four multi-RBI games (all 2 RBI).
- Went 3-for-4 with 1 run, 1 3B, 2 RBI on Aug. 10 against Boise.
- Logged season-high seven-game hitting streak from Aug. 16-22...went 12x28 (.429 AVG) with 2 RBI, 3 BB.

### 2011:

- Spent entire first year in Seattle organization with DSL Mariners (62 G)...hit .259/.341/.336 (57x220) with 44 R, 5 2B, 3 3B, 2 HR, 22 RBI, 26 BB, 16 SB.
- Put up 14 multi-hit games, including four three-hit games...three multi-RBI games (all 2 RBI).

FRONT OFFICE

CHENEY STADIUM

COACHES/STAFF

2015 RAINIERS

2014 SEASON REVIEW

OPPONENTS

HISTORY & RECORDS

MEDIA & MISC.

## MARTE (CONTINUED)

### 2011 (continued):

- Ranked first on DSL Mariners in 3B (3), second in hits (57) and stolen bases (16), third in batting average (.259) and BB (26).
- Went 3-for-4 with 4 R, 1 2B, 1 BB on July 25 against DSL Brewers.
- Opened season with five-game hitting streak...went 7x24 (.292 AVG) with 4 R, 2B, 3B, 4 RBI.
- Stole a base in four consecutive games from June 18-22 (2 CS).

### Personal:

- Ketel Ricardo Marte.
- Named No. 3 prospect in Seattle organization by *Baseball America* prior to 2015 season.

## MARTE'S CAREER PLAYING RECORD

Year	Team	LG	AVG	G	AB	R	H	2B	3B	HR	RBI	BB	SO	SB	CS	OBP	SLG	SF	SAC	HP
2011	DSL Mariners	DSL	.259	62	220	44	57	5	3	2	22	26	35	16	6	.341	.336	1	3	2
2012	Clinton	MID	.286	4	14	3	4	0	0	0	2	2	3	1	0	.375	.286	0	1	0
	Everett	NOR	.247	65	251	36	62	4	2	0	22	12	35	14	4	.281	.279	0	6	0
2013	Clinton	MID	.304	98	378	61	115	15	5	0	29	15	39	16	8	.330	.370	3	9	1
	High Desert	CAL	.256	19	86	18	22	0	2	1	8	4	11	4	3	.289	.337	0	2	0
2014	Jackson	SOU	.302	109	443	63	134	27	6	2	46	19	65	23	10	.329	.404	5	4	1
	Tacoma	PCL	.313	19	80	16	25	5	0	2	9	8	13	6	0	.367	.450	2	0	0
<b>Minor Lg Totals</b>				<b>.285</b>	<b>376</b>	<b>1472</b>	<b>241</b>	<b>419</b>	<b>56</b>	<b>18</b>	<b>7</b>	<b>138</b>	<b>86</b>	<b>201</b>	<b>80</b>	<b>.324</b>	<b>.361</b>	<b>11</b>	<b>25</b>	<b>4</b>



Ketel Marte spent 19 games with Tacoma after his promotion from Double-A Jackson on Aug. 10. In his brief stint with the Rainiers he notched 25 hits on the way to a .313 batting average (25x80). Marte opens the season ranked as the No. 3 prospect in the Mariners organization by *Baseball America*.



# BRAD MILLER

# INF

**BORN:** 10/18/1989 IN ORLANDO, FL  
**RESIDES:** WINDERMERE, FL

**ACQUIRED:** SELECTED IN THE SECOND ROUND OF THE 2011 DRAFT.

HEIGHT:	WEIGHT:	BATS:	THROWS:	AGE:
6' 2"	200	LEFT	RIGHT	25

AS OF OPENING DAY 2013

## MILLER'S CAREER SUMMARY

### 2014:

- Spent entire season with Seattle (123 G)...hit .221/.288/.365 (81x367) with 47 R, 15 2B, 4 3B, 10 HR, 36 RBI, 34 BB, 4 SB.
- Recorded 18 multi-hit games, including one four-hit game Sep. 9 against Texas...seven multi-RBI games, including two three-RBI games.
- Recovered from slow start (.173 AVG in Apr., .136 AVG in May) to hit .221 on the season...best month was Sep. where he hit .314/.340/.549 with 4 2B, 1 3B, 2 HR, 6 RBI.
- With RISP hit .256 (22x86) with 3 2B, 2 3B, 2 HR, 27 RBI, 9 BB.
- Tied for third on Mariners in 3B (4), 4th in BB (34).
- Hit two-out double in bottom of 11th inning against Los Angeles on Sep. 27...eventually came around to score winning run when Austin Jackson outran a double play relay at first base, keeping Mariners in the playoff chase going into game 162.
- Tallied season-high seven-game hitting streak came June 16-22...went 11x24 (.458 AVG) with 2 HR, 3 RBI.

### 2013:

- Opened third season professional season with Double-A Jackson (42 G)...hit .294/.379/.471 (45x153) with 27 R, 7 2B, 1 3B, 6 HR, 25 RBI, 20 BB, 4 SB.
- Recorded 13 multi-hit games, including five three-hit games...eight multi-RBI games, including one four-RBI game on May 10 against Huntsville (grand slam in 3rd inning).
- In doubleheader against Montgomery on Apr. 12 combined to go 5-for-6 with 2 R, 2 2B, HR, 2 RBI, 2 SB.
- Ranked fourth on Generals in average (.294).
- Promoted to Tacoma on May 24...hit .356/.426/.596 (37x104) with 26 R, 5 2B, 1 3B, 6 HR, 28 RBI, 15 BB, 2 SB.
- Notched 10 multi-hit games, including three three-hit games...six multi-RBI games, including one six-RBI game on May 29 against Colorado (3x7 with 3 R, 1 2B, 1 three-run HR, 6 RBI).
- Logged a season-high 22-game hitting streak from May 29-June 27...went 35-for-91 (.242 AVG) with 23 R, 5 2B, 3B, 6 HR, 27 RBI, 10 BB.
- Finished second on Rainiers in average (.356), first in SLG (.596) and OPS (1.022)...all rankings for players with a minimum 100 AB.
- Contract selected by Seattle on June 28, closed out season playing 76 games with Mariners...hit .265/.318/.418 (81x306) with 41 R, 11 2B, 6 3B, 8 HR, 36 RBI, 24 BB, 5 SB.
- Made Major League debut on June 28 against Chicago Cubs (0x3, RBI, BB).
- Recorded 1st Major League hit on June 30 against Chicago Cubs (2x3, R, 2 2B, BB).

### 2012:

- Combined to hit .334 with 110 R, 40 2B, 7 3B, 15 HR, 68 RBI, 74 BB, and 23 SB between time with Advanced-A High Desert (97 G) and Double-A Jackson (40 G).
- Began season with Mavericks, hit .339/.412/.524 (139x410) with 89 R, 33 2B, 5 3B, 11 HR, 56 RBI, 52 BB, and 19 SB...all career highs (except AVG).
- Ranked tied for second on Mavericks in 2B (33) and BB (52), tied for third in 3B (5).
- Second in California league among qualified batters (minimum 2.7 PA/league games) in batting average (.339), tied for third in league in 2B (33) and OBP (.412).
- Recorded 44 multi-hit games, including one four-hit game on July 6 against Lake Elsinore...14 multi-RBI games, including two four-RBI games on Apr. 7 against Lancaster and July 9 against Modesto.
- Opened Mavericks season with seven-game hitting streak...season high 13-game hitting streak came May 30-June 15...hit .369 with 9 2B, 3B, 5 RBI, 6 BB, SB.
- Crushed right-handed pitching to the tune of .370 average with 23 2B, 4 3B, 8 HR, 39 RBI, 33 BB.
- Hit .360 with RISP...7 2B, 4 3B, HR, 41 RBI, 16 BB.
- Promoted to Double-A Jackson Generals on July 23...in 40 games hit .320/.406/.476 (47x147) with 21 R, 7 2B, 2 3B, 4 HR, 12 RBI, 22 BB, and 4 SB.
- Hit first career professional HR during first game of the season with Generals on Apr. 5 against Lansing.
- Delivered 9th-inning BBOff single to beat Tennessee Smokies on Aug. 5...went 1-for-5 in the game.
- Put up 13 multi-hit games, including another four-hit game against Mississippi on Aug. 17...two multi-RBI games (both 2 RBI).

FRONT OFFICE

CHENEY STADIUM

COACHES/STAFF

2015 RAINIERS

2014 SEASON REVIEW

OPPONENTS

HISTORY & RECORDS

MEDIA & MISC.

## MILLER (CONTINUED)

### 2011:

- Spent his rookie season in the Mariners organization with the Single-A Clinton LumberKings (14 G)... hit .415/.458/.528 (22x53) with 9 R, 4 2B, 1 3B, 7 RBI, 4 BB, SB.
- Made professional debut on Aug. 20 against Kane County...also recorded first professional hit in same game...went 1-for-3 with one strikeout.
- Recorded eight multi-hit games, including three three-hit games...one multi-RBI game (3 RBI against Kane County on Sep. 3.

### Personal:

- Bradley Austin Miller.
- Graduated from Olympia (FL) High School in 2008.
- Originally drafted by Texas Rangers in 39th round of 2008 draft, but did not sign.
- Attended Clemson University from 2009-11...named 2011 AC Player of the Year after leading conference in average (.395), and OBP (.489).
- Two-time member of the USA National Team (2009, 2010).

## MILLER'S CAREER PLAYING RECORD

Year	Team	LG	AVG	G	AB	R	H	2B	3B	HR	RBI	BB	SO	SB	CS	OBP	SLG	SF	SAC	HP
2011	Clinton	MID	.415	14	53	9	22	4	1	0	7	4	9	1	0	.458	.528	1	0	1
2012	High Desert	CAL	.339	97	410	89	139	33	5	11	56	52	79	19	6	.412	.524	5	4	2
	Jackson	SOU	.320	40	147	21	47	7	2	4	12	22	26	4	1	.406	.476	1	0	0
2013	Jackson	SOU	.294	42	153	27	45	7	1	6	25	20	30	4	3	.379	.471	0	1	1
	Tacoma	PCL	.356	26	104	26	37	5	1	6	28	15	18	2	1	.426	.596	3	0	0
	SEATTLE	AL	.265	76	306	41	81	11	6	8	36	24	52	5	3	.318	.418	2	2	1
2014	SEATTLE	AL	.221	123	367	47	81	15	4	10	36	34	95	4	2	.288	.365	3	3	2
<b>Minor Lg Totals</b>			<b>.334</b>	<b>219</b>	<b>867</b>	<b>172</b>	<b>290</b>	<b>56</b>	<b>10</b>	<b>27</b>	<b>128</b>	<b>113</b>	<b>162</b>	<b>30</b>	<b>11</b>	<b>.409</b>	<b>.516</b>	<b>10</b>	<b>5</b>	<b>4</b>
<b>Major Lg Totals</b>			<b>.241</b>	<b>199</b>	<b>673</b>	<b>88</b>	<b>162</b>	<b>26</b>	<b>10</b>	<b>18</b>	<b>72</b>	<b>58</b>	<b>147</b>	<b>9</b>	<b>5</b>	<b>.302</b>	<b>.389</b>	<b>5</b>	<b>5</b>	<b>3</b>



# TREVOR MILLER

## RHP

**BORN:** 06/13/1991 IN SAN JOSE, CA  
**RESIDES:** MURPHYS, CA

**ACQUIRED:** SELECTED IN THE 40TH ROUND OF THE 2011 DRAFT.

**HEIGHT:** 6' 3"  
**WEIGHT:** 190  
**BATS:** RIGHT  
**THROWS:** RIGHT  
**AGE:** 23

AS OF OPENING DAY 2015

### MILLER'S CAREER SUMMARY

**2014:**

- Spent most of the year with Double-A Jackson (31 G/13 GS) but also spent a short time with Tacoma (2 G).
- Tossed 31 games with the Generals...posted a 5-8 record with 4 saves, a 3.81 ERA (47ERx111.0IP) and 87 strikeouts...went 3-7 with a 5.45 ERA (40ERx66.0IP) as a starter...2-1 with a 1.40 ERA (7ERx45.0IP) as a reliever...moved to the bullpen in June and remained there into August.
- Went 1-0 with 4 saves while not allowing a run over 23.1 innings through final 10 games with Jackson from July 24-Aug. 24.
- Ranked third on Generals in strikeouts (87), fifth in games (31).
- Promoted to Tacoma on Aug. 27...made two relief appearances to close out the season.
- Blown save in first Triple-A game on Aug. 28 at Fresno (1.2,4,4,4,1,3,1 HR).

**2013:**

- Split season between Advanced-A High Desert (18 GS) and Double-A Jackson (8 GS).
- Began year with High Desert, making 18 starts for a 4-7 record with 78 strikeouts and a 4.82 ERA (50ERx93.1IP).
- Ranked fourth on the team in strikeouts and starts.
- Tossed a scoreless, two-hit outing on July 2 at Lake Elsinore (8.0,2,0,0,1,8).
- Held left-handed batters to a .259 average (43x166) while allowing right-handed batters to hit .324 (67x207).
- Improved every month, posting a 7.83 ERA (20ERx23.0IP) in April, a 4.35 ERA in May (15ERx31.0IP), a 3.58 ERA (11ERx27.2IP) in June, and a 3.09 ERA (4ERx11.2IP) in July.
- Struck out a season-high eight batters in consecutive starts on June 27 (6.0 IP) and July 2 (8.0 IP).
- Promoted to Jackson on July 11...made eight starts to close out the season, posting 3-2 record and 4.82 ERA (25ERx46.2IP) with 28 strikeouts.
- Went 3-0 with a 2.76 ERA (10ERx32.2IP) in August, his strongest month of the year.
- Spent time on the disabled list from Aug. 8-15 with a bruised left shin.

**2012:**

- Played majority of the season with Single-A Clinton (22 G/17GS) but also spent time with Advanced-A High Desert (5 G/GS).
- Totaled a 7-7 record with Clinton, posting a 3.36 ERA (45ERx120.2IP) with 84 strikeouts.
- Ranked first on LumberKings in innings (120.2) and strikeouts (84), second in starts (17).
- Among Clinton pitchers with at least eight starts (9 pitchers), he finished with the second lowest ERA.
- Spun first career complete game on July 18 at Dayton, earning a win (9.0,4,1,1,0,5,1 HR).
- Promoted to High Desert on Aug. 8...contributed 1-2 record with a 2.73 ERA (9ERx29.2IP) and 29 strikeouts.
- Struck out a season-high nine batters in final game of the season on Aug. 30 (6.0,4,1,1,1,9).

**2011:**

- Spent first professional year with both the AZL Mariners (11 G/7 GS) and Advanced-A High Desert Mavericks (2 GS).
- Opened season with AZL Mariners, posting a 2-2 record with a 3.99 ERA (22ERx49.2IP) and 36 strikeouts.
- Made professional debut on June 23 at AZL Rangers in relief (1.0,4,2,2,0,1).
- Earned first career win on July 14 at AZL Dodgers (5.0,5,1,1,0,1).
- Tossed consecutive scoreless performances on July 30 (6.0 IP) and Aug. 5 (6.0 IP).
- Promoted to High Desert on Aug. 20...made two starts and went 0-2 with a 21.60 ERA (16ERx6.2IP) before being shut down for the year.
- Placed on disabled list on Aug. 29 with a strained right elbow.

**Personal:**

- Graduated from Bret Harte (CA) High School in 2009.
- Graduated from San Joaquin Delta College in 2011.

### MILLER'S CAREER PLAYING RECORD

Year	Team	LG	W-L	ERA	G	GS	CG	SHO	SV	IP	H	R	ER	HR	HB	BB	SO	WP	BK
2011	AZL Mariners	AZL	2-2	3.99	11	7	0	0	0	49.2	60	26	22	2	2	12	36	6	0
	High Desert	CAL	0-2	21.60	2	2	0	0	0	6.2	17	18	16	4	2	5	4	0	1
2012	Clinton	MID	7-7	3.36	22	17	1	0	0	120.2	120	60	45	11	6	17	84	2	0
	High Desert	CAL	1-2	2.73	5	5	0	0	0	29.2	29	11	9	0	0	7	29	3	0
2013	High Desert	CAL	4-7	4.82	18	18	0	0	0	93.1	110	63	50	11	9	33	78	2	0
	Jackson	SOU	3-2	4.82	8	8	0	0	0	46.2	45	27	25	5	1	22	28	2	0
2014	Jackson	SOU	5-8	3.81	31	13	0	0	4	111.0	100	59	47	5	7	43	87	6	0
	Tacoma	PCL	0-0	24.30	2	0	0	0	0	3.1	10	9	9	1	0	2	4	1	0
<b>Minor Lg Totals</b>			<b>22-30</b>	<b>4.35</b>	<b>99</b>	<b>70</b>	<b>1</b>	<b>0</b>	<b>4</b>	<b>461.0</b>	<b>491</b>	<b>273</b>	<b>223</b>	<b>39</b>	<b>27</b>	<b>141</b>	<b>350</b>	<b>22</b>	<b>1</b>

FRONT OFFICE

CHENEY STADIUM

COACHES/STAFF

2015 RAINIERS

2014 SEASON REVIEW

OPPONENTS

HISTORY & RECORDS

MEDIA & MISC.





# JESUS MONTERO

**BORN:** 11/28/1989 IN GUACARA, VZ  
**RESIDES:** GUACARA, VZ

# INF

**ACQUIRED:** FROM NEW YORK (AL) ALONG WITH HECTOR NOESI (RHP) IN EXCHANGE FOR MICHAEL PINEDA (RHP) AND JOSE CAMPOS (RHP) ON JAN. 20, 2012.

HEIGHT:	WEIGHT:	BATS:	THROWS:	AGE:
6' 3"	235	RIGHT	RIGHT	25

AS OF OPENING DAY 2015

## MONTERO'S CAREER SUMMARY

### 2014:

- Spent majority of the season with Tacoma (97 G) with two brief stints in Seattle (6 G)...(June 12-26 and July 24-25).
- While with Tacoma hit .286/.350/.489 (104x364) with 55 R, 24 2B, 1 3B, 16 HR, 74 RBI, 37 BB, 1 SB.
- Led Rainiers in HR (16), first on team in 2B (24), second on team in RBI (74), third on team in hits (104).
- Recorded 29 multi-hit games, including two five-hit games (July 4 and 10)...18 multi-RBI games, including one six-RBI game against Fresno on July 4 (tied career high; last, 8/21/2011 against Rochester).
- Swiped a stolen base on Aug. 10 against Fresno...first SB since Aug. 30, 2008 (with Charleston).
- Split time between first base (44 G, 163 AB, .282 AVG) and designated hitter (53 G, 200 AB, .290 AVG).
- Plated winning run in 14th inning with walk-off single against Sacramento River Cats on July 27.
- In six games with Seattle hit .235/.235/.412 (4x17) with 1 run, 1 HR, 2 RBI.
- Moved to 7-day Disabled List on Aug. 15 while with Tacoma.
- Placed on suspended list on Aug. 29 after an on-field incident while on rehab with rookie-level Everett.

### 2013:

- Began the season appearing in 29 games with Seattle prior to being optioned to Tacoma on May 23.
- Started 16 games at first base with the Rainiers...first playing time at that position of his career...started the season as the Mariners Opening Day catcher.
- Served a 50-game MLB suspension, Aug. 5-Sept. 26.
- Placed on the disabled list with a torn meniscus in his left knee on June 1...underwent arthroscopic surgery on June 5...reinstated from the DL on July 18.
- Recorded his first career MLB 3B on May 1 vs. Baltimore (1x3, R, 3B).
- Batted .279 (24x86) through 22 games with Lara in the Venezuelan Winter League.

### 2012:

- Played in 135 games with Seattle in his first season in the Mariners organization.
- Traded from the Yankees along with Hector Noesi (rhp) in exchange for Michael Pineda (rhp) and Jose Campos (rhp) on Jan. 20.
- Ended the season ranked second among AL rookies in games (139) and at-bats (515)...ranked third in R scored (46), hits (134), 2B (20), RBI (62) and fourth in HR (15) and BB (29).
- Recorded 77 starts at designated hitter...broke the franchise record for most starts by a rookie at the DH spot (52, Juan Bernhardt, 1977)...only five rookies have logged more starts at the DH position since it was adopted in 1973.
- Caught all 9.0 innings in the six-pitcher combined no-hitter on June 8 vs. Los Angeles (NL)...at 22 years, 193 days old, became the youngest player to catch a no-hitter since Ted Simmons (22 years, 5 days) caught Bob Gibson's no-hitter in 1971...seventh-youngest player to catch a no-hitter since 1900.

### 2011:

- Played a combined 127 games between Triple-A Scranton/Wilkes-Barre and New York (AL) in his final season in the Yankees organization.
- Selected as a Mid-Season International League All-Star after batting .289 (79x273) over the first half of the season...batted .286 (42x147) after the break.
- Led all IL catchers with a .997 fielding percentage (2 E, 655 TC)...tossed out 18-of-88 potential base stealers (20.5%).
- Received first MLB call-up on Sept. 1...debuted that night at Boston, becoming the first Yankee to make his MLB debut at Fenway in the starting lineup since 1966 (John Miller).
- Collected first MLB hit with a single off Ricky Romero on Sept. 3 vs. Toronto (1x3).
- First two MLB homers came on Sept. 5 vs. Baltimore (2x3, 3 R, 3 RBI, BB).
- Recorded hits in 12 of 18 games with the Yankees...posted highest Sept. average of any player that debuted in the MLB that month.

### 2010:

- Appeared in 123 games over a full season with Triple-A Scranton/Wilkes-Barre.
- Among Yankees farmhands, ranked tied for second in batting (.289/131x453), second in HR (21), and fourth in RBI (75).

FRONT OFFICE

CHENEY STADIUM

COACHES/STAFF

2015 RAINIERS

2014 SEASON REVIEW

OPPONENTS

HISTORY & RECORDS

MEDIA & MISC.

# MONTERO (CONTINUED)

## 2010 (continued):

- In the International League, ranked third in extra-base hits (58), tied for third in 2B (34) and fifth in slugging percentage (.517).
- Topped all IL catchers in games (109), total chances (785), putouts (703) and assists (76)...caught 30-of-129 attempted base stealers (23.3%).
- Selected as a Mid-Season and Post-Season IL All-Star...batted .252 (71x282) through 79 games prior to the break...hit .351 (60x171) through 44 games after the break.

## 2009:

- Combined to bat .337 (117x347) with 45 R, 25 2B, 3B, 17 HR and 70 RBI through 92 games with Single-A Tampa and Double-A Trenton in the Yankees farm system.
- Began the season with Tampa...promoted to Trenton on June 3.
- Selected as a Mid-Season Florida State League and Eastern League All-Star with both Tampa and Trenton.
- Played for the World Team in the 2009 Futures Game During All-Star Weekend.
- Removed defensively in the third inning on Aug. 1 at Altoona after being hit by a pitch behind the plate and fracturing his middle finger... placed on the DL on Aug. 2 and missed the remainder of the season.

## 2008:

- Appeared in 132 games over a full season with Single-A Charleston.
- Among all minor leaguers, ranked eighth with 171 hits.
- Topped all Yankees farmhands in batting average, R, hits and RBI...ranked fourth in homers.
- Selected to the South Atlantic League's Mid-Season All-Star team...named to the SAL Post-Season team as the league's top catcher.
- Named by *Baseball America* as the Yankees No. 2 overall prospect following the season.

## 2007:

- Appeared in 33 games with the Gulf Coast League Yankees in his first professional season.
- Named by *Baseball America* as the Yankees top catching prospect and "Best Power Hitter."

## Personal:

- Jesus (heh-SOOS) Alejandro Montero (mon-TAIR-oh).
- Brother, Jesus Rafael Montero, is a catcher in the St. Louis Cardinals farm system.

# MONTERO'S CAREER PLAYING RECORD

Year	Team	LG	AVG	G	AB	R	H	2B	3B	HR	RBI	BB	SO	SB	CS	OBP	SLG	SF	SAC	HP
2007	GCL Yankees	GCL	.280	33	107	13	30	6	0	3	19	12	18	0	0	.366	.421	1	0	3
2008	Charleston	SAL	.326	132	525	86	171	34	1	17	87	37	83	2	1	.376	.491	1	0	6
2009	Tampa	FSL	.356	48	180	26	64	15	1	8	37	14	26	0	0	.406	.583	1	1	2
	Trenton	EAS	.317	44	167	19	53	10	0	9	33	14	21	0	0	.370	.539	0	0	0
2010	Scranton/WB	INT	.289	123	453	66	131	34	3	21	75	46	91	0	0	.353	.517	4	0	1
2011	Scranton/WB	INT	.288	109	420	52	121	19	1	18	67	36	98	0	0	.348	.467	3	0	4
	NEW YORK	AL	.328	18	61	9	20	4	0	4	12	7	17	0	0	.406	.590	0	0	1
2012	SEATTLE	AL	.260	135	515	46	134	20	0	15	62	29	99	0	2	.298	.386	7	0	2
2013	SEATTLE	AL	.208	29	101	6	21	1	1	3	9	8	21	0	1	.264	.327	1	0	0
	AZL Mariners	AZL	.261	8	23	3	6	1	0	0	2	3	5	0	0	.357	.304	1	0	1
	Tacoma	PCL	.247	19	73	12	18	6	2	1	9	8	24	0	0	.317	.425	1	0	0
2014	SEATTLE	AL	.235	6	17	1	4	0	0	1	2	0	3	0	0	.235	.412	0	0	0
	Tacoma	PCL	.286	97	364	55	104	24	1	16	74	37	79	1	0	.350	.489	6	0	2
<b>Minor Lg Totals</b>			<b>.302</b>	<b>613</b>	<b>2312</b>	<b>332</b>	<b>698</b>	<b>149</b>	<b>9</b>	<b>93</b>	<b>403</b>	<b>207</b>	<b>445</b>	<b>3</b>	<b>1</b>	<b>.362</b>	<b>.495</b>	<b>18</b>	<b>1</b>	<b>19</b>
<b>Major Lg Totals</b>			<b>.258</b>	<b>188</b>	<b>694</b>	<b>62</b>	<b>179</b>	<b>25</b>	<b>1</b>	<b>23</b>	<b>85</b>	<b>44</b>	<b>140</b>	<b>0</b>	<b>3</b>	<b>.302</b>	<b>.396</b>	<b>8</b>	<b>0</b>	<b>3</b>

## TROY NEEL WINS 1992 BATTING TITLE

Troy Neel's .351 batting average in 1992 earned him the PCL Batting Crown. Neel is the only Tacoma player to accomplish this feat. He beat out Edmonton's Tim Salmon by .004 points.



# BRIAN MORAN

**BORN:** 09/30/1988 IN PORT CHESTER, NY  
**RESIDES:** RYE, NY

## LHP

**ACQUIRED:** SELECTED IN SEVENTH ROUND OF 2009 DRAFT.

HEIGHT:	WEIGHT:	BATS:	THROWS:	AGE:
6' 3"	212	LEFT	LEFT	26

AS OF OPENING DAY 2015

## MORAN'S CAREER SUMMARY

### 2014:

- Selected as fifth pick in Rule 5 Draft by Toronto Blue Jays and traded by Blue Jays to Los Angeles (AL) on Dec. 12, 2013...returned to Mariners organization on Oct. 30 after elbow injury kept him out all of 2014.
- Underwent Tommy John surgery on left elbow on Apr. 15.

### 2013:

- Second consecutive season spent with Tacoma...career-high 48 appearances (all in relief) led to 2-5 record with 4 saves and a 3.45 ERA (24ERx62.2IP).
- Ranked 2nd on team in appearances (48), 2nd in strikeouts (85, led Tacoma relievers).
- Led PCL in K/9 with 12.21...4th in league in BB/9 with 2.15.
- Represented Tacoma in PCL All-Star Game...made appearance out of the bullpen.
- Earned the win in his first appearance of the season on Apr. 6 at Fresno (2.0,0,0,0,0,5).
- Recorded four strikeouts in three outings, five strikeouts in three outings.
- Only allowed four HR in 48 appearances and held opponents scoreless in 31 of 48 outings.
- Held left-handed batters to a .235 average (27x115)...right-handed batters struck for a .341 average (43x126).

### 2012:

- Began season with Double-A Jackson...appeared in relief 24 times with a record of 1-2 and a 1.14 ERA (4ERx31.2IP).
- Held opponents scoreless in 20 of 24 appearances, surrendering only one HR.
- Collected only win on May 14 at Tennessee (1.2,2,0,0,0,1).
- Season-high 13.2 scoreless innings tossed between Apr. 7 and May 6.
- Promoted to Tacoma on June 22...recorded 23 relief appearances with a 3-3 record, two saves and a 3.89 ERA (16ERx37.0IP).
- Made Triple-A debut on June 22 against Reno (2.0,1,0,0,1,2).
- Recorded a season-high six strikeouts on July 24 against Tucson (2.2,0,0,0,0,6).
- Held opposing batters to a .178 average (23x129)...right-handed batters hit only .149 (11x74).

### 2011:

- Appeared in 45 games for Double-A Jackson...posted 5-3 record with 4.60 ERA (31ERx60.2IP).
- Ranked second on team in appearances (45), fifth in strikeouts (63).
- Struggled in the first half, going 2-2 with an 8.51 ERA (23ERx24.1IP) prior to All-Star break...following the break went 3-1 with a 1.98 ERA (8ERx36.1IP).
- Held right-handed batters to a .218 average (36x165)...left-handed batters hit .348 (24x69).
- Held opponents scoreless in 18.1 consecutive innings from Aug. 1-Sep. 2.
- Tossed scoreless performances in 28 of 45 outings.
- Spent majority of time working in the 7th and 8th inning...7th inning recorded 1.83 ERA (4ERx19.2IP)...8th innings 3.22 ERA (8ERx22.1IP).

### 2010:

- Combined to go 6-1 with a 1.73 ERA (13ERx67.2IP) and 4 saves across 41 relief appearances with Single-A Clinton, Advanced-A High Desert, and Double-A West Tennessee.
- Began the year with Clinton, earning a 4-1 record and 3 saves with a 1.34 ERA (6ERx41.0IP).
- Held opponents scoreless in 1st five outings of the year, spanning 10.2 innings...tossed scoreless performances in 17 of 22 outings.
- Named to Midwest League All-Star Team.
- Promoted to High Desert on July 1...compiled a 2-0 record and 1 save in 17 appearances with a 1.42 ERA (4ERx25.1IP).
- Tossed 18.1 consecutive scoreless innings between July 9 and Aug. 17...held opponents scoreless in 14 of 17 outings.
- Recorded two four-strikeout performances...allowed no HR...only BBed two batters in 25.1 innings.
- Promoted again to West Tennessee on Aug. 31...closed out the season with two final relief appearances, recording a 13.50 ERA (3ERx2.0IP).
- Surrendered three runs in Sep. 1 outing against Mississippi (0.2,4,3,3,1,0).

FRONT OFFICE

CHENEY STADIUM

COACHES/STAFF

2015 RAINIERS

2014 SEASON REVIEW

OPPONENTS

HISTORY & RECORDS

MEDIA & MISC.

## MORAN (CONTINUED)

### 2009:

- Began professional career with rookie-level Pulaski Mariners after being drafted...made six relief appearances with a 1-0 record and 3.72 ERA (4ERx9.2IP).
- Made professional debut on July 7 against Daville (1.0,3,4,3,1,0).
- Transferred to Single-A Clinton LumberKings on July 30...made 12 relief appearances to close out the year, racking up an 0-3 record with a 2.89 ERA (6ERx18.2IP).
- Held opponents scoreless in 8 of 12 outings...tossed 6.1 consecutive scoreless innings between July 30 and Aug. 9.

### Personal:

- Brian William Moran.
- Graduated from Iona (NY) prep in 2006...played three seasons at UNC from 2007-09.
- Uncles B.J. Surhoff and Rich Surhoff both played in Major Leagues.

## MORAN'S CAREER PLAYING RECORD

Year	Team	LG	W-L	ERA	G	GS	CG	SHO	SV	IP	H	R	ER	HR	HB	BB	SO	WP	BK
2009	Pulaski	APP	1-0	3.72	6	0	0	0	2	9.2	6	5	4	0	0	2	14	1	0
	Clinton	MID	0-3	2.89	12	0	0	0	0	18.2	14	7	6	0	0	7	17	0	0
2010	Clinton	MID	4-1	1.34	22	0	0	0	3	40.1	34	8	6	0	0	6	48	3	0
	High Desert	CAL	2-0	1.42	17	0	0	0	1	25.1	22	4	4	0	0	2	29	0	0
	West Tenn	SOU	0-0	13.50	2	0	0	0	0	2.0	4	3	3	0	0	1	1	0	0
2011	Jackson	SOU	5-3	4.60	45	0	0	0	0	60.2	60	31	31	9	0	22	63	2	0
	Jackson	SOU	1-2	1.14	24	0	0	0	0	31.2	30	5	4	1	0	6	29	3	0
2012	Tacoma	PCL	3-3	3.89	23	0	0	0	2	37.0	23	17	16	6	0	12	53	4	1
	Tacoma	PCL	2-5	3.45	48	0	0	0	4	62.2	70	28	24	4	3	20	85	4	2
<b>Minor Lg Totals</b>			<b>18-17</b>	<b>3.06</b>	<b>199</b>	<b>0</b>	<b>0</b>	<b>0</b>	<b>12</b>	<b>288.0</b>	<b>263</b>	<b>108</b>	<b>98</b>	<b>20</b>	<b>3</b>	<b>78</b>	<b>339</b>	<b>17</b>	<b>3</b>



# JULIO MORBAN

**BORN:** 02/13/1992 IN SAN CRISTOBAL, DR  
**RESIDES:** SAN CRISTOBAL, DR

# OF

**ACQUIRED:** SIGNED AS A NON-DRAFTED FREE AGENT ON JULY 2, 2008.

HEIGHT:	WEIGHT:	BATS:	THROWS:	AGE:
6' 1"	210	LEFT	LEFT	23

AS OF OPENING DAY 2015

## MORBAN'S CAREER SUMMARY

### 2014:

- Assigned to Extended Spring Training to begin season, to rehab broken leg suffered at the end of 2013 season with Jackson.
- Sent to Tacoma on Apr. 17 where he played in six games (hit .250/.375/.300)...assigned back to Extended Spring Training on Apr. 30.
- Made Triple-A debut on Apr. 18 against Salt Lake (3x3, RBI, BB, R).
- Moved from Extended Spring Training to Double-A Jackson Generals on June 11...immediately moved to 7-day DL...activated from DL on June 19.
- Appeared in season debut on June 19 against Mississippi...went 1-for-4 with 1 run.
- In 30 games with Jackson, hit .252/.307/.339 (29x115) with 14 R, 5 2B, 3B, HR, 11 RBI, 9 BB.
- Recorded 11 hits in six games from June 23-28...hit .458/.480/.625 (11x24) with 3 R, 2 2B, 1 3B, 1 BB.
- Promoted to Tacoma on July 27 where he would spend the rest of the season...in 23 games to close out the season, hit .241/.294/.304 (19x79) with 8 R, 3 2B, 3B, 6 RBI, 6 BB.
- Ranked No. 11 prospect in Seattle organization by *Baseball America* prior to 2014 season.

### 2013:

- Spent fifth professional season appearing in 86 games with Double-A Jackson.
- Batted .297 (65x219) in first half of the season...selected as a Mid-Season Southern League All-Star.
- Posted a season-high 12-game hitting streak, April 27-May 15 (.426/20x47, 8 R, 4 2B, 3B, 2 HR, 11 RBI).
- Batted .349 (30x86) through 22 games played in the month of May.
- Selected as the SL Player of the Week for June 17-23 (.346/9x26, 6 R, 3 2B, HR, 9 RBI).
- Drove in a season-high five runs on June 22 vs. Mobile (3x5, 3 R, HR, 5 RBI).
- With runners in scoring position, batted .354 (29x82) with 40 R, 4 2B, 3 3B, 2 HR, and 36 RBI.
- Suffered a broken fibula in his left leg while sliding into second base on Aug. 19 at Mobile...spent the remainder of the season on the disabled list.
- Entered the season ranked by *Baseball America* as the No. 23 prospect in the Mariners organization.

### 2012:

- Restricted to 76 games with Class-A Advanced High Desert due to injuries.
- Logged three stints on the disabled list: April 22-May 7 (strained left hamstring), June 12-July 6 (strained left hamstring) and Aug. 29-Sept. 9 (right wrist sprain).
- Made six rehab appearances with rookie-level Peoria, June 26-July 6.
- Strung together a season-high 17-game hitting streak, May 31-July 16 (.405/30x74, 5 2B, 6 HR, 12 RBI)...tied for the sixth-longest hitting streak in the California League.
- Selected as a CL Mid-Season All-Star...batted .343 (58x169) through 43 games prior to the break.
- Added to the Mariners 40-man roster on Nov. 20.

### 2011:

- Limited to 80 games with Single-A Clinton due to injuries.
- Recorded three separate trips on the disabled list: May 11-20 (right oblique strain), June 1-15 (left groin strain) and June 27-July 24 (right groin strain).
- Topped his Clinton teammates and ranked tied for eighth in the Midwest League with seven triples.
- Recorded a season-high four hits on April 10 vs. Burlington (4x5, 2 R).

### 2010:

- Managed to 10 combined appearances between stints with rookie-level Peoria, short-season Everett, short-season Pulaski and Class-A Advanced High Desert.
- Spent the majority of the season on the disabled list battling a strained left hamstring.

### 2009:

- Divided his first professional season between short-season Pulaski and rookie-level Peoria.
- Appeared in four games with Pulaski prior to transferring to the Arizona League on June 29.
- Collected a season-high four hits on July 14 vs. AZL Royals (4x5, 2 B, 2 RBI).
- Homered twice on July 27 vs. AZL Padres.
- Drove in seven runs over a four-game period, Aug. 19-23 (.583/7x12, 3 R, 2 2B, 3B, HR, 7 RBI).

### Personal:

- Julio Alberto Morban (MORE-bahn).

FRONT OFFICE

CHENEY STADIUM

COACHES/STAFF

2015 RAINIERS

2014 SEASON REVIEW

OPPONENTS

HISTORY & RECORDS

MEDIA & MISC.

## MORBAN'S CAREER PLAYING RECORD

Year	Team	LG	AVG	G	AB	R	H	2B	3B	HR	RBI	BB	SO	SB	CS	OBP	SLG	SF	SAC	HP	
2009	Pulaski	APP	.333	4	9	3	3	1	0	0	0	0	3	0	0	.400	.444	0	0	1	
	AZL Mariners	AZL	.266	42	154	28	41	9	7	5	23	7	49	8	3	.303	.513	2	0	2	
2010	Pulaski	APP	.100	4	10	1	1	0	0	0	0	4	3	0	0	.357	.100	0	0	0	
	AZL Mariners	AZL	.400	3	5	0	2	0	0	0	1	0	1	0	0	.400	.400	0	0	0	
	High Desert	CAL	.333	2	6	0	2	0	0	0	1	0	2	0	0	.333	.333	0	0	0	
	Everett	NOR	.250	1	4	0	1	0	0	0	0	0	2	0	0	.250	.250	0	0	0	
2011	Clinton	MID	.256	80	301	44	77	12	7	4	28	26	99	10	5	.315	.382	2	6	1	
2012	AZL Mariners	AZL	.238	6	21	2	5	0	0	0	3	0	3	0	0	.227	.238	1	0	0	
	High Desert	CAL	.313	76	300	56	94	16	2	17	52	21	67	5	1	.361	.550	3	3	3	
2013	Jackson	SOU	.295	86	295	46	87	20	5	7	44	28	95	7	2	.362	.468	0	0	3	
2014	Jackson	SOU	.252	30	115	14	29	5	1	1	11	9	35	0	0	.307	.339	2	1	1	
	Tacoma	PCL	.242	29	99	10	24	4	1	0	7	10	32	0	0	.312	.303	0	0	0	
<b>Minor Lg Totals</b>				<b>.277</b>	<b>363</b>	<b>1319</b>	<b>204</b>	<b>366</b>	<b>67</b>	<b>23</b>	<b>34</b>	<b>170</b>	<b>105</b>	<b>391</b>	<b>30</b>	<b>11</b>	<b>.334</b>	<b>.440</b>	<b>10</b>	<b>10</b>	<b>11</b>



Julio Morban has combined to hit .277 (366x1319) over his six years in the Mariners minor league system. Morban closed out the 2014 season in Tacoma, hitting .242 (24x99) with seven RBI.

FRONT  
OFFICE

CHENEY  
STADIUM

COACHES/STAFF

2015  
RAINIERS

2014 SEASON  
REVIEW

OPPONENTS

HISTORY &  
RECORDS

MEDIA &  
MISC.





# EDGAR OLMOS

## LHP

**BORN:** 04/12/1990 IN SYLMAR, CA  
**RESIDES:** VAN NUYS, CA

**ACQUIRED:** VIA WAIVER CLAIM FROM MIAMI ON NOV. 20, 2014.

**DRAFTED:** SELECTED BY FLORIDA MARLINS IN THIRD ROUND OF 2008 DRAFT.

HEIGHT:	WEIGHT:	BATS:	THROWS:	AGE:
6' 4"	220	LEFT	LEFT	24

AS OF OPENING DAY 2015

## OLMOS' CAREER SUMMARY

### 2015:

- Designated for assignment on Feb. 13, 2015...claimed off waivers by Texas Rangers but did not pass his physical due to shoulder soreness...returned to Mariners on Mar. 5.

### 2014:

- Split time between Double-A Jacksonville (18 G) and Triple-A New Orleans (33 G) in Marlins organization.
- 51 total appearances was second most among Marlins relief pitchers...77.2 total innings was the most among Marlins relievers.
- Opened season with Jacksonville...posted 1-0 record with two saves, 16 strikeouts, and a 4.44 ERA (13ERx26.1IP).
- Earned sole win with Jacksonville on Apr. 22 against Pensacola (1.0,1,1,1,0,1,1 HR).
- Promoted to New Orleans on May 30...recorded a 2-3 record with one save, a 3.86 ERA (22ERx51.1IP) and 44 strikeouts.
- Recorded multiple strikeouts in 13 games, including one five-strikeout game on July 25 against Omaha (1,2,0,0,0,1,5).

### 2013:

- Played majority of season with Double-A Jacksonville (career-high 38 G)...also made MLB debut with Miami, pitching in five games.
- Began season with Jacksonville, posting a 4-2 record with one save, a 2.50 ERA (14ERx50.1IP) and 41 strikeouts.
- Won three consecutive outings on Apr. 15 (2.0 IP), Apr. 17 (2.0 IP), and Apr. 21 (1.0 IP).
- Held opponents scoreless in 30 of 38 (79%) of appearances.
- Promoted to Miami on June 3...accumulated 4-2 record and 1.27 ERA at time of promotion.
- Tossed five games with Marlins, getting hit with 0-1 record and 7.20 ERA (4ERx5.0 IP).
- Made MLB debut on June 3 at Philadelphia (1,1,1,0,0,0,0).
- Optioned back to Jacksonville on June 17, and finished the season with the Suns.

### 2012:

- Combined to see action in 33 games between Single-A Jupiter (24 G/13 GS) and Double-A Jacksonville (9 G/1 GS).
- Served as a starter during the first half for Jupiter, moved to the bullpen after one start in the second half.
- Went 1-5 with a 4.72 ERA (36ERx68.2IP) as a starter...posted 3.05 ERA (7ERx20.2IP) as a reliever.
- Recorded a 1.54 ERA (2ERx11.2IP) in the fifth inning...4.71 ERA (41ERx78.1IP) in all other innings.
- Ranked second on Hammerheads in innings pitched (89.1) and strikeouts (78).
- Played mainly as a reliever with Jacksonville...posted an 0-1 record with a 0.54 ERA (1ERx16.2IP) with 13 strikeouts.
- Called up for one start with Jacksonville on Apr. 15 at Pensacola (4.0,1,0,0,8,2)...logged eight of his nine appearances after promotion in August.
- Added to Marlins 40-man roster on Nov. 20.

### 2011:

- Spent entire season with Single-A Jupiter, recording 28 starts...posted 4-17 record with 6.63 ERA (94ERx127.2IP) with 101 strikeouts.
- Ranked first on team in starts, third in innings pitched and strikeouts.
- Went without a win from May 5-July 17...went 0-11 in that stretch with a 6.34 ERA (46ERx65.1IP).
- Recorded five or more strikeouts eight times, including three seven-strikeout performances.
- Longest outing of the year was an 8.0-inning performance on July 2 against Palm Beach (8.0,6,2,2,4,1 HR).
- Went 2-7 with a 4.61 ERA (35ERx68.1IP) in the first half...2-10 with a 8.95 ERA (59ERx59.1IP) in the 2nd half.
- Held left-handed batters to a .278 (37x133) average...right-handed batters hit .332 (130x392).
- Made four quality starts...on Apr. 20 at Palm Beach tossed 6.1 scoreless innings (6.1,4,0,0,1,7).

### 2010:

- Played with Single-A Greensboro all season, recording 25 starts...posted 3-9 record with a 4.37 ERA (57ERx117.1IP) and 108 strikeouts.
- Ranked second on Grasshoppers in starts, third in innings pitched, fourth in strikeouts.

FRONT OFFICE

CHENEY STADIUM

COACHES/STAFF

2015 RAINIERS

2014 SEASON REVIEW

OPPONENTS

HISTORY & RECORDS

MEDIA & MISC.

# OLMOS (CONTINUED)

## 2010 (continued):

- Pitched 6.0 or more innings four times, all quality starts...earned a no decision in each outing.
- Notched a career-high 10 strikeouts against Lakewood on Apr. 26 (4.0,6,3,2,3,10).
- Kept ERA below 4.35 in every month except August...4.32 (8ERx16.2IP) in April...4.34 (14ERx29.0IP) in May...1.59 (1ERx5.2IP) in June...3.52 (12ERx30.2IP) in July...6.20 (17ERx24.2IP) in August...4.22 (5ERx10.2IP) in September.

## 2009:

- Made only three appearances, significant time missed due to offseason shoulder surgery.
- Tossed two starts with GCL Marlins, allowing no earned runs through 5.0 innings with five strikeouts.
- Notched one start with short-season Jamestown (4.0,3,1,1,2,4).

## 2008:

- Made professional debut with GCL Marlins, making one start on July 12 against GCL Dodgers (1.2,2,0,0,0,5).

## Personal:

- Graduated from Birmingham (CA) High School.
- Runs triathlons in the offseason...finished 38th in the 2012 Beach Blast Triathlon.

# OLMOS' CAREER PLAYING RECORD

Year	Team	LG	W-L	ERA	G	GS	CG	SHO	SV	IP	H	R	ER	HR	HB	BB	SO	WP	BK
2008	GCL Marlins	GCL	0-0	0.00	1	1	0	0	0	1.2	2	0	0	0	1	0	5	0	0
2009	GCL Marlins	GCL	0-0	0.00	2	2	0	0	0	5.0	1	0	0	0	0	2	5	0	0
	Jamestown	NYP	0-0	2.25	1	1	0	0	0	4.0	3	1	1	0	0	2	4	1	0
2010	Greensboro	SAL	3-9	4.37	25	25	0	0	0	117.1	122	68	57	9	16	59	108	7	2
2011	Jupiter	FSL	4-17	6.63	28	28	0	0	0	127.2	167	110	94	13	10	81	101	16	2
2012	Jupiter	FSL	1-5	4.33	24	13	0	0	0	89.1	83	50	43	5	7	48	78	10	0
	Jacksonville	SOU	0-1	0.54	9	1	0	0	0	16.2	8	1	1	0	0	16	13	2	0
2013	MIAMI	NL	0-1	7.20	5	0	0	0	0	5.0	7	9	4	2	0	3	2	0	0
	Jacksonville	SOU	4-2	2.50	38	0	0	0	1	50.1	47	20	14	1	1	27	41	6	0
2014	Jacksonville	SOU	1-0	4.44	18	0	0	0	2	26.1	22	16	13	5	1	13	16	1	0
	New Orleans	PCL	2-3	3.86	33	0	0	0	1	51.1	49	24	22	4	2	17	44	2	0
<b>Minor Lg Totals</b>			<b>15-37</b>	<b>4.50</b>	<b>179</b>	<b>71</b>	<b>0</b>	<b>0</b>	<b>4</b>	<b>489.2</b>	<b>504</b>	<b>290</b>	<b>245</b>	<b>37</b>	<b>38</b>	<b>265</b>	<b>415</b>	<b>45</b>	<b>4</b>
<b>Major Lg Totals</b>			<b>0-1</b>	<b>7.20</b>	<b>5</b>	<b>0</b>	<b>0</b>	<b>0</b>	<b>0</b>	<b>5.0</b>	<b>7</b>	<b>9</b>	<b>4</b>	<b>2</b>	<b>0</b>	<b>3</b>	<b>2</b>	<b>0</b>	<b>0</b>

FRONT OFFICE

CHENEY STADIUM

COACHES/STAFF

2015 RAINIERS

2014 SEASON REVIEW

OPPONENTS

HISTORY & RECORDS

MEDIA & MISC.



# TYLER OLSON

## LHP

**BORN:** 10/02/1989 IN SPOKANE, WA  
**RESIDES:** SPOKANE, WA

**ACQUIRED:** SELECTED IN SEVENTH ROUND OF THE 2013 DRAFT.

<b>HEIGHT:</b> 6' 3"	<b>WEIGHT:</b> 195	<b>BATS:</b> LEFT	<b>THROWS:</b> LEFT	<b>AGE:</b> 25
-------------------------	-----------------------	----------------------	------------------------	-------------------

AS OF OPENING DAY 2015

### OLSON'S CAREER SUMMARY

#### 2014:

- Combined to go 12-8 with a 3.46 ERA (57ERx148.1IP) and 127 strikeouts between 27 starts with Advanced-A High Desert (5 G/GS) and Double-A Jackson (22 G/GS).
- Led all Mariners minor leaguers in wins, innings pitched, and strikeouts.
- Began year with High Desert, making five starts and going 2-1 with a 3.13 ERA (8ERx23.0IP) with 27 K.
- Limited left-handed batters to a .200 (5x25) average...right-handed batters hit .250 (16x64).
- Promoted to Jackson on May 1...made 22 starts for a 10-7 record with a 3.52 ERA (49ERx125.1IP) with 100 strikeouts.
- Became first pitcher to win 10 games for Jackson since J.R. Mathes went 10-8 in 2006.
- Closed out season with a 7-2 record and 2.15 ERA (13ERx54.1IP) over final nine starts of the year.
- Went a season-high 8.0 innings to get the win on June 5 at Birmingham (8.0,5,3,3,1,4).
- Tossed a 7.0-inning complete game on Aug. 13 against Birmingham, earning the win (7.0,7,1,1,1,4).
- Went 5-1 with a 1.18 ERA (5ERx38.0IP) in six August starts.
- Shut down left-handed batters, allowing an average against of .207 (23x111)...right-handed batters hit .275 (103x374).

#### 2013:

- Began professional career with short-season Everett (18 G/8GS)...posted 2-4 record and 1 save with a 4.33 ERA (26ERx54.0IP) and 48 strikeouts.
- Made MiLB debut in a start against Tri-Cities on June 17 (3.0,2,2,2,2,5).
- Earned first professional win following complete-game shutout at Eugene on July 10 (9.0,1,0,0,1,10)...10 strikeouts is tied for a career high.
- Named Northwest League Pitcher of the Week for the week of July 8-14.
- Began season in the AquaSox rotation, going 1-3 with a 4.20 ERA (19ERx40.2IP)...moved to bullpen and went 1-1 with a 4.73 ERA (7ERx13.1IP).

#### Personal:

- Tyler Ray Olson.
- Graduated from University (WA) High School in 2008.
- Originally drafted by Oakland in the 17th round of 2012 draft, but did not sign.
- Played at Gonzaga University...named 2013 West Coast Conference Pitcher of the Year and WCC Pitcher of the Month for April 2013.

### OLSON'S CAREER PLAYING RECORD

Year	Team	LG	W-L	ERA	G	GS	CG	SHO	SV	IP	H	R	ER	HR	HB	BB	SO	WP	BK
2013	Everett	NOR	2-4	4.33	18	8	1	1	1	54.0	61	33	26	1	3	20	48	6	0
2014	High Desert	CAL	2-1	3.13	5	5	0	0	0	23.0	21	8	8	0	1	10	27	2	0
	Jackson	SOU	10-7	3.52	22	22	1	0	0	125.1	126	55	49	8	7	25	100	2	0
<b>Minor Lg Totals</b>			<b>14-12</b>	<b>3.69</b>	<b>45</b>	<b>35</b>	<b>2</b>	<b>1</b>	<b>1</b>	<b>202.1</b>	<b>208</b>	<b>96</b>	<b>83</b>	<b>9</b>	<b>11</b>	<b>55</b>	<b>175</b>	<b>10</b>	<b>0</b>

FRONT OFFICE

CHENEY STADIUM

COACHES/STAFF

2015 RAINIERS

2014 SEASON REVIEW

OPPONENTS

HISTORY & RECORDS

MEDIA & MISC.



# SHAWN O'MALLEY

# INF

**BORN:** 12/28/1987 IN RICHLAND, WA  
**RESIDES:** CUTHBERT, GA

**ACQUIRED:** SIGNED TO MINOR LEAGUE CONTRACT ON JAN. 22, 2015.

**DRAFTED:** SELECTED BY TAMPA BAY IN THE FIFTH ROUND OF THE 2006 DRAFT.

HEIGHT:	WEIGHT:	BATS:	THROWS:	AGE:
5' 11"	175	SWITCH	RIGHT	27

AS OF OPENING DAY 2015

## O'MALLEY'S CAREER SUMMARY

### 2014:

- Spent majority of season with Triple-A Salt Lake (89 G)...also spent time with Double-A Arkansas (11 G), rookie-level AZL Angels (3 G, rehab assignment), and Los Angeles (AL) (11 G).
- Signed minor league deal with the Angels prior to the season.
- Opened first season in the Angels system with Arkansas...hit .188/.308/.250 (6x32) with 3 R, 1 3B, 5 RBI, 6 BB, 1 SB.
- Appeared in first game of the season on Apr. 3 against Midland, went 2-for-5 with 1 run, 1 3B, 3 RBI, 1 BB.
- Promoted to Salt Lake on Apr. 16...hit .330/.411/.475 (105x318) with 60 R, 19 2B, 9 3B, 3 HR, 38 RBI, 39 BB, 13 SB...career-high marks in hits, 2B, 3B, RBI.
- Ranked tied for first in 3B (9), third in BB (39), AVG (.330, minimum 100 AB) and SB (13), fourth in 2B (19).
- With RISP hit .361 (26x72) with 2 2B, 3 3B, 1 HR, 34 RBI, 14 BB.
- Placed on 7-day DL on Apr. 22, returned on May 3.
- Sent on rehab assignment to AZL Angels on June 29...in three games, hit .300 with 3 R, 1 3B, 1 HR, 4 RBI, 1 SB.
- Named to PCL All-Star team for performance with Salt Lake...logged one AB as a pinch hitter, went 0-for-1.
- Spent two stints (11 G) with Los Angeles (AL) (Sep. 1, Sep. 2-28)...hit .188/.188/.188 (3x16) with 3 R, 1 RBI, 2 SB.
- Made MLB debut on Sep. 7 against Minnesota...pinch hitting for Albert Pujols, recorded first career MLB hit off of Ryan Pressly, a single.
- Played mostly LF with the Angels despite playing majority of MiLB career at shortstop and 2nd base.

### 2013:

- Played final season in Tampa Bay organization with Double-A Montgomery Biscuits (91 G)...hit .262/.337/.364 (84x321) with 53 R, 12 2B, 6 3B, 3 HR, 32 RBI, 32 BB, 24 SB.
- Recorded 24 multi-hit games, including three three-hit games...five multi-RBI games (all two RBI).
- Placed on 7-day DL on June 20...activated from DL on July 18.
- Season-high five-game hitting streak from May 27-31...hit .455 (10x22) with 1 RBI, 3 BB, 2 SB.
- In doubleheader against Jacksonville on Apr. 12 went 3-for-6 with 2 R, 2 2B, 1 RBI, 1 BB.

### 2012:

- Opened season with Triple-A Durham (67 G)...hit .245/.304/.310 (53x216) with 32 R, 4 2B, 2 3B, 2 HR, 18 RBI, 17 BB, 11 SB.
- Recorded 12 multi-hit games, including five three-hit games...four multi-RBI games (all two RBI).
- On June 25 against Buffalo, went 3-for-5 with 2 R, 1 2B, 1 3B, 2 RBI in 14-10 loss.
- Hit .295 against left-handed pitchers (26x88)...went .211 against right-handed pitchers (27x128).
- Optioned to Double-A Montgomery on July 22...in 35 games, hit .231/.333/.306 (28x121) with 22 R, 3 2B, 3 3B, 5 RBI, 17 BB, 7 SB.
- Put together six multi-hit games, including one three-hit game on Aug. 12 against Jackson.

### 2011:

- Played 6th professional season with Double-A Montgomery (79 G)...hit .276/.369/.344 (85x308) with 55 R, 8 2B, 5 3B, 1 HR, 23 RBI, 42 BB, 24 SB.
- Opened the season on the 7-day disabled list...activated on May 16...went 1-for-4 with 2 R, 2 BB in his 1st game of the year (May 16 against Birmingham).
- In the first inning of games, went 26-for-70 (.371 AVG) with 1 2B, 3 3B, 8 BB.
- Recorded 22 multi-hit games, including one four-hit game on May 25 against Jacksonville...three multi-RBI games, including one four-RBI game on June 30 against Mobile.
- Season-high six-game hitting streak came June 3-10...hit .276 (8x29) with 1 RBI, 2 SB.
- Hit HR against Mississippi on Aug. 21...first HR in over two years (last: July 18, 2009 while with Single -A Charlotte).

### 2010:

- Spent majority of the season with Double-A Montgomery (44 G)...hit .181/.289/.229 (26x144) with 18 R, 1 2B, 3 3B, 7 RBI, 16 BB, 9 SB.
- Placed on 7-day DL on Apr. 24...rehab assignment with rookie-level GCL Rays (2 G, .375 AVG, 1 RBI, 2 SB)...rehab assignment with Advanced-A Charlotte (8 G, .320 AVG, 2 2B, 3 RBI, 4 BB, 4 SB).

FRONT OFFICE

CHENEY STADIUM

COACHES/STAFF

2015 RAINIERS

2014 SEASON REVIEW

OPPONENTS

HISTORY & RECORDS

MEDIA & MISC.

# O'MALLEY (CONTINUED)

## 2010 (continued):

- Activated from DL by Biscuits on July 4...placed back on 7-day DL on Aug. 4...activated from DL on Aug. 18.
- Notched four multi-hit games with Biscuits, including one three-hit game against Mobile on Apr. 11 (3x4 R, RBI, BB, 2 SB)...no multi-RBI games.

## 2009:

- Played entire season for Advanced-A Charlotte (103 G)...hit .268/.388/.311 (98x366) with 73 R, 9 2B, 2 3B, 1 HR, 27 RBI, 58 BB, 40 SB.
- Posted career-high marks in games, walks, and stolen bases.
- Recorded 26 multi-hit games, including four three-hit games and one four-hit game on Apr. 22 against Sarasota (went 4x5 with 3 R, 1 2B, 1 3B, 1 RBI)...three multi-RBI games, including one three-RBI game on Apr. 16 against St. Lucie.
- Hit only HR of the season on July 18 against Lakeland...1st HR in just under two years (last: Aug. 23, 2006 in rookie season while playing with rookie-level Princeton).
- Stole multiple bases in eight games, two SB in each game...caught stealing twice on July 5 against Sarasota.
- Led Stone Crabs in SB (40), hits (98), and BB (58).

## 2008:

- Spent third professional season with Single-A Columbus (91 G)...hit .237/.325/.296 (79x334) with 48 R, 14 2B, 3 3B, 23 RBI, 34 BB, 28 SB.
- Hit .313 when leading off an inning (21x67, 2 2B, 3B, 5 BB).
- Opened season with a season-high eight-game hitting streak May 3-13...went 9x35 (.257 AVG) with 1 2B, 4 RBI, 1 BB, 2 SB.
- Recorded 16 multi-hit games, including two three-hit games...four multi-RBI games (all two RBI).

## 2007:

- Played with short-season Hudson Valley (48 G)...hit .242/.344/.329 (39x161) with 21 R, 6 2B, 4 3B, 10 RBI, 20 BB, 12 SB.
- Mashed left-handed pitching to the tune of a .298 AVG (14x47) with 2 2B, 2 3B, 5 RBI, 4 BB.
- Posted 12 multi-hit games, including two three-hit games...two multi-RBI games (both two-RBI).

## 2006:

- Spent first professional season with rookie-level Princeton (50 G)...hit .213/.310/.269 (34x160) with 28 R, 4 2B, 1 3B, 1 HR, 10 RBI, 16 BB, 10 SB.
- Went 2-for-4 with 1 SB in professional debut (June 21 against Pulaski).
- Notched first career RBI on June 22 against Pulaski.
- Belted first professional HR on Aug. 23 against Elizabethton (5th inning, Brandon McConnell).
- Recorded seven multi-hit games, including one three-hit game on July 25 against Greeneville...two multi-RBI games (both two-RBI).

## Personal:

- Shawn Michael O'Malley.
- Attended Southridge High School in Kennewick, WA.
- Committed to play for Washington State University (Go Cougs!) before signing with Rays.
- Hit over .500 without committing an error as a high school junior on the way to Big Nine Conference Player of the Year honors.
- First-Team All-State in football as a wide receiver, defensive back, and kick returner.

# O'MALLEY'S CAREER PLAYING RECORD

Year	Team	LG	AVG	G	AB	R	H	2B	3B	HR	RBI	BB	SO	SB	CS	OBP	SLG	SF	SAC	HP	
2006	Princeton	APP	.213	50	160	28	34	4	1	1	10	16	38	10	3	.310	.269	1	5	7	
2007	Hudson Valley	NYP	.242	48	161	21	39	6	4	0	10	20	40	12	3	.344	.329	0	7	5	
2008	Columbus	SAL	.237	91	334	48	79	14	3	0	23	34	77	28	14	.325	.296	2	8	11	
2009	Charlotte	FSL	.268	103	366	73	98	9	2	1	27	58	80	40	14	.388	.311	2	6	15	
2010	GCL Rays	GCL	.375	2	8	1	3	0	0	0	1	0	2	0	2	.400	.375	1	0	1	
	Charlotte	FSL	.320	8	25	8	8	2	2	0	3	4	2	4	0	.469	.560	0	2	3	
	Montgomery	SOU	.181	44	144	18	26	1	3	0	7	16	32	9	1	.289	.229	0	3	6	
2011	Montgomery	SOU	.276	79	308	55	85	8	5	1	23	42	58	24	13	.369	.344	1	7	4	
2012	Durham	INT	.245	67	216	32	53	4	2	2	18	17	49	11	1	.304	.310	4	7	3	
	Montgomery	SOU	.231	35	121	22	28	3	3	0	5	17	24	7	3	.333	.306	1	3	2	
2013	Montgomery	SOU	.262	91	321	53	84	12	6	3	32	32	60	24	3	.337	.364	3	11	6	
2014	Arkansas	TEX	.188	11	32	3	6	0	1	0	5	6	8	1	0	.308	.250	1	1	0	
	AZL Angels	AZL	.300	3	10	3	3	0	1	1	4	1	4	1	0	.364	.800	0	1	0	
	Salt Lake	PCL	.330	89	318	60	105	19	9	3	38	39	44	13	4	.411	.475	3	9	7	
	LAA	AL	.188	11	16	3	3	0	0	0	1	0	8	2	0	.188	.188	0	0	0	
<b>Minor Lg Totals</b>				<b>.258</b>	<b>721</b>	<b>2524</b>	<b>425</b>	<b>651</b>	<b>82</b>	<b>42</b>	<b>12</b>	<b>206</b>	<b>302</b>	<b>516</b>	<b>186</b>	<b>69</b>	<b>.351</b>	<b>.338</b>	<b>19</b>	<b>70</b>	<b>70</b>
<b>Major Lg Totals</b>				<b>.188</b>	<b>11</b>	<b>16</b>	<b>3</b>	<b>3</b>	<b>0</b>	<b>0</b>	<b>0</b>	<b>1</b>	<b>0</b>	<b>8</b>	<b>2</b>	<b>0</b>	<b>.188</b>	<b>.188</b>	<b>0</b>	<b>0</b>	<b>0</b>

FRONT OFFICE

CHENEY STADIUM

COACHES/STAFF

2015 RAINIERS

2014 SEASON REVIEW

OPPONENTS

HISTORY & RECORDS

MEDIA & MISC.



# DANIEL PAOLINI

## IF/OF

**BORN:** 10/11/1989 IN BRIDGEPORT, CT  
**RESIDES:** STRATFORD, CT

**ACQUIRED:** SELECTED IN THE 10TH ROUND OF THE 2011 DRAFT.

HEIGHT:	WEIGHT:	BATS:	THROWS:	AGE:
6' 0"	195	RIGHT	RIGHT	25

AS OF OPENING DAY 2015

## PAOLINI'S CAREER SUMMARY

### 2014:

- Spent first full season with Double-A Jackson (116 G)...hit .268/.360/.451 (110x410) with 58 R, 34 2B, 1 3B, 13 HR, 65 RBI, 56 BB, 3 SB...posted a career high mark in 2B.
- Recorded 26 multi-hit games, including three career-high four-hit games...14 multi-RBI games, including one four-RBI game on May 10 against Tennessee.
- Recorded a double in his first three games of the year, and in six of the first eight games.
- Led the Generals in doubles (34, next closest Ketel Marte with 27), tied for 1st in HR (13, tied with D.J. Peterson), 1st in BB (56), 2nd in RBI (65), 4th in hits (110).
- Struck for a hit in 18 of 19 games between May 16 and June 7, raising his batting average from .240 to .289...hit .355 (27x76) over that period with 9 R, 8 2B, 2 3B, 2 HR, 15 RBI, 7 BB.
- Hit .283/.379/.472 (36x127) with RISP with 10 2B, 1 3B, 4 HR, 51 RBI, 21 BB.
- Logged strong middle inning performances...hit .365/.375/.615 (19-52) in the 5th inning and .310/.453/500 (13x42) in the 6th inning.
- Belted a grand slam on May 10 against Tennessee (2nd inning, Ivan Pinedyro).

### 2013:

- Began season with Advanced-A High Desert...in 92 games, hit .284/.394/.521 (95x334) with 62 R, 21 2B, 2 3B, 18 HR, 69 RBI, 57 BB, 2 SB...career high mark in BB.
- Ranked second on Mavericks in home runs (18, ties career high), RBI, and BB, third in OBP (.394)...third in California League in slugging percentage (.521).
- Recorded 27 multi-hit games, including four three-hit games...20 multi-RBI games, including one five-RBI game (ties career high).
- Hit .349/.453/.642 (37x106) with RISP with 10 2B, 7 HR, 54 RBI, 23 BB.
- Reached base safely in 21 of 23 games played in April...hit .345/.453/.571 in the opening month of the season.
- Between two games on July 19-20 he went 5-for-8 with 3 R, 2 2B, 2 HR, 5 RBI.
- Promoted to Double-A Jackson on July 23...made first start with Generals on July 23 against Chattanooga (0x5).
- Notched first Double-A hit in third game with Jackson on July 25 against Chattanooga...(1x2, 2 R, 3B, 3 BB).
- In 31 games with Jackson, hit .165/.289/.233 (17x103) with 6 R, 5 2B, 1 3B, 4 RBI, 18 BB.
- Began playing in the outfield for the 1st time in his professional career...played 40 games at 1st base, 29 games as designated hitter, 26 games in left field with High Desert...played 1st base for 12 games, designated hitter for nine games, and left field for nine games with Jackson.

### 2012:

- Spent entire season (111 G) with Single-A Clinton LumberKings...hit .299/.376/.493 (125x418) with 68 R, 27 2B, 18 HR, 73 RBI, 49 BB, 5 SB...career high marks in hits, RBI...tied career high marks in HR, SB.
- Spent majority of the season at 1st base (59 G), but also spent significant time at 2nd base (30 G) and DH (24 G).
- Recorded 34 multi-hit games, including 11 three-hit games...21 multi-RBI games, including three four-RBI games and one five-RBI game (ties career high).
- Closed out the year with a season-high 11-game hitting streak from Aug. 22 - Sep. 3...went 21x46 (.457 AVG) with 12 R, 3 2B, 6 HR, 15 RBI, 5 BB.
- Led LumberKings in HR (18) and RBI (73), tied for first in 2B (27), second in hits (125) and BB (49), third in batting average (.299).
- Ranked fifth in Midwest League in batting average (.299) and slugging percentage (.493), fourth in HR (18).

### 2011:

- Played first professional season with rookie-level Pulaski (61 G)...hit .284/.378/.463 (62x218) with 32 R, 17 2B, 5 3B, 4 HR, 26 RBI, 27 BB, 5 SB.
- Played majority of the season at second base (59 G)...played two games at designated hitter.
- Recorded 18 multi-hit games, including four three-hit games...eight multi-RBI games, including one three-RBI game on Aug. 3 against Burlington (went 3x5 with two R, two 2B).
- Made professional debut on June 21 against Danville (2x2).
- Sent out first professional HR on July 1 against Johnson City (2x4, R, 2 RBI).

FRONT OFFICE

CHENEY STADIUM

COACHES/STAFF

2015 RAINIERS

2014 SEASON REVIEW

OPPONENTS

HISTORY & RECORDS

MEDIA & MISC.



## PAOLINI (CONTINUED)

**Personal:**

- Daniel Peter Paolini.
- Graduated from Bunnell (CT) High School in 2008
- Attended Sienna College from 2009-11...named MAAC Player of the Year in 2010 and 2011.

## PAOLINI (CONTINUED)

Year	Team	LG	AVG	G	AB	R	H	2B	3B	HR	RBI	BB	SO	SB	CS	OBP	SLG	SF	SAC	HP	
2011	Pulaski	APP	.284	61	218	32	62	17	5	4	26	27	53	5	2	.378	.463	2	0	7	
2012	Clinton	MID	.299	111	418	68	125	27	0	18	73	49	63	5	2	.376	.493	1	2	3	
2013	High Desert	CAL	.284	92	334	62	95	21	2	18	69	57	56	2	2	.394	.521	7	1	8	
	Jackson	SOU	.165	31	103	6	17	5	1	0	4	18	24	1	2	.289	.233	0	1	0	
2014	Jackson	SOU	.268	116	410	58	110	34	1	13	65	56	75	3	2	.360	.451	4	1	5	
<b>Minor Lg Totals</b>				<b>.276</b>	<b>411</b>	<b>1483</b>	<b>226</b>	<b>409</b>	<b>104</b>	<b>9</b>	<b>53</b>	<b>237</b>	<b>207</b>	<b>271</b>	<b>16</b>	<b>10</b>	<b>.370</b>	<b>.465</b>	<b>14</b>	<b>5</b>	<b>23</b>

FRONT  
OFFICE

CHENEY  
STADIUM

COACHES/  
STAFF

2015  
RAINIERS

2014 SEASON  
REVIEW

OPPONENTS

HISTORY &  
RECORDS

MEDIA &  
MISC.



# RAFAEL PEREZ

## LHP

**BORN:** 05/15/1982 IN SANTO DOMINGO, DR  
**RESIDES:** SANTO DOMINGO, DR

**ACQUIRED:** SIGNED AS A MINOR LEAGUE FREE AGENT ON FEB. 12, 2015.

HEIGHT:	WEIGHT:	BATS:	THROWS:	AGE:
6' 3"	195	LEFT	LEFT	32

AS OF OPENING DAY 2015

### PEREZ'S CAREER SUMMARY

#### 2014:

- Spent time with three organizations, playing for Triple-A Round Rock (Texas, Apr. 4-16), Rojas del Aguila de Veracruz (Mexican League, May 11-July 4), and Triple-A Indianapolis (Pittsburgh, July 12-Sep. 1).
- Combined to finish the year 6-7 with a 2.87 ERA (33ERx103.1IP) and 80 strikeouts.
- Began the year with Round Rock...went 0-1 in four relief appearances with a 7.36 ERA (3ERx3.2IP) and four strikeouts.
- Released by Rangers on Apr. 17...signed with Veracruz.
- Made first appearance with Veracruz on May 11...went 3-5 with a 3.92 ERA (19ERx43.2IP) and 42 strikeouts.
- Signed as minor league free agent with Pittsburgh on July 12, assigned to Triple -A Indianapolis...went 3-1 with a 1.77 ERA (11ERx56.0IP) and 34 strikeouts.
- Granted free agency by Pittsburgh on Nov. 4.
- Spanning the year, as a reliever, went 0-1 with a 2.19 ERA (3ERx12.1IP)...in total for the year as a starter, went 6-6 with a 2.97 ERA (30ERx91.0IP).

#### 2013:

- Combined to go 3-2 with 6 saves and a 2.60 ERA (10ERx34.2IP) in time with Triple-A Rochester and Double-A Portland.
- Agreed to terms with his second team in 13 years when he signed as a minor league free agent with Minnesota on Feb. 14.
- Assigned to Triple-A Rochester...made four relief appearances with Red Wings...went 1-0 with a 2.25 ERA (1ERx4.0IP) and 2 strikeouts.
- Release by Minnesota on May 17...signed by Boston...assigned to Double-A Portland.
- Pitched for Cibao of the Dominican Winter League, earning a 1.69 ERA in 21 regular season games and a 2.31 ERA in 9 playoff appearances.

#### 2012:

- Made eight relief appearances with Cleveland to begin the season...went 1-0 with a 3.52 ERA (3ERx7.2IP).
- Placed on the DL, then shut down on Apr. 26 with a strained left lat.
- Sent to Double-A Akron on rehab assignment...made three relief appearances in July before being shuttered again, this time with left shoulder fatigue.
- Continued rehab with Triple-A Columbus...cut short with a sprained right ankle.
- Underwent an arthroscopic debridement of left shoulder on Sep. 26, ending his season...surgery performed by Dr. Craig Morgan at the Morgan Kalman Clinic in Wilmington, DE.

#### 2011:

- Spent entire year with Cleveland, making 71 relief appearances...went 5-2 with a 3.00 ERA (21ERx63.0IP) and 33 strikeouts.
- Finished the year tied for 2nd in the American League in appearances and tied for 10th in relief wins.
- Held left-handed batters to a .237 (28x118) average...right-handed batters hit .270 (31x115).
- Allowed only seven of 44 (15.9%) inherited base runners to score.
- Posted 3-1 record and 1.91 ERA (8ERx37.2IP) before the All-Star break...went 2-1 with a 4.62 ERA (13ERx25.1IP) after the break.
- Held opponents scoreless in 57 of 71 (80%) appearances.

#### 2010:

- Played a full season with Cleveland, going 6-1 in 70 relief appearances with a 3.25 ERA (22ERx61.0IP) and 36 strikeouts.
- Did not allow an earned run across 10.2 innings in 13 June appearances.
- Went 5-1 with a 2.40 ERA (8ERx30.0IP) after the all-star break...1-0 with a 4.06 ERA (14ERx31.0IP) before the break.
- Held opponents scoreless in 55 of 70 (79%) appearances.
- Ranked tied for 10th in the American League in appearances.

#### 2009:

- Divided time between Triple-A Columbus Clippers (16 G) and three stints with Cleveland (54 G)...combined to go 5-3 with a 5.30 ERA (41ERx69.2IP).
- While with Columbus, went 1-0 with three saves and a 0.83 ERA (2ERx21.2IP).
- In relief with the Indians went 4-3 with a 7.31 ERA (39ERx48.0IP).

FRONT OFFICE

CHENEY STADIUM

COACHES/STAFF

2015 RAINIERS

2014 SEASON REVIEW

OPPONENTS

HISTORY & RECORDS

MEDIA & MISC.

# PEREZ (CONTINUED)

## 2008:

- Played in a career-high relief appearances 73 with Cleveland...went 4-4 with 2 saves, a 3.54 ERA (30ERx76.1IP) and 86 strikeouts.
- Career-high marks in innings, strikeouts, and games finished (14).
- Ranked tied for sixth in the American League in appearances and relief innings, third in relief strikeouts and tied for third with a team-high 25 holds.
- Went 1-0 with a season-low 1.35 ERA in 15 May appearances.

## 2007:

- Appeared in 44 games over two stints with Cleveland...made eight appearances (7 GS) with Triple-A Buffalo...combined to go 5-6 with a 2.60 ERA (31ERx107.1IP).
- All 44 games with Cleveland in relief...went 1-2 with a 1.78 ERA (12ERx60.2IP)...called up to finish season on May 28.
- Notched career-best marks with Cleveland in ERA, WHIP (0.923), and SO/BB ratio (4.13).
- Finished the season among the best AL relievers in ERA (third), and opponent average (sixth, .187).
- Retired 40 of 44 1st batters, allowing a 1st batter average of .049 (2x41), the lowest mark in the league.

## 2006:

- Began the year as a starter with Double-A Akron (12 GS), converted to reliever and promoted to Triple-A Buffalo (13 G), followed by promotion to Cleveland (18 G).
- Went 4-5 with a 2.81 ERA (21ERx67.1IP) as a starter with Akron.
- Tossed complete-game, two-hit shutout against Altoona on June 1 (9.0,2,0,0,3,5).
- Moved to the bullpen upon promotion to Buffalo, went 0-3 with a 2.63 ERA (8ERx27.1IP) and 33 strikeouts.
- Held left-handed hitters in Buffalo to a .115 (3x26) average...right-handed batters hit .233 (17x73).
- Totaled 18 games with the Tribe after posting a 4.38 ERA (6ERx12.1IP) in his 1st MLB go-around...three stints with the big club from Apr. 20, June 9-July 17, Sep. 5-end of season.
- Made MLB debut on Apr. 20 at Baltimore (1.0,0,0,0,0,2).

## 2005:

- Split time between Single-A Kinston (14 GS) and Double-A Akron (15 G/8 GS)...combined 12 wins were tied for 3rd in the Indians organization.
- Went 8-5 in 14 starts with Kinston, posting a 3.36 ERA (29ERx77.2IP) with 48 strikeouts.
- Had a 4-0 record and 0.60 ERA (2ERx30.0IP) through 1st 5 starts.
- Promoted to Akron on June 27...mixed time in rotation and bullpen, going 4-3 with 1 save, a 1.76 ERA (13ERx66.2IP) and 46 strikeouts.

## 2004:

- Spent majority of the year with Single-A Lake County (23 G/22 GS)...made 1 start for Single-A Kinston.
- Combined to go 7-6 with a 5.11 ERA (68ERx119.2IP).
- Won six consecutive decisions June 11-Aug. 6...won seven of final eight decisions.

## 2003:

- Played sophomore campaign with rookie-level Burlington...appeared in 13 games (12 starts), going 9-3 with a 1.70 ERA (13ERx69.0IP).
- Named Appalachian League Player of the Year...led league in wins and ERA, 2nd in innings, 5th in strikeouts.

## 2002:

- Made 13 starts in professional debut for rookie-level DSL Indians...went 7-1 with a 0.96 ERA (8ERx75.1IP).
- Ranked 2nd in the league in wins.

## Personal:

- Rafael Jerome Perez.
- Wife, Cruz Aurora...two children.

# PEREZ'S CAREER PLAYING RECORD

Year	Team	LG	W-L	ERA	G	GS	CG	SHO	SV	IP	H	R	ER	HR	HB	BB	SO	WP	BK
2002	DSL Indians-2DSL		7-1	0.96	13	13	1	0	0	75.1	58	14	8	3	1	16	81	6	0
2003	Burlington	APP	9-3	1.70	13	12	0	0	0	69.0	56	23	13	1	5	16	63	4	0
2004	Lake County	SAL	7-6	4.85	23	22	0	0	0	115.0	121	75	62	9	8	47	99	12	3
	Kinston	CAR	0-0	11.57	1	1	0	0	0	4.2	10	6	6	1	0	2	3	0	0
2005	Kinston	CAR	8-5	3.36	14	14	0	0	0	77.2	54	33	29	6	2	32	48	7	0
	Akron	EAS	4-3	1.76	15	8	0	0	1	66.2	53	22	13	5	2	12	46	3	0
2006	Akron	EAS	4-5	2.81	12	12	1	1	0	67.1	53	25	21	3	3	22	53	7	0
	Buffalo	INT	0-3	2.63	13	0	0	0	0	27.1	20	11	8	0	2	8	33	6	0
	CLEVELAND	AL	0-0	4.38	18	0	0	0	0	12.1	10	6	6	2	0	6	15	4	1
2007	Buffalo	INT	3-3	3.66	8	7	0	0	0	46.2	53	27	19	3	1	11	31	2	0
	CLEVELAND	AL	1-2	1.78	44	0	0	0	1	60.2	41	15	12	5	0	15	62	4	0
2008	CLEVELAND	AL	4-4	3.54	73	0	0	0	2	76.1	67	32	30	8	2	23	86	3	0
2009	Columbus	INT	1-0	0.83	16	0	0	0	3	21.2	23	3	2	0	1	5	23	1	0
	CLEVELAND	AL	4-3	7.31	54	0	0	0	0	48.0	66	41	39	5	2	25	32	1	2
2010	CLEVELAND	AL	6-1	3.25	70	0	0	0	0	61.0	72	23	22	3	0	25	36	6	0
2011	CLEVELAND	AL	5-2	3.00	71	0	0	0	0	63.0	59	27	21	2	0	19	33	3	1
2012	CLEVELAND	AL	1-0	3.52	8	0	0	0	0	7.2	5	3	3	1	0	4	4	0	1
	Akron	EAS	0-0	0.00	3	1	0	0	0	4.0	2	0	0	0	0	0	0	0	0
	Columbus	INT	0-0	0.00	2	0	0	0	0	2.0	1	0	0	0	0	1	1	0	0
2013	Rochester	INT	1-0	2.25	4	0	0	0	0	4.0	2	1	1	1	0	3	2	0	0
	Portland	EAS	2-2	2.64	25	0	0	0	6	30.2	27	9	9	3	1	5	30	1	0
2014	Round Rock	PCL	0-1	7.36	4	0	0	0	0	3.2	4	3	3	1	0	0	4	0	0
	Rojos/Aguila	MEX	3-5	3.92	10	8	0	0	0	43.2	56	24	19	4	1	8	42	0	0
	Indianapolis	INT	3-1	1.77	10	8	0	0	0	56.0	56	15	11	2	2	12	34	1	0
<b>Mexican Lg Totals</b>			<b>3-5</b>	<b>3.92</b>	<b>10</b>	<b>8</b>	<b>0</b>	<b>0</b>	<b>0</b>	<b>43.2</b>	<b>56</b>	<b>24</b>	<b>19</b>	<b>4</b>	<b>1</b>	<b>8</b>	<b>42</b>	<b>0</b>	<b>0</b>
<b>Minor Lg Totals</b>			<b>49-33</b>	<b>2.75</b>	<b>176</b>	<b>98</b>	<b>2</b>	<b>1</b>	<b>10</b>	<b>671.2</b>	<b>593</b>	<b>267</b>	<b>205</b>	<b>38</b>	<b>28</b>	<b>192</b>	<b>551</b>	<b>50</b>	<b>3</b>
<b>Major Lg Totals</b>			<b>21-12</b>	<b>3.64</b>	<b>338</b>	<b>0</b>	<b>0</b>	<b>0</b>	<b>3</b>	<b>329.0</b>	<b>320</b>	<b>147</b>	<b>133</b>	<b>26</b>	<b>4</b>	<b>117</b>	<b>268</b>	<b>21</b>	<b>5</b>

FRONT OFFICE

CHENEY STADIUM

COACHES/STAFF

2015 RAINIERS

2014 SEASON REVIEW

OPPONENTS

HISTORY & RECORDS

MEDIA & MISC.



# D.J. PETERSON

## INF

**BORN:** 12/31/1991 IN CHANDLER, AZ  
**RESIDES:** GILBERT, AZ

**ACQUIRED:** SELECTED IN THE FIRST ROUND (12TH OVERALL) OF THE 2013 DRAFT.

**HEIGHT:** 6' 1"    **WEIGHT:** 210    **BATS:** RIGHT    **THROWS:** RIGHT    **AGE:** 23

AS OF OPENING DAY 2015

### PETERSON'S CAREER SUMMARY

#### 2014:

- Combined to hit .297 with 83 R, 31 2B, 1 3B, 31 HR, 111 RBI, 22 BB, 7 SB between Advanced-A High Desert (65 G) and Double-A Jackson (58 G).
- 111 RBI was second most by any MiLB player in 2014...one of five MiLB players to record 100-plus RBI and 30-plus HR (111/31) in 2014.
- Opened sophomore professional campaign with Mavericks...hit .326/.381/.615 (89x273) with 51 R, 23 2B, 1 3B, 18 HR, 73 RBI, 23 BB, 6 SB...career-high performances in batting average, hits, 2B, HR, RBI, BB, SB.
- Ranked third on Mavericks in HR, fourth in RBI, fifth in batting average, tied for fourth in 2B.
- Named California League Player of the Week twice...week ending June 1 (14x30, .467 AVG, 6 2B, 2 HR, 7 RBI, 3 BB)...week ending June 22 (8x15, .533 AVG, 4 2B, 2 HR, 7 RBI, 4 BB).
- Hit two HR (one grand slam) against Bakersfield on May 23 (2x4, 2 R, 5 RBI)...5 RBI ties career high.
- Promoted to Generals on June 24...hit .261/.335/.473 (58x222) with 32 R, 8 2B, 13 HR, 38 RBI, 22 BB, 1 SB.
- Delivered walk-off single to win Game 1 of a doubleheader against Birmingham on Aug. 13...went 2-for-7 with 1 run, 1 HR, 4 RBI in doubleheader.
- Ranked No. 2 prospect in Seattle organization by *Baseball America* prior to 2014 season.
- Named Seattle MiLB Co-Player of the Year for 2014

#### 2013:

- Began career with short-season Everett (29 G)...hit .312/.382/.532 (34x109) with 20 R, 6 2B, 6 HR, 27 RBI, 13 BB.
- Made professional debut on June 19 against Tri-City (0x3, BB).
- Recorded first professional hit in his second game (June 21 against Hillsboro)...went 2-for-5, R, 2B, RBI, BB.
- Tied for first on AquaSox in HR (6) despite playing only 29 games (other two players with six HR played in 56 G, 61 G), fourth in RBI (27).
- Recorded nine multi-hit games, including one four-hit game on July 4 against Salem-Keizer (4x6, R, 2B)...recorded eight multi-RBI games, including two four-RBI games.
- Belted two grand slams while with Everett...June 23 against Hillsboro (5th inning, Jose Martinez)...June 28 against Spokane (7th inning, Abel De Los Santos).
- Named a Northwest League Mid-Season All-Star for his performance with Everett.
- Promoted to Single-A Clinton (26 G) on July 24...hit .293/.346/.576 (29x99) with 16 R, 5 2B, 1 3B, 7 HR, 20 RBI, 7 BB, 1 SB.
- Recorded seven multi-hit games, including four three-hit games...five multi-RBI games, including one four-RBI game.
- Smacked third grand slam of the season on Aug. 7 against Quad Cities (7th inning, Gerardo Sanchez).
- Named Midwest League Player of the Week for the week ending Aug. 12...went 12x28 (.429 AVG) with 1 2B, 3 HR [one grand slam], 6 RBI, 2 BB.
- Hit .323 with RISP (10x31 with 2 2B, 1 HR, 13 RBI, 4 BB).
- Placed on 7-Day DL with left ankle contusion on Aug. 23, ending his rookie season.

#### Personal:

- Douglas Anthony Peterson.
- Graduated from Gilbert (AZ) High School in 2010...originally drafted by Seattle in 33rd round of 2010 draft but did not sign.
- Attended University of New Mexico from 2011-13...named 2012 and 2013 Mountain West Male Athlete of the Year...won MW Triple Crown in 2012 and 2013.
- Ranked No. 2 prospect and Best Power Hitter in Seattle organization by *Baseball America* prior to 2015 season...named top prospect in Southern League and California League by *Baseball America*.
- Named MiLB.com Organization All-Star in both 2013 and 2014.

### PETERSON'S CAREER PLAYING RECORD

Year	Team	LG	AVG	G	AB	R	H	2B	3B	HR	RBI	BB	SO	SB	CS	OBP	SLG	SF	SAC	HP
2013	Everett	NOR	.312	29	109	20	34	6	0	6	27	13	18	0	1	.382	.532	1	0	0
	Clinton	MID	.293	26	99	16	29	5	1	7	20	7	24	1	0	.346	.576	0	0	1
2014	High Desert	CAL	.326	65	273	51	89	23	1	18	73	23	65	6	0	.381	.615	1	0	2
	Jackson	SOU	.261	58	222	32	58	8	0	13	38	22	51	1	1	.335	.473	1	0	3
<b>Minor Lg Totals</b>			<b>.299</b>	<b>178</b>	<b>703</b>	<b>119</b>	<b>210</b>	<b>42</b>	<b>2</b>	<b>44</b>	<b>158</b>	<b>65</b>	<b>158</b>	<b>8</b>	<b>2</b>	<b>.362</b>	<b>.552</b>	<b>3</b>	<b>0</b>	<b>6</b>

FRONT OFFICE

CHENEY STADIUM

COACHES/STAFF

2015 RAINIERS

2014 SEASON REVIEW

OPPONENTS

HISTORY & RECORDS

MEDIA & MISC.



# JORDAN PRIES

## RHP

**BORN:** 01/27/1990 IN ALAMEDA, CA  
**RESIDES:** GARDNERVILLE, NV

**ACQUIRED:** SELECTED IN 30TH ROUND OF 2011 DRAFT.

HEIGHT:	WEIGHT:	BATS:	THROWS:	AGE:
6' 0"	190	RIGHT	RIGHT	25

AS OF OPENING DAY 2015

### PRIES' CAREER SUMMARY

#### 2014:

- Opened season with Double-A Jackson (2 GS)...promoted to Tacoma on Apr. 19...spent remainder of season with Tacoma (25 G, 24 GS).
- In two starts with the Generals recorded a 1-0 record with a 1.50 ERA (3ERx12.0IP)...won 1st start of the season following 6.0 innings of scoreless, one-hit work on Apr. 7 against Chattanooga (6.0,1,0,0,0,1).
- Promoted to Tacoma on Apr. 19...made 1st career Triple-A appearance on Apr. 20 against Sacramento, earned a no-decision (6.0,1,0,0,2,2).
- Earned 1st Triple-A win on Apr. 30 against Sacramento (6.0,2,0,0,3,6).
- Led Tacoma in wins (9), starts (24), innings pitched (142.0), and strikeouts (111)...led all Mariners minor league pitchers in innings (142.0), and ranked 2nd in strikeouts (111).
- Went 6.0 innings or more in 16 starts...including 15 quality starts.
- Struck out six or more in eight appearances, including one eight-strikeout performance on June 1 against El Paso and three seven-strikeout performances.
- Final appearance of the season came in relief against Fresno on Sep. 1 (0.2,6,6,6,1,1 HR).
- Named Mariners Minor League Co-Starting Pitcher of the Year...named MiLB.com Organization All-Star.

#### 2013:

- Spent entire season with Advanced-A High Desert (24 G/23 GS).
- Led Mavericks in wins (8) and innings pitched (124.2)...second on team in strikeouts (104), tied for first in starts (23).
- Earned first career Advanced-A win on Apr. 21 at Rancho Cucamonga (6.0,3,2,2,2,8).
- Tossed 6.0 innings or more in seven starts...including six quality starts.
- First appearance of season came in relief on Apr. 5 at Lancaster (3.0,1,0,0,0,2)...one of only eight career relief appearances.
- Placed on disabled list on Aug. 18 with a left forearm contusion, ending his season.

#### 2012:

- Opened season with rookie-level AZL Mariners (3 GS)...finished season with Single-A Clinton LumberKings (7 GS).
- Posted a 0-0 record with 0.75 ERA (1ERx12.0IP) with AZL Mariners...recorded 18 strikeouts.
- Tossed 5.0 innings allowing no runs on three hits in final start with AZL Mariners on July 3 against AZL Indians...eight strikeouts (5.0,3,0,0,0,8).
- Logged a 4-0 record with 3.49 ERA (15ERx38.2IP) in seven starts with Clinton...allowed 27 hits with 33 strikeouts.
- Recorded first career Single-A win on July 14 against South Bend (6.1,4,2,2,1,3).
- Won three consecutive starts on Aug. 15 (5.0 IP), Aug. 20 (5.0 IP), Aug. 25 (5.2 IP)...5.17 ERA (9ERx15.2IP) with nine strikeouts.

#### 2011:

- Spent rookie season with short-season Everett (12 G/6 GS)...4-3 record with a 3.71 ERA (21ERx51.0IP).
- Tied for second on team in wins (4), fourth in innings pitched (51.0), fifth in strikeouts (46).
- Made professional debut in relief on July 2 at Salem-Keizer (2.2,1,1,0,2,3).
- Earned first professional win on July 28 against Boise, appearing in relief (4.1,0,0,0,3,6).
- Logged first professional start on Aug. 3 at Yakima, suffered the loss (5.0,6,4,4,0,1,1 HR).
- Won First start on Aug. 9 against Vancouver (5.0,5,1,1,1,5,1 HR).
- Struck out a season-high 8 on Aug. 21 against Eugene (5.1,3,2,2,2,8).

#### Personal:

- Jordan Thomas Pries (preez).
- Graduated from Alameda (CA) High School on 2008...played for Stanford from 2009-2011.
- Great uncle, Don "Ducky" Pries, is credited with starting the Major League Scouting Bureau following a professional career in the Boston Red Sox organization.
- Grandfather, Bud Daley, was a left-handed pitcher who enjoyed a 10-year MLB career with Cleveland Indians, Kansas City Athletics and New York Yankees from 1955-64...Daly was a two-time AL All-Star (1959-60) and won a pair of World Series titles with the Yankees (1961-62).

FRONT OFFICE

CHENEY STADIUM

COACHES/STAFF

2015 RAINIERS

2014 SEASON REVIEW

OPPONENTS

HISTORY & RECORDS

MEDIA & MISC.

## PRIES' CAREER PLAYING RECORD

Year	Team	LG	W-L	ERA	G	GS	CG	SHO	SV	IP	H	R	ER	HR	HB	BB	SO	WP	BK
2011	Everett	NOR	4-3	3.71	12	6	0	0	0	51.0	46	27	21	4	7	13	46	3	0
2012	AZL Mariners	AZL	0-0	0.75	3	3	0	0	0	12.0	5	1	1	0	0	3	18	1	0
	Clinton	MID	4-0	3.49	7	7	0	0	0	38.2	27	16	15	2	2	7	33	2	0
2013	High Desert	CAL	8-6	5.13	24	23	0	0	0	124.2	129	77	71	14	12	40	104	7	2
2014	Jackson	SOU	1-0	1.50	2	2	0	0	0	12.0	3	2	2	2	1	0	9	0	0
	Tacoma	PCL	9-8	4.06	25	24	0	0	0	142.0	135	66	64	14	9	53	111	8	2
<b>Minor Lg Totals</b>			<b>26-17</b>	<b>4.12</b>	<b>73</b>	<b>65</b>	<b>0</b>	<b>0</b>	<b>0</b>	<b>380.1</b>	<b>345</b>	<b>189</b>	<b>174</b>	<b>36</b>	<b>31</b>	<b>116</b>	<b>321</b>	<b>21</b>	<b>4</b>

### TACOMA YEARLY ALL-STAR GAME SELECTIONS

YR	LOCATION	SELECTION(S)
1960	Spokane	<b>Tom Haller (c), Jose Pagan (ss)</b> , Danny O'Connell (ph), Eddie Fisher (p)
1961	Seattle	Bob Farley (1b), Dick Phillips (3b), Dom Zanni (p), Red Davis (coach)
1962	Portland	<b>Gil Garrido (ss)</b> , Dick Phillips (2b)
1963	Spokane	Tim Talton (c), Gil Garrido (ss), Danny Rivas (p)
1973	Albuquerque	<b>Craig Kusick (dh)</b> , Glenn Borgmann (c), <b>Charley Manuel (lf), Rick Renick (3b)</b>
1974	Tacoma	Mark Wiley (p), <b>Juan Veintidos (p), Rick Renick (dh)</b> , <b>Lyman Bostock (rf)</b> , Cal Ermer (coach)
1975	Sacramento	<b>Dave McKay (ss)</b> , Eddie Bane (p), Rocky Stone (p)
1988	Buffalo	<b>Lance Blankenship (2b)</b> , Ed Jurak (ss)
1989	Columbus	Bryan Clark (p)
1990	Las Vegas	Joe Bitker (p), <b>Scott Chiamparino (p)</b>
1991	Louisville	Kevin Campbell (p)
1992	Richmond	Gus Polidor (2b)
1993	Albuquerque	<b>Kurt Abbott (ss)</b> , Webster Garrison (2b), Walt Horn (trainer)
1994	Nashville	Scott Lydy (of)
1995	Scranton/Wilkes-Barre	Jeff Darwin (p)
1996	Salt Lake City	<b>James Bonnici (dh), Greg PirkI** (1b)</b>
1997	Des Moines	Brian Raabe (3b), <b>Alan Zinter (c)</b> , Dan Rohrmeier (dnp)
1998	Norfolk	Steve Gajkowski (p), Dave Myers (coach)
1999	New Orleans	<b>Ozzie Timmons (dh)</b>
2000	Rochester	Brian Leshar (1b), Ryan Anderson (p), Randy Roetter (trainer)
2001	Indianapolis	<b>Ramon Vazquez (ss), Juan Thomas (dh)</b> , <b>Denny Stark (p)</b> , Todd Betts (1b)
2002	Oklahoma City	Dan Rohn (manager), <b>Aaron Holbert (ss)</b> , Aquilino Lopez (p)
2003	Memphis	<b>Pat Borders (c)</b>
2004	Pawtucket	George Sherrill (p), Bucky Jacobsen** (dh), Scott Atchison (p)
2005	Sacramento	Masao Kida (p), Felix Hernandez (elected, DNP)
2006	Toledo	Adam Jones (of - DNP), Mike Curto (broadcaster)
2007	Albuquerque	<b>Adam Jones (of), Justin Lehr (p)</b>
2008	Louisville	Oswaldo Navarro (ss)
2009	Portland	Bryan LaHair (1b), Dwight Bernard (coach), Tom Newberg (trainer)
2010	Lehigh Valley	Daren Brown (manager), Chris Seddon (p)
2011	Salt Lake	Josh Lueke (p)
2012	Buffalo	<b>Luis Jimenez (dh)</b> , Guillermo Quiroz (c)
2013	Reno	Brian Moran (1hp), Carlos Peguero (of)
2014	Durham	Logan Kensing (p), <b>Nick Franklin (2b)</b> , <b>Chris Taylor (ss), Gabriel Noriega (3b)</b>

**BOLD** indicates starter

\*\*\*won home run hitting contest

FRONT OFFICE

CHENEY STADIUM

COACHES/STAFF

2015 RAINIERS

2014 SEASON REVIEW

OPPONENTS

HISTORY & RECORDS

MEDIA & MISC.





# CARLOS RIVERO

**BORN:** 05/20/1988 IN BARQUISIMETO, VZ  
**RESIDES:** CABUDARE, VZ

# INF

**ACQUIRED:** SIGNED AS A MINOR LEAGUE FREE AGENT ON DEC. 18, 2014.

HEIGHT:	WEIGHT:	BATS:	THROWS:	AGE:
6' 3"	200	RIGHT	RIGHT	26

AS OF OPENING DAY 2015

## RIVERO'S CAREER SUMMARY

### 2014:

- Began only season in Boston organization with Double-A Portland (31 G)...hit .214/.285/.316 (25x117) with 14 R, 6 2B, 2 HR, 17 RBI, 8 BB.
- Recorded eight multi-hit games, including two three-hit games...six multi-RBI games, including two three-RBI games...on May 11 went 3-for-5 with 2 R, 2B, 3 RBI, BB.
- Briefly called up to Triple-A Pawtucket from Apr. 19-22...sent back to Portland...went 1-for-4 in two games with Pawtucket during that span.
- Promoted to Pawtucket (74 G) again on May 18...hit .286/.341/.407 (78x273) with 32 R, 14 2B, 2 3B, 5 HR, 36 RBI, 23 BB.
- Struggled early, hitting .188 through first 10 games...hit .306 in June, .300 in July, and .286 in August to pull his AVG up to .286.
- Recorded 19 multi-hit games, including one four-hit game and one career-high five-hit game (July 13 against Toledo, 5x6, 2 R, 2 2B, 2 RBI)...eight multi-RBI games, including one four-RBI game and one five-RBI game (June 7 against Louisville, went 3x4 with 1 3B, 5 RBI).
- Hit .333 with RISP (23x69) with 1 2B, 2 3B, 1 HR, 30 RBI, 9 BB.
- Contract selected by Boston on Aug. 25...in four games hit .571/.625/1.286 (4x7) with 2 2B, HR, 3 RBI, BB.
- Made MLB debut on Aug. 29 against Tampa Bay...pinch hit for Will Middlebrooks and drew a BB in only PA.
- Notched first MLB hit on Sep. 9 against Baltimore (2x2, 2B)...belted first MLB HR on Sep. 10 against Baltimore (9th inning, Joe Saunders).

### 2013:

- In second season in Washington organization combined to hit .242 with 33 R, 19 2B, 5 HR, 38 RBI, 31 BB, 2 SB between time with Double-A Harrisburg and Triple-A Syracuse.
- Opened season with Syracuse (63 G)...hit .233/.307/.281 (49x210) with 15 R, 7 2B, 1 HR, 16 RBI, 22 BB, 2 SB.
- Posted 11 multi-hit performances...three multi-RBI games.
- Struggled in May, hitting .195 in 87 AB (17x87) with a .260 OBP.
- Sent down to Harrisburg (51 G) in late June, and spent the remainder of the season with the Senators...hit .253/.288/.382 (47x186) with 18 R, 12 2B, 4 HR, 22 RBI, 9 BB.
- Smacked two extra base hits on July 18 against Akron (3x5, 2 R, 2 2B, 2 RBI).
- Sent out two home runs on Aug. 9 against Altoona (3x3, 4 R, 2B, 2 HR, BB).

### 2012:

- Spent first season in Nationals organization with Triple-A Syracuse (126 G)...posted career-high marks in batting average and hits.
- Recorded 36 multi-hit games, including one four-hit game July 26 against Rochester...15 multi-RBI games, including two three-RBI games.
- Season-high 16-game hitting streak from June 9-29...went 23x63 (.365 AVG) with 2 2B, 10 RBI, 4 BB, 2 SB.
- Drew a walk in five consecutive games from July 30 - Aug. 4.
- Hit .307 with RISP (43x140) with 7 2B, 1 3B, 2 HR, 51 RBI, 14 BB.

### 2011:

- Spent majority of only season in Philadelphia organization with Double-A Reading (129 G)...hit .275/.331/.440 (135x491) with 70 R, 36 2B, 15 HR, 66 RBI, 38 BB, 5 SB...career-high marks in 2B, RBI, and HR.
- Mashed left-handed hitting with a .326 AVG in 129 AB (42x129)...13 2B, 2 HR, 13 RBI, 11 BB.
- Recorded 34 multi-hit games, including three four-hit games...15 multi-RBI games, including two four-RBI games.
- Sent out a home run in both halves of a doubleheader against Portland on Aug. 17 (2x7, 2 R, 2 HR, 2 RBI, BB).
- Spent brief stint with Triple-A Lehigh Valley (7 G) from Aug. 2-13...hit .185/.233/.444 (5x27) with 2 2B, 1 3B, 1 HR, 5 RBI, 1 BB.

### 2010:

- Played final season in Indians organization with Double-A Akron (110 G)...hit .232/.278/.325 (94x406) with 39 R, 16 2B, 2 3B, 6 HR, 43 RBI, 28 BB.
- Recorded 19 multi-hit games, including three three-hit games...eight multi-RBI games, including one four-RBI game on Aug. 19 against Reading (2x5, R, 2B, HR, 4 RBI).
- Hit .341 in 82 second inning AB...went 28-for-82 with 3 2B, 3B, 2 HR, 6 RBI, 5 BB.

FRONT OFFICE

CHENEY STADIUM

COACHES/STAFF

2015 RAINIERS

2014 SEASON REVIEW

OPPONENTS

HISTORY & RECORDS

MEDIA & MISC.

# RIVERO (CONTINUED)

## 2010 (continued):

- Drew three walks in Apr. 20 game against Altoona...four other games with two walks.
- Season-high 11-game hitting streak came May 27 – June 8...went 13x43 (.302 AVG) with 5 2B (five straight games with a 2B), 6 RBI, 1 BB.

## 2009:

- Spent entire season with Double-A Akron (132 G)...hit .242/.309/.344 (116x480) with 50 R, 24 2B, 2 3B, 7 HR, 58 RBI, 50 BB, 1 SB.
- Hit .268 against left-handed pitchers...hit .231 against right-handed pitchers.
- Recorded 26 multi-hit games, including eight three-hit games...10 multi-RBI games, including one five-RBI game on Apr. 30 against Harrisburg (2x5, R, 2B, HR).
- Belted a grand slam on Apr. 30 against Harrisburg (8th inning, Adam Carr).
- Hit .246 with RISP (28x114) with 4 2B, 1 3B, 2 HR, 49 RBI, 13 BB.
- Season-high seven-game hitting streak came July 30 – Aug. 6...went 10x26 (.385 AVG) with 6 R, 3 2B, 1 3B, 3 HR, 9 RBI, 2 BB.

## 2008:

- Played fourth professional season with Advanced-A Kinston (108 G)...hit .282/.342/.411 (116x411) with 46 R, 27 2B, 1 3B, 8 HR, 64 RBI, 36 BB, 1 SB.
- Put together 30 multi-hit games, including 14 three-hit games...16 multi-RBI games, including one four-RBI game on Aug. 15 against Frederick (3x5, 2 R, 2B, 3B, HR, 4 RBI).
- Hit .331 with RISP (39x118) with 8 2B, 3 HR, 53 RBI, 17 BB.
- Season-high eight-game hitting streak came May 1-9...went 12x34 (.353 AVG) with 2 R, 2 2B, 4 RBI.
- Finished season with six-game hitting streak...went 12x25 (.480 AVG) with 3 R, 3 2B, 2 HR, 8 RBI.

## 2007:

- Played entire season with Single-A Lake County (115 G)...hit .261/.332/.369 (114x436) with 59 R, 26 2B, 7 HR, 62 RBI, 47 BB, 1 SB.
- Opened season strong, hitting .295 in April (23x78) with 5 2B, 1 HR, 9 RBI, 4 BB.
- Recorded 35 multi-hit games, including four three-hit games...13 multi-RBI games, including a career-high six RBI against Lexington on May 8 (went 2x4 with 2 R, 2 HR, 6 RBI)...hit grand slam in six-RBI game against Lexington (4th inning, Casey Hudspeth).

## 2006:

- Combined to hit .260 (52x200) with 20 R, 9 2B, 3 HR, 29 RBI, 15 BB between Rookie-Level Burlington Indians (16 G) and GCL Indians (37 G).
- Mashed first career professional HR on July 7 against GCL Phillies (7th inning off Alex McEnany).
- Between two teams recorded 14 multi-hit games, including three three-hit games...five multi-RBI games, including two three-RBI games.

## 2005:

- Began career with DSL Indians-1 (66 G)...hit .257/.295/.283 (61x237) with 21 R, 6 2B, 31 RBI, 12 BB, 7 SB.

## Personal:

- Carlos Luis Rivero Milán.

# RIVERO'S CAREER PLAYING RECORD

Year	Team	LG	AVG	G	AB	R	H	2B	3B	HR	RBI	BB	SO	SB	CS	OBP	SLG	SFS	SAC	HP
2005	DSL Indians-1	DSL	.257	66	237	21	61	6	0	0	31	12	26	7	5	.295	.283	6	2	3
2006	GCL Indians	GCL	.284	37	134	17	38	6	0	2	22	10	20	0	0	.338	.373	2	0	2
	Burlington	APP	.212	16	66	3	14	3	0	1	7	5	11	0	1	.264	.303	1	1	0
2007	Lake County	SAL	.261	115	436	59	114	26	0	7	62	47	84	1	2	.332	.369	4	2	1
2008	Kinston	CAR	.282	108	411	46	116	27	1	8	64	36	84	1	2	.342	.411	3	2	3
2009	Akron	EAS	.242	132	480	50	116	24	2	7	58	50	73	1	0	.309	.344	10	5	1
2010	Akron	EAS	.232	110	406	39	94	16	2	6	43	28	81	0	3	.278	.325	7	2	1
2011	Lehigh Valley	INT	.185	7	27	1	5	2	1	1	5	1	6	0	0	.233	.444	1	0	1
	Reading	EAS	.275	129	491	70	135	36	0	15	66	38	106	5	3	.331	.440	4	0	5
2012	Syracuse	INT	.303	126	455	57	138	28	1	10	64	33	87	6	5	.347	.435	6	3	1
2013	Syracuse	INT	.233	63	210	15	49	7	0	1	16	22	40	2	2	.307	.281	4	1	2
	Harrisburg	EAS	.253	51	186	18	47	12	0	4	22	9	54	0	1	.288	.382	2	1	1
2014	Portland	EAS	.214	31	117	14	25	6	0	2	17	8	24	0	0	.285	.316	1	0	4
	Pawtucket	INT	.286	74	273	32	78	14	2	5	36	23	66	0	2	.341	.407	4	0	2
	BOSTON	AL	.571	4	7	1	4	2	0	1	3	1	0	0	0	.625	1.286	0	0	0
<b>Minor Lg Totals</b>			<b>.262</b>	<b>1065</b>	<b>3929</b>	<b>442</b>	<b>1030</b>	<b>213</b>	<b>9</b>	<b>69</b>	<b>513</b>	<b>322</b>	<b>762</b>	<b>23</b>	<b>26</b>	<b>.318</b>	<b>.374</b>	<b>65</b>	<b>19</b>	<b>27</b>
<b>Major Lg Totals</b>			<b>.571</b>	<b>4</b>	<b>7</b>	<b>1</b>	<b>4</b>	<b>2</b>	<b>0</b>	<b>1</b>	<b>3</b>	<b>1</b>	<b>0</b>	<b>0</b>	<b>0</b>	<b>.625</b>	<b>1.286</b>	<b>0</b>	<b>0</b>	<b>0</b>

FRONT OFFICE

CHENEY STADIUM

COACHES/STAFF

2015 RAINIERS

2014 SEASON REVIEW

OPPONENTS

HISTORY & RECORDS

MEDIA & MISC.



# STEFEN ROMERO

# OF

**BORN:** 10/17/1988 IN TUCSON, AZ  
**RESIDES:** TUCSON, AZ

**ACQUIRED:** SELECTED IN THE 12TH ROUND OF THE 2010 DRAFT.

HEIGHT:	WEIGHT:	BATS:	THROWS:	AGE:
6' 2"	220	RIGHT	RIGHT	26

AS OF OPENING DAY 2015

## ROMERO'S CAREER SUMMARY

### 2014:

- Began the season with Seattle, in first career Major League stint...made ML debut on Apr. 1 against Los (AL).
- Recorded first career MLB hit during in second game on Apr. 2 against the Angels...(2x3, R, 2B, RBI).
- Played in 51 games in Seattle to open the season, hitting .196/.236/.324 (29x148) with 18 R, 6 2B, 2 3B, 3 HR, 11 RBI, 4 BB.
- Optioned to Tacoma on June 30, played in 11 games and hit .283/.286/.522 before being recalled by Seattle on July 17.
- Played in nine games with Seattle before being optioned back to Tacoma on Aug. 1.
- Played 25 games in final go-around with Tacoma, bringing season total to 36 games and pushing line to .358/.387/.669 with 12 HR.
- In limited time with Tacoma managed to place third on the team in HR (12)...four behind team-leader Jesus Montero.
- Batting average (.358) was first on Rainiers among players with at least 100 AB.
- Hit walk-off sac fly in the 14th inning against Iowa on Aug. 24.
- In May 12 game with Seattle went 3-for-5 with 3 R, 2B, HR, 3 RBI against Tampa Bay.

### 2013:

- Began the season on the DL after suffering an oblique injury in Spring Training...made season debut on April 11 with Class-A Advanced High Desert.
- Promoted to Tacoma on April 17...made his Triple-A debut on April 19 vs. Fresno.
- Established a Tacoma franchise record for most grand slams in season after hitting three: May 11 at New Orleans (2x5, 2 R, 2B, HR, 5 RBI), July 8 at Tucson (3x4, 2 R, 5 RBI) and Aug. 8 at Albuquerque (3x4, R, HR, 5 RBI).
- Posted a season-high 10-game hitting streak, July 1-10 (.395/17x43, 6 R, 4 2B, HR, 13 RBI).
- With runners in scoring position, batted .346 (46x133) with 41 R, 10 2B, 2 3B, 5 HR, 62 RBI.
- Appeared in 75 games in the outfield (LF - 73 G/71 GS, RF - 2 G/2 GS)...previously made just 17 appearances in the outfield in 237 minor league games.
- Entered the year ranked by *Baseball America* as the No. 8 prospect in the Mariners farm system...listed as the farm system's "Best Hitter for Average."

### 2012:

- Divided season between Single-A High Desert (60 G) and Double-A Jackson (56 G)...combined to bat .352 (167x474) with 85 R scored, 34 2B, seven 3B, 23 HR and 101 RBI.
- Ended the season ranked third among full-season minor leaguers in batting average.
- One of 19 players in the minors to produce at least 100 RBI.
- Among Mariners farmhands, ranked tied for first in batting average, second in RBI and third in HR.
- Became first minor leaguer of the season to hit for the cycle after accomplishing the feat at Lancaster on May 22 (4x5, 4 R, 2B, 3B, HR, 3 RBI).
- Recorded a season-high 16-game hit streak, May 19-June 8 (.411/30x73)...tied for the eighth-longest in the California League.
- Selected as a CL All-Star prior to earning a promotion to Jackson on June 21.
- Collected hits in 47 of 55 (85.4%) games he recorded an at-bat...posted 25 multi-hit efforts, including three three-hit games.
- Played in 11 games with Peoria in the Arizona Fall League...batted .333 (15x45) with seven R scored, two 2B, two HR and nine RBI with the Javelinas.
- Ranked by *Baseball America* as the No. 8 prospect in the Mariners farm system prior to the start of the 2013 season.

### 2011:

- Made his professional debut over 116 games with Single-A Clinton.
- Selected as the club's Most Valuable Player after leading the team in batting average (.280/120x429), 2B (22), RBI (65), on-base percentage (.342) and OPS (.803).
- Batted .308 (44x143) over final 37 games of the season...hit .266 (76x286) over 1st 79 games.
- Posted a season-high 13-game hitting streak, July 25-Aug. 8 (.333/17x51, 6 R, 3 2B, 3B, 4 HR, 12 RBI).

FRONT OFFICE

CHENEY STADIUM

COACHES/STAFF

2015 RAINIERS

2014 SEASON REVIEW

OPPONENTS

HISTORY & RECORDS

MEDIA & MISC.

## ROMERO (CONTINUED)

### Personal:

- Stefen (STEFF-ehn) Daniel Romero.
- Graduated from Sunnyside (AZ) H.S. in June of 2007.
- Played a full season with Pima Community College in 2008.
- Attended Oregon State University from 2009-10...selected First-Team All-PAC-10 in 2010.
- Played on the Bourne Braves team that won the 2009 Cape Cod League Title.

## ROMERO'S CAREER PLAYING RECORD

Year	Team	LG	AVG	G	AB	R	H	2B	3B	HR	RBI	BB	SO	SB	CS	OBP	SLG	SF	SAC	HP	
2011	Clinton	MID	.280	116	429	62	120	22	4	16	65	32	69	16	9	.342	.462	5	1	11	
2012	High Desert	CAL	.357	60	258	47	92	19	3	11	51	13	35	6	2	.391	.581	2	0	3	
	Jackson	SOU	.347	56	216	38	75	15	4	12	50	14	37	6	3	.392	.620	5	0	5	
2013	High Desert	CAL	.278	5	18	1	5	1	0	0	2	2	1	0	0	.381	.333	0	0	1	
	Tacoma	PCL	.277	93	375	51	104	23	4	11	74	28	87	8	4	.331	.448	4	0	4	
2014	Tacoma	PCL	.358	36	151	26	54	7	2	12	36	8	28	1	3	.387	.669	3	0	1	
	SEATTLE	AL	.192	72	177	19	34	6	2	3	11	4	48	0	4	.234	.299	1	2	6	
<b>Minor Lg Totals</b>				<b>.311</b>	<b>366</b>	<b>1447</b>	<b>225</b>	<b>450</b>	<b>87</b>	<b>17</b>	<b>62</b>	<b>278</b>	<b>97</b>	<b>257</b>	<b>37</b>	<b>.21</b>	<b>.360</b>	<b>.523</b>	<b>19</b>	<b>1</b>	<b>25</b>
<b>Major Lg Totals</b>				<b>.192</b>	<b>72</b>	<b>177</b>	<b>19</b>	<b>34</b>	<b>6</b>	<b>2</b>	<b>3</b>	<b>11</b>	<b>4</b>	<b>48</b>	<b>0</b>	<b>.4</b>	<b>.234</b>	<b>.299</b>	<b>1</b>	<b>2</b>	<b>6</b>

# CARSON SMITH

## RHP

**BORN:** 10/19/1989 IN DALLAS, TX  
**RESIDES:** MIDLAND, TX

**ACQUIRED:** SELECTED IN THE EIGHTH ROUND OF THE 2011 DRAFT.

**HEIGHT:** 6' 6"    **WEIGHT:** 213    **BATS:** RIGHT    **THROWS:** RIGHT    **AGE:** 25

AS OF OPENING DAY 2015



### SMITH'S CAREER SUMMARY

#### 2014:

- Spent majority of season with Tacoma (39 G)...received first career Major League call-up on Sep. 1...made nine appearances with Seattle to close out season.
- Ranked second on Tacoma in saves (10), third in appearances (39), third lowest ERA among pitchers with at least 10 appearances (2.93).
- Made three trips to the DL while with Tacoma...Apr. 24–May 7 (right hand contusion), June 9–16 (right oblique strain), Aug. 8–17 (left chest strain).
- Earned first Triple-A save on Apr. 12 against Albuquerque (0.2,0,0,0,0,0).
- Recorded first Triple-A win on July 11 against Fresno, pitched in the 10th inning (1.0,1,0,0,0,2).
- Allowed only one HR with Tacoma facing 182 batters...4 HR allowed in entire MiLB career (656 BF).
- Made MLB debut appearance on Sep. 1 against Oakland pitching in relief (0.1,0,0,0,0,0).
- Earned first MLB win on Sep. 16 against Los Angeles (AL)...relieved starter Roenis Elias in 4th inning (2.0,0,0,0,1,1).
- Finished season in Seattle...did not allow an earned run through 8.1 innings of work...two hits allowed.
- Named No. 14 prospect in Seattle Mariners organization by *Baseball America* prior to 2014 season.

#### 2013:

- Selected as the Mariners Minor League Relief Pitcher of the Year after going 1-3 with 15 saves and a 1.80 ERA (10ERx50.0IP) through 44 appearances with Double-A Jackson.
- Allowed five R over his 1st six games, April 5–15...rebounded to surrender only five R over his final 38 appearances of the season, April 22–Sept. 2, and went 1-1 with 12 saves and a 1.01 ERA (5ERx44.2IP) over that stretch.
- Limited hitters to a .183 (33x180) batting average...right-handers hit a .158 (19x120) clip.
- Fanned at least one batter in 39 of 44 games, including 21 multi-strikeout outings.
- Appeared in five games with Peoria in the Arizona Fall League.
- Entered the season ranked by *Baseball America* as the No. 16 prospect in the Mariners farm system...listed as having the organization's "Best Slider".

#### 2012:

- Spent 1st professional season appearing in 49 games with Class-A Advanced High Desert.
- Averaged 11.18 strikeouts per nine innings pitched...3rd-highest average among California League relievers.
- Ranked 5th in the CL with 15 saves.
- Took over closer role on June 15...was 14x15 converting saves after that date.
- From June 15 to the end of the season, allowed only two ER over 33.2 innings (0.54 ERA).
- Did not allow an earned run after July 14 (17 games, 19.1 IP).
- Pitched for Peoria of the Arizona Fall League, going 1-1, 2.40 in 11 relief appearances (15.0,11,4,4,4,18).

#### 2011:

- Did not play after signing, instead participated in the Mariners instructional league.

#### Personal:

- Carson Donald Smith.
- Graduated from Midland Christian (TX) High School in June of 2008.
- Pitched one season at Grayson County (TX) College.
- Attended Texas State University from 2010–11...named the Southland Conference Pitcher of the Year in 2010 and 2011...first TSU player to earn the award more than once.
- Named No. 10 prospect in Seattle Mariners organization by *Baseball America* prior to 2015 season.

### SMITH'S CAREER PLAYING RECORD

Year	Team	LG	W-L	ERA	G	GS	CG	SHO	SV	IP	H	R	ER	HR	HB	BB	SO	WP	BK
2012	High Desert	CAL	5-1	2.90	49	0	0	0	15	62.0	54	22	20	2	5	28	77	9	1
2013	Jackson	SOU	1-3	1.80	44	0	0	0	15	50.0	33	12	10	1	5	17	71	7	0
2014	Tacoma	PCL	1-3	2.93	39	0	0	0	10	43.0	44	19	14	1	1	13	45	2	0
	SEATTLE	AL	1-0	0.00	9	0	0	0	0	8.1	2	0	0	0	0	3	10	0	0
<b>Minor Lg Totals</b>			<b>7-7</b>	<b>2.56</b>	<b>132</b>	<b>0</b>	<b>0</b>	<b>0</b>	<b>40</b>	<b>155.0</b>	<b>131</b>	<b>53</b>	<b>44</b>	<b>4</b>	<b>11</b>	<b>58</b>	<b>193</b>	<b>18</b>	<b>1</b>
<b>Major Lg Totals</b>			<b>1-0</b>	<b>0.00</b>	<b>9</b>	<b>0</b>	<b>0</b>	<b>0</b>	<b>0</b>	<b>8.1</b>	<b>2</b>	<b>0</b>	<b>0</b>	<b>0</b>	<b>0</b>	<b>3</b>	<b>10</b>	<b>0</b>	<b>0</b>

FRONT OFFICE

CHENEY STADIUM

COACHES/STAFF

2015 RAINIERS

2014 SEASON REVIEW

OPPONENTS

HISTORY & RECORDS

MEDIA & MISC.



# FORREST SNOW

## RHP

**BORN:** 12/30/1988 IN SEATTLE, WA  
**RESIDES:** SEATTLE, WA

**ACQUIRED:** SELECTED IN THE 36TH ROUND OF THE 2010 DRAFT.

HEIGHT:	WEIGHT:	BATS:	THROWS:	AGE:
6' 6"	220	RIGHT	RIGHT	26

AS OF OPENING DAY 2015

## SNOW'S CAREER SUMMARY

### 2014:

- Made season debut with Double-A Jackson following reinstatement from suspension on June 6.
- Recorded two starts with Generals (10.1 IP, 6.10 ERA) before being promoted to Tacoma for his first stint of the season on June 13.
- Made two appearances in first go-around with Tacoma (one start, one relief)...6.0 IP surrendering one earned run on 10 hits with six strikeouts.
- Moved to Generals on July 20...2 relief appearances including a win...6.0 IP surrendering no earned R on 3 hits with 8 strikeouts.
- Returned to Tacoma on July 29 where he would stay for the remainder of the season.
- One quality start recorded on Aug. 8 against Fresno (6.0,5,2,2,2,8).
- Appeared in five starts for Margarita of the Venezuelan Winter League...went 1-2 with a 2.05 ERA (6ERx26.1IP).
- Earned Rainiers Community Service Award along with teammate Logan Kensing.

### 2013:

- Split the season between Double-A Jackson and Tacoma...combined to go 5-5 with a 2.96 ERA (27ERx82.0IP) over 42 games (2 GS).
- Limited opposing hitters to a .207 (61x294) batting average...struck out 84 batters and issued 28 BB.
- Recorded a pair of stints with the Rainiers: May 27-July 24 and Aug. 17-end of season.
- Closed out the season holding opponents scoreless through his final seven appearances (13.0IP).
- Struck out a season-high eight batters over 5.0 innings in his only start with Tacoma, Aug. 30 vs. Sacramento (5.0,2,0,0,3,8).
- Logged time on Tacoma's 7-day disabled list, July 2-8.
- Received a 50-game suspension following a 2nd positive test for a drug of abuse that violated the Minor League Drug Prevention and Treatment Program on Sept. 17.

### 2012:

- Divided season between Tacoma and Double-A Jackson...combined to go 5-9 with a 6.37 ERA (83ERx117.2IP) through 32 appearances (20 GS).
- Recorded a season-high eight strikeouts twice: April 18 at Sacramento (6.0,3,1,1,2,8) and May 9 vs. Albuquerque (6.0,6,5,5,2,8,1 HR).
- Transferred to Jackson on June 15 and made 19 appearances (9 GS) with the Generals.
- Moved to the bullpen on July 29...went 3-0 with a 4.61 ERA (7ERx13.2IP) over 10 relief appearances after going 1-5 with a 4.37 ERA (23ERx47.1IP) over nine starts.
- Surrendered one run over his final 12.1 innings (9 G), Aug. 8-Sept. 3.
- Held right-handers to a .233 (28x120) average with the Generals...left-handers batted .295 (33x112).

### 2011:

- Combined to go 5-12 with a 5.09 ERA (81ERx143.1IP) over 28 games (21 GS) with Single-A Clinton, Class-A Advanced High Desert and Tacoma.
- Began the season at Clinton...went 2-7 with a 3.62 ERA (30ERx74.2IP) over the 1st 13 starts of his career.
- Tossed his 1st career complete game on April 29 with a win in the 2nd game of a 2Bheader at Wisconsin (7.0,5,1,1,1,7,1 HR).
- Transferred to High Desert on June 15...started six games before a promotion to Tacoma on July 24...transferred back to High Desert on July 28, then re-assigned back to the Rainiers on July 29.
- Went 0-1 with a 6.00 ERA (8ERx12.0IP) over a pair of starts at Tacoma...went 1-1 with a 5.01 ERA (13ERx23.1IP) over seven relief appearances.
- Fanned a career-high nine batters twice while with Tacoma: July 24 at Salt Lake (6.0,7,3,3,1,9) and Aug. 17 against Omaha (7.0,4,1,1,1,9).
- Pitched with Javelinas in the Arizona Fall League...went 1-1 with one save and a 1.10 ERA (2ERx16.1IP) over 10 games (1 GS).
- Led the AFL in ERA and finished 2nd in WHIP and opponent batting average (.167/10x60).
- Did not allow a run over his 1st 11.2 innings (7 G) of work with the Javelinas.

### 2010:

- Spent his 1st professional season combining to go 0-1 with a 0.60 ERA (3ERx45.1IP) over stints with rookie-level Everett and Single-A Clinton.



## SNOW (CONTINUED)

### 2010 (continued):

- Began the season with the AquaSox...tossed 25.1 scoreless innings and held opponents to a .104 (8x77) average over 10 relief appearances.
- Earned promotion to the LumberKings on July 28...turned in scoreless outings in 12 of 15 relief appearances.
- Successfully converted six of seven save opportunities...finished the season ranked 2nd on the team.
- Collected five of eight saves over an 11.1 scoreless innings (8 G) streak, Aug. 12-Sept. 2.

### Personal:

- Forrest Evans Snow.
- Graduated from Lakeside (WA) H.S. in June of 2007.
- Originally selected by Seattle in the 44th round of the 2007 draft, but opted not to sign.
- Attended the University of Washington from 2008-10.

## SNOW'S CAREER PLAYING RECORD

Year	Team	LG	W-L	ERA	G	GS	CG	SHO	SV	IP	H	R	ER	HR	HB	BB	SO	WP	BK
2010	Everett	NOR	0-0	0.00	10	0	0	0	3	25.1	8	0	0	0	1	9	26	2	0
	Clinton	MID	0-1	1.35	15	0	0	0	6	20.0	9	3	3	1	1	7	26	1	0
2011	Clinton	MID	2-7	3.62	13	13	1	0	0	74.2	62	34	30	4	8	19	71	5	0
	High Desert	CAL	2-3	8.10	6	6	0	0	0	33.1	49	30	30	7	2	13	20	4	0
	Tacoma	PCL	1-2	5.35	9	2	0	0	0	35.1	34	21	21	4	1	10	36	2	0
2012	Tacoma	PCL	1-4	8.42	13	11	0	0	0	56.2	69	55	53	8	3	38	56	8	1
	Jackson	SOU	4-5	4.43	19	9	0	0	0	61.0	61	35	30	2	3	29	43	8	0
2013	Jackson	SOU	1-5	3.00	23	1	0	0	0	42.0	27	14	14	2	2	11	41	7	0
	Tacoma	PCL	4-0	2.93	19	1	0	0	0	40.0	34	13	13	5	2	17	43	7	0
2014	Jackson	SOU	1-1	3.86	4	2	0	0	0	16.1	14	8	7	2	1	4	14	1	0
	Tacoma	PCL	2-3	4.05	16	10	0	0	0	60.0	57	29	27	8	3	21	61	2	0
<b>Minor Lg Totals</b>			<b>18-31</b>	<b>4.42</b>	<b>147</b>	<b>55</b>	<b>1</b>	<b>0</b>	<b>9</b>	<b>464.2</b>	<b>424</b>	<b>242</b>	<b>228</b>	<b>43</b>	<b>27</b>	<b>178</b>	<b>437</b>	<b>47</b>	<b>1</b>



# JESUS SUCRE

# C

**BORN:** 04/30/1988 IN CUMANA, VZ  
**RESIDES:** CUMANA, VZ

**ACQUIRED:** SIGNED AS A MINOR LEAGUE FREE AGENT ON NOV. 20, 2012.

HEIGHT:	WEIGHT:	BATS:	THROWS:	AGE:
6' 0"	225	RIGHT	RIGHT	26

AS OF OPENING DAY 2015

## SUCRE'S CAREER SUMMARY

### 2014:

- Opened the year with Tacoma (48 G)...hit .274/.293/.360 (48x175) with 13 R, 7 2B, 1 3B, 2 HR, 16 RBI.
- Recorded 13 multi-hit games with the Rainiers, including a trio of three-hit games...three multi-RBI games, including one three-RBI game.
- Reached base safely in the first 10 games of the season, including a six-game hitting streak to open the year.
- Promoted to Seattle on July 8 for second career MLB stint, played in 21 games...hit .213/.213/.246 (13x61) with 4 R, 2 2B, and 5 RBI.
- Recorded four multi-hit games with the Mariners...one multi-RBI game on Sep. 4 against Texas (2x4, 2 RBI).
- Batted .438 with RISP (7x16, 5 RBI).
- Combined to throw out 45% of base stealers (25 CS, 30 SB).

### 2013:

- Divided ninth professional season between stints with rookie-level Peoria, Triple-A Tacoma and Seattle.
- Promoted to Seattle from Tacoma on May 24...made his Major League debut that night vs. Texas...collected first MLB hit (1B) in the 9th inning off Joseph Ortiz...scored first MLB run on the next play.
- Produced first career MLB RBI on sac fly at San Diego on May 28.
- Caught all 13 innings in the Mariners 4-3 win over the Rangers on May 26.
- Appeared in eight games with the Mariners before injuring his wrist on June 4 vs. Chicago...placed on the disabled list two days later and ended season on the DL (left wrist bone contusion).
- Hit safely in a season-high 10 consecutive games with the Rainiers, May 11-August 25 (.417/15x36, 8 R, 2 2B, 4 RBI).
- Played in six rehab games in the Arizona League with rookie-level Peoria, Aug. 8-16.
- Closed out the season rehabbing at Tacoma, Aug. 18-Sept. 1...hit safely in eight of nine games (.294/10x34, 5 R, 2 2B, 3 RBI).
- Appeared in 16 games with Caracas in the Venezuelan Winter League.

### 2012:

- Appeared in 90 games over a full season with Double-A Jackson.
- Selected as both a mid-season and post-season Southern League All-Star.
- Topped all SL catchers with a .271 (87x321) batting average.
- Drew career-high 20 BB and posted a stateside career-high .319 on-base percentage.
- Did not make an error in 769 fielding chances.
- Caught 32-of-77 (44.4%) attempted base stealers.
- Hit .239 (11x46) in 18 games for Caracas in the Venezuelan Winter League.

### 2011:

- Divided the year between stints with Double-A Mississippi and Jackson in the Braves and Mariners farm systems.
- Opened season with Mississippi, appearing in 40 games and batting .219 in 137 at-bats.
- Released by Braves organization, July 14...signed by Mariners and assigned to Jackson, July 19.
- Appeared in 32 games for Jackson, hitting .214 with one HR.
- Combined to throw out 31-of-60 (51.7%) attempted base stealers.

### 2010:

- Opened season with Class-A Advanced Myrtle Beach...earned mid-season promotion to Double-A Mississippi.
- Combined to bat .253 with a career-high seven HR.
- Promoted to Mississippi on June 16 and proceeded to hit safely in 19 of 1st 22 Double-A games.
- Legged out his third career 3B, July 29 at Huntsville.

### 2009:

- Opened campaign with a full-season team for the first time in his career, hitting .325 in 45 games for Rome of the South Atlantic League.
- Promoted to Myrtle Beach June 25, hitting .259 with five HR and 20 RBI in 53 Carolina League games.
- Combined between the two stops, established career highs in 2B (23) and RBI (38).

FRONT OFFICE

CHENEY STADIUM

COACHES/STAFF

2015 RAINIERS

2014 SEASON REVIEW

OPPONENTS

HISTORY & RECORDS

MEDIA & MISC.

## SUCRE (CONTINUED)

### 2008:

- Played in 44 games for Danville of the short-season Appalachian League.
- Hit .182 with three HR in 154 at-bats.

### 2007:

- Spent first season in the USA with the Atlanta Braves entry in the rookie-level Gulf Coast League.
- Batted .221 with 14 RBI in 40 games.
- Caught 33 games, but also played one game at 2nd base and one at 3rd base.

### 2006-2005:

- First two professional seasons spent in the Dominican Summer League with the Atlanta Braves organization.

### Personal:

- Jesus Marcelo Sucre.

## SUCRE'S CAREER PLAYING RECORD

Year	Team	LG	AVG	G	AB	R	H	2B	3B	HR	RBI	BB	SO	SB	CS	OBP	SLG	SF	SAC	HP
2005	DSL Braves-1	DSL	.214	19	70	6	15	0	0	2	7	5	10	0	1	.276	.300	0	1	1
2006	DSL Braves	DSL	.278	35	133	20	37	8	1	1	16	9	12	1	1	.331	.376	1	0	2
2007	GCL Braves	GCL	.221	40	104	8	23	5	0	0	14	7	10	1	1	.265	.269	2	1	0
2008	Danville	APP	.182	44	154	14	28	2	0	3	15	7	24	1	1	.222	.253	0	1	1
2009	Rome	SAL	.325	45	169	14	55	15	0	1	18	6	17	1	4	.352	.432	0	0	1
	Myrtle Beach	CAR	.259	53	197	17	51	8	1	5	20	8	33	3	1	.286	.386	1	0	0
2010	Myrtle Beach	CAR	.220	48	191	14	42	9	0	5	22	7	26	1	0	.251	.346	0	1	1
	Mississippi	SOU	.297	38	145	20	43	11	1	2	12	1	17	0	2	.301	.428	0	1	0
2011	Mississippi	SOU	.219	40	137	13	30	5	0	0	10	6	12	0	1	.255	.255	1	1	1
	Jackson	SOU	.214	32	84	4	18	3	0	1	9	5	7	0	1	.258	.286	0	2	0
2012	Jackson	SOU	.271	90	321	27	87	11	0	1	30	20	39	1	1	.319	.315	1	4	3
2013	SEATTLE	AL	.192	8	26	1	5	0	0	0	3	2	1	0	0	.241	.192	1	0	0
	AZL Mariners	AZL	.316	6	19	1	6	1	0	0	3	1	2	0	0	.350	.368	0	0	0
	Tacoma	PCL	.299	23	87	10	26	3	0	0	8	7	10	1	1	.351	.333	0	1	0
2014	Tacoma	PCL	.274	48	175	13	48	7	1	2	16	4	29	0	1	.293	.360	1	0	1
	SEATTLE	AL	.213	21	61	4	13	2	0	0	5	0	17	0	0	.213	.246	0	3	0
<b>Minor Lg Totals</b>			<b>.256</b>	<b>561</b>	<b>1986</b>	<b>181</b>	<b>509</b>	<b>88</b>	<b>4</b>	<b>23</b>	<b>200</b>	<b>93</b>	<b>248</b>	<b>10</b>	<b>16</b>	<b>.292</b>	<b>.339</b>	<b>7</b>	<b>13</b>	<b>11</b>
<b>Major Lg Totals</b>			<b>.207</b>	<b>29</b>	<b>87</b>	<b>5</b>	<b>18</b>	<b>2</b>	<b>0</b>	<b>0</b>	<b>8</b>	<b>2</b>	<b>18</b>	<b>0</b>	<b>0</b>	<b>.222</b>	<b>.230</b>	<b>1</b>	<b>3</b>	<b>0</b>



# CHRIS TAYLOR

## INF

**BORN:** 08/29/1990 IN VIRGINIA BEACH, VA  
**RESIDES:** VIRGINIA BEACH, VA

**ACQUIRED:** SELECTED IN THE FIFTH ROUND OF THE 2012 DRAFT.

**HEIGHT:** 6' 1"    **WEIGHT:** 197    **BATS:** RIGHT    **THROWS:** RIGHT    **AGE:** 24  
AS OF OPENING DAY 2015

### TAYLOR'S CAREER SUMMARY

**2014:**

- Began third professional season with Tacoma (75 G)...hit .328/.397/.497 (99x302) with 63 R, 22 2B, 7 3B, 5 HR, 37 RBI, 35 BB, 14 SB...career-high marks in hits and 2B.
- Brief stint on 7-Day DL from May 15-June 10.
- Ranked first on Rainiers in 3B (7), second in 2B (22), second in SB (14), third in batting average (.328, minimum 100 AB).
- Named Pacific Coast League Mid-Season All-Star...named MiLB.com PCL Top Star award for going 3x4 with 2 2B.
- Recorded 28 multi-hit games with Tacoma, including four four-hit games...nine multi-RBI games, including one four-RBI game on Apr. 21 against Sacramento (went 3x4 with 3 R, 2 HR, 4 RBI).
- At time of promotion to Seattle he was second in PCL in batting average (.328) and tied for fourth in R (63) and 3B (7).
- Contract selected by Seattle on July 24...made MLB debut on July 24 against Baltimore (went 1x3).
- In 47 games with Seattle hit .287/.347/.346 (39x136) with 16 R, 8 2B, 9 RBI, 11 BB, 5 SB.
- Went 3-for-4 with 1 run on Aug. 8 against Chicago White Sox.
- Recorded nine-multi hit games with Seattle, including one three-hit game...one multi-RBI game (3 RBI on Sep. 19 against Los Angeles Angels).
- Named No. 9 prospect in Seattle organization by Baseball America prior to 2014 season.

**2013:**

- Named Mariners Minor League Player of the Year in his 1st full professional season.
- Combined to hit .314 (165x525) with 108 R scored, 28 2B, 11 3B, eight HR, 60 RBI, 84 BB, and was 38x43 on SB between Class-A High Desert and Double-A Jackson.
- Led all Mariners minor leaguers in R and hits; finished 2nd in SB... 108 R scored ranked third in all of Minor League Baseball.
- Opened season at High Desert, starting 67 games (61-SS, 2-2B, 4-DH) while batting .335 with seven HR and 44 RBI.
- Started at shortstop in the California-Carolina League All-Star Game, going 0x4.
- Promoted to Jackson after all-star game, June 19.
- Reached base via hit or BB in 59 of 67 games for Jackson.
- Batted .250 (34x136) over 1st 35 Double-A games, then hit .342 (41x120) over final 32 contests.
- Saw Double-A time at both shortstop (39 games) and 2nd base (25 games).
- Played for Peoria Javelinas in the Arizona Fall League, batting .294 (20x68) over 18 games. Hit four 2B, one 3B, and one HR.

**2012:**

- Started pro career with Everett, reaching base safely via hit or BB in 31 of 37 games.
- Batted .328 for Everett with 14 multiple-hit games.
- Promoted to Class-A Clinton on July 24.
- Hit safely in 10 of 12 games for Clinton before suffering a season-ending right wrist contusion on August 13.

**Personal:**

- Christopher Armand Taylor.
- Graduated from Frank W. Cox (Virginia Beach, VA) H.S....named 2009 Virginia Class AAA State Player of the Year.
- Attended University of Virginia (2010-2012)... started every game (127 total) in 2011 and 2012, batting leadoff in all but one... reached College World Series in 2011, finishing in third place.

### TAYLOR'S CAREER PLAYING RECORD

Year	Team	LG	AVG	G	AB	R	H	2B	3B	HR	RBI	BB	SO	SB	CS	OBP	SLG	SF	SAC	HP
2012	Everett	NOR	.328	37	137	26	45	12	1	2	18	21	18	13	5	.430	.474	2	0	5
	Clinton	MID	.304	12	46	5	14	0	0	0	4	2	4	4	1	.373	.304	0	2	3
2013	High Desert	CAL	.335	67	269	62	90	16	7	7	44	44	62	20	2	.426	.524	4	0	2
	Jackson	SOU	.293	67	256	46	75	12	4	1	16	40	55	18	3	.391	.383	1	1	2
2014	Tacoma	PCL	.328	75	302	63	99	22	7	5	37	35	74	14	6	.397	.497	5	1	3
	SEATTLE	AL	.287	47	136	16	39	8	0	0	9	11	39	5	2	.347	.346	1	1	2
<b>Minor Lg Totals</b>			<b>.320</b>	<b>258</b>	<b>1010</b>	<b>202</b>	<b>323</b>	<b>62</b>	<b>19</b>	<b>15</b>	<b>119</b>	<b>142</b>	<b>213</b>	<b>69</b>	<b>17</b>	<b>.407</b>	<b>.463</b>	<b>12</b>	<b>4</b>	<b>15</b>
<b>Major Lg Totals</b>			<b>.287</b>	<b>47</b>	<b>136</b>	<b>16</b>	<b>39</b>	<b>8</b>	<b>0</b>	<b>0</b>	<b>9</b>	<b>11</b>	<b>39</b>	<b>5</b>	<b>2</b>	<b>.347</b>	<b>.346</b>	<b>1</b>	<b>1</b>	<b>2</b>

FRONT OFFICE

CHENEY STADIUM

COACHES/STAFF

2015 RAINIERS

2014 SEASON REVIEW

OPPONENTS

HISTORY & RECORDS

MEDIA & MISC.



# TAIJUAN WALKER

**BORN:** 08/13/1992 IN SHREVEPORT, LA  
**RESIDES:** PEORIA, AZ

## RHP

**ACQUIRED:** SELECTED IN THE FIRST ROUND (43 OVERALL) OF THE 2010 DRAFT.

HEIGHT:	WEIGHT:	BATS:	THROWS:	AGE:
6' 4"	235	RIGHT	RIGHT	22

AS OF OPENING DAY 2015

## WALKER'S CAREER SUMMARY

### 2014:

- Missed Spring Training with a shoulder injury...made single-start rehab appearances with Advanced-A High Desert (Apr. 4) and Double-A Jackson (Apr. 9)...rehab assignment cut short in Tacoma in mid-April...assigned to rehab stint in Tacoma on May 28.
- Made first start with Tacoma on May 28 against Salt Lake, suffering the loss (3.0,5,4,4,0,3,2 HR).
- Struck out career-high 13 batters during Aug. 10 win against Fresno (7.0,2,1,1,1,13).
- Named PCL Pitcher of the Week (2nd time) for complete-game shutout against Oklahoma City on June 24 (9.0,4,0,0,1,8).
- First win of season for Tacoma against Nashville on June 14 (6.2,1,1,1,3,7).
- Logged three stints with Seattle (Jun. 30–July 9, July 23–24, Sep. 1–24)...recorded only two ML wins against Houston on June 30 (6.0,5,3,3,2,6,2 HR) and Sep. 19 (5.2,8,2,2,2,7).
- Across five starts and three relief appearances with Seattle earned 2-3 record, 2.61 ERA (11ERx38.0IP) with 34 strikeouts.
- Recorded rehab start with High Desert on Apr. 4 against Inland Empire (4.1,4,2,1,1,7).
- Started rehab game with Jackson on Apr. 9 against Mississippi (5.0,3,0,0,1,10).
- Made 2 starts with the Surprise Saguaros in the AFL...went 0-0 with a 2.00 ERA in 9.0 innings pitched with 11 strikeouts.
- Named No. 1 prospect in Seattle Mariners system by *Baseball America* prior to 2014 season.

### 2013:

- Opened season with Double-A Jackson Generals (14 GS)...4-7 record with 2.46 ERA (23ERx84.0 IP) with 96 strikeouts.
- 2nd on Generals in strikeouts (96), 1st among regular starters in ERA (2.46), 4th in innings pitched (84.0).
- Nine quality starts while with Generals...season-high 12 strikeouts in win on June 20 against Mobile (6.2,6,2,1,0,12).
- Named Southern League Mid-Season All-Star for performance with Generals...went 3-7 with a 2.56 ERA (22x77.1IP) and 84 strikeouts in the first half.
- Promoted to Tacoma on June 21...5-3 record with 3.61 ERA (23ERx57.1IP) with 64 strikeouts.
- Tied for fifth on Tacoma in strikeouts (64), fourth in starts (11), sixth in wins (5).
- Made Triple-A debut on June 25 against Fresno...youngest player (20) to start for Tacoma since Felix Hernandez (19) in 2005...earned a win with 6.0 innings of scoreless, three-hit work (6.0,3,0,0,2,4).
- Made three quality starts for Tacoma, including nine-strikeout effort in win against Tucson on Aug. 25 (6.0,6,1,1,2,9).
- Opened Tacoma career with 14 consecutive scoreless innings...surrendered first Triple-A run in 4th inning against Salt Lake on July 7.
- Named PCL Pitcher of the Week on Aug. 26...two wins for combined 11.0 IP with 1 earned run on 9 hits with 15 strikeouts.
- Contract selected by Seattle on Aug. 30...earned win in MLB debut on Aug. 30 at Houston (5.0,2,1,0,1,2).
- 1-0 record with Seattle through three starts spanning 15.0 IP...3.60 ERA (6ERx15.0IP) with 12 strikeouts.
- Selected to U.S Team for the 2013 All-Star Futures Game...pitched a hitless 2nd inning.
- Named Mariners Minor League Starting Pitcher of the Year.

### 2012:

- Spent entire season with Double-A Jackson Generals (25 GS)...7-10 record with 4.69 ERA (66ERx126.2IP) with a career-high 118 strikeouts.
- Led Generals in strikeouts (118), 2nd in innings pitched (126.2), 4th in wins (7).
- Opened Double-A career with two consecutive wins Apr. 9 (5.0 IP), Apr. 17 (6.0 IP) against Birmingham and Mississippi, respectively...11.0 IP allowing 2 earned run on 6 hits with 15 strikeouts.
- Recorded 9 starts of 6.0 innings or more...including 6 quality starts...held opponents scoreless in 4 starts.
- Named Southern League Mid-Season All-Star while with Generals.
- Tossed nine starts with six or more strikeouts...including a season-high nine-strikeout performance against Chattanooga on June 2 (6.0,3,4,4,4,9,1 HR).
- Made 2 playoff starts, going 0-1 with a 0.71 ERA (1ERx12.2IP) with 13 strikeouts.

FRONT OFFICE

CHENEY STADIUM

COACHES/STAFF

2015 RAINIERS

2014 SEASON REVIEW

OPPONENTS

HISTORY & RECORDS

MEDIA & MISC.

# WALKER (CONTINUED)

**2011:**

- Played his 2nd season in the Mariners system with the Single-A Clinton LumberKings (18 GS)...6-5 record with a 2.89 ERA (31ERx96.2IP) with 113 strikeouts.
- Led LumberKings in strikeouts (113), 2nd in wins (6), 3rd in innings pitched (96.2), 3rd in starts (18).
- Recorded 1st Single-A win on May 15 against Wisconsin (6.1,2,1,1,0,11)...11 strikeouts tied for season high.
- Registered 1st professional complete game on July 13 against Great Lakes (9.0,2,2,2,1,7,1 HR).
- Seven quality starts tossed while with LumberKings.
- Held opponents to a .202 average (.220 vs left, .187 vs right).
- Combined 1.11 ERA in 2nd and 3rd innings...32.1 IP, 14 hits, nine strikeouts.
- Named Mariners Minor League Pitcher of the Year and Clinton's MVP Pitcher.
- Named No. 1 Midwest League prospect in 2011 by Baseball America.

**2010:**

- Entered Seattle organization with four relief appearances with AZL Mariners...1-1 record through 7.0 IP with 1.29 ERA (1ERx7.0IP) and 9 strikeouts.
- Earned win in 1st career professional appearance...2.0 IP against AZL Royals on July 10 (2.0,0,0,0,0,3).
- Held opponents to a .087 average (.143 vs left, .063 vs right).

**Personal:**

- Taijuan (TIE-wahn) Emmanuel Walker.
- Graduated from Yucaipa (CA) High School in 2010...lettered in both baseball and basketball.

## WALKER'S CAREER PLAYING RECORD

Year	Team	LG	W-L	ERA	G	GS	CG	SHO	SV	IP	H	R	ER	HR	HB	BB	SO	WP	BK
2010	AZL Mariners	AZL	1-1	1.29	4	0	0	0	0	7.0	2	3	1	0	1	3	9	3	0
2011	Clinton	MID	6-5	2.89	18	18	1	0	0	96.2	69	33	31	4	3	39	113	6	2
2012	Jackson	SOU	7-10	4.69	25	25	0	0	0	126.2	124	70	66	12	12	50	118	5	0
2013	Jackson	SOU	4-7	4.69	14	14	0	0	0	84.0	58	31	23	6	6	30	96	4	0
	Tacoma	PCL	5-3	3.61	11	11	0	0	0	57.1	54	25	23	5	2	27	64	2	0
	SEATTLE	AL	1-0	3.60	3	3	0	0	0	15.0	11	7	6	0	0	4	12	0	0
2014	High Desert	CAL	0-0	2.08	1	1	0	0	0	4.1	4	2	1	0	0	1	7	0	0
	Jackson	SOU	1-0	0.00	1	1	0	0	0	5.0	3	0	0	0	0	1	10	1	0
	Tacoma	PCL	6-4	4.81	14	14	1	1	0	73.0	68	40	39	13	7	25	74	1	0
	SEATTLE	AL	2-3	2.61	8	5	1	0	0	38.0	31	12	11	2	3	18	34	2	1
<b>Minor Lg Totals</b>			<b>30-30</b>	<b>3.65</b>	<b>88</b>	<b>84</b>	<b>2</b>	<b>1</b>	<b>0</b>	<b>454.0</b>	<b>382</b>	<b>204</b>	<b>184</b>	<b>40</b>	<b>31</b>	<b>176</b>	<b>491</b>	<b>22</b>	<b>2</b>
<b>Major Lg Totals</b>			<b>3-3</b>	<b>2.89</b>	<b>11</b>	<b>8</b>	<b>1</b>	<b>0</b>	<b>0</b>	<b>53.0</b>	<b>42</b>	<b>19</b>	<b>17</b>	<b>2</b>	<b>3</b>	<b>22</b>	<b>46</b>	<b>2</b>	<b>1</b>



Taijuan Walker posted a career-high strikeout game on Aug. 10 against Fresno, fanning 13 batters in only 7.0 innings of work. Walker has a career 3.65 minor league ERA.

FRONT OFFICE

CHENEY STADIUM

COACHES/STAFF

2015 RAINIERS

2014 SEASON REVIEW

OPPONENTS

HISTORY & RECORDS

MEDIA & MISC.





**2014 SEASON REVIEW**

# 2014 PACIFIC COAST LEAGUE STANDINGS

## AMERICAN CONFERENCE

NORTHERN	W	L	PCT	GB
Omaha	76	67	.531	-
Iowa	74	70	.514	2.5
Oklahoma City	74	70	.514	2.5
Colorado Springs	53	91	.368	23.5

SOUTHERN	W	L	PCT	GB
Memphis	79	64	.552	-
Nashville	77	67	.535	2.5
New Orleans	70	74	.486	9.5
Round Rock	70	74	.486	9.5

## PACIFIC CONFERENCE

NORTHERN	W	L	PCT	GB
Reno	81	63	.563	-
Sacramento	79	65	.549	2.0
Tacoma	74	70	.514	7.0
Fresno	68	76	.472	13.0

SOUTHERN	W	L	PCT	GB
Las Vegas	81	63	.563	-
El Paso	72	72	.500	9.0
Albuquerque	62	80	.437	18.0
Salt Lake	60	84	.417	21.0

### 2014 PACIFIC COAST LEAGUE PLAYOFFS:

Semifinals: Omaha defeats Memphis (3-1); Reno defeats Las Vegas (3-1)  
 Championship: Omaha defeats Reno (3-2)

## 2014 DEPARTMENTAL LEADERS

### TOP 10 BATTING LEADERS

BATTER	AVG	G	AB	R	H	HR	RBI
B. Boesch, SLC	.332	95	374	68	124	25	85
A. Marte, REN	.329	126	471	81	155	19	80
T. Pham, MEM	.324	104	346	63	112	10	44
J. Shuck, SLC	.320	102	406	64	130	5	57
C. Robinson, ALB	.312	119	429	77	134	18	80
N. Ahmed, REN	.312	104	407	57	127	4	47
E. Velez, NAS	.309	116	404	57	125	7	51
J. Giavotella, OMA	.308	114	441	66	136	7	61
S. Peterson, SAC	.308	137	543	101	167	11	90
T. Greene, ELP	.307	114	433	70	133	9	59

### RUNS SCORED

J. Pederson, ALB	106
S. Peterson, SAC	101
N. Buss, SAC	91
G. Brown, FRE	89
J. Hoying, RR	86

### HITS

S. Peterson, SAC	167
N. Buss, SAC	162
A. Marte, REN	155
P. Orlando, OMA	151
M. Jacobs, REN	150

### TOTAL BASES

J. Hoying, RR	263
J. Pederson, ALB	259
A. Marte, REN	250
S. Peterson, SAC	250
M. Jacobs, REN	244

### RBI

M. Jacobs, REN	97
K. Jensen, NEW	92
A. Duvall, FRE	90
S. Peterson, SAC	90
X. Scruggs, MEM	87

### HOME RUNS

J. Pederson, ALB	33
C. Peguero, OMA	30
M. Fields, OMA	28
4 others tied at 27.	

### STOLEN BASES

A. Wates, NEW	37
G. Brown, FRE	36
D. Ford, FRE	35
P. Orlando, OMA	34
R. Noel, ELP	32

### TOP 10 PITCHING LEADERS

PITCHER	W-L	ERA	IP	H	BB	SO
N. Tropeano, OKC	9-5	3.03	124.2	90	33	120
C. Heston, FRE	12-9	3.38	173.0	152	51	125
D. Beeler, IOW	9-6	3.40	124.1	112	32	83
T. Cooney, MEM	14-6	3.47	158.0	158	47	119
E. Jokisch, IOW	9-10	3.58	158.1	155	31	143
J. Bennett, ALB	8-6	3.83	120.0	137	44	82
A. Brooks, OMA	12-3	3.88	139.0	151	25	97
J. Lamb, OMA	8-10	3.97	138.1	137	68	131
<b>J. Pries, TAC</b>	<b>9-8</b>	<b>4.06</b>	<b>142.0</b>	<b>135</b>	<b>53</b>	<b>111</b>
B. Flynn, NEW	8-10	4.06	139.2	169	50	104

### WINS

T. Cooney, MEM	14
A. Brooks, OMA	12
C. Heston, FRE	12
L. Verrett, LV	11
8 others tied at 10	

### COMPLETE GAMES

J. Germano, ALB	3
5 others tied at 2.	

### INNINGS PITCHED

C. Heston, FRE	173.0
L. Verrett, LV	162.0
E. Jokisch, IOW	158.1
T. Cooney, MEM	158.0
Z. Lee, ALB	150.2

### STRIKEOUTS

N. Syndergaard, LV	145
E. Jokisch, IOW	143
A. Pena, NAS	140
M. Kickham, FRE	131
J. Lamb, OMA	131

### SAVES

B. Parker, IOW	25
H. Hembree, FRE	18
S. Patton, RR	18
J. McBryde, SAC	17
2 others tied at 16.	

### AVERAGE AGAINST

N. Tropeano, OKC	0.202
A. Pena, NAS	0.208
C. Heston, FRE	0.233
D. Beeler, IOW	0.245
<b>J. Pries, TAC</b>	<b>0.254</b>

# PACIFIC COAST LEAGUE STATISTICS

## 2014 TEAM BATTING

TEAM	AVG	G	AB	R	H	TB	2B	3B	HR	RBI	BB	SO	SB	CS
Salt Lake	.293	144	5037	788	1477	2270	295	57	128	725	453	933	102	46
Reno	.293	144	5059	790	1480	2259	296	51	127	736	510	996	71	21
Omaha	.285	143	4927	711	1404	2208	274	31	156	659	391	1097	147	54
Las Vegas	.283	144	4985	880	1413	2291	290	36	172	816	650	1115	76	35
Albuquerque	.283	142	4833	730	1369	2238	270	46	169	688	490	1171	95	46
Okla. City	.283	144	4901	722	1388	2042	250	31	114	669	527	1037	127	63
<b>Tacoma</b>	<b>.281</b>	<b>144</b>	<b>4931</b>	<b>727</b>	<b>1384</b>	<b>2094</b>	<b>249</b>	<b>34</b>	<b>131</b>	<b>678</b>	<b>523</b>	<b>1091</b>	<b>107</b>	<b>52</b>
El Paso	.279	144	4988	761	1392	2203	300	38	145	717	510	1204	92	41
Sacramento	.274	144	4973	745	1363	1933	273	24	83	696	628	1024	82	25
Memphis	.273	143	4757	712	1301	1986	250	18	133	665	451	910	80	40
Fresno	.270	144	4939	708	1332	2043	240	27	139	661	396	1165	132	60
Nashville	.266	144	4715	634	1252	1969	257	35	130	595	384	1060	77	42
Col. Springs	.265	144	4880	639	1294	1975	281	35	110	594	422	1054	89	62
Round Rock	.265	144	4856	700	1285	2054	253	36	148	659	416	1197	109	31
New Orleans	.260	144	4926	668	1282	2028	245	24	151	633	435	1166	82	40
Iowa	.254	144	4762	644	1209	1926	245	26	140	612	469	1280	135	40

## 2014 TEAM PITCHING

TEAM	W	L	ERA	G	CG	SHO	GF	SV	IP	H	R	ER	HR	BB	SO
Nashville	77	67	3.85	144	1	11	143	39	1230.0	1136	587	526	101	484	1236
Iowa	74	70	3.88	144	3	15	141	40	1255.2	1237	602	541	118	423	1153
Memphis	79	64	3.97	143	5	13	138	43	1234.2	1220	593	545	141	410	967
Okla. City	74	70	4.19	144	1	7	143	35	1270.1	1275	658	592	106	454	1089
Omaha	76	67	4.27	143	1	7	142	38	1251.2	1247	665	594	149	475	1105
Reno	81	63	4.36	144	2	8	142	40	1276.2	1342	687	618	121	537	1071
Fresno	68	76	4.38	144	4	8	140	32	1269.1	1333	703	618	126	532	1103
New Orleans	70	74	4.51	144	2	9	142	36	1270.1	1324	724	637	127	542	1150
Sacramento	79	65	4.60	144	1	5	143	40	1286.1	1361	735	658	144	465	1114
<b>Tacoma</b>	<b>74</b>	<b>70</b>	<b>4.63</b>	<b>144</b>	<b>2</b>	<b>7</b>	<b>142</b>	<b>40</b>	<b>1272.1</b>	<b>1325</b>	<b>728</b>	<b>654</b>	<b>151</b>	<b>495</b>	<b>1106</b>
Las Vegas	81	63	4.64	144	1	7	143	38	1274.1	1453	750	657	129	475	1172
Round Rock	70	74	4.91	144	7	6	137	29	1247.1	1417	751	681	168	393	1135
El Paso	72	72	5.15	144	1	2	143	42	1273.0	1465	824	728	146	503	1013
Col. Springs	53	91	5.43	144	3	12	141	24	1252.0	1501	839	756	150	466	1055
Albuquerque	62	80	5.50	142	3	6	139	35	1224.2	1466	828	749	145	468	976
Salt Lake	60	84	5.78	144	3	4	141	33	1259.1	1523	885	809	154	533	1055

## 2014 TEAM FIELDING

CLUB	PCT	G	PO	A	E	TC	DP	PB
Memphis	.984	143	3704	1396	82	5182	129	6
Round Rock	.982	144	3742	1433	97	5272	135	13
Nashville	.980	144	3690	1405	102	5197	99	14
Salt Lake	.980	144	3778	1403	104	5285	153	12
Reno	.980	144	3830	1667	111	5608	151	9
Sacramento	.980	144	3859	1417	108	5384	149	18
Okla. City	.980	144	3811	1461	108	5380	156	11
New Orleans	.980	144	3811	1371	107	5289	118	22
Iowa	.979	144	3767	1441	114	5322	142	11
Omaha	.978	143	3755	1320	115	5190	130	14
Albuquerque	.978	142	3674	1518	119	5311	149	15
Col. Springs	.977	144	3756	1530	123	5409	153	9
<b>Tacoma</b>	<b>.977</b>	<b>144</b>	<b>3817</b>	<b>1335</b>	<b>122</b>	<b>5274</b>	<b>104</b>	<b>7</b>
Fresno	.977	144	3808	1442	125	5375	148	20
El Paso	.975	144	3819	1496	137	5452	143	7
Las Vegas	.975	144	3823	1453	136	5412	151	19

## 2014 PACIFIC COAST LEAGUE AWARD WINNERS

Most Valuable Player.....	Joc Pederson, Albuquerque
Pitcher of the Year.....	Jimmy Nelson, Nashville
Rookie of the Year.....	Joc Pederson, Albuquerque
Manager of the Year.....	Wally Backman, Las Vegas

FRONT  
OFFICE

CHENEY  
STADIUM

COACHES/STAFF

2015 RAINIERS

2014 SEASON  
REVIEW

OPPONENTS

HISTORY &  
RECORDS

MEDIA &  
MISC.

# 2014 RAINIERS BATTING

BATTERS	AVG	G	AB	R	H	2B	3B	HR	RBI	TB	BB	IBB	SO	SB	CS	OBP	SLG	SF	SH	HP	GDP	E
Almonte	.267	72	277	42	74	10	3	6	31	108	28	0	66	7	4	.333	.390	1	6	0	6	5
Avery	.275	120	400	70	110	21	2	10	38	165	42	2	91	31	8	.344	.413	2	2	1	5	7
Blash	.210	45	162	23	34	8	0	12	37	78	17	0	57	2	2	.312	.481	2	0	8	2	4
Bonilla	.234	90	278	29	65	16	1	2	27	89	22	1	64	5	4	.291	.320	1	12	1	10	11
Brady	.100	7	20	2	2	0	0	0	1	2	4	0	8	1	0	.240	.100	1	0	0	1	2
Chavez	.272	37	114	16	31	2	0	0	6	33	13	2	17	0	4	.346	.289	2	4	1	6	0
Choi	.283	70	237	41	67	7	2	5	30	93	36	0	42	2	2	.381	.392	2	3	3	10	1
Franklin	.294	75	279	45	82	16	1	9	47	127	47	3	60	9	5	.392	.455	5	1	1	4	10
Gillespie	.362	16	58	14	21	5	1	5	14	43	9	0	9	2	0	.456	.741	0	0	1	0	0
Hart	.286	19	70	8	20	4	2	4	9	40	7	0	13	0	0	.351	.571	0	0	0	0	0
Hebert	.200	3	10	0	2	0	0	0	0	2	1	0	2	0	0	.273	.200	0	0	0	0	0
Hicks	.277	28	101	13	28	2	1	2	20	38	7	0	24	1	0	.330	.376	2	0	2	3	1
Jones	.282	37	156	24	44	6	3	2	15	62	13	0	31	7	3	.341	.397	0	3	1	4	1
Kelly	.263	134	456	81	120	19	2	15	80	188	85	0	96	11	3	.381	.412	2	3	3	7	13
Mack	.400	2	5	1	2	0	0	0	0	2	1	0	3	0	0	.500	.400	0	0	0	0	0
Marte	.313	19	80	16	25	5	0	2	9	36	8	0	13	6	0	.367	.450	2	0	0	1	3
Montero	.286	97	364	55	104	24	1	16	74	178	37	4	79	1	0	.350	.489	6	0	2	13	10
Morban	.242	29	99	10	24	4	1	0	7	30	10	0	32	0	0	.312	.303	0	0	0	3	3
Morrison	.308	18	65	13	20	2	0	3	8	31	11	1	8	2	0	.416	.477	0	0	1	3	0
Nady	.236	22	89	8	21	3	0	2	9	30	4	0	17	0	0	.296	.337	1	0	4	6	1
Noriega	.281	101	367	36	103	21	0	3	36	133	10	0	86	3	2	.303	.362	3	3	3	17	12
Pina	.214	4	14	1	3	1	0	0	3	4	0	0	2	0	0	.214	.286	0	0	0	2	0
Quintero	.290	73	259	29	75	17	3	4	27	110	7	0	49	2	3	.311	.425	2	6	2	12	6
Romero	.358	36	151	26	54	7	2	12	36	101	8	0	28	1	3	.387	.669	3	0	1	6	0
Saunders	.327	15	55	11	18	3	1	1	9	26	16	0	15	0	0	.479	.473	0	0	0	0	1
Simpson	.167	2	6	0	1	0	0	0	0	1	0	0	4	0	0	.167	.167	0	0	0	0	0
Smoak	.337	56	205	29	69	13	0	7	40	103	33	4	41	0	2	.422	.502	8	0	3	5	1
Sucre	.274	48	175	13	48	7	1	2	16	63	4	0	29	0	1	.293	.360	1	0	1	4	2
Taylor, C.	.328	75	302	63	99	22	7	5	37	150	35	1	74	14	6	.397	.497	5	1	3	7	11
Taylor, W.	.000	1	1	0	0	0	0	0	0	0	0	0	1	0	0	.000	.000	0	0	0	0	0
Tenbrink	.237	23	76	8	18	4	0	2	12	28	8	0	30	0	0	.310	.368	0	0	0	4	6
<b>Team Total</b>	<b>.281</b>	<b>144</b>	<b>4931</b>	<b>727</b>	<b>1384</b>	<b>249</b>	<b>34</b>	<b>131</b>	<b>678</b>	<b>2094</b>	<b>523</b>	<b>18</b>	<b>1091</b>	<b>107</b>	<b>52</b>	<b>.351</b>	<b>.425</b>	<b>51</b>	<b>44</b>	<b>42</b>	<b>141</b>	<b>122</b>

# 2014 RAINIERS PITCHING

PITCHERS	W-L	ERA	G	GS	CG	SHO	SV	IP	H	R	ER	HR	HB	BB	IBB	SO	BK	WP	AVG	OPP
Arias	1-1	9.82	8	0	0	0	0	14.2	20	16	16	2	0	7	0	10	0	2	.308	
Bawcom	4-4	4.93	40	0	0	0	6	45.2	48	25	25	6	1	25	0	32	0	3	.287	
Beavan	4-1	3.69	19	2	1	0	0	39.0	38	18	16	7	1	14	0	31	0	2	.255	
Bonilla	0-0	***	1	0	0	0	0	0.0	0	2	2	0	0	4	0	0	0	0	.000	
Carraway	8-5	5.10	30	22	0	0	0	125.1	151	76	71	13	6	32	0	83	0	4	.298	
Coffey	4-1	1.93	36	0	0	0	11	37.1	31	10	8	3	0	16	1	34	1	4	.220	
Elias	1-0	0.00	1	1	0	0	0	5.0	0	0	0	0	0	1	0	6	0	0	.000	
Fernandez	1-1	3.86	5	5	0	0	0	25.2	24	16	11	3	0	14	0	27	0	3	.250	
Gillheeneey	3-11	5.62	24	23	0	0	0	105.2	117	73	66	16	4	44	0	110	0	4	.280	
Hill	0-2	9.90	11	1	0	0	0	10.0	14	12	11	1	3	12	0	8	0	1	.341	
Iwakuma	0-0	4.50	1	1	0	0	0	4.0	6	3	2	0	0	0	0	2	0	0	.353	
Kelly	0-0	0.00	1	0	0	0	0	1.0	0	0	0	0	0	0	0	0	0	0	.000	
Kensing	6-3	3.58	49	1	0	0	2	88.0	85	40	35	5	2	33	1	79	3	2	.254	
Kohlscheen	2-0	3.28	15	0	0	0	0	24.2	22	9	9	2	1	6	0	22	0	0	.237	
Luetge	3-2	3.32	42	0	0	0	3	62.1	58	24	23	6	4	27	2	70	0	7	.249	
MacDougal	0-0	8.25	12	0	0	0	0	12.0	16	11	11	1	1	7	0	13	0	3	.308	
Maurer	1-0	2.79	12	1	0	0	3	19.1	18	8	6	2	0	8	1	24	0	0	.247	
Miller	0-0	24.30	2	0	0	0	0	3.1	10	9	9	1	0	2	0	4	0	1	.526	
Miner	2-2	8.60	21	1	0	0	0	37.2	57	43	36	9	2	15	0	25	0	6	.341	
Palmer	2-8	5.42	18	13	0	0	2	73.0	82	54	44	9	6	36	0	51	0	6	.281	
Paxton	0-1	4.35	3	3	0	0	0	10.1	13	7	5	2	0	6	0	14	0	0	.295	
Pries	9-8	4.06	25	24	0	0	0	142.0	135	66	64	14	9	53	0	111	2	8	.254	
Pryor	2-1	4.65	24	0	0	0	1	31.0	26	16	4	0	18	0	27	0	2	2	.226	
Quintero	0-0	0.00	1	0	0	0	0	1.0	0	0	0	0	0	1	0	0	0	0	.000	
Ramirez, E.	6-5	3.65	15	14	0	0	0	86.1	92	43	35	8	4	13	0	67	0	9	.270	
Ramirez, R.	0-0	10.38	4	0	0	0	0	4.1	6	5	5	0	2	3	0	5	0	0	.300	
Rapada	4-1	4.12	14	0	0	0	0	19.2	17	13	9	5	1	7	3	16	0	0	.246	
Rogers	1-0	3.86	2	1	0	0	0	7.0	5	3	3	1	0	7	0	5	0	2	.185	
Ruffin	3-3	5.31	22	7	0	0	2	61.0	65	38	36	9	6	25	0	50	0	4	.266	
Smith	1-3	2.93	39	0	0	0	10	43.0	44	19	14	1	1	13	0	45	0	2	.265	
Snow	2-3	4.05	16	10	0	0	0	60.0	57	29	27	8	3	21	0	61	0	2	.247	
Walker	6-4	4.81	14	14	1	1	0	73.0	68	40	39	13	7	25	0	74	0	1	.243	
<b>Team Total</b>	<b>74-70</b>	<b>4.63</b>	<b>144</b>	<b>144</b>	<b>2</b>	<b>7</b>	<b>40</b>	<b>1272.1</b>	<b>1325</b>	<b>728</b>	<b>654</b>	<b>151</b>	<b>64</b>	<b>495</b>	<b>8</b>	<b>1106</b>	<b>6</b>	<b>78</b>	<b>.268</b>	

FRONT OFFICE

CHENEY STADIUM

COACHES/STAFF

2015 RAINIERS

2014 SEASON REVIEW

OPPONENTS

HISTORY & RECORDS

MEDIA & MISC.

# 2014 RAINIERS FIELDING

## PITCHER (32)

PLAYER	PCT	G	INN	PO	A	E	TC	DP
Arias	1.000	8	14.2	3	2	0	5	0
Bawcom	1.000	40	45.2	3	4	0	7	0
Beavan	1.000	19	39.0	1	2	0	3	0
Bonilla	--	1	0.0	0	0	0	0	0
Carraway	1.000	30	125.1	9	12	0	21	2
Coffey	1.000	36	37.1	0	3	0	3	0
Elias	--	1	5.0	0	0	0	0	0
Fernandez	1.000	5	25.2	1	1	0	2	0
Gillheeneey	1.000	24	105.2	4	10	0	14	0
Hill	1.000	11	10.0	0	6	0	6	1
Iwakuma	--	1	4.0	0	0	0	0	0
Kelly	--	1	1.0	0	0	0	0	0
Kensing	1.000	49	88.0	4	12	0	16	0
Kohlscheen	1.000	15	24.2	0	3	0	3	0
Luetge	1.000	42	62.1	2	13	0	15	1
MacDougal	1.000	12	12.0	1	0	0	1	0
Maurer	.750	12	19.1	1	2	1	4	1
Miller	1.000	2	3.1	1	1	0	2	0
Miner	1.000	21	37.2	3	3	0	6	1
Palmer	.833	18	73.0	9	6	3	18	0
Paxton	1.000	3	10.1	0	1	0	1	0
Pries	.955	25	142.0	10	11	1	22	1
Pryor	1.000	24	31.0	3	1	0	4	0
Quintero	--	1	1.0	0	0	0	0	0
Ramirez, E.	.917	15	86.1	4	7	1	12	3
Ramirez, R.	1.000	4	4.1	0	1	0	1	0
Rapada	.857	14	19.2	2	4	1	7	0
Rogers	1.000	2	7.0	2	0	0	2	0
Ruffin	.750	22	61.0	2	4	2	8	0
Smith	.929	39	43.0	5	8	1	14	1
Snow	.800	16	60.0	2	2	1	5	0
Walker	1.000	14	73.0	5	9	0	14	3
<b>TOTALS</b>	<b>.949</b>	<b>144</b>	<b>1272.1</b>	<b>77</b>	<b>128</b>	<b>11</b>	<b>216</b>	<b>104</b>

## CATCHER (5)

PLAYER	PCT	G	INN	PO	A	E	TC	DP	PB
Hicks	.996	28	243.2	210	17	1	228	1	0
Pina	1.000	4	31.2	24	2	0	26	1	0
Quintero	.990	71	590.1	526	46	6	578	4	5
Sucre	.995	48	405.2	362	35	2	399	5	2
Taylor	--	1	1.0	0	0	0	0	0	0
<b>TOTALS</b>	<b>.993</b>	<b>144</b>	<b>1272.1</b>	<b>1122</b>	<b>100</b>	<b>9</b>	<b>1231</b>	<b>104</b>	<b>7</b>

## FIRST BASE (7)

PLAYER	PCT	G	INN	PO	A	E	TC	DP
Bonilla	1.000	15	91.1	74	6	0	80	6
Choi	.997	40	298.0	291	18	1	310	26
Montero	.971	44	371.1	317	23	10	350	27
Morrison	1.000	6	45.0	31	5	0	36	5
Nady	1.000	8	78.2	73	6	0	79	6
Quintero	1.000	2	8.0	6	1	0	7	0
Smoak	.997	43	380.0	351	16	1	368	23
<b>TOTALS</b>	<b>.990</b>	<b>144</b>	<b>1272.1</b>	<b>1143</b>	<b>75</b>	<b>12</b>	<b>1230</b>	<b>104</b>

## SECOND BASE (7)

PLAYER	PCT	G	INN	PO	A	E	TC	DP
Bonilla	1.000	1	2.0	1	0	0	1	0
Brady	1.000	3	20.0	5	5	0	10	0
Franklin	.959	35	304.0	60	81	6	147	13
Kelly	.984	64	543.0	119	133	4	256	29
Noriega	1.000	24	211.2	50	75	0	125	12
Romero	1.000	1	9.0	3	5	0	8	1
Taylor	.979	21	182.2	33	62	2	97	13
<b>TOTALS</b>	<b>.981</b>	<b>144</b>	<b>1272.1</b>	<b>271</b>	<b>361</b>	<b>12</b>	<b>644</b>	<b>104</b>

## THIRD BASE (6)

PLAYER	PCT	G	INN	PO	A	E	TC	DP
Bonilla	.926	50	386.1	32	80	9	121	7
Brady	.714	4	26.0	2	3	2	7	1
Hebert	1.000	3	20.0	2	1	0	3	0
Kelly	.905	36	304.0	24	62	9	95	5
Noriega	.955	48	414.2	43	104	7	154	11
Tenbrink	.829	15	121.1	11	18	6	35	0
<b>TOTALS</b>	<b>.920</b>	<b>144</b>	<b>1272.1</b>	<b>114</b>	<b>268</b>	<b>33</b>	<b>415</b>	<b>104</b>

## SHORTSTOP (6)

PLAYER	PCT	G	INN	PO	A	E	TC	DP
Bonilla	.957	10	88.0	13	32	2	47	3
Franklin	.973	34	305.1	51	93	4	148	18
Hebert	1.000	1	7.0	1	2	0	3	1
Marte	.961	19	173.2	21	53	3	77	8
Noriega	.946	29	236.0	35	53	5	93	10
Taylor	.959	54	462.1	65	143	9	217	26
<b>TOTALS</b>	<b>.961</b>	<b>144</b>	<b>1272.1</b>	<b>186</b>	<b>376</b>	<b>23</b>	<b>585</b>	<b>104</b>

## OUTFIELD (19)

PLAYER	PCT	G	INN	PO	A	E	TC	DP
Almonte	.973	69	597.2	177	5	5	187	0
Avery	.970	113	912.1	218	6	7	231	0
Blash	.953	41	355.0	80	1	4	85	1
Bonilla	1.000	18	149.2	34	2	0	36	0
Brady	1.000	1	7.0	1	0	0	1	0
Chavez	1.000	23	189.2	55	1	0	56	0
Choi	1.000	26	223.0	40	0	0	40	0
Franklin	1.000	2	17.0	1	0	0	1	0
Gillespie	1.000	15	122.0	19	1	0	20	0
Hart	1.000	1	6.0	2	0	0	2	0
Jones	.988	38	326.0	82	3	1	86	0
Kelly	1.000	20	175.0	40	2	0	42	0
Mack	1.000	2	14.0	2	0	0	2	0
Morban	.925	21	181.1	35	2	3	40	1
Nady	.958	12	109.0	21	2	1	24	0
Romero	1.000	33	284.2	59	2	0	61	0
Saunders	.944	10	83.0	17	0	1	18	0
Simpson	1.000	2	18.0	7	0	0	7	0
Tenbrink	1.000	7	46.2	14	0	0	14	0
<b>TOTALS</b>	<b>.977</b>	<b>144</b>	<b>3817.0</b>	<b>904</b>	<b>27</b>	<b>22</b>	<b>953</b>	<b>104</b>

## TACOMA TRIPLE PLAYS

Tacoma has turned nine triple plays since 1960, most recently in 1995 (2B Arquimedes Pozo to 1B Greg Litton). The 1973 Twins turned two in one season, with 1B Craig Kuskic and SS Bucky Guth participating in both of them.

FRONT OFFICE

CHENEY STADIUM

COACHES/STAFF

2015 RAINIERS

2014 SEASON REVIEW

OPPONENTS

HISTORY & RECORDS

MEDIA & MISC.



# MONTHLY BATTING AND PITCHING TOTALS

## APRIL

BATTERS	AVG	G	AB	R	H	2B	3B	HR	RBI	BB	SO	SB	CS	OBP	SLG	SF	SAC	E
Avery, Xavier	.270	23	89	9	24	3	2	0	11	4	17	9	2	.295	.348	2	1	2
Blash, Jabari	.000	1	5	0	0	0	0	0	0	0	0	0	0	.000	.000	0	0	0
Bonilla, Leury	.273	13	33	0	9	2	0	0	3	3	5	0	1	.351	.333	0	0	2
Chavez, Endy	.275	18	51	11	14	0	0	0	1	9	7	0	1	.393	.275	0	2	0
Choi, Ji-Man	.394	10	33	7	13	2	0	1	5	7	6	0	0	.500	.545	0	0	0
Franklin, Nick	.350	15	60	10	21	5	0	4	15	8	14	2	2	.426	.633	0	0	2
Gillespie, Cole	.362	16	58	14	21	5	1	5	14	9	9	2	0	.456	.741	0	0	1
Jones, James	.324	18	71	14	23	2	1	2	7	8	15	5	3	.400	.465	0	1	0
Kelly, Ty	.259	21	58	14	15	1	0	2	8	17	13	0	1	.427	.379	0	1	5
Mack, Chantz	.400	2	5	1	2	0	0	0	0	1	3	0	0	.500	.400	0	0	0
Montero, Jesus	.288	20	80	14	23	3	1	7	21	4	20	0	0	.322	.613	2	0	2
Morban, Julio	.250	6	20	2	5	1	0	0	1	4	6	0	0	.375	.300	0	0	0
Noriega, Gabriel	.413	13	46	8	19	7	0	0	2	0	6	1	0	.413	.565	0	0	4
Pina, Manny	.214	4	14	1	3	1	0	0	3	0	2	0	0	.214	.286	0	0	0
Quintero, Humberto	.292	7	24	2	7	2	0	0	1	0	5	0	0	.292	.375	0	1	0
Sucre, Jesus	.222	14	54	3	12	2	0	1	10	1	9	0	0	.236	.315	0	0	0
Taylor, Chris	.364	24	99	17	36	10	2	2	14	6	18	5	1	.394	.566	3	0	3
Teubrink, Nate	.250	1	4	1	1	1	0	0	2	0	1	0	0	.250	.500	0	0	1
<b>Team Total</b>	<b>.308</b>	<b>24</b>	<b>804</b>	<b>128</b>	<b>248</b>	<b>47</b>	<b>7</b>	<b>24</b>	<b>118</b>	<b>81</b>	<b>157</b>	<b>24</b>	<b>11</b>	<b>.373</b>	<b>.474</b>	<b>7</b>	<b>6</b>	<b>24</b>

PITCHERS	W-L	ERA	G	GS	CG	SHO	SV	IP	H	R	ER	HR	HB	BB	SO	BK	WP	OPP AVG
Arias, Jonathan	0-1	11.00	5	0	0	0	0	9.0	13	11	11	2	0	5	6	0	1	.317
Bawcom, Logan	1-1	5.19	8	0	0	0	2	8.2	8	5	5	0	0	7	8	0	1	.250
Beavan, Blake	1-0	2.08	2	2	1	0	0	13.0	9	3	3	2	0	4	8	0	1	.191
Carraway, Andrew	2-1	3.80	4	4	0	0	0	21.1	24	13	9	3	0	5	17	0	1	.293
Fernandez, Anthony	1-1	3.86	5	5	0	0	0	25.2	24	16	11	3	0	14	27	0	3	.250
Gillheaney, James	1-2	7.59	3	3	0	0	0	10.2	13	9	9	0	0	9	15	0	1	.295
Hill, Nick	0-1	6.43	6	1	0	0	0	7.0	7	5	5	1	1	6	6	0	0	.269
Iwakuma, Hisashi	0-0	4.50	1	1	0	0	0	4.0	6	3	2	0	0	0	2	0	0	.353
Kensing, Logan	1-0	0.59	9	0	0	0	2	15.1	15	1	1	1	0	5	15	0	0	.254
Luetge, Lucas	1-0	5.79	4	0	0	0	1	4.2	3	3	3	1	1	1	6	0	1	.176
Maurer, Brandon	0-0	2.16	4	1	0	0	0	8.1	5	3	2	1	0	5	17	0	0	.167
Miner, Zach	0-0	6.75	7	0	0	0	0	12.0	14	11	9	4	2	6	11	0	5	.280
Pries, Jordan	1-1	2.70	3	3	0	0	0	16.2	10	5	5	0	1	9	10	1	0	.172
Pryor, Stephen	0-0	1.80	5	0	0	0	1	5.0	4	1	1	0	0	4	3	0	1	.235
Ramirez, Ramon	0-0	10.38	4	0	0	0	0	4.1	6	5	5	0	2	3	5	0	0	.300
Rapada, Clay	3-0	5.23	9	0	0	0	0	10.1	8	8	6	3	1	2	7	0	0	.222
Rogers, Mark	1-0	2.25	1	0	0	0	0	4.0	3	1	1	0	0	2	3	0	1	.200
Ruffin, Chance	0-2	8.44	4	4	0	0	0	16.0	16	15	15	4	4	12	17	0	1	.258
Smith, Carson	0-1	3.18	7	0	0	0	2	5.2	6	6	2	0	1	3	4	0	0	.261
<b>Team Total</b>	<b>13-11</b>	<b>4.69</b>	<b>24</b>	<b>24</b>	<b>1</b>	<b>2</b>	<b>8</b>	<b>201.2</b>	<b>194</b>	<b>124</b>	<b>105</b>	<b>25</b>	<b>13</b>	<b>102</b>	<b>187</b>	<b>1</b>	<b>17</b>	<b>.251</b>

## MAY

BATTERS	AVG	G	AB	R	H	2B	3B	HR	RBI	BB	SO	SB	CS	OBP	SLG	SF	SAC	E
Almonte, Abraham	.202	24	99	12	20	3	0	1	7	6	27	3	2	.245	.263	1	0	2
Avery, Xavier	.269	28	104	16	28	4	0	1	10	15	21	9	4	.367	.337	0	0	1
Blash, Jabari	.182	25	88	11	16	4	0	5	17	10	33	1	1	.282	.398	2	0	1
Bonilla, Leury	.273	25	77	10	21	9	0	1	10	7	20	3	2	.329	.429	1	4	6
Brady, Patrick	.143	5	14	2	2	0	0	0	0	4	5	1	0	.333	.143	0	0	1
Chavez, Endy	.270	19	63	5	17	2	0	0	5	4	10	0	3	.304	.302	2	2	0
Franklin, Nick	.408	15	49	11	20	2	0	3	11	15	9	4	2	.538	.633	1	0	3
Hebert, Brock	.200	3	10	0	2	0	0	0	0	1	2	0	0	.273	.200	0	0	0
Jones, James	.222	2	9	1	2	1	0	0	1	0	1	0	0	.222	.333	0	0	0
Kelly, Ty	.288	30	111	23	32	10	0	4	23	19	22	1	0	.389	.486	1	0	5
Montero, Jesus	.252	30	111	13	28	8	0	1	15	18	25	0	0	.353	.351	3	0	5
Morrison, Logan	.323	8	31	7	10	1	0	1	2	2	4	1	0	.364	.454	0	0	0
Nady, Xavier	.200	1	5	1	1	0	0	0	0	0	2	0	0	.200	.200	0	0	0
Noriega, Gabriel	.312	22	77	9	24	6	0	1	9	1	14	0	0	.325	.429	1	1	3
Quintero, Humberto	.302	21	63	8	19	5	1	0	11	6	11	2	1	.361	.413	2	0	2
Sucre, Jesus	.250	15	48	2	12	0	0	0	1	1	4	0	0	.275	.250	1	0	0
Taylor, Chris	.391	11	46	12	18	3	3	1	7	6	12	4	1	.453	.652	1	0	2
<b>Team Total</b>	<b>.271</b>	<b>30</b>	<b>1005</b>	<b>143</b>	<b>272</b>	<b>58</b>	<b>4</b>	<b>19</b>	<b>129</b>	<b>115</b>	<b>222</b>	<b>29</b>	<b>16</b>	<b>.345</b>	<b>.393</b>	<b>16</b>	<b>7</b>	<b>33</b>

PITCHERS	W-L	ERA	G	GS	CG	SHO	SV	IP	H	R	ER	HR	HB	BB	SO	BK	WP	OPP AVG
Arias, Jonathan	1-0	7.94	3	0	0	0	0	5.2	7	5	5	0	0	2	4	0	1	.292
Bawcom, Logan	0-2	7.36	11	0	0	0	4	11.0	16	9	9	1	1	7	4	0	1	.364
Carraway, Andrew	0-3	4.94	6	6	0	0	0	27.1	35	16	15	1	2	9	21	0	0	.310
Coffey, Todd	0-0	27.00	1	0	0	0	0	0.1	1	2	1	0	0	1	0	0	1	.333
Gillheaney, James	0-2	7.02	5	4	0	0	0	16.2	25	16	13	2	1	9	20	0	0	.347
Hill, Nick	0-1	18.00	5	0	0	0	0	3.0	7	7	6	0	2	6	2	0	1	.467
Kensing, Logan	0-0	2.37	9	0	0	0	0	19.0	13	7	5	1	0	6	15	1	1	.191
Luetge, Lucas	1-0	1.98	9	0	0	0	1	13.2	15	4	3	1	0	7	14	0	1	.294
MacDougal, Mike	0-0	10.13	8	0	0	0	0	8.0	12	9	9	1	1	5	9	0	2	.343
Miner, Zach	0-2	9.14	11	1	0	0	0	21.2	38	27	22	5	0	5	11	0	1	.376
Palmer, Matt	1-1	2.00	4	4	0	0	0	18.0	11	8	4	2	0	10	12	0	0	.177
Paxton, James	0-0	6.00	1	1	0	0	0	3.0	4	3	2	0	0	2	5	0	0	.286
Pries, Jordan	2-2	2.48	5	5	0	0	0	29.0	24	8	8	1	0	12	21	0	0	.222
Pryor, Stephen	1-1	8.68	7	0	0	0	0	9.1	11	9	9	2	0	9	7	0	0	.289
Ramirez, Erasmo	1-3	4.55	5	5	0	0	0	29.2	35	18	15	4	2	7	22	0	1	.289
Rapada, Clay	1-1	3.68	4	0	0	0	0	7.1	7	4	3	2	0	5	8	0	0	.269
Rogers, Mark	0-0	6.00	1	1	0	0	0	3.0	2	2	2	1	0	5	2	0	1	.167
Ruffin, Chance	1-1	5.76	8	2	0	0	1	25.0	30	18	16	3	2	6	15	0	3	.283
Smith, Carson	0-1	8.59	7	0	0	0	1	7.1	13	7	7	1	0	2	8	0	0	.382
Walker, Taijuan	0-1	12.00	1	1	0	0	0	3.0	5	4	4	2	0	0	3	0	0	.333
<b>Team Total</b>	<b>9-21</b>	<b>5.45</b>	<b>30</b>	<b>30</b>	<b>0</b>	<b>2</b>	<b>7</b>	<b>261.0</b>	<b>311</b>	<b>183</b>	<b>158</b>	<b>30</b>	<b>11</b>	<b>115</b>	<b>203</b>	<b>1</b>	<b>14</b>	<b>.293</b>

FRONT OFFICE  
CHENEY STADIUM

COACHES/STAFF  
2015 RAINIERS

2014 SEASON REVIEW

OPPONENTS

HISTORY & RECORDS  
MISC.



# MONTHLY BATTING AND PITCHING TOTALS

## JUNE

BATTERS	AVG	G	AB	R	H	2B	3B	HR	RBI	BB	SO	SB	CS	OBP	SLG	SF	SAC	E
Almonte, Abraham	.306	22	85	11	26	3	3	2	13	10	20	1	0	.379	.482	0	2	2
Avery, Xavier	.273	20	66	11	18	2	0	5	9	8	16	5	2	.351	.530	0	0	0
Blast, Jabari	.261	19	69	12	18	4	0	7	20	7	23	1	1	.370	.623	0	0	3
Bonilla, Leury	.158	11	38	5	6	1	0	0	1	3	9	0	0	.220	.184	0	0	0
Brady, Patrick	.000	2	6	0	0	0	0	0	1	0	3	0	0	.000	.000	1	0	1
Choi, Ji-Man	.219	11	32	4	7	0	1	0	4	5	4	0	0	.342	.281	0	0	0
Franklin, Nick	.221	24	95	12	31	1	2	10	13	23	1	0	0	.306	.337	3	0	2
Hart, Corey	.273	8	33	2	9	3	1	1	4	1	9	0	0	.294	.515	0	0	0
Kelly, Ty	.227	27	88	16	20	2	1	4	16	17	20	4	0	.358	.409	0	1	1
Montero, Jesus	.265	10	34	6	9	4	0	0	4	6	8	0	0	.375	.382	0	0	2
Morrison, Logan	.294	10	34	6	10	1	0	2	6	9	4	1	0	.455	.500	0	0	0
Nady, Xavier	.238	21	84	7	20	3	0	2	9	4	15	0	0	.301	.345	1	0	1
Noriega, Gabriel	.296	27	108	10	32	3	0	0	11	7	26	2	1	.345	.324	0	0	3
Quintero, Humberto	.246	15	61	7	15	1	0	2	7	0	11	0	0	.246	.361	0	1	1
Romero, Stefen	.000	1	4	0	0	0	0	0	0	0	3	0	0	.000	.000	0	0	0
Romero, Stefen	.450	5	20	5	9	2	1	1	7	2	4	0	0	.500	.800	0	0	0
Saunders, Michael	.220	11	41	5	9	3	0	1	3	5	7	0	0	.298	.366	1	0	1
Smoak, Justin	.345	15	58	7	20	4	0	1	5	1	11	0	0	.356	.500	0	0	2
Sucre, Jesus	.247	19	73	17	18	5	1	2	9	15	20	2	2	.385	.425	1	0	4
Taylor, Chris	.247	19	73	17	18	5	1	2	9	15	20	2	2	.385	.425	1	0	4
<b>Team Total</b>	<b>.259</b>	<b>29</b>	<b>1029</b>	<b>143</b>	<b>267</b>	<b>44</b>	<b>10</b>	<b>32</b>	<b>139</b>	<b>113</b>	<b>236</b>	<b>17</b>	<b>6</b>	<b>.339</b>	<b>.415</b>	<b>7</b>	<b>4</b>	<b>29</b>

PITCHERS	W-L	ERA	G	GS	CG	SHO	SV	IP	H	R	ER	HR	HB	BB	SO	BK	WP	OPP	AVG
Bawcom, Logan	1-1	1.93	6	0	0	0	0	4.2	7	1	1	0	0	2	2	0	0	.389	
Carraway, Andrew	1-0	5.67	5	5	0	0	0	27.0	33	17	17	2	2	8	15	0	1	.306	
Coffey, Todd	3-1	0.84	11	0	0	0	2	10.2	5	1	1	0	0	6	11	0	1	.143	
Gillheeny, James	2-2	4.24	6	6	0	0	0	34.0	32	18	16	8	1	7	34	0	1	.250	
Kensing, Logan	1-0	1.93	11	0	0	0	0	18.2	21	7	4	0	0	6	18	2	0	.276	
Kohlscheen, Stephen	1-0	1.93	6	0	0	0	0	9.1	5	2	2	0	0	1	5	0	0	.156	
Luetge, Lucas	1-1	4.86	10	0	0	0	0	16.2	14	9	9	1	1	10	17	0	2	.230	
MacDougal, Mike	0-0	4.50	4	4	0	0	0	4.0	4	2	2	0	0	2	4	0	1	.235	
Maurer, Brandon	1-0	3.27	8	0	0	0	3	11.0	13	5	4	1	0	3	7	0	0	.302	
Miner, Zach	0-0	11.25	3	0	0	0	0	4.0	5	5	5	0	0	4	3	0	0	.313	
Palmer, Matt	0-4	7.88	4	4	0	0	0	16.0	25	15	14	1	4	9	9	0	1	.362	
Pries, Jordan	1-2	3.82	6	6	0	0	0	35.1	34	15	15	4	3	10	28	1	1	.264	
Pryor, Stephen	1-0	4.32	6	0	0	0	0	8.1	5	4	4	0	0	3	8	0	1	.167	
Rapada, Clay	0-0	0.00	1	0	0	0	0	2.0	2	1	0	0	0	0	1	0	0	.286	
Ruffin, Chance	2-0	2.50	9	1	0	0	1	18.0	17	5	5	2	0	6	16	0	0	.250	
Smith, Carson	0-0	0.93	8	0	0	0	1	9.2	8	2	1	0	0	3	7	0	0	.250	
Snow, Forrest	0-1	0.90	3	2	0	0	0	10.0	12	3	1	0	0	1	11	0	0	.279	
Walker, Taijuan	2-0	3.25	5	5	1	1	0	27.2	17	11	10	4	3	10	26	0	0	.168	
<b>Team Total</b>	<b>17-12</b>	<b>3.74</b>	<b>29</b>	<b>29</b>	<b>1</b>	<b>2</b>	<b>7</b>	<b>267.0</b>	<b>259</b>	<b>123</b>	<b>111</b>	<b>23</b>	<b>14</b>	<b>91</b>	<b>222</b>	<b>3</b>	<b>9</b>	<b>.256</b>	

## JULY

BATTERS	AVG	G	AB	R	H	2B	3B	HR	RBI	BB	SO	SB	CS	OBP	SLG	SF	SAC	E
Almonte, Abraham	.301	26	93	19	28	4	0	3	11	12	19	3	2	.381	.441	0	4	1
Avery, Xavier	.312	27	77	18	24	7	0	2	5	7	20	4	0	.369	.481	0	1	3
Bonilla, Leury	.169	18	59	9	10	0	1	0	0	4	12	1	1	.222	.203	0	5	1
Choi, Ji-Man	.259	23	85	13	22	4	0	0	10	7	16	1	0	.319	.306	1	2	1
Franklin, Nick	.267	21	75	12	20	6	0	0	11	11	14	2	1	.364	.347	1	1	3
Hart, Corey	.500	2	4	0	2	0	0	0	0	3	0	0	0	.714	.500	0	0	0
Hicks, John	.306	9	36	5	11	0	0	1	3	1	10	1	0	.324	.389	0	0	0
Kelly, Ty	.258	27	89	16	23	1	0	5	22	18	17	2	2	.385	.438	1	0	1
Montero, Jesus	.375	27	104	18	39	9	0	8	33	6	16	0	0	.409	.692	0	0	1
Morban, Julio	.278	5	18	0	5	0	1	0	2	0	7	0	0	.278	.389	0	0	0
Noriega, Gabriel	.197	21	71	6	14	3	0	1	10	1	25	0	0	.203	.282	2	1	2
Quintero, Humberto	.403	17	62	7	25	7	0	1	6	1	8	0	1	.413	.565	0	2	1
Romero, Stefen	.310	10	42	5	13	2	0	3	9	1	7	0	1	.311	.571	2	0	0
Simpson, Corey	.167	2	6	0	1	0	0	0	0	0	4	0	0	.167	.167	0	0	0
Smoak, Justin	.300	19	70	12	21	2	0	5	18	8	15	0	0	.373	.543	3	0	0
Sucre, Jesus	.267	4	15	1	4	1	0	0	0	1	5	0	1	.313	.333	0	0	0
Taylor, Chris	.321	21	84	17	27	4	1	0	7	8	24	3	2	.380	.393	0	1	2
Tenbrink, Nate	.188	5	16	2	3	1	0	1	1	2	4	0	0	.278	.438	0	0	0
<b>Team Total</b>	<b>.290</b>	<b>30</b>	<b>1006</b>	<b>160</b>	<b>292</b>	<b>51</b>	<b>3</b>	<b>30</b>	<b>148</b>	<b>91</b>	<b>223</b>	<b>17</b>	<b>11</b>	<b>.349</b>	<b>.436</b>	<b>10</b>	<b>17</b>	<b>16</b>

PITCHERS	W-L	ERA	G	GS	CG	SHO	SV	IP	H	R	ER	HR	HB	BB	SO	BK	WP	OPP	AVG
Bawcom, Logan	0-0	0.00	2	0	0	0	0	3.0	1	0	0	0	0	3	1	0	1	.100	
Beavan, Blake	2-0	2.25	5	0	0	0	0	8.0	8	2	2	0	0	5	6	0	0	.276	
Carraway, Andrew	2-1	9.53	5	3	0	0	0	17.0	28	18	18	6	2	3	7	0	0	.368	
Coffey, Todd	1-0	1.26	13	0	0	0	3	14.1	11	3	2	1	0	5	13	0	2	.212	
Gillheeny, James	0-2	8.22	4	4	0	0	0	15.1	19	16	14	2	1	7	14	0	1	.302	
Kensing, Logan	2-1	5.40	10	0	0	0	0	15.0	12	9	9	2	2	8	12	0	0	.226	
Kohlscheen, Stephen	1-0	4.11	9	0	0	0	0	15.1	17	7	7	2	1	5	17	0	0	.279	
Luetge, Lucas	0-0	1.98	9	0	0	0	0	13.2	15	3	3	1	1	5	18	0	1	.273	
Palmer, Matt	1-3	5.20	5	5	0	0	0	27.2	28	19	16	3	2	11	21	0	2	.262	
Paxton, James	0-1	3.68	2	2	0	0	0	7.1	9	4	3	2	0	4	9	0	0	.300	
Pries, Jordan	4-1	5.58	5	5	0	0	0	30.2	37	21	19	6	2	11	27	0	3	.303	
Pryor, Stephen	0-0	2.16	6	0	0	0	0	8.1	6	2	2	2	0	2	9	0	0	.200	
Ramirez, Erasmo	1-1	3.77	5	5	0	0	0	31.0	36	14	13	1	2	4	22	0	6	.290	
Ruffin, Chance	0-0	0.00	1	0	0	0	0	2.0	2	0	0	0	0	1	2	0	0	.250	
Smith, Carson	1-0	1.50	9	0	0	0	4	12.0	9	2	2	0	0	4	15	0	0	.200	
Snow, Forrest	1-1	1.48	8	3	0	0	0	24.1	13	4	4	0	2	13	23	0	1	.157	
Walker, Taijuan	2-1	4.20	3	3	0	0	0	15.0	17	7	7	3	2	6	9	0	0	.293	
<b>Team Total</b>	<b>18-12</b>	<b>4.24</b>	<b>30</b>	<b>30</b>	<b>0</b>	<b>1</b>	<b>7</b>	<b>261.0</b>	<b>268</b>	<b>133</b>	<b>123</b>	<b>31</b>	<b>17</b>	<b>102</b>	<b>225</b>	<b>0</b>	<b>17</b>	<b>.266</b>	

FRONT OFFICE  
CHENEY STADIUM  
COACHES/STAFF  
2015 RAINIERS  
2014 SEASON REVIEW

OPPONENTS  
MEDIA & MISC.

HISTORY & RECORDS

# MONTHLY BATTING AND PITCHING TOTALS

## AUGUST

BATTERS	AVG	G	AB	R	H	2B	3B	HR	RBI	BB	SO	SB	CS	OBP	SLG	SF	SAC	E
Avery, Xavier	.220	21	59	15	13	5	0	2	3	8	17	4	0	.313	.407	0	0	1
Bonilla, Leury	.284	22	67	5	19	4	0	1	13	5	17	1	0	.333	.388	0	3	2
Choi, Ji-Man	.286	25	84	17	24	0	1	4	10	16	14	1	2	.402	.452	1	1	0
Hart, Corey	.273	9	33	6	9	1	1	3	5	3	4	0	0	.333	.636	0	0	0
Hicks, John	.258	18	62	7	16	2	1	1	17	6	14	0	0	.333	.371	2	0	1
Jones, James	.250	17	76	9	19	3	2	0	7	5	15	2	0	.296	.342	0	2	0
Kelly, Ty	.280	28	107	12	30	5	1	0	10	13	22	4	0	.364	.346	0	1	1
Marte, Ketel	.316	18	76	14	24	5	0	2	8	7	13	5	0	.365	.461	2	0	3
Montero, Jesus	.143	10	35	4	5	0	0	0	1	3	10	1	0	.205	.143	1	0	0
Morban, Julio	.228	17	57	7	13	3	0	0	4	6	18	0	0	.302	.281	0	0	3
Noriega, Gabriel	.213	17	61	3	13	2	0	1	4	1	13	0	1	.238	.295	0	1	0
Quintero, Humberto	.184	13	49	5	9	2	2	1	2	0	14	0	1	.200	.367	0	2	2
Romero, Stefan	.390	25	105	21	41	5	2	9	27	7	18	1	2	.430	.733	1	0	0
Saunders, Michael	.257	10	35	6	9	1	0	0	2	14	11	0	0	.469	.286	0	0	1
Smook, Justin	.415	26	94	12	39	8	0	1	19	20	19	0	2	.504	.532	4	0	0
Tenbrink, Nate	.264	16	53	5	14	2	0	1	9	5	24	0	0	.328	.358	0	0	5
<b>Team Total</b>	<b>.282</b>	<b>30</b>	<b>1053</b>	<b>148</b>	<b>297</b>	<b>48</b>	<b>10</b>	<b>26</b>	<b>141</b>	<b>119</b>	<b>243</b>	<b>19</b>	<b>8</b>	<b>.356</b>	<b>.421</b>	<b>11</b>	<b>10</b>	<b>20</b>

PITCHERS	W-L	ERA	G	GS	CG	SHO	SV	IP	H	R	ER	HR	HB	BB	SO	BK	WP	AVG	OPP
Bawcom, Logan	2-0	5.19	12	0	0	0	0	17.1	15	10	10	5	0	6	17	0	0	.254	
Beavan, Blake	1-1	5.17	11	0	0	0	0	15.2	18	11	9	4	1	5	16	0	1	.286	
Carraway, Andrew	3-0	3.31	10	4	0	0	0	32.2	31	12	12	1	0	7	23	0	2	.244	
Coffey, Todd	0-0	3.00	11	0	0	0	6	12.0	14	4	4	2	0	4	10	1	0	.275	
Elias, Roenis	1-0	0.00	1	1	0	0	0	5.0	0	0	0	0	0	1	6	0	0	.000	
Gillheaney, James	0-3	4.68	5	5	0	0	0	25.0	25	13	13	3	1	12	23	0	1	.258	
Kensing, Logan	2-2	7.20	10	1	0	0	0	20.0	24	16	16	1	0	8	19	0	1	.308	
Luetge, Lucas	0-1	3.29	10	0	0	0	1	13.2	11	5	5	2	1	4	15	0	2	.224	
Miller, Trevor	0-0	24.30	2	0	0	0	0	3.1	10	9	9	1	0	2	4	0	1	.526	
Palmer, Matt	0-0	7.94	5	0	0	0	2	11.1	18	12	10	3	0	6	9	0	3	.333	
Pries, Jordan	1-1	3.34	5	5	0	0	0	29.2	24	11	11	2	3	10	24	0	4	.224	
Ramirez, Erasmo	4-1	2.45	5	4	0	0	0	25.2	21	11	7	3	0	2	23	0	2	.219	
Smith, Carson	0-1	2.16	8	0	0	0	2	8.1	8	2	2	0	0	1	11	0	2	.250	
Snow, Forrest	1-1	7.71	5	5	0	0	0	25.2	32	22	22	8	1	7	27	0	1	.305	
Walker, Taijuan	2-2	5.93	5	5	0	0	0	27.1	29	18	18	4	2	9	36	0	1	.274	
<b>Team Total</b>	<b>17-13</b>	<b>4.87</b>	<b>30</b>	<b>30</b>	<b>0</b>	<b>0</b>	<b>11</b>	<b>273.2</b>	<b>280</b>	<b>156</b>	<b>148</b>	<b>39</b>	<b>9</b>	<b>84</b>	<b>263</b>	<b>1</b>	<b>21</b>	<b>.264</b>	

## SEPTEMBER

BATTERS	AVG	G	AB	R	H	2B	3B	HR	RBI	BB	SO	SB	CS	OBP	SLG	SF	SAC	E
Avery, Xavier	.600	1	5	1	3	0	0	0	0	0	0	0	0	.600	.600	0	0	0
Bonilla, Leury	.000	1	4	0	0	0	0	0	0	0	1	0	0	.000	.000	0	0	0
Choi, Ji-Man	.333	1	3	0	1	1	0	0	1	1	2	0	0	.500	.667	0	0	0
Hicks, John	.333	1	3	1	1	0	0	0	0	0	0	0	0	.333	.333	0	0	0
Kelly, Ty	.000	1	3	0	0	0	0	0	1	1	2	0	0	.250	.000	0	0	0
Marte, Ketel	.250	1	4	2	1	0	0	0	1	1	0	1	0	.400	.250	0	0	0
Morban, Julio	.250	1	4	1	1	0	0	0	0	0	1	0	0	.250	.250	0	0	0
Noriega, Gabriel	.250	1	4	0	1	0	0	0	0	0	2	0	0	.250	.250	0	0	0
Taylor, Wayne	.000	1	1	0	0	0	0	0	0	0	1	0	0	.000	.000	0	0	0
Tenbrink, Nate	.000	1	3	0	0	0	0	0	0	1	1	0	0	.250	.000	0	0	0
<b>Team Total</b>	<b>.235</b>	<b>1</b>	<b>34</b>	<b>5</b>	<b>8</b>	<b>1</b>	<b>0</b>	<b>0</b>	<b>3</b>	<b>4</b>	<b>10</b>	<b>1</b>	<b>0</b>	<b>.316</b>	<b>.265</b>	<b>0</b>	<b>0</b>	<b>0</b>

PITCHERS	W-L	ERA	G	GS	CG	SHO	SV	IP	H	R	ER	HR	HB	BB	SO	BK	WP	AVG	OPP
Bawcom, Logan	0-0	0.00	1	0	0	0	0	1.0	1	0	0	0	0	0	0	0	0	.250	
Beavan, Blake	0-0	7.71	1	0	0	0	0	2.1	3	2	2	1	0	0	1	0	0	.300	
Gillheaney, James	0-0	2.25	1	1	0	0	0	4.0	3	1	1	1	0	0	4	0	0	.214	
Pries, Jordan	0-1	81.00	1	0	0	0	0	0.2	6	6	6	1	0	1	1	0	0	.750	
<b>Team Total</b>	<b>0-1</b>	<b>10.13</b>	<b>1</b>	<b>1</b>	<b>0</b>	<b>0</b>	<b>0</b>	<b>8.0</b>	<b>13</b>	<b>9</b>	<b>9</b>	<b>3</b>	<b>0</b>	<b>1</b>	<b>6</b>	<b>0</b>	<b>0</b>	<b>.361</b>	

FRONT OFFICE

CHENEY STADIUM

COACHES/STAFF

2015 RAINIERS

2014 SEASON REVIEW

OPPONENTS

HISTORY & RECORDS

MEDIA & MISC.

# BATTING TOTALS VS. RIGHT-HANDED AND LEFT-HANDED PITCHERS

## VS. RIGHT-HANDED PITCHING

PLAYER	AVG	G	AB	R	H	2B	3B	HR	RBI	BB	SO	SB	CS	SLG	OBP
Almonte, Abraham	.264		208	33	55	8	2	4	24	25	46	6	4	.380	.342
Avery, Xavier	.287		328	62	94	17	1	10	37	29	71	27	6	.436	.344
Blash, Jabari	.209		134	21	28	8	0	10	30	12	43	2	2	.493	.308
Bonilla, Leury	.236		208	22	49	11	1	2	21	18	48	4	4	.327	.298
Brady, Patrick	.059		17	0	1	0	0	0	1	3	7	1	0	.059	.190
Chavez, Endy	.248		101	14	25	2	0	0	5	11	15	0	4	.267	.316
Choi, Ji-Man	.289		187	35	54	6	2	4	24	30	29	1	1	.406	.386
Franklin, Nick	.306		216	39	66	11	1	9	36	38	48	9	5	.491	.405
Gillespie, Cole	.438		48	13	21	5	1	5	14	7	5	1	0	.896	.509
Hart, Corey	.316		57	8	18	4	2	4	9	7	10	0	0	.667	.391
Hebert, Brock	.222		9	0	2	0	0	0	0	1	2	0	0	.222	.300
Hicks, John	.263		80	10	21	2	1	2	18	6	15	0	0	.388	.322
Jones, James	.254		126	19	32	4	2	2	12	12	26	5	3	.365	.319
Kelly, Ty	.261		360	68	94	18	1	14	67	70	80	8	0	.433	.384
Mack, Chantz	1.000		1	0	1	0	0	0	1	0	0	0	0	1.000	1.000
Marte, Ketel	.220		59	10	13	3	0	0	3	6	10	5	0	.271	.288
Montero, Jesus	.277		292	44	81	20	1	10	57	30	59	1	0	.455	.342
Morban, Julio	.197		71	8	14	1	1	0	3	8	24	0	0	.239	.278
Morrison, Logan	.326		46	10	15	2	0	3	7	9	4	1	0	.565	.446
Nady, Xavier	.258		66	7	17	3	0	1	6	3	12	0	0	.348	.319
Noriega, Gabriel	.292		398	29	87	20	0	3	33	9	70	3	1	.289	.314
Pina, Manny	.182		11	1	2	1	0	0	2	0	2	0	0	.273	.182
Quintero, Humberto	.289		204	23	59	11	3	3	22	7	39	1	1	.417	.316
Romero, Stefen	.333		108	14	36	5	1	8	24	5	23	0	1	.620	.362
Saunders, Michael	.313		32	7	10	2	1	0	4	14	8	0	0	.438	.522
Simpson, Corey	.200		5	0	1	0	0	0	0	0	3	0	0	.200	.200
Smook, Justin	.324		145	16	47	8	0	4	22	26	31	0	2	.462	.425
Sucre, Jesus	.253		146	7	37	5	1	1	12	2	26	0	1	.322	.267
Taylor, Chris	.335		239	49	80	18	7	5	33	26	60	10	4	.531	.402
Taylor, Wayne	.000		1	0	0	0	0	0	0	0	1	0	0	.000	.000
Tenbrink, Nate	.231		65	8	15	4	0	2	10	6	25	0	0	.385	.296
<b>Team Total</b>	<b>.278</b>		<b>3868</b>	<b>577</b>	<b>1075</b>	<b>199</b>	<b>29</b>	<b>106</b>	<b>536</b>	<b>421</b>	<b>842</b>	<b>85</b>	<b>39</b>	<b>.427</b>	<b>.351</b>

## VS. LEFT-HANDED PITCHING

PLAYER	AVG	G	AB	R	H	2B	3B	HR	RBI	BB	SO	SB	CS	SLG	OBP
Almonte, Abraham	.275		69	9	19	2	1	2	7	3	20	1	0	.420	.306
Avery, Xavier	.222		72	8	16	4	1	0	1	13	20	4	2	.306	.341
Blash, Jabari	.214		28	2	6	0	0	2	7	5	14	0	0	.429	.333
Bonilla, Leury	.229		70	7	16	5	0	0	6	4	16	1	0	.300	.270
Brady, Patrick	.333		3	2	1	0	0	0	0	1	1	0	0	.333	.500
Chavez, Endy	.462		13	2	6	0	0	0	1	2	2	0	0	.462	.563
Choi, Ji-Man	.260		50	6	13	1	0	1	6	6	13	1	1	.340	.362
Franklin, Nick	.254		63	6	16	5	0	0	11	9	12	0	0	.333	.342
Gillespie, Cole	.000		10	1	0	0	0	0	0	2	4	1	0	.000	.231
Hart, Corey	.154		13	0	2	0	0	0	0	0	3	0	0	.154	.154
Hebert, Brock	.000		1	0	0	0	0	0	0	0	0	0	0	.000	.000
Hicks, John	.333		21	3	7	0	0	0	2	1	9	1	0	.333	.364
Jones, James	.400		30	5	12	2	1	0	3	1	5	2	0	.533	.438
Kelly, Ty	.271		96	13	26	1	1	1	13	15	16	3	3	.333	.369
Mack, Chantz	.250		4	1	1	0	0	0	0	0	3	0	0	.250	.250
Marte, Ketel	.571		21	6	12	2	0	2	6	2	3	1	0	.952	.583
Montero, Jesus	.319		72	11	23	4	0	6	17	7	20	0	0	.625	.380
Morban, Julio	.357		28	2	10	3	0	0	4	2	8	0	0	.464	.400
Morrison, Logan	.263		19	3	5	0	0	0	1	2	4	1	0	.263	.333
Nady, Xavier	.174		23	1	4	0	0	1	3	1	5	0	0	.304	.231
Noriega, Gabriel	.232		69	7	16	1	0	0	3	1	16	0	1	.246	.254
Pina, Manny	.333		3	0	1	0	0	0	1	0	0	0	0	.333	.333
Quintero, Humberto	.291		55	6	16	6	0	1	5	0	10	1	2	.455	.291
Romero, Stefen	.419		43	12	18	2	1	4	12	3	5	1	2	.791	.447
Saunders, Michael	.348		23	4	8	1	0	1	5	2	7	0	0	.522	.400
Simpson, Corey	.000		1	0	0	0	0	0	0	0	1	0	0	.000	.000
Smook, Justin	.367		60	13	22	5	0	3	18	7	10	0	0	.600	.414
Sucre, Jesus	.379		29	6	11	2	0	1	4	2	3	0	0	.552	.419
Taylor, Chris	.302		63	14	19	4	0	0	4	9	14	4	2	.365	.378
Tenbrink, Nate	.273		11	0	3	0	0	0	2	2	5	0	0	.273	.385
<b>Team Total</b>	<b>.291</b>		<b>1063</b>	<b>150</b>	<b>309</b>	<b>50</b>	<b>5</b>	<b>25</b>	<b>142</b>	<b>102</b>	<b>249</b>	<b>22</b>	<b>13</b>	<b>.418</b>	<b>.354</b>

FRONT OFFICE

CHENEY STADIUM

COACHES/STAFF

2015 RAINIERS

2014 SEASON REVIEW

OPPONENTS

HISTORY & RECORDS

MEDIA & MISC.

# PITCHING TOTALS VS. RIGHT-HANDED AND LEFT-HANDED HITTERS

## VS. RIGHT-HANDED HITTING

PITCHER	W-L	ERA	IP	H	R	ER	HR	HB	BB	SO	WP	OPP AVG
Arias, Jonathan	-	7.88	8.0	10	7	7	1	0	4	7	0	.294
Bawcom, Logan	-	4.44	24.1	24	12	12	4	0	14	19	2	.267
Beavan, Blake	-	2.74	23.0	24	9	7	4	1	8	20	2	.270
Carraway, Andrew	-	5.66	68.1	80	46	43	10	2	20	43	2	.296
Coffey, Todd	-	2.95	21.1	17	8	7	2	0	5	27	3	.207
Elias, Roenis	-	0.00	3.0	0	0	0	0	0	1	3	0	.000
Fernandez, Anthony	-	2.65	17.0	12	10	5	1	0	8	20	1	.194
Gillheeny, James	-	5.97	75.1	84	56	50	14	3	32	75	3	.279
Hill, Nick	-	10.50	6.0	9	8	7	1	1	2	6	0	.375
Iwakuma, Hisashi	-	13.50	1.1	3	2	2	0	0	0	1	0	.375
Kensing, Logan	-	3.38	50.2	44	21	19	2	2	9	37	1	.239
Kohlscheen, Stephen	-	1.50	18.0	10	3	3	1	1	5	16	0	.161
Luetge, Lucas	-	3.49	38.2	35	15	15	4	4	21	41	5	.241
MacDougal, Mike	-	6.35	5.2	9	4	4	1	0	3	4	3	.360
Maurer, Brandon	-	3.86	11.2	14	7	5	2	0	3	16	0	.292
Miller, Trevor	-	31.50	2.0	6	7	7	1	0	2	2	0	.545
Miner, Zach	-	9.61	19.2	25	21	21	6	1	7	12	2	.305
Palmer, Matt	-	5.30	35.2	43	26	21	2	5	17	25	3	.287
Paxton, James	-	4.32	8.1	8	6	4	1	0	4	11	0	.242
Pries, Jordan	-	5.13	73.2	85	42	42	8	7	26	52	2	.294
Pryor, Stephen	-	4.86	16.2	13	9	9	2	0	13	16	1	.217
Ramirez, Erasmo	-	2.73	52.2	48	22	16	3	3	9	40	6	.240
Ramirez, Ramon	-	0.00	3.2	2	0	0	0	1	2	3	0	.154
Rapada, Clay	-	8.31	8.2	12	11	8	4	0	7	5	0	.343
Rogers, Mark	-	6.00	3.0	1	2	2	0	0	4	3	1	.091
Ruffin, Chance	-	6.54	31.2	35	24	23	6	5	11	26	1	.276
Smith, Carson	-	2.49	21.2	24	7	6	0	1	7	22	1	.286
Snow, Forrest	-	4.73	32.1	33	18	17	6	2	7	28	1	.262
Walker, Taijuan	-	5.53	42.1	42	27	26	9	5	11	45	1	.256
<b>Team Total</b>	-	<b>0.00</b>	<b>725.2</b>	<b>752</b>	<b>431</b>	<b>95.0</b>	<b>44</b>	<b>264</b>	<b>625</b>	<b>41</b>	<b>.267</b>	

## VS. LEFT-HANDED HITTING

PITCHER	W-L	ERA	IP	H	R	ER	HR	HB	BB	SO	WP	OPP AVG
Arias, Jonathan	-	12.15	6.2	10	9	9	1	0	3	3	2	.323
Bawcom, Logan	-	5.48	21.1	24	13	13	2	1	11	13	1	.312
Beavan, Blake	-	5.06	16.0	14	9	9	3	0	6	11	0	.233
Carraway, Andrew	-	4.42	57.0	71	30	28	3	4	12	40	2	.301
Coffey, Todd	-	0.56	16.0	14	2	1	1	0	11	7	1	.237
Elias, Roenis	-	0.00	2.0	0	0	0	0	0	0	3	0	.000
Fernandez, Anthony	-	6.23	8.2	12	6	6	2	0	6	7	2	.353
Gillheeny, James	-	4.75	30.1	33	17	16	2	1	12	35	1	.282
Hill, Nick	-	9.00	4.0	5	4	4	0	2	10	2	1	.294
Iwakuma, Hisashi	-	0.00	2.2	3	1	0	0	0	0	1	0	.333
Kensing, Logan	-	3.86	37.1	41	19	16	3	0	24	42	1	.273
Kohlscheen, Stephen	-	8.10	6.2	12	6	6	1	0	1	6	0	.387
Luetge, Lucas	-	3.04	23.2	23	9	8	2	0	6	29	2	.261
MacDougal, Mike	-	9.95	6.1	7	7	7	0	1	4	9	0	.259
Maurer, Brandon	-	1.17	7.2	4	1	1	0	0	5	8	0	.160
Miller, Trevor	-	13.50	1.1	4	2	2	0	0	0	2	1	.500
Miner, Zach	-	7.50	18.0	32	22	15	3	1	8	13	4	.376
Palmer, Matt	-	5.54	37.1	39	28	23	7	1	19	26	3	.275
Paxton, James	-	4.50	2.0	5	1	1	1	0	2	3	0	.455
Pries, Jordan	-	2.90	68.1	50	24	22	6	2	27	59	6	.206
Pryor, Stephen	-	4.40	14.1	13	7	7	2	0	5	11	1	.236
Ramirez, Erasmo	-	5.08	33.2	44	21	19	5	1	4	27	3	.312
Ramirez, Ramon	-	67.50	0.2	4	5	5	0	1	1	2	0	.571
Rapada, Clay	-	0.82	11.0	5	2	1	1	1	0	11	0	.147
Rogers, Mark	-	2.25	4.0	4	1	1	1	0	3	2	1	.250
Ruffin, Chance	-	3.99	29.1	30	14	13	3	1	14	24	3	.256
Smith, Carson	-	3.38	21.1	20	12	8	1	0	6	23	1	.244
Snow, Forrest	-	3.25	27.2	24	11	10	2	1	14	33	1	.229
Walker, Taijuan	-	3.82	30.2	26	13	13	4	2	14	29	0	.224
<b>Team Total</b>	-	<b>0.00</b>	<b>546.2</b>	<b>573</b>	<b>297</b>	<b>56</b>	<b>20</b>	<b>231</b>	<b>481</b>	<b>37</b>	<b>.269</b>	

FRONT  
OFFICE

CHENEY  
STADIUM

COACHES/STAFF

2015  
RAINIERS

2014 SEASON  
REVIEW

OPPONENTS

HISTORY &  
RECORDS

MEDIA &  
MISC.

# HOME BATTING AND PITCHING TOTALS

## HOME BATTING TOTALS

PLAYER	AVG	G	AB	R	H	2B	3B	HR	RBI	BB	SO	SB	CS	SLG	OBP	E
Almonte, Abraham	.234	34	128	19	30	6	1	3	10	12	33	0	2	.367	.300	1
Avery, Xavier	.286	60	175	28	50	10	0	2	12	23	39	16	4	.377	.369	3
Blash, Jabari	.189	22	74	8	14	3	0	3	14	9	26	1	1	.351	.299	2
Bonilla, Leury	.192	41	120	9	23	8	0	1	11	5	31	3	1	.283	.224	7
Brady, Patrick	.077	5	13	1	1	0	0	0	0	4	6	1	0	.077	.294	1
Chavez, Endy	.302	20	63	9	19	2	0	0	3	7	9	0	2	.333	.375	0
Choi, Ji-Man	.238	35	105	16	25	3	0	1	12	13	23	1	0	.295	.319	1
Franklin, Nick	.306	36	134	23	41	5	0	6	22	17	25	4	0	.478	.386	5
Gillespie, Cole	.375	13	48	10	18	4	1	4	11	6	6	1	0	.750	.444	0
Hart, Corey	.310	12	42	3	13	2	2	2	5	4	8	0	0	.595	.370	0
Hebert, Brock	.200	3	10	0	2	0	0	0	0	1	2	0	0	.200	.273	0
Hicks, John	.256	12	43	5	11	0	0	1	8	2	12	1	0	.326	.289	1
Jones, James	.304	20	79	12	24	5	0	1	9	8	16	4	1	.405	.368	0
Kelly, Ty	.273	67	205	30	56	7	1	7	36	40	49	4	2	.420	.395	5
Mack, Chantz	.400	2	5	1	2	0	0	0	0	1	3	0	0	.400	.500	0
Marte, Ketel	.263	9	38	5	10	0	0	1	2	4	5	1	0	.342	.333	2
Montero, Jesus	.227	47	154	26	35	6	1	7	25	20	35	1	0	.416	.316	4
Morban, Julio	.240	14	50	6	12	2	0	0	3	5	18	0	0	.280	.309	2
Morrison, Logan	.326	13	46	8	15	2	0	1	3	7	6	2	0	.435	.415	0
Nady, Xavier	.255	11	47	4	12	2	0	2	5	2	8	0	0	.426	.294	1
Noriega, Gabriel	.249	53	173	11	43	9	0	2	19	5	44	2	0	.335	.273	7
Pina, Manny	.286	2	7	0	2	0	0	0	2	0	1	0	0	.286	.286	0
Quintero, Humberto	.220	37	123	12	27	6	1	3	12	5	27	1	1	.358	.258	4
Romero, Stefan	.333	14	51	5	17	2	1	2	12	4	13	0	1	.529	.368	0
Saunders, Michael	.405	10	37	8	15	3	1	1	9	9	8	0	0	.622	.522	0
Simpson, Corey	.167	2	6	0	1	0	0	0	0	0	4	0	0	.167	.167	0
Smoak, Justin	.298	29	104	8	31	3	0	3	18	16	24	0	2	.413	.381	0
Sucre, Jesus	.279	25	86	5	24	3	1	2	7	2	13	0	1	.407	.303	0
Taylor, Chris	.268	34	127	27	34	9	0	5	14	17	32	5	2	.457	.358	5
Tenbrink, Nate	.237	13	38	6	9	2	0	1	5	3	16	0	0	.368	.293	4
<b>Team Total</b>	<b>.264</b>	<b>72</b>	<b>2331</b>	<b>305</b>	<b>616</b>	<b>104</b>	<b>10</b>	<b>61</b>	<b>289</b>	<b>251</b>	<b>542</b>	<b>48</b>	<b>20</b>	<b>.396</b>	<b>.337</b>	<b>60</b>

## HOME PITCHING TOTALS

PITCHERS	W-L	ERA	G	GS	CG	SHO	SV	IP	H	R	ER	HR	HB	BB	SO	WP	AVG
Arias, Jonathan	1-0	8.10	2	0	0	0	0	3.1	5	3	3	0	0	0	4	2	.333
Bawcom, Logan	2-1	4.43	17	0	0	0	2	22.1	18	11	11	3	1	16	16	3	.231
Beavan, Blake	2-0	2.81	11	2	1	0	0	25.2	23	10	8	3	1	11	19	2	.237
Carraway, Andrew	4-2	3.65	13	8	0	0	0	49.1	50	21	20	5	4	15	34	3	.267
Coffey, Todd	3-0	0.44	18	0	0	0	5	20.1	13	2	1	0	0	11	24	2	.178
Fernandez, Anthony	1-1	6.43	3	3	0	0	0	14.0	19	15	10	3	0	10	17	2	.328
Gillheeny, James	2-7	6.83	14	13	0	0	0	59.1	72	48	45	9	3	26	64	4	.301
Hill, Nick	0-1	6.75	4	1	0	0	0	4.0	5	3	3	0	1	4	4	0	.294
Kensing, Logan	3-1	2.78	25	0	0	0	0	45.1	39	18	14	3	2	20	45	1	.225
Kohlscheen, Stephen	1-0	1.26	9	0	0	0	0	14.1	6	2	2	1	1	4	18	0	.125
Luetge, Lucas	2-1	3.74	24	0	0	0	3	33.2	27	14	14	4	3	10	43	4	.216
MacDougal, Mike	0-0	6.35	6	0	0	0	0	5.2	8	4	4	1	0	4	5	1	.320
Maurer, Brandon	1-0	0.79	6	0	0	0	1	11.1	6	2	1	1	0	5	20	0	.150
Miner, Zach	0-2	9.47	11	0	0	0	0	19.0	27	23	20	6	2	8	13	2	.325
Palmer, Matt	2-4	4.40	10	8	0	0	0	45.0	46	28	22	4	2	18	34	5	.263
Paxton, James	0-1	4.35	3	3	0	0	0	10.1	13	7	5	2	0	6	14	0	.295
Pries, Jordan	2-3	3.02	10	10	0	0	0	62.2	53	23	21	4	3	23	47	2	.231
Pryor, Stephen	1-1	5.54	11	0	0	0	1	13.0	11	8	8	3	0	8	11	1	.229
Ramirez, Erasmo	2-3	3.00	8	8	0	0	0	48.0	43	21	16	5	4	8	36	3	.240
Ramirez, Ramon	0-0	2.45	3	0	0	0	0	3.2	4	1	1	0	0	1	5	0	.250
Rapada, Clay	2-0	1.80	5	0	0	0	0	5.0	2	1	1	1	0	0	7	0	.133
Rogers, Mark	0-0	6.00	1	1	0	0	0	3.0	2	2	2	1	0	5	2	1	.167
Ruffin, Chance	1-1	3.82	11	3	0	0	1	30.2	28	13	13	5	2	10	25	3	.239
Smith, Carson	1-1	2.81	23	0	0	0	6	25.2	25	13	8	1	1	8	28	0	.250
Snow, Forrest	2-2	2.63	7	5	0	0	0	27.1	20	9	8	2	1	7	32	0	.198
Walker, Taijuan	3-2	4.39	7	7	1	1	0	41.0	38	21	20	7	2	8	42	0	.239
<b>Team Total</b>	<b>38-34</b>	<b>3.93</b>	<b>72</b>	<b>72</b>	<b>2</b>	<b>4</b>	<b>19</b>	<b>644.0</b>	<b>603</b>	<b>323</b>	<b>281</b>	<b>74</b>	<b>33</b>	<b>246</b>	<b>609</b>	<b>41</b>	<b>.246</b>

FRONT OFFICE

CHENEY STADIUM

COACHES/STAFF

2015 RAINIERS

2014 SEASON REVIEW

OPPONENTS

HISTORY & RECORDS

MEDIA & MISC.

# ROAD BATTING AND PITCHING TOTALS

## ROAD BATTING TOTALS

PLAYER	AVG	G	AB	R	H	2B	3B	HR	RBI	BB	SO	SB	CS	SLG	OBP	E
Almonte, Abraham	.295	38	149	23	44	4	2	3	21	16	33	7	2	.409	.361	4
Avery, Xavier	.267	60	225	42	60	11	2	8	26	19	52	15	4	.440	.324	4
Blash, Jabari	.227	23	88	15	20	5	0	9	23	8	31	1	1	.591	.324	2
Bonilla, Leury	.266	49	158	20	42	8	1	1	16	17	33	2	3	.348	.339	4
Brady, Patrick	.143	2	7	1	1	0	0	0	1	0	2	0	0	.143	.125	1
Chavez, Endy	.235	17	51	7	12	0	0	0	3	6	8	0	2	.235	.310	0
Choi, Ji-Man	.318	35	132	25	42	4	2	4	18	23	19	1	2	.470	.428	0
Franklin, Nick	.283	39	145	22	41	11	1	3	25	30	35	5	5	.434	.397	5
Gillespie, Cole	.300	3	10	4	3	1	0	1	3	3	3	1	0	.700	.500	0
Hart, Corey	.250	7	28	5	7	2	0	2	4	3	5	0	0	.536	.323	0
Hicks, John	.293	16	58	8	17	2	1	1	12	5	12	0	0	.414	.358	0
Jones, James	.260	17	77	12	20	1	3	1	6	5	15	3	2	.390	.313	1
Kelly, Ty	.255	67	251	51	64	12	1	8	44	45	47	7	1	.406	.369	8
Marte, Ketel	.357	10	42	11	15	5	0	1	7	4	8	5	0	.548	.396	1
Montero, Jesus	.329	50	210	29	69	18	0	9	49	17	44	0	0	.543	.375	6
Morban, Julio	.245	15	49	4	12	2	1	0	4	5	14	0	0	.327	.315	1
Morrison, Logan	.263	5	19	5	5	0	0	2	5	4	2	0	0	.579	.417	0
Nady, Xavier	.214	11	42	4	9	1	0	0	4	2	9	0	0	.238	.298	0
Noriega, Gabriel	.309	48	194	25	60	12	0	1	17	5	42	1	2	.387	.330	5
Pina, Manny	.143	2	7	1	1	1	0	0	1	0	1	0	0	.286	.143	0
Quintero, Humberto	.353	36	136	17	48	11	2	1	15	2	22	1	2	.485	.362	2
Romero, Stefan	.370	22	100	21	37	5	1	10	24	4	15	1	2	.740	.396	0
Saunders, Michael	.167	5	18	3	3	0	0	0	0	7	7	0	0	.167	.400	1
Smook, Justin	.376	27	101	21	38	10	0	4	22	17	17	0	0	.594	.463	1
Sucre, Jesus	.270	23	89	8	24	4	0	0	9	2	16	0	0	.315	.283	2
Taylor, Chris	.371	41	175	36	65	13	7	0	23	18	42	9	4	.526	.426	6
Taylor, Wayne	.000	1	1	0	0	0	0	0	0	0	1	0	0	.000	.000	0
Tenbrink, Nate	.237	10	38	2	9	2	0	1	7	5	14	0	0	.368	.326	2
<b>Team Total</b>	<b>.295</b>	<b>72</b>	<b>2600</b>	<b>422</b>	<b>768</b>	<b>145</b>	<b>24</b>	<b>70</b>	<b>389</b>	<b>272</b>	<b>549</b>	<b>59</b>	<b>32</b>	<b>.450</b>	<b>.364</b>	<b>62</b>

## ROAD PITCHING TOTALS

PITCHERS	W-L	ERA	G	GS	CG	SHO	SV	IP	H	R	ER	HR	HB	BB	SO	WP	OPP	AVG
Arias, Jonathan	0-1	10.32	6	0	0	0	0	11.1	15	13	13	2	0	7	6	0	.300	
Bawcom, Logan	2-3	5.40	23	0	0	0	4	23.1	30	14	14	3	0	9	16	0	.337	
Beavan, Blake	2-1	5.40	8	0	0	0	0	13.1	15	8	8	4	0	3	12	0	.288	
Carraway, Andrew	4-3	6.04	17	14	0	0	0	76.0	101	55	51	8	2	17	49	1	.317	
Coffey, Todd	1-1	3.71	18	0	0	0	6	17.0	18	8	7	3	0	5	10	2	.265	
Elias, Roenis	1-0	0.00	1	1	0	0	0	5.0	0	0	0	0	0	1	6	0	.000	
Fernandez, Anthony	0-0	0.77	2	2	0	0	0	11.2	5	1	1	0	0	4	10	1	.132	
Gillheeny, James	1-4	4.08	10	10	0	0	0	46.1	45	25	21	7	1	18	46	0	.251	
Hill, Nick	0-1	12.00	7	0	0	0	0	6.0	9	9	8	1	2	8	4	1	.375	
Iwakuma, Hisashi	0-0	4.50	1	1	0	0	0	4.0	6	3	2	0	0	0	2	0	.353	
Kensing, Logan	3-2	4.43	24	1	0	0	2	42.2	46	22	21	2	0	13	34	1	.286	
Kohlscheen, Stephen	1-0	6.10	6	0	0	0	0	10.1	16	7	7	1	0	2	4	0	.356	
Luetge, Lucas	1-1	2.83	18	0	0	0	0	28.2	31	10	9	2	1	17	27	3	.287	
MacDougal, Mike	0-0	9.95	6	0	0	0	0	6.1	8	7	7	0	1	3	8	2	.296	
Maurer, Brandon	0-0	5.63	6	1	0	0	2	8.0	12	6	5	1	0	3	4	0	.364	
Miller, Trevor	0-0	24.30	2	0	0	0	0	3.1	10	9	9	1	0	2	4	1	.526	
Miner, Zach	0-0	7.71	10	1	0	0	0	18.2	30	20	16	3	0	7	12	4	.357	
Palmer, Matt	0-4	7.07	8	5	0	0	2	28.0	36	26	22	5	4	18	17	1	.308	
Pries, Jordan	7-5	4.88	15	14	0	0	0	79.1	82	43	43	10	6	30	64	6	.271	
Pryor, Stephen	1-0	4.00	13	0	0	0	0	18.0	15	8	8	1	0	10	16	1	.224	
Ramirez, Erasmo	4-2	4.46	7	6	0	0	0	38.1	49	22	19	3	0	5	31	6	.302	
Ramirez, Ramon	0-0	54.00	1	0	0	0	0	0.2	2	4	4	0	2	2	0	0	.500	
Rapada, Clay	2-1	4.91	9	0	0	0	0	14.2	15	12	8	4	1	7	9	0	.278	
Rogers, Mark	1-0	2.25	1	0	0	0	0	4.0	3	1	1	0	0	2	3	1	.200	
Ruffin, Chance	2-2	6.82	11	4	0	0	1	30.1	37	25	23	4	4	15	25	1	.291	
Smith, Carson	0-2	3.12	16	0	0	0	4	17.1	19	6	6	0	0	5	17	2	.288	
Snow, Forrest	0-1	5.23	9	5	0	0	0	32.2	37	20	19	6	2	14	29	2	.285	
Walker, Taijuan	3-2	5.34	7	7	0	0	0	32.0	30	19	19	6	5	17	32	1	.248	
<b>Team Total</b>	<b>36-36</b>	<b>5.34</b>	<b>72</b>	<b>72</b>	<b>0</b>	<b>3</b>	<b>21</b>	<b>628.1</b>	<b>722</b>	<b>405</b>	<b>373</b>	<b>77</b>	<b>31</b>	<b>249</b>	<b>497</b>	<b>37</b>	<b>.289</b>	

FRONT OFFICE

CHENEY STADIUM

COACHES/STAFF

2015 RAINIERS

2014 SEASON REVIEW

OPPONENTS

HISTORY & RECORDS

MEDIA & MISC.



# SITUATIONAL BATTING TOTALS

## LEADING OFF AN INNING

PLAYER	AVG	AB	H	2B	3B	HR	RBI	BB	SO	OBP	SLG
Almonte, Abraham	.275	102	28	5	0	4	4	14	23	.362	.441
Avery, Xavier	.355	121	43	8	1	4	4	13	20	.418	.537
Blash, Jabari	.200	40	8	0	0	2	2	2	13	.238	.350
Bonilla, Leury	.232	56	13	4	0	1	1	7	14	.317	.357
Brady, Patrick	.200	5	1	0	0	0	0	1	1	.333	.200
Chavez, Endy	.188	32	6	0	0	0	0	6	3	.316	.188
Choi, Ji-Man	.426	47	20	0	0	3	3	5	7	.509	.617
Franklin, Nick	.228	57	13	1	1	3	3	10	10	.343	.439
Gillespie, Cole	.273	11	3	1	0	2	2	1	1	.385	.909
Hart, Corey	.318	22	7	2	1	2	2	2	2	.375	.773
Hebert, Brock	.000	1	0	0	0	0	0	0	1	.000	.000
Hicks, John	.231	26	6	0	0	0	0	0	6	.231	.231
Jones, James	.184	38	7	2	2	0	0	4	8	.262	.342
Kelly, Ty	.232	112	26	5	0	2	2	16	25	.328	.330
Mack, Chantz	.000	2	0	0	0	0	0	1	2	.333	.000
Marte, Ketel	.615	13	8	1	0	2	2	1	1	.643	1.154
Montero, Jesus	.256	78	20	4	1	2	2	8	18	.341	.410
Morban, Julio	.182	11	2	0	0	0	0	3	5	.357	.182
Morrison, Logan	.500	12	6	0	0	2	2	2	1	.600	1.000
Nady, Xavier	.267	15	4	1	0	0	0	0	3	.267	.333
Noriega, Gabriel	.224	76	17	6	0	0	0	2	17	.244	.303
Quintero, Humberto	.309	55	17	5	1	1	1	2	9	.333	.491
Romero, Stefen	.308	26	8	1	1	3	3	2	8	.379	.769
Saunders, Michael	.308	26	8	1	0	0	0	5	9	.419	.346
Simpson, Corey	.000	1	0	0	0	0	0	0	1	.000	.000
Smoak, Justin	.349	43	15	3	0	1	1	10	11	.472	.488
Sucre, Jesus	.262	42	11	4	0	1	1	1	6	.279	.429
Taylor, Chris	.339	62	21	3	3	2	2	6	13	.406	.581
Tenbrink, Nate	.286	14	4	0	0	0	0	0	8	.286	.286
<b>Team Total</b>	<b>.281</b>	<b>1146</b>	<b>322</b>	<b>57</b>	<b>11</b>	<b>37</b>	<b>37</b>	<b>124</b>	<b>246</b>	<b>.356</b>	<b>0.447</b>

## RUNNERS ON BASE

PLAYER	AVG	AB	H	2B	3B	HR	RBI	BB	SO	OBP	SLG
Almonte, Abraham	.286	105	30	2	3	2	27	11	20	.350	.419
Avery, Xavier	.279	165	46	8	1	4	32	18	33	.349	.412
Blash, Jabari	.260	73	19	8	0	7	32	7	29	.364	.658
Bonilla, Leury	.235	119	28	5	0	0	25	7	24	.281	.277
Brady, Patrick	.000	7	0	0	0	0	1	2	2	.000	.000
Chavez, Endy	.292	48	14	1	0	0	6	6	8	.357	.313
Choi, Ji-Man	.256	125	32	6	1	0	25	18	23	.345	.320
Franklin, Nick	.326	144	47	9	0	4	42	20	31	.400	.472
Gillespie, Cole	.467	30	14	3	0	2	11	7	5	.568	.767
Hart, Corey	.320	25	8	1	1	2	7	3	4	.393	.680
Hebert, Brock	.333	3	1	0	0	0	0	1	0	.500	.333
Hicks, John	.364	44	16	1	1	1	19	4	8	.423	.500
Jones, James	.240	75	18	1	1	1	14	7	20	.305	.320
Kelly, Ty	.330	200	66	11	2	10	75	46	43	.454	.555
Mack, Chantz	.000	1	0	0	0	0	0	0	1	.000	.000
Marte, Ketel	.278	36	10	3	0	0	7	4	6	.333	.361
Montero, Jesus	.303	201	61	16	0	10	68	22	44	.362	.532
Morban, Julio	.277	47	13	2	1	0	7	5	15	.346	.362
Morrison, Logan	.222	27	6	0	0	1	6	3	4	.300	.333
Nady, Xavier	.204	49	10	0	0	1	8	2	10	.259	.265
Noriega, Gabriel	.269	167	45	10	0	3	36	5	40	.294	.383
Pina, Manny	.333	9	3	1	0	0	3	0	1	.333	.444
Quintero, Humberto	.297	128	38	11	0	2	25	4	25	.324	.430
Romero, Stefen	.338	77	26	1	1	4	28	6	12	.372	.532
Saunders, Michael	.353	17	6	1	1	0	8	8	2	.560	.529
Simpson, Corey	.000	2	0	0	0	0	0	0	2	.000	.000
Smoak, Justin	.354	99	35	7	0	4	37	13	18	.410	.545
Sucre, Jesus	.268	82	22	2	1	1	15	2	17	.291	.354
Taylor, Chris	.318	129	41	9	3	1	33	15	36	.380	.457
Tenbrink, Nate	.233	43	10	2	0	0	10	6	17	.327	.279
<b>Team Total</b>	<b>.292</b>	<b>2277</b>	<b>665</b>	<b>121</b>	<b>17</b>	<b>60</b>	<b>607</b>	<b>252</b>	<b>500</b>	<b>.361</b>	<b>.439</b>

FRONT OFFICE

CHENEY STADIUM

COACHES/STAFF

2015 RAINIERS

2014 SEASON REVIEW

OPPONENTS

HISTORY & RECORDS

MEDIA & MISC.

# SITUATIONAL BATTING TOTALS

## BASES LOADED

PLAYER	AVG	AB	H	2B	3B	HR	RBI	BB	SO	OBP	SLG
Almonte, Abraham	.375	8	3	1	0	0	5	0	3	.375	.500
Avery, Xavier	.500	8	4	0	0	0	8	2	1	.545	.500
Blash, Jabari	.286	7	2	1	0	1	9	2	3	.400	.857
Bonilla, Leury	.333	6	2	1	0	0	5	1	1	.429	.500
Brady, Patrick	.000	1	0	0	0	0	0	0	1	.000	.000
Chavez, Endy	.000	2	0	0	0	0	1	0	0	.000	.000
Choi, Ji-Man	.143	7	1	1	0	0	7	2	2	.273	.286
Franklin, Nick	.000	5	0	0	0	0	2	0	4	.000	.000
Gillespie, Cole	1.000	1	1	0	0	0	1	0	0	1.000	1.000
Hicks, John	.417	12	5	0	1	0	10	0	0	.385	.583
Jones, James	.000	5	0	0	0	0	1	1	1	.167	.000
Kelly, Ty	.538	13	7	3	0	1	25	8	1	.714	1.000
Marte, Ketel	.000	3	0	0	0	0	1	0	0	.000	.000
Montero, Jesus	.667	6	4	1	0	0	10	1	0	.556	.833
Morban, Julio	.000	2	0	0	0	0	1	1	2	.333	.000
Nady, Xavier	.333	3	1	0	0	0	3	0	0	.250	.333
Noriega, Gabriel	.273	11	3	1	0	0	7	0	4	.250	.364
Quintero, Humberto	.333	3	1	1	0	0	2	0	1	.333	.667
Romero, Stefen	.400	5	2	0	0	1	8	0	1	.286	1.000
Saunders, Michael	1.000	2	2	1	0	0	5	1	0	1.000	1.500
Smoak, Justin	.167	6	1	0	0	0	5	0	3	.111	.167
Sucre, Jesus	.200	5	1	0	0	0	3	0	1	.200	.200
Taylor, Chris	.222	9	2	0	0	0	6	1	2	.273	.222
Tenbrink, Nate	.000	4	0	0	0	0	2	2	1	.333	.000
<b>Team Total</b>	<b>.313</b>	<b>134</b>	<b>42</b>	<b>11</b>	<b>1</b>	<b>3</b>	<b>127</b>	<b>22</b>	<b>32</b>	<b>.368</b>	<b>.478</b>

## RUNNERS IN SCORING POSITION

PLAYER	AVG	AB	H	2B	3B	HR	RBI	BB	SO	OBP	SLG
Almonte, Abraham	.247	73	18	1	1	2	24	10	17	.333	.370
Avery, Xavier	.242	91	22	2	1	1	24	14	18	.336	.319
Blash, Jabari	.340	47	16	7	0	5	28	5	19	.421	.809
Bonilla, Leury	.250	72	18	4	0	0	24	6	17	.313	.306
Brady, Patrick	.000	5	0	0	0	0	1	2	1	.250	.000
Chavez, Endy	.320	25	8	1	0	0	6	6	6	.424	.360
Choi, Ji-Man	.259	85	22	4	1	0	23	12	18	.343	.329
Franklin, Nick	.299	87	26	5	0	3	38	16	27	.394	.460
Gillespie, Cole	.400	15	6	2	0	0	6	6	4	.571	.533
Hart, Corey	.267	15	4	1	1	0	3	2	3	.353	.467
Hebert, Brock	.500	2	1	0	0	0	0	1	0	.667	.500
Hicks, John	.364	33	12	1	1	0	17	2	5	.410	.455
Jones, James	.289	45	13	1	1	0	12	5	14	.360	.356
Kelly, Ty	.378	111	42	8	2	7	69	28	20	.500	.676
Mack, Chantz	.000	1	0	0	0	0	0	0	1	.000	.000
Marte, Ketel	.294	17	5	1	0	0	7	4	3	.391	.353
Montero, Jesus	.339	115	39	12	0	7	59	17	24	.406	.626
Morban, Julio	.160	25	4	0	1	0	5	5	10	.300	.240
Morrison, Logan	.235	17	4	0	0	1	6	2	4	.316	.412
Nady, Xavier	.233	30	7	0	0	1	8	2	7	.314	.333
Noriega, Gabriel	.258	89	23	5	0	1	30	2	29	.274	.348
Pina, Manny	.500	4	2	0	0	0	2	0	1	.500	.500
Quintero, Humberto	.267	75	20	5	0	0	19	1	15	.288	.333
Romero, Stefen	.372	43	16	1	1	2	24	6	10	.423	.581
Saunders, Michael	.313	16	5	1	0	0	7	6	2	.500	.375
Simpson, Corey	.000	1	0	0	0	0	0	0	1	.000	.000
Smoak, Justin	.350	60	21	5	0	2	33	11	13	.420	.533
Sucre, Jesus	.191	47	9	2	0	0	12	1	10	.220	.234
Taylor, Chris	.264	72	19	3	1	1	29	9	26	.326	.375
Tenbrink, Nate	.286	28	8	2	0	0	10	6	11	.412	.357
<b>Team Total</b>	<b>.290</b>	<b>1346</b>	<b>390</b>	<b>74</b>	<b>11</b>	<b>33</b>	<b>526</b>	<b>187</b>	<b>336</b>	<b>.371</b>	<b>.435</b>

FRONT OFFICE

CHENEY STADIUM

COACHES/STAFF

2015 RAINIERS

2014 SEASON REVIEW

OPPONENTS

HISTORY & RECORDS

MEDIA & MISC.

## SITUATIONAL BATTING TOTALS

### RUNNERS IN SCORING POSITION W/ 2 OUTS

PLAYER	AVG	AB	H	2B	3B	HR	RBI	BB	SO	OBP	SLG
Almonte, Abraham	.088	34	3	0	0	1	5	8	10	.262	.176
Avery, Xavier	.234	47	11	1	1	1	16	8	8	.345	.362
Blash, Jabari	.273	22	6	3	0	2	11	4	10	.429	.682
Bonilla, Leury	.282	39	11	3	0	0	15	2	8	.317	.359
Brady, Patrick	.000	2	0	0	0	0	0	2	1	.500	.000
Chavez, Endy	.333	12	4	1	0	0	4	3	3	.467	.417
Choi, Ji-Man	.114	44	5	1	0	0	6	3	13	.170	.136
Franklin, Nick	.211	38	8	2	0	1	9	6	12	.318	.342
Gillespie, Cole	.286	7	2	1	0	0	2	3	2	.500	.429
Hart, Corey	.200	5	1	0	1	0	1	2	1	.429	.600
Hebert, Brock	.000	1	0	0	0	0	0	1	0	.500	.000
Hicks, John	.286	21	6	0	1	0	10	1	4	.375	.381
Jones, James	.350	20	7	0	1	0	6	4	2	.458	.450
Kelly, Ty	.300	60	18	4	2	2	26	14	14	.440	.533
Marte, Ketel	.000	9	0	0	0	0	0	1	2	.100	.000
Montero, Jesus	.346	52	18	7	0	4	24	5	6	.404	.712
Morban, Julio	.364	11	4	0	1	0	5	4	4	.533	.545
Morrison, Logan	.200	5	1	0	0	0	1	1	3	.333	.200
Nady, Xavier	.353	17	6	0	0	1	6	0	1	.389	.529
Noriega, Gabriel	.300	40	12	2	0	1	12	0	12	.300	.425
Pina, Manny	.000	1	0	0	0	0	0	0	0	.000	.000
Quintero, Humberto	.278	36	10	2	0	0	9	0	8	.278	.333
Romero, Stefen	.500	16	8	1	1	1	11	1	3	.529	.875
Saunders, Michael	.375	8	3	1	0	0	5	3	0	.545	.500
Simpson, Corey	.000	1	0	0	0	0	0	0	1	.000	.000
Smoak, Justin	.273	22	6	2	0	0	5	6	7	.448	.364
Sucre, Jesus	.261	23	6	0	0	0	4	0	6	.292	.261
Taylor, Chris	.143	28	4	0	1	0	2	2	12	.200	.214
Tenbrink, Nate	.182	11	2	1	0	0	4	3	6	.357	.273
<b>Team Total</b>	<b>.256</b>	<b>632</b>	<b>162</b>	<b>32</b>	<b>9</b>	<b>14</b>	<b>199</b>	<b>87</b>	<b>159</b>	<b>.354</b>	<b>.402</b>

## SITUATIONAL PITCHING TOTALS

### VS. HITTER LEADING OFF AN INNING

PLAYER	OPP AVG	AB	H	HR	R	ER	HB	BB	SO
Arias, Jonathan	.167	12	2	1	1	1	0	1	2
Bawcom, Logan	.289	38	11	1	1	1	1	5	6
Beavan, Blake	.324	34	11	1	1	1	0	4	9
Carraway, Andrew	.322	118	38	2	2	2	2	10	15
Coffey, Todd	.270	37	10	2	2	2	0	1	10
Elias, Roenis	.000	5	0	0	0	0	0	0	1
Fernandez, Anthony	.208	24	5	0	0	0	0	3	10
Gillheeny, James	.267	101	27	4	4	4	1	10	27
Hill, Nick	.250	8	2	1	1	1	1	2	3
Iwakuma, Hisashi	.750	4	3	0	0	0	0	0	0
Kensing, Logan	.257	74	19	2	2	2	0	10	20
Kohlscheen, Stephen	.190	21	4	1	1	1	0	1	4
Luetge, Lucas	.224	49	11	1	1	1	1	5	17
MacDougal, Mike	.125	8	1	0	0	0	0	2	1
Maurer, Brandon	.200	15	3	0	0	0	0	4	8
Miller, Trevor	.500	4	2	0	0	0	0	0	1
Miner, Zach	.323	31	10	1	1	1	1	5	5
Palmer, Matt	.243	74	18	3	3	3	0	2	20
Paxton, James	.500	10	5	1	1	1	0	1	3
Pries, Jordan	.237	135	32	3	3	3	2	10	23
Pryor, Stephen	.115	26	3	0	0	0	0	5	6
Ramirez, Erasmo	.287	87	25	3	3	3	1	1	11
Ramirez, Ramon	.333	3	1	0	0	0	1	0	0
Rapada, Clay	.250	16	4	1	1	1	0	1	2
Rogers, Mark	.286	7	2	1	1	1	0	0	1
Ruffin, Chance	.263	57	15	4	4	4	2	3	9
Smith, Carson	.225	40	9	0	0	0	0	1	17
Snow, Forrest	.259	58	15	0	0	0	1	2	17
Walker, Taijuan	.232	69	16	2	2	2	1	4	22
<b>Team Total</b>	<b>.261</b>	<b>1166</b>	<b>304</b>	<b>35</b>	<b>35</b>	<b>15</b>	<b>94</b>	<b>270</b>	

FRONT OFFICE

CHENEY STADIUM

COACHES/STAFF

2015 RAINIERS

2014 SEASON REVIEW

OPPONENTS

HISTORY & RECORDS

MEDIA & MISC.

# SITUATIONAL PITCHING TOTALS

## RUNNERS ON BASE

PLAYER	OPP AVG	AB	H	HR	R	ER	HB	BB	SO
Arias, Jonathan	.306	36	11	1	15	15	0	5	6
Bawcom, Logan	.250	84	21	1	20	20	0	14	15
Beavan, Blake	.182	66	12	4	15	13	1	7	16
Carraway, Andrew	.313	230	72	8	71	66	2	15	45
Coffey, Todd	.226	62	14	0	7	5	0	7	15
Elias, Roenis	.000	2	0	0	0	0	0	0	1
Fernandez, Anthony	.244	41	10	2	15	10	0	7	10
Gillheeny, James	.290	183	53	6	63	56	2	17	46
Hill, Nick	.368	19	7	0	11	10	2	6	3
Iwakuma, Hisashi	.273	11	3	0	3	2	0	0	2
Kensing, Logan	.262	164	43	2	37	32	1	16	37
Kohlscheen, Stephen	.290	40	12	0	7	7	0	3	9
Luetge, Lucas	.254	118	30	2	20	19	1	12	30
MacDougal, Mike	.303	33	10	0	10	10	1	4	10
Maurer, Brandon	.135	37	5	1	7	5	0	2	11
Miller, Trevor	.545	11	6	1	9	9	0	2	2
Miner, Zach	.326	95	31	6	40	33	1	9	15
Palmer, Matt	.288	118	34	3	48	38	5	23	17
Paxton, James	.261	23	6	1	6	4	0	2	6
Pries, Jordan	.261	218	57	6	58	56	2	23	46
Pryor, Stephen	.180	50	9	1	13	13	0	11	14
Ramirez, Erasmo	.295	132	39	3	37	30	0	8	31
Ramirez, Ramon	.250	16	4	0	5	5	1	2	5
Rapada, Clay	.381	21	8	2	10	6	1	5	5
Rogers, Mark	.154	13	2	0	2	2	0	5	3
Ruffin, Chance	.304	102	31	5	34	32	3	17	20
Smith, Carson	.324	74	24	1	19	14	1	8	17
Snow, Forrest	.276	87	24	5	26	24	2	9	18
Walker, Taijuan	.263	114	30	7	34	33	5	12	24
<b>Team Total</b>	<b>.276</b>	<b>2202</b>	<b>608</b>	<b>68</b>	<b>644</b>	<b>31</b>	<b>255</b>	<b>479</b>	

## BASES LOADED

PLAYER	OPP AVG	AB	H	HR	R	ER	HB	BB	SO
Arias, Jonathan	.000	5	0	0	3	3	0	1	2
Bawcom, Logan	.375	8	3	0	3	3	0	1	0
Beavan, Blake	.333	3	1	1	6	6	0	0	1
Carraway, Andrew	.545	11	6	0	14	12	0	2	0
Coffey, Todd	.000	2	0	0	1	1	0	0	1
Fernandez, Anthony	.333	3	1	1	8	3	0	0	0
Gillheeny, James	.200	15	3	1	14	13	0	3	6
Hill, Nick	.667	3	2	0	6	5	0	1	1
Kensing, Logan	.200	10	2	0	8	8	0	2	4
Kohlscheen, Stephen	.333	3	1	0	2	2	0	0	1
Luetge, Lucas	.250	8	2	0	4	4	0	0	1
MacDougal, Mike	.250	4	1	0	3	3	0	0	1
Maurer, Brandon	.000	2	0	0	0	0	0	0	2
Miller, Trevor	.000	1	1	0	0	0	0	0	0
Miner, Zach	.444	9	4	0	7	7	0	0	0
Palmer, Matt	.333	15	5	0	13	10	0	1	2
Paxton, James	.000	2	0	0	1	1	0	0	1
Pries, Jordan	.667	6	4	1	12	12	0	0	1
Pryor, Stephen	.200	5	1	0	2	2	0	1	1
Ramirez, Erasmo	.333	3	1	0	3	3	0	0	0
Ramirez, Ramon	.333	3	1	0	0	0	0	0	1
Rapada, Clay	.400	5	2	0	3	1	0	0	2
Rogers, Mark	.000	2	0	0	1	1	0	1	0
Ruffin, Chance	.375	8	3	1	13	11	0	1	0
Smith, Carson	.333	12	4	0	10	6	0	3	3
Snow, Forrest	.000	1	0	0	0	0	0	0	0
Walker, Taijuan	.250	4	1	1	5	5	0	0	2
<b>Team Total</b>	<b>.318</b>	<b>154</b>	<b>49</b>	<b>6</b>	<b>144</b>	<b>0</b>	<b>18</b>	<b>33</b>	

FRONT  
OFFICE

CHENEY  
STADIUM

COACHES/STAFF

2015  
RAINIERS

2014 SEASON  
REVIEW

OPPONENTS

HISTORY &  
RECORDS

MEDIA &  
MISC.

# SITUATIONAL PITCHING TOTALS

## RUNNERS IN SCORING POSITION

PLAYER	OPP AVG	AB	H	HR	R	ER	HB	BB	SO
Arias, Jonathan	.273	22	6	1	11	11	0	4	5
Bawcom, Logan	.340	50	17	1	19	19	0	9	7
Beavan, Blake	.125	40	5	3	12	10	1	5	10
Carraway, Andrew	.271	133	36	2	57	52	1	12	29
Coffey, Todd	.194	31	6	0	7	5	0	6	9
Fernandez, Anthony	.211	19	4	1	12	7	0	4	3
Gillheeny, James	.305	105	32	3	54	48	1	10	30
Hill, Nick	.286	14	4	0	11	10	1	5	3
Iwakuma, Hisashi	.250	8	2	0	3	2	0	0	2
Kensing, Logan	.245	106	26	1	33	28	1	9	26
Kohlscheen, Stephen	.320	25	8	0	7	7	0	2	6
Luetge, Lucas	.227	75	17	2	19	18	1	10	23
MacDougal, Mike	.346	26	9	0	10	10	1	1	6
Maurer, Brandon	.200	15	3	1	7	5	0	1	6
Miller, Trevor	.714	7	5	1	8	8	0	1	1
Miner, Zach	.406	64	26	4	36	29	0	4	9
Palmer, Matt	.289	76	22	3	46	36	2	18	11
Paxton, James	.143	14	2	0	4	3	0	1	5
Pries, Jordan	.252	127	32	4	48	48	1	12	33
Pryor, Stephen	.172	29	5	0	11	11	0	5	10
Ramirez, Erasmo	.301	83	25	2	35	28	0	5	19
Ramirez, Ramon	.154	13	2	0	4	4	1	2	5
Rapada, Clay	.400	15	6	1	8	4	1	3	4
Rogers, Mark	.000	8	0	0	1	1	0	4	2
Ruffin, Chance	.295	61	18	4	30	28	1	11	16
Smith, Carson	.289	45	13	1	18	13	1	8	12
Snow, Forrest	.245	53	13	2	20	18	1	5	8
Walker, Taijuan	.263	57	15	4	26	25	2	6	11
<b>Team Total</b>	<b>.271</b>	<b>1323</b>	<b>359</b>	<b>41</b>	<b>559</b>	<b>559</b>	<b>17</b>	<b>166</b>	<b>311</b>

## RUNNERS IN SCORING POSITION W/ 2 OUTS

PLAYER	OPP AVG	AB	H	HR	R	ER	HB	BB	SO
Arias, Jonathan	.125	8	1	0	1	1	0	2	2
Bawcom, Logan	.261	23	6	1	7	7	0	2	4
Beavan, Blake	.000	18	0	0	2	0	0	1	7
Carraway, Andrew	.196	51	10	0	9	9	0	4	14
Coffey, Todd	.211	19	4	0	2	2	0	5	4
Fernandez, Anthony	.308	13	4	1	11	6	0	3	1
Gillheeny, James	.250	40	10	2	20	18	0	4	12
Hill, Nick	.250	8	2	0	5	4	1	2	1
Iwakuma, Hisashi	.333	3	1	0	0	0	0	0	0
Kensing, Logan	.204	54	11	1	15	13	1	6	18
Kohlscheen, Stephen	.182	11	2	0	3	3	0	1	3
Luetge, Lucas	.194	36	7	1	11	10	1	2	11
MacDougal, Mike	.273	11	3	0	5	5	0	1	4
Maurer, Brandon	.125	8	1	0	2	1	0	0	4
Miller, Trevor	1.000	4	4	1	6	6	0	0	0
Miner, Zach	.357	28	10	1	14	11	0	3	8
Palmer, Matt	.275	40	11	2	26	18	1	11	5
Paxton, James	.167	6	1	0	1	1	0	0	2
Pries, Jordan	.308	65	20	3	32	32	0	7	17
Pryor, Stephen	.083	12	1	0	3	3	0	3	7
Ramirez, Erasmo	.207	29	6	0	11	7	0	2	6
Ramirez, Ramon	.167	6	1	0	0	0	1	1	2
Rapada, Clay	.364	11	4	0	3	1	0	1	3
Rogers, Mark	.000	4	0	0	0	0	0	1	0
Ruffin, Chance	.300	30	9	3	14	14	0	3	10
Smith, Carson	.211	19	4	0	8	5	0	6	5
Snow, Forrest	.240	25	6	2	12	11	1	2	2
Walker, Taijuan	.115	26	3	3	10	10	1	3	6
<b>Team Total</b>	<b>.233</b>	<b>609</b>	<b>142</b>	<b>21</b>	<b>233</b>	<b>198</b>	<b>7</b>	<b>77</b>	<b>158</b>

FRONT  
OFFICE

CHENEY  
STADIUM

COACHES/STAFF

2015 RAINIERS

2014 SEASON  
REVIEW

OPPONENTS

HISTORY &  
RECORDS

MEDIA &  
MISC.

## 2014 TACOMA RAINIERS TEAM HIGHLIGHTS

**THAT'S A WRAP:** The Rainiers ended the season ranked third in the PCL Pacific Northern Division, seven games behind the first-place Reno Aces. After concluding their 2014 campaign with a 74-70 (.514) record, Tacoma recorded the club's 28th winning season in franchise history (since 1960). The team's 74 wins rank tied for the 24th-most collected in a single season. Tacoma spent a combined 4 of the team's 144 games in first place.

**20 YEARS OF RAINIERS:** The 2014 season marked Tacoma's 20th serving as the Triple-A affiliate of the Seattle Mariners. The Rainiers now own a 1386-1333 (.510) record since taking over as the Mariners top farm team in 1995.

**JOB ADVANCEMENT:** A total of six players who spent time on the Rainiers 2014 roster made their Major League debuts this season. Outfielder **James Jones**, infielder **Chris Taylor** and pitcher **Carson Smith** each received their first big league call-ups after beginning the season on Tacoma's roster. Outfielder **Stefen Romero** and pitcher **Roenis Elias** started the season on the Mariners Opening Day roster before eventually logging time with the Rainiers. Reliever **Dominic Leone** started his 2014 campaign on Tacoma's Opening Day roster, but was promoted to Seattle before the Rainiers officially played their first game of the season.

**ROLL CALL:** Of the 25 active players on the Rainiers 2014 Opening Day roster, a total of eight players were active on the roster for the team's season finale at Fresno on September 1. And of those eight players, only Logan Kensing, Ty Kelly and Xavier Avery remained active on Tacoma roster throughout the entirety of the team's 144-game season.

**PROSPECTING:** The Rainiers roster featured 13 of the top 27 prospects in the Mariners farm system, as ranked by Baseball America prior to the start of the season, including six of Seattle's top 15 farmhands. **Taijuan Walker** (1), **James Paxton** (3), **Chris Taylor** (9), **Julio Morban** (11), **Carson Smith** (14), **Stefen Romero** (15), **Abraham Almonte** (17), **Jabari Blash** (19), **Ketel Marte** (20), **John Hicks** (23), **Ji-Man Choi** (25) and **James Jones** (27) all logged time with Tacoma at some point in 2014.

**POSTSEASON SUPERLATIVES:** The Rainiers front office and field staff honored **Jesús Montero**, **Gabriel Noriega**, **Logan Kensing**, **Logan Bawcom** and **Forrest Snow** with postseason team awards.

Montero earned Offensive Player of the Year honors after leading the team with 16 home runs and 24 doubles in 97 games played with Tacoma.

Kensing was chosen as the Rainiers Pitcher of the Year with a 3.58 ERA (35ERx88.0) in a team-high 49 relief appearances with Tacoma this season.

Noriega was named the club's Defensive Player of the Year. He appeared in 100 games and 854.1 innings at three different positions (2B, SS, 3B), producing .967 fielding percentage with the Rainiers.

Bawcom and Snow each earned Rainiers Community Service Awards after combining to dedicate more than 30 hours of volunteer time at organizations that include Mary Bridge Children's Hospital, Joint Base Lewis-McChord and Boys and Girls Clubs of the South Sound.

**HOWELL HE DID:** Rainiers manager **Roy Howell** became the 29th manager in Tacoma franchise history he replaced Rich Donnelly, who was originally tabbed as the team's skipper before being named the Mariners Major League third base coach in Spring Training. Howell guided the Rainiers to 74 wins in his first season leading the Rainiers field staff - tied for the ninth-most victories collected by a manager in his first full season at Tacoma.

**FOUR STAR GENERAL ASSEMBLY:** Rainiers infielders **Chris Taylor**, **Nick Franklin** and **Gabriel Noriega**, and pitcher **Logan Kensing** were selected to represent the PCL in the 2014 Triple-A All-Star Game played on July 16 in Durham, NC. It marked the first time since 2001 Tacoma featured four players in the annual contest (pitting the PCL's best against standouts from the International League. Taylor (SS), Franklin (2B) and Noriega (3B) each started for the PCL, with Taylor earning PCL Player of the Game honors after going 3-for-4 with a pair of doubles - a Triple-A All-Star Game record.

**WALK IT OFF:** The Rainiers posted a total of 12 walk-off wins in 2014, meaning that just over 31 percent of the 38 victories tallied at Cheney Stadium were secured in the team's final at-bat.

**RATE OF RETURN:** After a falling a season-low 13 games below .500 on June 11 (26-39), the Rainiers bounced back to go 44-35 (.557) over the team's final 79 games of the season.

**DAMPENED SPIRITS:** Ten of the Rainiers first 19 scheduled home games were delayed by weather, with eight postponed games, one suspended game and one game shortened due to rain. The eight rain-outs were the most sustained by the franchise since suffering seven rain-outs in both 2001 and 2002. Tacoma played a total of eight doubleheaders throughout the 2014 season.

**PROTECT YOUR OWN:** Rainiers batters finished 2014 last in the Pacific Coast League in being hit by pitches, only reaching first base the hard way 42 times, 49 times less than league-leading Memphis (91 HBP). On the mound, Rainiers pitchers finished tied for second in the PCL in hit batters with 64, seven behind league-leading Round Rock (71).



## 2014 TACOMA RAINIERS TEAM HIGHLIGHTS (CONTINUED)

**TRIPLE BLASH:** Outfielder Jabari Blash hit a career-high three home runs on June 3 at El Paso. Blash was one of four Pacific Coast League players and one of only 32 minor league players to achieve the feat in 2014. His seven RBI in that game were tied for ninth most in a single game in the minors.

**JULY SURGE:** The Rainiers went 18-12 in July, moving from fourth to third in the Pacific Northern Division. Strong month powered by 7-3 homestand from July 21-28 against Las Vegas and Sacramento. Team hit .290 (.292x1006) with 30 home runs. Pitching staff recorded a 4.24 ERA (123ERx261.0IP) with seven saves.

**MOUNT MONTERO:** Rainiers first baseman Jesus Montero was the only Pacific Coast league player to record two five-hit games in 2014. Montero went 5-for-5 on July 4 against Fresno and 5-for-6 on July 10 against Salt Lake. Xavier Avery also recorded one five-hit game on May 8 against Reno (5x6), making the Rainiers one of only two PCL teams (other Omaha) to have three five-hit performances in 2014.

**GUN 'EM DOWN:** Rainiers catchers combined to be the second-best PCL unit at throwing out stealing baserunners, recording 52 outs in 129 stolen base attempts (.403 efficiency). Tacoma trailed only Reno (.469 efficiency) in 2014.

**PRIES ON TOP:** Starting pitcher Jordan Pries, who started 24 games for the Rainiers in 2014, was named the Mariners MLB Co-Pitcher of the Year. Went a combined 10-8 with a 3.68 ERA across 27 starts with Tacoma and Double-A Jackson.

### SCORE BY INNING

	1	2	3	4	5	6	7	8	9	X	Total
Rainiers	88	84	66	80	87	91	79	71	63	18	727
Opponents	112	72	76	92	91	77	83	81	32	12	728

### RAINIERS MULTI-HIT GAMES

Player	2	3	4	5	6	7	Total
Almonte	17	5	-	-	-	-	22
Avery	20	8	-	1	-	-	29
Blash	8	2	-	-	-	-	10
Bonilla	13	1	-	-	-	-	14
Brady	-	-	-	-	-	-	0
Chavez	9	-	-	-	-	-	9
Choi	13	4	-	-	-	-	17
Franklin	16	6	1	-	-	-	23
Gillespie	6	2	-	-	-	-	8
Hart	6	-	-	-	-	-	6
Hebert	1	-	-	-	-	-	1
Hicks	9	-	-	-	-	-	9
Jones	10	3	-	-	-	-	13
Kelly	19	10	1	-	-	-	30
Mack	-	-	-	-	-	-	0
Marte	5	2	-	-	-	-	7
Montero	21	6	-	2	-	-	29
Morban	4	1	-	-	-	-	5
Morrison	7	-	-	-	-	-	7
Nady	4	2	-	-	-	-	6
Noriega	20	5	2	-	-	-	27
Pina	-	-	-	-	-	-	0
Quintero	18	3	-	-	-	-	21
Romero	8	9	-	-	-	-	17
Saunders	1	2	1	-	-	-	4
Simpson	-	-	-	-	-	-	0
Smoak	14	3	2	-	-	-	19
Sucre	10	3	-	-	-	-	13
Taylor, C.	16	8	4	-	-	-	28
Taylor, W.	-	-	-	-	-	-	0
Tenbrink	5	-	-	-	-	-	5

### RAINIERS MULTI-RBI GAMES

Player	2	3	4	5	6	7	Total
Almonte	4	1	1	-	-	-	6
Avery	5	1	1	-	-	-	7
Blash	6	-	-	-	1	1	8
Bonilla	4	1	-	-	-	-	5
Brady	-	-	-	-	-	-	0
Chavez	1	-	-	-	-	-	1
Choi	3	-	-	-	-	-	3
Franklin	11	-	1	-	-	-	12
Gillespie	2	2	-	-	-	-	4
Hart	2	-	-	-	-	-	2
Hebert	-	-	-	-	-	-	0
Hicks	4	-	1	-	-	-	5
Jones	1	1	-	-	-	-	2
Kelly	13	5	2	-	-	1	21
Mack	-	-	-	-	-	-	0
Marte	3	-	-	-	-	-	3
Montero	9	6	1	1	1	-	18
Morban	-	-	-	-	-	-	0
Morrison	1	1	-	-	-	-	2
Nady	3	-	-	-	-	-	3
Noriega	7	1	-	-	-	-	8
Pina	-	-	-	-	-	-	0
Quintero	4	1	1	-	-	-	6
Romero	5	1	2	-	-	-	8
Saunders	2	1	-	-	-	-	3
Simpson	-	-	-	-	-	-	0
Smoak	7	3	1	-	-	-	11
Sucre	2	1	-	-	-	-	3
Taylor, C.	7	1	1	-	-	-	9
Taylor, W.	-	-	-	-	-	-	0
Tenbrink	4	-	-	-	-	-	4

### RAINIERS HOME RUNS

RECORD BY HOME RUN:	0	1	2	3	4	5	6	7	8	9
	21-41	30-20	14-7	4-2	5-0	0-0	0-0	0-0	0-0	0-0
HOME RUNS BY POSITIONS:	C	1B	2B	3B	SS	LF	CF	RF	DH	
	8	17	19	2	11	13	15	24	22	

# 2014 RAINIERS DAY-BY-DAY

DATE	G	OPP	W/L	SCORE	REC	POS	GB/A	WINNER	LOSER	SAVE	TIME	ATT	HOME	ATT
4/3		vs. ABQ						POSTPONED DUE TO RAIN - RESCHEDULED AS PART OF A DOUBLEHEADER ON APR. 4						
4/4	1	vs. ABQ	W	11-1	1-0	1st	-	Beaven (1-0)	Fife (0-1)		2:10			
DH	2	vs. ABQ	L	3-6	1-1	T-1st	-	Garcia (1-0)	Hill (0-1)	Demel (1)	2:35	5,133	5,133	
4/5		vs. ABQ						POSTPONED DUE TO RAIN - RESCHEDULED AS PART OF A DOUBLEHEADER ON JUNE 6						
4/6	3	vs. ABQ	L	3-9	1-2	3rd	-0.5	Lee (1-0)	Fernandez (0-1)		3:03	3,189	8,322	
4/7	4	vs. ELP	L	5-9	1-3	3rd	-0.5	Kloess (1-0)	Ruffin (0-1)		2:25	1,813	10,135	
4/8		vs. ELP						POSTPONED DUE TO RAIN - RESCHEDULED AS PART OF A DOUBLEHEADER ON MAY 24						
4/9	5	vs. ELP	W	4-3 (10)	2-3	T-1st	-	Bawcom (1-0)	Reyes (1-1)		2:59	1,941	12,076	
4/10	6	vs. ELP	L	2-5	2-4	T-2nd	-1.0	Sipp (1-0)	Gillheeny (0-1)	Quack (3)	3:14	2,107	14,183	
4/11	7	@ABQ	L	3-6	2-5	4th	-1.0	Moskos (1-0)	Arias (0-1)		3:10	11,550		
4/12	8	@ABQ	W	9-7	3-5	T-3rd	-1.0	Kensing (1-0)	Dominguez (0-1)	Smith (1)	3:30	7,297		
4/13	9	@ABQ	W	8-3	4-5	3rd	-1.5	Rapada (1-0)	Hynes (0-1)		3:00	5,636		
4/14	10	@ABQ	W	8-6	5-5	T-2nd	-1.0	Rapada (2-0)	Edlefsen (0-1)	Bawcom (1)	3:40	6,168		
4/15	11	vs. SLK	W	8-5	6-5	2nd	-1.0	Gillheeny (1-1)	Martinez (0-3)	Pryor (1)	3:07	2,437	16,620	
4/16	12	vs. SLK	W	10-8	7-5	2nd	-1.0	Luetge (1-0)	Morin (0-1)	Smith (2)	3:04	1,599	18,219	
4/17		vs. SLK						POSTPONED DUE TO RAIN - RESCHEDULED AS PART OF A DOUBLEHEADER ON APR. 18						
4/18	13	vs. SLK	W	2-1	8-5			Carraway (1-0)	Thomas (1-1)	Bawcom (2)	1:54			
DH	14	vs. SLK	L	4-5	8-6	2nd	-1.0	LeBlanc (1-1)	Smith (0-1)	Morin	2:30	4,973	23,192	
4/19		vs. SAC						POSTPONED DUE TO RAIN - RESCHEDULED AS PART OF A DOUBLEHEADER ON APR. 20						
4/20	15	vs. SAC	W	1-0 (9)	9-6			Rapada (3-0)	Nieve (0-1)		2:16			
DH	16	vs. SAC	L	3-8	9-7	2nd	-1.0	Savery (3-0)	Gillheeny (1-2)		2:47	2,422	25,614	
4/21	17	vs. SAC	W	8-5 (7)	10-7	T-1st	-	Fernandez (1-1)	Neal (1-1)	Luetge (1)	2:39	2,203	27,817	
4/22		vs. SAC						POSTPONED DUE TO RAIN - RESCHEDULED AS PART OF A DOUBLEHEADER ON JULY 26						
4/23		OFF DAY												
4/24	18	@LVG	L	4-11	10-8	T-1st	-	Montero (3-0)	Carraway (1-1)		2:58	5,624		
4/25	19	@LVG	L	6-7	10-9	2nd	-1.0	Syndergaard (3-2)	Pries (0-1)	Walters (6)	3:17	10,033		
4/26	20	@LVG	L	3-11	10-10	2nd	-2.0	deGrom (3-0)	Ruffin (0-2)		3:08	7,788		
4/27	21	@LVG	W	5-4	11-10	2nd	-1.0	Rogers (1-0)	Verrett (1-2)	Kensing (1)	3:32	6,003		
4/28	22	@SAC	L	1-2 (10)	11-11	3rd	-2.0	McBryde (1-0)	Bawcom (1-1)		2:50	5,003		
4/29	23	@SAC	W	9-2	12-11	3rd	-1.5	Carraway (2-1)	Hooker (0-3)		3:13	5,772		
4/30	24	@SAC	W	8-0	13-11	T-1st	-	Pries (1-1)	Lindblom (1-3)	Kensing (2)	2:38	5,367		
<b>APRIL (13-11) BATTING: .308 (248x804), 24 HR PITCHING: 13-11, 8 SV, 4.69 ERA (105ERx201,21P)</b>														
5/1	25	@SAC	L	7-11	13-12	2nd	-1.0	Leon (2-1)	Ruffin (0-3)		2:57	5,710		
5/2	26	vs. LVG	W	6-4	14-12	T-1st	-	Arias (1-1)	Thornton (0-1)	Bawcom (3)	3:06	5,739	33,556	
5/3		vs. LVG						POSTPONED DUE TO RAIN - RESCHEDULED AS PART OF A DOUBLEHEADER ON MAY 4						
5/4	27	vs. LVG	L	5-7 (7)	14-13			Walters (2-1)	Miner (0-1)	Black (2)	2:50	5,156	38,712	
DH								POSTPONED DUE TO RAIN - RESCHEDULED AS PART OF A DOUBLEHEADER ON JULY 22						
5/5	28	vs. LVG	W	3-2	15-13	1st	-	Rapada (4-0)	Walters (2-2)		3:19	1,680	40,392	
5/6	29	@REN	W	7-0	16-13	1st	+2.0	Pries (2-1)	Brewer (2-5)		3:09	3,336		
5/7	30	@REN	W	4-3	17-13	1st	+2.5	Luetge (2-0)	Harris (0-1)	Bawcom (4)	2:50	3,149		
5/8	31	@REN	L	11-15	17-14	1st	+2.0	Eitel (3-0)	Hill (0-2)	De La Rosa (2)	3:58	3,420		
5/9	32	@REN	L	7-11	17-15	1st	+1.0	Wolf (5-1)	Gillheeny (1-3)		3:40	4,520		
5/10	33	@LVG	W	6-5	18-15			Pryor (1-0)	Black (0-1)	Bawcom (5)	3:52			
5/11	34	@LVG	L	3-8	18-16	T-1st	-	Reid (1-0)	Pries (2-2)		3:27	2,075		
5/12	35	@LVG	L	4-9	18-17	3rd	-1.0	Carreno (1-0)	Ramirez (0-1)		2:56	4,017		
5/13	36	@LVG	L	4-5 (10)	18-18	3rd	-1.5	Walters (3-1)	Bawcom (1-2)		2:59	9,686		
5/14		OFF DAY												
5/15	37	@SAC	L	4-5 (11)	18-19	3rd	-2.5	Flores (2-0)	Rapada (4-1)		4:01	5,488		
5/16	38	@SAC	L	5-11	18-20	T-3rd	-3.5	Leon (3-1)	Carraway (2-2)		2:55	8,531		
5/17	39	@SAC	W	5-4	19-20	T-3rd	-2.5	Pries (3-2)	Neal (2-2)	Bawcom (6)	2:55	14,704		
5/18	40	@SAC	L	1-6	19-21	T-3rd	-3.5	Walden (2-1)	Ramirez (0-2)		2:32	11,140		
5/19	41	vs. REN	W	11-0	20-21	T-3rd	-3.5	Palmer (1-0)	Schultz (2-4)	Ruffin (1)	2:44	2,698	43,900	
5/20	42	vs. REN	L	0-7	20-22	T-3rd	-3.5	Spruilli (2-1)	Gillheeny (1-4)		2:43	2,743	45,833	
5/21	43	vs. REN	L	1-3	20-23	4th	-4.5	Bolsinger (3-0)	Carraway (2-3)	Stites (3)	2:56	5,452	51,285	
5/22	44	vs. REN	L	3-4	20-24	4th	-5.5	Eitel (4-0)	Pryor (1-1)	Stites (4)	3:03	3,623	54,908	
5/23	45	vs. ELP	L	5-7	20-25	4th	-6.5	Reyes (3-2)	Ramirez (0-3)	Kloess (1)	2:37	4,597	59,505	
5/24	46	vs. ELP	W	4-3 (7)	21-25	4th	-6.0	Ruffin (1-3)	Sexton (0-2)	Luetge (2)	2:15			
DH	47	vs. ELP	L	2-8 (7)	21-26	4th	-7.0	Nix (1-0)	Palmer (1-1)		2:24	5,834	65,339	
5/25	48	vs. ELP	L	1-13	21-27	4th	-8.0	O'Grady (1-0)	Miner (0-2)	Ambriz (2)	3:59	5,032	70,371	
5/26	49	vs. ELP	L	1-3	21-28	4th	-9.0	Wisler (1-3)	Carraway (1-3)	Ambriz (3)	2:14	3,538	73,909	
5/27	50	vs. SLK	L	1-6	21-29	4th	-10.0	Grube (3-2)	Pries (3-3)		3:03	2,125	76,034	
5/28	51	vs. SLK	L	3-5	21-30	4th	-10.0	Chaffe (1-1)	Walker (0-1)	Rasmus (2)	3:02	3,098	79,132	
5/29	52	vs. SLK	W	5-2	22-30	4th	-10.0	Ramirez (1-3)	Smith (3)	2:40	2,909	82,041		
5/30	53	vs. SLK	L	3-4 (12)	22-31	4th	-11.0	Rasmus (2-1)	Bawcom (1-3)	Chaffe (1)	4:18	5,912	87,953	
5/31	54	@ELP	L	10-11	22-32	4th	-12.0	Ambriz (2-0)	Smith (0-2)		3:31	9,266		
<b>MAY (9-21) BATTING: .271 (272x1005), 19 HR PITCHING: 9-21, 7 SV, 5.45 ERA (156ERx261,11P)</b>														
6/1	55	@ELP	L	4-5	22-33	4th	-12.0	Wisler (2-3)	Pries (3-4)	Boyer (6)	2:48	8,607		
6/2	56	@ELP	L	2-3	22-34	4th	-12.0	Despaigne (1-1)	Gillheeny (1-5)	Ambriz (4)	2:42	6,151		
6/3	57	@ELP	W	13-4	23-34	4th	-12.0	Ruffin (2-3)	Sampson (2-5)		3:06	6,558		
6/4		OFF DAY												
6/5	58	vs. ABQ	L	0-6	23-35	4th	-12.0	Demel (1-1)	Palmer (1-2)		3:09	6,633	94,586	
6/6	59	vs. ABQ	W	5-3 (7)	24-35			Coffey (1-0)	Frias (3-4)	Maurer (1)	2:17			
DH	60	vs. ABQ	W	4-2	25-35	4th	-10.5	Kensing (2-0)	Smith (1-3)	Smith (4)	2:12	6,174	100,760	
6/7	61	vs. ABQ	L	2-7	25-36	4th	-11.5	Patterson (3-5)	Pries (3-5)		3:23	6,324	107,084	
6/8	62	vs. ABQ	L	2-3	25-37	4th	-11.5	Bennett (3-1)	Gillheeny (1-6)	Hynes (2)	3:27	6,859	113,943	
6/9	63	@MEM	W	2-2 (12)	26-37	4th	-11.5	Bawcom (2-3)	Wyatt (0-2)	Maurer (2)	3:29	3,095		
6/10	64	@MEM	L	4-7	26-38	4th	-11.5	Wyatt (1-2)	Palmer (1-3)	Fornataro (2)	2:41	4,351		
6/11	65	@MEM	L	5-6	26-39	4th	-11.5	Aardsma (2-0)	Bawcom (2-4)		2:37	4,081		
6/12	66	@MEM	W	6-3	27-39	4th	-10.5	Pries (4-5)	Gast (0-1)		2:14	2,261		
6/13	67	@NVL	W	8-1	28-39	4th	-10.5	Gillheeny (2-6)	Jungmann (2-3)		3:10	7,353		
6/14	68	@NVL	W	2-1	29-39	4th	-10.5	Walker (1-1)	Mills (4-2)	Coffey (1)	2:48	8,287		
6/15	69	@NVL	W	4-3	30-39	4th	-9.5	Ruffin (3-3)	Leon (0-1)		3:08	4,297		
6/16	70	@NVL	W	9-0	31-39	4th	-9.5	Carraway (3-4)	Nelson (7-2)		3:06	3,411		

FRONT OFFICE

CHENEY STADIUM

COACHES/STAFF

2015 RAINIERS

2014 SEASON REVIEW

OPPONENTS

HISTORY & RECORDS

MEDIA & MISC.

2014 RAINIERS DAY-BY-DAY

DATE	G	OPP	W/L	SCORE	REC	POS	GB/A	WINNER	LOSER	SAVE	TIME	ATT	HOME	ATT	
6/17	71	vs. CSP	W	2-1	32-39	4th	-8.5	Pryor (2-1)	Bettis (2-2)		2:20	2,229	116,172		
6/18	72	vs. CSP	W	4-2	33-39	4th	-8.5	Gillheeny (3-6)	Corpas (1-2)	Coffey (2)	3:06	3,046	119,218		
6/19	73	vs. CSP	L	7-8 (14)	33-40	4th	-8.5	Burke (3-1)	Snow (0-1)		4:33	3,407	122,715		
6/20	74	vs. CSP	L	4-11	33-41	4th	-9.5	Nicasio (1-0)	Palmer (1-4)		3:56	5,708	128,423		
6/21	75	vs. OKC	W	4-3 (11)	34-41	4th	-8.5	Coffey (2-0)	Robinson (0-2)		3:22	6,625	135,048		
6/22	76	vs. OKC	W	4-3 (10)	35-41	4th	-8.5	Luetge (3-0)	Chapman (1-1)		3:16	6,254	141,302		
6/23	77	vs. OKC	W	9-8 (10)	36-41	4th	-8.5	Maurer (1-0)	Stoffel (0-2)		3:19	2,245	143,547		
6/24	78	vs. OKC	W	2-0	37-41	4th	-7.5	Walker (2-1)	Martinez (5-5)		2:00	2,435	145,982		
6/25	OFF DAY														
6/26	@ELP POSTPONED DUE TO LACK OF EQUIPMENT - RESCHEDULED AS PART OF A DH ON JUNE 28														
6/27	79	@ELP	L	3-4	37-42	4th	-8.0	Roach (1-1)	Palmer (1-5)	Ambriz (7)	2:37	8,137			
6/28	80	@ELP	L	6-7	37-43	4th	-8.5	O'Grady (4-1)	Coffey (2-1)		2:46	6,527			
DH	81	@ELP	W	15-12 (13)	38-43	4th	-8.5	Coffey (3-1)	Kloess (2-3)	Ruffin (2)	5:21	9,003			
6/29	82	@ELP	L	4-6	38-44	4th	-9.5	Sullivan (1-0)	Luetge (3-1)		2:49	8,120			
6/30	83	vs. REN	W	6-2	39-44	4th	-8.5	Kohlhehn (1-0)	Spruill (3-5)		3:21	3,586	149,568		
<b>JUNE (17-12) BATTING: .259 (266x1029), 32 HR</b>												<b>PITCHING: 17-12, 7 SV, 3.74 ERA (111ERx267.0IP)</b>			
7/1	84	vs. REN	L	2-3	39-45	4th	-9.5	Harrell (4-1)	Ramirez (1-4)	Barrett (2)	2:54	2,852	152,420		
7/2	85	vs. REN	L	0-7	39-46	4th	-10.5	Cahill (1-1)	Palmer (1-6)		2:40	3,294	155,714		
7/3	86	vs. REN	W	5-1	40-46	4th	-9.5	Pries (5-5)	Brewer (3-6)		2:31	7,035	162,749		
7/4	87	@FRN	W	11-7	41-46	4th	-9.5	Carraway (4-4)	Escobar (3-8)		2:59	11,988			
7/5	88	@FRN	L	1-5	41-47	4th	-9.5	De Paula (2-3)	Gillheeny (3-7)		2:48	6,743			
7/6	89	@FRN	W	6-6	42-47	4th	-9.5	Kohlscheen (2-0)	Runzler (1-4)	Smith (5)	3:09	3,369			
7/7	90	@SLK	L	5-6	42-48	4th	-10.5	LeBlanc (6-2)	Palmer (1-7)		3:11	6,257			
7/8	91	@SLK	W	14-7	43-48	4th	-9.5	Pries (5-6)	Thomas (4-8)		3:12	4,703			
7/9	92	@SLK	L	4-10	43-49	4th	-10.5	Clay (2-1)	Carraway (4-5)		2:32	4,709			
7/10	93	@SLK	W	18-2	44-49	4th	-9.5	Kensing (3-0)	Grube (6-4)		3:36	5,648			
7/11	94	vs. FRN	W	3-2 (10)	45-49	T-3rd	-9.5	Smith (1-2)	Cordier (2-2)		3:18	6,007	168,756		
7/12	95	vs. FRN	W	7-2	46-49	3rd	-9.5	Walker (3-1)	Heston (3-1)		2:45	5,394	174,150		
7/13	96	vs. FRN	L	4-5	46-50	4th	-9.5	Carigan (1-0)	Kensing (3-1)		2:51	5,554	179,704		
7/14	OFF DAY														
7/15	OFF DAY														
7/16	***TRIPLE-A ALL-STAR GAME - DURHAM BULLS ATHLETIC PARK, DURHAM, NC***														
7/17	97	@REN	W	7-5	47-50	3rd	-9.5	Ramirez (2-4)	Chafin (3-4)	Coffey (3)	3:21	4,931			
7/18	98	@REN	W	7-3	48-50	3rd	-8.5	Walker (4-1)	Brewer (4-8)		2:50	7,302			
7/19	99	@REN	L	1-7	48-51	T-3rd	-8.5	Serrano (2-0)	Pries (6-6)		2:29	7,096			
7/20	100	@REN	L	4-7 (7)	48-52	4th	-8.5	Schultz (8-6)	Palmer (1-8)		2:29	4,278			
7/21	101	vs. LVG	W	11-8	49-52	T-3rd	-8.5	Kensing (4-1)	Thornton (1-5)	Coffey (4)	3:24	3,236	182,982		
7/22	102	vs. LVG	L	0-4 (7)	49-53			Syndergaard (8-5)	Paxton (0-1)		2:19				
DH	103	vs. LVG	W	4-3 (7)	50-53	4th	-9.0	Snow (1-1)	Alvarado (3-5)	Smith (6)	2:14	3,450	186,432		
7/23	104	vs. LVG	W	6-4	51-53	3rd	-8.5	Carraway (6-5)	Mazzoni (1-1)	Smith (7)	3:25	3,888	190,320		
7/24	105	vs. LVG	W	5-4	52-53	3rd	-8.0	Pries (7-6)	Verret (8-3)	Coffey (5)	2:14	4,484	195,163		
7/25	106	vs. SAC	W	7-0	53-53	3rd	-7.0	Palmer (2-8)	Leon (9-5)		3:08	7,280	202,443		
7/26	107	vs. SAC	L	5-8	53-54	3rd	-8.0	Neal (4-5)	Gillheeny (3-8)	McBryde (10)	2:31				
DH	108	vs. SAC	L	1-2	53-55	3rd	-9.0	Rodriguez (2-0)	Snow (1-2)	Savery (2)	2:01	6,993	209,436		
7/27	109	vs. SAC	W	4-3 (14)	54-55	3rd	-8.0	Beaven (2-0)	Healy (1-1)		4:33	5,887	215,323		
7/28	110	vs. SAC	W	4-3	55-55	3rd	-7.0	Coffey (4-1)	Lamb (0-1)		2:36	5,213	220,536		
7/29	111	@SLK	L	3-5	55-56	3rd	-7.0	Lerew (3-4)	Walker (4-2)	Carpenter (3)	2:50	4,696			
7/30	112	@SLK	W	6-3	56-56	3rd	-7.0	Pries (8-6)	Clay (3-2)	Smith (8)	3:02	4,736			
7/31	113	@SLK	W	4-1	57-56	3rd	-7.0	Beaven (3-0)	Volstad (0-1)		3:09	10,752			
<b>JULY (18-12) BATTING: .290 (292x1006), 30 HR</b>												<b>PITCHING: 18-12, 7 SV, 4.24 ERA (123ERx261.0IP)</b>			
8/1	114	@SLK	L	3-4	57-57	3rd	-8.0	LeBlanc (8-2)	Gillheeny (3-9)	Salas (1)	2:47	7,111			
8/2	115	@ABQ	W	5-2	58-57	3rd	-8.0	Ramirez (3-4)	Enright (0-2)	Smith (9)	2:30	9,859			
8/3	116	@ABQ	W	8-5	59-57	3rd	-7.0	Carraway (6-5)	Patterson (4-8)	Palmer (1)	2:53	6,786			
8/4	117	@ABQ	L	5-12	59-58	3rd	-7.0	Carpenter (3-1)	Walker (4-3)		3:03	7,236			
8/5	118	@ABQ	W	7-5	60-58	3rd	-6.0	Kensing (5-1)	Carson (2-3)	Coffey (6)	2:40	8,204			
8/6	OFF DAY														
8/7	119	vs. FRN	L	4-11	60-59	3rd	-6.0	Berken (9-8)	Ramirez		3:33	5,728	226,264		
8/8	120	vs. FRN	W	4-3	61-59	3rd	-6.0	Snow (2-2)	Fleet (1-2)	Coffey (7)	3:07	7,110	233,374		
8/9	121	vs. FRN	W	13-10	62-59	3rd	-6.0	Bawcom (3-4)	Cordier (2-3)		4:18	5,943	239,317		
8/10	122	vs. FRN	W	2-1	63-59	3rd	-6.0	Walker (5-3)	Heston (10-7)	Luetge (3)	2:16	6,837	246,154		
8/11	123	vs. FRN	L	3-4 (11)	63-60	3rd	-6.0	Kontos (3-3)	Luetge (3-2)	Reifer (1)	3:24	6,010	252,164		
8/12	124	@NO	L	4-5	63-61	3rd	-7.0	Caminero (4-1)	Bear (3-1)	Roe	2:38	2,135			
8/13	125	@NO	W	4-2	64-61	3rd	-6.0	Elias (1-0)	Flynn (7-9)	Coffey (8)	2:36	2,097			
8/14	126	@NO	W	9-8 (12)	65-61	3rd	-6.0	Beaven (4-0)	Olmos (1-2)	Palmer (2)	4:48	3,996			
8/15	127	@NO	W	6-3	66-61	3rd	-6.0	Walker (6-3)	Villanueva (10-9)		3:11	6,545			
8/16	128	@RR	W	8-7	67-61	3rd	-5.0	Ramirez (4-5)	Jackson (1-2)	Coffey (9)	3:07	9,533			
8/17	129	@RR	L	2-5	67-62	3rd	-5.0	Knebel (1-0)	Kensing (5-2)	Patton (16)	2:57	7,467			
8/18	130	@RR	W	6-2	68-62	3rd	-4.0	Pries (9-6)	Cabrera (1-2)		3:11	8,480			
8/19	131	@RR	L	5-10	68-63	3rd	-5.0	Holland (1-1)	Snow (2-3)		3:08	9,178			
8/20	132	vs. OMA	W	6-4	69-63	3rd	-5.0	Kensing (6-2)	Alexander (0-2)	Coffey (10)	3:04	5,552	257,716		
8/21	133	vs. OMA	W	7-3	70-63	3rd	-4.0	Ramirez (5-5)	Baumann (1-4)		2:39	5,636	263,352		
8/22	134	vs. OMA	L	1-2	70-64	3rd	-4.0	Hendriks (4-1)	Gillheeny (3-10)	Coleman (7)	2:39	7,419	270,771		
8/23	135	vs. OMA	L	1-5	70-65	3rd	-5.0	Brooks (11-3)	Pries (9-7)		2:41	7,591	278,362		
8/24	136	vs. IWA	W	5-4 (14)	71-65	3rd	-4.0	Carraway (7-5)	Parker (0-1)		5:31	7,463	285,825		
8/25	137	vs. IWA	L	0-8	71-66	3rd	-5.0	Cabrera (4-2)	Walker (6-4)		2:28	6,460	292,285		
8/26	138	vs. IWA	W	5-3	72-66	3rd	-5.0	Carraway (8-5)	Straily (7-8)		2:52	6,842	299,127		
8/27	139	vs. IWA	L	2-3	72-67	3rd	-6.0	Rhee (2-2)	Gillheeny (3-11)	Parker (24)	3:25	6,319	305,446		
8/28	140	@FRN	L	5-6	72-68	3rd	-6.0	Cordier (4-3)	Smith (1-3)		3:18	7,983			
8/29	141	@FRN	W	9-7	73-68	3rd	-6.0	Bawcom (4-4)	Reifer (5-3)	Coffey (11)	2:58	11,037			
8/30	142	@FRN	L	2-9	73-69	3rd	-6.0	Fleet (4-2)	Kensing (6-3)		3:06	10,706			
8/31	143	@FRN	W	7-3	74-69	3rd	-6.0	Ramirez (6-5)	Carignan (1-1)		2:59	11,287			
<b>AUGUST (17-13) BATTING: .282 (297x1053), 26 HR</b>												<b>PITCHING: 17-13, 11 SV, 4.87 ERA (148ERx273.2IP)</b>			
9/1	144	@FRN	L	5-9	74-70	3rd	-7.0	Heston (12-9)	Pries (9-8)		2:37	8,161			
<b>SEPTEMBER (0-1) BATTING: .235 (8x34), 0 HR</b>												<b>PITCHING: 0-1, 0 SV, 10.13 ERA (9ERx8.0IP)</b>			

FRONT OFFICE CHENEY STADIUM

COACHES/STAFF

2015 RAINIERS

2014 SEASON REVIEW

OPPONENTS

HISTORY & RECORDS

MEDIA & MISC.

# 2014 RAINIERS HIGHS & LOWS

FRONT OFFICE  
CHENEY STADIUM

COACHES/STAFF

2015 RAINIERS

2014 SEASON REVIEW

OPPONENTS

HISTORY & RECORDS

MEDIA & MISC.

## TEAM BATTING

Most Runs, Game.....	18, 7/10 at SLK
Fewest Runs, Game .....	0, five times, last, 8/25 vs. IOW
Most Runs, Inning .....	7, 4/16 vs. SLK
Most Hits, Game .....	20, twice, last, 7/10 at SLK
Fewest Hits, Game .....	2, four times, last, 6/17 vs. COL
Most Hits, Inning .....	8, 4/4 vs. ABQ (6th Inning, GM 1)
Most Doubles, Game .....	7, 5/9 at REN
Most Triples, Game .....	2, seven times, last, 8/9 vs. FRN
Most Home Runs, Game .....	4, five times, last, 8/29 at FRN
Most Consecutive Games, Homer .....	10 G, 6/6 (GM 1) - 6/15
Most Consecutive Games, No Homer .....	4 G, 8/10-8/13
Most Extra Base Hits, Game.....	8, twice, last 6/23 vs. OKC
Total Bases, Game.....	37, 7/10 at SLK
Most Walks, Game .....	10, 6/15 at NVL
Fewest Walks, Game.....	0, five times, last, 8/25 vs. IOW
Most Strikeouts, Game .....	18, 6/19 vs. COL
Fewest Strikeouts, Game .....	3, seven times, last, 8/5 at ABQ
Most Stolen Bases, Game .....	5, 5/8 at REN
Most Left On Base, Game.....	14, three times, last, 8/24 vs. IOW

## INDIVIDUAL BATTING

Most At-Bats, Game.....	8, Choi, 6/28 at ELP (GM 2)
Most Runs, Game.....	4, twice, last, Romero, 8/16 at RR
Most Hits, Game.....	5, three times, last, Montero, 7/10 at SLK
Most Doubles, Game.....	3, Bonilla, 5/19 vs. REN
Most Triples, Game .....	2, two times, last, Jones, 8/5 at ABQ
Most Home Runs, Game .....	3, Blash, 6/3 at ELP
Most RBI, Game .....	7, twice, last, Kelly, 7/10 at SLK
Most Walks, Game .....	3, nine times, last, Saunders, 8/8 vs. FRN
Most Strikeouts, Game .....	4, five times, last, Noriega, 8/16 at RR
Most Stolen Bases, Game .....	2, four times, last, Avery, 6/15 at NVL
Longest Hitting Streak.....	13 G, Romero, 8/7-8/20

## TEAM PITCHING

Fewest Runs, Game .....	0, seven times, last 7/25 vs. SAC
Most Runs, Game.....	15, 5/8 at REN
Most Runs, Inning .....	8, 5/11 at LVG (8th inn.)
Fewest Hits, Game .....	2, three times, last, 8/13 at NO
Most Hits, Game.....	20, 5/31 at ELP
Fewest Walks, Game.....	0, five times, last, 8/21 vs. OMA
Most Walks, Game .....	9, twice, last, 7/23 vs. LVG
Most Strikeouts, Game .....	19, 8/24 vs. IOW
Most Doubles, Game.....	5, five times, last, 8/4 at ABQ
Most Triples, Game .....	2, 7/26 vs. SAC (GM2)
Most Home Runs, Game .....	5, 6/23 vs. OKC

## INDIVIDUAL PITCHING

Longest Winning Streak .....	3 G, twice, last, Walker 6/24-7/18
Longest Losing Streak .....	6 G, Palmer, 6/5-7/7
Most Innings Pitched, Starter .....	9.0, Walker, 6/24 vs. OKC
Most Innings Pitched, Reliever.....	4.1, Ruffin, 5/13 at LVG
Most Walks, Game .....	5, four times, last, Pries, 8/11 vs. FRN
Most Strikeouts, Game .....	13, Walker, 8/10 vs. FRN
Most Hit By Pitch, Game.....	2, five times, last, Carraway, 7/23 vs. LVG
Most Runs Allowed, Game.....	8, three times, last, Walker, 8/4 at ABQ
Most Hits Allowed, Game.....	10, twice, last, Pries, 7/30 at SLK

## TEAM MISCELLANEOUS

Longest Winning Streak .....	7 G, 6/12-6/18
Longest Winning Streak, Home .....	5 G, 6/21-6/30
Longest Winning Streak, Road .....	5 G, 6/12-6/16
Most Consecutive Losses.....	5 G, twice, last, 5/24-28
Most Consecutive Losses, Home.....	5 G, 5/24-28
Most Consecutive Losses, Road .....	5 G, twice, last, 5/18-6/2
Longest Game, Time .....	5:31, 8/24 vs. IOW (14 Inn.); 4:18, 8/9 vs. FRN (9 Inn.)
Shortest Game, Time.....	1:54 (7 Inn.), 4/18 vs. SLK (GM 1); 2:00 (9 inn.), 6/24 vs. OKC
Longest Game, Innings.....	14 Innings, three times, last 8/24 vs. IOW
Highest Attendance, Home .....	7,591, 8/23 vs. OMA
Highest Attendance, Road .....	14,704, 5/17 at SAC
Lowest Attendance, Home.....	1,599, 4/16 vs. SLK
Lowest Attendance, Road .....	2,075, 5/11 at REN
Double Plays Turned .....	4, 7/18 at REN
Opponent Double Plays Turned.....	4, 8/4 at ABQ
Most Errors .....	4, twice, last, 5/12 at LVG
Largest Margin of Victory.....	11 Runs, 5/19 vs. REN
Largest Margin of Defeat .....	8 Runs, 4/26 at LVG
Biggest Comeback To Win.....	5 runs, 4/12 at ABQ

# 2014 RAINIERS TRANSACTIONS

NO.	DATE	ADD/DELETE	POS	PLAYER	TRANSACTION
1.	4/4	DELETE	RHP	Dominic Leone	Selected to Seattle.
2.	4/5	ADD	RHP	Jonathan Arias	Transferred from Jackson (AA).
3.	4/8	DELETE	LHP	Anthony Fernandez	Placed on the Temporarily Inactive List.
4.	4/8	DELETE	INF	Nate Tenbrink	Placed on the Disabled List.
5.	4/9	DELETE	LHP	Lucas Luetge	Recalled to Seattle.
6.	4/10	ADD	RHP	Andrew Carraway	Reinstated from the Disabled List.
7.	4/10	ADD	INF	Leury Bonilla	Reinstated from the Temporarily Inac. List.
8.	4/11	ADD	LHP	Anthony Fernandez	Reinstated from the Temporarily Inac. List.
9.	4/14	DELETE	RHP	Blake Beavan	Recalled to Seattle.
10.	4/14	ADD	LHP	Lucas Luetge	Optioned from Seattle.
11.	4/15	DELETE	RHP	Jonathan Arias	Placed on the Disabled List.
12.	4/15	ADD	RHP	Ramon Ramirez	Reinstated from the Disabled List.
13.	4/15	DELETE	C	Humberto Quintero	Placed on the Disabled List.
14.	4/15	ADD	C	Manny Pina	Transferred from Jackson (AA).
15.	4/15	DELETE	LHP	Nick Hill	Placed on the Disabled List.
16.	4/16	DELETE	INF	Nick Franklin	Recalled to Seattle.
17.	4/16	ADD	INF	Gabriel Noriega	Transferred to Jackson (AA).
18.	4/16	DELETE	OF	James Jones	Recalled to Seattle.
19.	4/16	ADD	RHP	Stephen Pryor	Optioned from Seattle.
20.	4/17	ADD	OF	Julio Morban	Transferred from Jackson (AA).
21.	4/17	ADD	OF	Chantz Mack	Transferred from Extended Spring Training.
22.	4/17	DELETE	INF	Ji-Man Choi	Placed on the Suspended List.
23.	4/19	DELETE	INF	Jesus Montero	Placed on the Temporarily Inactive List.
24.	4/19	DELETE	RHP	Chance Ruffin	Placed on the Temporarily Inactive List.
25.	4/19	ADD	RHP	Jordan Pries	Transferred from Jackson (AA).
26.	4/19	ADD	INF	Luis Caballero	Transferred from Extended Spring Training.
27.	4/20	DELETE	RHP	Brandon Maurer	Recalled to Seattle.
28.	4/20	ADD	OF	James Jones	Optioned from Seattle.
29.	4/21	DELETE	INF	Chantz Mack	Transferred to Extended Spring Training.
30.	4/22	ADD	RHP	Chance Ruffin	Reinstated from the Temporarily Inac. List.
31.	4/22	DELETE	INF	Luis Caballero	Transferred to Extended Spring Training.
32.	4/22	ADD	INF	Jesus Montero	Reinstated from the Temporarily Inac. List.
33.	4/24	DELETE	OF	Cole Gillespie	Selected to Seattle.
34.	4/24	ADD	INF	Nick Franklin	Optioned from Seattle.
35.	4/24	DELETE	LHP	James Gillheeny	Transferred to Jackson (AA)
36.	4/24	ADD	LHP	Nick Hill	Reinstated from Disabled List.
37.	4/25	DELETE	LHP	Lucas Luetge	Recalled to Seattle.
38.	4/26	ADD	RHP	Jonthan Arias	Reinstated from the Disabled List.
39.	4/27	DELETE	RHP	Carson Smith	Placed on the Disabled List.
40.	4/27	ADD	RHP	Mark Rogers	Reinstated from the Disabled List.
41.	4/28	DELETE	RHP	Ramon Ramirez	Released from minor league contract.
42.	4/28	ADD	RHP	Erasm Ramirez	Transferred from High Desert (A).
43.	4/29	DELETE	C	Manny Pina	Transferred to Jackson (AA).
44.	4/30	ADD	C	Humberto Quintero	Reinstated from the Disabled List.
45.	4/30	DELETE	OF	Julio Morbon	Transferred to Extended Spring Training.
46.	4/30	ADD	OF	Jabari Blash	Transferred from Jackson (AA).
47.	5/2	DELETE	LHP	Anthony Fernandez	Placed on the Disabled List.
48.	5/2	ADD	LHP	Lucas Luetge	Optioned from Seattle.
49.	5/4	DELETE	OF	James Jones	Recalled to Seattle.
50.	5/4	ADD	OF	Abraham Almonte	Optioned from Seattle.
51.	5/6	DELETE	RHP	Mark Rogers	Released from minor league contract.
52.	5/6	ADD	LHP	James Gillheeny	Transferred from Jackson (AA).
53.	5/7	DELETE	RHP	Erasm Ramirez	Recalled to Seattle.
54.	5/8	ADD	RHP	Erasm Ramirez	Optioned from Seattle.
55.	5/11	DELETE	RHP	Jonathan Arias	Released from minor league contract.
56.	5/11	ADD	RHP	Mike MacDougal	Signed as a minor league free agent.
57.	5/13	DELETE	LHP	Nick Hill	Transferred to Extended Spring Training.
58.	5/13	ADD	RHP	Matt Palmer	Reinstated from the Disabled List.
59.	5/15	DELETE	INF	Chris Taylor	Placed on the Disabled List.
60.	5/15	ADD	INF	Patrick Brady	Transferred from Jackson (AA).
61.	5/17	DELETE	RHP	Clay Rapada	Placed on the Disabled List.
62.	5/17	ADD	RHP	Carson Smith	Reinstated from the Disabled List.
63.	5/20	DELETE	INF	Nick Franklin	Recalled to Seattle.
64.	5/25	ADD	INF	Brock Hebert	Transferred from High Desert (A).
65.	5/29	DELETE	RHP	Stephen Pryor	Placed on the Disabled List.
66.	5/29	ADD	RHP	Todd Coffey	Signed as a minor league free agent.
67.	5/30	DELETE	OF	Endy Chavez	Selected to Seattle.
68.	5/31	ADD	OF	Xavier Nady	Signed as a FA, transferred to Tacoma
69.	5/31	DELETE	INF	Brock Hebert	Transferred to High Desert.
70.	6/1	ADD	RHP	Brand Maurer	Optioned from Seattle.
71.	6/3	DELETE	RHP	Erasm Ramirez	Recalled to Seattle.
72.	6/3	ADD	INF	Nick Franklin	Optioned from Seattle.
73.	6/8	DELETE	RHP	Zach Miner	Released from minor league contract.
74.	6/8	ADD	LHP	Clay Rapada	Reinstated from the Disabled List.
75.	6/9	DELETE	RHP	Carson Smith	Placed on the Disabled List.
76.	6/10	DELETE	RHP	Mike MacDougal	Released from minor league contract.
77.	6/10	DELETE	INF	Patrick Brady	Transferred to High Desert.
78.	6/10	ADD	RHP	Taijuan Walker	Optioned from Seattle.
79.	6/10	ADD	INF	Chris Taylor	Reinstated from the Disabled List.

FRONT OFFICE

CHENEY STADIUM

COACHES/STAFF

2015 RAINIERS

2014 SEASON REVIEW

OPPONENTS

HISTORY & RECORDS

MEDIA & MISC.

# 2014 RAINIERS TRANSACTIONS (CONTINUED)


FRONT OFFICE  
CHENEY STADIUM  
COACHES/STAFF  
2015 RAINIERS  
2014 SEASON REVIEW  
OPPONENTS  
HISTORY & RECORDS  
MEDIA & MISC.

NO.	DATE	ADD/DELETE	POS	PLAYER	TRANSACTION
80.	6/11	ADD	RHP	Stephen Pryor	Reinstated from the Disabled List.
81.	6/11	DELETE	RHP	Matt Palmer	Placed on the Disabled List.
82.	6/12	DELETE	INF	Jesus Montero	Recalled to Seattle.
83.	6/13	ADD	RHP	Forrest Snow	Transferred from Jackson (AA).
84.	6/14	DELETE	RHP	Logan Bawcom	Placed on the Disabled List.
85.	6/14	ADD	INF	Ji-Man Choi	Transferred from Jackson (AA).
86.	6/14	ADD	RHP	Stephen Kohlscheen	Transferred from Jackson (AA).
87.	6/14	DELETE	RHP	Clay Rapada	Released from minor league contract.
88.	6/16	ADD	RHP	Carson Smith	Reinstated from the Disabled List.
89.	6/20	DELETE	RHP	Forrest Snow	Transferred to Jackson (AA).
90.	6/20	ADD	RHP	Matt Palmer	Reinstated from the Disabled List.
91.	6/25	DELETE	OF	Xavier Nady	Released from minor league contract.
92.	6/25	DELETE	RHP	Brandon Maurer	Recalled to Seattle.
93.	6/25	ADD	RHP	Erasmo Ramirez	Optioned from Seattle.
94.	6/26	ADD	INF	Jesus Montero	Optioned from Seattle.
95.	6/27	DELETE	OF	Jabari Blash	Transferred to the Restricted List.
96.	6/29	ADD	RHP	Forrest Snow	Transferred from Jackson (AA).
97.	6/30	DELETE	RHP	Taijuan Walker	Recalled to Seattle.
98.	6/30	ADD	OF	Stefen Romero	Optioned from Seattle.
99.	7/4	DELETE	RHP	Chance Ruffin	Voluntarily retired.
100.	7/4	ADD	INF	Justin Smoak	Optioned from Seattle.
101.	7/8	DELETE	C	Jesus Sucre	Recalled to Seattle.
102.	7/8	ADD	C	John Hicks	Transferred from Jackson (AA).
103.	7/9	DELETE	RHP	Stephen Pryor	Recalled to Seattle.
104.	7/9	ADD	RHP	Taijuan Walker	Optioned from Seattle.
105.	7/10	DELETE	LHP	Lucas Luetge	Recalled to Seattle.
106.	7/10	ADD	RHP	Stephen Pryor	Optioned from Seattle.
107.	7/11	DELETE	INF	Justin Smoak	Recalled to Seattle.
108.	7/11	ADD	OF	Corey Simpson	Transferred from Everett (A).
109.	7/14	DELETE	OF	Corey Simpson	Transferred to Everett.
110.	7/17	DELETE	OF	Stefen Romero	Recalled to Seattle.
111.	7/17	ADD	LHP	Lucas Luetge	Optioned from Seattle.
112.	7/22	DELETE	RHP	Erasmo Ramirez	Recalled to Seattle.
113.	7/22	ADD	INF	Justin Smoak	Optioned from Seattle.
114.	7/23	DELETE	RHP	Taijuan Walker	Recalled to Seattle.
115.	7/23	ADD	RHP	Erasmo Ramirez	Optioned from Seattle.
116.	7/23	ADD	RHP	Blake Beavan	Optioned from Seattle.
117.	7/24	DELETE	RHP	Stephen Pryor	Traded to Minnesota.
118.	7/24	ADD	RHP	Taijuan Walker	Optioned from Seattle.
119.	7/24	DELETE	INF	Jesus Montero	Recalled to Seattle.
120.	7/24	DELETE	INF	Chris Taylor	Recalled to Seattle.
121.	7/24	ADD	INF	Nate Tenbrink	Reinstated from the Disabled List.
122.	7/25	ADD	INF	Jesus Montero	Optioned from Seattle.
123.	7/27	DELETE	INF	Gabriel Noriega	Placed on the Disabled List.
124.	7/27	DELETE	RHP	Matt Palmer	Placed on the Disabled List.
125.	7/28	ADD	RHP	Logan Bawcom	Reinstated from the Disabled List.
126.	7/28	ADD	OF	Julio Morban	Transferred from Jackson (AA).
127.	7/31	DELETE	OF	Abraham Almonte	Traded to San Diego.
128.	7/31	DELETE	RHP	Stephen Kohlscheen	Traded to San Diego.
129.	7/31	DELETE	INF	Nick Franklin	Traded to Tampa Bay.
130.	8/1	ADD	OF	James Jones	Optioned from Seattle.
131.	8/1	ADD	OF	Stefen Romero	Optioned from Seattle.
132.	8/3	ADD	RHP	Matt Palmer	Reinstated from the Disabled List.
133.	8/8	DELETE	LHP	Lucas Luetge	Recalled to Seattle.
134.	8/8	ADD	LHP	Roenis Elias	Optioned from Seattle.
135.	8/10	DELETE	RHP	Carson Smith	Placed on the Disabled List.
136.	8/10	ADD	INF	Ketel Marte	Transferred from Jackson.
137.	8/11	DELETE	OF	James Jones	Recalled to Seattle.
138.	8/11	ADD	RHP	Erasmo Ramirez	Optioned from Seattle.
139.	8/15	DELETE	INF	Jesus Montero	Placed on the Disabled List.
140.	8/15	ADD	INF	Gabriel Noriega	Reinstated from the Disabled List.
141.	8/17	DELETE	RHP	Matt Palmer	Released from minor league contract.
142.	8/17	ADD	RHP	Carson Smith	Reinstated from the Disabled List.
143.	8/18	DELETE	LHP	Roenis Elias	Recalled to Seattle.
144.	8/18	ADD	OF	James Jones	Optioned from Seattle.
145.	8/27	DELETE	RHP	Andrew Carraway	Placed on the Temporarily Inactive List.
146.	8/27	ADD	RHP	Trevor Miller	Transferred from Jackson (AA).
147.	8/27	DELETE	RHP	Erasmo Ramirez	Recalled to Seattle.
148.	8/27	ADD	LHP	James Paxton	Optioned from Seattle.
149.	8/29	DELETE	OF	James Jones	Recalled to Seattle.
150.	8/29	ADD	RHP	Erasmo Ramirez	Optioned from Seattle.
151.	8/31	DELETE	RHP	Forrest Snow	Placed on Temporarily Inactive List.
152.	8/31	ADD	RHP	Andrew Carraway	Reinstated from the Temporarily Inac. List.
153.	9/1	DELETE	INF	Justin Smoak	Recalled to Seattle.
154.	9/1	DELETE	OF	Stefen Romero	Recalled to Seattle.
155.	9/1	DELETE	RHP	Taijuan Walker	Recalled to Seattle.
156.	9/1	DELETE	LHP	Lucas Luetge	Recalled to Seattle.
157.	9/1	DELETE	C	Humberto Quintero	Recalled to Seattle.
158.	9/1	DELETE	RHP	Carson Smith	Recalled to Seattle.
159.	9/1	ADD	C/OF	Wayne Taylor	Transferred from Pulaski (ROK).
160.	9/1	ADD	INF	Yordi Calderon	Transferred from Pulaski (ROK).





**OPPONENTS**





# ALBUQUERQUE ISOTOPES

## ISOTOPES BALLPARK

1601 AVENIDA CESAR CHAVEZ SE, ALBUQUERQUE, NM 87106

**PRESIDENT:** KEN YOUNG

**FIELD MANAGER:** GLENALLEN HILL

**2014 RECORD, FINISH:** 62-80, 3RD IN PACIFIC SOUTHERN DIVISION

OPENED:	CAPACITY:	LEFT:	CENTER:	RIGHT:
2003	13,279	340	400	340

### TRIPLE-A AFFILIATE OF THE COLORADO ROCKIES (SINCE 2015)

#### Rainiers vs. Albuquerque

2014 vs. ABQ .....	9-7
2014 at ABQ .....	6-2
2014 at TAC .....	3-5
All-Time vs. ABQ .....	210-232-1

#### Series Sweeps

by TAC .....	Aug. 3-8, 2008 (4-Game Series at TAC)
by ABQ .....	May 13-16, 2006 (4-Game Series at TAC)

#### 2015 Schedule

at Tacoma:
Apr. 21-24 & June 11-14
at Albuquerque:
Apr. 13-16 & June 18-21

#### 2015 Field Staff

Manager .....	Glenallen Hill
Pitching Coach .....	Darryl Scott
Hitting Coach .....	Dave Hajek
Trainer .....	Heath Townsend
Strength Coach .....	Brian Buck
Asst. Strength .....	Mike Jasperson

#### Series Results, Last 10 Years

Year	Home	Road	Total
2014	3-5	6-2	9-7
2013	---	2-2	2-2
2012	1-3	---	1-3
2011	---	2-2	2-2
2010	3-1	---	3-1
2009	---	2-2	2-2
2008	4-0	---	4-0
2007	---	2-2	2-2
2006	0-4	---	0-0
2005	---	0-4	0-4



# COLORADO SPRINGS SKY SOX

## SECURITY SERVICE FIELD

4385 TUTT BLVD, COLORADO SPRINGS, CO 80922

**PRESIDENT:** TONY ENSOR

**FIELD MANAGER:** RICK SWEET

**2014 RECORD, FINISH:** 53-91, 4TH IN AMERICAN NORTHERN DIVISION

OPENED:	CAPACITY:	LEFT:	CENTER:	RIGHT:
1988	8,500	350	410	350

### TRIPLE-A AFFILIATE OF THE MILWAUKEE BREWERS (SINCE 2015)

#### Rainiers vs. Col. Springs

2014 vs. CSP .....	2-2
2014 at CSP .....	N/A
2014 at TAC .....	2-2
All-Time vs. CSP .....	165-167

#### Series Sweeps

by TAC .....	July 1-3, 2013 (3-Game Series at TAC)
by CSP .....	July 20-23, 2012 (5-Game Series at CSP)

#### 2015 Schedule

at Tacoma:
N/A
at Col. Springs:
Aug. 19-22

#### 2015 Field Staff

Manager .....	Rick Sweet
Pitching Coach .....	Fred Dabney
Hitting Coach .....	Bob Skube
Trainer .....	Aaron Hoback
Strength Coach ..	Andrew Emmick

#### Series Results, Last 10 Years

Year	Home	Road	Total
2014	2-2	---	2-2
2013	7-1	4-4	11-5
2012	4-4	0-8	4-12
2011	3-5	5-3	8-8
2010	4-4	3-5	7-9
2009	6-2	2-6	8-8
2008	3-5	3-5	6-10
2007	4-4	3-5	7-9
2006	7-1	4-4	11-5
2005	3-5	3-5	6-10



# EL PASO CHIHUAHUAS

**SOUTHWEST UNIVERSITY PARK**  
123 W. MILLS, SUITE 300, EL PASO, TX 79901

**PRESIDENT:** ALAN LEDFORD

**FIELD MANAGER:** PAT MURPHY

**2014 RECORD, FINISH:** 72-72, 2ND IN PACIFIC SOUTHERN DIVISION

<b>OPENED:</b>	<b>CAPACITY:</b>	<b>LEFT:</b>	<b>CENTER:</b>	<b>RIGHT:</b>
2014	9,000	324	403	322

## TRIPLE-A AFFILIATE OF THE SAN DIEGO PADRES (SINCE 2014)

### Rainiers vs. El Paso

2014 vs. ELP .....	4-11
2014 at ELP .....	2-5
2014 at TAC .....	2-6
All-Time vs. ELP .....	4-11

### Series Sweeps

by TAC..... NONE

by ELP..... NONE

### 2015 Schedule

at Tacoma:  
Apr. 17-20 & June 26-29

at El Paso:  
Apr. 9-12 & July 28-31

### 2015 Field Staff

Manager..... Pat Murphy  
Pitching Coach Bronswell Patrick  
Hitting Coach.....Jody Davis  
Trainer.....Nate Stewart  
Asst. Trainer..... Isak Yoon  
Strength Coach.....A.J. Russell

### Entire Series Results

Year	Home	Road	Total
2014	2-6	2-6	4-12



# FRESNO GRIZZLIES

**CHUKCHANSI PARK**  
1800 TULARE ST, FRESNO, CA 93721

**PRESIDENT:** CHRIS CUMMINGS

**FIELD MANAGER:** TONY DeFRANCESCO

**2014 RECORD, FINISH:** 68-76, 4TH IN PACIFIC NORTHERN DIVISION

<b>OPENED:</b>	<b>CAPACITY:</b>	<b>LEFT:</b>	<b>CENTER:</b>	<b>RIGHT:</b>
2002	12,500	324	400	335

## TRIPLE-A AFFILIATE OF THE HOUSTON ASTROS (SINCE 2015)

### Rainiers vs. Fresno

2014 vs. FRN.....	10-6
2014 at FRN.....	5-3
2014 at TAC.....	5-3
All-Time vs. FRN.....	133-106

### Series Sweeps

by TAC..... April 22-25, 2009  
(4-Game Series at FRN)

by FRN..... July 8-11, 2004  
(4-Game Series at TAC)

### 2015 Schedule

at Tacoma:  
Apr. 20-May 3 & July 24-27

at Fresno:  
May 8-11 & July 4-7

### 2015 Field Staff

Manager..... Tony DeFrancesco  
Pitching Coach..... Arthur Adams  
Hitting Coach.....Leon Roberts  
Trainer.....Bryan Baca  
Strength Coach.....Trey Wiedman

### Series Results, Last 10 Years

Year	Home	Road	Total
2014	5-3	4-4	9-7
2013	5-3	3-5	8-8
2012	4-4	3-5	7-9
2011	4-4	4-4	8-8
2010	4-4	3-5	7-9
2009	3-5	7-1	10-6
2008	6-2	4-4	10-6
2007	5-3	3-5	8-8
2006	6-2	3-5	9-7
2005	4-4	5-3	9-7



# IOWA CUBS

## PRINCIPAL PARK

ONE LINE DRIVE, DES MOINES, IA 50309

**PRESIDENT:** SAM BERNABE

**FIELD MANAGER:** MARTY PEVEY

**2014 RECORD, FINISH:** 74-70, 2ND IN AMERICAN NORTHERN DIVISION

OPENED:	CAPACITY:	LEFT:	CENTER:	RIGHT:
1992	11,500	335	400	335

### TRIPLE-A AFFILIATE OF THE CHICAGO CUBS (SINCE 1993)

#### Rainiers vs. Iowa

2014 vs. IWA.....	3-1
2014 at IWA.....	N/A
2014 at TAC.....	3-1
All-Time vs. IWA.....	41-42

#### Series Sweeps

by TAC.....	July 26-29, 2005 (4-Game Series at TAC)
by IWA.....	Aug. 4-7, 2010 (4-Game Series at IWA)

#### 2015 Schedule

at Tacoma:  
N/A

at Iowa:  
May 21-24

#### 2015 Field Staff

Manager.....	Marty Pevey
Pitching Coach.....	Mike Cather
Hitting Coach.....	Brian Harper
Asst. Hitting.....	Leonel Perez
Trainer.....	Scott Barringer
Strength Coach.....	Ryan Clausen

#### Series Results, Last 10 Years

Year	Home	Road	Total
2014	2-2	---	2-2
2013	2-2	---	2-2
2012	---	3-1	3-1
2011	3-1	---	3-1
2010	---	0-4	0-4
2009	1-3	---	1-3
2008	---	1-3	1-3
2007	1-3	---	1-3
2006	---	2-2	2-2
2005	4-0	---	4-0



# LAS VEGAS 51s

## CASHMAN FIELD

850 LAS VEGAS BLVD. N., LAS VEGAS, NV 89101

**PRESIDENT:** DON LOGAN

**FIELD MANAGER:** WALLY BACKMAN

**2014 RECORD, FINISH:** 81-63, 1ST IN PACIFIC SOUTHERN DIVISION

OPENED:	CAPACITY:	LEFT:	CENTER:	RIGHT:
1983	9,334	328	433	328

### TRIPLE-A AFFILIATE OF THE NEW YORK METS (SINCE 2013)

#### Rainiers vs. Las Vegas

2014 vs. LVG.....	8-8
2014 at LVG.....	2-6
2014 at TAC.....	6-2
All-Time vs. LVG.....	239-223

#### Series Sweeps

by TAC.....	April 25-28, 2013 (4-Game Series at LVG)
by LVG.....	April 20-23, 2002 (4-Game Series at LVG)

#### 2015 Schedule

at Tacoma:  
May 16-19 & June 30-July 3

at Las Vegas:  
Aug. 1-4 & Sep. 4-7

#### 2015 Field Staff

Manager.....	Wally Backman
Pitching Coach.....	Frank Viola
Hitting Coach.....	Jack Voigt
Trainer.....	Joe Golia
Strength Coach.....	Jon Cioffi

#### Series Results, Last 10 Years

Year	Home	Road	Total
2014	6-2	2-6	8-8
2013	3-5	7-1	10-6
2012	4-4	3-5	7-9
2011	4-4	5-3	9-7
2010	4-4	5-3	9-7
2009	5-3	3-5	8-8
2008	5-3	6-2	11-5
2007	5-3	5-3	10-6
2006	4-4	5-3	9-7
2005	8-0	4-4	12-4

FRONT OFFICE

CHENEY STADIUM

COACHES/STAFF

2015 RAINIERS

2014 SEASON REVIEW

OPPONENTS

HISTORY & RECORDS

MEDIA & MISC.



# MEMPHIS REDBIRDS

## AUTOZONE PARK

175 TOYOTA PLAZA, SUITE 300, MEMPHIS, TN 38103

**GENERAL MANAGER:** CRAIG UNGER

**FIELD MANAGER:** MIKE SHILDT

**2014 RECORD, FINISH:** 69-75, 2ND IN AMERICAN NORTHERN DIVISION

<b>OPENED:</b>	<b>CAPACITY:</b>	<b>LEFT:</b>	<b>CENTER:</b>	<b>RIGHT:</b>
2000	14,500	319	400	322

### TRIPLE-A AFFILIATE OF THE ST. LOUIS CARDINALS (SINCE 1998)

#### Rainiers vs. Memphis

2014 vs. MEM.....	2-2
2014 at MEM.....	2-2
2014 at TAC.....	N/A
All-Time vs. MEM.....	44-40

#### Series Sweeps

by TAC..... NONE

by MEM..... May 15-18, 2010  
(4-Game Series at MEM)

#### 2015 Schedule

at Tacoma:  
Aug. 23-26

at Memphis:  
N/A

#### 2015 Field Staff

Manager..... Mike Shildt  
Pitching Coach... Bryan Eversgerd  
Hitting Coach..... Mark Budaska  
Trainer..... Jeremy Clipperton

#### Series Results, Last 10 Years

Year	Home	Road	Total
2014	---	2-2	2-2
2013	2-2	---	2-2
2012	---	2-2	2-2
2011	2-2	---	2-2
2010	---	0-4	0-4
2009	3-1	---	3-1
2008	---	2-2	2-2
2007	3-1	---	3-1
2006	---	2-2	2-2
2005	3-1	---	3-1



# NASHVILLE SOUNDS

## FIRST TENNESSEE PARK

401 JACKSON ST., NASHVILLE, TN, 37203

**CHIEF OPERATING OFFICER:** GARRY ARTHUR

**FIELD MANAGER:** STEVE SCARSONE

**2014 RECORD, FINISH:** 77-67, 2ND IN AMERICAN SOUTHERN DIVISION

<b>OPENED:</b>	<b>CAPACITY:</b>	<b>LEFT:</b>	<b>CENTER:</b>	<b>RIGHT:</b>
2015	10,000	330	403	310

### TRIPLE-A AFFILIATE OF THE OAKLAND ATHLETICS (SINCE 2015)

#### Rainiers vs. Nashville

2014 vs. NVL.....	4-0
2014 at NVL.....	4-0
2014 at TAC.....	N/A
All-Time vs. NVL.....	47-35

#### Series Sweeps

by TAC..... June 13-16, 2014  
(4-Game Series at NVL)

by NVL..... NONE

#### 2015 Schedule

at Tacoma:  
Aug. 27-30

at Nashville:  
N/A

#### 2015 Field Staff

Manager..... Steve Scarsonne  
Pitching Coach..... Don Schulze  
Hitting Coach... Webster Garrison  
Trainer..... Brad LaRosa  
Strength Coach... Terence Brannic

#### Series Results, Last 10 Years

Year	Home	Road	Total
2014	---	4-0	4-0
2013	3-1	---	3-1
2012	---	1-3	1-3
2011	3-1	---	3-1
2010	---	2-2	2-2
2009	3-1	---	3-1
2008	---	3-1	3-1
2007	2-2	---	2-2
2006	---	1-3	1-3
2005	3-1	---	3-1



# NEW ORLEANS ZEPHYRS

**ZEPHYR FIELD**  
6000 AIRLINE DR., METAIRIE, LA 70003

**PRESIDENT:** DONALD BEAVER

**FIELD MANAGER:** ANDY HAINES

**2014 RECORD, FINISH:** 70-74, 3RD IN AMERICAN SOUTHERN DIVISION

OPENED:	CAPACITY:	LEFT:	CENTER:	RIGHT:
1997	10,000	333	400	332

## TRIPLE-A AFFILIATE OF THE MIAMI MARLINS (SINCE 2009)

### Rainiers vs. New Orleans

2014 vs. NO .....	3-1
2014 at NO .....	3-1
2014 at TAC.....	N/A
All-Time vs. NO .....	36-48

### Series Sweeps

by TAC.....May 20-23, 2010  
(4-Game Series at TAC)

by NO.....July 24-27, 2007  
(4-Game Series at NO)

### 2015 Schedule

at Tacoma:  
June 2-5

at New Orleans:  
N/A

### 2015 Field Staff

Manager.....	Andy Haines
Pitching Coach .....	Charlie Corbell
Hitting Coach.....	Damon Minor
Trainer .....	Chris Olson

### Series Results, Last 10 Years

Year	Home	Road	Total
2014	---	3-1	3-1
2013	---	3-1	3-1
2012	1-3	---	1-3
2011	---	2-2	2-2
2010	4-0	---	4-0
2009	---	2-2	2-2
2008	2-2	---	2-2
2007	---	0-4	0-4
2006	1-3	---	1-3
2005	---	2-2	2-2



# OKLAHOMA CITY DODGERS

**CHICKASAW BRICKTOWN BALLPARK**  
2 S. MICKEY MANTLE DR. OKLAHOMA CITY, OK 73104

**PRESIDENT:** MICHAEL BYRNES

**FIELD MANAGER:** DAMON BERRYHILL

**2014 RECORD, FINISH:** 74-70, 3RD IN AMERICAN NORTHERN DIVISION

OPENED:	CAPACITY:	LEFT:	CENTER:	RIGHT:
1998	13,066	325	400	325

## TRIPLE-A AFFILIATE OF THE LOS ANGELES DODGERS (SINCE 2015)

### Rainiers vs. Oklahoma City

2014 vs. OKC .....	4-0
2014 at OKC.....	N/A
2014 at TAC.....	4-0
All-Time vs. OKC .....	70-67

### Series Sweeps

by TAC.....June 21-24, 2014  
(4-Game Series at TAC)

by OKC.....May 7-10, 2013  
(4-Game Series at OKC)

### 2015 Schedule

at Tacoma:  
N/A

at Oklahoma City:  
Aug. 15-18

### 2015 Field Staff

Manager.....	Damon Berryhill
Pitching Coach .....	Scott Radinsky
Hitting Coach.....	Franklin Stubbs
Coach.....	Johnny Washington
Trainer .....	Greg Harrel
Strength Coach.....	Travis Smith

### Series Results, Last 10 Years

Year	Home	Road	Total
2014	4-0	---	4-0
2013	---	0-4	0-4
2012	3-1	---	3-1
2011	---	2-2	2-2
2010	1-2	---	1-2
2009	---	2-2	2-2
2008	2-2	---	2-2
2007	---	3-1	3-1
2006	3-1	---	3-1
2005	---	0-4	0-4





# OMAHA STORM CHASERS

**WERNER PARK**  
12356 BALLPARK WAY, PAPIILLION, NE 68046

**PRESIDENT:** MARTIE J. CORDARO

**FIELD MANAGER:** BRIAN POLDBERG

**2014 RECORD, FINISH:** 76-67, 1ST IN AMERICAN NORTHERN DIVISION

<b>OPENED:</b>	<b>CAPACITY:</b>	<b>LEFT:</b>	<b>CENTER:</b>	<b>RIGHT:</b>
2011	9,023	310	402	315

## TRIPLE-A AFFILIATE OF THE KANSAS CITY ROYALS (SINCE 1969)

### Rainiers vs. Omaha

2014 vs. OMA .....	2-2
2014 at OMA .....	N/A
2014 at TAC .....	2-2
All-Time vs. OMA .....	40-43

### Series Sweeps

by TAC.....May 11-13, 2008  
(4-Game Series at OMA)

by OMA.....July 30-Aug. 2, 2013  
(4-Game Series at TAC)

### 2014 Schedule

at Tacoma:  
N/A

at Omaha:  
May 25-28

### 2015 Field Staff

Manager..... Brian Poldberg  
Pitching Coach.....Al Nipper  
Hitting Coach..... Tommy Gregg  
Trainer.....Dave Iannicca  
Strength Coach.....Joe Greany

### Series Results, Last 10 Years

Year	Home	Road	Total
2014	2-2	---	2-2
2013	0-4	---	0-4
2012	---	2-2	2-2
2011	0-4	---	0-4
2010	---	0-4	0-4
2009	2-2	---	2-2
2008	---	4-0	4-0
2007	2-2	---	2-2
2006	---	4-0	4-0
2005	1-3	---	1-3



# RENO ACES

**ACES BALLPARK**  
250 EVANS AVE., RENO, NV 89501

**PRESIDENT:** ERIC EDELSTEIN

**FIELD MANAGER:** PHIL NEVIN

**2014 RECORD, FINISH:** 81-63, 1ST IN PACIFIC NORTHERN DIVISION

<b>OPENED:</b>	<b>CAPACITY:</b>	<b>LEFT:</b>	<b>CENTER:</b>	<b>RIGHT:</b>
2009	9,100	339	410	340

## TRIPLE-A AFFILIATE OF THE ARIZONA DIAMONDBACKS (SINCE 2009)

### Rainiers vs. Reno

2014 vs. REN .....	7-9
2014 at REN .....	4-4
2014 at TAC .....	3-5
All-Time vs. REN .....	32-64

### Series Sweeps

by TAC.....NONE

by REN.....May 29-June 1, 2012  
(4-Game Series at REN)

### 2015 Schedule

at Tacoma:  
June 23-25 & Aug. 5-9

at Reno:  
June 15-17 & July 8-12

### 2015 Field Staff

Manager.....Phil Nevin  
Pitching Coach.....Mike Parrott  
Hitting Coach..... Greg Gross  
Coach..... Luis Urueta  
Trainer..... Joe Metz  
Strength Coach.....Mike Schofield

### Entire Series Results

Year	Home	Road	Total
2014	3-5	4-4	7-9
2013	3-5	3-5	6-10
2012	5-3	0-8	5-11
2011	2-6	2-6	4-12
2010	4-4	3-5	7-9
2009	2-6	1-7	3-13

FRONT OFFICE

CHENEY STADIUM

COACHES/STAFF

2015 RAINIERS

2014 SEASON REVIEW

OPPONENTS

HISTORY & RECORDS

MEDIA & MISC.



# ROUND ROCK EXPRESS

## DELL DIAMOND

3400 E. PALM VALLEY BLVD., ROUND ROCK, TX 78665

**PRESIDENT:** JAY MILLER

**FIELD MANAGER:** JASON WOOD

**2014 RECORD, FINISH:** 70-74, 4TH IN AMERICAN SOUTHERN DIVISION

OPENED:	CAPACITY:	LEFT:	CENTER:	RIGHT:
2000	8,722	330	405	325

### TRIPLE-A AFFILIATE OF THE TEXAS RANGERS (SINCE 2011)

#### Rainiers vs. Round Rock

2014 vs. RR.....	2-2
2014 at RR.....	2-2
2014 at TAC.....	N/A
All-Time vs. RR.....	27-13

#### Series Sweeps

by TAC..... Aug. 5-8, 2009  
(4-Game Series at TAC)

by RR..... NONE

#### 2015 Schedule

at Tacoma:  
May 29-June 1

at Round Rock:  
N/A

#### 2015 Field Staff

Manager.....	Jason Wood
Pitching Coach.....	Brad Holman
Hitting Coach.....	Justin Mashore
Trainer.....	Jason Roberts
Strength Coach.....	Ric Mabie

#### Entire Series Results

Year	Home	Road	Total
2014	---	2-2	2-2
2013	---	2-2	2-2
2012	3-1	---	3-1
2011	---	3-1	3-1
2010	3-1	---	3-1
2009	---	4-0	4-0
2008	4-0	---	4-0
2007	---	1-3	1-3
2006	3-1	---	3-1
2005	---	2-2	2-2



# SACRAMENTO RIVER CATS

## RALEY FIELD

400 BALLPARK DR., WEST SACRAMENTO, CA 95691

**GENERAL MANAGER:** JEFF SAVAGE

**FIELD MANAGER:** BOB MARIANO

**2014 RECORD, FINISH:** 79-65, 2ND PACIFIC NORTHERN DIVISION

OPENED:	CAPACITY:	LEFT:	CENTER:	RIGHT:
2000	14,014	330	403	325

### TRIPLE-A AFFILIATE OF THE SAN FRANCISCO GIANTS (SINCE 2015)

#### Rainiers vs. Sacramento

2014 vs. SAC.....	8-8
2014 at SAC.....	3-5
2014 at TAC.....	5-3
All-Time vs. SAC.....	165-177

#### Series Sweeps

by TAC..... April 21-24, 2001  
(4-Game Series at SAC)

by SAC..... April 15-18, 2011  
(4-Game Series at TAC)

#### 2015 Schedule

at Tacoma:  
July 16-19 & Aug. 11-14

at Sacramento:  
Apr. 25-28 & June 6-9

#### 2015 Field Staff

Manager.....	Bob Mariano
Pitching Coach ...	Dwight Bernard
Hitting Coach.....	Andy Skeels
Trainer.....	James Petra
Strength Coach.....	Brad Lawson

#### Series Results, Last 10 Years

Year	Home	Road	Total
2014	5-3	3-5	8-8
2013	5-3	5-3	10-6
2012	2-6	5-3	7-9
2011	1-7	5-3	6-10
2010	4-4	4-4	8-8
2009	3-5	4-4	7-9
2008	5-3	4-4	9-7
2007	4-4	3-5	7-9
2006	3-5	5-3	8-8
2005	4-4	4-4	8-8



# SALT LAKE BEES

**SMITH'S BALLPARK**  
77 WEST 1300 SOUTH, SALT LAKE CITY, UT 84115

**GENERAL MANAGER:** MARC AMICONE

**FIELD MANAGER:** DAVE ANDERSON

**2014 RECORD, FINISH:** 60-84, 4TH IN PACIFIC SOUTHERN DIVISION

<b>OPENED:</b>	<b>CAPACITY:</b>	<b>LEFT:</b>	<b>CENTER:</b>	<b>RIGHT:</b>
1994	15,411	345	420	315

## TRIPLE-A AFFILIATE OF THE LOS ANGELES ANGELS (SINCE 2001)

### Rainiers vs. Salt Lake

2013 vs. SLK.....8-8  
2013 at SLK.....4-4  
2013 at TAC.....4-4  
All-Time vs. SLK.....306-290-1

### Series Sweeps

by TAC.....July 4-7, 2010  
(4-Game Series at SLK)

by SLK.....June 7-10, 2012  
(4-Game Series at TAC)

### 2015 Schedule

at Tacoma:  
May 12-15 & July 20-23

at Salt Lake:  
May 4-7 & Aug. 31-Sep.3

### 2015 Field Staff

Manager.....Dave Anderson  
Pitching Coach.....Erik Bennett  
Hitting Coach.....Johnny Naron  
Trainer.....Brian Reinker  
Strength Coach.....Josh Fields

### Series Results, Last 10 Years

Year	Home	Road	Total
2014	4-4	4-4	8-8
2013	3-5	4-4	7-9
2012	2-6	5-3	7-9
2011	4-4	3-5	7-9
2010	5-3	7-1	12-4
2009	2-6	4-4	6-10
2008	4-4	1-7	5-11
2007	3-5	2-6	5-11
2006	5-3	3-5	8-8
2005	6-2	5-3	11-5



# PACIFIC COAST LEAGUE

ONE CHISHOLM TRAIL, SUITE 4200  
ROUND ROCK, TX 78681

**PRESIDENT:** BRANCH B. RICKEY

**DIRECTOR OF BUSINESS:** MELANIE FIORE

**DIRECTOR OF BASEBALL OPERATIONS:** DWIGHT HALL

**OPERATIONS ASSISTANT:** ANDREW COCKRUM

<b>ESTABLISHED:</b>	<b>TEAMS:</b>
1879	16

## 2015 PACIFIC COAST LEAGUE PLAYOFF PROCEDURES

### RD 1 - CONF CHAMP SERIES

Sept. 9: Am North at Am South  
Pac South at Pac North  
Sept. 10: Am North at Am South  
Pac South at Pac North  
Sept. 11: Am South at Am North  
Pac North at Pac South  
\*Sept. 12: Am South at Am North  
Pac North at Pac South  
\*Sept. 13: Am South at Am North  
Pac North at Pac South  
*\*if necessary*

### RD 2 - LEAGUE CHAMP SERIES

Sept. 15: Pac Conf at Amer Conf  
Sept. 16: Pac Conf at Amer Conf  
Sept. 18: Amer Conf at Pac Conf  
\*Sept. 19: Amer Conf at Pac Conf  
\*Sept. 20: Amer Conf at Pac Conf  
*\*if necessary*

### GILDAN TRIPLE-A NATL CHAMP

Tuesday, September 22  
Southwest University Park  
El Paso, TX

PCL Champion  
vs.  
International League Champion

**TV Info:** NBC Sports Network,  
7 p.m. Eastern Time

FRONT  
OFFICE

CHENEY  
STADIUM

COACHES/STAFF

2015 RAINIERS

2014 SEASON  
REVIEW

OPPONENTS

HISTORY &  
RECORDS

MEDIA &  
MISC.

**BEFORE THEY WERE MAJOR LEAGUE STARS,  
THEY WERE ON** 



**ANDREW McCUTCHEN**  
2007 ALTOONA CURVE  
2013 NL MOST VALUABLE PLAYER

**CLAYTON KERSHAW**  
2008 JACKSONVILLE SUNS  
2013 NL CY YOUNG AWARD

**WIL MYERS**  
2013 DURHAM BULLS  
2013 AL ROOKIE OF THE YEAR

**MIGUEL CABRERA**  
2002 CAROLINA MUDCATS  
2013 AL MOST VALUABLE PLAYER

**MAX SCHERZER**  
2007 VISALIA OAKS  
2013 AL CY YOUNG AWARD

**JOSE FERNANDEZ**  
2007 GREENSBORO GRASSHOPPERS  
2013 NL ROOKIE OF THE YEAR

**FOLLOW THE STARS OF TOMORROW TODAY**

**VISIT:** 

**FOLLOW:**  @MiLB

**WATCH:** 

**LISTEN:** 





## **HISTORY & RECORDS**

# CAREER BATTING LEADERS

## BATTING AVERAGE\*

1. Brian Raabe.....	352
2. Lyman Bostock.....	342
3. Troy Neel.....	339
4. Willie Norwood.....	337
5. Brock Davis.....	334
6. Jim Holt.....	333
7. Carmen Fanzzone.....	327
8. Hosken Powell.....	326
9. Jesus Alou.....	324
10. Matt Mangini.....	321
11. Jimmy Sexton.....	318
12. Mitchell Page.....	316
13. Danny O'Connell.....	312
Luis Polonia.....	312
Aaron Holbert.....	312
16. Mike Adams.....	310
17. Francisco Matos.....	309
Jeremy Reed.....	309
Johan Limonta.....	309
20. Todd Betts.....	308

\* minimum 500 plate appearances

## GAMES

1. Gil Garrido.....	691
2. Tom Kelly.....	536
3. Danny Goodwin.....	435
Bob Perry.....	435
5. Bill Hain.....	400
6. Bryan LaHair.....	399
7. Ron Witmeyer.....	398
8. Randy Bass.....	395
9. Rick Renick.....	386
10. Dick Phillips.....	375
11. Eric Fox.....	370
12. Jim Van Wyck.....	368
13. Dusty Rhodes.....	358
14. Larry Arndt.....	353
15. Bill Bathe.....	348
16. Thad Reece.....	343
17. Rob Johnson.....	340
18. Oswaldo Navarro.....	335
19. Jeff Clement.....	332
20. Ron Campbell.....	329

## AT-BATS

1. Gil Garrido.....	2651
2. Tom Kelly.....	1666
3. Bryan LaHair.....	1527
4. Danny Goodwin.....	1520
5. Bob Perry.....	1414
6. Ron Witmeyer.....	1413
7. Bill Hain.....	1388
8. Eric Fox.....	1372
9. Rick Renick.....	1345
10. Randy Bass.....	1303
11. Larry Arndt.....	1253
12. Jeff Clement.....	1245
Matt Tuiasosopo.....	1245
14. Rob Johnson.....	1240
15. Dick Phillips.....	1237
16. Mike Carp.....	1212
17. Ron Campbell.....	1195
18. Oswaldo Navarro.....	1145
19. Bill Bathe.....	1138
20. Raul Ibanez.....	1121

## RUNS

1. Gil Garrido.....	338
2. Tom Kelly.....	329
3. Rick Renick.....	233
4. Matt Tuiasosopo.....	229
5. Bryan LaHair.....	226
6. Eric Fox.....	217
7. Randy Bass.....	216
8. Danny Goodwin.....	215
9. Bob Perry.....	210
10. Alex Liddi.....	206
11. Jeff Clement.....	204
12. Mike Carp.....	201
13. Kelvin Moore.....	187
Dick Phillips.....	187
Mike Wilson.....	187
16. Doug Jennings.....	186
17. Dan Rohrmeier.....	179
18. Raul Ibanez.....	178
19. Ron Witmeyer.....	176
20. Dusty Rhodes.....	175

## HITS

1. Gil Garrido.....	663
2. Tom Kelly.....	461
3. Danny Goodwin.....	454
4. Bryan LaHair.....	433
5. Bob Perry.....	395
6. Eric Fox.....	385
7. Randy Bass.....	374
8. Rick Renick.....	358
9. Ron Witmeyer.....	355
10. Jeff Clement.....	353
11. Dick Phillips.....	338
12. Bill Hain.....	337
Rob Johnson.....	337
14. Larry Arndt.....	336
15. Mike Carp.....	334
16. Matt Tuiasosopo.....	317
17. Andy Sheets.....	315
18. Raul Ibanez.....	314
19. Doug Jennings.....	313
20. Kelvin Moore.....	311

## TOTAL BASES

1. Gil Garrido.....	782
2. Danny Goodwin.....	754
3. Bryan LaHair.....	738
4. Tom Kelly.....	731
5. Bob Perry.....	647
6. Randy Bass.....	645
7. Rick Renick.....	641
8. Jeff Clement.....	616
9. Mike Carp.....	603
10. Dan Rohrmeier.....	565
11. Eric Fox.....	555
12. Kelvin Moore.....	550
13. Bill Hain.....	545
14. Matt Tuiasosopo.....	535
15. Alex Liddi.....	517
16. Ron Witmeyer.....	514
17. Raul Ibanez.....	501
Carlos Peguero.....	501
19. Dick Phillips.....	495
20. Rob Johnson.....	477

## DOUBLES

1. Bryan LaHair.....	110
2. Jeff Clement.....	95
3. Dan Rohrmeier.....	94
4. Brad Seitzer.....	79
5. Danny Goodwin.....	78
6. Matt Tuiasosopo.....	73
7. Dann Howitt.....	72
Doug Jennings.....	72
Chad Alexander.....	72
Juan Thomas.....	72
Rob Johnson.....	72
12. Andy Sheets.....	68
Mike Morse.....	68
14. Ron Witmeyer.....	67
15. Eric Fox.....	65
16. Raul Ibanez.....	64
Mike Carp.....	64
18. Billy Bathe.....	63
19. Tom Kelly.....	62
Prentice Redman.....	62

## TRIPLES

1. Gil Garrido.....	24
2. Bob Perry.....	21
3. Eric Fox.....	18
4. Del Alston.....	15
Danny Goodwin.....	15
Ricky Peters.....	15
Kenny Kelly.....	15
8. Kevin Rhomberg.....	14
Andy Sheets.....	14
Kevin Ward.....	14
Rick Renick.....	14
11. Mike Adams.....	13
Marcos Armas.....	13
Jim Nettles.....	13
Tom Sain.....	13
15. Tom Romano.....	12
Gary Thurman.....	12
Randy Bass.....	12
19. Twelve with.....	11

## HOME RUNS

1. Rick Renick.....	72
2. Mike Carp.....	67
3. Tom Kelly.....	66
4. Randy Bass.....	64
Danny Goodwin.....	64
6. Bryan LaHair.....	60
7. Dan Rohrmeier.....	58
8. Kelvin Moore.....	57
9. Carlos Peguero.....	53
10. Jeff Clement.....	52
Alex Liddi.....	52
12. Bob Perry.....	50
Mike Wilson.....	50
14. Dusty Rhodes.....	48
Danny Walton.....	48
16. Bill Hain.....	46
17. Adrian Garrett.....	43
Matt Tuiasosopo.....	43
19. Craig Kusick.....	42
Wladimir Balentien.....	42
Prentice Redman.....	42



## CAREER BATTING LEADERS

### RUNS BATTED IN

1. Danny Goodwin .....	301
2. Randy Bass .....	273
3. Tom Kelly .....	263
Bryan LaHair .....	263
5. Rick Renick .....	227
6. Bob Perry .....	225
7. Dan Rohrmeier .....	224
8. Jeff Clement .....	223
9. Mike Carp .....	221
10. Kelvin Moore .....	213
11. Matt Tuiasosopo .....	206
12. Dick Phillips .....	198
13. Bill Hain .....	196
14. Ron Witmeyer .....	193
15. Carlos Peguero .....	184
16. Rob Nelson .....	182
17. Alex Liddi .....	177
18. Dusty Rhodes .....	175
19. Dann Howitt .....	169
20. Raul Ibanez .....	168

### WALKS

1. Tom Kelly .....	362
2. Randy Bass .....	294
3. Danny Goodwin .....	237
4. Gil Garrido .....	226
5. Dusty Rhodes .....	212
6. Rick Renick .....	197
7. Gary Jones .....	194
8. Matt Tuiasosopo .....	190
9. Doug Jennings .....	189
10. Dick Phillips .....	184
11. Ricky Peters .....	183
12. Craig Kusick .....	173
13. Ron Witmeyer .....	170
14. Mike Adams .....	164
15. Bryan LaHair .....	162
16. Rob Nelson .....	159
17. Brad Seitzer .....	157
18. Jeff Clement .....	155
19. Bob Farley .....	154
Eric Fox .....	154

### STRIKEOUTS

1. Bryan LaHair .....	378
2. Matt Tuiasosopo .....	354
3. Carlos Peguero .....	341
4. Alex Liddi .....	331
5. Kelvin Moore .....	316
6. Rick Renick .....	308
7. Danny Goodwin .....	307
8. Bob Perry .....	306
9. Tom Kelly .....	297
10. Larry Arndt .....	277
11. Mike Carp .....	273
12. Bill Hain .....	269
13. Mike Wilson .....	265
14. Gil Garrido .....	255
15. Randy Bass .....	253
16. Jeff Clement .....	252
17. Rob Nelson .....	248
18. Juan Thomas .....	243
19. Andy Sheets .....	236
20. Steve Howard .....	235

### STOLEN BASES

1. Del Alston .....	92
2. Mike Davis .....	76
3. Ricky Peters .....	72
4. Luis Polonia .....	71
5. Jamal Strong .....	70
6. Jimmy Sexton .....	65
7. Lance Blankenship .....	61
8. Keith Thrower .....	57
9. Jose Cardenal .....	56
10. Eric Fox .....	55
11. James Buccheri .....	54
12. Mike Woodard .....	49
13. Tom Romano .....	48
Charles Gipson .....	48
15. Gil Garrido .....	47
Scott Podsednik .....	47
17. Shin Soo Choo .....	46
18. Larry Arndt .....	45
19. Gary Jones .....	44
20. Rusty McNealy .....	43



Raul Ibanez (1996-2000, 2004) ranks among the top 20 Tacoma franchise batting leaders in at-bats (1,121), runs scored (178), hits (314), total bases (501), doubles (64) and RBI (168).

# CAREER PITCHING LEADERS

## WINS

1. Ron Herbel .....	43
2. Mark Wiley .....	40
3. Steve Luebber .....	39
4. Eddie Bane .....	38
5. Gerry Thomas .....	36
Brian Sweeney .....	36
7. Mike Pazik .....	34
8. Juan Veintidos .....	30
Curt Young .....	30
10. Jim Hughes .....	28
Danny Rivas .....	28
Chris Seddon .....	28
13. Gaylord Perry .....	27
Ryan Franklin .....	27
15. Bill Hands .....	26
Eddie Fisher .....	26
Dick LeMay .....	26
Cha Seung Baek .....	26
19. Andy Baldwin .....	25
20. Bob Garibaldi .....	24
George Sherrod .....	24

## LOSSES

1. Ron Herbel .....	46
2. Tim Harikkala .....	35
3. Steve Luebber .....	34
4. Jim Hughes .....	33
5. Eddie Bane .....	32
Mark Wiley .....	32
7. Gerry Thomas .....	31
8. George Sherrod .....	30
9. Juan Veintidos .....	26
Brian Sweeney .....	26
11. Bob Garibaldi .....	25
Ryan Franklin .....	25
13. Rich Bordi .....	24
Danny Rivas .....	24
15. Scott Atchison .....	23
Andy Baldwin .....	23
17. Jim Constable .....	22
Dick LeMay .....	22
Dave Otto .....	22
Al Stanek .....	22
Mac Suzuki .....	22

## EARNED RUN AVERAGE\*

1. Tom Johnson .....	2.29
2. Brian Snyder .....	2.43
3. Dom Zanni .....	2.49
4. Gaylord Perry .....	2.50
5. Archie Reynolds .....	2.58
6. Kevin Campbell .....	2.70
7. Joe Decker .....	2.71
8. Carl Shelen .....	2.75
9. Chuck Hartenstein .....	2.82
10. Billy Connors .....	2.84
11. Tom Brennan .....	2.85
12. John Pregenzer .....	2.86
Dave Von Ohlen .....	2.86
14. Frank Linzy .....	2.91
15. Bob Tiefenauer .....	2.96
16. Jorge Campillo .....	2.97
17. Bruce Walton .....	2.99
18. Jim Colborn .....	3.03
19. Roy Thomas .....	3.05
20. Roger Slagle .....	3.07

\* minimum 150.0 innings pitched

## GAMES

1. Bruce Walton .....	151
Scott Atchison .....	151
3. John Pregenzer .....	149
4. Cesar Jimenez .....	147
5. Len Church .....	146
6. Brian Sweeney .....	144
7. Ron Herbel .....	136
8. Bert Bradley .....	131
9. Mark Wiley .....	128
Mike Raczka .....	128
Weston Weber .....	128
12. Dick LeMay .....	126
13. Ken Gill .....	122
14. George Sherrod .....	118
15. Tim Peek .....	117
16. Kevin Campbell .....	116
17. Ryan Franklin .....	109
18. Bill Hands .....	108
Rich Bordi .....	108
20. Eddie Bane .....	107

## GAMES STARTED

1. Ron Herbel .....	110
2. Eddie Bane .....	88
3. John Thomas .....	88
4. Steve Luebber .....	86
5. Tim Harikkala .....	76
6. Jim Hughes .....	75
7. Juan Veintidos .....	71
Ryan Franklin .....	71
9. Brian Sweeney .....	66
10. Danny Rivas .....	65
Cha Seung Baek .....	65
12. Chris Seddon .....	64
Andrew Carraway .....	64
14. Bob Garibaldi .....	62
Mike Pazik .....	62
16. Mark Wiley .....	60
17. Andy Baldwin .....	58
18. Curt Young .....	56
19. Al Stanek .....	54
Joe Slusarski .....	54

## COMPLETE GAMES

1. Steve Luebber .....	37
2. Ron Herbel .....	36
3. Mike Pazik .....	33
4. Eddie Bane .....	31
5. Gerry Thomas .....	30
Mark Wiley .....	30
7. Eddie Fisher .....	25
Jim Hughes .....	25
9. Bob Garibaldi .....	23
Gaylord Perry .....	23
11. Juan Veintidos .....	20
12. Rich Bordi .....	18
Larry McCall .....	18
14. Jim Colborn .....	16
Danny Rivas .....	16
Al Stanek .....	16
17. Steve Baker .....	15
Billy Connors .....	15
19. Dick LeMay .....	14
20. Joe Decker .....	13

## SHUTOUTS

1. Steve Luebber .....	8
2. Mike Pazik .....	6
Gaylord Perry .....	6
Bill Hands .....	6
5. Eddie Fisher .....	5
Ron Herbel .....	5
Larry McCall .....	5
Gerry Thomas .....	5
Juan Veintidos .....	5
10. Steve Baker .....	4
Eddie Bane .....	4
Joe Decker .....	4
Dick Estelle .....	4
Dave Goltz .....	4
Mark Wiley .....	4
Bill Butler .....	4
Frank Linzy .....	4
Georges Maranda .....	4
19. Several with .....	3

## SAVES

1. Jim Corsi .....	36
2. Bruce Walton .....	35
3. Todd Williams .....	33
4. Joe Bitker .....	27
Dick LeMay .....	27
Sandy Wihtol .....	27
Logan Bawcom .....	27
8. Steve Gajkowski .....	26
Tom Johnson .....	26
Randy Messenger .....	26
11. Kevin Gryboski .....	24
12. Ken Gill .....	23
Jon Huber .....	23
14. Bert Bradley .....	22
Dave Leiper .....	22
Masao Kida .....	22
17. George Sherrill .....	20
18. Bobby Cuellar .....	19
Scott Patterson .....	19
20. David Holdridge .....	18
Julio Mateo .....	18

## INNINGS PITCHED

1. Ron Herbel .....	749.0
2. Steve Luebber .....	607.0
3. Gerry Thomas .....	591.0
4. Eddie Bane .....	582.0
5. Brian Sweeney .....	528.2
6. Ryan Franklin .....	521.1
7. Jim Hughes .....	510.0
8. Mark Wiley .....	504.0
9. Juan Veintidos .....	482.0
10. Tim Harikkala .....	475.0
11. George Sherrod .....	464.0
12. Mike Pazik .....	444.0
13. Bob Garibaldi .....	437.0
14. Danny Rivas .....	434.0
15. Andy Baldwin .....	417.0
16. Dick LeMay .....	411.0
17. Rich Bordi .....	407.1
18. Scott Atchison .....	391.1
19. Gaylord Perry .....	385.0
20. Chris Seddon .....	382.0

FRONT OFFICE

CHENEY STADIUM

COACHES/STAFF

2015 RAINIERS

2014 SEASON REVIEW

OPPONENTS

HISTORY & RECORDS

MEDIA & MISC.

## CAREER PITCHING LEADERS

### HITS

1. Ron Herbel .....	742
2. Eddie Bane .....	614
3. Steve Luebber .....	592
4. Tim Harikkala .....	589
5. Brian Sweeney .....	572
6. Mark Wiley .....	560
7. Jim Hughes .....	553
8. Gerry Thomas .....	546
9. Ryan Franklin .....	536
10. George Sherrod .....	482
11. Andy Baldwin .....	474
12. Juan Veintidos .....	471
13. Bob Garibaldi .....	440
14. Chris Seddon .....	415
15. Danny Rivas .....	405
16. Andrew Carraway .....	404
17. Rich Bordi .....	401
18. Mike Pazik .....	398
Cha Seung Baek .....	398
20. Scott Atchison .....	392

### HOME RUNS

1. Ryan Franklin .....	74
2. Brian Sweeney .....	64
3. Jim Hughes .....	63
4. Eddie Bane .....	58
5. Gerry Thomas .....	54
6. Ron Herbel .....	53
7. Andy Baldwin .....	47
8. Juan Veintidos .....	46
Bob Garibaldi .....	46
Andrew Carraway .....	46
11. Craig Anderson .....	45
12. Steve Luebber .....	44
Cha Seung Baek .....	44
Chris Seddon .....	44
15. Mike Pazik .....	43
16. Tim Harikkala .....	42
17. Al Stanek .....	41
Blake Beavan .....	41
19. Keith Atherton .....	40
20. Ken Cloude .....	38

### WILD PITCHES

1. Steve Luebber .....	34
2. Dave Otto .....	26
3. Reggie Harris .....	25
Jim Hughes .....	25
Andrew Carraway .....	25
6. Mark Wiley .....	24
Jim Gideon .....	24
8. Danny Fife .....	23
Stan Kyles .....	23
Danny Rivas .....	23
Chris Seddon .....	23
Brian Sweeney .....	23
13. Ron Herbel .....	22
Juan Veintidos .....	22
15. Tom Dozier .....	21
16. Bob Garibaldi .....	20
Bill Hands .....	20
Cesar Jimenez .....	20
19. seven tied with .....	19

### RUNS

1. Ron Herbel .....	368
2. Eddie Bane .....	345
3. Jim Hughes .....	316
4. Tim Harikkala .....	301
5. Steve Luebber .....	295
6. Ryan Franklin .....	289
7. Juan Veintidos .....	287
8. Brian Sweeney .....	278
9. Gerry Thomas .....	271
10. Mark Wiley .....	269
11. Andy Baldwin .....	260
12. Chris Seddon .....	227
13. Andrew Carraway .....	225
14. Bob Garibaldi .....	219
15. George Sherrod .....	218
16. Mike Pazik .....	217
17. Danny Rivas .....	208
18. Rich Bordi .....	205
19. Johnny Guzman .....	204
20. Cha Seung Baek .....	198

### WALKS


1. Juan Veintidos .....	337
2. Steve Luebber .....	259
3. Eddie Bane .....	253
4. Jim Hughes .....	243
5. Ron Herbel .....	232
6. Gerry Thomas .....	225
7. Danny Rivas .....	203
8. Mike Pazik .....	193
9. Al Stanek .....	179
10. Reggie Harris .....	175
11. Tim Harikkala .....	166
12. Mark Wiley .....	154
13. Chris Seddon .....	152
14. Weston Weber .....	151
15. Joe Law .....	149
16. Danny Fife .....	146
Mac Suzuki .....	146
18. Reese Lambert .....	145
19. Tom Dozier .....	142
20. Tim Birtsas .....	139

### EARNED RUNS

1. Ron Herbel .....	299
2. Tim Harikkala .....	266
3. Jim Hughes .....	263
4. Eddie Bane .....	262
5. Juan Veintidos .....	251
6. Steve Luebber .....	250
7. Ryan Franklin .....	248
8. Brian Sweeney .....	243
9. Gerry Thomas .....	241
10. Andy Baldwin .....	219
11. Chris Seddon .....	208
12. Mark Wiley .....	206
13. Andrew Carraway .....	203
14. Bob Garibaldi .....	194
15. Mike Pazik .....	189
16. Danny Rivas .....	185
17. George Sherrod .....	181
18. Scott Atchison .....	178
19. Cha Seung Baek .....	175
20. Johnny Guzman .....	170

### STRIKEOUTS

1. Ron Herbel .....	443
2. Steve Luebber .....	431
3. Brian Sweeney .....	403
4. Ryan Franklin .....	388
5. Gerry Thomas .....	354
6. Scott Atchison .....	345
7. Eddie Bane .....	333
8. Tim Harikkala .....	318
9. Bob Garibaldi .....	315
10. Juan Veintidos .....	310
11. Bill Hands .....	308
12. Al Stanek .....	303
13. Dick Estelle .....	284
Mark Wiley .....	284
15. Jim Hughes .....	279
16. Andy Baldwin .....	277
17. Mike Pazik .....	275
18. Danny Rivas .....	273
19. Chris Seddon .....	264
20. Rich Bordi .....	257



Major League Baseball Hall-of-Famer Gaylord Perry (1960-63) ranks among Tacoma's top 20 franchise pitching leaders in wins (27), ERA (2.50), complete games (23), shutouts (6) and innings pitched (385.0).

# SINGLE-SEASON BATTING LEADERS

## AVERAGE

Raabe, Brian.....	1997	.....352
Neel, Troy.....	1992	.....351
Gray, Gary.....	1980	.....335
Bostock, Lyman.....	1974	.....333
Holt, Jim.....	1972	.....333
Davis, Brock.....	1970	.....332
Moore, Kelvin.....	1981	.....327
Fanzone, Carmen.....	1971	.....327
Powell, Hosken.....	1977	.....326
Smith, Gary.....	1978	.....325

## GAMES

Alou, Jesus.....	1963	.....158
Garrido, Gil.....	1963	.....154
Garrido, Gil.....	1962	.....153
Alou, Matty.....	1960	.....150
Garrido, Gil.....	1961	.....148
Littleton, Larry.....	1980	.....148
Jones, Clarence.....	1968	.....146
Kusick, Craig.....	1973	.....144
Phillips, Dick.....	1961	.....144
O'Connell, Danny.....	1960	.....143
Dietz, Dick.....	1964	.....143

## AT-BATS

Alou, Jesus.....	1963	.....648
Garrido, Gil.....	1963	.....640
Alou, Matty.....	1960	.....627
Garrido, Gil.....	1962	.....607
Reed, Jeremy.....	2007	.....564
Garrido, Gil.....	1961	.....563
Liddi, Alex.....	2011	.....559
Nettles, Jim.....	1973	.....553
LaHair, Bryan.....	2007	.....552
Polonia, Luis.....	1986	.....549

## RUNS

Liddi, Alex.....	2011	.....121
Powell, Hosken.....	1977	.....107
Alou, Jesus.....	1963	.....102
Kusick, Craig.....	1973	.....102
Jones, Gary.....	1987	.....102
Raabe, Brian.....	1997	.....101
Jennings, Doug.....	1989	.....99
Lydy, Scott.....	1994	.....98
Polonia, Luis.....	1986	.....98
Three tied with.....		.....97

## HITS

Alou, Jesus.....	1963	.....210
Alou, Matty.....	1960	.....192
Raabe, Brian.....	1997	.....191
Garrido, Gil.....	1963	.....170
Reed, Jeremy.....	2007	.....169
Moore, Kelvin.....	1981	.....166
Davis, Brock.....	1970	.....166
Polonia, Luis.....	1986	.....165
Garrison, Webster.....	1993	.....165
Jose, Felix.....	1988	.....161
Holt, Jim.....	1972	.....161

## RUNS BATTED IN

Rohrmeier, Dan.....	1997	.....120
Garrett, Adrian.....	1971	.....119
Bass, Randy.....	1977	.....117
Gorinski, Bob.....	1976	.....110
Moore, Kelvin.....	1981	.....109
Walton, Danny.....	1974	.....109
Nelson, Rob.....	1986	.....108
Fanzone, Carmen.....	1971	.....106
Rohrmeier, Dan.....	1998	.....104
Kusick, Craig.....	1973	.....104
Liddi, Alex.....	2011	.....104

## TOTAL BASES

Garrett, Adrian.....	1971	.....292
Moore, Kelvin.....	1981	.....291
Rohrmeier, Dan.....	1997	.....290
Alou, Matty.....	1960	.....289
Alou, Jesus.....	1963	.....283
Walton, Danny.....	1974	.....277
Fanzone, Carmen.....	1971	.....277
Raabe, Brian.....	1997	.....276
Rohrmeier, Dan.....	1998	.....275
Liddi, Alex.....	2011	.....273

## DOUBLES

Rohrmeier, Dan.....	1998	.....51
LaHair, Bryan.....	2007	.....46
Alexander, Chad.....	2001	.....45
Rohrmeier, Dan.....	1997	.....43
Betts, Todd.....	2001	.....40
Thomas, Juan.....	2001	.....39
Alou, Matty.....	1960	.....39
Neill, Mike.....	2000	.....38
Diaz, Victor.....	2008	.....38
Lydy, Scott.....	1994	.....37
Reed, Jeremy.....	2007	.....37

## HOME RUNS

Garrett, Adrian.....	1971	.....43
Walton, Danny.....	1974	.....35
Rohrmeier, Dan.....	1997	.....33
Halman, Greg.....	2010	.....33
Moore, Kelvin.....	1981	.....31
Liddi, Alex.....	2011	.....30
Zapp, AJ.....	2004	.....29
Carp, Mike.....	2010	.....29
Fanzone, Carmen.....	1971	.....28
Gorinski, Bob.....	1976	.....28

## TRIPLES

Ward, Kevin.....	1990	.....14
Rhomberg, Kevin.....	1980	.....14
Thurman, Gary.....	1995	.....12
Abbott, Kurt.....	1993	.....11
Coggins, Frank.....	1971	.....10
Sain, Tom.....	1977	.....10
Kelly, Kenny.....	2002	.....10
Six tied with.....		.....9

## STRIKEOUTS

Zapp, AJ.....	2004	.....184
Liddi, Alex.....	2011	.....170
Halman, Greg.....	2010	.....169
Peguero, Carlos.....	2013	.....156
Diaz, Victor.....	2008	.....149
Thomas, Juan.....	2001	.....141
Moore, Kelvin.....	1981	.....140
Howard, Steve.....	1989	.....135
Tenbrink, Nate.....	2013	.....135
Nelson, Rob.....	1987	.....133
Moore, Kelvin.....	1982	.....133

## HIT BY PITCH

Jennings, Doug.....	1989	.....16
Raabe, Brian.....	1997	.....16
Santiago, Ramon.....	2005	.....15
Ward, Kevin.....	1990	.....14
Triunfel, Carlos.....	2012	.....13
Wathan, Dusty.....	2000	.....12
Horner, Jim.....	2001	.....12
Holbert, Aaron.....	2002	.....12
Tuissosopo, Matt.....	2008	.....12
Carp, Mike.....	2009	.....12

## STOLEN BASES

Sexton, Jimmy.....	1981	.....56
McNealy, Rusty.....	1983	.....43
Alston, Del.....	1979	.....43
Cardenal, Jose.....	1964	.....40
Blankenship, Lance.....	1988	.....40
Davis, Mike.....	1982	.....40
Thrower, Keith.....	1985	.....40
Rhomberg, Kevin.....	1980	.....37
Romano, Tom.....	1984	.....37
James, Cleo.....	1971	.....37
Meyers, Chad.....	2003	.....37

## INTENTIONAL WALKS

Garrett, Adrian.....	1971	.....16
Bass, Randy.....	1977	.....15
Holt, Jim.....	1972	.....13
Cage, Wayne.....	1980	.....12
Larker, Norm.....	1964	.....11
Neel, Troy.....	1992	.....11
Bass, Randy.....	1976	.....11
Jones, Clarence.....	1968	.....11
Boles, Carl.....	1964	.....10
Bobb, Randy.....	1969	.....10

## WALKS

Jones, Gary.....	1987	.....123
Maloolf, Jack.....	1976	.....116
Bass, Randy.....	1977	.....114
Bass, Randy.....	1976	.....107
Kusick, Craig.....	1973	.....103
Nelson, Rob.....	1987	.....97
Blankenship, Lance.....	1988	.....96
Phillips, Dick.....	1961	.....94
Adams, Mike.....	1972	.....93
Jennings, Doug.....	1989	.....93

FRONT OFFICE

CHENEY STADIUM

COACHES/STAFF

2015 RAINIERS

2014 SEASON REVIEW

OPPONENTS

HISTORY & RECORDS

MEDIA & MISC.

# SINGLE-SEASON PITCHING LEADERS

## WINS

Hands, Bill.....	1965.....	17
Fisher, Eddie.....	1960.....	17
Thomas, Gerry.....	1963.....	16
Herbel, Ron.....	1961.....	16
Perry, Gaylord.....	1961.....	16
Clark, Bryan.....	1989.....	15
Wiley, Mark.....	1976.....	15
Bane, Eddie.....	1975.....	15
Rodriguez, Roberto.....	1971.....	15
Six tied with.....		14

## LOSSES

Herbel, Ron.....	1963.....	18
Harris, Reggie.....	1992.....	16
Wiley, Mark.....	1976.....	15
Rivas, Danny.....	1962.....	15
Choate, Don.....	1960.....	15
Colton, Larry.....	1970.....	14
Fife, Danny.....	1973.....	14
Lambert, Reese.....	1988.....	14
Constable, Jim.....	1963.....	14
Herbel, Ron.....	1962.....	14
Jaeckel, Paul.....	1966.....	14

## EARNED RUN AVERAGE\*

Codiroli, Chris.....	1982.....	1.90
Hands, Bill.....	1965.....	2.19
Colborn, Jim.....	1969.....	2.28
Reynolds, Archie.....	1969.....	2.32
Stark, Denny.....	2001.....	2.37
Luebber, Steve.....	1975.....	2.39
Zanni, Dom.....	1960.....	2.44
Baker, Steve.....	1982.....	2.48
Perry, Gaylord.....	1962.....	2.48
Brennan, Tom.....	1980.....	2.49

\* minimum 0.8 IP/team game played

## GAMES

Gill, Ken.....	1972.....	70
Hands, Bill.....	1964.....	68
Bradley, Bert.....	1983.....	65
Peek, Tim.....	1993.....	60
Hensley, Chuck.....	1983.....	59
Gryboski, Kevin.....	2001.....	58
Daviault, Ray.....	1961.....	58
Peek, Tim.....	1992.....	57
Tiefenthaler, Verle.....	1961.....	56
Saunders, Dennis.....	1972.....	56
Wiley, Mark.....	1974.....	56
Kaye, Justin.....	2001.....	56

## GAMES STARTED

Thomas, Gerry.....	1962.....	34
Thomas, Gerry.....	1963.....	33
Fisher, Eddie.....	1960.....	32
Stanek, Al.....	1964.....	32
Herbel, Ron.....	1963.....	32
Wiley, Mark.....	1976.....	31
Maranda, Georges.....	1961.....	31
Bane, Eddie.....	1975.....	31
Luebber, Steve.....	1972.....	31
Four tied with.....		30

## EARNED RUNS

Colton, Larry.....	1970.....	104
Seddon, Chris.....	2011.....	104
French, Luke.....	2011.....	102
Atherton, Keith.....	1982.....	97
Allison, Dana.....	1994.....	97
Hughes, Jim.....	1974.....	96
Swiacki, Bill.....	1982.....	95
Harris, Reggie.....	1992.....	95
Luebber, Steve.....	1977.....	92
Four tied with.....		91

## SHUTOUTS

Hands, Bill.....	1965.....	6
Luebber, Steve.....	1972.....	5
Fisher, Eddie.....	1960.....	4
Perry, Gaylord.....	1961.....	4
Linz, Frank.....	1964.....	4
McCall, Larry.....	1978.....	4
Maranda, Georges.....	1961.....	4
14 tied with.....		3

## SAVES

Williams, Todd.....	2000.....	32
Bitker, Joe.....	1990.....	26
Messenger, Randy.....	2009.....	25
Gajkowski, Steve.....	1998.....	24
Gryboski, Kevin.....	2001.....	22
Kida, Masao.....	2005.....	22
Bawcom, Logan.....	2013.....	21
Walton, Bruce.....	1991.....	20
Gill, Ken.....	1973.....	17
Four tied with.....		16

## INNINGS PITCHED

Fisher, Eddie.....	1960.....	239
Herbel, Ron.....	1963.....	230
Thomas, Gerry.....	1963.....	229
Stanek, Al.....	1964.....	223
Colton, Larry.....	1970.....	221
Wiley, Mark.....	1976.....	219
Perry, Gaylord.....	1961.....	219
Thomas, Gerry.....	1962.....	216
Luebber, Steve.....	1972.....	215
Overton, Joe.....	1965.....	209

## HITS

Wiley, Mark.....	1976.....	267
Fisher, Eddie.....	1960.....	229
Colton, Larry.....	1970.....	226
Thomas, Gerry.....	1963.....	220
Atherton, Keith.....	1982.....	214
Swiacki, Bill.....	1982.....	214
Herbel, Ron.....	1963.....	209
Perry, Gaylord.....	1961.....	208
Garibaldi, Bob.....	1963.....	205
Allison, Dana.....	1994.....	204
Harikkala, Tim.....	1996.....	204

## RUNS

Bane, Eddie.....	1975.....	118
Wiley, Mark.....	1976.....	116
Colton, Larry.....	1970.....	116
French, Luke.....	2011.....	115
Swiacki, Bill.....	1982.....	111
Atherton, Keith.....	1982.....	108
Hughes, Jim.....	1974.....	108
Fife, Danny.....	1973.....	108
Harris, Reggie.....	1992.....	108
Seddon, Chris.....	2011.....	108

## HOME RUNS

Hughes, Jim.....	1974.....	31
French, Luke.....	2011.....	30
Franklin, Ryan.....	2000.....	28
Anderson, Craig.....	2003.....	27
Atherton, Keith.....	1982.....	26
Ramsay, Rob.....	2001.....	26
Matos, Josue.....	2002.....	25
Cruceta, Francisco.....	2006.....	25
Colton, Larry.....	1970.....	24
Vossler, Dan.....	1974.....	24

## WALKS

Belcher, Tim.....	1987.....	133
Berenguer, Juan.....	1979.....	129
Harris, Reggie.....	1992.....	117
Stanek, Al.....	1964.....	108
Rijo, Jose.....	1985.....	108
Veintidos, Juan.....	1976.....	107
Veintidos, Juan.....	1974.....	106
Young, Ray.....	1990.....	105
Hughes, Jim.....	1977.....	104
Veintidos, Juan.....	1975.....	97

## STRIKEOUTS

Berenguer, Juan.....	1979.....	220
Stanek, Al.....	1964.....	220
Luebber, Steve.....	1972.....	199
Cruceta, Francisco.....	2006.....	185
Rijo, Jose.....	1985.....	179
Estelle, Dick.....	1964.....	167
Conroy, Tim.....	1985.....	166
Garibaldi, Bob.....	1963.....	160
Hands, Bill.....	1965.....	155
Rodriguez, Roberto.....	1971.....	153

## WILD PITCHES

Harris, Reggie.....	1992.....	20
Otto, Dave.....	1989.....	18
Gideon, Jim.....	1976.....	18
Bethke, Rick.....	1976.....	18
Cruceta, Francisco.....	2006.....	18
Berenguer, Juan.....	1979.....	17
Colton, Larry.....	1970.....	17
Dozier, Tom.....	1987.....	17
Rivas, Danny.....	1962.....	15
Albury, Vic.....	1973.....	15

## COMPLETE GAMES

Herbel, Ron.....	1963.....	17
Wiley, Mark.....	1976.....	16
Garibaldi, Bob.....	1963.....	16
Thomas, Gerry.....	1963.....	15
Fisher, Eddie.....	1960.....	15
Bordi, Rich.....	1981.....	15
Luebber, Steve.....	1975.....	15
Six tied with.....		12

FRONT OFFICE  
CHENEY STADIUM

COACHES/STAFF

2015 RAINIERS

2014 SEASON REVIEW

OPPONENTS

HISTORY & RECORDS

MEDIA & MISC.

## INDIVIDUAL FRANCHISE BATTING LEADERS

HIGHEST BATTING AVERAGE, SEASON .....	352, Brian Raabe (1997)
MOST GAMES, SEASON.....	158, Jesus Alou (1963)
MOST AT-BATS, SEASON .....	648, Jesus Alou (1963)
MOST RUNS SCORED, SEASON .....	121, Alex Liddi (2011)
MOST HITS, SEASON .....	210, Jesus Alou (1963)
MOST CONSECUTIVE GAMES WITH A HIT.....	26, Rex Johnston (1965); Chad Akers (1999)
MOST EXTRA-BASE HITS, SEASON.....	80, Dan Rohrmeier (1997)
MOST DOUBLES, SEASON .....	51, Dan Rohrmeier (1998)
MOST TRIPLES, SEASON.....	14, Kevin Ward (1990); Kevin Rhomberg (1980)
MOST HOME RUNS, SEASON.....	43, Adrian Garrett (1971)
MOST HOME RUNS, SEASON, CHENEY STADIUM .....	19, Adrian Garrett (1971)
MOST HOME RUNS, GAME.....	4, Randy Bass (6/9/77 at Phoenix)
MOST HOME RUNS, INNING.....	2, Garry Smith (4/21/78 vs. Spokane); Roy Staiger (5/4/78 vs. San Jose)
MOST GRAND SLAMS, SEASON .....	3, Stefen Romero (2013)
MOST RUNS BATTED IN, SEASON .....	120, Dan Rohrmeier (1997)
MOST TOTAL BASES, SEASON.....	292, Adrian Garrett (1971)
MOST BASES ON BALLS, SEASON .....	123, Gary Jones (1987)
MOST BASES ON BALLS, GAME.....	5, Mike Bordick (5/24/91 vs. Portland); Ty Kelly (8/16/2013 vs. Col Springs)
MOST STRIKEOUTS, SEASON .....	184, AJ Zapp (2004)
MOST PLATE APPEARANCES/STRIKEOUT, SEASON .....	30.35, Brian Raabe (1997)
MOST STOLEN BASES, SEASON.....	56, Jimmy Sexton (1981)
MOST SACRIFICE HITS, SEASON.....	18, Gil Garrido (1961)
MOST SACRIFICE FLIES, SEASON.....	14, Aaron Pointer (1969)
MOST TIMES HIT BY PITCH, SEASON .....	16, Doug Jennings (1989); Brian Raabe (1997)

## INDIVIDUAL FRANCHISE PITCHING LEADERS

MOST GAMES PITCHED, SEASON .....	70, Ken Gill (1972)
MOST GAMES PITCHED IN RELIEF, SEASON.....	65, Ken Gill (1972); Bert Bradley (1983)
MOST GAMES STARTED, SEASON .....	34, Gerry Thomas (1962)
MOST GAMES FINISHED, SEASON .....	52, John Pregenzer (1965)
MOST INNINGS PITCHED, SEASON .....	239.0, Eddie Fisher (1960)
HIGHEST WINNING PERCENTAGE, SEASON .....	1.000, Sherman Jones (10-0, 1960)
MOST GAMES WON, SEASON .....	17, Bill Hands (1965); Eddie Fisher (1960)
MOST GAMES LOST, SEASON .....	18, Ron Herbel (1963)
MOST SAVES, SEASON .....	32, Todd Williams (2000)
MOST COMPLETE GAMES, SEASON .....	17, Ron Herbel (1963)
MOST SHUTOUTS, SEASON .....	6, Bill Hands (1965)
MOST RUNS ALLOWED, SEASON.....	118, Eddie Bane (1975)
LOWEST EARNED RUN AVERAGE, SEASON .....	1.90, Chris Codiroli (1982)
MOST EARNED RUNS ALLOWED, SEASON .....	104, Larry Colton (1970)
MOST HITS ALLOWED, SEASON .....	267, Mark Wiley (1976)
MOST HOME RUNS ALLOWED, SEASON .....	31, Jim Hughes (1974)
MOST STRIKEOUTS, SEASON .....	220, Juan Berenguer (1979); Al Stanek (1964)
MOST STRIKEOUTS, GAME .....	19, Burt Hooton (8/17/71 vs. Eugene)
MOST BASES ON BALLS, SEASON .....	133, Tim Belcher (1987)
MOST BASES ON BALLS, INNING.....	6, Dick Radatz (7/23/67 vs. Portland, Game 2, 3rd inning)
MOST CONSECUTIVE BASES ON BALLS, GAME.....	6, Dick Radatz (7/23/67 vs. Portland, Game 2, 3rd inning)
MOST HIT BATSMEN, SEASON.....	12, Ryan Franklin (2000)
MOST WILD PITCHES, SEASON .....	20, Reggie Harris (1992)

## TACOMA NO-HITTERS

### PITCHED BY TACOMA

August 26, 1962 .....	Dick LeMay vs. Vancouver (Game Two, 7.0 innings)
September 1, 1963 .....	Gerry Thomas vs. Denver (Game Two, 7.0 innings)
June 22, 1964 .....	Dick Estelle vs. Denver
May 11, 1965 .....	Dick Estelle vs. Hawaii
June 21, 1975 .....	Tom Norton vs. Hawaii
August 24, 1980 .....	Larry McCall vs. Spokane (7.0 innings)
May 14, 1985 .....	Tim Conroy vs. Tucson (Game One, 7.0 innings)
June 10, 1991 .....	Pat Wernig vs. Vancouver
July 3, 2001 .....	Brett Tomko at Oklahoma
July 7, 2001 .....	John Halama vs. Calgary (Perfect Game)

### PITCHED AGAINST TACOMA

August 14, 1962.....	Sam Ellis, San Diego
June 24, 1964 .....	Jay Hook, Denver (pitched 9.0 innings of no-hit ball, allowed 2 hits in 10th)
August 18, 1968.....	Bo Belinsky, Hawaii
May 16, 1973.....	John D'Acquisto, Phoenix (7.0 innings)
June 13, 1981 .....	George Stablein, Hawaii
August 20, 1983.....	Scott Garretts, Phoenix (7.0 innings)
June 12, 1984.....	Andrew Rincon, Hawaii (7.0 innings)
May 31, 1985 .....	Frank Wills, Calgary (Game One, 7.0 innings)
May 1, 2001 .....	Micah Bowie, Sacramento (Game Two, 7.0 innings)
May 14, 2002 .....	Junior Herndon, Portland (Game Two, 7.0 innings)
June 12, 2003 .....	Lindsay Gulin, at Las Vegas



## INDIVIDUAL FRANCHISE FIELDING LEADERS

### FIRST BASE

HIGHEST FIELDING % ..... .996, Jim Bowie (1994)  
 MOST PUTOUTS ..... 1312, Roe Skidmore (1969)  
 MOST ASSISTS ..... 121, Rob Nelson (1986)  
 MOST ERRORS .....23, Craig Kusick (1973)  
 MOST DOUBLE PLAYS ..... 152, Ron Witmeyer (1992)

### SECOND BASE

HIGHEST FIELDING % .....987, Mickey Lopez (2003)  
 MOST PUTOUTS ..... 366, Juan Bonilla (1980)  
 MOST ASSISTS ..... 422, Juan Bonilla (1980)  
 MOST ERRORS .....22, Dave Oliver (1979)  
 MOST DOUBLE PLAYS ..... 110, Juan Bonilla (1980)

### THIRD BASE

HIGHEST FIELDING % .....963, John Ward (1964)  
 MOST PUTOUTS ..... 109, Kevin Bell (1981)  
 MOST ASSISTS ..... 283, Kevin Bell (1981)  
 MOST ERRORS ..... 35, Carmen Fanzone (1971)  
 MOST DOUBLE PLAYS .....33, Mike Champion (1980)

### SHORTSTOP

HIGHEST FIELDING % ... .979, Ramon Vazquez (2001)  
 MOST PUTOUTS .....273, Gil Garrido (1962)  
 MOST ASSISTS ..... 483, Roger Metzger (1970)  
 MOST ERRORS .....37, Roger Metzger (1970)  
 MOST DOUBLE PLAYS .....95, Gil Garrido (1963)

### OUTFIELD

HIGHEST FIELDING % .....997, Larry Littleton (1980)  
 MOST PUTOUTS .....408, Matty Alou (1960)  
 MOST ASSISTS ..... 24, Shin-Soo Choo (2005)  
 MOST ERRORS .....15, Mike Poepping (1975)  
 MOST DOUBLE PLAYS .....10, Jim Dunegan (1969)

### CATCHER

HIGHEST FIELDING % .....995, Bob Barton (1963)  
 MOST PUTOUTS .....641, Larry Cox (1976)  
 MOST ASSISTS .....104, Larry Cox (1976)  
 MOST ERRORS .....23, Larry Cox (1976)  
 MOST DOUBLE PLAYS .....15, Larry Cox (1976)  
 MOST PASSED BALLS .....21, Rob Johnson (2008)

### PITCHER

HIGHEST FIELDING % ..... 1.000, Bryan Clark  
 (1989, 53 chances)  
 MOST PUTOUTS .....24, Frank Linzy (1964)  
 MOST ASSISTS ..... 44, Dick LeMay (1969);  
 Bill Swiacki (1982); Reese Lambert, (1988)  
 MOST ERRORS .....8, Ron Herbel (1962)  
 MOST DOUBLE PLAYS .....7, Billy Connors, (1967)

## GENERAL TEAM RECORDS

HIGHEST ATTENDANCE, SEASON ..... 378,518 (2011)  
 HIGHEST ATTENDANCE, GAME ..... 12,720 (5/22/87 vs. Edmonton)  
 MOST WINS, SEASON ..... 97 (1961)  
 FEWEST WINS, SEASON ..... 45 (1970)  
 MOST LOSSES, SEASON ..... 98 (1970)  
 FEWEST LOSSES, SEASON ..... 57 (1961)  
 HIGHEST WINNING PERCENTAGE, SEASON ..... 630 (1961)  
 LOWEST WINNING PERCENTAGE, SEASON ..... .315 (1970)

## SIMPSON KRAFT CHENEY STADIUM HALL OF FAME

INDUCTEE	FEAT(S)	YR INDUCTED
Jesus Alou	Star of 1963 T-Giants (.324-11-69), 15 MLB Seasons.	1998
Matty Alou	Hit first Cheney Stadium HR, career .309 hitter in 15 MLB seasons.	1994
Ben Cheney	Tacoma sportsman headed effort to build stadium in 1960.	1990
Red Davis	Managed T-Giants 1960-62. Managed first Tacoma PCL Champions (1961).	1996
Adrian Garrett	Hit Tacoma record 43 HRs in 1971, 272 career minor league HRs.	1993
Gil Garrido	Led PCL shortstops in fielding percentage 1961, 1962, 1963, 1964.	1992
Tom Haller	Hit three HRs in one game at Cheney, 12 seasons as MLB catcher.	1993
Ron Herbel	Record 43 Tacoma wins, Tacoma resident, 9 MLB seasons.	1992
Don Hill	Tacoma radio play-by-play announcer 1960-1984.	1993
Burt Hooton	Struck out 19 batters 8/17/71, posted 1.68 ERA in 1971, 15 MLB seasons.	1996
Clay Huntington	Civic leader helped bring the PCL to Tacoma in 1960, opening night MC.	1992
Tom Kelly	T-Twin 1972-75, 1977; managed two World Series Champions (1987, 1991)	1993
Juan Marichal	Pitched shutout in first Tacoma PCL win, 243 MLB wins, Hall of Fame.	1991
Stan Naccarato	Tacoma General Manager 20 years, put together ownership group in 1971.	1994
Gaylord Perry	Tacoma Giant 1960-63, 314 MLB wins, 2 Cy Young Awards, Hall of Fame.	1991
Dick Phillips	Only Tacoma player to win PCL Most Valuable Player (1961).	1992
Dusty Rhodes	1954 World Series MVP finished career with T-Giants 1960-62.	1991

## YEAR-BY YEAR RECORDS VS. PCL OPPONENTS (1960-79)

	1960	1961	1962	1963	1964	1965	1966	1967	1968	1969	1970	1971	1972	1973	1974	1975	1976	1977	1978	1979
Albuquerque													3-13	8-4	4-8	8-4	6-6	12-8	8-4	5-7
Arkansas					3-3	3-5														
Calgary																				
Colorado Springs																				
Dallas-Fort Worth			8-6	2-5																
Denver			10-4	5-3	2-5	5-3	4-4	4-4												
Edmonton																				
El Paso																				
Eugene										7-13	6-16	12-10	11-17	14-18						
Fresno																				
Hawaii		17-5	12-10	9-13	11-11	12-8	11-9	12-8	7-13	10-10	6-14	12-8	17-11	14-18	17-15	15-17	16-17	10-12	12-8	11-11
Iowa																				
Indianapolis					5-3	7-1	3-5	3-5	3-5											
Las Vegas																				
Memphis																				
Nashville																				
New Orleans																				
Oklahoma City				7-7	5-3	3-5	3-5	3-5	6-2											7-5
Ogden																				
Omaha																				
Phoenix							3-5	5-3	1-7	12-8	6-14	10-10	6-10	6-6	6-6	5-7	6-6	7-13	7-5	4-8
Portland		11-11	16-6	10-12	8-14	13-7	9-11	6-14	11-9	16-6	9-13	10-9	12-16							
Reno																				
Round Rock																				
Sacramento		13-9													16-16	19-13	11-21			
Salt Lake City		11-11	10-12	13-9	9-5	3-5									6-4	7-5	8-4	12-8	7-2	7-5
San Diego		10-12	16-6	11-11	6-8	8-14	5-3	2-6	5-3											
San Jose																				10-10
Seattle		12-10	13-9	13-9	11-11	7-13	6-14	11-9	8-12											
Spokane		9-13	15-7	12-10	7-15	12-10	9-11	10-10	6-14	11-11	3-19	14-8		10-22	19-13	15-15	21-11	10-11	11-9	10-12
Tucson										16-4	6-14	10-10	8-8	5-7	7-4	4-8	8-4	7-13	8-4	7-5
Tulsa							2-6	5-3	4-4											
Vancouver		15-7	10-12	10-12		9-11	10-10	9-11	12-8	14-8										14-6
<b>TOTALS</b>	<b>81-73</b>	<b>97-57</b>	<b>81-73</b>	<b>79-79</b>	<b>73-82</b>	<b>75-72</b>	<b>63-85</b>	<b>73-75</b>	<b>65-83</b>	<b>86-60</b>	<b>45-98</b>	<b>78-65</b>	<b>65-83</b>	<b>65-79</b>	<b>75-66</b>	<b>73-69</b>	<b>76-69</b>	<b>68-75</b>	<b>80-57</b>	<b>74-73</b>

# YEAR-BY YEAR RECORDS VS. PCL OPPONENTS (1980-99)

	1980	1981	1982	1983	1984	1985	1986	1987	1988	1989	1990	1991	1992	1993	1994	1995	1996	1997	1998	1999	
Albuquerque	7-5	3-5	7-9	6-8	11-5	4-11-1	8-8	7-9	4-12	10-6	7-8	3-5	4-4	5-11	3-12	9-7	7-8	9-7	4-4	8-0	
Arkansas																					
Calgary					6-10	10-6	7-9	7-9	8-8	6-10	8-8	12-14	9-17	9-7	8-8	6-10	7-9	12-4	11-5	7-9	
Colorado Springs								8-8	7-9	7-9	3-5	2-5	10-6	7-8	7-9	9-7	8-7	6-2	4-3		
Dallas-Fort Worth																					
Denver																					
Edmonton		15-7	12-4	8-8	8-8	9-7	8-8	11-5	7-9	8-8	7-9	12-12	13-13	9-7	6-10	11-5	8-8	10-6	7-9	7-7	
El Paso																					
Eugene																					
Fresno																				6-2	4-4
Hawaii																					
Iowa		9-13	9-12	10-6	7-9	6-10	8-8	7-9	10-6											4-4	3-5
Indianapolis																					
Las Vegas				6-11	5-8	7-9	6-10	6-10	6-10	8-8	10-6	4-4	2-6	11-5	7-9	11-5	7-9	9-6	5-3	6-2	
Memphis																				2-6	5-3
Nashville																				4-4	2-5
New Orleans																				3-5	4-4
Oklahoma City																				4-4	5-3
Ogden																					
Omaha																				5-3	2-6
Phoenix	11-1	5-2	10-6	9-5	8-8	5-11	9-7	6-10	8-8	12-4	9-6	2-6	2-6	7-9	7-9	7-9	9-7	7-9			
Portland		12-10	9-7	8-8	10-6	8-7	10-6	10-6	9-7	7-9	6-10	12-12	8-18	7-8							
Reno																					
Round Rock																					
Sacramento																					
Salt Lake City																					
San Diego																					
San Jose	5-7	3-5	8-7	7-8	7-8										10-6	9-7	9-7	9-7	4-4	1-6	
Seattle																					
Spokane	12-10	11-11	10-6																		
Tucson	4-8	7-1	9-7	9-9	7-9	9-7	7-9	11-4	8-8	11-5	10-6	5-3	4-4	4-12	5-11	4-12	5-11	7-8	4-4	6-2	
Tulsa																					
Vancouver	9-13	13-8	9-7	5-11	7-9	10-6	7-9	10-6	5-11	8-7	11-5	10-12	12-14	7-9	8-8	4-12	8-7	4-12	8-8	5-11	
<b>TOTALS</b>	<b>74-74</b>	<b>78-61</b>	<b>84-59</b>	<b>65-77</b>	<b>69-71</b>	<b>66-76</b>	<b>72-72</b>	<b>78-65</b>	<b>62-82</b>	<b>77-66</b>	<b>75-67</b>	<b>63-73</b>	<b>56-87</b>	<b>69-74</b>	<b>61-81</b>	<b>68-76</b>	<b>69-73</b>	<b>75-66</b>	<b>77-67</b>	<b>69-70</b>	

## YEAR-BY YEAR RECORDS VS. PCL OPPONENTS (2000-14)

	2000	2001	2002	2003	2004	2005	2006	2007	2008	2009	2010	2011	2012	2013	2014
Albuquerque	1-3			0-4	4-0	0-4	0-4	2-2	4-0	2-2	3-1	2-2	1-3	2-2	9-7
Arkansas															
Calgary	6-10	10-6	8-5												
Colorado Springs	4-0	4-4	5-3	1-3	3-1	6-10	11-5	7-9	6-10	8-8	7-9	8-8	4-12	11-5	2-2
Dallas-Fort Worth															
Denver															
Edmonton	11-5	11-5	6-10	7-9	12-4										4-12
El Paso															
Eugene															
Fresno	9-6	6-2	5-3	9-7	8-8	9-7	9-7	8-8	10-6	10-6	7-9	8-8	7-9	8-8	9-7
Hawaii															
Iowa	4-0	3-5	5-3	2-2	0-3	4-0	2-2	1-3	1-3	1-3	0-4	3-1	3-1	2-2	2-2
Indianapolis															
Las Vegas	8-9	5-3	2-6	5-11	10-6	12-4	9-7	10-6	11-5	8-8	9-7	9-7	7-9	10-6	8-8
Memphis	1-3	6-2	3-5	3-1	3-1	3-1	2-2	3-1	2-2	3-1	0-4	2-2	2-2	2-2	2-2
Nashville	3-1	3-5	5-3	4-0	1-2	3-1	1-3	2-2	3-1	3-1	2-2	3-1	1-3	3-1	4-0
New Orleans	2-2	2-6	3-5	0-4	2-2	2-2	1-3	0-4	2-2	2-2	4-0	2-2	1-3	3-1	3-1
Oklahoma City	1-3	7-1	3-5	1-3	2-2	0-4	3-1	3-1	2-2	2-2	1-2	2-2	3-1	0-4	4-0
Ogden															
Omaha	2-1	4-4	3-5	4-0	3-1	1-3	4-0	2-2	4-0	2-2	0-4	0-4	2-2	0-4	2-2
Phoenix															
Portland	9-7	7-9	8-8	8-8	7-9	11-5	9-7	9-7	11-5	13-3	11-5				
Reno															
Round Rock															
Sacramento	7-9	5-3	4-4	6-10	6-10	8-8	8-8	7-9	9-7	7-9	8-8	6-10	7-9	10-6	8-8
Salt Lake City	6-10	3-5	3-5	7-9	10-6	11-5	8-8	5-11	5-11	6-10	12-4	7-9	7-9	7-9	8-8
San Diego															
San Jose															
Seattle															
Spokane															
Tucson	11-5	7-1	3-5	9-7	8-8	8-8	4-12	8-8	6-10			11-5	10-6	10-6	
Tulsa															
<b>TOTALS</b>	<b>76-67</b>	<b>85-59</b>	<b>65-76</b>	<b>66-78</b>	<b>79-63</b>	<b>80-64</b>	<b>74-70</b>	<b>68-76</b>	<b>80-64</b>	<b>74-70</b>	<b>74-69</b>	<b>70-74</b>	<b>63-81</b>	<b>76-68</b>	<b>74-70</b>

# ALL-TIME RECORDS VS. PCL OPPONENTS

	1960-65 GIANTS	1966-71 CUBS	1972-77 TWINS	1978 YANKEES	1979-80 TUGS/TIGERS	1981-94 TIGERS	1995- RAINERS	TOTALS	PCT
Albuquerque			41-43	8-4	12-12	82-113-1	67-60	210-232-1	.475
Arkansas	6-8							6-8	.429
Calgary						82-98	67-58	149-156	.485
Colorado Springs						44-50	121-117	165-167	.497
Dallas-Fort Worth	10-11							10-11	.476
Denver	17-12	13-11						30-23	.568
Edmonton						133-115	90-68	223-183	.549
El Paso							4-12	4-12	.250
Eugene		25-39	25-35					50-74	.403
Fresno							132-107	132-107	.552
Hawaii	61-47-1	58-62	89-90	12-8	20-24	57-60		297-291-1	.505
Iowa							40-43	40-43	.482
Indianapolis	12-4	9-15						21-19	.525
Las Vegas						78-96	161-127	239-223	.517
Memphis							44-40	44-40	.524
Nashville							43-35	43-35	.551
New Orleans							36-48	36-48	.429
Oklahoma City	15-15	12-12			11-13		43-40	70-67	.511
Ogden								11-13	.458
Omaha							40-43	40-43	.482
Phoenix		37-47	36-48	7-5	15-9	99-97	23-25	217-231	.484
Portland	68-62	61-62	12-16	7-13	24-20	116-114	95-65	383-352	.521
Reno							32-64	32-64	.333
Round Rock							25-11	25-11	.694
Sacramento	13-9		46-50				106-118	165-177	.482
Salt Lake City	51-45	19-18	49-33-1	7-2	12-12	35-34	137-150	310-294-1	.513
San Diego	56-54	10-14						66-68	.493
San Jose			10-10	6-6				16-16	.500
Seattle	69-61	25-35						94-96	.495
Spokane	64-66	53-73	75-72	11-9	22-22	21-17		246-259	.487
Tucson		32-28	39-44	8-4	11-13	106-95	121-118	317-302	.512
Tulsa		11-13						11-13	.458
Vancouver	44-42	45-37		14-6	21-22	122-122	29-50	275-279	.496
<b>TOTALS</b>	<b>486-436-1</b>	<b>410-466</b>	<b>422-441-1</b>	<b>80-57</b>	<b>148-147</b>	<b>975-1011-1</b>	<b>1388-1331</b>	<b>3909-3889-3</b>	<b>.501</b>

FRONT OFFICE

CHENEY STADIUM

COACHES/STAFF

2015 RAINIERS

2014 SEASON REVIEW

OPPONENTS

HISTORY & RECORDS

MEDIA & MISC.

# TACOMA YEAR-BY-YEAR (1960-2014)

Year	Team	Affiliation	Manager	W-L	PCT.	GB	Finish	Attendance
1960	Giants	San Francisco	Red Davis	81-73	.526	11 1/2	2nd	270,024
1961	Giants	San Francisco	Red Davis	97-57	.630	---	1st*	243,790
1962	Giants	San Francisco	Red Davis	81-73	.526	12 1/2	2nd	168,600
1963	Giants	San Francisco	Andy Gilbert	79-79	.500	19	3rd	146,050
1964	Giants	San Francisco	Charlie Fox	73-82	.471	16 1/2	5th	126,192
1965	Giants	San Francisco	Bill Werle	75-72	.510	5 1/2	5th	119,762
1966	Cubs	Chicago (NL)	Les Peden	63-85	.426	20	6th	104,719
1967	Cubs	Chicago (NL)	Whitey Lockman	73-75	.493	7	4th	132,697
1968	Cubs	Chicago (NL)	Whitey Lockman	65-83	.439	21 1/2	5th	79,897
1969	Cubs	Chicago (NL)	Whitey Lockman	86-60	.589	---	1st*	105,207
1970	Cubs	Chicago (NL)	Whitey Lockman	45-98	.315	47 1/2	8th	137,891
1971	Cubs	Chicago (NL)	Jim Marshall	78-65	.545	---	1st*	152,732
1972	Twins	Minnesota	Harry Warner	65-83	.439	14 1/2	3rd	180,209
1973	Twins	Minnesota	Kerby Ferrell	65-79	.451	16 1/2	3rd	182,553
1974	Twins	Minnesota	Cal Ermer	75-66	.532	2 1/2	2nd	165,313
1975	Twins	Minnesota	Cal Ermer	73-69	.514	14 1/2	2nd	197,583
1976	Twins	Minnesota	Cal Ermer	76-69	.524	1	2nd*	192,758
1977	Twins	Minnesota	Del Wilbur/Tom Kelly	68-75	.476	9 1/2	3rd	207,538
1978	Yankees	New York (AL)	Mike Ferraro	80-57	.584	---	1st*	211,030
1979	Tugs	Cleveland	Gene Dusan	34-37	.479	6 1/2	4th	181,443
				40-36	.526	2	2nd	
				39-34	.534	5	3rd	
1980	Tigers	Cleveland	Gene Dusan	35-40	.467	8 1/2	4th	244,083
				35-34	.507	1 1/2	3rd	
1981	Tigers	Oakland	Ed Nottle	43-27	.614	---	1st*	191,738
				42-28	.600	---	1st*	
1982	Tigers	Oakland	Ed Nottle	42-31	.575	1 1/2	2nd	223,289
				37-35	.514	1	2nd	
1983	Tigers	Oakland	Bob Didier	28-42	.400	13	5th	215,049
				29-41	.414	6	5th	
1984	Tigers	Oakland	Ed Nottle	40-30	.571	1	2nd	203,821
				30-40	.429	7 1/2	4th	
1985	Tigers	Oakland	Keith Liepmann	36-36	.500	5 1/2	3rd	208,534
				32-40	.444	13	4th	
1986	Tigers	Oakland	Keith Liepmann	40-32	.566	3	2nd	247,098
				39-32	.549	---	1st*	
1987	Tigers	Oakland	Keith Liepmann	39-33	.542	7 1/2	2nd	305,916
				31-41	.431	11 1/2	4th	
1988	Tigers	Oakland	Brad Fischer	31-41	.431	12 1/2	5th	280,168
				39-33	.542	2 1/2	2nd	
1989	Tigers	Oakland	Brad Fischer	38-33	.535	4	2nd	313,007
				43-27	.614	---	1st*	
1990	Tigers	Oakland	Brad Fischer	32-40	.444	15	4th	324,498
				33-37	.471	4 1/2	3rd	
1991	Tigers	Oakland	Jeff Newman	30-36	.455	13 1/2	4th	298,918
				26-45	.366	17 1/2	5th	
1992	Tigers	Oakland	Bob Boone	30-42	.417	11	5th	329,000
				32-39	.451	10	5th	
1993	Tigers	Oakland	Bob Boone	37-35	.514	8	3rd	329,775
				34-36	.479	4 1/2	4th	
1994	Tigers	Oakland	Casey Parsons	27-45	.375	11 1/2	5th	350,919
				37-35	.514	8	3rd	
1995	Rainiers	Seattle	Steve Smith	31-41	.431	10	4th	316,103
				40-32	.556	1/2	2nd	
1996	Rainiers	Seattle	Dave Myers	29-41	.414	15	5th	338,500
				35-35	.500	3 1/2	3rd	
1997	Rainiers	Seattle	Dave Myers	40-31	.563	1/2	2nd	305,281
				77-67	.535	4 1/2	2nd	
1998	Rainiers	Seattle	Dave Myers	69-70	.496	13 1/2	2nd	337,623
				76-67	.531	14	2nd	
1999	Rainiers	Seattle	Dave Myers	76-67	.531	14	2nd	271,026
				85-59	.590	---	1st*	
2000	Rainiers	Seattle	Dave Myers	65-76	.461	16 1/2	4th	265,702
				66-78	.458	8	4th	
2001	Rainiers	Seattle	Dan Rohn	66-78	.458	8	4th	320,329
				66-78	.458	8	4th	
2002	Rainiers	Seattle	Dan Rohn	79-63	.556	4	2nd	300,910
				79-63	.556	4	2nd	
2003	Rainiers	Seattle	Dan Rohn	80-64	.556	---	1st*	327,927
				79-63	.556	4	2nd	
2004	Rainiers	Seattle	Dan Rohn	80-64	.556	---	1st*	310,680
				74-70	.514	7	2nd	
2005	Rainiers	Seattle	Dan Rohn	74-70	.514	7	2nd	335,031
				68-76	.472	6 1/2	3rd	
2006	Rainiers	Seattle	Daren Brown	80-64	.556	4	2nd	313,031
				68-76	.472	6 1/2	3rd	
2007	Rainiers	Seattle	Daren Brown	80-64	.556	4	2nd	345,538
				74-70	.514	---	1st*	
2008	Rainiers	Seattle	Daren Brown	74-70	.514	---	1st*	327,871
				74-69	.517	---	1st*	
2009	Rainiers	Seattle	Daren Brown	74-69	.517	---	1st*	352,450
				74-69	.517	---	1st*	
2010	Rainiers	Seattle	Daren Brown/Jose Castro	70-74	.486	7	2nd	351,095
				61-83	.424	18	4th	
2011	Rainiers	Seattle	Daren Brown	70-74	.486	7	2nd	378,518
				61-83	.424	18	4th	
2012	Rainiers	Seattle	Daren Brown	61-83	.424	18	4th	352,032
				76-68	.528	2	2nd	
2013	Rainiers	Seattle	Daren Brown/John Stearns	76-68	.528	2	2nd	320,080
				74-70	.514	7	3rd	
2014	Rainiers	Seattle	Roy Howell	74-70	.514	7	3rd	305,446

**TOTAL RECORD: 3983-3959 (.502)**

**TOTAL ATTENDANCE: 13,846,974**

FRONT OFFICE

CHENEY STADIUM

COACHES/STAFF

2015 RAINIERS

2014 SEASON REVIEW

OPPONENTS

HISTORY & RECORDS

MEDIA & MISC.



## TACOMA POSTSEASON HISTORY

Since joining the Pacific Coast League in 1960, Tacoma has played for the league championship eight times, and won PCL titles five times - 1961, 1969, 1978, 2001, and 2010.

Tacoma was involved in the only two instances in which the league has declared "Co-Champions" in over 100 years of play (1978 and 2001). Tacoma reached the PCL Championship Series and lost three times - 1971, 1981, and 2005.

Each of the eight Tacoma teams to play for a PCL championship is recapped in this section.

### TACOMA IN THE PACIFIC COAST LEAGUE PLAYOFFS

#### YEAR POSTSEASON RESULT

- 1961** Won Pacific Coast League Championship (no playoff)  
**1969:** Won Pacific Coast League Championship (defeated Eugene, 3-2)  
1971: Lost League Championship to Salt Lake City (3-1)  
1976: Lost Western Division Playoff to Hawaii (1-0)  
**1978:** Declared Co-Pacific Coast League Champions with Albuquerque (no playoff due to rain)  
1981: Defeated Hawaii in Northern Division Playoff (2-1), Lost to Albuquerque in Championship (3-0)  
1982: Lost to Spokane in Northern Division Playoff (2-1)  
1987: Lost to Calgary in Northern Division Playoff (3-2)  
1990: Lost to Edmonton in Northern Division Playoff (3-2)  
**2001:** Defeated Sacramento in Pacific Conference Playoff (3-2), Declared Co-Pacific Coast League Champions with New Orleans  
2005: Defeated Sacramento in Pacific Conference Playoff (3-2), Lost to Nashville in Championship (3-0)  
2009: Lost to Sacramento in Pacific Conference Playoff (3-1)  
**2010:** Defeated Sacramento in Pacific Conference Playoff (3-2), Defeated Memphis in Championship (3-0), lost to Columbus in Triple-A Championship Game (12-6)

## THE 1961 GIANTS: TACOMA'S BEST TEAM

The greatest team in Tacoma's Pacific Coast League history, the 1961 Giants finished the season with a record of 97-57.

No playoffs were played in 1961 - the Giants were named league champions when they clinched the top spot in the league's one, eight-team division. The team eliminated second-place Vancouver on Labor Day while closing out a series in Hawaii - the club celebrated on the flight home.

The Giants were in third place with a 41-32 record before sweeping a July 4th home doubleheader from Vancouver - starting one of the hottest streaks in PCL history. The team went 57-10 over the next 67 games, including a believed-to-be-franchise-record 16-game winning streak.

The team was led by young pitching prospects Gaylord Perry (16-10, 2.55) and Ron Herbel (16-5, 3.57). Infielders Chuck Hiller and Dick Phillips were named to the league's post-season all-star team.

Phillips, who hit .264 with 16 home runs, 98 RBI, and 94 walks, was named the Pacific Coast League's Most Valuable Player - he remains the only Tacoma player to ever win the award.

The 1961 Tacoma Giants are typically included in any list of the greatest minor league teams of all-time. In his most recent Historical Baseball Abstract, author Bill James calls the 1961 Giants the "best Triple-A team of the 1960s," and one of the three best minor league teams of any classification that decade.

### DICK PHILLIPS WINS 1961 PCL MOST VALUABLE PLAYER AWARD

Dick Phillips is the only Tacoma player to ever win a league MVP award. Phillips led the 1961 Tacoma Giants to a franchise-best 97-57 record, which gave Tacoma its first league championship. Phillips batted .264-16-98 while walking 94 times with only 55 strikeouts. He played every infield position and every outfield position.

# THE 1969 CUBS: TACOMA CLAIMS PCL WITH COMEBACK OVER EUGENE

The 1969 Tacoma Cubs advanced to the PCL Championship series by winning the four-team Northern Division with a record of 86-60 – 14 games ahead of the nearest competitor.

The Cubs were slated to play the Southern Division champion Eugene Emeralds – a Philadelphia Phillies affiliate – in the best-of-five series for the league crown.

Eugene won the first two games at home. Larry Bowa hit a leadoff home run in the bottom of the first inning of Game One, helping the Emeralds cruise to a 6-1 decision. Game Two was a tense affair that saw the Emeralds win 5-4 on Scott Reid's leadoff home run in the bottom of the ninth inning.

The Cubs came home and won Game Three, 2-1, when Jim Dunegan snapped a 1-1 tie with a solo home run in the seventh inning. Game Four saw Cubs starting pitcher Archie Reynolds toss a complete-game, two-hit shutout to force a deciding fifth and final game, to be played in Eugene.

In Game Five, Tacoma scored single runs in the fourth and seventh innings, with Eugene errors factoring into each rally. Despite allowing a total of seven hits and two walks, four Tacoma pitchers combined to shutout the Emeralds. Jim Colborn worked five shutout innings to earn the win, and relief ace Dick LeMay pitched three perfect innings for the save.

Managed by White Lockman, the 1969 Cubs were the first Tacoma team to win a championship playoff series.

## Eugene Emeralds 6, Tacoma Cubs 1 Game One - September 2, 1969

	1	2	3	4	5	6	7	8	9	R	H	E
Tacoma	0	0	0	0	0	0	0	0	1	1	7	2
Eugene	1	1	0	0	4	0	0	0	x	6	12	1

Tacoma	AB	R	H	RBI	Eugene	AB	R	H	RBI
Montreuil, 2B	3	0	1	0	Bowa, SS	4	1	1	1
Bladt, LF	4	0	0	0	Doyle, 2B	3	1	2	0
Pointer, CF	4	0	0	0	Hutto, RF	3	1	2	0
Skidmore, 1B	4	0	2	0	Emery, 1B	4	1	1	1
Dunegan, RF	4	1	2	0	Lis, LF	4	1	1	2
Bobb, C	4	0	2	1	Reid, CF	4	0	1	0
Lung, 3B	4	0	0	0	Buchek, 3B4	1	2	0	0
Metzger, SS	4	0	0	0	Edwards, C4	0	1	1	1
Reynolds, P	2	0	0	0	Wagner, P	4	0	1	0
Gura, P	0	0	0	0	<b>Totals</b>	<b>34</b>	<b>6</b>	<b>12</b>	<b>5</b>
Church, P	0	0	0	0					
McMath, PH	0	0	0	0					
Tiefenauer, P	0	0	0	0					
Pena, PH	1	0	0	0					
<b>Totals</b>	<b>34</b>	<b>1</b>	<b>7</b>	<b>1</b>					

### BATTING

**2B:** Skidmore, Dunegan, Bobb, Edwards

**HR:** Bowa, Lis

**SB:** Doyle

**LOB:** Tacoma 8, Eugene 6.

### FIELDING

**E:** Dunegan, Pointer, Bowa

**DP:** Tacoma 2

### Tacoma

	IP	H	R	ER	BB	SO
Reynolds (L, 0-1)	4.0	8	4	4	2	2
Gura	1.1	3	2	2	0	0
Church	1.2	0	0	0	0	3
Tiefenauer	2.0	1	0	0	0	1

### Eugene

	IP	H	R	ER	BB	SO
Wagner (W, 1-0)	9.0	7	1	1	2	5

**T:** 1:55    **Att:** 3,451

## Eugene Emeralds 5, Tacoma Cubs 4 Game Two - September 3, 1969

	1	2	3	4	5	6	7	8	9	R	H	E
Tacoma	0	0	0	1	1	0	0	2	0	4	8	2
Eugene	0	1	0	2	0	0	1	0	1	5	7	0

Tacoma	AB	R	H	RBI	Eugene	AB	R	H	RBI
Montreuil, 2B	5	0	1	0	Bowa, SS	4	0	0	0
Bladt, LF	5	0	0	0	Doyle, 2B	4	0	0	0
Pointer, CF	2	2	1	0	Hutto, RF-1B4	4	0	0	0
Skidmore, 1B	4	1	2	0	Emery, 1B	3	0	1	0
Dunegan, RF	4	0	1	2	Compton, PR0	0	0	0	0
Bobb, C	4	0	2	1	Reams, RF	0	0	0	0
Lung, 3B	4	0	1	0	Lis, LF	3	2	1	0
Metzger, SS	3	1	0	0	Reid, CF	4	2	2	2
Colborn, P	1	0	0	0	Buchek, 3B	2	1	1	2
McMath, PH	1	0	0	0	Edwards, C	3	0	1	0
Sherrod, P	0	0	0	0	James, P	3	0	1	1
Pena, PH	1	0	0	0	Messery, P	0	0	0	0
LeMay, P	0	0	0	0	<b>Totals</b>	<b>30</b>	<b>5</b>	<b>7</b>	<b>5</b>
<b>Totals</b>	<b>34</b>	<b>4</b>	<b>8</b>	<b>3</b>					

None out when winning run scored.

### BATTING

**2B:** Skidmore, James

**3B:** Reid

**HR:** Reid

**SB:** Pointer

**SF:** Buchek

**LOB:** Tacoma 7, Eugene 4

### FIELDING

**E:** Lung, Pointer

**DP:** Eugene, 1

### Tacoma

	IP	H	R	ER	BB	SO
Colborn	4.0	3	3	2	2	2
Sherrod	2.0	0	0	0	0	1
LeMay (L, 0-1)	2.0	4	2	1	0	2

### Eugene

	IP	H	R	ER	BB	SO
James	7.2	8	4	4	2	6
Messery (W, 1-0)	1.1	0	0	0	1	0

**HBP:** By James (Pointer)    **PB:** Bobb    **WP:** James 3

**T:** 2:00    **Att:** 4,317

# THE 1969 CUBS: TACOMA CLAIMS PCL WITH COMEBACK OVER EUGENE (CONTINUED)

## Tacoma Cubs 2, Eugene Emeralds 1 Game Three - September 4, 1969

	1	2	3	4	5	6	7	8	9	R	H	E
Eugene	0	1	0	0	0	0	0	0	0	1	3	0
Tacoma	0	1	0	0	0	0	1	0	x	2	5	2

Eugene	AB	R	H	RBI	Tacoma	AB	R	H	RBI
Bowa, SS	4	0	0	0	Montreuil, 2B	4	0	1	0
Doyle, 2B	4	0	1	0	Bladt, LF	4	0	0	0
Hutto, RF	4	0	0	0	Pointer, CF	3	0	0	0
Emery, 1B	2	1	0	0	Skidmore, 1B	3	1	1	0
Lis, LF	4	0	1	0	Dunegan, RF	3	1	1	1
Reid, CF	2	0	1	0	Bobb, C	3	0	1	0
Buchek, 3B	4	0	0	0	Lung, 3B	3	0	0	1
Edwards, C	3	0	0	0	Metzger, SS	3	0	0	0
Lersch, P	3	0	0	0	Decker, P	2	0	1	0
<b>Totals</b>	<b>30</b>	<b>1</b>	<b>3</b>	<b>0</b>	LeMay, P	1	0	0	0
					<b>Totals</b>	<b>29</b>	<b>2</b>	<b>5</b>	<b>2</b>

### BATTING

2B: Skidmore

HR: Dunegan

SB: Bladt, Montreuil

### FIELDING

E: Metzger 2

Eugene	IP	H	R	ER	BB	SO
Lersch (L, 0-1)	8.0	5	2	2	0	9

Tacoma	IP	H	R	ER	BB	SO
Decker (W, 1-0)	7.2	3	1	1	5	8
LeMay (S, 1)	1.1	0	0	0	0	1

WP: Decker 2

T: 1:57 Att: 2,433

## Tacoma Cubs 2, Eugene Emeralds 0 Game Four - September 5, 1969

	1	2	3	4	5	6	7	8	9	R	H	E
Eugene	0	0	0	0	0	0	0	0	0	0	2	0
Tacoma	2	0	0	0	0	0	0	0	x	2	8	2

Eugene	AB	R	H	RBI	Tacoma	AB	R	H	RBI
Bowa, SS	3	0	0	0	Montreuil, 2B	4	0	0	0
Doyle, 2B	4	0	0	0	Bladt, LF	4	1	3	0
Hutto, RF	4	0	1	0	Pointer, CF	2	1	1	0
Emery, 1B	3	0	0	0	Skidmore, 1B	4	0	0	0
Lis, LF	3	0	0	0	Dunegan, RF	3	0	1	0
Reid, CF	3	0	0	0	Bobb, C	3	0	1	2
Buchek, 3B	3	0	0	0	Lung, 3B	4	0	1	0
Edwards, C	3	0	1	0	Metzger, SS	3	0	1	0
Colton, P	0	0	0	0	Reynolds, P	3	0	0	0
Rounsville, P	2	0	0	0	<b>Totals</b>	<b>30</b>	<b>2</b>	<b>8</b>	<b>2</b>
Reams, PH	1	0	0	0					
Messery, P	0	0	0	0					
<b>Totals</b>	<b>29</b>	<b>0</b>	<b>2</b>	<b>0</b>					

### BATTING

SB: Bladt, Dunegan

S: Pointer

LOB: Eugene 3, Tacoma, 8

Eugene	IP	H	R	ER	BB	SO
Colton (L, 0-1)	0.2	2	2	2	2	0
Rounsville	6.1	5	0	0	0	3
Messery	1.0	1	0	0	1	0

Tacoma	IP	H	R	ER	BB	SO
Reynolds (W, 1-0)	9.0	2	0	0	1	6

T: 1:50

Att: 3,852

## Tacoma Cubs 2, Eugene Emeralds 0 Game Five - September 6, 1969

	1	2	3	4	5	6	7	8	9	R	H	E
Tacoma	0	0	0	1	0	0	1	0	0	2	6	0
Eugene	0	0	0	0	0	0	0	0	0	0	7	3

Tacoma	AB	R	H	RBI	Eugene	AB	R	H	RBI
Montreuil, 2B	4	0	1	0	Bowa, SS	4	0	1	0
Bladt, LF	4	0	1	0	Doyle, 2B	4	0	0	0
Pointer, CF	3	0	0	0	Hutto, RF	4	0	1	0
Skidmore, 1B	4	1	1	0	Emery, 1B	4	0	2	0
Dunegan, RF	4	0	0	0	Lis, LF	3	0	0	0
Bobb, C	3	0	0	1	Reid, CF	3	0	1	0
Lung, 3B	3	1	1	0	Buchek, 3B	4	0	0	0
Metzger, SS	3	0	2	0	Edwards, C	4	0	0	0
Colborn, P	1	0	0	0	Wagner, P	2	0	2	0
Lemons, P	0	0	0	0	Coward, PH	1	0	0	0
Church, P	0	0	0	0	James, P	0	0	0	0
McMath, PH	1	0	0	0	<b>Totals</b>	<b>33</b>	<b>0</b>	<b>7</b>	<b>0</b>
LeMay, P	0	0	0	0					
<b>Totals</b>	<b>30</b>	<b>2</b>	<b>6</b>	<b>1</b>					

### BATTING

2B: Montreuil, Lung, Emery

S: Colborn

SF: Bobb

LOB: Tacoma 5, Eugene 8

### FIELDING

E: Hutto, Buchek, Lis

DP: Eugene, 2

Tacoma	IP	H	R	ER	BB	SO
Colborn (W, 1-0)	5.0	7	0	0	0	3
Lemons	0.1	0	0	0	1	0
Church	0.2	0	0	0	1	0
LeMay (S, 2)	3.0	0	0	0	0	2

Eugene	IP	H	R	ER	BB	SO
Wagner (L, 1-1)	7.0	6	2	0	2	4
James	2.0	0	0	0	0	4

FRONT OFFICE

CHENEY STADIUM

COACHES/STAFF

2015 RAINIERS

2014 SEASON REVIEW

OPPONENTS

HISTORY & RECORDS

MEDIA & MISC.

# THE 1971 CUBS: SALT LAKE TOPS TACOMA IN FINAL

Just two seasons after winning the PCL title, the Tacoma Cubs returned to the Championship Series in 1971. This time, the Cubs fell to the Salt Lake Angels, three games to one.

Tacoma went 78-65 and won the four-team Northern Division by 6.5 games over second-place Portland. The Angels were winners in the Southern Division, going 78-68 to take the title by three games over Phoenix.

Host Salt Lake City trailed in the opener, 7-6, before erupting for seven runs in the bottom of the eighth inning on the way to a 13-7 win. It was considered an upset – the Angels scored ten runs off Tacoma ace Burt Hooton, who had set the PCL single-game strikeout record with a 19-K performance earlier in the season.

Tacoma starter Jim Colborn evened the series by tossing a complete-game, ten-inning gem in Game Two. Pat Bourque's ground-ball double down the first base line drove in the go-ahead run in the top of the tenth. Tacoma beat Salt Lake's Archie Reynolds – who helped Tacoma win the crown just two years prior.

The Angels used the long ball to take Games Three and Four – and the series – at Cheney Stadium. Salt Lake catcher Art Kusnyer launched a three-run shot off Tacoma starter Larry Gura in the first inning of the third game, helping Salt Lake to a 7-3 win. In Game Four, former Tacoma Cubs outfielder Greg Goossen did the damage with a three-run homer in the opening inning off the Cubs Roberto Rodriguez.

Tacoma played the series without slugger Adrian Garrett, who hit a franchise record 43 home runs during the regular season before being sold to Oakland on August 31. His replacement Bill McNulty went 7-for-14 with three home runs and seven RBI in the series.

## Salt Lake City Angels 13, Tacoma Cubs 7 Game One - September 2, 1971

	1	2	3	4	5	6	7	8	9	R	H	E
Tacoma	0	1	0	1	5	0	0	0	0	7	9	1
Salt Lake	1	2	0	0	0	1	2	7	x	13	15	2

Tacoma	AB	R	H	RBI	Salt Lake	AB	R	H	RBI
Ortiz, CF	5	1	2	0	Feldman, RF	4	3	4	3
Coggins, 2B	5	0	1	1	Llenas, 3B	4	2	2	2
Blanco, LF	5	1	1	0	Silverio, CF	3	2	2	1
Bourque, 1B	3	3	1	1	Vinson, 1B	4	2	2	3
Fanzone, 3B	2	1	1	1	Goossen, LF	5	0	1	3
McNulty, RF	4	1	2	3	Parker, 2B	4	1	2	0
Breedon, C	3	0	1	1	Kusnyer, C	5	1	2	1
McFadden, SS	3	0	0	0	Oyler, SS	2	0	0	0
Hooton, P	4	0	0	0	Bennett, PH	1	0	0	0
Rodriguez, P	0	0	0	0	Engelhardt, P	0	0	0	0
Stephenson, P	0	0	0	0	Bigone, PH	0	1	0	0
Zahn, P	0	0	0	0	Lasher, P	0	0	0	0
<b>Totals</b>	<b>34</b>	<b>7</b>	<b>9</b>	<b>7</b>	Lange, P	2	0	0	0
					Cox, P	0	0	0	0
					Shank, P	0	0	0	0
					Phillips, PH	1	0	0	0
					Arcia, SS	1	1	0	0
					<b>Totals</b>	<b>36</b>	<b>13</b>	<b>15</b>	<b>13</b>

### BATTING

**2B:** Ortiz, Coggins, Blanco, Bourque, Llenas 2, Feldman 2, Silverio, Goossen  
**3B:** Parker  
**HR:** McNulty, Vinson  
**LOB:** Tacoma 8, Salt Lake City 6

### FIELDING

**E:** Ortiz, Parker, Oyler  
**DP:** Tacoma 2, Salt Lake City 3

Tacoma	IP	H	R	ER	BB	SO
Hooton (L, 0-1)	7.1	14	10	10	3	10
Rodriguez	0.0	0	1	1	1	0
Stephenson	0.0	0	2	2	2	0
Zahn	0.2	1	0	0	0	1

Salt Lake	IP	H	R	ER	BB	SO
Lange	4.1	6	4	4	4	6
Cox	0.0	3	3	3	0	0
Shank	1.2	0	0	0	0	1
Engelhardt (W, 1-0)	2.0	0	0	0	1	3
Lasher	1.0	0	0	0	0	0

## Tacoma Cubs 2, Salt Lake City Angels 1 Game Two - September 3, 1971

	1	2	3	4	5	6	7	8	9	10	R	H	E
Tacoma	0	1	0	0	0	0	0	0	0	1	2	8	1
Salt Lake	1	0	0	0	0	0	0	0	0	0	1	5	1

Tacoma	AB	R	H	RBI	Salt Lake	AB	R	H	RBI
Ortiz, CF	5	0	1	0	Feldman, RF	3	1	1	0
Coggins, 2B-SS	5	1	1	0	Llenas, 3B	5	0	1	0
Blanco, LF	5	0	1	0	Silverio, CF	5	0	1	0
Bourque, 1B	3	1	1	1	Vinson, 1B	3	0	0	1
Fanzone, 3B	5	0	1	0	Goossen, LF	3	0	1	0
McNulty, RF	4	0	2	1	Parker, 2B	4	0	1	0
Hibbs, C	3	0	1	0	Kusnyer, C	4	0	0	0
McFadden, SS	2	0	0	0	Oyler, SS	3	0	0	0
Rickey, PH	1	0	0	0	Bennett, PH	1	0	0	0
Montreuil, 2B	1	0	0	0	Arcia, SS	0	0	0	0
Colborn, P	4	0	0	0	Reynolds, P	4	0	0	0
<b>Totals</b>	<b>38</b>	<b>2</b>	<b>8</b>	<b>2</b>	<b>Totals</b>	<b>35</b>	<b>1</b>	<b>5</b>	<b>1</b>

### BATTING

**2B:** Fanzone, Hibbs, McNulty, Coggins, Bourque, Goossen, Llenas, Feldman  
**SB:** Silverio, Vinson  
**LOB:** Tacoma 9, Salt Lake City 8

### FIELDING

**E:** McNulty, Parker  
**DP:** Salt Lake City 1

Tacoma	IP	H	R	ER	BB	SO
Colborn (W, 1-0)	10.0	5	1	1	4	11

Salt Lake City	IP	H	R	ER	BB	SO
Reynolds (L, 0-1)	10.0	8	2	2	3	10

**BK:** Reynolds HBP; McFadden (by Reynolds)  
**T:** 2:27 **Att:** 3,776

FRONT OFFICE

CHENEY STADIUM

COACHES/STAFF

2015 RAINIERS

2014 SEASON REVIEW

OPPONENTS

HISTORY & RECORDS

MEDIA & MISC.

## THE 1971 CUBS: SALT LAKE TOPS TACOMA IN FINAL

### Salt Lake City Angels 7, Tacoma Cubs 3 Game Three - September 4, 1971

	1	2	3	4	5	6	7	8	9	R	H	E
Salt Lake	4	0	1	1	0	0	0	0	1	7	7	2
Tacoma	2	0	1	0	0	0	0	0	0	3	10	3

Salt Lake	AB	R	H	RBI	Tacoma	AB	R	H	RBI
Feldman, 1B	2	1	1	0	Ortiz, CF	4	2	2	0
Silverio, CF	3	1	2	0	Montreuil, 2B	5	1	1	0
Llenas, 3B	5	0	0	1	Rickey, P	0	0	0	0
Goossen, LF	4	2	1	1	Blanco, LF	5	0	2	1
Phillips, PR-LF	0	1	0	0	Bourque, 1B	5	0	1	2
Parker, 2B	3	1	1	1	Fanzone, 3B	5	0	3	0
Kusnyer, C	5	1	1	3	McNulty, RF	2	0	0	0
Floyd, RF	4	0	0	1	Hibbs, C	4	0	0	0
Oyler, SS	5	0	0	0	McFadden, SS	5	0	1	0
Washburn, P	2	0	0	0	Gura, P	1	0	0	0
Lasher, P	2	0	1	0	Todd, P	0	0	0	0
<b>Totals</b>	<b>35</b>	<b>7</b>	<b>7</b>	<b>7</b>	<b>Coggins, PH, 2B</b>	<b>1</b>	<b>0</b>	<b>0</b>	<b>0</b>
					<b>Totals</b>	<b>37</b>	<b>3</b>	<b>10</b>	<b>3</b>

#### BATTING

**2B:** Ortiz 2, McFadden, Fanzone

**HR:** Kusnyer, Goossen

**SB:** Parker

**S:** Parker, Feldman

**LOB:** Salt Lake City 10, Tacoma 14

#### FIELDING

**E:** Goossen, Parker, Fanzone 2, Hibbs

**DP:** Salt Lake City 1

Salt Lake	IP	H	R	ER	BB	SO
Washburn	4.2	8	3	3	2	1
Lasher (W, 1-0)	4.1	2	0	0	3	4
Tacoma	IP	H	R	ER	BB	SO
Gura (L, 0-1)	2.1	4	5	5	2	1
Todd	5.2	3	1	1	3	4
Rickey	1.0	0	1	0	0	2

**HBP:** Ortiz (by Washburn) McNulty (by Lasher)

**WP:** Gura

**T:** 2:53 **Att:** 5,119

### Salt Lake City Angels 6, Tacoma Cubs 4 Game Four - September 5, 1971

	1	2	3	4	5	6	7	8	9	R	H	E
Salt Lake	3	0	0	0	1	2	0	0	0	6	8	1
Tacoma	1	0	0	0	0	1	0	2	4	7	0	

Salt Lake	AB	R	H	RBI	Tacoma	AB	R	H	RBI
Feldman, RF	5	2	2	0	Ortiz, CF	3	1	1	0
Llenas, 2B	3	0	0	0	Montreuil, 2B	4	0	0	0
Silverio, CF	4	0	2	1	Colborn, P	0	0	0	0
Vinson, 1B	3	1	0	0	Bourque, 1B	4	0	2	1
Goossen, LF	4	1	1	3	Fanzone, 3B	4	1	1	0
Phillips, CF	0	0	0	0	McNulty, RF	4	2	3	3
Parker, 2B	4	0	0	0	Blanco, LF	4	0	0	0
Kusnyer, C	4	1	1	0	Breeden, C	3	0	0	0
Oyler, SS	4	1	1	2	McFadden, SS	4	0	0	0
Bennett, P	3	0	1	0	Rodriguez, P	1	0	0	0
Reynolds, P	1	0	0	0	Coggins, PH-2B	1	0	0	0
<b>Totals</b>	<b>35</b>	<b>6</b>	<b>8</b>	<b>6</b>	<b>Totals</b>	<b>32</b>	<b>4</b>	<b>7</b>	<b>4</b>

#### BATTING

**2B:** Bourque

**HR:** Goossen, Oyler, McNulty 2

**SB:** Ortiz

**LOB:** Salt Lake City 4, Tacoma 7

#### FIELDING

**E:** Llenas

**DP:** Salt Lake City 2

Salt Lake	IP	H	R	ER	BB	SO
Bennett (W, 1-0)	6.1	5	2	2	2	3
Reynolds	2.2	2	2	2	1	2

Tacoma	IP	H	R	ER	BB	SO
Rodriguez (L, 0-1)	8.0	8	6	6	2	5
Colborn	1.0	0	0	0	0	2

**WP:** Rodriguez

**PB:** Breeden

**T:** 2:01 **Att:** 2,009

## THE 1978 YANKEES: PCL PLAYOFFS WASHED OUT

The 1978 Tacoma Yankees, along with the Albuquerque Dukes, were named Pacific Coast League "Co-Champions" in one of the stranger episodes in league history. Foul weather in the Pacific Northwest delayed the proceedings for so long that the league - under threat from Albuquerque - decided to cancel the playoffs.

The close of the Yankees regular season at Cheney Stadium provided a glimpse of what was to come, when the final two regular season doubleheaders were both washed away.

The weather cleared for the Yankees to face the Portland Beavers in the first game of the best-of-five Northern Division playoffs on September 2. Tacoma won the opener, 10-8, and then took the second game 5-4 in conditions that the Tacoma News Tribune described as "wet, muddy, and otherwise awful."

The third game was rained out in Portland - but the Beavers were able to win the next two games, forcing a decisive Game Five on Thursday night at Civic Stadium.

Meanwhile, the Dukes had swept the Southern Division series with a win in Salt Lake City on Monday. The Albuquerque club was waiting in Salt Lake City to see if they would fly to Tacoma or Portland to open the PCL Championship Series.

Thursday night's game was rained out, and on Friday night the stadium in Portland was booked for another event. When the game was rescheduled for Saturday, September 9, the Dukes and their parent club, the Los Angeles Dodgers, threatened to forget the whole thing and go home. The Dodgers were in a pennant race in the National League West and needed to call up players.

Albuquerque was convinced to wait until Saturday night. When the Yankees and Beavers met at Civic Stadium, PCL Umpire-In-Chief Randy Marsh walked the grounds and declared the field unplayable.

At that point, PCL President Roy Jackson ruled Tacoma and Albuquerque "Co-Champions," much to the public dismay of Portland owner Leo Ornstein. The league favored Tacoma over Portland based upon regular-season record: the Yankees went 80-57 compared to Portland's 76-62.

Once the series was cancelled, the New York Yankees called up Tacoma's Brian Doyle, Larry McCall, and Jerry Narron for the now-legendary pennant race against Boston.

Tacoma Yankees fans got a bit of revengeful satisfaction when Doyle helped the New York Yankees beat the Dodgers in the World Series.

# THE 1981 TIGERS: TACOMA SWEPT BY ALBUQUERQUE'S BEST

The 1981 Tacoma Tigers advanced to the playoffs by winning the Northern Division in the second half of the PCL's new split-season format. The Tigers beat first half division winner Hawaii in a best-of-three series, two games to one.

Following the decisive Game Three victory in Honolulu, the Tigers took a red-eye flight that departed Hawaii at 2:00am. After a delayed connecting flight through Los Angeles, the team landed at SeaTac at 3:45pm – just over three hours away from the first pitch of Game One of the PCL Championship Series, against Albuquerque.

The Tigers came out flat in Game One after 14 hours of travel, and a well-rested Dukes team that had a first-round bye coasted to a 5-1 victory. Dukes starter Ted Power struck out ten batters over seven strong innings. Tired Tacoma pitchers issued six walks in the game, and the Tigers made a pair of errors.

Game Two was a tighter game until a controversial call by umpire Dana DeMuth helped the Dukes break it open. Albuquerque led 4-3 in the sixth inning when Tack Wilson was ruled safe at second base on a two-out steal attempt, although Tigers manager Ed Nottle vigorously argued that he was out. Two runs scored after the play.

The series moved to Sports Stadium in Albuquerque for Game Three, and the Dukes completed the three-game sweep with a 9-2 blasting of the Tigers. Candy Maldonado hit a pair of triples for the Dukes, and Brian Holton tossed a complete-game three-hitter. Mark Budaska's two-run homer was Tacoma's only offense.

Maldonado had a big series for Albuquerque, going 5-for-10 with all five hits netting extra bases: he hit two doubles, two triples, and a home run.

Tacoma was jet-lagged for the series, but outfielder Jim Nettles credited the Dukes – the 1981 Dukes are considered one of the best teams in Albuquerque's history, posting a record of 94-38, and they had a Triple Crown winner in Mike Marshall.

"This team is just awesome," said Nettles. "It's no fluke that they won."

## Albuquerque Dukes 5, Tacoma Tigers 1 Game One - September 4, 1981

	1	2	3	4	5	6	7	8	9	R	H	E
Albuquerque	0	0	0	0	1	1	1	1	1	5	11	1
Tacoma	0	0	0	0	0	0	0	1	0	1	7	2

Albuquerque	AB	R	H	RB	I	Tacoma	AB	R	H	RB	I
Wilson, DH	3	1	1	0	0	Sexton, SS	4	1	2	0	0
Law, LF	5	0	2	1	0	Cox, 2B	4	0	1	1	0
Perconte, 2B	2	1	1	0	0	Bryant, LF	3	0	0	0	0
Marshall, 1B	5	0	0	0	0	Page, DH	4	0	1	0	0
Maldonado, RF	3	1	2	0	0	Budaska, RF	3	0	1	0	0
Weiss, SS	3	1	2	1	0	Bell, 3B	4	0	0	0	0
Mitchell, CF	5	0	1	0	0	Nettles, CF	3	0	0	0	0
Caughey, 3B	3	0	0	1	0	Kearney, C	4	0	0	0	0
Crow, C	4	1	2	1	0	Gelfarb, 1B	4	0	2	0	0
<b>Totals</b>	<b>33</b>	<b>5</b>	<b>11</b>	<b>4</b>	<b>0</b>	<b>Totals</b>	<b>33</b>	<b>1</b>	<b>7</b>	<b>1</b>	<b>0</b>

### BATTING

**2B:** Maldonado 2, Sexton 2, Page, Cox

**SB:** Law, Crow

**SF:** Caughey

**S:** Weiss, Perconte

**LOB:** Albuquerque 11, Tacoma 8

### FIELDING

**E:** Caughey, Bell, Kearney

**DP:** Albuquerque 1, Tacoma 2

Albuquerque	IP	H	R	ER	BB	SO
Power (W, 1-0)	7.0	7	1	1	3	10
Shirley	2.0	0	0	0	0	2

Tacoma	IP	H	R	ER	BB	SO
Lysander (L, 0-1)	6.2	8	3	3	4	7
Minetto	1.1	2	1	0	1	2
Mustad	0.2	1	1	1	1	0
Abraham	0.1	0	0	0	0	1

**HBP:** Maldonado (by Lysander)

**WP:** Lysander

**T:** 3:09 **Att:** 2,022

## Albuquerque Dukes 8, Tacoma Tigers 4 Game Two - September 5, 1981

	1	2	3	4	5	6	7	8	9	R	H	E
Albuquerque	0	0	2	2	0	2	2	0	0	8	9	1
Tacoma	0	0	0	2	1	0	0	0	1	4	10	2

Albuquerque	AB	R	H	RB	I	Tacoma	AB	R	H	RB	I
Wilson, DH	4	1	1	2	0	Sexton, SS	5	1	2	1	0
Law, LF	3	0	0	0	0	Cox, 2B	4	0	1	0	0
Perconte, 2B	4	1	0	0	0	Bryant, LF	4	1	1	0	0
Marshall, 1B	4	1	2	1	0	Page, DH	4	0	1	1	0
Maldonado, RF	4	1	1	2	0	Budaska, RF	3	0	0	0	0
Weiss, SS	4	1	1	0	0	Bell, 3B	4	0	0	0	0
Fobbs, 3B	4	1	3	1	0	Nettles, CF	4	0	1	0	0
Caughey, 3B	5	1	1	0	0	Kearney, C	4	1	2	0	0
Mitchell, CF	5	1	1	0	0	Gelfarb, 1B	4	1	2	0	0
Crow, C	2	0	0	1	0						
<b>Totals</b>	<b>35</b>	<b>8</b>	<b>9</b>	<b>7</b>	<b>0</b>	<b>Totals</b>	<b>36</b>	<b>4</b>	<b>10</b>	<b>2</b>	<b>0</b>

### BATTING

**2B:** Fobbs 2, Mitchell, Kearney, Cox, Gelfarb, Sexton, Wilson, Marshall

**HR:** Maldonado

**SB:** Law, Wilson

**SF:** Crow

**LOB:** Albuquerque 9, Tacoma 7

### FIELDING

**E:** Lung, Pointer

**DP:** Eugene, 1

Tacoma	IP	H	R	ER	BB	SO
Colborn	4.0	3	3	2	2	2
Sherrod	2.0	0	0	0	0	1
LeMay (L, 0-1)	2.0	4	2	1	0	2

Eugene	IP	H	R	ER	BB	SO
James	7.2	8	4	4	2	6
Messery (W, 1-0)	1.1	0	0	0	1	0

**HBP:** By James (Pointer) **PB:** Bobb **WP:** James 3

**T:** 2:00 **Att:** 4,317



## THE 1981 TIGERS: TACOMA SWEEP BY ALBUQUERQUE'S BEST (CONTINUED)

### Albuquerque Dukes 9, Tacoma Tigers 2

Game Three - September 6, 1981

	1	2	3	4	5	6	7	8	9	R	H	E
Tacoma	0	0	0	0	0	0	2	0	0	2	3	2
Albuquerque	0	0	1	1	3	0	3	1	x	9	13	1

Tacoma	AB	R	H	RBI	Albuquerque	AB	R	H	RBI
Sexton, SS	4	0	1	0	Wilson, DH	4	1	2	0
Cox, 2B	3	1	0	0	Law, LF	5	1	3	3
Bryant, LF	4	0	0	0	Perconte, 2B	5	2	2	1
Page, DH	4	0	0	0	Marshall, 1B	4	1	1	0
Budaska, RF	4	1	2	2	Maldonado, RF	3	1	2	1
Bell, 3B	2	0	0	0	Weiss, SS	4	1	2	3
Nettles, CF	3	0	0	0	Mitchell, CF	3	0	0	1
Kearney, C	3	0	0	0	Caughy, 3B	4	0	0	0
Gelfarb, 1B	3	0	0	0	Crow, C	4	2	1	0
<b>Totals</b>	<b>30</b>	<b>2</b>	<b>3</b>	<b>2</b>	<b>Totals</b>	<b>36</b>	<b>9</b>	<b>13</b>	<b>9</b>

#### BATTING

**3B:** Maldonado 2

**HR:** Budaska, Weiss

**SB:** Cox, Perconte

**S:** Wilson

**LOB:** Tacoma 3, Albuquerque 7

#### FIELDING

**E:** Budaska, Gelfarb, Perconte

**DP:** Albuquerque 1, Tacoma 1

Tacoma	IP	H	R	ER	BB	SO
Thomas (L, 0-1)	4.1	7	5	4	2	2
Buice	2.0	4	3	3	1	3
Abraham	1.2	2	1	1	0	0

Albuquerque	IP	H	R	ER	BB	SO
Holton (W, 1-0)	9.0	3	2	2	2	5

**WP:** Thomas

**T:** 2:43     **Att:** 5,140

## THE 2001 RAINIERS: ATTACKS SCRAP SERIES AGAINST NEW ORLEANS

In 2001 the Seattle Mariners tied the major league record by winning 116 games, and the Triple-A Tacoma Rainiers followed in their footsteps, going 85-59 to win the Northern Division by 12.5 games over second-place Calgary.

Led by PCL Pitcher of the Year Denny Stark (14-2, 2.37), the Rainiers topped the league with a 3.74 team ERA. The offense - anchored by Juan Thomas, Ramon Vazquez, Chad Alexander and Todd Betts - finished fifth in the league in runs scored.

Tacoma played Southern Division champion Sacramento and won the series, 3-2, despite falling behind in the series, 2-1. The Rainiers won two straight road games to stun the RiverCats and advance to the championship series. Thomas, Alexander, and Jermaine Clark each homered while Brian Falkenberg tossed six shutout innings in Tacoma's 6-3 Game Five victory.

Tacoma flew to New Orleans to open the PCL Championship Series against the American Conference champions, with Stark set to pitch Game One of the series on the night of September 11. The game and the entire series were cancelled in the aftermath of the September 11 terrorist attacks in New York City and Washington D.C.

The PCL league office announced that Tacoma and New Orleans would be declared "Co-Champions" for 2001.

FRONT  
OFFICE

CHENEY  
STADIUM

COACHES/  
STAFF

2015 RAINIERS

2014 SEASON  
REVIEW

OPPONENTS

HISTORY  
&  
RECORDS

MEDIA  
&  
MISC.

# THE 2005 RAINIERS: CRUZ, NASHVILLE TOO POWERFUL FOR TACOMA

After a tense pennant race and a tight division series, the 2005 Tacoma Rainiers fell apart in the PCL Championship Series and were swept by Nashville in three straight games.

Tacoma (80-64) clinched the Northern Division on the second-to-last day of the season, eliminating hard-charging Salt Lake. The Stingers won their final nine games of the season and finished just one game behind Tacoma.

The Rainiers opened the best-of-five division series at home against Sacramento, and lost the first two games. Moving to Raley Field, Tacoma won three straight games to advance to the finals.

Game Five of the Sacramento series was an epic battle. Tacoma starter Chris Buglovsky tossed 7.1 shutout innings, and Tacoma took a 2-0 lead into the bottom of the ninth inning when Sacramento's Jermaine Clark – a former Rainiers infielder – hit a two-out, two-strike, two-run homer off Tacoma closer Emiliano Fruto to tie the game. Tacoma scored three runs in the top of the 11th inning on a go-ahead RBI single by Ryan Christianson, and a two-out, two-run single by Asdrubal Cabrera. Sacramento loaded the bases in the bottom of the 11th, but Sean Green struck out Jack Cust to close out a 5-2 Rainiers win.

The Rainiers faced Nashville (75-69) in the PCL Championship Series, which opened at Greer Stadium on September 13. Nashville hit five home runs and won the opening game, 8-6. In Game Two, Tacoma made a season-high five errors and lost, 11-5.

The series moved to Cheney Stadium for Game Three, and the two teams played deep into the night. Finally, after four hours of play, a two-out error extended the top of the 13th inning and Nelson Cruz took advantage, launching a tape-measure three-run homer to give Nashville a 5-2 win, and a series sweep.

Cruz was named Most Valuable Player of the series, going 6-for-13 with three home runs and eight RBI.

## Nashville Sounds 8, Tacoma Rainiers 6 Game One - September 13, 2005

	1	2	3	4	5	6	7	8	9	R	H	E
Tacoma	2	0	0	0	2	1	0	1	0	6	15	0
Nashville	0	1	0	3	2	2	0	0	x	8	12	0

Tacoma	AB	R	H	RBI	BB	SO
Choo, S, LF	4	2	3	0	1	0
Leone, 3B	4	1	1	2	0	1
Nunez, RF	4	0	2	1	0	0
Gonzalez, DH	5	1	2	1	0	2
Garcia-parra, PR-DH	0	0	0	0	0	0
Rifkin, 1B	5	0	3	0	0	0
Brown, 2B	4	1	0	0	1	1
Bohn, T, CF	4	1	2	1	0	0
Rivera, C	4	0	1	0	0	1
Cabrera, A, SS	4	0	1	1	0	1
<b>Totals</b>	<b>38</b>	<b>6</b>	<b>15</b>	<b>6</b>	<b>2</b>	<b>6</b>

1-Ran for Gonzalez in the 9th

### BATTING

**2B:** Choo, S (1, Hendrickson)

**HR:** Gonzalez (1, 1st inning off Hendrickson, 0 on, 2 out), Leone (1, 5th inning off Hendrickson, 1 on, 0 out), Bohn, T (1, 6th inning off Evert, 0 on, 0 out)

**TB:** Choo, S 4; Leone 4; Nunez 2; Gonzalez 5; Rifkin 3; Bohn, T 5; Rivera; Cabrera, A

**RBI:** Nunez (1), Gonzalez (1), Leone 2 (2), Bohn, T (1), Cabrera, A (1)

**2-out RBI:** Gonzalez; Cabrera, A

**Runners left in scoring position, 2 out:** Leone 2; Brown 2  
**S:** Leone **SF:** Nunez **GIDP:** Gonzalez

**Team LOB:** 9

### BASERUNNING

**SB:** Bohn, T (1, 2nd base off Hendrickson/Rivera), Nunez (1, 2nd base off Hendrickson/Rivera)

Tacoma	IP	H	R	ER	BB	SO	HR
Livingston, B (L, 0-1)	5.0	8	6	6	0	5	5
Baek	3.0	4	2	2	0	2	0
<b>Totals</b>	<b>8.0</b>	<b>12</b>	<b>8</b>	<b>8</b>	<b>0</b>	<b>7</b>	<b>5</b>

**Ground outs-fly outs:** Livingston, B 4-6, Baek 0-7, Hendrickson 7-4, Evert 0-3, Zumwalt 2-0, Stetter 0-1, Adams 1-2  
**Batters faced:** Livingston, B 23, Baek 13, Hendrickson 24, Evert 8, Zumwalt 4, Stetter 1, Adams 5

**Inherited runners-scored:** Stetter 1-0

**Umpires:** HP: Dave Aschwege 1B: Jack Samuels. 2B: Kevin Kelley. 3B: Ramon Armaridaz

**Weather:** 81 degrees, clear **Wind:** 7 mph, R to L **T:** 2:48 **Att:** 4,091

Nashville	AB	R	H	RBI	BB	SO
Durrington, 1B	4	0	1	1	0	1
Krynzel, CF	4	0	0	0	0	1
Rottino, V, 3B	4	1	2	0	0	1
Zuniga, DH	4	2	2	3	0	0
Cruz, N, RF	4	2	2	2	0	0
Rivera, C	4	1	1	1	0	1
Knox, LF	4	0	0	0	0	2
Barnwell, 2B	4	1	2	0	0	0
Scarborough, SS	4	1	2	1	0	1
<b>Totals</b>	<b>36</b>	<b>8</b>	<b>12</b>	<b>8</b>	<b>0</b>	<b>7</b>

### BATTING

**2B:** Scarborough (1, Baek)

**HR:** Cruz, N 2 (2, 2nd inning off Livingston, B, 0 on, 1 out; 4th inning off Livingston, B, 0 on, 0 out), Zuniga 2 (2, 4th inning off Livingston, B, 0 on, 0 out; 5th inning off Livingston, B, 1 on, 2 out), Rivera (1, 4th inning off Livingston, B, 0 on, 0 out)

**TB:** Durrington; Rottino, V 2; Zuniga 8; Cruz, N 8; Rivera 4; Barnwell 2; Scarborough 3

**RBI:** Cruz, N 2 (2), Zuniga 3 (3), Rivera (1), Scarborough (1), Durrington (1)

**2-out RBI:** Zuniga 2; Scarborough; Durrington

**Runners left in scoring position, 2 out:** Rottino, V; Krynzel

**Team LOB:** 4

### BASERUNNING

**SB:** Durrington (1, 2nd base off Baek/Rivera)

### FIELDING

**DP:** (Scarborough-Barnwell-Durrington)

Nashville	IP	H	R	ER	BB	SO	HR
Hendrickson (W, 1-0)	5.0	9	4	4	1	4	2
Evert	2.0	3	1	1	0	2	1
Zumwalt	0.2	1	1	1	1	0	0
Stetter	0.1	0	0	0	0	0	0
Adams (S, 1)	1.0	2	0	0	0	0	0
<b>Totals</b>	<b>9.0</b>	<b>15</b>	<b>6</b>	<b>6</b>	<b>2</b>	<b>6</b>	<b>3</b>

# THE 2005 RAINIERS: CRUZ, NASHVILLE TOO POWERFUL FOR TACOMA

## Nashville Sounds 11, Tacoma Rainiers 5 Game Two - September 14, 2005

	1	2	3	4	5	6	7	8	9	R	H	E
Tacoma	2	0	0	0	1	2	0	0	0	5	7	5
Nashville	1	3	3	2	0	0	0	2	x	11	13	0

Tacoma	AB	R	H	RBI	BB	SO
Choo, LF	5	0	0	0	0	2
Leone, 3B	4	2	1	1	1	0
Nunez, Ab, RF	3	1	2	2	1	1
Gonzalez, W, DH	4	0	1	0	0	1
Brown, 2B	2	1	1	0	2	0
Rifkin, 1B	4	0	0	0	0	1
Christianson, C	3	0	0	0	0	1
Bohn, CF	4	1	2	2	0	2
Cabrera, SS	4	0	0	0	0	2
<b>Totals</b>	<b>33</b>	<b>5</b>	<b>7</b>	<b>5</b>	<b>4</b>	<b>10</b>

### BATTING

**2B:** Nunez, Ab (3, Phelps)  
**HR:** Nunez, Ab (1, 1st inning off Phelps, 1 on, 1 out), Leone (3, 5th inning off Phelps, 0 on, 2 out), Bohn (2, 6th inning off Phelps, 1 on, 2 out)

**TB:** Leone 4; Nunez, Ab 6; Gonzalez, W; Brown; Bohn 5

**RBI:** Nunez, Ab 2 (4), Leone (6), Bohn 2 (4)

**2-out RBI:** Leone; Bohn 2

**Runners left in scoring position, 2 out:** Gonzalez, W

**Team LOB:** 6

### BASERUNNING

**CS:** Christianson (1, 2nd base by Phelps/Mosquera)

### FIELDING

**E:** Foppert (1, pickoff), Christianson (1, throw), Brown (1, fielding), Green (1, throw), Leone (2, throw)  
**DP:** (Heaverlo-Cabrera-Rifkin)

Tacoma	IP	H	R	ER	BB	SO	HR
Foppert (L, 0-1)	2.2	6	7	5	2	3	0
Green	1.1	2	2	0	0	1	0
Bumstead	2.0	1	0	0	0	3	0
Heaverlo	1.0	1	0	0	0	0	0
Kida	1.0	3	2	2	1	2	1
<b>Totals</b>	<b>8.0</b>	<b>13</b>	<b>11</b>	<b>7</b>	<b>3</b>	<b>9</b>	<b>1</b>

**WP:** Foppert, Bumstead HBP: Zuniga (by Foppert), Zuniga (by Kida), Christianson (by Phelps)

**Ground outs-fly outs:** Foppert 1-3, Green 3-0, Bumstead 1-3, Heaverlo 3-0, Kida 0-1, Phelps 3-7, Housman 2-3, Meyers 0-1

**Batters faced:** Foppert 16, Green 7, Bumstead 9, Heaverlo 3, Kida 8, Phelps 27, Housman 7, Meyers 4

**Inherited runners-scored:** Green 1-0

**Umpires:** HP: Jack Samuels, 1B: Kevin Kelley, 2B: Ramon Armendariz, 3B: Dave Aschwege

**Weather:** 83 degrees, partly cloudy **Wind:** 8 mph, Out to CF T: 2:50 **Att:** 5,230

## Nashville Sounds 5, Tacoma Rainiers 2 Game Three - September 16, 2005

	1	2	3	4	5	6	7	8	9	10	11	12	13	R	H	E
Nashville	0	0	1	0	0	1	0	0	0	0	0	0	3	5	8	0
Tacoma	0	0	0	0	0	0	0	0	0	0	0	0	0	2	7	2

Nashville	AB	R	H	RBI	BB	SO
Durrington, 1B	6	0	2	0	0	1
Krynzel, CF	6	0	0	0	0	1
Hart, 2B	4	1	0	0	2	0
Zuniga, DH	5	1	1	0	1	2
Cruz, RF	4	2	1	3	2	1
Rivera, C	6	0	2	1	0	1
Knox, LF	3	0	0	0	1	2
Barnwell, 3B	5	0	0	0	0	0
Scarborough, SS	5	1	2	1	0	0
<b>Totals</b>	<b>44</b>	<b>5</b>	<b>8</b>	<b>5</b>	<b>6</b>	<b>7</b>

### BATTING

**2B:** Zuniga (3, Moss)  
**HR:** Scarborough (2, 3rd inning off Moss, 0 on, 0 out), Cruz (4, 13th inning off Baek, 2 on, 2 out)

**TB:** Durrington 2; Zuniga 2; Cruz 4; Rivera 2; Scarborough 5

**RBI:** Scarborough (5), Rivera (3), Cruz 3 (11)

**2-out RBI:** Rivera; Cruz 3

**Runners left in scoring position, 2 out:** Barnwell; Krynzel 2 **Team LOB:** 7

### BASERUNNING

**SB:** Rivera (1, 2nd base off Moss/Rivera, R)

**CS:** Durrington (2, 2nd base by Heaverlo/Rivera, R)

**PO:** Cruz (1st base by Moss)

Nashville	IP	H	R	ER	BB	SO	HR
Glover	6.2	5	2	2	1	6	0
Zumwalt	2.1	0	0	0	1	0	0
Adams	1.0	0	0	0	0	1	0
Evert (W, 1-0)	3.0	2	0	0	2	5	0
<b>Totals</b>	<b>13.0</b>	<b>7</b>	<b>2</b>	<b>2</b>	<b>4</b>	<b>12</b>	<b>0</b>

Nashville	AB	R	H	RBI	BB	SO
Durrington, 1B	4	2	2	1	1	1
Krynzel, CF	5	1	3	0	0	1
Rottino, 3B	5	2	1	0	0	2
Nelson, LF	4	1	1	0	0	1
Zuniga, DH	3	2	1	0	0	1
Morris, 2B	4	1	2	1	1	1
Cruz, RF	5	1	2	3	0	2
Mosquera, C	4	0	0	0	0	1
Scarborough, SS	4	1	1	1	0	1
<b>Totals</b>	<b>38</b>	<b>11</b>	<b>13</b>	<b>6</b>	<b>3</b>	<b>9</b>

### BATTING

**2B:** Cruz (1, Foppert), Nelson (2, Kida)

**HR:** Scarborough (1, 8th inning off Kida, 0 on, 0 out)

**TB:** Durrington 2; Krynzel 3; Rottino; Nelson 2; Zuniga; Morris 2; Cruz 3; Scarborough 4

**RBI:** Cruz 3 (8), Durrington (5), Scarborough (4), Morris (5)

**2-out RBI:** Durrington; Cruz 2; Morris

**Runners left in scoring position, 2 out:** Mosquera; Zuniga; Durrington; Cruz 2

**GIDP:** Cruz **Team LOB:** 8

### BASERUNNING

**SB:** Durrington (2, 3rd base off Foppert/Christianson)

**CS:** Durrington (1, 2nd base by Foppert/Christianson)

### FIELDING

**DP:** (Mosquera-Morris)

Nashville	IP	H	R	ER	BB	SO	HR
Phelps (W, 1-0)	6.0	5	5	5	4	7	3
Housman	2.0	1	0	0	0	1	0
Meyers	1.0	1	0	0	0	2	0
<b>Totals</b>	<b>9.0</b>	<b>7</b>	<b>5</b>	<b>5</b>	<b>4</b>	<b>10</b>	<b>3</b>

**IBB:** Bohn (by Evert) **HBP:** Knox (by Moss)

**Ground outs-fly outs:** Glover 6-7, Zumwalt 3-4, Adams 1-1, Evert 2-2, Moss 5-7, Fruto 3-1, Heaverlo 1-4, Green 2-2, Lorraine 0-1, Baek 0-1

**Batters faced:** Glover 25, Zumwalt 8, Adams 3, Evert 13, Moss 24, Fruto 7, Heaverlo 7, Green 8, Lorraine 3, Baek 2

**Inherited runners-scored:** Zumwalt 1-0, Baek 2-2

**Umpires:** HP: Kevin Kelley, 1B: Ramon Armendariz, 2B: Dave Aschwege, 3B: Jack Samuels.

**Weather:** 60 degrees, partly cloudy **Wind:** 2 mph, Varies **T:** 4:05 **Att:** 5,233

FRONT OFFICE

CHENEY STADIUM

COACHES/STAFF

2015 RAINIERS

2014 SEASON REVIEW

OPPONENTS

HISTORY & RECORDS

MEDIA & MISC.

# THE 2010 RAINIERS: TACOMA SLUGGERS SWEEP MEMPHIS

In 2010, Tacoma won the PCL Championship on the field for the first time since 1969 – and had to do it all on the road. With Cheney Stadium unavailable due to renovation immediately following the conclusion of the regular season, the Rainiers were displaced for the playoffs.

After winning the Northern Division by 1.5 games over second-place Salt Lake, Tacoma (74-69) faced Sacramento in the best-of-five opening round. The Rainiers won the first two games at Sacramento's Raley Field, and then returned "home" – to Safeco Field in Seattle, as the Mariners were on a road trip and graciously allowed the Rainiers to use the ballpark.

The Rainiers needed a couple of days to get used to their new home – Sacramento won games three and four, forcing a deciding Game Five. Tacoma picked up the 4-1 win behind the outstanding pitching of Ryan Feierabend, who lasted eight innings and gave up just two hits for the win.

Tacoma advanced to the PCL Championship to face the Memphis Redbirds, but the Rainiers had a new problem: with the Mariners opening a homestand at Safeco Field, Tacoma could not play any games in the Pacific Northwest. The entire series was to be played at Autozone Park in Memphis, with Tacoma to act as the home team in the first two games.

The Rainiers blasted their way to a sweep of the Redbirds. Justin Smoak and Mike Wilson homered to back Blake Beavan in Game One, which Tacoma won 5-3. The Rainiers hit five home runs on the way to an 11-7 win in Game Two.

After the scheduled but now superfluous "travel day," the teams met for Game Three with Memphis now batting last. The result was the same: Tacoma hit four more home runs and secured a 10-6 victory in 11 innings, with Matt Mangini singling home the go-ahead run. Andy Baldwin, who tossed four shutout innings in the series, picked up the win.

Mike Wilson was named MVP of the series, homering in each of the three games while going 6-for-13 with seven RBI. All told, Tacoma launched 11 home runs in the three-game sweep,

The PCL Champions had one game left: the Triple-A National Championship Game, against the International League champion Columbus Clippers, played at Bricktown Ballpark in Oklahoma City. In front of a national television audience, Columbus jumped out to an early lead and never stopped hitting, collecting 19 hits in a 12-6 victory. Tacoma's lone highlight was David Winfree's two-run homer that briefly tied the game in the third inning, 3-3.

## Tacoma Rainiers 5, Memphis Redbirds 3 Game One - September 14, 2010 - played at Autozone Park (Memphis, TN)

	1	2	3	4	5	6	7	8	9	R	H	E
Memphis	0	1	0	2	0	0	0	0	0	3	9	0
Tacoma	0	2	0	1	2	0	0	0	x	5	9	1

Memphis	AB	R	H	RBI	BB	SO
Rapoport, CF	5	0	1	0	0	0
Descalzo, 2B	4	0	1	0	0	2
Craig, A, LF	3	0	0	0	1	2
Hamilton, 1B	4	0	2	0	0	2
Mather, RF	4	0	0	0	0	2
Cazana, DH	4	1	1	0	0	1
Gotay, 3B	4	1	1	0	0	1
Cruz, T, C	4	1	1	0	0	1
Solano, D, SS	4	0	2	2	0	1
<b>Totals</b>	<b>36</b>	<b>3</b>	<b>9</b>	<b>2</b>	<b>1</b>	<b>12</b>

### BATTING

**2B:** Cazana (2, Beavan), Gotay (4, Beavan), Rapoport (1, Baldwin)  
**TB:** Rapoport 2; Descalzo; Hamilton 2; Cazana 2; Gotay 2; Cruz, T; Solano, D 2  
**RBI:** Solano, D 2 (5) **2-out RBI:** Solano, D  
**Runners left in scoring position, 2 out:** Mather; Hamilton  
**Team RISP:** 3-for-9 **Team LOB:** 7

### FIELDING

**DP:** (Descalzo-Solano, D-Hamilton)

Memphis	IP	H	R	ER	BB	SO	HR
MacLane (L, 0-1)	4.1	8	5	5	1	4	2
Fick	1.2	1	0	0	1	1	0
Scherer	1.1	0	0	0	0	3	0
Rundles	0.2	0	0	0	0	1	0
<b>Totals</b>	<b>8.0</b>	<b>9</b>	<b>5</b>	<b>5</b>	<b>2</b>	<b>9</b>	<b>2</b>

Tacoma	AB	R	H	RBI	BB	SO
Ackley, 2B	4	0	0	0	0	0
Halman, CF	4	1	3	0	0	0
Mangini, 3B	4	1	1	0	0	2
Winfree, RF	3	1	1	0	1	1
Smoak, 1B	4	1	2	3	0	1
Wilson, M, LF	3	1	2	2	0	1
Carp, DH	3	0	0	0	1	1
Hulett, SS	4	0	0	0	0	2
Alfonzo, C	2	0	0	0	0	1
<b>Totals</b>	<b>31</b>	<b>5</b>	<b>9</b>	<b>5</b>	<b>2</b>	<b>9</b>

### BATTING

**HR:** Smoak (1, 2nd inning off MacLane, 1 on, 0 out), Wilson, M (1, 4th inning off MacLane, 0 on, 0 out)  
**TB:** Halman 3; Mangini; Winfree; Smoak 5; Wilson, M 5  
**RBI:** Smoak 3 (3), Wilson, M 2 (2)  
**Runners left in scoring position, 2 out:** Ackley; Hulett 2  
**SF:** Wilson, M **GIDP:** Mangini  
**Team RISP:** 1-for-3 **Team LOB:** 6

### FIELDING

**E:** Winfree (1, throw)

Tacoma	IP	H	R	ER	BB	SO	HR
Beavan (W, 1-0)	6.0	8	3	2	1	6	0
Baldwin	2.0	1	0	0	0	5	0
Cortes (S, 1)	1.0	0	0	0	0	1	0
<b>Totals</b>	<b>9</b>	<b>9</b>	<b>3</b>	<b>2</b>	<b>1</b>	<b>12</b>	<b>0</b>

**HBP:** Alfonzo (by MacLane)

**Pitches-strikes:** MacLane 84-56, Fick 28-17, Scherer 19-14, Rundles 7-5, Beavan 100-69, Baldwin 29-21, Cortes 12-8

**Groundouts-flyouts:** MacLane 4-4, Fick 0-4, Scherer 0-1, Rundles 1-0, Beavan 4-7, Baldwin 0-1, Cortes 1-1

**Batters faced:** MacLane 22, Fick 7, Scherer 4, Rundles 2, Beavan 27, Baldwin 7, Cortes 3

**Inherited runners-scored:** Fick 3-2

**Umpires:** HP: Casey Moser 1B: Will Robinson 2B: John Brammer 3B: Barry Larson

**Weather:** 86 degrees, cloudy Wind: 4 mph, L to R T: 2:45 Att: 4,041

# THE 2010 RAINIERS: TACOMA SLUGGERS SWEEP MEMPHIS (CONTINUED)

FRONT OFFICE  
CHENEY STADIUM  
COACHES/STAFF  
2015 RAINIERS  
2014 SEASON REVIEW  
OPPONENTS

HISTORY & RECORDS

MEDIA & MISC.

## Tacoma Rainiers 11, Memphis Redbirds 7 Game Two - September 15, 2010 - played at Autozone Park (Memphis, TN)

	1	2	3	4	5	6	7	8	9	R	H	E
Memphis	0	2	2	0	0	2	1	0	0	7	12	2
Tacoma	4	3	1	3	0	0	0	0	x	11	15	0

**Memphis** AB R H RBI BB SO  
 Rapoport, CF 4 0 1 1 0 0  
 Descalzo, 2B 5 0 1 1 0 0  
 Craig, A, LF 4 2 2 0 1 0  
 Hamilton, 1B 4 1 1 2 0 2  
 Mather, RF 5 0 1 1 0 2  
 Cazana, DH 4 2 2 0 1 1  
 Gotay, 3B 4 2 2 0 0 2  
 Cruz, T, C 3 0 1 2 1 0  
 Solano, D, SS 4 0 1 1 0 0  
**Totals** 37 7 12 7 3 9

**BATTING**  
**2B:** Craig, A (3, Robles, Speigner), Cruz, T (2, Robles)  
**HR:** Hamilton (1, 3rd inning off Robles, 1 on, 1 out)  
**TB:** Rapoport; Descalzo; Craig, A; Hamilton 4; Mather; Cazana 2; Gotay 2; Cruz, T 2; Solano, D  
**RBI:** Cruz, T (2), Hamilton 2 (4), Solano, D (6), Rapoport (3), Mather (5)  
**Runners left in scoring position, 2 out:** Hamilton; Rapoport; Cruz, T  
**SF:** Rapoport GDP: Craig, A  
**Team RISP:** 3-for-10 Team LOB: 8

**FIELDING**  
 E: Hamilton (1, throw) Rapoport (1, throw)  
 DP: (Descalzo-Solano, D-Hamilton)

Memphis	IP	H	R	ER	BB	SO	HR
Dickson (L, 0-1)	3.1	10	9	5	1	2	4
Perez, O	1.2	2	2	2	0	1	1
Norrick	0.1	2	0	0	1	1	0
Samuel	0.2	0	0	0	0	2	0
Reifer	1.0	1	0	0	0	1	0
Sanchez, E	1.0	0	0	0	1	1	0
<b>Totals</b>	<b>8.0</b>	<b>15</b>	<b>11</b>	<b>7</b>	<b>3</b>	<b>8</b>	<b>5</b>

**WP:** Robles HBP: Hamilton (by Robles)  
**Pitches-strikes:** Dickson 69-47, Perez, O 22-17, Norrick 21-9, Samuel 12-7, Reifer 13-10, Sanchez, E 18-9, Robles 93-57, Snell 33-16, Speigner 30-21, Paredes 12-9, Patterson, S 6-6  
**Groundouts-flyouts:** Dickson 2-4, Perez, O 1-2, Norrick 0-0, Samuel 0-0, Reifer 1-1, Sanchez, E 2-0, Robles 6-3, Snell 1-1, Speigner 2-0, Paredes 1-0, Patterson, S 0-1  
**Batters faced:** Dickson 22, Perez 7, Norrick 4, Samuel 2, Reifer 4, Sanchez 3, Robles 23, Snell 6, Speigner 8, Paredes 3, Patterson 2  
**Inherited runners-scored:** Samuel 3-0, Paredes 1-0  
**Umpires:** HP: Will Robinson 1B: John Brammer 2B: Barry Larson 3B: Casey Moser  
**Weather:** 89 degrees, partly cloudy **Wind:** 8 mph, Varies **T:** 3:16 **Att:** 4,365

## Tacoma Rainiers 10, Memphis Redbirds 6 Game Three - September 17, 2010 - played at Autozone Park (Memphis, TN)

	1	2	3	4	5	6	7	8	9	10	11	R	H	E
Tacoma	0	0	1	0	4	1	0	0	0	4	10	15	2	
Memphis	2	0	0	0	2	0	0	0	0	0	6	13	0	

**Tacoma** AB R H RBI BB SO  
 Ackley, 2B 5 2 2 1 1 1  
 Halman, CF 6 2 2 0 0 0  
 Mangini, 3B 5 2 3 1 1 2  
 Winfree, RF 4 2 1 3 1 1  
 Carp, DH 5 0 1 1 0 1  
 Smoak, 1B 5 0 2 2 1 1  
 Wilson, M, LF 6 1 2 1 0 4  
 Hulett, SS 4 0 1 0 0 2  
 Dominguez, PR-SS 2 0 0 0 0 1  
 Alfonso, C 5 1 1 1 0 3  
**Totals** 47 10 15 10 4 16

**BATTING**  
**HR:** Alfonso (1, 3rd inning off Walters, 0 on, 1 out), Ackley (2, 5th inning off Walters, 0 on, 2 out), Winfree (2, 5th inning off Walters, 2 on, 2 out), Wilson, M (3, 6th inning off Scherer, 0 on, 1 out)  
**TB:** Ackley 5; Halman 2; Mangini 3; Winfree 4; Carp; Smoak 2; Wilson, M 5; Hulett; Alfonso 4  
**RBI:** Alfonso (2), Ackley (7), Winfree 3 (5), Wilson, M (7), Mangini (4), Carp (5), Smoak 2 (6)  
**2-out RBI:** Winfree 3  
**Runners left in scoring position, 2 out:** Wilson, M 3; Dominguez, J 3  
**GDP:** Alfonso Team RISP: 5-for-10 Team LOB: 10

**FIELDING**  
 E: Mangini 2 (5, fielding, throw)  
 PB: Alfonso (2) DP: (Dominguez, J-Smoak)

Tacoma	IP	H	R	ER	BB	SO	HR
Petit, Y	5.0	6	4	2	0	7	1
Varvaro	1.0	2	1	1	0	1	0
Paredes	0.1	2	1	1	0	1	0
Patterson, S	1.2	2	0	0	1	2	0
Baldwin (W, 1-0)	2.0	0	0	0	0	2	0
Lueke	1.0	1	0	0	1	1	0
<b>Totals</b>	<b>11.0</b>	<b>13</b>	<b>6</b>	<b>4</b>	<b>2</b>	<b>14</b>	<b>1</b>

**WP:** Walters 2 HBP: Carp (by Reifer), Winfree (by Sanchez, E)  
**Pitches-strikes:** Petit, Y 80-62, Varvaro 18-12, Paredes 8-5, Patterson, S 32-20, Baldwin 24-16, Lueke 19-9, Walters 97-56, Scherer 12-9, Rundles 20-12, Reifer 18-11, Kinney 28-18, Sanchez, E 34-19  
**Weather:** 84 degrees, cloudy **Wind:** 6 mph, In from CF **T:** 3:50 **Att:** 6,709

Tacoma	AB	R	H	RBI	BB	SO
Ackley, 2B	5	1	1	0	0	0
Halman, CF	5	2	2	2	0	2
Mangini, 3B	5	1	0	0	0	1
Winfree, RF	4	2	3	1	1	0
Carp, DH	5	1	2	1	0	0
Smoak, 1B	3	2	1	1	2	2
Wilson, M, LF	4	1	2	4	0	2
Hulett, SS	4	1	2	2	0	1
Alfonzo, C	4	0	2	0	0	0
<b>Totals</b>	<b>39</b>	<b>11</b>	<b>15</b>	<b>11</b>	<b>3</b>	<b>8</b>

**BATTING**  
**2B:** Carp (1, Norrick)  
**HR:** Halman (2, 2nd inning off Dickson, 1 on, 0 out), Carp (1, 2nd inning off Dickson, 0 on, 2 out), Hulett (1, 3rd inning off Dickson, 0 on, 1 out), Winfree (1, 4th inning off Dickson, 0 on, 1 out), Wilson, M (2, 4th inning off Perez, O, 1 on, 2 out)  
**TB:** Ackley; Halman 5; Winfree 6; Carp 6; Smoak; Wilson, M 5; Hulett 5; Alfonso 2  
**RBI:** Smoak (4), Wilson, M 4 (6), Hulett 2 (4), Halman 2 (6), Carp (4), Winfree (2)  
**2-out RBI:** Smoak; Wilson, M 4; Hulett; Carp  
**Runners left in scoring position, 2 out:** Alfonso 2; Hulett 2  
**GDP:** Carp Team RISP: 3-for-7 Team LOB: 7

**FIELDING**  
 DP: (Hulett-Ackley-Smoak)

Tacoma	IP	H	R	ER	BB	SO	HR
Robles (W, 1-0)	5.0	6	4	4	2	4	1
Snell	1.0	2	2	2	1	1	0
Speigner	1.1	4	1	1	0	1	0
Paredes	1.0	0	0	0	0	2	0
Patterson, S	0.2	0	0	0	0	1	0
<b>Totals</b>	<b>9.0</b>	<b>12</b>	<b>7</b>	<b>7</b>	<b>3</b>	<b>9</b>	<b>1</b>

# ALL-TIME ROSTER (1960-2014)

## A

Aardsma, David – 2011  
 Abbott, Jeff – 2003  
 Abbott, Kurt – 1992-93  
 Abbott, Paul – 1997-99, 2001-02  
 Abraham, Brian – 1981  
 Ackley, Dustin – 2010-11, 2013  
 Acre, Mark – 1994  
 Adams, Mike – 1972, 1974  
 Adamson, Joel – 1999  
 Afenir, Troy – 1990-91  
 Agudelo, Jorge – 2011  
 Ahearne, Pat – 2000  
 Akerfelds, Darrel – 1986-87  
 Akers, Chad – 1999-2001  
 Albury, Vic – 1972-73, 1979  
 Alcalá, Juan – 1999-2000  
 Alcantara, Jose – 1978  
 Aldrete, Mike – 1993  
 Alexander, Chad – 2000-2001  
 Alexander, Manny – 2001  
 Alfonso, Eliezer – 2010  
 Allietta, Bob – 1979-80  
 Allison, Dana – 1990-94  
 Almonte, Abraham – 2013-14  
 Almonte, Denny – 2013  
 Alomar, Rafael – 1961-62  
 Alou, Jesus – 1963  
 Alou, Matty – 1960, 1963  
 Alston, Del – 1978-1980  
 Altman, George – 1967  
 Alusik, George – 1965  
 Alvarado, Damien – 2000  
 Alvarez, Ossie – 1960  
 Amalfitano, Joe – 1963, 1966  
 Amerson, Archie – 1977  
 Andersen, Larry – 1979  
 Anderson, Craig – 2003-2004  
 Anderson, Dick – 1978  
 Anderson, Ryan – 2000  
 Andino, Robert – 2013  
 Apana, Matt – 1995  
 Appier, Kevin – 2006  
 Arcia, Jose – 1972  
 Arias, Jonathan – 2013-14  
 Arias, Oliver – 2005  
 Ariola, Tony – 1990  
 Armas, Marcos – 1993-94  
 Armstrong, Jim – 1969  
 Arndt, Larry – 1989-90  
 Arnold, Ron – 1984  
 Arnsberg, Brad – 1993  
 Arroyo, Fernando – 1986  
 Arroyo, Jack – 2006  
 Arruda, Tom – 1962, 1964  
 Arthur, Al – 1977  
 Asher, David – 2007  
 Ashman, Michael – 1985  
 Atchison, Scott – 2000, 2002-06  
 Atherton, Keith – 1982-83  
 Ausman, Paul – 1976  
 Auty, Tim – 2005  
 Avery, Xavier – 2013-14  
 Ayala, Bobby – 1996

## B

Babitt, Shooty – 1982  
 Baek, Cha-Seung – 2004-2007  
 Baez, Flemming – 2008-2009  
 Bair, Doug – 1986  
 Baker, Steve – 1982-83  
 Baldwin, Andy – 2008-2010  
 Balentien, Wladimir – 2007-08  
 Bando, Chris – 1989  
 Bane, Eddie – 1974-77

Bantz, Brandon – 2012-13  
 Barber, Steve – 1970  
 Barber, Terry – 1964  
 Barclay, Curt – 1960  
 Bard, Josh – 2010-11  
 Barkett, Andy – 2003  
 Barnes, Dick – 1972  
 Barron, Tony – 1995  
 Barthol, Blake – 2001-2002  
 Barton, Bob – 1963-64, 1967  
 Barzilla, Phillip – 2008  
 Bass, Randy – 1975-77  
 Bathe, Bill – 1983-86  
 Bathe, Bob – 1984-85  
 Batista, Tony – 1993  
 Bauer, Mark – 1985  
 Baumgarten, Ross – 1983  
 Bautista, Denny – 2011  
 Bawcom, Logan – 2013-14  
 Baxes, Mike – 1961  
 Beach, Randy – 1975  
 Beane, Billy – 1989  
 Beard, Dave – 1981-82  
 Beard, Garrett – 1993  
 Beattie, Jim – 1978  
 Beavan, Blake – 2010-14  
 Bedard, Erik – 2010  
 Belcher, Tim – 1987  
 Bell, Kevin – 1981-82  
 Beltran, Juan – 2006  
 Bemis, Gregg – 1975-77  
 Bengoechea, Brandy – 1994  
 Benitez, Deybis – 2008  
 Bennett, Dennis – 1968  
 Bennett, Jim – 1983-84  
 Benson, Charles – 1967  
 Berblinger, Jeff – 1998  
 Berenguer, Juan – 1979  
 Bertotti, Mike – 1999  
 Berumen, Andres – 1997-98  
 Betancourt, Yuniesky – 2005, 2009  
 Bethke, Rick – 1976  
 Betts, Todd – 2001  
 Betzsold, James – 2001  
 Bevel, Bobby – 2002  
 Bibens-Dirkx, Austin – 2006  
 Billingsley, Ben – 2009  
 Birtsas, Tim – 1985-87  
 Bishop, Bob – 1964-65  
 Bitker, Joe – 1989-90  
 Bittiger, Jeff – 1992  
 Blackley, Travis – 2004, 2006  
 Bladt, Rick – 1969  
 Blakeley, Eric – 2005  
 Blanco, Damaso – 1965  
 Blanco, Ossie – 1971  
 Blankenship, Lance – 1988-92  
 Blash, Jabari – 2014  
 Blasi, Nick – 2008  
 Bloomquist, Willie – 2000, 02, 04  
 Blowers, Mike – 1999  
 Bobb, Randy – 1969  
 Bocachica, Hiram – 2004  
 Boccabella, John – 1967-68  
 Bohn, T.J. – 2005-06  
 Boles, Carl – 1963-64  
 Bolin, Bob – 1960  
 Bonderman, Jeremy – 2013  
 Bonham, Bill – 1971  
 Bonilla, Denys – 1998  
 Bonilla, Juan – 1980  
 Bonilla, Leury – 2011-14  
 Bonnici, James – 1996-97  
 Borchers, Rick – 1979-80  
 Borders, Pat – 2001-2004

Bordi, Rich – 1981, 1988-89  
 Bordick, Mike – 1989-91  
 Borgmann, Glenn – 1972-73  
 Borrelli, Dean – 1993-94  
 Bosetti, Rick – 1982  
 Bosio, Chris – 1996  
 Bostock, Lyman – 1974-75  
 Boucher, Sebastian – 2007  
 Bourque, Pat – 1971  
 Bowie, Jim – 1994  
 Bowman, Ernie – 1960-61  
 Bradford, Sam – 2005  
 Bradley, Bert – 1982-84  
 Brady, Patrick – 2014  
 Bragg, Darren – 1995-96  
 Brandt, Adam – 2005  
 Brant, Marshall – 1983  
 Bray, Steve – 2010  
 Breeding, Marv – 1967-68  
 Breedon, Danny – 1971  
 Breedon, Hal – 1971  
 Brennan, Tom – 1979-80  
 Bright, Harry – 1966  
 Brilinski, Tyler – 1988-89  
 Briscoe, John – 1991-93  
 Brito, Jorge – 1989, 1991-92  
 Brito, Tilson – 1998  
 Brock, Russell – 1994  
 Brock, Tarrik – 1998  
 Broersma, Eric – 1986-87  
 Broglio, Ernie – 1966  
 Brooks, Mike – 1972-73  
 Brosius, Scott – 1990-93  
 Brosnan, Jason – 1996  
 Brown, Bobby – 1978  
 Brown, Curtis – 1987  
 Brown, Darrell – 1982  
 Brown, Hunter – 2005-06  
 Brown, Jeff – 1968  
 Brown, Ollie – 1965  
 Brown, Randy – 1999  
 Brown, Tom – 1979  
 Browne, Byron – 1968  
 Browne, Jerry – 1992-93  
 Brumley, Mike – 1994  
 Brundage, Dave – 1998  
 Bryant, Derek – 1981  
 Bryant, Don – 1966  
 Bryant, Scott – 1996  
 Buccheri, James – 1992-94  
 Bucci, Mike – 1980  
 Budaska, Mark – 1981  
 Buglovsky, Chris – 2005  
 Buhner, Jay – 1998, 2001  
 Buhner, Shawn – 1999  
 Buice, DeWayne – 1981-83  
 Bullinger, Jim – 1998  
 Bunchstead, Michael – 2005  
 Bumst, Melvin – 1999  
 Burbach, Bill – 1972  
 Burda, Bob – 1965  
 Burdette, Fred – 1966  
 Burgoon, Tyler – 2013  
 Burk, Dean – 1970-71  
 Burke, Chris – 2009  
 Burke, Jamie – 2009  
 Burns, Todd – 1986-88, 1991  
 Burroughs, Sean – 2007  
 Butcher, Mike – 1996  
 Butera, Sal – 1975, 1977  
 Butler, Bill – 1974, 1976-77  
 Butler, John – 2002  
 Butler, Rich – 2000  
 Byerly, Bud – 1960-61

FRONT  
OFFICE

CHENEY  
STADIUM

COACHES/STAFF

2015  
RAINIERS

2014 SEASON  
REVIEW

OPPONENTS

HISTORY &  
RECORDS

MEDIA &  
MISC.



## ALL-TIME ROSTER (1960-2014)

### C

Cabrera, Antonio – 1985  
 Cabrera, Asdrubal – 2005-06  
 Cadaret, Greg – 1987  
 Cage, Wayne – 1979-80  
 Callahan, Benjamin – 1983  
 Calmus, Dick – 1967-68  
 Campbell, Bill – 1973  
 Campbell, Kevin – 1991-93, 1995  
 Campbell, Ron – 1966-68  
 Campillo, Jorge – 2005, 2007  
 Canseco, Jose – 1985  
 Capps, Carter – 2012-13  
 Cardenal, Jose – 1962, 1964  
 Carlson, Don – 1962  
 Carmel, Duke – 1965  
 Carmona, Rafael – 1995-97, 99-00  
 Carp, Mike – 2009-2012  
 Carrara, Giovanni – 2003  
 Carraway, Andrew – 2012-14  
 Carrera, Ezequiel – 2010  
 Carroll, Mark – 1999  
 Carter, Ezell – 1972  
 Carter, Jeff – 1992  
 Casey, Tim – 1990  
 Castillo, Ruben – 2003  
 Castro, Bill – 1982  
 Castro, Fabio – 2011  
 Castro, Ismael – 2006  
 Castro, Jose – 1997  
 Cate, Troy – 2003  
 Catricala, Vinnie – 2012  
 Caudill, Bill – 1987  
 Caughey, Wayne – 1977  
 Ceci, Sam – 1974  
 Cedenio, Domingo – 1999  
 Cerda, Jaime – 2007  
 Champion, Mike – 1979-80  
 Chapman, Nate – 1978  
 Charlton, Norm – 2001  
 Chavez, Endy – 2013-14  
 Chavez, Raul – 1998-99  
 Chen, Yung-Chi – 2007-2008  
 Chiamparino, Scott – 1990  
 Chiang, Chih-Hsien – 2012  
 Chick, Travis – 2007-2008  
 Chiles, Rich – 1979  
 Chitren, Steve – 1990, 1992-93  
 Cho, Hyung – 2005  
 Choate, Don – 1960  
 Choi, Ji-Ma – 2013-14  
 Choo, Shin-Soo – 2005-06  
 Chris, Michael – 1985  
 Christensen, Jim – 1983  
 Christian, Eddie – 1997  
 Christianson, Ryan – 2004-05  
 Christman, Tim – 2004  
 Church, Len – 1967-71  
 Cintron, Alex – 2009  
 Cirillo, Jeff – 2003  
 Citarella, Ralph – 1986  
 Clark, Bryan – 1988-89  
 Clark, Jermaine – 2001-2002  
 Clark, Robert – 1987  
 Clayton, Larry – 1968  
 Clement, Jeff – 2006-2009  
 Cloude, Ken – 1998-2000, 2002-03  
 Coachman, Pete – 1991  
 Codiroli, Chris – 1982, 1984, 1987  
 Coffey, Todd – 2014  
 Coggins, Frank – 1971  
 Colborn, Jim – 1969, 1971  
 Colbrunn, Greg – 2003  
 Coleman, Trevor – 2011  
 Collins, Don – 1980

Collins, Mike – 2004  
 Collis, Rocky – 2006  
 Colton, Larry – 1970  
 Comstock, Keith – 1982  
 Connors, Bill – 1966-67  
 Connors, Greg – 2002-03  
 Conroy, Tim – 1985  
 Constable, Jim – 1963-64  
 Converse, Jim – 1995  
 Corbell, Charles – 1988  
 Corcoran, Roy – 2008-2009  
 Cordero, Chad – 2010  
 Correia, Ron – 1991  
 Corsi, Jim – 1988-90, 1992  
 Cortes, Dan – 2010-11  
 Cortez, Renee – 2006-2007  
 Cosman, Jim – 1970-71  
 Cotter, Aaron – 2007  
 Cowan, Billy – 1966  
 Cox, Bobby – 1966  
 Cox, Jeff – 1981  
 Cox, Larry – 1976  
 Crabbe, Callix – 2009  
 Cradle, Rickey – 1998  
 Crow, Dean – 1997  
 Cruceta, Francisco – 2005-06  
 Cruz Jr., Jose – 1996-97  
 Cruz, Fausto – 1993-94  
 Cruz, Tommy – 1978  
 Cuellar, Bobby – 1979-80  
 Cummings, John – 1995  
 Curnal, Jim – 1978  
 Cutler, Brad – 1975  
 Cyr, Eric – 2008

### D

D'Acquisto, John – 1982  
 Darwin, Jeff – 1995  
 Dattola, Kevin – 1993  
 Davey, Tom – 2000  
 Daviault, Ray – 1961  
 Davidson, Tom – 1969  
 Davis, Ben – 2004  
 Davis, Brock – 1970-71  
 Davis, Don – 1966-67  
 Davis, Jackie – 1963  
 Davis, Jason – 2007  
 Davis, Mike – 1981-82  
 Davis, Tim – 1995-97  
 Davison, Scotty – 1995-96  
 Dawkins, Gookie – 2007  
 Dawley, Bill – 1989  
 De La Cruz, Jose – 2007  
 De La Rosa, Maximo – 1998-99  
 De Los Santos, Ramon – 1984  
 Decker, Joe – 1968-69, 1971  
 Decker, Steve – 1997  
 Dees, Charlie – 1960  
 De Filippis, Art – 1977  
 Delabar, Steve – 2011-12  
 Delcarmen, Manny – 2011  
 DeLeon, Luis – 1980  
 Delgado, Danny – 1999  
 Delgado, Jesus – 2009  
 Delgado, Oscar – 2002  
 Delucchi, Dustin – 2005  
 Dempsey, Pat – 1981  
 Dempsey, Rick – 1972  
 Denker, Travis – 2010  
 Derrick, Mike – 1972  
 Diaz, Alex – 1995-96  
 Diaz, Bo – 1979  
 Diaz, Eddy – 1995-96  
 Diaz, Victor – 2008  
 Dickey, RA – 2008

Dietrick, Pat – 1986, 1989-90  
 Dietz, Dick – 1964-65  
 Distaso, Alec – 1968, 1970  
 Dobbs, Greg – 2004-06  
 Dominguez, Jeffrey – 2005, 2010  
 Done, Juan – 2007  
 Dorman, Rich – 2005-06, 2008  
 Dorsett, Brian – 1986-87  
 Dowling, Dave – 1966, 1968  
 Downs, Brodie – 2007, 2009  
 Doyle, Brian – 1978, 1981  
 Dozier, Tom – 1985-87  
 Drake, Ron – 1971  
 Dressendorfer, Kirk – 1991  
 Drinkwater, Sean – 1996  
 Drumright, Keith – 1981-82  
 Ducey, Rob – 1997  
 Dudek, John – 1970  
 Duffalo, Jim – 1960-61  
 Duncan, Taylor – 1979  
 Dunegan, Jim – 1969-71  
 Dunigan, Joe – 2013  
 Durango, Ariel – 1999  
 Dybzinski, Jerry – 1979  
 Dye, Scott – 1983  
 Dye, Steve – 1988

### E

Earley, Arnold – 1966-67  
 Edwards, Dave – 1977  
 Eichelberger, Tony – 1964  
 Elia, Lee – 1967-69  
 Elias, Roenis – 2014  
 Ellis, Jim – 1967-68  
 Ellis, Rob – 1979  
 Ellison, Josh – 2004  
 Embry, Byron – 2007  
 Engel, Arlo – 1964  
 Eppard, Jim – 1986  
 Epperly, Tom – 1975-76  
 Erickson, Andrew – 1964  
 Eskew, Dan – 1991  
 Espinoza, Alvaro – 1997  
 Esquibel, Andres – 2009  
 Estelle, Dick – 1964-65  
 Estrada, Chuck – 1966  
 Evans, Johnny – 1982  
 Everidge, Tommy – 2010  
 Evert, Brett – 2004-05  
 Ewing, Ray – 1972  
 Extrano, Jetsy – 2011  
 Ezell, Glenn – 1972-73

### F

Fairey, Jim – 1974  
 Faison, Vince – 2004  
 Falkenberg, Brian – 2001-2003  
 Fanzone, Carmen – 1971  
 Farley, Bob – 1960-61  
 Farmer, Ed – 1983-84  
 Farquhar, Danny – 2012-13  
 Fast, Darcy – 1967-70  
 Faul, Bill – 1966-67  
 Feierabend, Ryan – 2007-08, 2010  
 Feiner, Korey – 2008  
 Felix, Lauro – 1994  
 Felske, John – 1966, 1968  
 Fermin, Felix – 1995  
 Fernandez, Anthony – 2014  
 Fernandez, Chico – 1967-68  
 Fernandez, Jair – 2006  
 Fernandez, Osvaldo – 1996  
 Ferraro, Mike – 1973  
 Ferrer, Sergio – 1974-75  
 Fick, Chuck – 1983

# ALL-TIME ROSTER (1960-2014)

Fields, Bruce – 1990  
 Fields, Josh – 2011  
 Fife, Danny – 1973-74  
 Figueroa, Ed – 1981-82  
 Figueroa, Eduardo – 2000  
 Figueroa, Luis – 2001, 2003  
 Fiorenza, Andrew – 2007  
 Fisher, Eddie – 1960-61  
 Fister, Doug – 2009-2010  
 Fitzner, Lyn – 1970  
 Fitzgerald, Brian – 2001-2002  
 Flannery, Mike – 2005-06  
 Flavin, John – 1966  
 Fleetham, Ben – 1999  
 Flener, Huck – 1999  
 Fletcher, Tom – 1967  
 Flores, Jose – 1999-2000  
 Foppert, Jesse – 2005-06  
 Ford, Darren – 2012  
 Ford, Dave – 1983-84  
 Fowler, Don – 1981-82  
 Fox, Eric – 1990-94  
 Fox, Matt – 2012  
 Franklin, Nick – 2012-14  
 Franklin, Ryan – 1997-2001  
 Freeman, Corey – 2001  
 Freese, Gene – 1968  
 French, Luke – 2010-11  
 Friedman, Jason – 1996  
 Frulio, Tony – 1961  
 Fruto, Emiliano – 2003, 2005-06  
 Fuentes, Brian – 2001  
 Fuentes, Tito – 1964-65  
 Fulmer, TA – 2004  
 Funk, Frank – 1965  
 Furbush, Charlie – 2012

## G

Gajkowski, Steve – 1997-98  
 Gallagher, Al – 1965, 1967  
 Gallego, Mike – 1982-84, 1986-87  
 Gandolfo, Rob – 2002-03  
 Garcia, Apolinar – 1988, 1991  
 Garcia, Damaso – 1978  
 Garcia, Freddy – 1998, 2000  
 Garciaparra, Michael – 2005-06  
 Garibaldi, Bob – 1963-65  
 Garman, Mike – 1979  
 Garrett, Adrian – 1971  
 Garrett, Lynn – 1983  
 Garrett, Shawn – 2008  
 Garrido, Gil – 1961-65  
 Garrison, Marvin – 1980  
 Garrison, Steve – 2012  
 Garrison, Webster – 1991-93  
 Garvin, Jerry – 1976  
 Gary, Alex – 2006  
 Gates, Brent – 1993, 1997  
 Gatewood, Aubrey – 1968  
 Gatlin, Mike – 1975  
 Gebhard, Bob – 1973  
 Gelfarb, Steve – 1981  
 Gelnar, John – 1972  
 Gerez, Francisco – 2004  
 Gernert, Dick – 1962  
 Giambi, Jason – 1994  
 Giddings, Wayne – 1985  
 Gideon, Jim – 1976-77  
 Gigon, Norm – 1966-67  
 Gile, Don – 1963  
 Gill, Ken – 1972-73  
 Gillespie, Cole – 2014  
 Gillheeny, James – 2013-14  
 Gimenez, Chris – 2011  
 Gipson, Charles – 1997-2000

Glaser, Gordy – 1980  
 Glenn, John – 1963  
 Glinatsis, George – 1995  
 Goetz, John – 1961-63  
 Goltz, Dave – 1972, 1974  
 Gomez, Fabio – 1993  
 Gomez, Luis – 1974, 1976-77  
 Gonzalez, Wiki – 2004-05  
 Goodwin, Danny – 1982-85  
 Goossen, Greg – 1971  
 Gorinski, Bob – 1975-76  
 Gorman, Tom – 1988  
 Gould, Clint – 1995-96  
 Grabowski, Jason – 2001  
 Graff, Milt – 1961-62  
 Graham, Dan – 1977  
 Grandas, Bob – 1981-82  
 Gray, Gary – 1980  
 Graybill, David – 1995  
 Green, Nick – 2007  
 Green, Otis – 1995  
 Green, Sean – 2005-2007  
 Griffey Jr., Ken – 1995  
 Griffey, Craig – 1997  
 Gross, Wayne – 1986  
 Grube, Jarrett – 2010-12  
 Grunhard, Dan – 1992  
 Gryboski, Kevin – 2000-2001  
 Guetterman, Lee – 1995-96  
 Guevara, Giomar – 1997, 1999  
 Guillen, Carlos – 1998, 2000, 2003  
 Guinn, Brian – 1986  
 Gura, Larry – 1969-71  
 Guth, Bucky – 1972-73  
 Gutierrez, Franklin – 2011-13  
 Guzman, Elpidio – 2004  
 Guzman, Freddy – 2009  
 Guzman, Johnny – 1991-93  
 Guzman, Jose – 1996  
 Guzman, Juan – 2006

## H

Haeger, Charlie – 2011  
 Hain, Bill – 1961-63  
 Hairston, John – 1969-70  
 Halama, John – 2001-2002  
 Hall, David – 2005  
 Hall, Josh – 2009  
 Hall, Tom – 1977  
 Haller, Tom – 1960-61  
 Halman, Greg – 2010-11  
 Hamilton, Dave – 1981  
 Hamulack, Tim – 2003  
 Hancock, Garry – 1984  
 Hands, Bill – 1963-65  
 Haney, Todd – 1997  
 Hanna, Preston – 1983  
 Hannahan, Jack – 2010  
 Hansen, Dave – 2005  
 Hansen, Terrel – 1995  
 Harikkala, Tim – 1995-98  
 Harmon, Robert – 2007  
 Harper, Brian – 1987, 2000  
 Harris, Jeff – 2004-06  
 Harris, LeRoy – 1966  
 Harris, Reggie – 1991-92  
 Harrison, Ron – 1984-85  
 Hart, Corey – 2014  
 Hart, Jim Ray – 1963  
 Hartenstein, Chuck – 1966-68  
 Hassey, Ron – 1979  
 Haveman, Brandon – 2011  
 Haydel, Hal – 1972  
 Head, Dan – 2001  
 Heath, Bill – 1969-70  
 Heath, Mike – 1992  
 Heaverlo, Dave – 1981-83  
 Heaverlo, Jeff – 2000, 2003-05  
 Hebert, Brock – 2014  
 Heimer, Todd – 1979-80  
 Heimueller, Gorman – 1981-84  
 Heindel, Doug – 1978  
 Helfand, Eric – 1994  
 Hemond, Scott – 1990-92  
 Henderson, Dave – 1992-93  
 Henderson, Ken – 1964  
 Henderson, Rod – 2000  
 Henderson, Steve – 1987  
 Henn, Sean – 2012  
 Henriquez, Ralph – 2011-12  
 Henry, Butch – 1999  
 Hensley, Chuck – 1983  
 Hensley, Steven – 2012-13  
 Herbel, Ron – 1961-63, 1972  
 Hermanek, John – 1968  
 Hernandez, Carlos – 2000  
 Hernandez, Felix – 2005  
 Hernandez, Gabby – 2009  
 Heron, Karl – 1960  
 Hiatt, Jack – 1965  
 Hibbs, Jim – 1970-71  
 Hickman, Jim – 1968  
 Hicks, John – 2014  
 Hill, Donnie – 1983-84, 1989  
 Hill, Nick – 2013-14  
 Hill, Orsino – 1992  
 Hillegas, Shawn – 1993  
 Hiller, Chuck – 1961  
 Hills, Rich – 1999  
 Hinchliffe, Brett – 1998-99  
 Hiser, Gene – 1970-71  
 Hoane, Wes – 2000  
 Hodges, Kevin – 1999-2001  
 Hoerman, Jared – 2004  
 Hokanson, Harry – 1965  
 Holbert, Aaron – 1998, 2002  
 Holcomb, Scott – 1989  
 Holden, Dick – 1962  
 Holdridge, David – 1997-99  
 Holdsworth, Fred – 1981  
 Holly, Jeff – 1977  
 Holman, Brad – 1995  
 Holt, Jim – 1972  
 Holzemer, Mark – 1997  
 Hooton, Burt – 1971  
 Hoppe, Jim – 1973  
 Horner, Jim – 2001-2004  
 Horsman, Vince – 1993-94  
 Hosley, Tim – 1982  
 Hotchkiss, John – 1983-84  
 House, Craig – 2003  
 Howard, Christopher – 1995  
 Howard, Doug – 1974  
 Howard, Kevin – 2008  
 Howard, Steve – 1989-90  
 Howie, Mark – 1987  
 Howitt, Dann – 1988, 1990-92  
 Hrynio, Michael – 2006-2007  
 Huber, Jon – 2006-2008  
 Huckaby, Ken – 1998  
 Hudgens, Dave – 1983-84  
 Hudson, Bob – 1984  
 Hughes, Jim – 1973-74, 1977  
 Hughes, Terry – 1970-71  
 Huisman, Justin – 2006  
 Hulett, Tug – 2008, 2010  
 Hull, Eric – 2009  
 Hultzen, Danny – 2012-13  
 Humphreys, Michael – 1995  
 Hundley, Randy – 1964-65

FRONT  
OFFICE

CHENEY  
STADIUM

COACHES/STAFF

2015  
RAINIERS

2014 SEASON  
REVIEW

OPPONENTS

HISTORY &  
RECORDS

MEDIA &  
MISC.

## ALL-TIME ROSTER (1960-2014)

Hunt, Ken – 1966  
 Hunter, Brian R. – 1996  
 Hurtado, Edwin – 1996-97

**I**  
 Ibanez, Raul – 1996-2000, 2004  
 Irwin, Dennis – 1978  
 Iwakuma, Hisashi – 2014

**J**  
 Jackson, Ryan – 1999  
 Jacobs, Greg – 2004-05  
 Jacobsen, Bucky – 2004-05  
 Jacquez, Pat – 1970  
 Jaeckel, Paul – 1966  
 Jakubauskas, Chris – 2008-2009  
 James, Cleo – 1971  
 James, Dick – 1967, 1970  
 Jaramillo, Jason – 2013  
 Jarvis, Matt – 2001-2002  
 Javier, Stan – 1986-87  
 Jaycox, Greg – 1972  
 Jennings, Doug – 1988-91  
 Jestadt, Garry – 1970-71  
 Jimenez, Cesar – 2005-09, 11-12  
 Jimenez, Jose – 2012  
 Jimenez, Luis – 2011-12  
 Jimenez, Manny – 1969  
 Jimenez, Miguel – 1993-94  
 Jimerson, Charlton – 2007-08  
 Johannesen-Ellis, Tommy – 2007  
 Johjima, Kenji – 2009  
 Johns, Doug – 1994  
 Johnson, Brent – 2008  
 Johnson, Clark – 1962  
 Johnson, Earl – 1999  
 Johnson, Frank – 1965  
 Johnson, Rett – 2003  
 Johnson, Rob – 2006-2008, 2010  
 Johnson, Roy – 1986-88  
 Johnson, Tom – 1975-76  
 Johnson, Tyler – 2009  
 Johnson, Wallace – 1990  
 Johnstn, Rex – 1965  
 Jones, Adam – 2006-2007  
 Jones, Clarence – 1966-68  
 Jones, Darryl – 1978  
 Jones, Gary – 1987-89  
 Jones, James – 2013-14  
 Jones, Jim – 1985-86, 1988  
 Jones, Jeff – 1982-84  
 Jones, Ross – 1988  
 Jones, Sherman – 1960-61  
 Jordan, Ricky – 1996  
 Jorgensen, Randy – 1998  
 Jose, Felix – 1988-89  
 Joseph, Ricardo – 1962-63  
 Juelsgaard, Jarod – 1998  
 Jurak, Ed – 1988

**K**  
 Kaiser, Jeff – 1984-86  
 Kammeyer, Bob – 1978  
 Kaye, Justin – 2001-2002  
 Kazmar, Sean – 2011  
 Kearney, Bob – 1981-82, 1987  
 Kelley, Shawn – 2009-2012  
 Kelly, John – 2004  
 Kelly, Kenny – 2002-2003  
 Kelly, Tom – 1972-75, 1977  
 Kelly, Ty – 2013-14  
 Kennison, Kyle – 1998  
 Kensing, Logan – 2014  
 Ketchner, Ryan – 2002  
 Key, Chris – 2004-05

Kibler, Russ – 1986-87  
 Kida, Masao – 2005  
 Kiefer, Steve – 1984-85  
 Killeen, Tim – 1993  
 Killingsworth, Kirk – 1988  
 King, Jerome – 1983  
 King, Kevin – 1995  
 Kingery, Mike – 1992  
 Kingsman, Brian – 1982  
 Kingsale, Eugene – 2001-2002  
 Kinkade, Mike – 2008  
 Kinney, Dennis – 1982  
 Kinney, Josh – 2012-13  
 Kittredge, Andrew – 2013  
 Klink, Joe – 1988-89, 1996  
 Klutts, Mickey – 1981  
 Knapp, Mike – 1996  
 Kohlscheen, Stephen – 2014  
 Komminsk, Brad – 1991  
 Koonce, Cal – 1966  
 Koplitz, Howie – 1964  
 Kopllove, Mike – 2009-2010  
 Kramer, Joe – 1986  
 Krause, Scott – 2002  
 Krenchicki, Wayne – 1987-88  
 Kroon, Marc – 1999  
 Krueger, Bill – 1984-87, 1995  
 Krueter, Chad – 1995  
 Krugg, Everett – 1966  
 Kusic, Craig – 1973-75  
 Kuzmic, Craig – 2002-2003  
 Kyles, Stan – 1985-87

**L**  
 La Rose, Vic – 1968-69  
 LaFromboise, Bobby – 2012-13  
 LaHair, Bryan – 2006-2009  
 Lamabe, John – 1969  
 Lambert, Reese – 1988-90  
 Lambert, Tim – 1985-86  
 Lamp, Dennis – 1987  
 Lampkin, Tom – 2000  
 Landry, Jacques – 2003  
 Langerhans, Ryan – 2010  
 Langford, Rick – 1984  
 Lanier, Hal – 1964  
 Lansford, Carney – 1991  
 Lansford, Joe – 1985-86  
 Larker, Norm – 1964  
 Larsen, Don – 1968  
 Latter, David – 1992  
 Law, Joe – 1987-90  
 Law, Ron – 1972  
 Law, Vance – 1991  
 Leach, Jalal – 1997, 2003  
 Lee, Cliff – 2010  
 Lee, Don – 1967  
 Lehr, Justin – 2007  
 Leiper, Dave – 1984-87, 1990, 94  
 Leiter, Mark – 1999  
 LeMaster, Johnnie – 1987  
 LeMay, Dick – 1960, 1962, 69-70  
 Lemonds, Dave – 1969-70  
 Leone, Justin – 2004-05  
 Lerner, Lewis – 1975  
 Leshner, Brian – 2000  
 Lewis, Darren – 1990  
 Lewis, Scott – 1995  
 Lezcano, Carlos – 1984  
 Liddi, Alex – 2011-13  
 Limonta, Johan – 2011-12  
 Lintz, Larry – 1979  
 Linzy, Frank – 1964  
 Lira, Felipe – 1997-98  
 Littleton, Larry – 1980

Littleton, Wes – 2010  
 Litton, Greg – 1995  
 Liverpool, Marquise – 2006  
 Livingston, Bobby – 2005-06  
 Loberg, Tim – 1977  
 Lockhart, Keith – 1992  
 Lombardo, Earl – 1969  
 Lonchar, John – 1977  
 Looper, Aaron – 2003-04, 2006  
 Lopez, Albie – 2005  
 Lopez, Aquilino – 2002  
 Lopez, Danny – 2011  
 Lopez, Jose – 2004-05  
 Lopez, Mickey – 2003-04  
 Lorraine, Andrew – 1998, 2005  
 Lovenguth, Lynn – 1960-61  
 Lowe, Derek – 1996-97  
 Lowe, Mark – 2007  
 Luce, Rob – 1999  
 Luebber, Steve – 1972-73, 75, 77  
 Lueke, Josh – 2010-11  
 Luetge, Lucas – 2013-14  
 Lundstedt, Tom – 1975  
 Lung, John – 1968-71  
 Lydy, Scott – 1993-94  
 Lysander, Rick – 1981  
 Lysgaard, Jim – 1978

**M**  
 Mabry, John – 2000, 2003  
 MacDougal, Mike – 2014  
 Machado, Robert – 2000  
 Mack, Chantz – 2014  
 Mack, Quinn – 1995  
 MacKenzie, Ken – 1964  
 Mackintosh, Jason – 2007  
 Maddux, Mike – 1997  
 Madritsch, Bobby – 2004  
 Maduro, Jorge – 2003-04  
 Magdaleno, Ricky – 2000  
 Maldonado, Carlos – 1994  
 Maldonado, Carlos – 1998  
 Maldonado, Felix – 1963  
 Mallory, Sheldon – 1979  
 Maloof, Jack – 1976  
 Mandile, Tom – 1966-68  
 Manely, Bob – 1976  
 Mangini, Matt – 2010-11  
 Manos, Pete – 1980  
 Manrique, Fred – 1991  
 Manuel, Charlie – 1973  
 Manuel, Robert – 2009  
 Manzanillo, Josias – 1997  
 Manzanillo, Ravelo – 1997  
 Maranda, Georges – 1961  
 Marichal, Juan – 1960  
 Marietta, Louis – 1983  
 Marquez, Jeff – 2012  
 Marte, Damaso – 1999  
 Marte, Ketel – 2014  
 Martinez, Gustavo – 2001-02, 04  
 Martinez, Manny – 1993-94, 1996  
 Mateo, Julio – 2002, 2007  
 Mathis, Joe – 1999  
 Matias, John – 1973  
 Matos, Francisco – 1994, 1999  
 Matos, Josue – 2002  
 Maurer, Brandon – 2013-14  
 May, Davis – 1976-77  
 Maynard, Scott – 1995, 2004  
 McCall, Larry – 1978, 1980  
 McCarthy, Greg – 1996-99  
 McCarty, David – 1998  
 McClain, Jim – 1962, 1964  
 McClendon, Travis – 2000

FRONT  
OFFICE

CHENEY  
STADIUM

COACHES/STAFF

2015 RAINIERS

2014 SEASON  
REVIEW

OPPONENTS

HISTORY &  
RECORDS

MEDIA &  
MISC.

# ALL-TIME ROSTER (1960-2014)

McCormick, Mike – 1973  
 McCovey, Willie – 1960  
 McCoy, Tim – 1990-91  
 McDonald, Rusty – 1983-84  
 McFadden, Leon – 1971  
 McGinnis, Russ – 1988-90  
 McGwire, Mark – 1986  
 McKay, Dave – 1975-76, 1983  
 McKnight, Jim – 1965  
 McLaughlin, Bo – 1982, 1985  
 McLaughlin, Joey – 1985-86  
 McMahon, Ed – 1973  
 McMath, Jim – 1969-70  
 McNealy, Rusty – 1983  
 Meacham, Rusty – 1996  
 Meche, Gil – 1999-2000, 2004  
 Mecir, Jim – 1995  
 Medina, Yoervis – 2010, 2013  
 Meeks, Tim – 1987-88  
 Melson, Gary – 1979  
 Menchaca, Eddy – 2002  
 Meneses, Alex – 2007  
 Menhart, Paul – 1996-97  
 Mercado, Orlando – 1988  
 Mercedes, Henry – 1990, 1992-94  
 Mersch, Neal – 1978  
 Messenger, Randy – 2008-2009  
 Metzger, Roger – 1969-70  
 Meyer, Dan – 1984  
 Meyer, Jake – 2000-2002  
 Meyers, Chad – 2003  
 Meyers, LeRoy – 1966  
 Mickolio, Kameron – 2007  
 Mielke, Gary – 1991  
 Milacki, Bob – 1995-96  
 Millay, Keith – 1992  
 Miller, Brad – 2013  
 Miller, Corky – 2006  
 Miller, Justin – 2011  
 Miller, Russ – 1990  
 Miller, Trevor – 2014  
 Millette, Joe – 1997  
 Miner, Zach – 2014  
 Minetto, Craig – 1981  
 Minor, Blas – 1996  
 Minor, Ryan – 2002  
 Mitchell, Bobby – 1967  
 Mitchell, D.J. – 2012-13  
 Mize, Paul – 1981-82  
 Mobley, Willie – 1968  
 Mohler, Mike – 1994  
 Molina, Izzy – 1992  
 Monahan, Shane – 1997-2000  
 Montane, Ivan – 2000  
 Montero, Jesus – 2013-14  
 Montreuil, Al – 1969-71  
 Monzant, Ray – 1960  
 Monzon, Dan – 1974  
 Monzon, Erick – 2006, 2009  
 Moon, Brian – 2004  
 Mooneyham, Bill – 1985-87  
 Moore, Adam – 2009-2010, 2012  
 Moore, Kelvin – 1981-83  
 Morales, Willie – 1993  
 Moran, Al – 1966  
 Moran, Brian – 2012-13  
 Morban, Jose – 2006  
 Morban, Julio – 2014  
 Moreta, Ramon – 2001  
 Morgan, Russ – 2000  
 Morris, Danny – 1972  
 Morrison, Logan – 2014  
 Morrow, Brandon – 2008-2009  
 Morse, Mike – 2005-07, 09, 2013  
 Mortimore, Travis – 2007

Mosquera, Julio – 2003  
 Moss, Damian – 2005  
 Moss, Steve – 2009  
 Mota, Manny – 1961  
 Moyer, Jamie – 1997  
 Mullen, Scott – 2005  
 Munoz, Luis – 2009-2010  
 Mura, Steve – 1985  
 Murphy, Dwayne – 1987  
 Murphy, Mike – 1999-2000  
 Murphy, William – 1970  
 Murray, Tom – 1968  
 Musselman, Jeff – 1991-92  
 Mustad, Eric – 1981-82  
 Myers, Adrian – 2001, 2003  
 Myers, Dennis – 1975  
 Myers, Ed – 1983-84  
 Myers, Randy – 2001  
 Myette, Ken – 1968

## N

Nady, Xavier – 2014  
 Nageotte, Clint – 2004-06  
 Nannini, Mike – 2006  
 Narleski, Steve – 1979  
 Narron, Jerry – 1978  
 Nasif, Ralph – 1973  
 Navarro, Julio – 1960-62  
 Navarro, Oswaldo – 2006-2009  
 Neel, Troy – 1991-93  
 Neill, Mike – 1994, 2000  
 Nelson, Brad – 2009-2010  
 Nelson, Joe – 2010  
 Nelson, Jon – 2006-2008  
 Nelson, Rob – 1986-87  
 Nesbitt, Michael – 2004  
 Nettles, Jim – 1973, 1981-82  
 Newby, Joey – 2009  
 Newfield, Marc – 1995  
 Newman, Ray – 1970-71  
 Nicholson, Carl – 1979  
 Noesi, Hector – 2012-13  
 Noland, James – 1995  
 Noriega, Gabriel – 2014  
 Norrid, Tim – 1979-80  
 Norris, Mike – 1983, 1989-90  
 Norton, Greg – 2008  
 Norton, Tom – 1973, 1975  
 Norwood, Willie – 1976-77  
 Nottebart, Don – 1970  
 Nunez, Abraham – 2005  
 Nunez, Isreal – 2007, 2009  
 Nunez, Jhonny – 2013  
 Nunez, Luis – 2007

## O

Obradovich, Jim – 1974  
 O'Brien, Bob – 1973  
 O'Brien, Charlie – 1984-85  
 Ochoa, Blake – 2010  
 O'Connell, Danny – 1960  
 O'Flaherty, Eric – 2006-2008  
 Ohka, Tomo – 2007  
 Ojeda, Miguel – 2005  
 Oldham, Tom – 2006  
 Oliver, Dave – 1979-80  
 Oliver, Joe – 2000  
 Oliver, Nate – 1970  
 Oliveros, Luis – 2008  
 Olivo, Miguel – 2005, 2012  
 Olson, Garrett – 2009-2010  
 Ontiveros, Steve – 1984-85, 1987  
 Orsino, John – 1961-62  
 Ortiz, Jose – 1971  
 Osteen, Gavin – 1992-94

Otto, Dave – 1988-90  
 Overton, Joe – 1965  
 Owchinko, Bob – 1985  
 Owens, Jerry – 2009

## P

Pacheco, Alex – 1997  
 Pagan, Jose – 1960  
 Page, Mitchell – 1981-82  
 Pagel, Karl – 1980  
 Palat, Ed – 1974-75  
 Palazzolo, Steve – 2010  
 Palmer, Matt – 2014  
 Paniagua, Jose – 1998  
 Paquette, Craig – 1992-94  
 Paredes, Edward – 2007, 2010-11  
 Parker, Clayton – 1991  
 Parker, Terrence – 2006  
 Parque, Jim – 2007  
 Parrish, John – 2007  
 Patrick, Bronswell – 1993-94  
 Patterson, Corey – 2013  
 Patterson, Dave – 1982  
 Patterson, Scott – 2010-12  
 Pauley, David – 2010, 2012  
 Paxton, James – 2013-14  
 Paxton, Mike – 1980  
 Pazik, Mike – 1974-76  
 Pedrique, Al – 1990  
 Pecci, Jay – 2003  
 Peek, Tim – 1992-93  
 Peguero, Carlos – 2011-13  
 Peguero, Julio – 1995-96  
 Pellow, Kit – 2005  
 Pena, Bobby – 1966  
 Pena, George – 1967, 69, 1974-75  
 Pena, Wily Mo – 2011  
 Penalver, Luis – 1962  
 Perez, Bill – 1989  
 Perez, Oliver – 2012  
 Perlozzo, Sam – 1977  
 Perry, Bob – 1960-63  
 Perry, Gaylor – 1960-63  
 Petagine, Roberto – 2006  
 Peters, Ricky – 1983-86  
 Peterson, Cap – 1963, 1972  
 Petit, Yusmeiro – 2010  
 Pettis, Gary – 1993  
 Pevey, Marty – 1995  
 Phifer, Ron – 1962  
 Phillips, Anthony – 2010  
 Phillips, Dick – 1960-62  
 Phillips, J.R. – 2003  
 Phillips, Tony – 1981-82, 85, 87-88  
 Phillips, Tony – 1995-96  
 Phoenix, Steve – 1993-94  
 Piche, Ron – 1968-69  
 Pico, Jeff – 1991  
 Pinteroburgo, Rob – 1980  
 Pina, Manny – 2014  
 Pineda, Michael – 2010  
 Pineiro, Joel – 2000-2001, 2005  
 Pirkil, Greg – 1995-96  
 Pizzaro, Juan – 1971  
 Pizzaro, Melvin – 2005  
 Pledger, Kinnis – 1999  
 Plews, Herb – 1965  
 Plunk, Eric – 1985-87  
 Poedsnik, Scott – 2001-2002  
 Poepping, Mike – 1975-76  
 Pointer, Aaron – 1968-69  
 Polidor, Gus – 1991-92  
 Polinsky, Bob – 1978  
 Polonia, Luis – 1986-88  
 Popovich, Paul – 1966

FRONT OFFICE

CHENEY STADIUM

COACHES/STAFF

2015 RAINIERS

2014 SEASON REVIEW

OPPONENTS

HISTORY & RECORDS

MEDIA & MISC.

## ALL-TIME ROSTER (1960-2014)

Powell, Hosken - 1977  
 Powers, John - 1963  
 Poythress, Rich - 2013  
 Pozo, Arquimedez - 1995-96  
 Pregenzer, John - 1963-65  
 Prescott, George - 1960  
 Prettyman, Ronnie - 2007  
 Pries, Jordan - 2014  
 Procopio, Jim - 1966  
 Proly, Mike - 1977  
 Pryor, Buddy - 1989  
 Pryor, Stephen - 2012-14  
 Pulsipher, Bill - 2004  
 Puryear, Nate - 1979  
 Putz, JJ - 2002-2004, 2008  
 Pyznarski, Tim - 1984

### Q

Qualls, Jim - 1968-70  
 Quinones, Luis - 1983  
 Quintero, Humberto - 2014  
 Quirk, Jamie - 1989  
 Quiroz, Guillermo - 06, 09-10, 12

### R

Raabe, Brian - 1997  
 Raczka, Mike - 1990, 1992-93  
 Radatz, Dick - 1967  
 Radmanovich, Ryan - 1998-99  
 Rajtsich, Dave - 1978  
 Rall, Tim - 2005  
 Ralston, Bill - 1974-75  
 Ramirez, Erasmo - 2011-14  
 Ramirez, Horacio - 2007  
 Ramirez, Ramon - 2014  
 Ramos, Domingo - 1978  
 Ramsay, Rob - 1999-2001  
 Rapada, Clay - 2014  
 Raudman, Bob - 1966-67  
 Reberger, Frank - 1968  
 Redfern, Pete - 1976  
 Redman, Prentice - 2007-2009  
 Reece, Thad - 1985-87  
 Reed, Jeremy - 2004, 2007-08  
 Reichert, Dan - 2005  
 Reid, Jessie - 1989  
 Reimer, Kevin - 1996-97  
 Reitsma, Chris - 2007  
 Relaford, Desi - 1995-96  
 Rende, Sal - 1979-80  
 Renfree, Matt - 2008  
 Renfro, Marshall - 1960  
 Renick, Rick - 1973-76  
 Reser, Phil - 1970  
 Retzer, Edwin - 1983  
 Reuschel, Paul - 1971  
 Reveira, Frank - 1960-62  
 Reynolds, Archie - 1968-69  
 Reynolds, Kevin - 2006-2007  
 Rhodes, Dusty - 1960-63  
 Rhomberg, Kevin - 1980  
 Rickey, Ralph - 1970-71  
 Rico, Al - 1972  
 Rifkin, Aaron - 2005  
 Rijo, Jose - 1985, 1987  
 Ring, Royce - 2011  
 Rislely, Bill - 1995  
 Rivas, Danny - 1961-63  
 Rivera, Mumba - 2008, 2010  
 Rivera, Rene - 2004-06  
 Rivette, Scott - 2000  
 Robbins, Doug - 1993  
 Roberson, Kevin - 1995  
 Robertson, Andre - 1988  
 Robertson, Nate - 2011

Robinson, Bruce - 1984  
 Robinson, Jerry - 1963  
 Robinson, Kerry - 1999  
 Robinson, Trayvon - 2011-12  
 Robisch, Jon - 1967  
 Robles, Mauricio - 2010-12  
 Roderick, Barry - 1973, 1976  
 Rodriguez, Alex - 1995-96  
 Rodriguez, Frank - 2000  
 Rodriguez, Luis - 2011-12  
 Rodriguez, Rick - 1983-87  
 Rodriguez, Roberto - 1971  
 Roe, Chaz - 2011  
 Roenicke, Ron - 1986  
 Rogelstad, Matt - 2003  
 Rogers, Mark - 2014  
 Rohrbaugh, Robert - 2007-08  
 Rohn, Dan - 1987  
 Rohrmeier, Dan - 1997-98  
 Rojas, Minnie - 1963  
 Rolison, Nate - 2002  
 Romano, Tom - 1984-85  
 Romero, Stefan - 2013-14  
 Rose, Brad - 2004  
 Ross, Gary - 1967-68  
 Rossy, Rico - 1998  
 Rowland-Smith, Ryan - 2007-10  
 Royer, Stan - 1989  
 Roznovsky, Vic - 1967  
 Rubio, Jorge - 1967  
 Rudolph, Ken - 1968, 1971  
 Ruffin, Chance - 2012-14  
 Runion, Tony - 2004

### S

Sadowski, Ted - 1964  
 Sachse, Matt - 1999  
 Sain, Tom - 1976-77  
 Sakata, Lenn - 1986  
 Salkeld, Roger - 1995  
 Sammons, Lee - 1991  
 Sanchez, Alejandro - 1987-88  
 Sandel, George - 2004  
 Sanders, Anthony - 2000  
 Sandoval, Juan - 2007  
 Santiago, Ramon - 2004-05  
 Santin, Daniel - 2007  
 Sardinha, Bronson - 2008  
 Sasaki, Kazuhiro - 2003  
 Saul, Jim - 1967, 1970  
 Saunders, Dennis - 1972  
 Saunders, Doug - 1995-96  
 Saunders, Michael - 08-10, 13-14  
 Savastano, Scott - 2008, 2012-13  
 Schaefer, Jeff - 1994  
 Scheffer, Aaron - 1999-2000  
 Scherer, Doug - 1985  
 Schlesinger, Bill - 1968  
 Schmidt, Dave - 1992  
 Schmitz, Dan - 1978  
 Schock, Bill - 1991  
 Schroder, Bobby - 1968  
 Schurr, Wayne - 1963, 1966  
 Schuster, Frank - 1974  
 Schweiger, Brian - 2005-06  
 Scott, Bob - 1967  
 Scott, Dickie - 1989-90  
 Seager, Kyle - 2011  
 Sealy, Scot - 1995, 1997-99  
 Sears, Todd - 2006  
 Seberger, Mike - 1974, 1976  
 Secrist, Don - 1971  
 Seddon, Chris - 2009-2011  
 Seelbach, Chris - 1998  
 Seitzer, Brad - 1998-99  
 Sena, Jandy - 2012  
 Serrano, Wascar - 2002  
 Serum, Gary - 1977  
 Sexton, Jimmy - 1981-82  
 Shaddy, Christopher - 1988  
 Shaver, Jeff - 1988-90  
 Shaw, Curtis - 1994  
 Sheets, Andy - 1995-97  
 Shelen, Carl - 1965  
 Shell, Steven - 2009-2010  
 Shelton, Chris - 2009  
 Sherman, Darrell - 1995  
 Sherow, Dennis - 1982-83  
 Sherrill, George - 2004-05  
 Sherrod, George - 1968-71  
 Shibillo, Andy - 2004  
 Shikles, Larry - 1993  
 Shipley, Joe - 1960  
 Shockey, Scott - 1990, 1993  
 Shoemaker, Scott - 2008  
 Shotkoski, David - 1989  
 Show, Eric - 1991  
 Silva, Carlos - 2009  
 Silvestre, Juan - 1997  
 Simas, Bill - 2004  
 Simmons, Enoch - 1994  
 Simmons, Nelson - 1991  
 Simons, Mitch - 1998  
 Simpson, Allan - 2003  
 Simpson, Corey - 2014  
 Sinatro, Matt - 1987-88  
 Sinclair, Steve - 1999-2000  
 Sinner, Roger - 1963-64  
 Skidmore, Roe - 1969-70  
 Slagle, Roger - 1978  
 Slaughter, Sterling - 1966  
 Sliwinski, Kevin - 1988  
 Slusarski, Joe - 1990-94  
 Smith, Bobby Gene - 1966-67  
 Smith, Carson - 2014  
 Smith, Charley - 1969  
 Smith, Chris - 2011  
 Smith, Coleman - 1974-75  
 Smith, Garry - 1978  
 Smith, Jack - 1992  
 Smith, Mark - 1983  
 Smith, Paul - 1963-64  
 Smith, Raymond - 1986  
 Smith, Ryan - 1997  
 Smith, Tim - 1992-94  
 Smith, Tom - 1968  
 Smithberg, Roger - 1993-94  
 Smoak, Justin - 2010-14  
 Snell, Ian - 2010  
 Snelling, Chris - 2003, 2005-06  
 Snopek, Chris - 2000  
 Snow, Forrest - 2011-14  
 Snyder, Brian - 1988-89  
 Snyder, Jason - 2006  
 Soderholm, Dale - 1974, 1976  
 Soderholm, Rick - 1973  
 Soffield, Eric - 1977  
 Sojo, Luis - 1995  
 Sommers, Dennis - 1965  
 Soriano, Rafael - 2003-05  
 Soriano, Fred - 1993  
 Sosa, Jorge - 2008  
 Souza, Justin - 2008  
 Souza, Mark - 1981  
 Sovde, Dick - 1962  
 Spangler, Al - 1967, 1970  
 Sparks, Joe - 1963-64  
 Speed, Horace - 1979  
 Speigner, Levale - 2010  
 Spencer, Sean - 1998-2000

FRONT  
OFFICE

CHENEY  
STADIUM

COACHES/STAFF

2015 RAINIERS

2014 SEASON  
REVIEW

OPPONENTS

HISTORY &  
RECORDS

MEDIA &  
MISC.

# ALL-TIME ROSTER (1960-2014)

Spiezio, Scott – 2005  
 Sprague, Ed – 2001  
 Staiger, Roy – 1978  
 Stanek, Al – 1964-65  
 Stanton, Mike – 1979  
 Stark, Denny – 2001, 2008-09  
 Steenstra, Kennie – 1999  
 Stephens, Gene – 1967  
 Stephenson, Earl – 1971, 1974  
 Stephenson, John – 1967  
 Stephenson, Phil – 1984-85  
 Stevens, Dave – 1999  
 Stewart, Dave – 1986  
 Stewart, Jimmy – 1966  
 Stitt, Brian – 2003  
 Stoddard, Bob – 1986, 1988  
 Stone, Rocky – 1973, 1975  
 Stoneman, Bill – 1967-68  
 Storm, Bob – 1973  
 Stover, Joe – 1971  
 Strebeck, Rick – 1990-91  
 Strickland, Jim – 1972-73  
 Strong, Jamal – 2003-05  
 Stubing, Larry – 1961  
 Sturtze, Tanyon – 1994  
 Sucre, Jesus – 2013-14  
 Suzuki, Mac – 1996-98  
 Sveum, Dale – 1993  
 Swiacki, Bill – 1982  
 Sweeney, Brian – 99-00, 02-03, 10, 12-13  
 Sweeney, Mike – 2010  
 Szukala, Gary – 1969

**T**  
 Talton, Tim – 1963-64  
 Tanner, Bruce – 1987, 1989  
 Taormina, Sal – 1960  
 Tapani, Kevin – 1986  
 Tavarez, David – 2002  
 Taylor, Aaron – 2003  
 Taylor, Chris – 2014  
 Taylor, Steve – 1978  
 Taylor, Wayne – 2014  
 Tejada, Wil – 1991  
 Tellman, Tom – 1985  
 Tenbrink, Nate – 2013-14  
 Terrell, Jerry – 1972, 1975  
 Terveen, Bryce – 2005  
 Thames, Eric – 2013  
 Thayer, Greg – 1975  
 Thoma, Ray – 1985-86  
 Thomas, Brad – 2007  
 Thomas, Frank – 1966  
 Thomas, Gerry – 1962-64  
 Thomas, Jared – 2005  
 Thomas, Juan – 2001-2002  
 Thomas, Justin – 2008-2009  
 Thomas, Roy – 1981  
 Thompson, John – 1995  
 Thompson, Marv – 1978  
 Thornton, Matt – 2003-04  
 Thorpe, Tracy – 2008  
 Throneberry, Faye – 1962-63  
 Thrower, Keith – 1985-86  
 Thurman, Gary – 1995  
 Tiefenauer, Bob – 1968-69  
 Tiefenthaler, Verle – 1960-61  
 Tillman, Kerry – 1986  
 Timmons, Ozzie – 1999  
 Tinsley, Lee – 1997  
 Todd, Jim – 1971  
 Tolentino, Jose – 1985, 1987  
 Tomko, Brett – 2000-2001  
 Torres, Daniel – 2013

Torres, Melqui – 2000  
 Torres, Paul – 1997  
 Torres, Salomon – 1995-96  
 Torrez, Mike – 1984  
 Traber, Billy – 2010  
 Trail, Chet – 1969  
 Triunfel, Carlos – 2011-13  
 Tuiasosopo, Matt – 2008-2011  
 Turang, Brian – 1995  
 Turman, Jason – 2001

**U**  
 Ugueto, Luis – 2002-2004  
 Ulloa, Enmanuel – 2000, 2002  
 Underwood, Jake – 1998  
 Upham, John – 1967-68  
 Urso, Sal – 1996  
 Ust, Brant – 2007

**V**  
 Valbuena, Luis – 2005, 2008  
 Valdez, Wilson – 2005  
 Valenzuela, Benny – 1960-61  
 Van Poppel, Todd – 1992-93  
 Van Wyck, Jim – 1973-77  
 Vargas, Jason – 2009  
 Vargas, Julio – 1994  
 Varitek, Jason – 1997  
 Varvaro, Anthony – 2010  
 Vasquez, Anthony – 2011-12  
 Vasquez, Rafael – 1980  
 Vasser, Luke – 1965  
 Vazquez, Ramon – 96, 2001, 2010  
 Veintidos, Juan – 1974-77  
 Venegas, Alfredo – 2008  
 Veres, Dave – 1990  
 Vice, Darryl – 1990  
 Villarreal, Oscar – 2008  
 Villilo, Miguel – 2000  
 Villone, Ron – 1995  
 Von Ohlen, Dave – 1986-88  
 Vosberg, Ed – 1994  
 Vossler, Dan – 1973-74

**W**  
 Waggoner, Jim – 1991  
 Wagner, Mark – 1984  
 Wagner, Matt – 1995-96  
 Wagner, Michael – 2007  
 Wakamatsu, Don – 1995-96  
 Walker, Taijuan – 2013-14  
 Walton, Bruce – 1989-92  
 Walton, Danny – 1974-75  
 Ward, Bryan – 2004  
 Ward, Chris – 1970  
 Ward, Gary – 1977  
 Ward, Jay – 1977  
 Ward, Kevin – 1990  
 Warren, Mike – 1983-85  
 Warwick, Carl – 1966  
 Wathan, Dusty – 1998, 2000  
 Watson, Mark – 2000-2002  
 Wear, Greg – 2003-04  
 Weaver, Eric – 1999  
 Weber, Darrell – 1965  
 Weber, Jake – 2002  
 Weber, Weston – 1989-92, 1995  
 Weekley, Johnny – 1960, 1962  
 Weiss, Walt – 1987, 1989, 1992  
 Wells, Casper – 2012  
 Wells, Jared – 2008-2009  
 Werle, Bill – 1960-61  
 Werly, Jamie – 1978  
 Wernig, Pat – 1991  
 Werth, Dennis – 1978

Wertz, Bill – 1996  
 White, Jesse – 1966  
 White, Mike – 1967-69  
 White, Rick – 2007  
 White, Sean – 2007-2010  
 Widger, Chris – 1995-96  
 Wihtol, Sandy – 1979-80  
 Wiley, Mark – 1972-76  
 Wilfong, Rob – 1976-77  
 Wilhelmson, Tom – 2013  
 Wilkerson, Curtis – 1995  
 Wilkins, Eric – 1980  
 Wilkins, Rick – 1997  
 Wilkinson, Bill – 1992  
 Wilkinson, Don – 1970  
 Willard, Jerry – 1986-87, 1995.  
 Willhite, Nick – 1968  
 Williams, George – 1965  
 Williams, Jeff – 1995  
 Williams, Randy – 2003-04  
 Williams, Todd – 1999-2000  
 Williamson, Scott – 2008  
 Wilson, Bill – 1960  
 Wilson, Craig – 2008  
 Wilson, Dan – 2000  
 Wilson, Jack – 2010  
 Wilson, Josh – 2009-2010  
 Wilson, Mike – 2009-2012  
 Wilson, Neil – 1960-62  
 Winfree, David – 2010  
 Witmeyer, Ron – 1990-93  
 Witte, Trey – 1996-97  
 Woerman, Joe – 2005, 2008  
 Wojna, Edward – 1990  
 Wolcott, Bob – 1995-97  
 Womack, Josh – 2008  
 Woodard, Mike – 1983-84  
 Woods, Al – 1976  
 Woods, Jake – 2007-08  
 Woodward, Chris – 2009-2010  
 Wooten, Greg – 2001-2002  
 Worrell, Mark – 2010  
 Wright, Dan – 2006  
 Wright, Jesse – 1979  
 Wright, Chris – 2003  
 Wright, Ron – 2002

**X**  
 Xavier, Joe – 1988

**Y**  
 Yancy, Hugh – 1979  
 Yelding, Eric – 1996  
 Yepez, Jose – 2010-11  
 Yepez, Mario – 2012  
 Young, Curt – 1983-86, 1993  
 Young, Don – 1966, 1970  
 Young, Ernie – 1994  
 Young, Matt – 1989  
 Young, Ray – 1990, 1994  
 Youngbauer, Scott – 2006

**Z**  
 Zahn, Paul – 1971  
 Zancanaro, David – 1992  
 Zanni, Dom – 1960-61  
 Zapata, Juan – 2006  
 Zapp, AJ – 2004  
 Zaska, Jeff – 1988  
 Zeber, George – 1978  
 Zimmerman, Jordan – 1999-2001  
 Zimmerman, Mike – 1996  
 Zinter, Alan – 1997  
 Zorn, Dean – 2005-06  
 Zuniga, Tony – 2004  
 Zunino, Mike – 2013

FRONT OFFICE

CHENEY STADIUM

COACHES/STAFF

2015 RAINIERS

2014 SEASON REVIEW

OPPONENTS

HISTORY & RECORDS

MEDIA & MISC.





## **MEDIA & MISCELLANEOUS**

## 2015 TACOMA RAINIERS MEDIA GUIDELINES

**CONTACT INFORMATION:** All requests and questions should be addressed to: **Brett Gleason, Media Relations Coordinator, (253) 722-2027, bgleason@tacomarainiers.com.**

**MEDIA CREDENTIALS:** 2015 Tacoma Rainiers media credentials will be issued only to accredited members of the media. Season credentials will be issued only to legitimate news gathering organizations that cover the Rainiers on a daily basis. To apply for season media credentials, please complete and return a requested 'Media Credential Application' form and a signed Minor League Baseball 'Terms and Conditions of Credentials for Minor League Baseball Events' form. **The Rainiers will be very selective in issuing season credentials to online-only publications; however, those denied may apply for daily credentials.**

Daily credentials will be issued to those individuals or organizations who do not qualify for season credentials, including freelance writers, most bloggers and reporters for weekly/monthly shows and publications. Daily credentials will also be issued to radio and TV stations when the need arises for extra pre/post-game personnel and to newspaper reporters providing extra coverage. Once a daily credential request is approved and on file, the Rainiers require at least a **24-hour notice** for all daily credential requests. All weekend requests should be made by 3 p.m. on the Thursday prior.

**Credential requests can be sent via email to bgleason@tacomarainiers.com, by fax to (253) 722-2044 or by mail to: Communications Dept., Cheney Stadium, 2502 S. Tyler St., Tacoma, WA, 98405** on company letterhead from the sports editor/director/producer. Under no circumstances are media credentials to be transferred from person to person without the expressed permission and approval of the Tacoma Rainiers communications department. Violation of this policy may result in the informing of the Pacific Coast League office, dismissal of the media member from Cheney Stadium and confiscation of the violator's media credential.

**MEDIA CREDENTIAL PICKUP:** Upon approval of credential request, media members may pick up daily credentials at the Cheney Stadium Box Office Will Call window during normal business hours or beginning at 10 a.m. on day of game. A valid photo ID will be required upon pickup. Any special pickup requests should be sent via email to bgleason@tacomarainiers.com.

**MEDIA PARKING:** There will be a limited number of media parking spots made available for every Rainiers game. All media members with credentials for a given game will have their names placed on a parking list. Those picking up daily credentials will have their names added to the parking list only if they have provided a 24-hour notice.

**PRESS BOX:** The press box is located along the third base side of Cheney Stadium on the ballpark's second level, and opens three hours prior to first pitch. It is a working press box for **WORKING MEMBERS OF THE MEDIA ONLY**. Due to space limitations, there is always a possibility that credentialed media will not be stationed in the press box but at an auxiliary area. The Rainiers have wireless internet access available for those in the press box as well as those assigned to the auxiliary area. Rosters, lineups, game notes and team statistics will be available in the press box two hours prior to the scheduled game time.

**CLUBHOUSE ACCESS:** Only properly credentialed media members may gain access to the clubhouse. Both the Rainiers and visiting team clubhouses are located on field level. The home dugout is located on the third-base side and the visitors' dugout along the first-base side. **MEDIA MEMBERS ARE NOT PERMITTED IN THE TRAINING ROOM OR EQUIPMENT ROOM AT ANY TIME.** In accordance with the regulations designated by Major League Baseball, the clubhouse is open to properly credentialed media members 3-1/2 hours prior to the start of the game and closes an hour prior to the game. The clubhouse areas are also closed when the teams are on the field, unless previously approved by the Rainiers. Following the game, the clubhouse will open approximately 15 minutes following the final out. Access is prohibited between games of a doubleheader and during rain delays.

**FIELD ACCESS:** Appropriately credentialed media are permitted access to the field and dugout areas, but are required to stay on the warning track, particularly when the team is taking batting practice. Media must leave the field and dugout areas no later than one hour prior to game time.

**MEDIA GUIDES, GAME NOTES, AND STATISTICS:** Rainiers media guides can be obtained from the Rainiers in the press box. Rainiers game notes and statistics will be made available in the press box prior to the start of the game. To receive games notes in your inbox daily, please email **Media Relations Coordinator Brett Gleason** at bgleason@tacomarainiers.com.

**MEDIA INTERVIEWS:** Rainiers players and coaches can be made available for interviews prior to on-field stretching and following batting practice. Interviews cannot be conducted during batting practice. Media members wishing to do an off-site interview or a feature story should contact the Rainiers no later than 72 hours prior to the scheduled interview time. The media is asked to be respectful of the players' pre-game schedule when requesting an interview. No one will be permitted to interview starting pitchers pre-game on the day of their start.

**PHOTO WELLS:** Photo wells are located at the end of each dugout. Photographers must request usage 24-hours in advance using the guidelines outlined under Media Credentials above. Photographers are not permitted in the actual dugout area or on the field once the game begins. Please wait until the end of the inning to move to or from these areas.

**USE OF PHOTOGRAPHY:** Media outlets needing use of Rainiers photography may contact the communications department at (253) 722-2027 or via email at bgleason@tacomarainiers.com. Accredited media members may use Rainiers photographs for non-endorsement projects only.

**AUTOGRAPH POLICY:** Under no circumstances are credentialed media members permitted to seek autographs on the field of play or in either clubhouse. Violation of this policy will result in the dismissal of the media member from Cheney Stadium and confiscation of the violator's media credential.

**CAMERAS IN THE CLUBHOUSE:** Videographers are permitted in the Rainiers clubhouse following the game only, and must be accompanied by a reporter. Still photography is not permitted clubhouse access at any time



**MIKE CURTO**

# TACOMA RAINIERS BROADCASTER

FRONT  
OFFICE

CHENEY  
STADIUM

COACHES/STAFF

2015 RAINIERS

2014 SEASON  
REVIEW

OPPONENTS

HISTORY &  
RECORDS

MEDIA &  
MISC.

## CURTO'S CAREER SUMMARY

- Enters his 17th season as the Rainiers radio play-by-play announcer after joining the team in 1999.
- In 2011 and 2012, filled in as an announcer on the Seattle Mariners Radio Network.
- Prior to joining the Rainiers, served as the play-by-play announcer for the Rancho Cucamonga Quakes of the California League, Bend (OR) Bandits of the Western Baseball League and the Lafayette (IN) Leopards of the Great Central League.
- Graduated from the University of California at Berkeley in 1992 with a degree in English Literature.
- While at Cal, served as the sports director at student radio station KALX.
- Spent two years after college selling season tickets and luxury suites for the San Francisco Giants.
- Resides in Tacoma where he enjoys reading and playing poker in his spare time.
- Originally from Menlo Park, CA.

## 2015 TACOMA RAINIERS BROADCAST INFORMATION

**SOUTH SOUND SPORTS 850 AM** is under contract to carry Rainiers broadcasts throughout the 2015 season.

South Sound Sports will broadcast all 144 Rainiers games, both at home and when the team plays on the road.

The Rainiers Pre-Game Show begins 15 minutes prior to the start of first pitch, and the Rainiers Post-Game Show begins immediately following the final out.



### BATTING & INFIELD PRACTICE SCHEDULES

<b>7:00 PM GAME TIME</b>	<b>ON FIELD</b>	<b>OFF FIELD</b>
Rainiers Infield .....	4:00 PM .....	4:15 PM
Rainiers BP .....	4:15 PM .....	5:15 PM
Visitors BP .....	5:15 PM .....	6:00 PM
Visitors Infield .....	6:00 PM .....	6:15 PM
<b>6:00 PM GAME TIME</b>	<b>ON FIELD</b>	<b>OFF FIELD</b>
Rainiers Infield .....	3:00 PM .....	3:15 PM
Rainiers BP .....	3:15 PM .....	4:15 PM
Visitors BP .....	4:15 PM .....	5:00 PM
Visitors Infield .....	5:00 PM .....	5:15 PM
<b>5:00 PM GAME TIME</b>	<b>ON FIELD</b>	<b>OFF FIELD</b>
Rainiers Infield .....	2:00 PM .....	2:15 PM
Rainiers BP .....	2:15 PM .....	3:15 PM
Visitors BP .....	3:15 PM .....	4:00 PM
Visitors Infield .....	4:00 PM .....	4:15 PM
<b>1:30 PM GAME TIME</b>	<b>ON FIELD</b>	<b>OFF FIELD</b>
Rainiers Infield .....	12:15 PM .....	12:30 PM
Rainiers BP .....	10:45 AM .....	11:30 AM
Visitors BP .....	11:30 AM .....	12:15 PM
Visitors Infield .....	12:30 PM .....	12:45 PM
<b>11:30 AM GAME TIME</b>	<b>ON FIELD</b>	<b>OFF FIELD</b>
Rainiers Infield .....	10:30 AM .....	10:40 AM
Rainiers BP .....	CAGE .....	CAGE
Visitors BP .....	9:30 PM .....	10:15 PM
Visitors Infield .....	10:40 PM .....	10:50 PM

**FRONT  
OFFICE**

CHENEY  
STADIUM

COACHES/  
STAFF

2015  
RAINIERS

2014 SEASON  
REVIEW

OPPONENTS

HISTORY &  
RECORDS

MEDIA &  
MISC.

# CHENEY STADIUM SEATING GUIDE



## CHENEY STADIUM TICKET INFORMATION

Tickets may be purchased in person at the Cheney Stadium Box Office, located at the front of the ballpark, or over the phone by calling 1-800-745-3000. To purchase tickets online or to locate additional ticketing information, please visit [www.tacomarainiers.com](http://www.tacomarainiers.com) or email [tickets@tacomarainiers.com](mailto:tickets@tacomarainiers.com).

**Ticket office hours are:**

### Game Days

Monday - Friday: 10 a.m. - 7th Inning

Saturday: 10 a.m. - 7th Inning

Sunday: 10 a.m. - 7th Inning

### Non-Game Days

Monday-Friday: 10 a.m. - 5 p.m.

Saturday and Sunday: Closed

### Directions to Cheney Stadium:

From I-5, take exit 132 to Highway 16 West. Follow the 19th Street East exit and merge right onto 19th street. Make a right onto Clay Huntington Way and follow it into the Cheney Stadium Parking Lot.





Stefen **ROMERO**



Taijuan **WALKER**



Chris **TAYLOR**

**Rainiers**™



Triple-A Affiliate

**R** [tacomarainiers.com](http://tacomarainiers.com)

**f** [facebook.com/tacomarainiers](https://facebook.com/tacomarainiers)

**t** [twitter.com/rainiersland](https://twitter.com/rainiersland)

Tacoma Rainiers Baseball  
2502 S. Tyler Street  
Tacoma, WA 98405

Phone: 253-752-7707

Fax: 253-752-7135