

# 2012



# OFFICIAL MEDIA GUIDE

# TABLE OF CONTENTS

2012 Blue Jays Field Staff ..... 3  
 2012 Blue Jays Opening Day Roster ..... 4  
 2012 Blue Jays Players.....5-43  
**2011 SEASON IN REVIEW: 44**  
 2011 Day-by-Day Results ..... 44  
 Blue Jays 2011 Statistics..... 45  
 Single-Game Highs and Lows..... 46  
 Blue Jays vs. Appalachian League .....47-55  
**BLUEFIELD HISTORY: 56**  
 Bowen Field..... 57  
 Bluefield Baseball Year-by-Year Results..... 58  
 Bluefield Championships & Playoff History .... 58  
 Bluefield Award Winners and All-Stars ..... 59  
 Bluefield League Leaders..... 60  
 Mercer Cup..... 61  
 Road to the Show .....62-65  
 Blue Jays Single-Game Batting Records ..... 66  
 Blue Jays Single-Game Pitching Records..... 67

Blue Jays Single-Season Batting Records ..... 68  
 Blue Jays Single-Season Pitching Records.... 69  
 Blue Jays Streaks ..... 70  
**APPALACHIAN LEAGUE: 71**  
 Appy League Information ..... 71  
 Mileage Chart & All-Time Nicknames..... 72  
 2011 Standings & League Leaders .....73-74  
 2011 Postseason ..... 75  
 Appy League Champions ..... 76  
 2012 Blue Jays Opponents .....77-85  
**TORONTO BLUE JAYS: 86**  
 Toronto Blue Jays Front Office Directory ..... 87  
 Toronto Blue Jays 40-Man Roster ..... 88  
 Minor League Affiliates .....89-100  
 2011 Draft..... 101  
 2012 Draft..... 102  
 Baseball America Rankings..... 103  
**2012 BLUEFIELD BLUE JAYS SCHEDULE: 104**

## 2012 Bluefield Blue Jays Information Guide

The 2012 Bluefield Blue Jays Information Guide was researched and produced by James Smyth, the Blue Jays Director of Broadcasting and Media Relations. All information is current as of June 19, 2011. Cover art created by Kim Shafiroff. Statistical information provided in part by Major League Baseball Advanced Media (MLBAM), 75 Ninth Avenue, Fifth Floor, New York, NY 10011. Additional information about the 2012 Bluefield Blue Jays is available through the Blue Jays Media Relations Department at (914) 844-5383 or online at [www.BluefieldJays.com](http://www.BluefieldJays.com).

## PHONE NUMBERS

### BOWEN FIELD

Office Phone: (304) 324-1326  
 Office Fax: (304) 324-1318

### MEDIA CONTACT

James Smyth  
 Director of Broadcasting & Media Relations  
 Phone: (914) 844-5383  
 E-mail: [JamesSmyth621@gmail.com](mailto:JamesSmyth621@gmail.com)

## BLUEFIELD BLUE JAYS FRONT OFFICE

President/General Manager.....George McGonagle  
 Vice President..... Bill Looney  
 Treasurer..... Mary Kathryn Burton  
 Counsel..... David Kersey  
 Director of Field Operations and Grounds.....Mike White  
 Grounds Staff.....Josh Chavez  
 Grounds Staff..... Ryan Lambert  
 Grounds Staff..... Taylor Marshall

Clubhouse Manager..... Billy Funk  
 Concessions Manager..... Yeda Duarte  
 Director of Broadcasting and Media Relations..... James Smyth  
 Intern..... Teresa Davis  
 Intern..... Casey Glick  
 Intern..... Kylie Kirn  
 Intern..... Kory Lafreniere  
 Intern..... Yuki Mori

### 2012 Blue Jays Pregame Schedule (by first pitch time)

#### 3:05 PM


12:45-1:00 Blue Jays Infield  
 1:00-2:00 Blue Jays BP  
 2:00-3:00 Visitors BP  
 3:00-3:15 Visitors Infield  
 3:15-3:55 Field Prep  
 4:05 First pitch

#### 6:05 PM

2:45-3:00 Blue Jays Infield  
 3:00-4:00 Blue Jays BP  
 4:00-5:00 Visitors BP  
 5:00-5:15 Visitors Infield  
 5:15-5:55 Field Prep  
 6:05 First pitch

#### 7:05 PM

3:45-4:00 Blue Jays Infield  
 4:00-5:00 Blue Jays BP  
 5:00-6:00 Visitors BP  
 6:00-6:15 Visitors Infield  
 6:15-6:55 Field Prep  
 7:05 First pitch



### Bowen Field

Stadium Drive  
 P.O. Box 356  
 Bluefield, WV 24701  
 Office: (304) 324-1326  
 Fax: (304) 324-1318  
 GM: (304) 320-2324  
 Media: (914) 844-5383  
[www.BluefieldJays.com](http://www.BluefieldJays.com)

# 2012 FIELD STAFF

## MANAGER - DENNIS HOLMBERG

Dennis Holmberg is entering his second season as skipper of the Bluefield Blue Jays, but he's been with the Toronto organization for almost its entire existence.

A native of Fremont, Nebraska, Holmberg was drafted by the Brewers in the fifth round of the 1970 January draft. He played eight seasons as a third baseman/outfielder in the Milwaukee system and was a regular on the 1974 Midwest League champion Danville (IL) Warriors.

At 25, he began his managerial career in 1977 with the Newark Co-Pilots, the Brewers' farm team in the New York-Penn League. He then joined the Blue Jays in 1978 as a minor league instructor and has been with the organization ever since.

He has spent 24 seasons as a manager and eight as a coach in the Toronto system. He also spent the 1994 and 1995 seasons as the bullpen coach for the big league club.

Holmberg has piloted ten playoff teams, including last year's Appy League runner-up in Bluefield. It was Bluefield's first postseason trip since 2002. From 2002 to 2007 his Auburn Doubledays made six straight postseasons, including a New York-Penn League championship run in '07.

The Palm Harbor, Florida resident has managed many future major leaguers, including Roy Halladay, Fred McGriff, Jeff Kent, Jimmy Key, Cecil Fielder, Carlos Delgado, Tony Fernandez, Shawn Green, Al Leiter, Mark Timlin, Ricky Romero and J.P. Arencibia.

His son Kenny was drafted by the Blue Jays in 2001 and the Brewers in 2005. After playing four years in the minors, he went into coaching like his dad. He managed the Rangers' Dominican Summer League team in 2010 and is currently a coach for the Myrtle Beach Pelicans, a Texas farm club in the Carolina League.

### MANAGERIAL AND COACHING CAREER

1977	Manager, Newark Co-Pilots, New York-Penn Lg.	1987-89	Coach, Dunedin Blue Jays, Florida State Lg.
1978	Minor League Instructor, Toronto Blue Jays	1990-93	Manager, Dunedin Blue Jays, Florida State Lg.
1979	Manager, Medicine Hat Blue Jays, Pioneer Lg.	1994-95	Bullpen Coach, Toronto Blue Jays
1980	Manager, Kinston Eagles, Carolina Lg.	1996-97	Manager, Dunedin Blue Jays, Florida State Lg.
1981-84	Manager, Florence Eagles, South Atlantic Lg.	1998-2001	Coach, Dunedin Blue Jays, Florida State Lg.
1985	Coach, Syracuse Chiefs, International Lg.	2002-10	Manager, Auburn Doubledays, New York-Penn Lg.
1986	Manager, Medicine Hat Blue Jays, Pioneer Lg.	2011-	Manager, Bluefield Blue Jays, Appalachian Lg.

## PITCHING COACH - ANTONIO CACERES

Antonio Caceres is set to begin his second season as Dennis Holmberg's pitching coach in Bluefield and his 13th in the Blue Jays organization.

At 17, he signed with the Blue Jays in 1995 and pitched for three seasons in the Dominican Summer League before moving up to the Pioneer League's Medicine Hat Blue Jays in Alberta, Canada. In his final season on the mound, he went 6-4 with a 3.81 ERA in 58 innings.

Caceres stayed with the Blue Jays as a pitching coach and taught young arms in the Dominican Summer League from 2000 to 2003. He had his first stint in the Appalachian League from 2004 to 2005 with the Pulaski Blue Jays. He worked under Holmberg for the next three seasons as pitching coach with the Auburn Doubledays, including their NYPL championship season of 2007. In 2009 it was on to the Midwest League's Lansing Lugnuts, the Jays' low-A affiliate. After two seasons he moved to Bluefield and was reunited with Holmberg.

## HITTING COACH - PAUL ELLIOTT

New hitting coach Paul Elliott replaces Kenny Graham, who was promoted to the same position with the Lansing Lugnuts. The Sydney, Australia native is starting his 17th season as a Blue Jays minor league manager or coach.

He began as a coach with the Medicine Hat Blue Jays in 1996, then spent the next year with the Knoxville Blue Jays and the next with the Hagerstown Suns. His first shot at managing was in 1999 with Medicine Hat for two seasons, and he led them to the playoffs in 2000.

He earned a move up to the Auburn Doubledays in 2001 and another to the low-A Charleston Alley Cats in 2002. Like Caceres, he's been in the Appy League before, having spent the 2003 season as manager of the Pulaski Blue Jays. From there Elliott went into coaching. He was in Dunedin from 2004 to 2008 and was then named hitting coach of the New Hampshire Fisher Cats in Double-A. He was there for the 2009 season, then moved to the Gulf Coast League for 2010 and 2011 before taking over in Bluefield for this season.

Elliott was a coach for the Australian National Team in the 2004 Olympics and the 2006 and 2009 World Baseball Classic. He has also managed the Parramatta Patriots, Sydney Storm and Sydney Blues of the Australian Baseball League.

## TRAINER - JON WOODWORTH

Trainer Jon Woodworth joins the Bluefield staff in 2012 for his 33rd year in the Toronto organization. A native of Irwin, North Carolina and a graduate of East Carolina University, "Woody" was at the Triple-A level for 17 years and was most recently in the Gulf Coast League from 2010-11. He lives in Syracuse, New York with his wife Susan, son Christopher, 23, and daughter Catelyn, 18.

## STRENGTH AND CONDITIONING - JASON QUARLES

Jason Quarles is back in Bluefield for his second season with the Blue Jays. Hailing from Indianapolis, Indiana, Quarles was a seventh-round draft pick of the Pittsburgh Pirates in 2004. He pitched with the Williamsport Crosscutters of the Short Season-A New York-Penn League in 2004 and moved up to the low-A Hickory Crawdads of the South Atlantic League in 2005.



# 2012 ROSTER

## BLUE JAYS™

### OPENING DAY

#	PITCHERS	B/T	HT	WT	BORN	RESIDES	ACQ	2011 CLUB(S)	YR	G	W-L	ERA	SV
26	Kyle Anderson	R/L	6-2	195	5/24/90	Aptos, CA	FA-12	Cal Poly (NCAA)	1		Did Not Play	Professional Ball	
22	Colby Broussard	R/R	6-4	220	5/8/89	Luling, LA	44th-11	GCL Jays (R)	2	18	1-2	1.85	6
50	Julio Carmona	R/R	6-1	205	10/10/90	Bani, Dominican Rep.	FA-10	GCL Jays (R)	2	23	3-2	6.41	2
31	Kevin Comer	R/R	6-3	205	8/1/92	Shamong, NJ	1st-11	Seneca HS	1		Did Not Play	Professional Ball	
19	Shane Davis	R/L	6-0	195	4/19/88	Belmont, ON, Canada	42nd-11	Vancouver (SS)	2	18	0-0	7.91	0
35	Brandon Dorsett	R/R	6-3	200	11/1/89	Terre Haute, IN	FA-12	Indiana State (NCAA)	1		Did Not Play	Professional Ball	
6	Deivy Estrada	L/L	6-1	170	8/22/92	Valencia, Venezuela	FA-08	GCL (R)/Bluefield (R)	3	12	3-5	5.50	0
21	Jeremy Gabryszewski	R/R	6-4	195	3/16/93	Crosby, Texas	2nd-11	GCL (R)/Bluefield (R)	2	4	0-0	0.00	0
29	Justin James	R/R	6-1	205	3/17/90	Ponte Vedra Beach, FL	FA-12	Ave Maria Univ. (NAIA)	1		Did Not Play	Professional Ball	
14	Tucker Jensen	R/R	6-2	205	8/3/89	Ormond Beach, FL	FA-11	GCL (R)/Blu. (R)/Lan. (A-)	2	13	2-4	3.95	0
28	Griffin Murphy	R/L	6-3	200	1/16/91	Highland, CA	2nd-10	GCL Jays (R)	2	11	2-2	4.89	0
23	Joe Musgrove	R/R	6-5	230	12/4/94	El Cajon, CA	1st-11	GCL (R)/Bluefield (R)	2	9	1-1	4.01	0
18	Daniel Norris	L/L	6-2	195	4/25/93	Johnson City, TN	2nd-11	Science Hill HS	1		Did Not Play	Professional Ball	
38	Roberto Osuna	R/R	6-2	230	2/7/95	Los Mochis, Mexico	FA-11	Diablos Rojos (MEX)	1	13	0-1	5.49	0
15	Tom Robson	R/R	6-4	210	6/27/93	Delta, BC, Canada	4th-11	Delta Secondary School	1		Did Not Play	Professional Ball	
5	Joe Spano	L/L	5-10	170	10/27/89	Verona, NJ	FA-12	Notre Dame (NCAA)	1		Did Not Play	Professional Ball	
30	Denny Valdez	R/R	6-3	188	5/8/90	San Juan de la Maguana, D.R.	FA-08	GCL Jays (R)	2	4	0-1	10.380	
37	Les Williams	R/R	6-2	220	3/2/89	Toronto, ON, Canada	37th-11	Bluefield (R)	2	13	4-2	4.28	0

#	CATCHERS	B/T	HT	WT	BORN	RESIDES	ACQ	2011 CLUB(S)	YR	G	AVG	HR	RBI	SB
7	Hector Alvarez	R/R	5-11	170	2/14/91	Villa de Cura, Venezuela	R5-11	GCL Mets (R - NYM)	2	27	.229	0	6	0
27	Santiago Nussy	R/R	6-2	230	12/8/92	Caracas, Venezuela	FA-09	GCL Jays(R)	2	35	.306	3	19	0

#	INFIELDERS	B/T	HT	WT	BORN	RESIDES	ACQ	2011 CLUB(S)	YR	G	AVG	HR	RBI	SB
24	Art Charles	L/L	6-6	221	11/10/90	Bakersfield, CA	20th-10	Bluefield (R)	3	68	.240	11	61	1
9	Matt Dean	R/R	6-3	190	12/22/92	Highland Village, TX	13th-11	The Colony HS	1		Did Not Play	Professional Ball		
2	Christian Frias	S/R	5-10	170	7/19/89	Salinas, Puerto Rico	FA-10	GCL Jays(R)	3	33	.143	0	5	1
13	Jason Leblebajian	R/R	6-1	190	5/13/91	Arlington Heights, IL	25th-12	Bradley (NCAA)	1		Did Not Play	Professional Ball		
1	Christian Lopes	R/R	6-0	185	10/1/92	Huntington Beach, CA	7th-11	Edison HS	1		Did Not Play	Professional Ball		
3	Chris Peters	R/R	6-0	175	12/29/88	Tipp City, Ohio	FA-10	GCL Jays (R)	2	42	.246	1	17	3
17	Dickie Joe Thon	R/R	6-2	190	11/16/91	San Juan, Puerto Rico	5th-10	GCL Jays (R)	2	45	.228	3	15	6

#	OUTFIELDERS	B/T	HT	WT	BORN	RESIDES	ACQ	2011 CLUB(S)	YR	G	AVG	HR	RBI	SB
10	Jacob Anderson	R/R	6-4	190	11/22/92	Chino, CA	1st-10	GCL Jays (R)	2	9	.405	2	7	2
4	Eric Arce	L/R	5-10	199	11/29/91	Tampa, FL	25th-10	GCL (R)/Bluefield (R)	2	55	.267	14	41	1
8	Alex Azor	L/L	5-11	190	11/21/88	Miami, FL	10th-12	Navy (NCAA)	1		Did Not Play	Professional Ball		
32	Carlos Ramirez	L/L	6-3	170	4/24/91	Santo Domingo, Dom. Rep.	FA-09	Bluefield (R)	3	40	.232	2	9	2
25	Dwight Smith Jr.	L/R	5-11	185	10/26/92	Peachtree City, GA	1st-11	McIntosh HS	1		Did Not Play	Professional Ball		
20	Nico Taylor	R/R	6-4	215	2/9/92	McKinney, TX	38th-11	GCL Jays (R)	2	30	.319	3	13	2

#### # FIELD STAFF

34	Dennis Holmberg	Manager (2nd season)
11	Antonio Caceres	Pitching Coach (2nd season)
33	Paul Elliott	Hitting Coach (1st season)
	Jon Woodworth	Athletic Trainer (1st season)
	Jason Quarles	Strength & Conditioning Coach (2nd season)
	Sandy Alomar Sr.	Roving Instructor
	Matthew Harris	Video Coordinator

#### PRONUNCIATION GUIDE

Arce:	AR-cee	Gabryszewski:	gabba-risky
Azor:	A-zore (long a)	Leblebajian:	leb-le-BEE-gee-in
Caceres:	KA-sir-iss	Lopes:	One syllable, not Lopez
Comer:	COH-mer	Robson:	ROB-son, not robe-son
Deivy Estrada:	Davey		

#### RECENT TRANSACTIONS

JUNE 19 - Opening Day roster announced (33 players)



ROOKIE-LEVEL AFFILIATE OF THE TORONTO BLUE JAYS



# 2012 BLUE JAYS

## OF MATT ABRAHAM

H/W: 5-8/165  
 B/T: R/R  
 OPENING DAY AGE: 25  
 BORN: January 27, 1987 (Worcester, MA)  
 RESIDES: Worcester, MA  
 ACQUIRED: Selected in the 49th round of the 2010 draft

CAREER HIGHS  
 HITS: 3 — 7/16/2010 at GCL Braves  
 RUNS: 2 — four times, last 7/22/2011 vs. GCL Phillies  
 HR: no career home runs  
 RBI: 2 — 7/22/2011 vs. GCL Phillies  
 SB: no career stolen bases

### MATT ABRAHAM'S CAREER STATISTICS

YR	Club	LG	CLASS	POS	AVG	G	AB	R	H	2B	3B	HR	RBI	BB	IBB	SO	SB	CS	SF	SH	HBP	GDP	OBP	SLG	TPA
10	GCL Jays	GCL	R	2B	.193	33	83	9	16	0	0	0	4	6	0	19	0	1	0	0	1	1	.256	.193	90
11	Bluefield	APPY	R	SS	.250	2	4	2	1	0	0	0	0	4	0	1	0	0	0	0	0	0	.625	.250	8
11	GCL Jays	GCL	R	2B	.103	14	29	5	3	0	0	0	4	3	0	7	0	0	1	1	3	1	.250	.103	37
MINOR LEAGUE TOTALS					.172		116		20		0		8		0		0		1		4		.276		135
						49		16		0	0		13		27		1		1		2			.172	

- Attended Eckard College in St. Petersburg, FL, where he started every game as a junior and as a senior
- Led Tritons with ten sacrifice bunts as a junior, a total that ranked eighth in the NCAA in 2009

2011

- Went 1-for-4 with four walks in two games with Bluefield before being called up to GCL Blue Jays

2010

- Shared second base duties with Daniel Arcila for GCL Blue Jays in first pro season

## LHP ZAK ADAMS

H/W: 6-3/210  
 B/T: L/L  
 OPENING DAY AGE: 20  
 BORN: March 19, 1992 (Flower Mound, TX)  
 RESIDES: Flower Mound, TX  
 ACQUIRED: Selected in the 15th round of the 2010 draft

CAREER HIGHS  
 IP (Start): 4.2 — 6/27/2011 at GCL Braves  
 IP (Relief): 3 — twice, last 7/14/2011 vs. GCL Pirates  
 HITS: 5 — 6/21/2011 at GCL Pirates  
 WALKS: 6 — 7/26/2011 vs. GCL Pirates  
 STRIKEOUTS: 7 — 7/9/2011 vs. GCL Braves

### ZAK ADAMS'S CAREER STATISTICS

YR	Club	LG	CLASS	POS	W-L	.PCT	ERA	G	GS	CG	SH	SV	IP	H	R	ER	HR	HB	BB	SO	WP	BK	BAA	BF
11	GCL Jays	GCL	R	P	0-1	.000	9.00	7	3	0	0	0	21.0	19	21	21	3	3	19	28	5	0	.232	106
MINOR LEAGUE TOTALS					0-1		9.00		3		0		21.0		21		3		19		5		.232	
						.000		7		0	0		19		21		3		28		0			106

- Attended Flower Mound HS (Texas) and had committed to Tulane before signing with Toronto

2011

- Made professional debut with four starts and three relief appearances for GCL Blue Jays
- Tossed four shutout innings of two-hit ball with seven strikeouts on July 9 vs. GCL Pirates

## OF ANTHONY ALFORD

H/W: 6-1/205  
 B/T: R/R  
 OPENING DAY AGE: 17  
 BORN: July 20, 1994 (Petal, MS)  
 RESIDES: Petal, MS  
 ACQUIRED: Selected in the third round of the 2012 draft

- Ranked by Baseball America as 36th-best prospect prior to 2012 draft
- Committed to Southern Miss (where he also has a football scholarship) before being drafted by Toronto
- Gatorade Mississippi HS Football Player of the Year in 2010 and HS Baseball Player of the Year in 2012

## OF JOSH ALMONTE

H/W: 6-3/193  
 B/T: R/R  
 OPENING DAY AGE: 18  
 BORN: January 28, 1994 (Corona, NY)  
 RESIDES: Corona, NY  
 ACQUIRED: Selected in the 22nd round of the 2012 draft

- Committed to Miami Dade JC prior to being drafted by Blue Jays
- Second player to be drafted out of Long Island City HS, the first since Paul Jata in 1967 (fifth round, Detroit)

# 2012 BLUE JAYS

## C HECTOR ALVAREZ

<p>H/W: 5-11/170          B/T: R/R          OPEN. DAY AGE: 21          BORN: February 14, 1991 (Villa de Cura, Venezuela)          RESIDES: Villa de Cura, Venezuela          ACQUIRED: Rule 5 Draft from New York Mets on December 8, 2011</p>	<p><b>CAREER HIGHS</b>          HITS: 3 — twice, last 8/7/2010 vs. DSL Astros          RUNS: 3 — twice, last 7/27/2010 vs. DSL Rays          HR: 1 — three times, last 8/5/2010 at DSL Rays          RBI: 4 — 7/9/2010 at DSL Astros          SB: 1 — nine times, last 8/24/2010 at DSL Pirates</p>
---	---

### HECTOR ALVAREZ'S CAREER STATISTICS

YR	Club	LG	CLASS	POS	AVG	G	AB	R	H	2B	3B	HR	RBI	BB	IBB	SO	SB	CS	SF	SH	HBP	GDP	OBP	SLG	TPA
08	VSL Mets	VSL	R	C	.224	40	116	14	26	7	0	1	14	15	0	37	1	1	2	1	6	9	.338	.310	140
09	VSL Mets	VSL	R	C	.248	36	105	13	26	4	0	1	12	11	0	28	1	0	0	3	4	0	.342	.314	123
10	DSL Mets2	DSL	R	C	.249	62	201	31	50	19	0	1	28	17	0	25	7	3	3	1	10	4	.333	.358	232
11	GCL Mets	GCL	R	C	.229	27	83	6	19	5	0	0	6	12	0	13	0	0	0	0	0	0	.326	.289	95
<b>MINOR LEAGUE TOTALS</b>					.240		505		121		0		60		0	103		4		5		13	.335		590
						165		64		35		3		55		9		5		20				.327	

- Batted .240 in four minor league seasons with the Mets
- Played in Venezuelan Summer League in 2008 and 2009, the Dominican Summer League in 2010 and the Gulf Coast League in 2011

## OF JACOB ANDERSON

<p>H/W: 6-4/190          B/T: R/R          OPENING DAY AGE: 19          BORN: November 22, 1992 (Chino, CA)          RESIDES: Chino, CA          ACQUIRED: Selected in the first round (35th pick) of the 2010 draft</p>	<p><b>CAREER HIGHS</b>          HITS: 3 — twice, last 8/24/2011 vs. GCL Braves          RUNS: 3 — 8/19/2011 vs. GCL Yankees          HR: 1 — twice, last 8/22/2011 at GCL Tigers          RBI: 4 — 8/22/2011 at GCL Tigers          SB: 1 — twice, 8/24/2011 vs. GCL Braves</p>
--	---

### JACOB ANDERSON'S CAREER STATISTICS

YR	Club	LG	CLASS	POS	AVG	G	AB	R	H	2B	3B	HR	RBI	BB	IBB	SO	SB	CS	SF	SH	HBP	GDP	OBP	SLG	TPA
11	GCL Jays	GCL	R	OF	.405	9	37	9	15	2	0	2	7	4	0	8	2	0	0	0	1	1	.476	.622	42
<b>MINOR LEAGUE TOTALS</b>					.405		37		15		0		7		0	8		2		0		1	.476		42
						9		9		2		2	4		8		0		0		1			.622	

- Ranked as 21st-best prospect in Toronto organization by Baseball America in 2012
  - Attended Chino HS (Calif.) and had committed to Pepperdine before signing with Toronto
  - Supplemental first-round pick as compensation for losing Scott Downs to Los Angeles Angels
  - Ranked as 30th best high-school prospect by Baseball America in 2011
  - Batted .485 as a senior at Chino HS (Calif.)
- 2011
- Hit .405 (15-for-37) in nine games with GCL Blue Jays in first pro action

## LHP KYLE ANDERSON

<p>H/W: 6-2/195          B/T: R/L          OPENING DAY AGE: 22          BORN: May 24, 1990 (Aptos, California)          RESIDES: Aptos, California          ACQUIRED: Signed as an undrafted free agent on June 6, 2012</p>
---

- Attended Cal Poly, where he went 10-1 with a 3.40 ERA and two complete games as a senior
- First Team All-Santa Cruz Coast Athletic League selection as a senior at Aptos HS in California
- Played in the 2002 Little League World Series

# 2012 BLUE JAYS

## OF ERIC ARCE

H/W: 5-10/199  
 B/T: L/R  
 OPENING DAY AGE: 20  
 BORN: November 29, 1991 (Tampa, FL)  
 RESIDES: Tampa, FL  
 ACQUIRED: Selected in the 25th round of the 2011 draft

CAREER HIGHS  
 HITS: 3 — twice, last 8/15/2011 vs. GCL Phillies  
 RUNS: 3 — 7/16/2011 vs. GCL Yankees  
 HR: 2 — 7/27/2011 vs. GCL Yankees  
 RBI: 4 — 7/30/2011 vs. GCL Tigers  
 SB: 1 — 8/13/2011 vs. GCL Braves

### ERIC ARCE'S CAREER STATISTICS

YR	Club	LG	CLASS	POS	AVG	G	AB	R	H	2B	3B	HR	RBI	BB	IBB	SO	SB	CS	SF	SH	HBP	GDP	OBP	SLG	TPA
11	GCL Jays	GCL	R	OF	.268	49	153	34	41	6	3	14	40	38	2	48	1	1	4	0	11	0	.437	.621	206
11	Bluefield	APPY	R	DH	.263	6	19	1	5	1	0	0	1	2	0	4	0	0	0	0	0	1	.333	.316	21
MINOR LEAGUE TOTALS					.267		172		46	3		41	2			1		4		11		.427		227	
						55		35		7		14		40		52		1		1		1		.587	

- Attended Lakeland HS (FL) and was selected in the 27th round of the 2010 draft by the Toronto Blue Jays; attended Florida State for one season before turning pro

2011

- Made professional debut with Gulf Coast League Blue Jays, called up to Bluefield on August 24 for final six games
- Led GCL in home runs (14), walks (38) and OPS (1.058). Finished in the league's top ten in runs batted in (2nd, 40), slugging percentage (2nd, .621), on base percentage (3rd, .437), runs (T-10th, 34) and total bases (4th, 95)
- Gulf Coast League All-Star at Designated Hitter
- Baseball America Rookie Classification All-Star selection (OF)

## 2B DANIEL ARCILA

H/W: 6-1/170  
 B/T: L/R  
 OPEN. DAY AGE: 21  
 BORN: July 4, 1990 (Barcelona, Venezuela)  
 RESIDES: Barcelona, Venezuela  
 ACQUIRED: Signed as an international FA on March 22, 2007

CAREER HIGHS  
 HITS: 3 — nine times, last 8/25/2011 vs. Elizabethton Twins  
 RUNS: 3 — four times, last 7/22/2011 at Pulaski Mariners  
 HR: 2 — 7/6/2011 vs. Johnson City Cardinals  
 RBI: 4 — 8/25/2011 vs. Elizabethton Twins  
 SB: 2 — five times, last 8/1/2009 vs. DSL Orioles/Brewers

### DANIEL ARCILA'S CAREER STATISTICS

YR	Club	LG	CLASS	POS	AVG	G	AB	R	H	2B	3B	HR	RBI	BB	IBB	SO	SB	CS	SF	SH	HBP	GDP	OBP	SLG	TPA
07	DSL Jays1	DSL	R	SS	.167	54	162	12	27	5	2	0	11	21	0	56	2	2	1	4	0	2	.261	.222	188
08	DSL Jays2	DSL	R	SS	.224	56	170	25	38	3	2	0	16	49	1	56	18	4	1	5	2	3	.401	.265	227
09	DSL Jays	DSL	R	SS	.209	50	187	29	39	11	2	1	19	19	0	61	16	3	0	6	4	0	.295	.305	216
10	GCL Jays	GCL	R	2B	.181	29	94	7	17	2	2	3	9	5	0	21	1	0	0	2	1	1	.230	.340	102
11	Bluefield	APPY	R	2B	.243	54	210	43	51	10	5	10	37	24	0	50	3	3	0	5	3	4	.329	.481	242
MINOR LEAGUE TOTALS					.209		823		172	13		92	0	244		12		12		22		10	.315		975
						243		116		31		14		118		40		2		10			.329		

2011

- Played 54 games with Bluefield as primary second baseman, committed only three errors in 241 chances
- Finished tied for fifth in the Appalachian League with five triples and finished tied for tenth with ten home runs
- Belted an 11th inning walk-off two-run homer to beat Johnson City on 7/6 to cap first career multi-HR contest
- Drove in three runs in playoff opener against Elizabethton, an 11-3 win en route to Championship Series

2010

- Made stateside debut with Gulf Coast League Blue Jays and began transition to second base from shortstop

2007-2009

- Spent first three professional seasons in the Dominican Summer League from ages 16-18
- Batted .200 in 160 total games as primary shortstop

# 2012 BLUE JAYS

## 3B JUSTIN ATKINSON

H/W: 6-1/211  
 B/T: R/R  
 OPENING DAY AGE: 18  
 BORN: July 24, 1993 (Surrey, British Columbia, Canada)  
 RESIDES: Surrey, British Columbia, Canada  
 ACQUIRED: Selected in the 26th round of the 2011 draft

CAREER HIGHS  
 HITS: 3 — 8/22/2011 at GCL Tigers  
 RUNS: 2 — 8/22/2011 at GCL Tigers  
 HR: no career home runs  
 RBI: 1 — six times, last 8/22/2011 at GCL Tigers  
 SB: no career stolen bases

### JUSTIN ATKINSON'S CAREER STATISTICS

YR	Club	LG	CLASS	POS	AVG	G	AB	R	H	2B	3B	HR	RBI	BB	IBB	SO	SB	CS	SF	SH	HBP	GDP	OBP	SLG	TPA
11	GCL Jays	GCL	R	3B	.279	12	43	6	12	3	1	0	6	2	0	3	0	0	2	1	0	0	.298	.395	48
MINOR LEAGUE TOTALS					.279		43		12		1		6		0	3		0	2		0		.298	.395	48
						12		6		3		0		2		3		0		1		0		.395	

- Played in 2006 Little League World Series, hit walk-off single vs. Saipan for Team Canada in Surrey's lone victory 2011
- Saw first professional action in Gulf Coast League, batted .279 in 12 games
- Started game-winning rally in ninth inning with single and scored winning run on 8/4 vs. GCL Phillies

## OF ALEX AZOR

H/W: 5-11/190  
 B/T: L/L  
 OPENING DAY AGE: 23  
 BORN: November 21, 1988 (Miami, FL)  
 RESIDES: Miami, FL  
 ACQUIRED: Selected in the tenth round of the 2012 draft

- Attended the United States Naval Academy in Annapolis and is the highest-drafted player in school history
- Two-time All-Patriot League First Team selection (2010 and 2012)
- Ranks fifth on the Navy all-time hit list with 205

## SS CODY BARTLETT

H/W: 6-5/180  
 B/T: R/R  
 OPENING DAY AGE: 23  
 BORN: July 22, 1988 (Kent, Washington)  
 RESIDES: Kent, Washington  
 ACQUIRED: Selected in the 41st round of the 2011 draft

CAREER HIGHS  
 HITS: 2 — four times, last 8/1/2011 at Kingsport Mets  
 RUNS: 2 — twice, last 7/4/2011 vs. Princeton Rays  
 HR: 1 — 7/26/2011 vs. Princeton Rays  
 RBI: 3 — 6/29/2011 vs. Bristol White Sox  
 SB: 1 — 7/12/2011 at Bristol White Sox

### CODY BARTLETT'S CAREER STATISTICS

YR	Club	LG	CLASS	POS	AVG	G	AB	R	H	2B	3B	HR	RBI	BB	IBB	SO	SB	CS	SF	SH	HBP	GDP	OBP	SLG	TPA	
11	Bluefield	APPY	R	2B	.198	27	91	9	18	7	0	1	17	11	0	22	2	1	0	2	0	5	.284	.308	104	
MINOR LEAGUE TOTALS					.198		91		18		0		17		0	22		1		0		5		.284	.308	104
						27		9		7		1		11		22		1		2		5		.308		

- Attended Washington State University, where he led the team with a .323 batting average as a junior in 2010
- Hit game-winning two-run home run to beat Kansas State 8-6 to help the Cougars reach 2010 NCAA Regional Final in Fayetteville; named to All-Region Team 2011
- Split time between second base and shortstop with Bluefield in first professional season
- Belted first career home run, a three-run shot, in the second game of a twinbill vs. Princeton on 7/26

## OF WILMER BECCERA

H/W: 6-4/190  
 B/T: R/R  
 OPENING DAY AGE: 17  
 BORN: October 1, 1994 (Caracas, Venezuela)  
 RESIDES: Bejuma, Venezuela  
 ACQUIRED: Signed as an international free agent on July 3, 2011

- His father, Wilmer, was a famous player in Venezuela and later a scout for the St. Louis Cardinals



# 2012 BLUE JAYS

## RHP MARK BIGGS

H/W: 6-3/205  
 B/T: R/R  
 OPENING DAY AGE: 19  
 BORN: May 10, 1993 (Bowling Green, Kentucky)  
 RESIDES: Bowling Green, Kentucky  
 ACQUIRED: Selected in the eighth round of the 2011 draft

- Had committed to Louisville before signing with Toronto
- Fractured a vertebra in his back in weight-lifting accident, missed most of 2011 high school season
- Returned to help lead Warren East HS to its first regional tournament championship since 1988

## LHP RYAN BORUCKI

H/W: 6-4/175  
 B/T: L/L  
 OPENING DAY AGE: 18  
 BORN: March 31, 1994 (Mundelein, IL)  
 RESIDES: Mundelein, IL  
 ACQUIRED: Selected in the 15th round of the 2012 draft

- Committed to the University of Iowa before being drafted by Toronto
- Went 7-1 with a 1.20 ERA as a senior at Mundelein HS; won sectional title in 2010 and a regional crown in 2011 and made the academic honor roll
- Tabbed by Prep Baseball Report as the top high school prospect in Illinois in 2012

## RHP ZACK BREAUT

H/W: 6-4/220  
 B/T: L/R  
 OPEN. DAY AGE: 23  
 BORN: December 6, 1988 (Amherstburg, Ontario, Canada)  
 RESIDES: Amherstburg, Ontario, Canada  
 ACQUIRED: Signed as an undrafted FA on August 30, 2010

**CAREER HIGHS**  
 IP (Start): 6.0 — twice, last 8/5/2011 vs. Spokane Indians  
 IP (Relief): no career relief appearances  
 HITS: 9 — twice, last 7/18/2011 vs. Eugene Emeralds  
 WALKS: 4 — 8/31/2011 at Boise Hawks  
 STRIKEOUTS: 5 — 3 times, last 8/5/11 vs. Spokane Indians

### ZACK BREAUT'S CAREER STATISTICS

YR	Club	LG	CLASS	POS	W-L	.PCT	ERA	G	GS	CG	SH	SV	IP	H	R	ER	HR	HB	BB	SO	WP	BK	BAA	BF
11	Vancouver	NOR	SS	P	2-2	.500	6.32	15	15	0	0	0	68.1	82	52	48	5	9	33	42	7	1	.301	315
MINOR LEAGUE TOTALS					2-2		6.32	15		0			68.1	52		5		33		7			.301	
						.500		15		0		0	82	48		9		42		1				315

- Transferred from New Mexico JC to Bryan College in Dayton, TN
  - Won two Canadian National Championships in high school at St. Thomas of Villanova in La Salle, Ontario
- 2011
- Made 15 starts in debut for Short-Season A Vancouver, helped the Canadians win Northwest League championship
  - Tied for the league lead in games started with 15
  - Earned first professional win with five and one-third shutout innings of three-hit ball at Salem-Keizer on 6/27
  - Pitched 1.1 innings in Game One of Western Division Finals of Northwest League playoffs

# 2012 BLUE JAYS

## RHP COLBY BROUSSARD

H/W:	6-4/220	CAREER HIGHS	
B/T:	R/R	IP (Start):	no career starts
OPENING DAY AGE:	23	IP (Relief):	3 — 7/16/2011 vs. GCL Yankees
BORN:	May 8, 1989 (Luling, Louisiana)	HITS:	3 — 8/13/2011 vs. GCL Braves
RESIDES:	Luling, Louisiana	WALKS:	2 — 8/3/2011 at GCL Phillies
ACQUIRED:	Selected in the 44th round of the 2011 draft	STRIKEOUTS:	3 — 7/16/2011 vs. GCL Yankees

### COLBY BROUSSARD'S CAREER STATISTICS

YR	Club	LG	CLASS	POS	W-L	.PCT	ERA	G	GS	CG	SH	SV	IP	H	R	ER	HR	HB	BB	SO	WP	BK	BAA	BF
11	GCL Jays	GCL	R	P	1-2	.333	1.85	18	0	0	0	6	24.1	12	6	5	1	3	8	17	1	0	.145	97
MINOR LEAGUE TOTALS					1-2	.333	1.85	18	0	0	0	6	24.1	12	6	5	1	3	8	17	1	0	.145	97

- Attended Faulkner University in Montgomery, AL for one season after transferring from LSU-Eunice
- 2011
- Appeared in 18 games, all in relief, for the GCL Blue Jays; finished tied for seventh in circuit with seven saves and tied for third with 16 games finished
  - Posted a 1.85 ERA and allowed only 12 hits in 24.1 innings, holding opponents to a .145 batting average
  - Allowed only six hits in 18 innings of work over first 14 appearances

## RHP ADONY'S CARDONA

H/W:	6-1/170	CAREER HIGHS	
B/T:	R/R	IP (Start):	4.0 — twice, last 8/9/2011 vs. GCL Yankees
OPENING DAY AGE:	18	IP (Relief):	3.2 — 7/26/2011 vs. GCL Pirates
BORN:	January 16, 1994 (La Sabana, Venezuela)	HITS:	5 — 6/27/2011 at GCL Braves
RESIDES:	Caracas, Venezuela	WALKS:	4 — 7/26/2011 vs. GCL Pirates
ACQUIRED:	Signed as international FA on July 5, 2010	STRIKEOUTS:	6 — twice, last on 8/9/2011 vs. GCL Yankees

### ADONY'S CARDONA'S CAREER STATISTICS

YR	Club	LG	CLASS	POS	W-L	.PCT	ERA	G	GS	CG	SH	SV	IP	H	R	ER	HR	HB	BB	SO	WP	BK	BAA	BF
11	GCL Jays	GCL	R	P	1-2	.333	1.85	18	0	0	0	6	24.1	12	6	5	1	3	8	17	1	0	.145	97
MINOR LEAGUE TOTALS					1-2	.333	1.85	18	0	0	0	6	24.1	12	6	5	1	3	8	17	1	0	.145	97

- Ranked as 18th-best prospect in Toronto organization by Baseball America in 2012
  - Ranked as eighth-best prospect in Gulf Coast League after 2011 season by Baseball America
  - Ranked as 19th-best prospect in Toronto organization by Baseball America in 2011
- 2011
- At 17, posted a 1.36 WHIP and 2.92 K/BB ratio in ten appearances in Gulf Coast League
  - Registered a 3.18 ERA in seven starts, including three scoreless innings in which he allowed one hit in professional debut 6/21 at GCL Pirates

# 2012 BLUE JAYS

## RHP JULIO CARMONA

H/W: 6-1/205 CAREER HIGHS  
 B/T: R/R IP (Start): 6 — 8/7/2010 vs. DSL Rays  
 OPENING DAY AGE: 21 IP (Relief): 3.1 — 7/16/2011 vs. GCL Yankees  
 BORN: October 10, 1990 (Bani, Dominican Republic) HITS: 5 — three times, last 8/12/2010 at DSL Mets  
 RESIDES: Bani, Dominican Republic WALKS: 6 — 7/15/2010 vs. DSL Royals  
 ACQUIRED: Signed as international FA on April 12, 2010 STRIKEOUTS: 11 — 8/7/2010 vs. DSL Rays

### JULIO CARMONA'S CAREER STATISTICS

YR	Club	LG	CLASS	POS	W-L	.PCT	ERA	G	GS	CG	SH	SV	IP	H	R	ER	HR	HB	BB	SO	WP	BK	BAA	BF
10	DSL Jays	DSL	R	P	1-3	.250	3.26	16	14	0	0	0	58.0	38	28	21	0	14	33	67	20	1	.189	250
11	GCL Jays	GCL	R	P	3-2	.600	6.41	23	0	0	0	2	26.2	20	21	19	1	4	22	30	9	0	.208	126
MINOR LEAGUE TOTALS					4-5		4.25	14	0	0	0	2	84.2	49	49	1	1	55	29	97	1		.195	376

- 2011
- Transitioned to bullpen role in first stateside action, appearing in 23 games for GCL Blue Jays, one off the league lead behind Montreal Robinson of GCL Tigers

- 2010
- Led the Dominican Summer League Blue Jays with 14 starts
  - Held opposing bats to .189 average, allowing only 38 hits in 58 innings and did not allow a home run
  - Notched career highs in strikeouts (11) and innings pitched (6) in tough-luck loss to DSL Rays on 8/7

## C GEORGE CARROLL

H/W: 6-2/210 CAREER HIGHS  
 B/T: R/R HITS: 2 — 7/22/2011 vs. GCL Phillies  
 OPENING DAY AGE: 21 RUNS: 1 — three times, last 7/27/2011 vs. GCL Yankees  
 BORN: April 17, 1988 (Bayside, NY) HR: no career home runs  
 RESIDES: Bayside, NY RBI: 1 — three times, last 7/27/2011 vs. GCL Yankees  
 ACQUIRED: Signed as undrafted free agent on June 12, 2011 SB: no career stolen bases

### GEORGE CARROLL'S CAREER STATISTICS

YR	Club	LG	CLASS	POS	AVG	G	AB	R	H	2B	3B	HR	RBI	BB	IBB	SO	SB	CS	SF	SH	HBP	GDP	OBP	SLG	TPA
11	GCL Jays	GCL	R	1B	.098	16	41	3	4	2	0	0	3	3	0	15	0	0	0	1	1	2	.178	.146	46
11	Bluefield	APPY	R	C	.000	1	2	0	0	0	0	0	0	0	0	1	0	0	0	0	0	0	.000	.000	2
MINOR LEAGUE TOTALS					.093	17	43	3	4	2	0	0	3	3	0	16	0	0	0	1	1	2	.170	.140	48

- Attended the New York Institute of Technology, transferred to the Bears after spending one season at Hofstra
- New York CHSAA Catcher of the Year as a senior at Holy Cross High School in Queens

- 2011
- Debuted with GCL Blue Jays, snapped 0-for-14 streak with first hit as professional on 7/13 vs. GCL Pirates
  - Finished the season with one-game call-up to Bluefield, went 0-for-2 with a strikeout on 8/30 at Danville

## 3B GABRIEL CENAS

H/W: 6-1/155 CAREER HIGHS  
 B/T: R/R HITS: 2 — twice, last 6/14/2011 vs. DSL Braves  
 OPENING DAY AGE: 18 RUNS: 1 — six times, last 7/28/2011 vs. DSL Tigers  
 BORN: October 16, 1993 (Maracaibo, Venezuela) HR: no career home runs  
 RESIDES: Estado Zulia, Venezuela RBI: 2 — 6/2/2011 at DSL Braves  
 ACQUIRED: Signed as international FA on July 6, 2010 SB: 1 — 6/11/2011 at DSL Tigers

### GABRIEL CENAS'S CAREER STATISTICS

YR	Club	LG	CLASS	POS	AVG	G	AB	R	H	2B	3B	HR	RBI	BB	IBB	SO	SB	CS	SF	SH	HBP	GDP	OBP	SLG	TPA
11	DSL Jays	DSL	R	3B	.208	19	53	6	11	1	0	0	3	9	0	11	1	0	1	0	5	2	.368	.226	68
MINOR LEAGUE TOTALS					.208	19	53	6	11	1	0	0	3	9	0	11	1	0	1	0	5	2	.368	.226	68

- Ranked by Baseball America as the 28th-best prospect in the Toronto organization in 2011
- 2011
- Got on base at a .368 clip in 19 games with Dominican Summer League Blue Jays

# 2012 BLUE JAYS

## 1B ART CHARLES

H/W:	6-6/221	CAREER HIGHS
B/T:	L/L	HITS: 3 — 7/1/2011 at Princeton Rays
OPENING DAY AGE:	21	RUNS: 2 — nine times, last 8/17/2011 vs. Burlington Royals
BORN:	November 10, 1990 (Bakersfield, California)	HR: 2 — 6/27/2011 vs. Bristol White Sox
RESIDES:	Bakersfield, California	RBI: 3 — eight times, last 7/24/2011 vs. Princeton Rays
ACQUIRED:	Selected in the 20th round of the 2010 draft	SB: 1 — six times, last 8/26/2011 at GCL Yankees

### ART CHARLES'S CAREER STATISTICS

YR	Club	LG	CLASS	POS	AVG	G	AB	R	H	2B	3B	HR	RBI	BB	IBB	SO	SB	CS	SF	SH	HBP	GDP	OBP	SLG	TPA
10	GCL Jays	GCL	R	1B	.244	37	123	17	30	11	0	4	13	16	0	48	5	0	2	0	1	2	.331	.431	142
11	Bluefield	APPY	R	1B	.240	68	250	46	60	18	3	11	61	39	0	89	1	1	4	0	6	2	.351	.468	299
MINOR LEAGUE TOTALS					.241		373		90		3		74		0		6		6		7		.345		441
						105		63		29		15	55		137		1		0		4		.456		

- Selected in the 33rd round of the 2008 draft out of Ridgeview HS in Bakersfield by the Baltimore Orioles, but he chose to attend Bakersfield College
  - Was chosen in the 39th round of the 2009 draft by the Kansas City Royals, but he elected to stay in school
- 2011
- Led Appy League in RBIs (61) and finished in the top ten in the loop in walks (3rd, 39), home runs (T-5th, 11), runs (T-7th, 46), doubles (T-8th, 18), total bases (8th, 117) and strikeouts (1st, 89)
  - He and teammate Chris Hawkins were only Appalachian Leaguers to play all 68 games
  - Down 7-6 with two outs in the ninth inning, belted a three-run walk-off homer to beat Bristol on 6/29
  - Batted .278 with one home run, three RBIs and a league-high six runs scored in Appy League postseason as Blue Jays reached the Championship Series
  - Appalachian League All-Star at Designated Hitter
- 2010
- Batted .244 in 37 games in Gulf Coast League

## SS DERRICK CHUNG

H/W:	5-11/180
B/T:	R/R
OPENING DAY AGE:	24
BORN:	February 23, 1988 (Cypress, CA)
RESIDES:	Cypress, CA
ACQUIRED:	Selected in the 31st round of the 2012 draft

- Played both shortstop and catcher at Cal State Sacramento, was a semifinalist for the 2012 Johnny Bench Award, given to the nation's best college catcher
- First Team All-WAC selection in 2012 and Second Team All-WAC selection in 2011
- Ranks second on the school's all-time doubles list (48)



# 2012 BLUE JAYS

## RHP TAYLOR COLE

H/W: 6-1/180 CAREER HIGHS  
 B/T: R/R IP (Start): 4.2 — 7/6/2011 at Eugene Emeralds  
 OPENING DAY AGE: 22 IP (Relief): 2 — twice, last 7/31/2011 at Tri-City Dust Devils  
 BORN: August 20, 1989 (Las Vegas, Nevada) HITS: 7 — 7/11/2011 at Spokane Indians  
 RESIDES: Las Vegas, Nevada WALKS: 6 — 7/6/2011 at Eugene Emeralds  
 ACQUIRED: Selected in the 29th round of the 2011 draft STRIKEOUTS: 6 — 7/1/2011 vs. Eugene Emeralds

### TAYLOR COLE'S CAREER STATISTICS

YR	Club	LG	CLASS	POS	W-L	.PCT	ERA	G	GS	CG	SH	SV	IP	H	R	ER	HR	HB	BB	SO	WP	BK	BAA	BF
11	Vancouver	NOR	SS	P	1-3	.250	5.88	11	8	0	0	0	33.2	35	23	22	3	4	17	25	5	0	.276	148
MINOR LEAGUE TOTALS					1-3		5.88	8	0	0	0	0	33.2	23	23	3	3	17	5	0			.276	148
						.250		11	0	0	0	0	35			22		4		25		0		148

- Selected in the 26th round of the 2007 draft out of Bishop Gorman HS in Las Vegas by the Los Angeles Dodgers, but he chose to attend the College of Southern Nevada
- Was chosen in the 31st round of the 2008 draft by the Arizona Diamondbacks, but he chose to serve a two-year mission and transfer to BYU

2011

- Made eight starts and three relief appearances for Northwest League champion Vancouver Canadians
- Picked up the win in his professional debut on 6/17 vs. Yakima, throwing two hitless, scoreless innings of relief

## RHP KEVIN COMER

H/W: 6-3/205  
 B/T: R/R  
 OPENING DAY AGE: 19  
 BORN: August 1, 1992 (Shamong, New Jersey)  
 RESIDES: Shamong, New Jersey  
 ACQUIRED: Selected in the first round (57th pick) of the 2011 draft

- Ranked as 17th-best prospect in Toronto organization by Baseball America in 2012
- Starred at Seneca HS in Tabernacle, NJ, ranked as 35th best high-school prospect by Baseball America in 2011
- Had committed to Vanderbilt before signing with Toronto
- Supplemental first-round pick as compensation for losing Miguel Olivo to Seattle

## 3B SETH CONNER

H/W: 6-2/205 CAREER HIGHS  
 B/T: R/R HITS: 3 — four times, last 8/26/2011 at GCL Phillies  
 OPENING DAY AGE: 20 RUNS: 2 — five times, last 8/26/2011 at GCL Phillies  
 BORN: January 29, 1992 (Rogersville, Missouri) HR: 1 — 8/5/2011 vs. GCL Pirates  
 RESIDES: Rogersville, Missouri RBI: 4 — 7/5/2011 at GCL Yankees  
 ACQUIRED: Selected in the 41st round of the 2010 draft SB: 1 — four times, last 8/27/2011 vs. GCL Phillies

### SETH CONNER'S CAREER STATISTICS

YR	Club	LG	CLASS	POS	AVG	G	AB	R	H	2B	3B	HR	RBI	BB	IBB	SO	SB	CS	SF	SH	HBP	GDP	OBP	SLG	TPA
11	GCL Jays	GCL	R	3B	.276	50	174	29	48	9	2	4	23	30	1	37	4	2	1	2	5	5	.395	.420	212
MINOR LEAGUE TOTALS					.276	174	48	2	23	1	4	2	23	1	4	4	1	5			5		.395	.420	212
						50	29	48	9	2	4	23	30	37	2	2	2	5			5		.420		

2011

- Debuted with GCL Blue Jays, played 50 games, mostly at third base with some time at first base, batted .276 with a .395 on base percentage (8th in GCL) and 30 walks (3rd in GCL)

## SS BRIAN CRUZ

H/W: 5-10/175  
 B/T: R/R  
 OPENING DAY AGE: 20  
 BORN: October 12, 1991 (Miami, FL)  
 RESIDES: Miami, FL  
 ACQUIRED: Selected in the 36th round of the 2012 draft

- Attended Galveston College

# 2012 BLUE JAYS

## OF D.J. DAVIS

H/W: 6-1/180  
 B/T: L/L  
 OPENING DAY AGE: 18  
 BORN: June 27, 1993 (Wiggins, MS)  
 RESIDES: Wiggins, MS  
 ACQUIRED: S elected in the first round (17th pick) of the 2012 draft

- Ranked by Baseball America as 20th-best prospect prior to 2012 draft
- Committed to Meridian Community College before being drafted by Toronto
- Son of Wayne Davis, a Blue Jays minor league outfielder from 1985-88

## LHP SHANE DAVIS

H/W: 6-0/195  
 B/T: R/L  
 OPENING DAY AGE: 24  
 BORN: April 19, 1988 (Belmont, Ontario, Canada)  
 RESIDES: London, Ontario, Canada  
 ACQUIRED: Selected in the 42nd round of the 2011 draft

**CAREER HIGHS**  
 IP (Start): no career starts  
 IP (Relief): 2 — twice, last 7/5/2011 at Eugene Emeralds  
 HITS: 5 — 7/20/2011 vs. Eugene Emeralds  
 WALKS: 3 — 8/22/2011 at Salem-Keizer Volcanoes  
 STRIKEOUTS: 4 — 7/20/2011 vs. Eugene Emeralds

### SHANE DAVIS'S CAREER STATISTICS

YR	Club	LG	CLASS	POS	W-L	.PCT	ERA	G	GS	CG	SH	SV	IP	H	R	ER	HR	HB	BB	SO	WP	BK	BAA	BF
11	Vancouver	NOR	SS	P	0-0	.000	7.91	18	0	0	0	0	19.1	31	26	17	4	0	17	16	4	1	.344	108
MINOR LEAGUE TOTALS					0-0		7.91	0	0	0	0	0	19.1	31	26	4	17	0	17	16	4	1	.344	108

- Attended Canisius College, where he was an All-MAAC First-Team selection in 2010 and set the school record for career wins, strikeouts, innings, starts and complete games
- 2008 New York Collegiate Baseball League Pitcher of the Year, allowed two earned runs in 54 innings (0.33 ERA) and pitched a no-hitter on 6/11

2011

- Made 18 relief appearances for Vancouver Canadians during their Northwest League championship season

## LHP SHANE DAWSON

H/W: 6-1/180  
 B/T: R/L  
 OPENING DAY AGE: 18  
 BORN: September 9, 1993 (Drayton Valley, Alberta, Canada)  
 RESIDES: Drayton Valley, Alberta, Canada  
 ACQUIRED: Selected in the 17th round of the 2012 draft

- Pitched for Canadian Junior National Team
- Attended Lethbridge Community College in Alberta

## 3B MATT DEAN

H/W: 6-3/190  
 B/T: R/R  
 OPENING DAY AGE: 19  
 BORN: December 22, 1992 (Highland Village, Texas)  
 RESIDES: Highland Village, Texas  
 ACQUIRED: Selected in the 13th round of the 2011 draft

- Ranked as 11th-best prospect in Toronto organization by Baseball America in 2012
- Ranked as 60th-best high-school prospect by Baseball America in 2011
- Had committed to Texas before signing with Toronto
- Starred in baseball and football at The Colony High School in Texas

## RHP CHASE DEJONG

H/W: 6-4/185  
 B/T: L/R  
 OPENING DAY AGE: 18  
 BORN: December 29, 1993 (Long Beach, CA)  
 RESIDES: Long Beach, CA  
 ACQUIRED: Selected in the second round of the 2012 draft

- Ranked by Baseball America as 86th-best prospect prior to 2012 draft
- Pitched for US Junior National Team, closed out victory in championship game against Canada
- Committed to USC before being drafted by Toronto

## LHP BRAD DELATTE

H/W: 6-0/175  
 B/T: L/L  
 OPENING DAY AGE: 21  
 BORN: January 13, 1990 (Baton Rouge, LA)  
 RESIDES: Gonzales, LA  
 ACQUIRED: Selected in the fifth round of the 2012 draft

- Attended Nicholls State University in Thibodaux, LA

## OF NATHAN DESOUZA

H/W: 6-1/175  
 B/T: L/R  
 OPENING DAY AGE: 17  
 BORN: July 13, 1994 (Milton, Ontario, Canada)  
 RESIDES: Milton, Ontario, Canada  
 ACQUIRED: Selected in the 26th round of the 2012 draft

- Played for Canadian Junior National Team
- Committed to Connors State JC in Oklahoma prior to being drafted by Toronto

## 1B DANIEL DEVONSHIRE

H/W: 6-1/220  
 B/T: L/R  
 OPENING DAY AGE: 20  
 BORN: March 30, 1992 (Auckland, New Zealand)  
 RESIDES: Auckland, New Zealand  
 ACQUIRED: Selected in the 37th round of the 2012 draft

- Third New Zealander to be drafted by MLB team, joining C Andy Skeels (7th round, 1987, SD) and 2B Scott Campbell (10th round, 2006, TOR)
- Attended Colby CC in Kansas

## RHP TUCKER DONAHUE

H/W: 6-2/200  
 B/T: R/R  
 OPENING DAY AGE: 21  
 BORN: August 27, 1990 (Coral Springs, FL)  
 RESIDES: Coral Springs, FL  
 ACQUIRED: Selected in the fourth round of the 2012 draft

- Attended Stetson University in DeLand, FL and was a two-time Atlantic Sun Academic All-Conference Team selection
- Picked up relief win in NCAA Regional, pitched 3.2 innings without allowing an earned run against North Carolina State in 2011
- Selected in 38th round of 2011 draft by Texas, but he chose to stay at Stetson

# 2012 BLUE JAYS

## RHP BRANDON DORSETT

H/W: 6-3/200  
 B/T: R/R  
 OPENING DAY AGE: 22  
 BORN: November 1, 1989 (Terre Haute, Indiana)  
 RESIDES: Terre Haute, Indiana  
 ACQUIRED: Signed as an undrafted free agent on June 6, 2012

- Attended Indiana State University, where he pitched for four seasons and posted a 1.61 ERA in 26 appearances as a senior
- His father, Brian, was a catcher at Indiana State and played 163 games in the major leagues over eight seasons (1987-91, 1993-94, 1996) for the Indians, Angels, Yankees, Padres, Reds and Cubs

## RHP BRADY DRAGMIRE

H/W: 6-0/195  
 B/T: R/L  
 OPENING DAY AGE: 24  
 BORN: April 19, 1988 (Belmont, Ontario, Canada)  
 RESIDES: London, Ontario, Canada  
 ACQUIRED: Selected in the 42nd round of the 2011 draft

**CAREER HIGHS**  
 IP (Start): no career starts  
 IP (Relief): 2 — twice, last 7/5/2011 at Eugene Emeralds  
 HITS: 5 — 7/20/2011 vs. Eugene Emeralds  
 WALKS: 3 — 8/22/2011 at Salem-Keizer Volcanoes  
 STRIKEOUTS: 4 — 7/20/2011 vs. Eugene Emeralds

### BRADY DRAGMIRE'S CAREER STATISTICS

YR	Club	LG	CLASS	POS	W-L	.PCT	ERA	G	GS	CG	SH	SV	IP	H	R	ER	HR	HB	BB	SO	WP	BK	BAA	BF
11	GCL Jays	GCL	R	P	0-0	.000	27.00	1	0	0	0	0	1.0	2	3	3	1	0	1	1	0	0	.400	6
MINOR LEAGUE TOTALS					0-0		27.00	0	0	0	0	0	1.0	2	3	1	1	1	0	0	0	0	.400	6
						.000		1	0	0	0	0	2	3	3	0	0	1	0	0	0	0		6

- Had committed to Nevada before signing with Toronto
  - Was a standout in baseball, football and basketball at Bradshaw Christian HS in Sacramento
- 2011
- Made pro debut for Gulf Coast League Blue Jays, pitching one inning vs. GCL Phillies on 8/26

## 2B WILL DUPONT

H/W: 6-0/170  
 B/T: L/R  
 OPENING DAY AGE: 18  
 BORN: December 1, 1993 (Ellisville, MO)  
 RESIDES: Ellisville, MO  
 ACQUIRED: Selected in the 16th round of the 2012 draft

- Committed to Mississippi State before being drafted by Toronto

## RHP MYLES DUVALL

H/W: 6-5/220  
 B/T: R/R  
 OPENING DAY AGE: 24  
 BORN: April 23, 1989 (Houston, Texas)  
 RESIDES: Sugarland, Texas  
 ACQUIRED: Signed as undrafted FA on June 16, 2011

**CAREER HIGHS**  
 IP (Start): no career starts  
 IP (Relief): 3 — 8/19/2011 vs. Pulaski Mariners  
 HITS: 5 — twice, last on 8/13/2011 at Pulaski Mariners  
 WALKS: 2 — twice, last on 8/30/2011 at Danville Braves  
 STRIKEOUTS: 4 — 8/13/2011 at Pulaski Mariners

### MYLES DUVALL'S CAREER STATISTICS

YR	Club	LG	CLASS	POS	W-L	.PCT	ERA	G	GS	CG	SH	SV	IP	H	R	ER	HR	HB	BB	SO	WP	BK	BAA	BF
11	GCL Jays	GCL	R	P	0-0	.000	27.00	1	0	0	0	0	1.0	2	3	3	1	0	1	1	0	0	.400	6
MINOR LEAGUE TOTALS					0-0		27.00	0	0	0	0	0	1.0	2	3	1	1	1	0	0	0	0	.400	6
						.000		1	0	0	0	0	2	3	3	0	0	1	0	0	0	0		6

- Attended New Mexico JC before transferring to Richland College in Dallas
- 2011
- Made 14 relief appearances for Bluefield, struck out 25 batters in 25 innings
  - Picked up the save in professional debut with a scoreless ninth inning at Elizabethton on 6/22
  - Finished tied for eighth in the Appalachian League with three holds



# 2012 BLUE JAYS

## LHP DEIVY ESTRADA

**H/W:** 6-1/170 **CAREER HIGHS**  
**B/T:** L/L **IP (Start):** 6 — 3 times, last 7/30/11 at Kingsport  
**OPEN. DAY AGE:** 19 **IP (Relief):** 5 — 7/23/10 vs. GCL Pirates  
**BORN:** August 22, 1992 (Valencia, Carabobo, Venezuela) **HITS:** 7 — 3 times, last 8/16/11 vs. Burlington  
**RESIDES:** Valencia, Carabobo, Venezuela **WALKS:** 4 — 3 times, last 8/22/11 at Greenville  
**ACQUIRED:** Signed as an international FA on November 9, 2008 **STRIKEOUTS:** 8 — 7/29/09 vs. DSL Mets

### DEIVY ESTRADA'S CAREER STATISTICS

YR	Club	LG	CLASS	POS	W-L	.PCT	ERA	G	GS	CG	SH	SV	IP	H	R	ER	HR	HB	BB	SO	WP	BK	BAA	BF
09	DSL Jays	DSL	R	P	1-0	1.000	2.66	13	10	0	0	0	44.0	40	13	13	1	4	13	48	1	2	.244	181
10	GCL Jays	GCL	R	P	4-3	.571	3.02	12	8	0	0	0	53.2	55	23	18	4	2	21	42	0	2	.259	236
11	GCL Jays	GCL	R	P	0-1	.000	2.25	3	3	1	0	0	16.0	14	4	4	1	1	3	18	2	0	.233	65
11	Bluefield	APPY	R	P	3-4	.429	6.94	9	9	0	0	0	36.1	46	29	28	5	3	16	27	0	1	.311	167
<b>MINOR LEAGUE TOTALS</b>					<b>8-8</b>	<b>.500</b>	<b>3.78</b>	<b>30</b>	<b>0</b>	<b>0</b>	<b>0</b>	<b>0</b>	<b>150.0</b>	<b>69</b>	<b>63</b>	<b>11</b>	<b>53</b>	<b>10</b>	<b>135</b>	<b>3</b>	<b>5</b>	<b>.265</b>	<b>649</b>	

- 2011
- Called up to Bluefield after three starts in Gulf Coast League in which he registered a 2.25 ERA
  - Made Appy League debut on 7/13 at Bristol, tossed five shutout innings of five-hit ball
  - Went 3-4 in nine starts with Bluefield, tied for second on the team in wins (3) and games started (9)
  - Beat Princeton on 8/10 in Mercer Cup clincher, held Rays to four hits in five scoreless frames, striking out six with out walking a batter
  - Tossed one of five complete games in GCL in 2011, a rain-shortened, six-inning 3-1 loss to the GCL Tigers on 6/25
  - Took tough-luck loss in Game Two of Appy League Championship Series, held Johnson City to one earned run in five innings, but the Cardinals won 4-1 to clinch the title

- 2010
- Made stateside debut with GCL Blue Jays and went 4-3 with a 3.02 ERA in 12 games (8 GS)

- 2009
- Debuted in the Dominican Summer League, posted 2.66 ERA with 48 strikeouts in 44 innings at the age of 16

## 3B ANDY FERMIN

**H/W:** 6-0/180 **CAREER HIGHS**  
**B/T:** L/R **HITS:** 4 — twice, last 7/20/2011 vs. Burlington  
**OPENING DAY AGE:** 22 **RUNS:** 3 — 7/7/2011 vs. Johnson City  
**BORN:** July 27, 1989 (Marianna, Florida) **HR:** 1 — six times, last 8/5/2011 vs. Greenville  
**RESIDES:** Santiago, Dominican Republic **RBI:** 4 — twice, last 8/20/2011 vs. Pulaski  
**ACQUIRED:** Selected in the 32nd round of the 2010 draft **SB:** 1 — twice, last 8/28/2011 at Danville

### ANDY FERMIN'S CAREER STATISTICS

YR	Club	LG	CLASS	POS	AVG	G	AB	R	H	2B	3B	HR	RBI	BB	IBB	SO	SB	CS	SF	SH	HBP	GDP	OBP	SLG	TPA
10	GCL Jays	GCL	R	2B	.462	7	26	4	12	3	0	0	5	4	0	2	0	0	0	0	1	0	.548	.577	31
10	Auburn	NYPL	SS	3B	.273	45	150	13	41	9	0	1	20	15	0	28	0	0	1	1	2	2	.345	.353	169
11	Bluefield	APPY	R	3B	.261	59	218	41	57	15	0	5	33	35	0	37	2	1	6	1	2	4	.360	.399	262
<b>MINOR LEAGUE TOTALS</b>					<b>.279</b>	<b>394</b>	<b>110</b>	<b>0</b>	<b>58</b>	<b>0</b>	<b>2</b>	<b>7</b>	<b>5</b>	<b>67</b>	<b>1</b>	<b>2</b>	<b>6</b>	<b>.367</b>	<b>.393</b>	<b>462</b>					

- Attended Chipola Junior College in Florida, alma mater of Blue Jays star Jose Bautista
- Son of former big league shortstop Felix Fermin, who played ten seasons for Pittsburgh (1987-88), Cleveland (1989-93), Seattle (1994-95) and Chicago (NL) (1996)

- 2011
- Spent season as regular third baseman for Bluefield, finished fifth in the Appalachian League with 35 walks

- 2010
- Hit .462 in seven games with GCL Blue Jays to earn a call-up to Short-Season A Auburn Doubledays, where he batted .273 in 45 games as primary third baseman

# 2012 BLUE JAYS

## SS JORGE FLORES

H/W: 5-5/165  
 B/T: R/R  
 OPENING DAY AGE: 20  
 BORN: November 25, 1991 (Chandler, AZ)  
 RESIDES: Chandler, AZ  
 ACQUIRED: Selected in the 19th round of the 2012 draft

- Attended Central Arizona College and was an All-Tournament Team selection at the 2011 JUCO World Series
- Committed to New Mexico prior to being drafted by Toronto

## C TUCKER FRAWLEY

H/W: 6-1/195  
 B/T: R/R  
 OPENING DAY AGE: 23  
 BORN: June 1, 1989 (Lexington, SC)  
 RESIDES: Lexington, SC  
 ACQUIRED: Selected in the eighth round of the 2012 draft

- Attended Coastal Carolina University and was a Big South All-Conference First Team selection and Academic All-Big South selection in 2012
- Was a semifinalist for the 2012 Johnny Bench Award, given to the nation's best college catcher
- Went 2-for-8 with two walks in three games during the 2012 NCAA Regional in Columbia

## 2B CHRISTIAN FRIAS

H/W: 5-10/170  
 B/T: S/R  
 OPENING DAY AGE: 21  
 BORN: July 19, 1989 (Guayama, Puerto Rico)  
 RESIDES: Salinas, Puerto Rico  
 ACQUIRED: Signed as an undrafted free agent on July 30, 2010

CAREER HIGHS  
 HITS: 3 — 7/21/2011 vs. GCL Braves  
 RUNS: 2 — twice, last 8/6/2011 at GCL Pirates  
 HR: No career home runs  
 RBI: 1 — six times, last 8/26/2011 at GCL Phillies  
 SB: 1 — 7/5/2011 at GCL Yankees

### CHRISTIAN FRIAS'S CAREER STATISTICS

YR	Club	LG	CLASS	POS	AVG	G	AB	R	H	2B	3B	HR	RBI	BB	IBB	SO	SB	CS	SF	SH	HBP	GDP	OBP	SLG	TPA
10	GCL Jays	GCL	R	2B	.000	3	3	1	10	0	0	0	1	1	0	1	0	0	1	3	0	0	.200	.000	5
11	GCL Jays	GCL	R	2B	.143	33	70	6	10	1	0	0	5	15	0	13	1	2	1	3	3	2	.315	.157	92
MINOR LEAGUE TOTALS					.137		73		10		0		6		0		1		2		3		.309		97
						36		7		1		0		16		52		2		3		2		.151	

- Batted .137 in 36 games for GCL Blue Jays during the 2010 and 2011 seasons
- Attended Jarvis Christian College in Texas, then transferred to the University of Rio Grande
- Hit .326 for Rio Grande in 2010 as the RedStorm had its best season ever, winning the Mid-South Conference and earning its first bid to the NAIA Tournament
- Godson of Hall of Famer Roberto Alomar, the first to be enshrined in Cooperstown as a Toronto Blue Jay

# 2012 BLUE JAYS

## RHP JEREMY GABRYSZWSKI

H/W: 6-4/195 B/T: R/R OPENING DAY AGE: 19 BORN: March 16, 1993 (Crosby, Texas) RESIDES: Crosby, Texas ACQUIRED: Selected in the second round of the 2011 draft	<b>CAREER HIGHS</b> IP (Start): 2 — 8/26/2011 at GCL Phillies IP (Relief): 1.1 — 7/23/2010 vs. GCL Pirates HITS: 2 — 8/26/2011 at GCL Phillies WALKS: 1 — 8/20/2011 at GCL Yankees STRIKEOUTS: 2 — twice, last 8/20/2011 at GCL Yankees
---	--

### JEREMY GABRYSZWSKI'S CAREER STATISTICS

YR	Club	LG	CLASS	POS	W-L	.PCT	ERA	G	GS	CG	SH	SV	IP	H	R	ER	HR	HB	BB	SO	WP	BK	BAA	BF
11	GCL Jays	GCL	R	P	0-0	.000	0.00	3	1	0	0	0	4.1	3	0	0	0	1	1	5	0	0	.187	18
11	Bluefield	APPY	R	P	0-0	.000	0.00	1	0	0	0	0	1.0	1	0	0	0	0	0	1	0	0	.250	4
<b>MINOR LEAGUE TOTALS</b>					0-0	0.00	0.00	4	1	0	0	0	5.1	4	0	0	0	0	6	0	0			22

- Attended Crosby High School, had committed to Lamar before signing with Toronto
- 2011
- Debuted with GCL Blue Jays, worked four and one-third scoreless innings over three appearances (one start)
  - Called up to Bluefield to finish season, pitched scoreless inning of relief at Danville on 8/29
  - Pitched twice in relief during Appy League playoffs, allowed two runs in four and two-thirds innings

## OF MELVIN GARCIA

H/W: 6-4/175 B/T: R/R OPENING DAY AGE: 20 BORN: September 17, 1991 (Bronx, New York) RESIDES: Bronx, New York ACQUIRED: Selected in the 33rd round of the 2010 draft	<b>CAREER HIGHS</b> HITS: 3 — twice, last 8/22/2011 at GCL Tigers RUNS: 2 — four times, last 8/22/2011 at GCL Tigers HR: 1 — twice, last 8/19/2011 vs. GCL Yankees RBI: 3 — twice, last 8/18/2011 vs. GCL Pirates SB: 1 — twice, last 8/6/2011 at Johnson City
---	---

### MELVIN GARCIA'S CAREER STATISTICS

YR	Club	LG	CLASS	POS	AVG	G	AB	R	H	2B	3B	HR	RBI	BB	IBB	SO	SB	CS	SF	SH	HBP	GDP	OBP	SLG	TPA
10	GCL Jays	GCL	R	OF	.209	19	43	5	9	3	1	0	5	5	0	17	0	1	0	0	1	0	.306	.326	49
11	Bluefield	APPY	R	OF	.167	26	78	9	13	2	0	0	5	7	0	26	2	1	1	0	1	2	.241	.192	87
11	GCL Jays	GCL	R	OF	.238	11	42	7	10	1	0	2	7	3	0	14	0	0	0	0	1	0	.304	.405	46
<b>MINOR LEAGUE TOTALS</b>					.196	56	163	21	32	6	1	2	17	15	0	57	2	2	1	0	3	2	.275	.282	182

- Attended James Monroe HS in the Bronx, was set to attend Wharton CC in Texas before signing with Toronto
- Batted .456 as senior for James Monroe Eagles, helped lead Eagles to Bronx A East championship
- Suspended for 50 games to start 2012 after testing positive for an amphetamine in violation of the Minor League Drug Prevention and Treatment Program

## OF ANGEL GOMEZ

H/W: 6-2/182 B/T: S/R OPENING DAY AGE: 20 BORN: January 12, 1992 (San Lorenzo, Puerto Rico) RESIDES: San Lorenzo, Puerto Rico ACQUIRED: Selected in the 23rd round of the 2010 draft	<b>CAREER HIGHS</b> HITS: 2 — five times, last 8/13/2011 vs. GCL Braves RUNS: 2 — 7/22/2011 vs. GCL Phillies HR: no career home runs RBI: 1 — seven times, last 8/27/2011 vs. GCL Phillies SB: 2 — 6/21/2011 at GCL Pirates
---	--

### ANGEL GOMEZ'S CAREER STATISTICS

YR	Club	LG	CLASS	POS	AVG	G	AB	R	H	2B	3B	HR	RBI	BB	IBB	SO	SB	CS	SF	SH	HBP	GDP	OBP	SLG	TPA
10	GCL Jays	GCL	R	OF	.074	15	27	1	2	0	0	0	1	1	0	7	0	1	0	0	2	0	.167	.074	30
11	GCL Jays	GCL	R	OF	.228	36	114	11	26	3	1	0	6	7	0	24	5	3	2	1	2	2	.280	.272	126
<b>MINOR LEAGUE TOTALS</b>					.199	51	141	12	28	3	0	0	7	8	0	31	5	4	2	1	4	2	.258	.234	156

- 2011
- Played 36 games in the outfield for Gulf Coast League Blue Jays, drove in run in each of his first three games
- 2010
- Debuted in GCL, went 2-for-27 and appeared in 15 games

## RHP TYLER GONZALES

H/W: 6-2/175  
 B/T: R/R  
 OPENING DAY AGE: 18  
 BORN: January 22, 1993 (San Antonio, TX)  
 RESIDES: San Antonio, TX  
 ACQUIRED: Selected in the first round (60th pick) of the 2012 draft

- Supplemental first round pick as compensation for Jose Molina signing with Tampa Bay
- Had committed to USC as a sophomore, then switched to Texas before being drafted by Toronto
- Ranked by Baseball America as 45th-best prospect prior to 2012 draft
- Nephew of Washington Nationals scout Jimmy Gonzales

## LHP ALONZO GONZALEZ

H/W: 6-5/200  
 B/T: L/L  
 OPENING DAY AGE: 20  
 BORN: January 15, 1992 (Santa Monica, CA)  
 RESIDES: Santa Monica, CA  
 ACQUIRED: Selected in the 18th round of the 2012 draft

- Attended Loyola Marymount for 2011 season, then transferred to Glendale College for one year
- Named Ocean League MVP as a senior at Santa Monica High School in 2010

## OF JESUS GONZALEZ

H/W: 6-0/178  
 B/T: R/R  
 OPENING DAY AGE: 17  
 BORN: January 11, 1995 (Cumana, Venezuela)  
 RESIDES: Cumana, Venezuela  
 ACQUIRED: Signed as an international free agent on July 3, 2011

## RHP OSMAN GUTIERREZ

H/W: 6-4/185  
 B/T: R/R  
 OPENING DAY AGE: 17  
 BORN: December 15, 1994 (Leon, Nicaragua)  
 RESIDES: Leon, Nicaragua  
 ACQUIRED: Signed as an international free agent on July 4, 2011

## RHP JONATHAN HARRIS

H/W: 6-3/160  
 B/T: R/R  
 OPENING DAY AGE: 18  
 BORN: October 16, 1993 (Florissant, MO)  
 RESIDES: Florissant, MO  
 ACQUIRED: Selected in the 33rd round of the 2012 draft

- Committed to Missouri State prior to being drafted by Toronto



# 2012 BLUE JAYS

## C LEO HERNANDEZ

H/W:	5-11/180	CAREER HIGHS
B/T:	R/R	HITS: 4 — 8/1/2009 vs. DSL Orioles/Brewers
OPENING DAY AGE:	22	RUNS: 2 — six times, last 8/8/2009 vs. DSL Cubs2
BORN:	February 22, 1990 (La Guaira, Venezuela)	HR: 1 — twice, last 7/10/2011 at Danville
RESIDES:	Catia La Mar, Venezuela	RBI: 5 — 6/28/2008 vs. DSL White Sox
ACQUIRED:	Signed as an international FA on April 10, 2007	SB: 2 — five times, last 8/12/2009 vs. DSL Red Sox

### LEO HERNANDEZ'S CAREER STATISTICS

YR	Club	LG	CLASS	POS	AVG	G	AB	R	H	2B	3B	HR	RBI	BB	IBB	SO	SB	CS	SF	SH	HBP	GDP	OBP	SLG	TPA
07	DSL Jays1	DSL	R	C	.261	46	176	16	46	4	0	0	18	14	0	34	1	1	0	2	3	4	.326	.284	195
08	DSL Jays2	DSL	R	C	.256	44	164	15	42	4	1	0	26	12	1	13	2	1	1	1	0	8	.305	.293	178
09	DSL Jays	DSL	R	C	.292	38	120	16	35	9	0	1	15	13	0	13	2	2	1	1	8	5	.394	.392	143
10	GCL Jays	DSL	R	1B	.207	41	121	5	25	5	0	0	14	8	0	17	0	0	2	0	1	7	.258	.248	132
11	Bluefield	APPY	R	C	.333	29	93	10	31	4	1	1	12	2	0	9	0	0	3	0	0	0	.337	.430	98
MINOR LEAGUE TOTALS					.209		674		179		2		85		0	86		4		4		24	.323		746
						198		62		26		2		49		5		7		12				.319	

- 2011
- Batted .333 in 29 games with Bluefield in U.S. debut season as backup catcher behind Aaron Munoz
  - Gunned down 38% of base stealers
  - His RBI double in Game Two of the Appy League Championship Series was the only Bluefield hit as Johnson City clinched the title with a 4-1 win
- 2010
- Played in 41 games in Dominican Summer League, saw more time at first base than catcher
- 2009
- Hit .292 with a .394 on base percentage in 38 games as primary catcher for DSL Blue Jays
- 2007-2008
- Batted .259 over first two seasons in DSL, played 15 games at first base in rookie season
  - Knocked a double and a triple and drove in five runs in rout of DSL WhiteSox2 on June 28

## OF GRANT HEYMAN

H/W:	6-4/185
B/T:	L/R
OPENING DAY AGE:	18
BORN:	November 7, 1993 (Pittsford, NY)
RESIDES:	Pittsford, NY
ACQUIRED:	Selected in the 11th round of the 2012 draft

- Attended Pittsford Sutherland High School near Rochester, won a state baseball title as a sophomore in 2010

## LHP COLE IRVIN

H/W:	6-4/180
B/T:	L/L
OPENING DAY AGE:	18
BORN:	January 31, 1994 (Yorba Linda, CA)
RESIDES:	Yorba Linda, CA
ACQUIRED:	Selected in the 29th round of the 2012 draft

- Pitched for US Junior National Team and had committed to Oregon prior to being drafted by Toronto
- Ranked by Baseball America as 273rd-best prospect on Top 500 list prior to 2012 draft

# 2012 BLUE JAYS

## RHP JUSTIN JAMES

H/W: 6-1/205  
 B/T: R/R  
 OPENING DAY AGE: 22  
 BORN: March 17, 1990 (Ponte Vedra Beach, Florida)  
 RESIDES: Ponte Vedra Beach, Florida  
 ACQUIRED: Signed as an undrafted free agent on June 6, 2012

- Attended the Savannah College of Art and Design for one year before transferring to Ave Maria University in Florida for his final three seasons
- Registered a 2.99 ERA and 86 strikeouts in 90.1 innings as a senior, made Second Team All-Sun Conference team
- Led conference in strikeouts per nine innings as a junior (10.9), tossed a 19-strikeout gem that season against Webber International
- Pitched for two summers in the New York Collegiate Baseball League and was an All-Star in both seasons

## OF SONY JAVIER

H/W: 6-0/180  
 B/T: R/R  
 OPENING DAY AGE: 21  
 BORN: June 15, 1991 (Santo Domingo, Dom. Rep.)  
 RESIDES: Santo Domingo, Dominican Republic  
 ACQUIRED: Signed as an international FA on January 6, 2009

CAREER HIGHS  
 HITS: 3 — 7/15/2010 vs. DSL Royals  
 RUNS: 2 — eight times, last 8/17/2011 at GCL Pirates  
 HR: 1 — twice, last 8/17/2011 at GCL Pirates  
 RBI: 2 — seven times, last 7/23/2011 vs. GCL Phillies  
 SB: 1 — five times, last 7/23/2011 vs. GCL Yankees

### SONY JAVIER'S CAREER STATISTICS

YR	Club	LG	CLASS	POS	AVG	G	AB	R	H	2B	3B	HR	RBI	BB	IBB	SO	SB	CS	SF	SH	HBP	GDP	OBP	SLG	TPA
09	DSL Jays	DSL	R	OF	.243	50	177	23	43	7	2	1	23	16	0	2	0	0	0	0	1	0	.548	.577	31
10	DSL Jays	DSL	R	OF	.264	41	159	19	42	10	0	0	13	11	0	28	0	0	1	1	2	2	.345	.353	169
11	GCL Jays	GCL	R	OF	.203	23	79	6	16	1	0	1	8	3	0	37	2	1	6	1	2	4	.360	.399	262
MINOR LEAGUE TOTALS					.243		415		101			2	44		0	2		7		5			.367		462
						114		48		18		2	30		67		1		2		6			.393	

2011

- Saw first action in the U.S., playing in 23 games in the outfield in Gulf Coast League
- Cracked go-ahead home run in the top of the tenth to give Blue Jays win at GCL Pirates on 8/6

2009-2010

- Primary right fielder for Dominican Summer League Blue Jays, Mid-Season All-Star selection in 2009

## RHP TUCKER JENSEN

H/W: 6-2/205  
 B/T: R/R  
 OPENING DAY AGE: 22  
 BORN: August 3, 1989 (Woodward, PA)  
 RESIDES: Ormond Beach, FL  
 ACQUIRED: Signed as an undrafted free agent on June 12, 2011

CAREER HIGHS  
 IP (Start): 6.0 — 7/18/2011 vs. GCL Tigers  
 IP (Relief): No career relief appearances  
 HITS: 7 — 8/30/2011 at Danville  
 WALKS: 3 — 8/30/2011 at Danville  
 STRIKEOUTS: 7 — twice, last 7/23/2011 at GCL Phillies

### TUCKER JENSEN'S CAREER STATISTICS

YR	Club	LG	CLASS	POS	W-L	.PCT	ERA	G	GS	CG	SH	SV	IP	H	R	ER	HR	HB	BB	SO	WP	BK	BAA	BF
11	GCL Jays	GCL	R	P	2-2	.500	1.77	8	8	0	0	0	40.2	31	10	8	1	1	6	40	5	0	.208	157
11	Lansing	MWL	A	P	0-0	.000	5.40	1	1	0	0	0	5.0	4	3	3	0	1	1	3	0	0	.222	20
11	Bluefield	APPY	R	P	0-2	.000	11.12	4	4	0	0	0	11.1	26	23	14	2	2	8	13	0	1	.441	71
MINOR LEAGUE TOTALS					2-4		3.95		13		0		57.0		36		3		15		5		.270	
						.333		13		0	0		61		25		4		56		1			248

- Attended Embry-Riddle Aeronautical University in Daytona Beach, where he earned Sun Conference Pitcher of the Year and NAIA Second-Team All-America honors as a senior in 2011
- Helped the Eagles win four straight regular season conference titles and three straight conference tournament crowns
- Grandson of Jackie Jensen, 1958 AL MVP and the first man to play in the Rose Bowl (1949 Cal), World Series (1950 NYY) and All-Star Game (1952)

2011

- Debuted in Gulf Coast League, going 2-2 with a 1.77 ERA in eight starts, earned a one-game call-up to low-A Lansing in July before finishing the season in Bluefield
- Struck out 56 batters in 57 innings between the three levels

# 2012 BLUE JAYS

## SS MATT JOHNSON

<p>H/W: 6-3/210          B/T: R/R          OPENING DAY AGE: 24          BORN: May 26, 1988 (Orrville, Ohio)          RESIDES: Orrville, Ohio          ACQUIRED: Signed as an undrafted free agent on June 15, 2010</p>	<p><b>CAREER HIGHS</b>          HITS: 2 — ten times, 7/30/2011 at Kingsport          RUNS: 2 — twice, last 7/26/2011 vs. Princeton          HR: 1 — twice, last 7/20/2011 vs. Burlington          RBI: 4 — 7/20/2011 vs. Burlington          SB: 1 — seven times, last 7/20/2011 vs. Burlington</p>
--	---

### MATT JOHNSON'S CAREER STATISTICS

YR	Club	LG	CLASS	POS	AVG	G	AB	R	H	2B	3B	HR	RBI	BB	IBB	SO	SB	CS	SF	SH	HBP	GDP	OBP	SLG	TPA
10	Auburn	NYPL	SS	SS	.205	29	78	11	16	1	1	1	7	8	0	23	4	1	0	2	2	1	.295	.282	90
11	Vancouver	NOR	SS	2B	.233	13	43	7	10	4	1	0	6	1	0	16	0	0	1	0	2	0	.277	.372	47
11	Bluefield	APPY	R	SS	.203	20	74	10	15	2	0	1	7	2	0	16	3	2	0	0	3	0	.253	.270	79
<b>MINOR LEAGUE TOTALS</b>					.210		195		41		2		20		0		7		1		7		.276		216
						62		28		7		2		11		55		3		2		1		.297	

- Attended College of Wooster, where he batted .459 with a school-record eight triples as a senior to earn North Coast Athletic Conference Player of the Year honors and an ABCA Third-Team Division-III All-America selection
- 2011
- Split time between Short Season-A Vancouver (mostly 3B) and Rookie-level Bluefield (mostly SS)
- 2010
- Got playing time at shortstop, second base and third base for Short Season-A Auburn Doubledays of the New York-Penn League

## OF DENNIS JONES

H/W: 6-3/185  
 B/T: R/R  
 OPENING DAY AGE: 19  
 BORN: September 4, 1992 (Pike Hill, AL)  
 RESIDES: Pike Hill, AL  
 ACQUIRED: Selected in the 20th round of the 2012 draft

- Attended Hillsborough Community College in Tampa, as did Blue Jays farmhand Nick Purdy

## RHP IAN KADISH

<p>H/W: 6-0/205          B/T: R/R          OPENING DAY AGE: 23          BORN: August 29, 1988 (Cincinnati, Ohio)          RESIDES: Cincinnati, Ohio          ACQUIRED: Signed as an undrafted free agent on June 12, 2011</p>	<p><b>CAREER HIGHS</b>          IP (Start): No career starts          IP (Relief): 3.0 — 7/6/2011 vs. Johnson City          HITS: 4 — 7/3/2011 at Princeton          WALKS: 3 — 6/25/2011 vs. Danville          STRIKEOUTS: 5 — 6/29/2011 vs. Bristol</p>
---	---

### IAN KADISH'S CAREER STATISTICS

YR	Club	LG	CLASS	POS	W-L	.PCT	ERA	G	GS	CG	SH	SV	IP	H	R	ER	HR	HB	BB	SO	WP	BK	BAA	BF
11	Bluefield	APPY	R	P	2-3	.400	2.67	23	0	0	0	7	30.1	24	11	9	0	4	11	35	5	0	.209	134
<b>MINOR LEAGUE TOTALS</b>					2-3		2.67		0	0	0	7	30.1		11		0		11		5		.209	
						.400		23		0		7		24		9		4		35		0		134

- Attended Marshall University in Huntington, WV, where his 83 career games are the third-most in school history
- 2011
- Had excellent debut season for Rookie-level Bluefield, registered a 2.67 ERA with 35 strikeouts in 30.1 innings while allowing only 24 hits
  - Led the Appalachian League with 20 games finished, tied for fourth with seven saves and tied for second with 23 appearances
  - Pitched twice in relief during Appy League semifinals vs. Elizabethton, allowed one run on two hits in three and two-thirds innings, striking out seven

# 2012 BLUE JAYS

## LHP RYAN KELLOGG

H/W: 6-5/215  
 B/T: R/L  
 OPENING DAY AGE: 18  
 BORN: February 4, 1994 (Whitby, Ontario, Canada)  
 RESIDES: Whitby, Ontario, Canada  
 ACQUIRED: Selected in the 12th round of the 2012 draft

- Pitched for Canadian Junior National Team
- Attended Henry Street High School, alma mater of many NHL players including Joe Nieuwendyk, Eric Lindros, John Tavares, Adam Foote, Marc Savard and Michael Del Zotto
- Committed to Arizona State before being drafted by Toronto
- Ranked by Baseball America as 203rd-best prospect prior to 2012 draft

## RHP ADARIC KELLY

H/W: 5-10/180  
 B/T: R/R  
 OPENING DAY AGE: 19  
 BORN: December 1, 1992 (San Nicholas, Aruba)  
 RESIDES: San Nicholas, Aruba  
 ACQUIRED: Selected in the 28th round of the 2010 draft

**CAREER HIGHS**  
 IP (Start): 0.2 — 7/30/2011 vs. GCL Tigers  
 IP (Relief): 3.0 — 8/4/2011 vs. GCL Phillies  
 HITS: 5 — twice, last 8/27/2011 vs. GCL Phillies  
 WALKS: 3 — twice, last 8/17/2011 at GCL Pirates  
 STRIKEOUTS: 3 — 8/4/2011 vs. GCL Phillies

### ADARIC KELLY'S CAREER STATISTICS

YR	Club	LG	CLASS	POS	W-L	.PCT	ERA	G	GS	CG	SH	SV	IP	H	R	ER	HR	HB	BB	SO	WP	BK	BAA	BF
11	GCL Jays	GCL	R	P	2-2	.500	7.13	15	1	0	0	0	24.0	37	22	19	0	0	14	18	7	0	.359	120
MINOR LEAGUE TOTALS					2-2	.500	7.13	15	1	0	0	0	24.0	37	22	19	0	0	14	18	7	0	.359	120

- Attended Trinity Christian Academy in his hometown of Lake Worth, Florida
- 2011
- Went 2-2 with a 7.12 ERA in 15 games (one start) for Gulf Coast League Blue Jays

## C DAN KLEIN

H/W: 5-10/185  
 B/T: R/R  
 OPENING DAY AGE: 21  
 BORN: August 29, 1990 (Wichita, KS)  
 RESIDES: Overland Park, KS  
 ACQUIRED: Selected in the 28th round of the 2012 draft

- Attended Kansas State, helped lead the Wildcats to NCAA Tournament in 2011 and made All-Regional Team
- Led the Big 12 in pickoffs in 2012 with seven
- Had transferred from Hutchinson CC in Kansas, was a First Team All-Jayhawk Conference selection for the Blue Dragons as a sophomore

## LHP JAIRO LABOURT

H/W: 6-4/204  
 B/T: L/L  
 OPEN. DAY AGE: 18  
 BORN: March 7, 1994 (Azua, Dominican Republic)  
 RESIDES: Azua, Dominican Republic  
 ACQUIRED: Signed as an international free agent on March 7, 2011

**CAREER HIGHS**  
 IP (Start): 4.0 — 3 times, 7/14/2011 at DSL Cubs2  
 IP (Relief): no career relief appearances  
 HITS: 7 — 8/11/2011 at DSL Braves  
 WALKS: 3 — 7/4/2011 vs. DSL Braves  
 STRIKEOUTS: 5 — 6/20/2011 at DSL Tigers

### JAIRO LABOURT'S CAREER STATISTICS

YR	Club	LG	CLASS	POS	W-L	.PCT	ERA	G	GS	CG	SH	SV	IP	H	R	ER	HR	HB	BB	SO	WP	BK	BAA	BF
11	DSL Jays	DSL	R	P	0-4	.000	2.23	12	12	0	0	0	36.1	29	18	9	0	5	14	29	0	0	.220	132
MINOR LEAGUE TOTALS					0-4	.000	2.23	12	12	0	0	0	36.1	29	18	9	0	5	14	29	0	0	.220	132

- 2011
- Saw first professional action in the Dominican Summer League, held opponents to 29 hits in 36.1 innings with a 2.23 ERA in 12 starts
  - Did not allow an earned run for first 23 innings of professional career
  - Given the Webster Award by the Blue Jays as Most Valuable Player for DSL affiliate



## SS JASON LEBLEBIJIAN

H/W: 6-1/190  
 B/T: R/R  
 OPENING DAY AGE: 21  
 BORN: May 13, 1991 (Arlington Heights, IL)  
 RESIDES: Arlington Heights, IL  
 ACQUIRED: Selected in the 25th round of the 2012 draft

- Attended Bradley University and was a two-time co-captain and two-time All-MVC honorable mention at SS
- Was a Northwoods League All-Star with the Willmar Stingers in summer ball in 2011
- Standout in both baseball and basketball at Prospect High School in Mt. Prospect, IL

## 1B JORDAN LEYLAND

H/W: 6-4/205  
 B/T: R/R  
 OPENING DAY AGE: 22  
 BORN: September 6, 1989 (San Dimas, CA)  
 RESIDES: San Dimas, CA  
 ACQUIRED: Selected in the ninth round of the 2012 draft

- Selected in the 36th round of the 2008 draft by the Tampa Bay Rays, but chose to attend UC-Irvine
- NAIA Second Team All-American in 2012
- Played with the Anteaters for three years and was selected by the Rays again (44th round, 2011) before transferring to Azusa Pacific in California for senior season
- Played for the Cotuit Kettleers of the Cape Cod League in 2010 and made the All-Star Team
- Brother Josh was drafted by Oakland (16th rd, 2009) and spent the 2009 and 2011 seasons in the Arizona League

## SS CHRISTIAN LOPEZ

H/W: 6-0/185  
 B/T: R/R  
 OPENING DAY AGE: 19  
 BORN: October 1, 1992 (Valencia, CA)  
 RESIDES: Huntington Beach, CA  
 ACQUIRED: Selected in the seventh round of the 2011 draft

- Attended Edison High School in his hometown of Huntington Beach, CA, the same high school as Jeff Kent
- Ranked as 29th-best prospect in Toronto organization by Baseball America in 2012
- Ranked as 43rd-best high-school prospect by Baseball America in 2011
- First-Team Rawlings preseason All-America selection by Perfect Game in 2011

## SS BRANDON LOPEZ

H/W: 6-1/175  
 B/T: R/R  
 OPENING DAY AGE: 18  
 BORN: September 9, 1993 (Miramar, FL)  
 RESIDES: Miramar, FL  
 ACQUIRED: Selected in the 34th round of the 2012 draft

- Committed to Miami prior to being drafted by Toronto
- Attended American Heritage School in Plantation, FL, alma mater of Kansas City Royals star Eric Hosmer
- Ranked by Baseball America as 154th-best prospect on Top 500 list prior to 2012 draft

# 2012 BLUE JAYS

## SS NICK LOVULLO

H/W: 6-0/175  
 B/T: R/R  
 OPENING DAY AGE: 18  
 BORN: December 1, 1993 (Thousand Oaks, CA)  
 RESIDES: Thousand Oaks, CA  
 ACQUIRED: Selected in the 38th round of the 2012 draft

- Attended Newbury Park High School and helped lead the Panthers to their first section title in 44 years with a tournament victory at Dodger Stadium
- Son of Toronto Blue Jays first base coach Torey Lovullo, who played eight seasons in the major leagues and won two minor league championships as manager (2004, Kinston, Carolina Lg. and 2005, Akron, Eastern Lg.)

## RHP JONATHAN LUCAS

H/W: 6-0/195  
 B/T: L/R  
 OPENING DAY AGE: 21  
 BORN: December 12, 1987 (Mendham, New Jersey)  
 RESIDES: Hackettstown, New Jersey  
 ACQUIRED: Signed as an undrafted free agent on June 12, 2011

**CAREER HIGHS**  
 IP (Start): No career starts  
 IP (Relief): 4.0 — 6/28/2011 vs. Bristol  
 HITS: 5 — 8/26/2011 vs. Elizabethton  
 WALKS: 3 — 8/26/2011 vs. Elizabethton  
 STRIKEOUTS: 3 — twice, 8/30/2011 at Danville

### JONATHAN LUCAS'S CAREER STATISTICS

YR	Club	LG	CLASS	POS	W-L	.PCT	ERA	G	GS	CG	SH	SV	IP	H	R	ER	HR	HB	BB	SO	WP	BK	BAA	BF
11	Bluefield	APPY	R	P	3-3	.500	3.93	21	0	0	0	0	36.2	31	16	16	2	2	9	24	4	0	.231	147
MINOR LEAGUE TOTALS					3-3	.500	3.93	21	0	0	0	0	36.2	31	16	16	2	2	9	24	4	0	.231	147

- Attended Wagner College, where he ranks 14th in Seahawks history in hits, tenth in doubles and eighth in walks
- All-Northeast Conference First-Team selection at designated hitter as a junior in 2010 and a Second-Team selection as a senior in 2011

2011

- Debuted with 21 relief appearances with Bluefield, held opposing hitters to .231 average
- Lost Game One of Appy League Championship Series, allowed tying and winning runs in ninth at Johnson City

## SS DAWEL LUGO

H/W: 6-0/188  
 B/T: R/R  
 OPENING DAY AGE: 17  
 BORN: December 31, 1994 (Bani, Dominican Republic)  
 RESIDES: Bani, Dominican Republic  
 ACQUIRED: Signed as an international free agent on July 3, 2011

- His father, Ursino, was a former Indians prospect who played in the Appy League with Burlington in 1995 & 1997 as an outfielder

# 2012 BLUE JAYS

## C TIM MAHLER

H/W: 6-3/190  
 B/T: R/R  
 OPENING DAY AGE: 24  
 BORN: September 21, 1987 (Orlando, Florida)  
 RESIDES: Orlando, Florida  
 ACQUIRED: Signed as free agent on January 26, 2011

CAREER HIGHS  
 HITS: 1 — three times, last 7/28/2011 at Burlington  
 RUNS: 1 — 7/6/2011 at Lakeland  
 HR: no career home runs  
 RBI: 1 — 7/6/2011 at Lakeland  
 SB: no career stolen bases

### TIM MAHLER'S CAREER STATISTICS

YR	Club	LG	CLASS	POS	AVG	G	AB	R	H	2B	3B	HR	RBI	BB	IBB	SO	SB	CS	SF	SH	HBP	GDP	OBP	SLG	TPA
11	GCL Jays	GCL	R	DH	.167	2	6	0	1	0	0	0	0	0	0	0	0	0	0	0	0	0	.167	.167	6
11	Dunedin	FSL	A+	C	.000	1	1	1	0	0	0	0	1	0	0	0	0	0	0	0	0	0	.000	.000	1
11	Bluefield	APPY	R	C	.400	4	5	0	2	0	0	0	0	0	0	0	0	0	0	0	0	1	.400	.400	5
MINOR LEAGUE TOTALS					.250		12		3	0		1	0	0		0		0		0		1	.250		12
						7		1	0	0	0	0	0	0		0		0		0		1		.250	

- Attended Mid-America Christian University in Oklahoma City by way of Northern Oklahoma JC
- Son of former big league pitcher Rick Mahler

- 2011
- Played two games in Gulf Coast League; moved up for one game with Advanced-A Dunedin on July 6 in which he drove in and scored a run; finished with Bluefield, going 2-for-5 in four games

## C GARRETT MAINES

H/W: 5-11/195  
 B/T: R/R  
 OPENING DAY AGE: 25  
 BORN: February 7, 1987 (Brandon, Florida)  
 RESIDES: Brandon, Florida  
 ACQUIRED: Signed as a free agent on April 8, 2010

CAREER HIGHS  
 HITS: 3 — 8/20/2011 vs. Everett  
 RUNS: 2 — twice, last 8/20/2011 vs. Everett  
 HR: 1 — four times, last 8/20/2011 vs. Everett  
 RBI: 3 — 8/20/2011 vs. Everett  
 SB: 1 — 7/2/2011 vs. Eugene

### GARRETT MAINES'S CAREER STATISTICS

YR	Club	LG	CLASS	POS	AVG	G	AB	R	H	2B	3B	HR	RBI	BB	IBB	SO	SB	CS	SF	SH	HBP	GDP	OBP	SLG	TPA
11	GCL Jays	GCL	R	C	.167	15	36	3	6	2	0	0	1	3	0	13	0	0	1	1	0	0	.225	.222	41
11	Vancouver	NOR	SS	C	.263	26	76	16	20	4	1	4	17	9	0	28	1	0	3	0	1	0	.337	.500	89
MINOR LEAGUE TOTALS					.232		112		26	1		18	0	1		4		1		1		0	.302		130
						41		19	6	4		12	41	0		1		0		1		0		.411	

- Selected in the 19th round of the 2009 draft by the Pittsburgh Pirates, but chose to stay at the University of Tampa
- Had transferred to Tampa after spending freshman season at the University of Auburn

- 2011
- Called up to Short-Season A Vancouver Canadians of the Northwest League, homered in his first game on 6/19
  - Had a big night on 8/20 vs. Everett, finished a triple shy of the cycle with three RBIs and two runs scored
  - Finished campaign with .263 batting average, four home runs and 17 RBIs
  - Appeared in Vancouver's final two postseason games as pinch runner; Canadians won Northwest League Championship Series

- 2010
- Spent spring training in camp with the Chicago Cubs, but was released before signing with Toronto
  - Debuted in affiliated ball by playing 15 games for Gulf Coast League Blue Jays

- 2009
- Went undrafted in 2009, spent the season in independent ball with the Frontier Sliders of the Midwest League

# 2012 BLUE JAYS

## OF STEPHEN MCQUAIL

H/W:	6-2/225	CAREER HIGHS
B/T:	R/R	HITS: 5 — 9/4/2010 vs. Batavia
OPENING DAY AGE:	23	RUNS: 4 — 9/4/2010 vs. Batavia
BORN:	June 10, 1989 (Wantagh, New York)	HR: 1 — twice, last 7/6/2011 at Eugene
RESIDES:	Wantagh, New York	RBI: 5 — 9/4/2010 vs. Batavia
ACQUIRED:	Selected in the 30th round of the 2010 draft	SB: 1 — twice, last 7/2/2011 vs. Eugene

### STEPHEN MCQUAIL'S CAREER STATISTICS

YR	Club	LG	CLASS	POS	AVG	G	AB	R	H	2B	3B	HR	RBI	BB	IBB	SO	SB	CS	SF	SH	HBP	GDP	OBP	SLG	TPA
10	Auburn	NYPL	SS	OF	.272	50	147	19	40	7	1	6	26	15	0	38	1	0	3	0	2	2	.341	.456	167
11	VancouverNOR		SS	OF	.200	61	220	30	44	8	0	12	31	20	0	84	1	1	1	0	4	5	.278	.400	245
MINOR LEAGUE TOTALS					.229		367		84		1		57	0		2		4		6			.303		412
						111		49		15		18		35		122		1		0		7			.422

- Attended Canisius College in Buffalo with 2011 Toronto draftee LHP Shane Davis
- 2011
- Spent season with Short-Season A Vancouver Canadians, finished second in the Northwest League with 12 home runs, but his 84 strikeouts were the third-highest total in the league
- 2010
- Played right field and left field for Short-Season A Auburn Doubledays, hit .272 and tied for second on team with six home runs
  - Had monster game on 9/4 vs. Batavia, went 5-for-6 with two homers and a triple and five RBIs in 19-12 win

## OF RONALD MELENDEZ

H/W:	5-10/170	CAREER HIGHS
B/T:	R/R	HITS: 3 — twice, last 8/26/2010 at GCL Yankees
OPENING DAY AGE:	22	RUNS: 3 — 8/9/2010 at GCL Braves
BORN:	September 29, 1989 (Jacksonville, Florida)	HR: no career home runs
RESIDES:	Jacksonville, Florida	RBI: 2 — three times, last 8/28/2011 at Danville
ACQUIRED:	Selected in the 24th round of the 2010 draft	SB: 3 — 8/3/2010 vs. GCL Yankees

### RONALD MELENDEZ'S CAREER STATISTICS

YR	Club	LG	CLASS	POS	AVG	G	AB	R	H	2B	3B	HR	RBI	BB	IBB	SO	SB	CS	SF	SH	HBP	GDP	OBP	SLG	TPA
10	GCL Jays	GCL	R	OF	.259	36	112	18	29	8	3	0	5	11	1	23	11	5	1	6	2	2	.333	.384	132
11	GCL Jays	GCL	R	OF	.265	10	34	6	9	2	0	0	5	3	0	3	3	0	0	1	0	0	.324	.324	38
11	Bluefield	APPY	R	OF	.300	6	10	0	3	2	0	0	4	0	0	2	0	0	0	0	0	0	.300	.500	10
MINOR LEAGUE TOTALS					.263		156		41		3		14	1		14		1		2			.329		180
						52		24		12		0	14		28		5		7		2				.378

- Attended Cowley County Junior College in Arkansas City, Kansas, hit .361 in 2010 with 65 runs in 48 games and was successful on 21 of 22 steal attempts
  - Selected by Baseball America as being the fastest runner in Toronto's 2010 draft class (along with Brandon Mims)
- 2011
- Played ten games in Gulf Coast League and was called up to Bluefield after batting .265 with five RBIs
  - Went 3-for-10 with two doubles and four RBIs in six games for Bluefield to end the season
- 2010
- Split time between left field and center field for GCL Blue Jays, hit .259 in 36 games



# 2012 BLUE JAYS

## RHP LUIS MENDEZ

H/W: 6-5/215 CAREER HIGHS  
 B/T: R/R IP (Start): 3.2 — 8/20/2008 at DSL WhiteSox2  
 OPEN. DAY AGE: 22 IP (Relief): 4.2 — 6/10/2010 at DSL Angels  
 BORN: October 14, 1989 (Passaic, New Jersey) HITS: 7 — 8/20/2008 at DSL WhiteSox2  
 RESIDES: San Pedro de Macoris, Dominican Republic WALKS: 3 — three times, last 8/20/2008 at DSL WhiteSox2  
 ACQUIRED: Signed as an international FA on June 7, 2008 STRIKEOUTS: 5 — twice, last 7/12/2011 vs. GCL Phillies

### LUIS MENDEZ'S CAREER STATISTICS

YR	Club	LG	CLASS	POS	W-L	.PCT	ERA	G	GS	CG	SH	SV	IP	H	R	ER	HR	HB	BB	SO	WP	BK	BAA	BF
08	DSL Jays2	DSL	R	P	0-2	.000	13.00	12	3	0	0	0	16.2	28	27	25	2	3	26	6	2	0	.400	100
09	DSL Jays	DSL	R	P	2-0	1.000	6.52	17	2	0	0	0	29.0	35	29	21	1	10	19	25	9	0	.297	149
10	DSL Jays	DSL	R	P	2-4	.333	3.06	19	0	0	0	0	47.0	39	19	16	0	5	17	27	4	0	.234	192
11	GCL Jays	GCL	R	P	2-1	.667	6.58	19	0	0	0	0	26.1	24	21	19	4	4	13	21	2	0	.247	117
MINOR LEAGUE TOTALS					6-7		6.14	5		0			118.2	96		7		75		17			.279	
						.462		67		0			126			81		22		79		1		558

2011

- Made stateside debut with GCL Blue Jays, registered 6.58 ERA in 19 relief outings

2008-2010

- Made 48 appearances (five starts) in Dominican Summer League, posted 6.02 ERA over three seasons

## C AARON MUNOZ

H/W: 5-9/190 CAREER HIGHS  
 B/T: R/R HITS: 2 — seven times, last 8/28/2011 at Danville  
 OPENING DAY AGE: 23 RUNS: 2 — three times, last 8/28/2011 at Danville  
 BORN: December 24, 1988 (Laveen, Louisiana) HR: no career home runs  
 RESIDES: Laveen, Louisiana RBI: 2 — six times, last 8/20/2011 vs. Pulaski  
 ACQUIRED: Selected in the 34th round of the 2011 draft SB: no career stolen bases

### AARON MUNOZ'S CAREER STATISTICS

YR	Club	LG	CLASS	POS	AVG	G	AB	R	H	2B	3B	HR	RBI	BB	IBB	SO	SB	CS	SF	SH	HBP	GDP	OBP	SLG	TPA
11	Bluefield	APPY	R	C	.231	45	130	12	30	3	0	0	21	11	0	28	0	0	2	5	4	3	.306	.254	152
MINOR LEAGUE TOTALS					.231	130	30	0	21	0	0	2	4	3	.306	.254	152								
						45	12	3	0	0	0	11	28	0	5	3									.254

- Attended Northwestern State University in Leesville, Louisiana
- Member of the 2011 Johnny Bench Watch List as one of college baseball's top catchers
- Led nation in 2010 with 13 pickoffs and threw out 26 of 64 base stealers (41%) on his way to a first-team All-Southland Conference selection

2011

- Caught 45 games as primary backstop for Bluefield, batted .231 with 21 RBIs

## LHP GRIFFIN MURPHY

H/W: 6-3/200 CAREER HIGHS  
 B/T: R/L IP (Start): 5.0 — four times, 8/20/2011 at GCL Yankees  
 OPENING DAY AGE: 21 IP (Relief): no career relief appearances  
 BORN: January 16, 1991 (Highland, California) HITS: 9 — 7/16/2011 vs. GCL Yankees  
 RESIDES: Highland, California WALKS: 4 — 8/2/2011 at GCL Braves  
 ACQUIRED: Selected in the second round of the 2010 draft STRIKEOUTS: 7 — twice, last 6/28/2011 vs. GCL Braves

### GRIFFIN MURPHY'S CAREER STATISTICS

YR	Club	LG	CLASS	POS	W-L	.PCT	ERA	G	GS	CG	SH	SV	IP	H	R	ER	HR	HB	BB	SO	WP	BK	BAA	BF
11	GCL Jays	GCL	R	P	2-2	.500	4.39	11	11	0	0	0	41.0	48	27	20	6	3	16	39	5	0	.294	183
MINOR LEAGUE TOTALS					2-2		4.39	11		0			41.0	48	27	6		16		39	5		.294	
						.500		11		0			48	20	3	39		0						183

- Attended Redlands East Valley HS
- Ranked as 14th-best prospect in Toronto organization by Baseball America in 2011

2011

- Made 11 starts for GCL Blue Jays, finishing tied for fourth in the league in that category
- Struck out 39 batters in 41 innings

# 2012 BLUE JAYS

## RHP JOE MUSGROVE

H/W: 6-5/230  
 B/T: R/R  
 OPEN. DAY AGE: 17  
 BORN: December 4, 1994 (El Cajon, California)  
 RESIDES: El Cajon, California  
 ACQUIRED: Selected in the first round (46th pick) of 2011 draft

CAREER HIGHS  
 IP (Start): 3.0 — 5 times, last 8/22/2011 at GCL Tigers  
 IP (Relief): 3.0 — twice, last 8/28/2011 at Danville  
 HITS: 4 — 7/25/2011 at GCL Pirates  
 WALKS: 1 — five times, last 8/28/2011 at Danville  
 STRIKEOUTS: 4 — 8/4/2011 vs. GCL Phillies

### JOE MUSGROVE'S CAREER STATISTICS

YR	Club	LG	CLASS	POS	W-L	.PCT	ERA	G	GS	CG	SH	SV	IP	H	R	ER	HR	HB	BB	SO	WP	BK	BAA	BF
11	GCL Jays	GCL	R	P	0-1	.000	4.57	8	7	0	0	0	21.2	17	12	11	1	6	4	16	2	0	.227	87
11	Bluefield	APPY	R	P	1-0	1.000	0.00	1	0	0	0	0	3.0	2	0	0	0	1	2	0	0	0	.222	10
MINOR LEAGUE TOTALS					1-1		4.01	7	7	0	0	0	24.2	19	12	11	1	7	6	18	2	0	.226	97

- Ranked as 20th-best prospect in Toronto organization by Baseball America in 2012
- Had committed to San Diego State before signing with Toronto
- Supplemental first round pick as compensation for John Buck signing with Miami
- Attended Grossmont High School in his native El Cajon, California
- Ranked 15th on Baseball America's list of top Gulf Coast League prospects in 2011

2011

- Made eight appearances (seven starts) for GCL Blue Jays, allowed only 17 hits and four walks in 21.2 innings
- Moved up to Bluefield for one relief appearance, shut out Danville for three innings on 8/28
- Allowed one run in three and two-thirds innings in Game Two of Appy League semifinals vs. Elizabethton

## 3B MITCH NAY

H/W: 6-3/195  
 B/T: R/R  
 OPENING DAY AGE: 18  
 BORN: September 20, 1993 (Chandler, AZ)  
 RESIDES: Chandler, AZ  
 ACQUIRED: Selected in the first round (58th pick) of the 2012 draft

- Attended Hamilton High School and was named Arizona Gatorade Player of the Year in 2012
- Had committed to Arizona State before being drafted by Toronto
- Supplemental first round pick as compensation for Jon Rauch signing with the New York Mets
- Ranked by Baseball America as 101st-best prospect prior to 2012 draft

## C SANTIAGO NESSY

H/W: 6-2/230  
 B/T: R/R  
 OPENING DAY AGE: 19  
 BORN: December 8, 1992 (Caracas, Venezuela)  
 RESIDES: Caracas, Venezuela  
 ACQUIRED: Signed as an international free agent on July 2, 2009

CAREER HIGHS  
 HITS: 3 — five times, last 8/27/2011 vs. GCL Phillies  
 RUNS: 2 — twice, last 7/29/2010 at DSL Yankees  
 HR: 1 — five times, last 8/20/2011 at GCL Yankees  
 RBI: 3 — twice, last 8/26/2011 at GCL Phillies  
 SB: 1 — four times, last 8/4/2010 at DSL Braves

### SANTIAGO NESSY'S CAREER STATISTICS

YR	Club	LG	CLASS	POS	AVG	G	AB	R	H	2B	3B	HR	RBI	BB	IBB	SO	SB	SF	SH	HBP	GDP	OBP	SLG	TPA
10	DSL Jays	DSL	R	C	.248	44	141	15	35	12	0	2	17	14	1	44	4	3	0	4	3	.327	.376	162
11	GCL Jays	GCL	R	C	.306	35	134	12	41	7	0	3	19	8	0	29	0	2	1	0	2	.347	.425	144
MINOR LEAGUE TOTALS					.276		275	27	76	19	0	5	36	1	0	73	4	4	0	5		.337	.400	306

2011

- Hit .306 for Gulf Coast League Blue Jays
- Cracked go-ahead two-run homer in fifth inning to beat GCL Yankees on 6/23

2010

- Made professional debut in Dominican Summer League, batted .248 in 44 games

# 2012 BLUE JAYS

## LHP DANIEL NORRIS

H/W: 6-2/195  
 B/T: L/L  
 OPENING DAY AGE: 19  
 BORN: April 25, 1993 (Johnson City, Tennessee)  
 RESIDES: Johnson City, Tennessee  
 ACQUIRED: Selected in the second round of the 2011 draft

- Ranked as fourth-best prospect in Toronto organization by Baseball America in 2012
- Ranked as 91st-best prospect in MLB by Baseball America in 2011
- Ranked as second-best high-school prospect by Baseball America in 2011
- First-Team Rawlings preseason All-America selection by Perfect Game in 2011
- Struck out 123 batters in 68 innings as a senior at Science Hill HS in 2011
- Had committed to Clemson before signing with Toronto

## RHP ROBERTO OSUNA

H/W: 6-2/230  
 B/T: R/R  
 OPENING DAY AGE: 17  
 BORN: February 7, 1995 (San Jose Rios, Mexico)  
 RESIDES: Los Mochis, Mexico  
 ACQUIRED: Signed as an international free agent on August 3, 2011

CAREER HIGHS  
 IP (Start): 4.0 — 5/21/2011 vs. Monclova  
 IP (Relief): 3.0 — 6/2/2011 at Saltillo  
 HITS: 7 — 6/9/2011 vs. Veracruz  
 WALKS: 4 — 5/21/2011 vs. Monclova  
 STRIKEOUTS: 3 — 6/2/2011 at Saltillo

### ROBERTO OSUNA'S CAREER STATISTICS

YR	Club	LG	CLASS	POS	W-L	.PCT	ERA	G	GS	CG	SH	SV	IP	H	R	ER	HR	HB	BB	SO	WP	BK	BAA	BF
11	Diablos Rojos	MEX	AAA	P	0-1	.000	5.49	13	2	0	0	0	19.2	25	15	12	3	1	11	12	4	0	.329	89
MINOR LEAGUE TOTALS					0-1		5.49	2	0	0	0	0	19.2	25	15	12	3	1	11	12	4	0	.329	89
						.000		13	0	0	0	0	25	25	15	12	3	1	12	12	4	0		89

- Ranked as 30th-best prospect in Toronto organization by Baseball America in 2012
  - Nephew of former big league relief pitcher Antonio Osuna
- 2011
- At only 16 years old, made 13 appearances (two starts) for Diablos Rojos del Mexico in the Mexican League

## OF IAN PARMLEY

H/W: 5-11/175  
 B/T: L/L  
 OPENING DAY AGE: 21  
 BORN: December 19, 1989 (Kirkland, WA)  
 RESIDES: Maltby, WA  
 ACQUIRED: Selected in the seventh round of the 2012 draft

- Attended Liberty University after transferring from Bellevue CC in Washington, was a Big South All-Conference First Team selection in 2012

## SS TREY PASCAZI

H/W: 6-1/175  
 B/T: S/R  
 OPENING DAY AGE: 18  
 BORN: August 7, 1993 (East Rochester, NY)  
 RESIDES: East Rochester, NY  
 ACQUIRED: Selected in the 23rd round of the 2012 draft

- Attended East Rochester High School and helped lead the Bombers to the Class CCC title as a senior in 2012

## OF DEVIN PEARSON

H/W: 5-10/175  
 B/T: R/R  
 OPENING DAY AGE: 18  
 BORN: January 10, 1994 (Carmel, CA)  
 RESIDES: Carmel, CA  
 ACQUIRED: Selected in the 30th round of the 2012 draft

- Standout at Carmel High School in both baseball and as a quarterback in football

# 2012 BLUE JAYS

## SS CHRIS PETERS

H/W: 6-0/175 CAREER HIGHS  
 B/T: R/R HITS: 2 — five times, last 7/22/2011 vs. GCL Phillies  
 OPENING DAY AGE: 23 RUNS: 2 — 6/30/2011 at GCL Phillies  
 BORN: December 29, 1988 (Dayton, OH) HR: 1 — 8/22/2011 at GCL Tigers  
 RESIDES: Tipp City, OH RBI: 4 — 8/22/2011 at GCL Tigers  
 ACQUIRED: Signed as an undrafted free agent on June 8, 2010 SB: 1 — three times, last 8/24/2011 vs. GCL Braves

### CHRIS PETERS'S CAREER STATISTICS

YR	Club	LG	CLASS	POS	AVG	G	AB	R	H	2B	3B	HR	RBI	BB	IBB	SO	SB	CS	SF	SH	HBP	GDP	OBP	SLG	TPA
11	GCL Jays	GCL	R	2B	.246	42	118	13	29	5	3	1	17	14	0	26	3	0	2	4	0	1	.321	.364	138
MINOR LEAGUE TOTALS					.246		118		29		3		17		0		3		2		0		.321		138
						42		13		5		1		14		26		0		4		1		.364	

- Batted .246 in 42 for Gulf Coast League Blue Jays in 2011
- His first professional home run was a grand slam in the eighth inning of a 12-4 rout of the GCL Tigers on 8/22
- Attended the University of Cincinnati, where as a walk-on he played 225 career games (fourth-most in Bearcats history), including every game of his final three seasons
- Ranks in the top ten on the Bearcats' all-time list in walks (4th), sacrifices (T-5th), stolen bases (6th), hits (7th), runs (8th) and doubles (9th)
- Second-Team All-Ohio selection as a senior at Tipp City High School after hitting .430

## 3B ERIC PHILLIPS

H/W: 6-2/205  
 B/T: R/R  
 OPENING DAY AGE: 21  
 BORN: July 16, 1990 (Villa Rica, GA)  
 RESIDES: Carrollton, GA  
 ACQUIRED: Selected in the sixth round of the 2012 draft

- Attended Georgia Southern University in Statesboro, GA, where he set school record for career hits and led the SoCon with a .391 batting average as a senior in 201

## SS GUSTAVO PIERRE

H/W: 6-2/183 CAREER HIGHS  
 B/T: R/R HITS: 4 — twice, last 7/22/2011 at Pulaski  
 OPEN. DAY AGE: 20 RUNS: 4 — 7/20/2011 vs. Burlington  
 BORN: December 12, 1991 (La Romana, Dominican Rep.) HR: 1 — 15 times, last 8/22/2011 at Greenville  
 RESIDES: La Romana, Dominican Republic RBI: 5 — 5/4/2011 at Fort Wayne  
 ACQUIRED: Signed as an international free agent on July 2, 2008 SB: 2 — four times, last 4/25/2011 vs. Great Lakes

### GUSTAVO PIERRE'S CAREER STATISTICS

YR	Club	LG	CLASS	POS	AVG	G	AB	R	H	2B	3B	HR	RBI	BB	IBB	SO	SB	CS	SF	SH	HBP	GDP	OBP	SLG	TPA
09	GCL Jays	GCL	R	SS	.259	48	174	22	45	10	4	4	22	3	0	45	8	5	2	2	1	3	.272	.431	182
10	Auburn	DSL	SS	SS	.236	66	250	29	59	12	3	3	22	17	0	64	8	4	4	3	1	2	.283	.344	275
11	Lansing	MWL	A	SS	.187	56	187	25	35	4	2	2	18	13	0	52	6	3	0	1	1	7	.244	.262	202
11	Bluefield	APPY	R	SS	.252	63	250	47	63	12	3	6	23	26	0	73	9	5	1	0	1	2	.324	.396	278
MINOR LEAGUE TOTALS					.235		861		202		12		85		0	234		17		6		14	.285		937
						233		123		38		15		59		31		7		4			.359		

- Ranked as 29th-best prospect in Toronto organization by Baseball America in 2010 and 2011
  - Ranked as 18th-best prospect in Toronto organization by Baseball America in 2009
  - Selected by Baseball America as having the best infield arm in the Toronto organization in 2011
- 2011
- Started the season at low-A Lansing, finished with Bluefield
  - Tied for eighth in the Appy League in games played (63, 8th) and tied for fifth in runs (47) and strikeouts (73)
- 2010
- Promoted to Short Season-A Auburn in the New York-Penn League,
- 2009
- Debuted with Gulf Coast League Blue Jays, his four triples were tied for seventh in the league



# 2012 BLUE JAYS

## LHP CARLOS PINA

H/W:	5-11/169	CAREER HIGHS
B/T:	L/L	IP (Start): 8.0 — 7/14/2008 at DSL Marlins
OPENING DAY AGE:	22	IP (Relief): 3.0 — 7/20/2009 vs. GCL Braves
BORN:	March 5, 1990 (Carabobo, Venezuela)	HITS: 9 — twice, last 8/11/2009 at GCL Braves
RESIDES:	Carabobo, Venezuela	WALKS: 4 — 6/20/2008 vs. DSL Mets
ACQUIRED:	Signed as an international free agent on July 4, 2008	STRIKEOUTS: 9 — 7/14/2008 at DSL Marlins

### CARLOS PINA'S CAREER STATISTICS

YR	Club	LG	CLASS	POS	W-L	.PCT	ERA	G	GS	CG	SH	SV	IP	H	R	ER	HR	HB	BB	SO	WP	BK	BAA	BF
08	DSL Jays2	DSL	R	P	4-3	.571	3.69	11	13	0	0	0	68.1	68	35	28	3	3	13	64	5	0	.253	286
09	GCL Jays	GCL	R	P	3-2	.600	1.57	12	10	0	0	0	51.2	46	23	9	2	2	16	35	3	0	.231	218
10								INJURED		(DID NOT PITCH)														
11								INJURED		(DID NOT PITCH)														
MINOR LEAGUE TOTALS					7-5		2.77	23	0	0	0	0	120.0	58	5	29	8					.244		
						.583		25	0	0	0	0	114	37	5	99	0							504

2009-2011

- Finished ninth in the Gulf Coast League with a 1.57 ERA, but has missed last two seasons due to injury

2008

- Made 13 starts for DSL Blue Jays2 to lead the team, went 4-3 with a 3.69 ERA
- Had a career night on 7/14, held DSL Marlins to one run on five hits in eight innings, struck out nine without walking a batter

## OF DALTON POMPEY

H/W:	6-1/170	CAREER HIGHS
B/T:	S/R	HITS: 3 — four times, last 8/10/2011 vs. Princeton
OPENING DAY AGE:	19	RUNS: 3 — 8/6/2011 at GCL Pirates
BORN:	December 11, 1992 (Mississauga, Ontario, Canada)	HR: 2 — 8/10/2010 vs. GCL Braves
RESIDES:	Mississauga, Ontario, Canada	RBI: 3 — twice, last 7/21/2011 vs. GCL Braves
ACQUIRED:	Selected in the 16th round of the 2010 draft	SB: 2 — four times, last 8/12/2011 at Pulaski

### DALTON POMPEY'S CAREER STATISTICS

YR	Club	LG	CLASS	POS	AVG	G	AB	R	H	2B	3B	HR	RBI	BB	IBB	SO	SB	CS	SF	SH	HBP	GDP	OBP	SLG	TPA
10	GCL Jays	GCL	R	OF	.191	11	47	4	9	0	0	2	5	3	0	10	4	1	0	0	1	1	.255	.319	51
11	GCL Jays	GCL	R	OF	.259	42	158	34	41	7	2	4	12	24	0	35	19	0	0	1	1	2	.361	.405	184
11	Bluefield	APPY	R	OF	.191	18	68	15	13	3	0	1	5	14	0	23	4	1	0	1	3	0	.353	.279	86
MINOR LEAGUE TOTALS					.231		273	63	63	2	2	22	0	27	0	27	0	0	0	5			.342		321
						71		53	10	7	7	41	68	2	2	2	3								.359

2011

- Began season in Gulf Coast League, was perfect on 19 steal attempts to finish tied for fifth in GCL and his 24 walks tied for tenth
- Went 8-for-15 with eight runs in four GCL games from 8/5-8/9 to earn call-up to Bluefield
- Hit .191 in 18 games with Bluefield to finish regular season, hit .357 (5-14) with five runs scored in four postseason games

2010

- Debuted with GCL Blue Jays, went 9-for-47 (.191) in 11 games

# 2012 BLUE JAYS

## RHP NICK PURDY

H/W:	6-5/205	CAREER HIGHS
B/T:	R/R	IP (Start): 5.1 — 7/30/2010 vs. GCL Tigers
OPENING DAY AGE:	22	IP (Relief): 5.1 — 7/22/2010 vs. GCL Yankees
BORN:	October 2, 1989 (Ajax, Ontario, Canada)	HITS: 7 — four times, last 7/10/2011 at Spokane
RESIDES:	Grafton, Ontario, Canada	WALKS: 4 — 8/25/2011 vs. Elizabethton
ACQUIRED:	Signed as undrafted free agent on March 20, 2010	STRIKEOUTS: 8 — 8/9/2011 at GCL Yankees

### NICK PURDY'S CAREER STATISTICS

YR	Club	LG	CLASS	POS	W-L	.PCT	ERA	G	GS	CG	SH	SV	IP	H	R	ER	HR	HB	BB	SO	WP	BK	BAA	BF
10	GCL Jays	GCL	R	P	3-4	.429	3.76	12	10	0	0	0	55.0	48	26	23	1	5	16	50	2	3	.241	222
11	Vancouver	NOR	SS	P	0-0	.000	8.62	8	0	0	0	0	15.2	23	16	15	4	2	9	16	6	0	.348	81
11	GCL Jays	GCL	R	P	3-0	1.000	2.88	6	3	0	0	0	25.0	25	9	8	1	2	7	38	5	0	.255	108
11	Bluefield	APPY	R	P	1-0	1.000	2.70	2	0	0	0	0	6.2	4	2	2	5	0	6	6	1	0	.167	30
MINOR LEAGUE TOTALS					7-4		4.22		13		0		102.1		53		11		38		14		.258	
						.636			28		0	0		100		48		9		110		3		441

- Selected in the 50th round of the 2007 draft by the Seattle Mariners and in the 36th round of the 2008 draft by the Kansas City Royals, but chose to attend Hillsborough Junior College in Florida

2011

- Made three stops in Blue Jays system, going from Vancouver to the Gulf Coast League to Bluefield
- After struggling in Vancouver (8.62 ERA), went 3-0 with a 2.68 ERA in GCL to earn call-up to Bluefield
- Tossed four innings of one-hit shutout ball to pick up the win at Danville on 8/29 to clinch division title
- Tossed three and one-third shutout innings and struck out five Johnson City Cardinals in Game One of the Appalachian League Championship Series

2010

- Went 3-4 with a 3.76 ERA for GCL Blue Jays, led team in innings (55) and strikeouts (50)

## RHP ALEX RAMIREZ

H/W:	6-3/185	CAREER HIGHS
B/T:	R/R	IP (Start): 9.0 — 7/12/2008 vs. DSL White Sox2
OPEN. DAY AGE:	22	IP (Relief): 5.2 — 7/1/2008 vs. DSL Marlins
BORN:	February 11, 1990 (Hato Mayor Del Rey, Dominican Rep.)	HITS: 9 — 8/22/2007 vs. DSL Yankees
RESIDES:	Hato Mayor Del Rey, Dominican Republic	WALKS: 5 — 7/24/2009 vs. DSL Rays
ACQUIRED:	Signed as international free agent on April 11, 2007	STRIKEOUTS: 9 — 8/8/2010 at DSL Rangers

### ALEX RAMIREZ'S CAREER STATISTICS

YR	Club	LG	CLASS	POS	W-L	.PCT	ERA	G	GS	CG	SH	SV	IP	H	R	ER	HR	HB	BB	SO	WP	BK	BAA	BF
07	DSL Jays	DSL	R	P	0-8	.000	8.86	13	6	0	0	0	41.2	53	42	41	4	11	27	20	17	2	.306	213
08	DSL Jays	2DSL	R	P	2-6	.250	6.02	14	12	1	0	0	64.1	63	44	43	4	12	27	35	4	1	.263	285
09	DSL Jays	DSL	R	P	2-2	.500	3.69	11	4	0	0	0	31.2	26	18	13	3	5	17	17	3	0	.234	133
10	DSL Jays	DSL	R	P	4-5	.444	2.01	17	8	0	0	0	53.2	42	17	12	0	9	14	48	7	3	.216	222
11	GCL Jays	GCL	R	P	2-1	.667	5.29	20	0	0	0	1	32.1	31	20	19	3	7	22	34	8	0	.256	153
MINOR LEAGUE TOTALS					10-22		5.15		30		0		223.2		141		14		107		39		.256	
						.312			75		1	1		215		128		44		154		6		1006

2011

- Made U.S. debut in Gulf Coast League, his 20 appearances were tied for ninth in the league

2007-2010

- Over four seasons in the Dominican Summer League, posted a 5.13 ERA, including a 2.01 mark in 2010

# 2012 BLUE JAYS

## OF CARLOS RAMIREZ

H/W: 6-3/170  
 B/T: L/L  
 OPENING DAY AGE: 21  
 BORN: April 24, 1991 (Santo Domingo, Dominican Republic)  
 RESIDES: Santo Domingo, Dominican Republic  
 ACQUIRED: Signed as international free agent on March 5, 2009

**CAREER HIGHS**  
 HITS: 3 — three times, last 7/7/2011 vs. Johnson City  
 RUNS: 2 — 11 times, last 8/23/2011 at Greenville  
 HR: 1 — seven times, last 8/23/2011 at Greenville  
 RBI: 4 — 6/2/2009 at DSL Dodgers  
 SB: 1 — eight times, last 8/4/2011 vs. Greenville

### CARLOS RAMIREZ'S CAREER STATISTICS

YR	Club	LG	CLASS	POS	AVG	G	AB	R	H	2B	3B	HR	RBI	BB	IBB	SO	SB	CS	SF	SH	HBP	GDP	OBP	SLG	TPA
09	DSL Jays	DSL	R	OF	.229	52	179	29	41	5	1	3	14	15	1	56	4	3	0	1	5	4	.307	.318	200
10	GCL Jays	GCL	R	OF	.205	47	151	14	31	4	1	2	12	16	0	48	2	1	1	0	5	1	.301	.285	173
11	Bluefield	APPY	R	OF	.232	40	112	18	26	7	2	2	9	10	0	39	2	1	0	0	1	0	.301	.384	123
MINOR LEAGUE TOTALS					.222		442		98		4		35		1		8		1		11		.303		496
						139		61		16		7		41		143		5		1		5		.324	

## RHP DEVYN RIVERA

H/W: 6-3/195  
 B/T: R/R  
 OPENING DAY AGE: 22  
 BORN: June 13, 1990 (Riverside, CA)  
 RESIDES: Gilbert, AZ  
 ACQUIRED: Selected in the 35th round of the 2012 draft

- Attended California Baptist University and won the 2012 National Christian College Ath. Assoc. championship
- Had transferred after two years at Chandler-Gilbert CC in his hometown of Gilbert, Arizona

## RHP TOM ROBSON

H/W: 6-4/210  
 B/T: R/R  
 OPENING DAY AGE: 18  
 BORN: June 27, 1993 (Delta, British Columbia, Canada)  
 RESIDES: Delta, British Columbia, Canada  
 ACQUIRED: Selected in the fourth round of the 2011 draft

- Ranked as 72nd-best high-school prospect by Baseball America in 2011 after graduating from Delta Secondary School in British Columbia

## C ALEXYS RODRIGUEZ

H/W: 5-11/195  
 B/T: R/R  
 OPENING DAY AGE: 23  
 BORN: November 23, 1988 (Maturin, Venezuela)  
 RESIDES: Maturin, Venezuela  
 ACQUIRED: Signed as international FA on January 3, 2003

**CAREER HIGHS**  
 HITS: 4 — 6/24/2009 vs. DSL Orioles/Brewers  
 RUNS: 2 — seven times, last 7/26/2011 vs. GCL Pirates  
 HR: 1 — three times, last 8/5/2011 vs. GCL Pirates  
 RBI: 5 — 7/21/2008 vs. DSL Giants  
 SB: 2 — twice, last 7/13/2008 vs. DSL Giants

### ALEXYS RODRIGUEZ'S CAREER STATISTICS

YR	Club	LG	CLASS	POS	AVG	G	AB	R	H	2B	3B	HR	RBI	BB	IBB	SO	SB	CS	SF	SH	HBP	GDP	OBP	SLG	TPA
08	DSL Jays1	DSL	R	C	.207	42	135	17	28	5	0	0	12	24	0	23	4	2	0	2	4	4	.344	.244	165
08	DSL Jays2	DSL	R	C	.200	2	5	1	1	0	0	0	0	1	1	0	0	0	0	0	0	0	.333	.200	6
09	DSL Jays	DSL	R	C	.263	28	95	14	25	6	2	1	14	12	0	14	3	0	0	0	3	2	.364	.400	111
10	DSL Jays	DSL	R	C	.226	12	31	3	7	1	0	0	4	4	0	6	0	1	2	0	1	0	.316	.258	38
11	GCL Jays	GCL	R	C	.233	29	90	9	21	3	0	2	11	4	0	14	0	0	1	3	5	3	.300	.333	103
MINOR LEAGUE TOTALS					.230		356		82		2		41		0	57		3		5		9	.336		423
						113		44		15		3		45		7		3		13			.309		

2011

- Caught 29 games for Gulf Coast League Blue Jays in first U.S. action

2008-2010

- Hit .229 over the course of three seasons in the Dominican Summer League

# 2012 BLUE JAYS

## RHP MATT ROSE

H/W: 6-4/195  
 B/T: R/R  
 OPENING DAY AGE: 17  
 BORN: August 12, 1994 (Palm Bay, FL)  
 RESIDES: Palm Bay, FL  
 ACQUIRED: Selected in the 24th round of the 2012 draft

- All-Space Coast Player of the Year at Palm Bay High School

## C JORGE SAEZ

H/W: 5-10/185  
 B/T: R/R  
 OPENING DAY AGE: 21  
 BORN: August 28, 1990 (Miami, FL)  
 RESIDES: Miami, FL  
 ACQUIRED: Selected in the 32nd round of the 2012 draft

- Played at Lee University, won Southern States Ath. Conf. Tournament MVP as the Flames won first-ever conference title
- Helped lead Lee to the semifinals of the NAIA World Series
- Had transferred from Miami Dade Junior College

## 3B ROAN SALAS

H/W: 5-11/175  
 B/T: R/R  
 OPENING DAY AGE: 22  
 BORN: June 9, 1990 (Coro, Venezuela)  
 RESIDES: Coro, Venezuela  
 ACQUIRED: Selected in the Rule 5 draft on December 9, 2010

**CAREER HIGHS**  
 HITS: 4 — four times, last 6/27/2011 at Salem-Keizer  
 RUNS: 3 — four times, last 8/3/2009 at VSL Tigers  
 HR: 2 — three times, last 7/29/2009 vs. VSL Mets  
 RBI: 4 — four times, last 7/15/2010 at VSL Reds  
 SB: 1 — 12 times, last 8/6/2011 vs. Spokane

### ROAN SALAS'S CAREER STATISTICS

YR	Club	LG	CLASS	POS	AVG	G	AB	R	H	2B	3B	HR	RBI	BB	IBB	SO	SB	CS	SF	SH	HBP	GDP	OBP	SLG	TPA
07	DSL Rangers	DSL	R	3B	.290	44	124	15	36	6	0	0	23	10	0	13	3	3	2	2	2	2	.348	.339	140
08	DSL Rangers	DSL	R	2B	.281	33	114	18	32	8	0	2	16	11	1	16	4	2	2	0	2	5	.349	.404	129
09	VSL Rays	VSL	R	3B	.338	61	222	49	75	19	3	15	59	25	2	31	1	0	3	0	4	3	.409	.653	254
10	VSL Rays	VSL	R	2B	.345	60	220	35	76	16	2	5	42	23	0	24	3	1	4	1	6	6	.415	.505	254
11	Vancouver	NOR	SS	3B	.259	39	139	19	36	10	1	4	14	5	0	31	1	0	0	0	4	4	.304	.432	148
MINOR LEAGUE TOTALS					.311		819		255		6		154		3	115		6		3		20	.376		925
						237		136		59		26		74		12		11		18				.493	

2011

- Batted .259 for Short Season-A Vancouver Canadians in first season in Toronto organization

2010

- Moved from 3B to 2B and put up a .345/.415/.505 slash line in Venezuelan Summer League Rays

2009

- Hit .338 with 15 homers and 59 RBIs in 61 games for VSL Rays

2007-2008

- Split time between second base and third base during two seasons in Texas Rangers system, hit .286



# 2012 BLUE JAYS

## RHP MILCIADES SANTANA

H/W:	6-5/196	CAREER HIGHS
B/T:	R/R	IP (Start): 7.0 — three times, last 8/15/09 at DSL Marlins
OPEN. DAY AGE:	22	IP (Relief): 3.0 — 8/5/2011 vs. Greeneville
BORN:	January 20, 1989 (San Rafael de Yuma, Dom. Rep.)	HITS: 9 — 8/3/2009 vs. DSL Marlins
RESIDES:	San Rafael de Yuma, Dominican Republic	WALKS: 8 — 8/4/2008 vs. DSL Blue Jays2
ACQUIRED:	Signed as an international FA on August 15, 2007	STRIKEOUTS: 8 — 8/15/2009 at DSL Marlins

### MILCIADES SANTANA'S CAREER STATISTICS

YR	Club	LG	CLASS	POS	W-L	.PCT	ERA	G	GS	CG	SH	SV	IP	H	R	ER	HR	HB	BB	SO	WP	BK	BAA	BF
08	DSL Jays	DSL	R	P	1-2	.333	6.69	15	9	0	0	2	39.0	44	35	29	2	10	28	18	17	1	.284	196
09	DSL Jays	DSL	R	P	4-3	.571	2.96	16	14	0	0	0	67.0	57	27	22	3	9	16	61	9	0	.236	271
10	GCL Jays	GCL	R	P	1-2	.333	2.70	22	0	0	1	1	30.0	19	9	9	0	3	11	35	0	0	.179	121
11	Bluefield	APPY	R	P	1-2	.333	9.47	19	0	0	0	1	25.2	30	29	27	4	3	15	28	9	0	.294	123
MINOR LEAGUE TOTALS					7-9		4.84		23		0		161.2		100		9		70		35		.248	
						.437		72		0		4		150		87		25		142		1		711

2011

- Roughed up in Bluefield to the tune of a 9.47 ERA in 19 relief appearances
- Worked three hitless innings vs. Greeneville on 8/5

2010

- Came to the U.S. with GCL Blue Jays, pitched to a 2.70 ERA as his 22 games were tied for third in the league
- Tied for the league lead in holds with five

2008-2009

- Spent two seasons with DSL Blue Jays, put up a 2.96 ERA in 16 games (14 starts) in 2009

## C CHRIS SCHAEFFER

H/W:	5-10/195	CAREER HIGHS
B/T:	R/R	HITS: 3 — 7/18/2011 vs. Eugene
OPENING DAY AGE:	24	RUNS: 2 — 6/27/2011 vs. Bristol
BORN:	November 19, 1987 (Port St. Lucie, Florida)	HR: 1 — 6/27/2011 vs. Bristol
RESIDES:	Port St. Lucie, Florida	RBI: 2 — twice, last 7/25/2011 vs. Salem-Keizer
ACQUIRED:	Signed as an undrafted FA on June 12, 2011	SB: no career stolen bases

### CHRIS SCHAEFFER'S CAREER STATISTICS

YR	Club	LG	CLASS	POS	AVG	G	AB	R	H	2B	3B	HR	RBI	BB	IBB	SO	SB	CS	SF	SH	HBP	GDP	OBP	SLG	TPA
11	Bluefield	APPY	R	C	.378	10	37	6	14	4	0	1	7	1	0	5	0	0	1	1	0	0	.385	.568	40
11	Vancouver	NOR	R	C	.210	26	81	6	17	3	0	0	8	9	0	21	0	0	0	0	2	0	.304	.247	92
MINOR LEAGUE TOTALS					.263		118		31		0		15		0		0		1		2		.328		132
						36		12		7		1	10		26		0		1		0			.347	

- Attended North Carolina State, missed 2010 NCAA Tournament due to home plate collision in ACC Championship Game vs. Florida State that knocked him unconscious and gave him a concussion

2011

- Hit .378 (14-37) and drove in seven runs in ten games for Bluefield, earned promotion to Vancouver for final 26 games of the season
- Caught Game Two of Northwest League Championship Series for Vancouver, hit home run in loss, but Canadians won the title the next day

# 2012 BLUE JAYS

## RHP ARIK SIKULA

**H/W:** 5-10/195 **CAREER HIGHS**  
**B/T:** R/R **IP (Start):** No career starts  
**OPEN. DAY AGE:** 23 **IP (Relief):** 3.0 — 8/28/2011 at Danville  
**BORN:** December 21, 1988 (South Charlestown, West Virginia) **HITS:** 5 — 7/13/2011 at Bristol  
**RESIDES:** South Charlestown, West Virginia **WALKS:** 2 — twice, last 7/26/2011 vs. Princeton  
**ACQUIRED:** Selected in the 36th round of the 2011 draft **STRIKEOUTS:** 5 — 8/20/2011 vs. Pulaski

### ARIK SIKULA'S CAREER STATISTICS

YR	Club	LG	CLASS	POS	W-L	.PCT	ERA	G	GS	CG	SH	SV	IP	H	R	ER	HR	HB	BB	SO	WP	BK	BAA	BF
11	Bluefield	APPY	R	P	1-1	.500	2.97	18	0	0	0	1	30.1	38	12	10	2	1	9	35	3	0	.309	135
<b>MINOR LEAGUE TOTALS</b>					<b>1-1</b>	<b>.500</b>	<b>2.97</b>	<b>0</b>	<b>0</b>	<b>0</b>	<b>0</b>	<b>1</b>	<b>30.1</b>	<b>38</b>	<b>12</b>	<b>10</b>	<b>2</b>	<b>1</b>	<b>9</b>	<b>35</b>	<b>3</b>	<b>0</b>	<b>.309</b>	<b>135</b>

- Attended Marshall University, ranks sixth on the all-time list with 77 appearances
- 2010 First Team All-Conference USA selection, first pitcher in Marshall history named to the team
- Pitched for Rochester Honkers of the Northwoods League in the summer of 2009, pitched two innings to close out championship game

2011

- Debuted in the Appy League, posted 2.97 ERA with 35 strikeouts in 30.1 innings for Bluefield
- Worked a scoreless seventh and eighth inning in Appy League Championship Series opener at Johnson City, but Cardinals came back and walked off in ninth

## C JOHN SILVIANO

**H/W:** 5-11/190  
**B/T:** L/R  
**OPENING DAY AGE:** 17  
**BORN:** July 11, 1994 (Hypoluxo, FL)  
**RESIDES:** Hypoluxo, FL  
**ACQUIRED:** Selected in the 13th round of the 2012 draft

- Attended Summit Christian School in West Palm Beach and was committed to North Florida University before being drafted by Toronto

## RHP BRIAN SLOVER

**H/W:** 6-3/230 **CAREER HIGHS**  
**B/T:** R/R **IP (Start):** No career starts  
**OPENING DAY AGE:** 24 **IP (Relief):** 3.0 — 7/29/2010 vs. Great Lakes  
**BORN:** June 10, 1988 (Covina, California) **HITS:** 5 — twice, last 8/5/2010 vs. Fort Wayne  
**RESIDES:** Covina, California **WALKS:** 2 — eight times, last 6/29/2011 vs. GCL Phillies  
**ACQUIRED:** Selected in the eighth round of the 2009 draft **STRIKEOUTS:** 3 — three times, last 7/25/2011 vs. Clinton

### BRIAN SLOVER'S CAREER STATISTICS

YR	Club	LG	CLASS	POS	W-L	.PCT	ERA	G	GS	CG	SH	SV	IP	H	R	ER	HR	HB	BB	SO	WP	BK	BAA	BF
09	GCL Jays	GCL	R	P	2-0	1.000	0.77	11	0	0	0	0	11.2	8	4	1	0	1	4	12	1	0	.182	50
10	Lansing	MWL	A	P	3-8	.273	5.52	38	0	0	0	0	58.2	60	42	36	2	3	25	37	11	0	.265	258
11	GCL Jays	GCL	R	P	0-1	.000	10.38	4	0	0	0	0	4.1	4	5	5	0	2	4	3	1	0	.267	22
<b>MINOR LEAGUE TOTALS</b>					<b>5-9</b>	<b>.357</b>	<b>5.06</b>	<b>0</b>	<b>0</b>	<b>0</b>	<b>0</b>	<b>0</b>	<b>74.2</b>	<b>51</b>	<b>51</b>	<b>2</b>	<b>33</b>	<b>6</b>	<b>52</b>	<b>13</b>	<b>0</b>	<b>.253</b>	<b>330</b>	

- Attended Cal State-Northridge, where he was an All-Big West Conference Second Team selection in 2009
- 2011
- Allowed five runs in four and one-third innings over four relief outings (10.38 ERA) in Gulf Coast League
- 2010
- Moved up to low-A Lansing Lugnuts, went 3-8 with a 5.52 ERA in 38 Midwest League games
- 2009
- Held opponents to one earned run on eight hits in 11.2 innings (0.77 ERA) in debut season for GCL Blue Jays

## OF DWIGHT SMITH JR.

H/W: 5-11/185  
 B/T: L/R  
 OPENING DAY AGE: 19  
 BORN: October 26, 1992 (Peachtree City, Georgia)  
 RESIDES: Peachtree City, Georgia  
 ACQUIRED: Selected in the first round (53rd pick) of the 2011 draft

- Attended McIntosh High School and is the son of former major leaguer Dwight Smith
- Ranked as 16th-best prospect in Toronto organization by Baseball America in 2012
- Ranked as 30th-best high-school prospect by Baseball America in 2011
- First-Team Rawlings preseason All-America selection by Perfect Game in 2011
- Supplemental first round pick as compensation for losing Kevin Gregg to the Orioles

## LHP MATT SMORAL

H/W: 6-8/220  
 B/T: L/L  
 OPENING DAY AGE: 18  
 BORN: March 18, 1994 (Solon, OH)  
 RESIDES: Solon, OH  
 ACQUIRED: Selected in the first round (50th pick) of the 2012 draft

- Supplemental first round pick as compensation for Frank Francisco signing with the New York Mets
- Missed most of 2012 season with a stress fracture in his right foot
- Had committed to North Carolina before being drafted by Toronto
- Ranked by Baseball America as 24th-best prospect prior to 2012 draft

## LHP JOE SPANO

H/W: 5-10/170  
 B/T: L/L  
 OPENING DAY AGE: 22  
 BORN: October 27, 1989 (Verona, New Jersey)  
 RESIDES: Verona, New Jersey  
 ACQUIRED: Signed as an undrafted free agent on June 6, 2012

- Attended the University of Notre Dame
- Missed 2011 season due to Tommy John surgery, but returned in 2012 to post 3.43 ERA in 29 games for the Fighting Irish
- Won 2006 state title as a sophomore at Seton Hall Prep in New Jersey, won it again in 2007 on the nation's top-ranked high school team

## RHP MARCUS STROMAN

**H/W:** 5-9/185  
**B/T:** R/R  
**OPENING DAY AGE:** 21  
**BORN:** May 1, 1991 (Medford, NY)  
**RESIDES:** Medford, NY  
**ACQUIRED:** Selected in the first round (22nd pick) of the 2012 draft

- Selected in the 18th round of the 2009 draft by the Washington Nationals, but he chose to attend Duke
- Attended Duke University, where he was named ACC Freshman of the Year in 2010 and was a First Team All-ACC selection in 2012
- Second Team Louisville Slugger All-American selection and was a semifinalist for the USA Baseball Golden Spikes Award, which honors the top amateur baseball player in the country
- Served as closer for Team USA in 2011, did not allow a hit in 8.1 scoreless innings
- Ranked by Baseball America as tenth-best prospect prior to 2012 draft

## LHP MITCHELL TAYLOR

<p> <b>H/W:</b> 6-0/155  <b>B/T:</b> L/L  <b>OPENING DAY AGE:</b> 20  <b>BORN:</b> May 11, 1992 (Spring, Texas)  <b>RESIDES:</b> Spring, Texas  <b>ACQUIRED:</b> Selected in the seventh round of the 2010 draft                 </p>	<p> <b>CAREER HIGHS</b>  <b>IP (Start):</b> 5.0 — four times, last 8/20/2011 vs. Pulaski  <b>IP (Relief):</b> 6.0 — 7/29/2011 at Burlington  <b>HITS:</b> 8 — 8/25/2011 vs. Elizabethton  <b>WALKS:</b> 3 — 7/1/2011 at Princeton  <b>STRIKEOUTS:</b> 9 — twice, last 8/9/2011 vs. Princeton                 </p>
---	---

### MITCHELL TAYLOR'S CAREER STATISTICS

YR	Club	LG	CLASS	POS	W-L	.PCT	ERA	G	GS	CG	SH	SV	IP	H	R	ER	HR	HB	BB	SO	WP	BK	BAA	BF
11	Bluefield	APPY	R	P	4-2	.667	4.23	13	8	0	0	0	55.1	50	28	26	5	4	14	61	3	1	.242	228
<b>MINOR LEAGUE TOTALS</b>					4-2	.667	4.23	13	8	0	0	0	55.1	50	28	26	5	4	14	61	3	1	.242	228

- Attended Spring High School in Texas
  - His curveball was tabbed by Baseball America as the best secondary pitch of any Toronto 2010 draftee
- 2011
- Debuted with Bluefield, finished fourth in the Appy League with a 1.16 WHIP and tied for fourth with 61 strikeouts
  - Earned Appy League Pitcher of the Week honors for his 7/29 relief outing at Burlington, pitched six shutout innings of one-hit ball, walking two and striking out nine to pick up the victory

## OF NICO TAYLOR

<p> <b>H/W:</b> 6-4/215  <b>B/T:</b> R/R  <b>OPENING DAY AGE:</b> 20  <b>BORN:</b> February 9, 1992 (McKinney, Texas)  <b>RESIDES:</b> McKinney, Texas  <b>ACQUIRED:</b> Selected in the 38th round of the 2011 draft                 </p>	<p> <b>CAREER HIGHS</b>  <b>HITS:</b> 3 — 7/16/2011 vs. GCL Yankees  <b>RUNS:</b> 2 — three times, last 8/5/2011 vs. GCL Pirates  <b>HR:</b> 1 — three times, last 8/20/2011 at GCL Yankees  <b>RBI:</b> 3 — 8/15/2011 vs. GCL Phillies  <b>SB:</b> 1 — twice, last 7/26/2011 vs. GCL Pirates                 </p>
--	--

### NICO TAYLOR'S CAREER STATISTICS

YR	Club	LG	CLASS	POS	AVG	G	AB	R	H	2B	3B	HR	RBI	BB	IBB	SO	SB	CS	SF	SH	HBP	GDP	OBP	SLG	TPA
11	GCL Jays	GCL	R	OF	.319	30	91	17	29	8	0	3	13	15	0	24	2	2	0	1	1	1	.421	.505	108
<b>MINOR LEAGUE TOTALS</b>					.319	30	91	17	29	8	0	3	13	15	0	24	2	2	0	1	1	1	.421	.505	108

- Attended Northwood University in Texas, where he hit .418 and was a 2011 NAIA Second-Team All-American
- 2011
- Batted .319 in 30 games for Gulf Coast League Blue Jays, made only one error in the outfield
  - Broke 6-6 ninth-inning tie with two-out, three-run homer for a walk-off win vs. GCL Phillies on 8/15



# 2012 BLUE JAYS

## RHP RANDALL THOMPSON

H/W:	6-1/210	CAREER HIGHS
B/T:	R/R	IP (Start): 5.0 — 8/23/2011 vs. GCL Tigers
OPENING DAY AGE:	23	IP (Relief): 4.1 — 7/13/2011 vs. GCL Pirates
BORN:	May 18, 1989 (Orlando, Florida)	HITS: 5 — three times, last 8/23/11 vs. GCL Tigers
RESIDES:	Melbourne, Florida	WALKS: 3 — 7/27/2011 vs. GCL Yankees
ACQUIRED:	Signed as undrafted FA on June 13, 2011	STRIKEOUTS: 5 — 7/18/2011 vs. GCL Tigers

### RANDALL THOMPSON'S CAREER STATISTICS

YR	Club	LG	CLASS	POS	W-L	.PCT	ERA	G	GS	CG	SH	SV	IP	H	R	ER	HR	HB	BB	SO	WP	BK	BAA	BF
11	GCL Jays	GCL	R	P	1-2	.333	2.87	18	6	0	0	1	47.0	42	26	15	3	2	12	44	2	0	.228	201
MINOR LEAGUE TOTALS					1-2		2.87	6	0	0	0	1	47.0	26	3	3	12	2	12	44	2	0	.228	201
						.333		18	0	0	1		42	15	2	2	12	44	0	0	0		201	

- Attended Florida Tech University, whose lone MLB alumni is Tim Wakefield
  - All-Sunshine State Conference Second-Team selection as a senior in 2011
- 2011
- Led Gulf Coast League Blue Jays in innings pitched (47) and strikeouts (44)
  - Ended the season with four perfect innings vs. GCL Phillies on 8/27

## SS DICKIE JOE THON

H/W:	6-2/190	CAREER HIGHS
B/T:	R/R	HITS: 2 — six times, last 8/5/2011 vs. GCL Pirates
OPENING DAY AGE:	20	RUNS: 2 — four times, last 7/30/2011 vs. GCL Tigers
BORN:	November 16, 1991 (Houston, Texas)	HR: 1 — three times, last 7/22/2011 vs. GCL Phillies
RESIDES:	San Juan, Puerto Rico	RBI: 2 — four times, last 7/20/2011 at GCL Braves
ACQUIRED:	Selected in the fifth round of the 2010 draft	SB: 2 — 7/2/2011 at GCL Pirates

### DICKIE JOE THON'S CAREER STATISTICS

YR	Club	LG	CLASS	POS	AVG	G	AB	R	H	2B	3B	HR	RBI	BB	IBB	SO	SB	CS	SF	SH	HBP	GDP	OBP	SLG	TPA
11	GCL Jays	GCL	R	SS	.223	45	121	23	27	3	0	3	15	23	0	44	6	2	0	2	5	1	.369	.322	151
MINOR LEAGUE TOTALS					.223		121	27	27	0	0	3	15	0	0	6	6	0	0	5	5	1	.369	.322	151
						45		23	27	3	0	3	15	23	0	44	6	2	0	2	5	1	.369	.322	151

- Ranked as 27th-best prospect in Toronto organization by Baseball America in 2012
  - Ranked as 16th-best prospect in Toronto organization by Baseball America in 2011
  - Attended Academia Perpetuo Socorro in Puerto Rico and had committed to Rice University before signing with Toronto
  - Son of former major league infielder Dickie Thon
- 2011
- Played 45 games (mostly at shortstop) for Gulf Coast League Blue Jays despite blood disorder that sidelined him in spring training
  - Batted .348 in June

## LHP COLTON TURNER

H/W:	6-3/185
B/T:	L/L
OPENING DAY AGE:	21
BORN:	January 17, 1991 (Joshua, TX)
RESIDES:	Joshua, TX
ACQUIRED:	Selected in the 21st round of the 2012 draft

- Attended Texas State University, where he was an All-Southland Conference Second-Team selection in 2012
- Pitched four no-hitters at Joshua High School and was an All-State selection as a senior
- Ranked by Baseball America as 484th-best prospect on Top 500 list prior to 2012 draft

# 2012 BLUE JAYS

## RHP DENNY VALDEZ

**H/W:** 5-11/169 **CAREER HIGHS**  
**B/T:** L/L **IP (Start):** 8.0 — 7/14/2008 at DSL Marlins  
**OPENING DAY AGE:** 22 **IP (Relief):** 3.0 — 7/20/2009 vs. GCL Braves  
**BORN:** March 5, 1990 (San Juan de la Maguana, Dom. Rep.) **HITS:** 9 — twice, last 8/11/2009 at GCL Braves  
**RESIDES:** San Juan de la Maguana, Dominican Republic **WALKS:** 4 — 6/20/2008 vs. DSL Mets  
**ACQUIRED:** Signed as an international free agent on July 4, 2008 **STRIKEOUTS:** 9 — 7/14/2008 at DSL Marlins

### DENNY VALDEZ'S CAREER STATISTICS

YR	Club	LG	CLASS	POS	W-L	.PCT	ERA	G	GS	CG	SH	SV	IP	H	R	ER	HR	HB	BB	SO	WP	BK	BAA	BF
08	DSL Jays	2DSL	R	P	0-2	.000	16.50	4	2	0	0	0	6.0	9	12	11	2	2	11	3	2	0	.375	38
09	DSL Jays	DSL	R	P	1-0	1.000	2.20	10	9	0	0	0	32.2	24	9	8	2	3	12	23	4	0	.214	127
10	INJURED (DID NOT PITCH)																							
11	GCL Jays	GCL	R	P	0-1	.000	10.38	4	0	0	0	0	4.1	6	5	5	1	0	5	3	2	0	.375	24
MINOR LEAGUE TOTALS					1-3		5.02		11		0		43.0		26		5		28		8		.257	
						.250		18		0		0		39		24		5		29		0		189

2011

- After missing 2010 due to Tommy John surgery, allowed five runs in four and one-third innings over four relief outings (10.38 ERA) in Gulf Coast League

2009

- Made nine starts and one relief appearance in Dominican Summer League, held opponents to 24 hits in 32.2 innings and pitched to a 2.20 ERA

2008

- Knocked around in first professional action in DSL, allowed 11 earned runs and 11 walks in six innings of work

## 3B SHAUN VELERIOTE

**H/W:** 6-1/200  
**B/T:** R/R  
**OPENING DAY AGE:** 22  
**BORN:** January 22, 1990 (Guelph, Ontario, Canada)  
**RESIDES:** Guelph, Ontario, Canada  
**ACQUIRED:** Selected in the 39th round of the 2012 draft

- Attended Brock University in St. Catherines, Ontario, where he won Ont. University Athletics Triple Crown last fall

## LHP ZAKERY WASILEWSKI

**H/W:** 6-1/190  
**B/T:** L/L  
**OPENING DAY AGE:** 19  
**BORN:** June 16, 1993 (Tazewell, VA)  
**RESIDES:** Tazewell, VA  
**ACQUIRED:** Selected in the 14th round of the 2012 draft

- Overcame Tommy John surgery and reconstructive knee surgery at Tazewell HS, alma mater of Billy Wagner
- Went 6-0 with a 0.39 ERA as a senior, including a no-hitter against eventual Class AAA state champion Princeton, also batted .533 in the outfield
- Was committed to South Carolina before being drafted by Toronto

# 2012 BLUE JAYS

## RHP BEN WHITE

H/W: 6-2/185  
 B/T: R/R  
 OPEN. DAY AGE: 23  
 BORN: May 10, 1989 (Parkesburg, Pennsylvania)  
 RESIDES: Parkesburg, Pennsylvania  
 ACQUIRED: Signed as an undrafted FA on June 12, 2011

CAREER HIGHS  
 IP (Start): 5.0 — three times, last 9/3/2011 at Boise  
 IP (Relief): 2.1 — twice, last 8/22/2011 at Salem-Keizer  
 HITS: 11 — 9/3/2011 at Boise  
 WALKS: 3 — three times, last 8/27/2011 vs. Tri-City  
 STRIKEOUTS: 2 — three times, last 9/3/2011 at Boise

### BEN WHITE'S CAREER STATISTICS

YR	Club	LG	CLASS	POS	W-L	.PCT	ERA	G	GS	CG	SH	SV	IP	H	R	ER	HR	HB	BB	SO	WP	BK	BAA	BF
11	Vancouver	NOR	SS	P	1-1	.500	7.00	8	5	0	0	0	27.0	36	23	21	3	4	10	10	6	0	.319	128
MINOR LEAGUE TOTALS					1-1		7.00	5	5	0	0	0	27.0	36	23	21	3	4	10	10	6	0	.319	128

- Attended Temple University, where he was a Philadelphia Big-5 All-Star as a junior in 2010
  - Ranks in the top ten on the Owls' all-time list in starts (2nd,44), innings (6th, 298.2) and strikeouts (3rd,272)
  - Recorded 13 strikeouts on 4/3/2010 vs. Dayton, the most ever at the Owls' home park of Skip Wilson Field
- 2011
- Debuted with Short Season-A Vancouver Canadians, pitched to a 7.00 ERA in eight Northwest League games
  - Struck out the side in scoreless inning of relief in Game Two of Northwest League Championship Series vs. Tri-City

## RHP LES WILLIAMS

H/W: 6-2/220  
 B/T: R/R  
 OPENING DAY AGE: 23  
 BORN: March 2, 1989 (Toronto, Ontario, Canada)  
 RESIDES: Toronto, Ontario, Canada  
 ACQUIRED: Selected in the 37th round of the 2011 draft

CAREER HIGHS  
 IP (Start): 3.0 — 7/14/2011 at Bristol  
 IP (Relief): 3.2 — 7/3/2011 at Princeton  
 HITS: 7 — 7/14/2011 at Bristol  
 WALKS: 3 — 7/10/2011 at Danville  
 STRIKEOUTS: 5 — 8/27/2011 vs. Elizabethton

### LES WILLIAMS'S CAREER STATISTICS

YR	Club	LG	CLASS	POS	W-L	.PCT	ERA	G	GS	CG	SH	SV	IP	H	R	ER	HR	HB	BB	SO	WP	BK	BAA	BF
11	Bluefield	APPY	R	P	4-2	.667	4.23	13	8	0	0	0	36.1	45	24	18	2	0	12	26	7	0	.296	166
MINOR LEAGUE TOTALS					4-2		4.23	8	8	0	0	0	36.1	45	24	18	2	0	12	26	7	0	.296	166

- Attended Northeastern University, where he is the program's all-time leader in innings pitched
  - Played for the Junior National Team as a high schooler
- 2011
- Went 2-2 with a 4.46 ERA in 17 games for Bluefield, allowed two runs in lone playoff relief appearance

## LHP DANIEL ZAMORA

H/W: 6-2/185  
 B/T: L/L  
 OPENING DAY AGE: 19  
 BORN: April 15, 1993 (La Puente, CA)  
 RESIDES: La Puente, CA  
 ACQUIRED: Selected in the 27th round of the 2012 draft

- Committed to Stony Brook prior to being drafted by Toronto

# 2011 DAY-BY-DAY RESULTS

DATE	OPP.	W/L	Score	Rec.	Place	G+/-	Winning Pitcher	Losing Pitcher	Save	Time	Att.
6/21	@ELZ	W	6-5 (13)	1-0	1st	-	Miciades Santana (1-0)	Derek Christensen (0-1)		3:43	1,275
6/22	@ELZ	W	4-3	2-0	1st	-	David Rollins (1-0)	Justin Parker (0-1)	Myles Duvall (1)	2:20	520
6/23	@ELZ	L	6-5	2-1	3rd	-1.0	Madison Boer (1-0)	Les Williams (0-1)		2:50	643
6/24	DAN	L	9-8	2-2	3rd	-2.0	Gregory Ross (1-0)	Aaron Sanchez (0-1)	Joe Lucas (1)	2:55	1,065
6/25	DAN	L	5-4 (10)	2-3	3rd	-3.0	Matt Chaffee (1-0)	Ian Kadish (0-1)	Cody Martin (1)	3:15	757
6/26	DAN	L	4-3	2-4	4th	-3.0	Ernesto Silva (1-1)	Mitchell Taylor (0-1)	Joe Lucas (2)	2:48	592
6/27	BRI	W	10-6	3-4	3rd	-3.0	David Rollins (2-0)	Euclides Leyer (0-1)		2:47	602
6/28	BRI	L	8-7	3-5	3rd	-3.5	Timothy Kiley (1-0)	Jose Vargas (0-1)	Brett Merkley (1)	2:33	150
6/29	BRI	W	9-7	4-5	3rd	-3.0	Ian Kadish (1-1)	Bryan Blough (0-1)		3:03	714
6/30	@PRI	W	6-4	5-5	3rd	-2.0	Andrew Sikula (1-0)	Kevin James (0-1)	Milciades Santana (1)	2:21	1,039
7/1	@PRI	W	8-2	6-5	3rd	-1.0	Mitchell Taylor (1-1)	Reinaldo Lopez (0-1)		2:34	1,597
7/2	@PRI	L	3-2 (10)	6-6	3rd	-2.0	Pedro Silvestre (2-0)	Jonathan Lucas (0-1)		2:47	996
7/3	@PRI	W	8-6	7-6	3rd	-1.0	Les Williams (1-1)	Jeff Ames (0-1)		2:39	588
7/4	PRI	L	5-4	7-7	3rd	-2.0	Pedro Silvestre (3-0)	Myles Jaye (0-1)	Garret Smith (2)	2:39	2,557
7/5	JC	L	7-6	7-8	3rd	-3.0	Kyle Hald (1-0)	Ajay Meyer (0-1)	Michael Santana (1)	2:19	860
7/6	JC	W	6-4 (11)	8-8	3rd	-3.0	Ian Kadish (2-1)	Dyllon Nuernberg (2-1)		3:40	786
7/7	JC	W	9-3	9-8	3rd	-2.0	David Rollins (3-0)	Jose Pasen (1-1)		2:14	829
7/8	@DAN	W	3-2 (7)	10-8	2nd	-1.0	Jonathan Lucas (1-1)	Lucas LaPoint (0-3)		1:43	912
7/9	@DAN	W	3-0	11-8	1st	-	Myles Jaye (1-1)	David Filak (0-3)	Aaron Sanchez (1)	2:37	1,239
7/10	@DAN	L	6-2	11-9	1st	-	Gregory Ross (3-0)	Ajay Meyer (0-2)		2:37	591
7/11							OFF DAY				
7/12	@BRI	W	3-2	12-9	1st	-	Noah Syndergaard (1-0)	Jean Duque (1-3)	Ian Kadish (1)	2:22	489
7/13	@BRI	L	9-6	12-10	1st	-	Ricardo Andres (1-0)	Miciades Santana (1-1)		2:28	583
7/14	@BRI	L	5-4	12-11	2nd	-1.0	Ryan Bollinger (3-0)	Les Williams (1-2)	Bryan Blough (3)	2:29	517
7/15	KNG	W	3-1	13-11	1st	-	Aaron Sanchez (1-1)	Jacob Lugo (1-1)	Myles Jaye (1)	2:20	752
7/16	KNG	W	5-1	14-11	1st	-	Ajay Meyer (1-2)	Juan Urbina (0-3)		2:36	560
7/17	KNG	W	9-1	15-11	1st	+1.0	Noah Syndergaard (2-0)	Domingo Tapia (1-3)		2:25	645
7/18	BUR	W	8-5	16-11	1st	+2.0	Deivy Estrada (1-0)	Robinson Yambati (0-4)	Ian Kadish (2)	2:41	717
7/19	BUR	L	2-1 (11)	16-12	1st	+1.0	Nick Graffeo (3-1)	Andrew Sikula (1-1)		3:08	653
7/20	BUR	W	16-5	17-12	1st	+1.0	Myles Jaye (2-1)	Angel Baez (0-3)		3:03	736
7/21	@PUL	L	5-4	17-13	1st	-	John Taylor (2-0)	Ian Kadish (2-3)		2:25	893
7/22	@PUL	W	10-3	18-13	1st	-	Noah Syndergaard (3-0)	Mayckol Guaiepe (3-3)		3:06	671
7/23	@PUL	L	3-2 (10)	18-14	1st	-	John Taylor (1-0)	Ian Kadish (3-4)		2:38	863
7/24	PRI	L	9-4	18-15	2nd	-1.0	Felipe Rivero (3-1)	Deivy Estrada (1-1)		2:45	908
7/25							POSTPONED (RAIN) - RESCHEDULED FOR 7/26				
7/26	PRI (GM 1)	W	11-4 (7)	19-15	2nd	-0.5	Aaron Sanchez (2-1)	Jeff Ames (2-2)		2:08	
7/26	PRI (GM 2)	L	8-3 (7)	19-16	2nd	-1.0	Jose Molina (1-0)	Myles Jaye (2-2)		2:10	856
7/27	@BUR	W	3-0	20-16	1st	-	Ajay Meyer (2-2)	Matthew Murray (1-2)	Ian Kadish (3)	2:23	422
7/28	@BUR	W	12-2	21-16	1st	-	Noah Syndergaard (4-0)	Robinson Yambati (0-5)		2:51	2,130
7/29	@BUR	W	7-1 (11)	22-16	1st	+1.0	Mitchell Taylor (2-1)	Andrew Ferguson (0-1)		2:59	812
7/30	@KNG	W	6-3	23-16	1st	+2.0	Deivy Estrada (2-1)	Hansel Robles (2-1)	Andrew Sikula (1)	2:46	714
7/31	@KNG	L	3-1	23-17	1st	+1.0	Brett Mitchell (5-1)	Myles Jaye (2-3)	Jared West (3)	2:06	803
8/1	@KNG	W	4-3	24-17	1st	+2.0	Jonathan Lucas (2-1)	Kenneth McDowall (0-1)	Ian Kadish (4)	2:50	1,111
8/2							OFF DAY				
8/3	GRN	L	8-7 (11)	24-18	1st	+1.0	Paris Shewey (1-3)	Jonathan Lucas (2-2)		3:30	725
8/4	GRN	W	3-2	25-18	1st	+2.0	Myles Duvall (1-0)	Jeremiah Meiners (0-3)		2:35	710
8/5	GRN	L	8-5	25-19	1st	+1.0	Adrian Houser (1-0)	Deivy Estrada (2-2)		2:51	947
8/6	@JC	L	7-3	25-20	1st	-	Ryan Sherriff (2-1)	Aaron Sanchez (2-2)	Kyle Hald (1)	2:24	680
8/7	@JC	W	7-6 (10)	26-20	1st	-	Jonathan Lucas (3-2)	Roberto Canache (1-1)	Ian Kadish (5)	2:44	865
8/8	@JC	L	8-5	26-21	2nd	-1.0	Tyler Mills (1-1)	Myles Duvall (1-1)	Logan Billbrough (4)	2:36	494
8/9	PRI	W	6-2	27-21	1st	-	Mitchell Taylor (3-1)	Marcus Jensen (1-4)		2:22	1,007
8/10	PRI	W	4-2	28-21	1st	+1.0	Deivy Estrada (3-2)	Felipe Rivero (3-2)	Ian Kadish (6)	2:20	833
8/11	PRI	W	6-2	29-21	1st	+2.0	Aaron Sanchez (3-2)	Shay Crawford (1-1)		2:32	845
8/12	@PUL	W	10-2	30-21	1st	+2.0	Ajay Meyer (3-2)	Mayckol Guaiepe (3-6)		2:30	677
8/13	@PUL	L	15-5	30-22	1st	+1.0	Luke Taylor (3-1)	Tucker Jensen (0-1)		3:13	480
8/14	@PUL	W	7-2	31-22	1st	+1.0	Tyler Ybarra (1-0)	Brett Shankin (0-3)		2:46	678
8/15							OFF DAY				
8/16	BUR	L	9-5	31-23	1st	-	Abel Gonzalez (2-1)	Deivy Estrada (3-3)		2:40	698
8/17	BUR	W	7-3	32-23	1st	-	Misaul Diaz (1-0)	Andrea Pizziconi (0-1)		2:31	604
8/18	BUR	W	2-1 (5)	33-23	1st	+1.0	Myles Jaye (3-3)	Matthew Murray (2-4)		1:23	846
8/19	PUL	W	5-3	34-23	1st	+1.0	Myles Duvall (2-1)	Robert Shore (0-1)		2:37	757
8/20	PUL	W	13-6	35-23	1st	+2.0	Mitchell Taylor (4-1)	Angel Raga (2-3)		2:53	1,032
8/21	PUL	W	9-2	36-23	1st	+2.0	Tyler Ybarra (2-0)	Ambioris Hidalgo (1-3)		2:45	687
8/22	@GRN	W	7-5	37-23	1st	+2.0	Les Williams (2-2)	James Propst (1-3)	Misaul Diaz (1)	2:42	726
8/23	@GRN	L	10-8	37-24	1st	+1.0	Jeremiah Meiners (2-3)	Milciades Santana (1-2)	Paris Shewey (3)	3:12	727
8/24	@GRN	W	5-2	38-24	1st	+2.0	Ajay Meyer (4-2)	Tyson Perez (2-4)	Ian Kadish (7)	2:25	765
8/25	ELZ	L	17-8	38-25	1st	+2.0	David Hurlbut (3-6)	Mitchell Taylor (4-2)		3:05	649
8/26	ELZ	L	11-4	38-26	1st	+1.0	Steven Gruver (1-0)	Jonathan Lucas (3-3)		2:51	512
8/27	ELZ	L	5-3	38-27	1st	-	Derek Christensen (5-2)	Deivy Estrada (3-4)	Matt Summers (6)	2:28	804
8/28	@DAN	W	11-4	39-27	1st	+1.0	Joseph Musgrove (1-0)	Gregory Ross (7-4)		3:01	521
8/29	@DAN	W	5-1	40-27	1st	+2.0	Nicholas Purdy (1-0)	David Filak (1-6)		2:42	685
8/30	@DAN	L	19-4	40-28	1st	+1.0	Ernesto Silva (5-5)	Tucker Jensen (0-2)		2:58	701



# 2011 SEASON STATISTICS

## BLUE JAYS FINAL 2011 STATISTICS

### BATTING

Batter	AVG	G	AB	R	H	2B	3B	HR	RBI	BB	IBB	SO	SB	CS	OBP	SLG	OPS	E
Matt Abraham	.250	2	4	2	1	0	0	0	0	4	0	1	0	0	.625	.250	.875	0
Eric Arce	.263	6	19	1	5	1	0	0	1	2	0	4	0	0	.333	.316	.649	0
Daniel Arcila	.243	54	210	43	51	10	5	10	37	24	0	50	3	3	.329	.481	.810	3
Cody Bartlett	.198	27	91	9	18	7	0	1	17	11	0	22	2	1	.284	.308	.592	11
Eli Boike	.304	9	23	2	7	2	1	0	8	2	0	8	1	0	.385	.478	.863	0
George Carroll	.000	1	2	0	0	0	0	0	0	0	0	1	0	0	.000	.000	.000	0
Art Charles	.240	68	250	46	60	18	3	11	61	39	0	89	1	1	.351	.468	.819	8
Andy Fermin	.261	59	218	41	57	15	0	5	33	35	0	37	2	1	.360	.399	.759	12
Melvin Garcia	.167	26	78	9	13	2	0	0	5	7	0	26	2	1	.241	.192	.434	1
Christopher Hawkins	.318	68	242	49	77	15	6	5	52	22	1	46	14	4	.375	.492	.866	2
Leo Hernandez	.333	29	93	10	31	4	1	1	12	2	0	9	0	0	.337	.430	.767	3
Yudelmis Hernandez	.250	9	32	5	8	2	0	1	5	2	0	12	0	0	.333	.406	.740	1
Matt Johnson	.203	20	74	10	15	2	0	1	7	2	0	16	3	2	.253	.270	.523	8
Tim Mahler	.400	4	5	0	2	0	0	0	0	0	0	0	0	0	.400	.400	.800	0
Ronald Melendez	.300	6	10	0	3	2	0	0	4	0	0	2	0	0	.300	.500	.800	0
Peter Mooney	.260	21	77	19	20	7	2	1	11	17	0	13	1	0	.385	.442	.827	3
Aaron Munoz	.231	45	130	12	30	3	0	0	21	11	0	28	0	0	.306	.254	.560	3
Gustavo Pierre	.252	63	250	47	63	12	3	6	23	26	0	73	9	5	.324	.396	.720	8
Kevin Pillar	.347	60	236	44	82	17	3	7	36	10	0	36	8	4	.377	.534	.911	3
Dalton Pompey	.191	18	68	15	13	3	0	1	5	14	0	23	4	1	.353	.279	.632	1
Carlos Ramirez	.232	40	112	18	26	7	2	2	9	10	0	39	2	1	.301	.384	.685	1
Chris Schaeffer	.378	10	37	6	14	4	0	1	7	1	0	5	0	0	.385	.568	.952	0
Kellen Sweeney	.114	9	35	4	4	1	0	0	1	9	0	17	1	0	.295	.143	.438	1
Javan Williams	.304	26	46	7	14	1	0	1	6	2	0	10	5	0	.360	.391	.751	0
<b>Team Total</b>	<b>.262</b>	<b>68</b>	<b>2342</b>	<b>399</b>	<b>614</b>	<b>135</b>	<b>26</b>	<b>54</b>	<b>362</b>	<b>252</b>	<b>1</b>	<b>567</b>	<b>58</b>	<b>24</b>	<b>.339</b>	<b>.411</b>	<b>.750</b>	<b>76</b>

### PITCHING

Pitcher	W	L	ERA	G	GS	CG	SH	SV	SVO	IP	H	R	ER	HR	HB	BB	SO	AVG
Thomas Berryhill	0	0	5.63	6	0	0	0	0	0	8.0	13	5	5	0	1	5	5	.371
Misaul Diaz	1	0	4.35	6	0	0	0	1	2	10.1	6	5	5	2	0	5	15	.167
Myles Duvall	2	1	5.40	14	0	0	0	1	1	25.0	33	19	15	3	2	9	25	.311
Drew Elliott	0	0	1.59	4	0	0	0	0	0	5.2	5	3	1	0	0	2	6	.238
Deivy Estrada	3	4	6.94	9	9	0	0	0	0	36.1	46	29	28	5	3	16	27	.311
Jeremy Gabryszewski	0	0	0.00	1	0	0	0	0	0	1.0	1	0	0	0	0	0	1	.250
Myles Jaye	3	3	3.00	13	9	1	0	1	1	54.0	48	22	18	7	0	18	49	.239
Tucker Jensen	0	2	11.12	4	4	0	0	0	0	11.1	26	23	14	2	2	8	13	.441
Matt Johnson	0	0	0.00	1	0	0	0	0	0	1.0	1	0	0	0	0	0	0	.333
Ian Kadish	2	3	2.67	23	0	0	0	7	9	30.1	24	11	9	0	4	11	35	.209
Jonathan Lucas	3	3	3.93	21	0	0	0	0	1	36.2	31	16	16	2	2	9	24	.231
Ajay Meyer	4	2	3.02	13	13	0	0	0	0	65.2	62	26	22	3	0	13	55	.243
Joseph Musgrove	1	0	0.00	1	0	0	0	0	0	3.0	2	0	0	0	0	1	2	.222
Nicholas Purdy	1	0	2.70	2	0	0	0	0	0	6.2	4	2	2	0	0	6	6	.167
David Rollins	3	0	1.25	4	4	0	0	0	0	21.2	12	3	3	2	0	2	18	.158
Aaron Sanchez	3	2	5.48	11	6	0	0	1	1	42.2	45	27	26	4	1	18	43	.269
Kenllie Santana	0	0	15.58	9	0	0	0	0	0	8.2	13	16	15	1	0	20	12	.333
Milciades Santana	1	2	9.47	19	0	0	0	1	3	25.2	30	29	27	4	3	15	28	.294
Andrew Sikula	1	1	2.97	18	0	0	0	1	2	30.1	38	12	10	2	1	9	35	.309
Noah Syndergaard	4	0	1.41	7	5	0	0	0	0	32.0	23	5	5	1	0	11	37	.198
Mitchell Taylor	4	2	4.23	13	8	0	0	0	0	55.1	50	28	26	5	4	14	61	.242
Jose Vargas	0	1	10.22	4	4	0	0	0	0	12.1	16	15	14	3	2	11	8	.320
Les Williams	2	2	4.46	17	1	0	0	0	2	36.1	45	24	18	2	0	12	26	.296
Tyler Ybarra	2	0	2.15	14	5	0	0	0	2	46.0	34	12	11	2	1	16	54	.200
<b>Team Total</b>	<b>40</b>	<b>28</b>	<b>4.23</b>	<b>68</b>	<b>68</b>	<b>1</b>	<b>2</b>	<b>13</b>	<b>24</b>	<b>606.0</b>	<b>608</b>	<b>332</b>	<b>285</b>	<b>50</b>	<b>26</b>	<b>231</b>	<b>585</b>	<b>.259</b>

# 2011 BLUE JAYS HIGHS AND LOWS

## TEAM MISCELLANEOUS

LONGEST WINNING STREAK.....	6 (8/17-8/22, 2 vs. Burlington, 3 vs. Pulaski, 1 at Greenville)
LONGEST LOSING STREAK.....	4 (6/23-6/26, 1 at Elizabethton, 3 vs. Danville)
LARGEST MARGIN OF VICTORY.....	11 (16-5 W, 7/20 vs. Burlington)
LARGEST MARGIN OF DEFEAT.....	15 (19-4 L, 8/30 at Danville)
LARGEST SHUTOUT WIN.....	3-0 (twice, 7/9 at Danville; 7/27 at Burlington)
LARGEST SHUTOUT LOSS.....	No shutout losses
LONGEST GAME, TIME.....	3:43 (6/21 at Elizabethton)
LONGEST HOME GAME, TIME.....	3:40 (7/6 vs. Johnson City)
LONGEST ROAD GAME, TIME.....	3:43 (6/21 at Elizabethton)
LONGEST 9-INNING HOME GAME, TIME.....	3:05 (8/25 vs. Elizabethton)
LONGEST 9-INNING ROAD GAME, TIME.....	3:13 (8/13 at Pulaski)
LONGEST 7-INNING HOME GAME, TIME.....	2:10 (7/26 vs. Princeton, Game 2)
LONGEST 7-INNING ROAD GAME, TIME.....	1:43 (7/8 at Danville)
SHORTEST 9-INNING HOME GAME, TIME.....	2:14 (7/7 vs. Johnson City)
SHORTEST 9-INNING ROAD GAME, TIME.....	2:06 (7/31 at Kingsport, [45-minute delay after 6th])
SHORTEST 7-INNING HOME GAME, TIME.....	2:08 (7/26 vs. Princeton, Game 1)
SHORTEST 7-INNING ROAD GAME, TIME.....	1:43 (7/8 at Danville)
LONGEST GAME, INNINGS.....	13 (6/21 at Elizabethton)
LONGEST HOME GAME, INNINGS.....	11 (7/6 vs. Johnson City)
LONGEST ROAD GAME, INNINGS.....	13 (6/21 at Elizabethton)
LARGEST CROWD, HOME.....	2,557 (7/7 vs. Princeton)
LARGEST CROWD, ROAD.....	2,130 (7/28 at Burlington)
SMALLEST CROWD, HOME.....	150 (6/28 vs. Bristol)
SMALLEST CROWD, ROAD.....	422 (7/27 at Burlington)
MOST ERRORS.....	4 (three times, last 7/22 at Pulaski)
MOST ERRORS BY OPPONENT.....	4 (four times, last 8/28 at Danville)
LONGEST ERRORLESS STREAK.....	3 (7/1-7/3)
MOST LOB.....	15 (6/21 at Elizabethton)
FEWEST LOB.....	2 (three times, last 7/31 at Kingsport)

## TEAM BATTING

MOST RUNS.....	16 (7/20 vs. Burlington)
MOST RUNS, INNING.....	8 (7/28 at Burlington, 1st)
MOST HITS.....	19 (8/3 vs. Greenville)
MOST HITS, INNING.....	7 (7/28 at Burlington, 1st)
MOST HOME RUNS, GAME.....	3 (three times, last 7/20 vs. Burlington)
MOST HOME RUNS, INNING.....	2 (five times, last 8/7 at Johnson City, 4th)
MOST CONSECUTIVE GAMES WITH A HOME RUN.....	5 (7/3-7/7)
MOST DOUBLES, GAME.....	7 (7/29 at Burlington)
MOST TRIPLES, GAME.....	2 (four times, last 8/20 vs. Pulaski)
MOST EXTRA-BASE HITS, GAME.....	7 (7/29 at Burlington)
MOST STOLEN BASES, GAME.....	3 (three times, last 7/27 at Burlington)
MOST STRIKEOUTS, 9-INNING GAME.....	14 (7/30 at Kingsport)
MOST STRIKEOUTS, ALL GAMES.....	18 (6/21 at Elizabethton, 13 innings)

## TEAM PITCHING

MOST RUNS ALLOWED.....	19 (8/30 at Danville)
MOST RUNS ALLOWED, INNING.....	8 (twice, last 8/25 vs. Elizabethton, 3rd)
MOST HITS ALLOWED.....	19 (twice, last 8/25 vs. Elizabethton)
MOST HITS ALLOWED, INNING.....	8 (8/16 vs. Burlington, 2nd)
MOST HOME RUNS ALLOWED.....	4 (8/25 vs. Elizabethton)
MOST HOME RUNS ALLOWED, INNING.....	2 (three times, last 8/25 vs. Elizabethton, 9th)
MOST CONSECUTIVE GAMES ALLOWING A HOME RUN.....	7 (8/6-8/13)
MOST STRIKEOUTS, 9-INNING GAME.....	17 (8/9 vs. Princeton)
MOST STRIKEOUTS, ALL GAMES.....	23 (6/21 at Elizabethton, 13 innings)
MOST BASES ON BALLS.....	9 (8/5 vs. Greenville)
MOST EXTRA-BASE HITS ALLOWED.....	10 (8/13 at Pulaski)

## INDIVIDUAL BATTING

MOST RUNS SCORED.....	4 (Gustavo Pierre, 7/20 vs. Burlington)
MOST HITS.....	5 (Javan Williams, 8/3 vs. Greenville)
MOST EXTRA-BASE HITS.....	3 (Christopher Hawkins, 7/26 at Princeton)
MOST DOUBLES.....	3 (Andy Fermin, 6/26 vs. Danville)
MOST TRIPLES.....	1 (26 times, last Leo Hernandez 8/26 vs. Elizabethton)
MOST HOME RUNS.....	2 (twice, Art Charles, 6/27 vs. Bristol & Daniel Arcila, 7/6 vs. Johnson City)
MOST TOTAL BASES.....	9 (Christopher Hawkins, 7/26 at Princeton)
MOST RBI.....	5 (Christopher Hawkins, 7/26 at Princeton)
MOST STOLEN BASES.....	2 (three times, last Kevin Pillar, 8/24 vs. Greenville)
MOST BASES ON BALLS.....	3 (three times, last Peter Mooney, 8/13 at Pulaski)
MOST STRIKEOUTS.....	4 (Art Charles, 6/26 vs. Danville)
LONGEST HITTING STREAK.....	14 (Christopher Hawkins, 7/2-7/16)
LONGEST ON-BASE STREAK.....	22 (Christopher Hawkins, 8/6-8/28)

## INDIVIDUAL PITCHING

MOST INNINGS PITCHED, STARTER.....	6.0 (six times, last Ajay Meyer 8/19 vs. Pulaski)
MOST INNINGS PITCHED, RELIEVER.....	5.0 (Noah Syndergaard, 6/26 vs. Danville)
MOST HITS ALLOWED, STARTER.....	10 (Aaron Sanchez, 6/24 vs. Danville)
MOST HITS ALLOWED, RELIEVER.....	7 (Mitchell Taylor, 6/21 at Elizabethton)
MOST STRIKEOUTS, STARTER.....	8 (four times, last Tyler Ybarra 8/9 vs. Princeton)
MOST STRIKEOUTS, RELIEVER.....	9 (Mitchell Taylor, twice, last 8/9 vs. Princeton)
MOST BASES ON BALLS, STARTER.....	5 (Jose Vargas, 7/3 at Princeton)
MOST BASES ON BALLS, RELIEVER.....	5 (Noah Syndergaard, 7/17 vs. Kingsport)
MOST WILD PITCHES.....	3 (Thomas Berryhill, 7/24 vs. Princeton)
MOST EARNED RUNS ALLOWED.....	9 (Mitchell Taylor, 8/25 vs. Elizabethton)
MOST CONSECUTIVE SCORELESS IP.....	17 (Mitchell Taylor, 7/23-8/14)

# 2011 US. APPALACHIAN LEAGUE

## BLUE JAYS 2011 STATISTICS VS. BRISTOL

### BATTING

Batter	AVG	G	AB	R	H	2B	3B	HR	RBI	BB	IBB	SO	SB	CS	OBP	SLG	OPS	E
Matt Abraham	1.000	1	1	1	1	0	0	0	0	3	0	0	0	0	1.000	1.000	2.000	0
Daniel Arcila	.286	5	21	5	6	1	2	0	2	3	0	3	1	0	.400	.524	.924	0
Cody Bartlett	.333	4	15	2	5	2	0	0	3	2	0	2	1	0	.412	.467	.878	3
Art Charles	.286	6	21	7	6	2	0	3	6	5	0	8	1	1	.444	.810	1.254	2
Andy Fermin	.278	4	18	3	5	0	0	1	4	0	0	4	0	1	.278	.444	.722	1
Melvin Garcia	.167	3	12	1	2	0	0	0	0	1	0	3	0	0	.231	.167	1.000	1
Christopher Hawkins	.286	6	21	4	6	1	1	2	8	0	0	5	0	0	.286	.714	1.000	1
Leo Hernandez	.429	3	7	1	3	1	0	0	1	1	0	1	0	0	.500	.571	1.071	1
Yudelmis Hernandez	.000	1	1	0	0	0	0	0	0	0	0	1	0	0	.000	.000	.000	0
Matt Johnson	.250	2	8	1	2	0	0	0	1	1	0	1	0	0	.333	.250	.583	2
Aaron Munoz	.143	3	7	0	1	1	0	0	2	0	0	1	0	0	.125	.286	.411	1
Gustavo Pierre	.222	6	27	4	6	1	1	1	4	2	0	9	0	0	.276	.444	.720	0
Kevin Pillar	.368	5	19	4	7	3	0	0	3	2	0	3	1	0	.455	.526	.981	0
Carlos Ramirez	.188	4	16	1	3	0	1	0	0	0	0	6	0	0	.188	.313	.500	0
Chris Schaeffer	.429	2	7	3	3	0	0	1	2	1	0	1	0	0	.500	.857	1.357	0
Kellen Sweeney	.000	2	8	1	8	8	8	8	1	1	8	4	0	0	.111	.000	.111	0
Javan Williams	.000	4	4	1	0	0	0	0	0	0	0	1	0	0	.000	.000	.000	0
<b>Team Total</b>	<b>.263</b>	<b>6</b>	<b>213</b>	<b>39</b>	<b>56</b>	<b>12</b>	<b>5</b>	<b>8</b>	<b>37</b>	<b>22</b>	<b>0</b>	<b>53</b>	<b>4</b>	<b>2</b>	<b>.339</b>	<b>.479</b>	<b>.818</b>	<b>13</b>

### PITCHING

Pitcher	W	L	ERA	G	GS	CG	SH	SV	SVO	IP	H	R	ER	HR	HB	BB	SO	AVG
Drew Elliott	0	0	0.000	2	0	0	0	0	0	2.1	3	2	0	0	0	1	2	.300
Deivy Estrada	0	0	0.00	1	1	0	0	0	0	5.0	5	0	0	0	1	0	3	.263
Myles Jaye	0	0	6.75	1	1	0	0	0	0	4.0	5	3	3	2	0	2	2	.294
Ian Kadish	1	0	0.00	3	0	0	0	1	1	5.1	1	1	0	0	0	0	6	.056
Jonathan Lucas	0	0	0.00	2	0	0	0	0	0	4.1	1	0	0	0	1	1	3	.071
David Rollins	1	0	0.00	1	1	0	0	0	0	5.2	3	0	0	0	0	1	6	.150
Aaron Sanchez	0	0	11.57	1	0	0	0	0	0	2.1	4	3	3	0	0	4	4	.364
Kenllie Santana	0	0	*.**	1	0	0	0	0	0	0.0	2	5	5	0	0	3	0	1.000
Milciades Santana	0	1	108.00	1	0	0	0	0	1	0.1	3	4	4	0	0	1	1	.750
Andrew Sikula	0	0	27.00	1	0	0	0	0	0	1.0	5	3	3	0	0	0	1	.714
Noah Syndergaard	1	0	1.80	1	1	0	0	0	0	5.0	3	1	1	1	0	1	5	.167
Mitchell Taylor	0	0	2.70	1	0	0	0	0	0	3.1	2	1	1	0	0	1	4	.167
Jose Vargas	0	1	21.00	1	1	0	0	0	0	3.0	8	8	7	0	1	1	2	.471
Les Williams	0	1	5.40	2	1	0	0	0	0	5.0	7	4	3	0	0	0	2	.333
Tyler Ybarra	0	0	3.38	2	0	0	0	0	0	5.1	4	2	2	0	0	3	4	.174
<b>Team Total</b>	<b>3</b>	<b>3</b>	<b>4.85</b>	<b>6</b>	<b>6</b>	<b>0</b>	<b>0</b>	<b>1</b>	<b>2</b>	<b>52.0</b>	<b>56</b>	<b>37</b>	<b>28</b>	<b>3</b>	<b>3</b>	<b>19</b>	<b>45</b>	<b>.263</b>

# 2011 VS. APPALACHIAN LEAGUE

## BLUE JAYS 2011 STATISTICS VS. BURLINGTON

### BATTING

Batter	AVG	G	AB	R	H	2B	3B	HR	RBI	BB	IBB	SO	SB	CS	OBP	SLG	OPS	E
Daniel Arcila	.263	9	38	9	10	3	0	3	8	3	0	7	0	0	.333	.579	.912	0
Cody Bartlett	.364	4	11	1	4	2	0	0	3	1	0	4	0	0	.417	.545	.962	1
Eli Boike	.250	2	8	1	2	0	1	0	4	0	0	4	1	0	.333	.500	.833	0
Art Charles	.273	9	33	6	9	2	0	0	4	6	0	11	0	0	.390	.333	.724	1
Andy Fermin	.355	9	31	8	11	3	0	1	7	7	0	4	0	0	.450	.548	.998	2
Melvin Garcia	.000	3	4	2	0	0	0	0	0	3	0	2	0	0	.429	.000	.429	0
Christopher Hawkins	.400	9	30	5	12	0	2	0	9	5	1	4	5	0	.486	.533	1.019	0
Leo Hernandez	.353	5	17	2	6	1	0	0	0	1	0	1	0	0	.389	.412	.801	0
Matt Johnson	.214	3	14	2	3	1	0	1	4	0	0	3	2	2	.214	.500	.714	0
Tim Mahler	.500	2	2	0	1	0	0	0	0	0	0	0	0	0	.500	.500	1.000	0
Ronald Melendez	.000	1	1	0	0	0	0	0	0	0	0	1	0	0	.000	.000	.000	0
Peter Mooney	.429	2	7	2	3	1	0	0	1	1	0	0	0	0	.500	.571	1.071	0
Aaron Munoz	.227	7	22	3	5	1	0	0	3	1	0	5	0	0	.261	.273	.534	0
Gustavo Pierre	.207	8	29	8	6	2	0	1	3	4	0	15	1	1	.303	.379	.682	0
Kevin Pillar	.323	8	31	6	10	2	1	0	4	0	0	4	2	0	.323	.452	.774	0
Dalton Pompey	.083	3	12	2	1	0	0	0	0	0	0	5	1	0	.154	.083	.237	1
Carlos Ramirez	.235	6	17	3	4	1	0	0	1	2	0	5	0	0	.316	.294	.610	0
Javan Williams	.143	4	7	1	1	0	0	1	1	0	0	1	0	0	.250	.571	.821	0
<b>Team Total</b>	<b>.280</b>	<b>9</b>	<b>314</b>	<b>61</b>	<b>88</b>	<b>19</b>	<b>4</b>	<b>7</b>	<b>52</b>	<b>34</b>	<b>1</b>	<b>76</b>	<b>12</b>	<b>3</b>	<b>.357</b>	<b>.433</b>	<b>.790</b>	<b>5</b>

### PITCHING

Pitcher	W	L	ERA	G	GS	CG	SH	SV	SVO	IP	H	R	ER	HR	HB	BB	SO	AVG
Thomas Berryhill	0	0	4.15	2	0	0	0	0	0	4.1	7	2	2	0	0	2	3	.389
Misaul Diaz	1	0	0.00	1	0	0	0	0	0	2.0	0	0	0	0	0	1	4	.000
Myles Duvall	0	0	0.00	3	0	0	0	0	0	5.0	4	0	0	0	0	2	4	.235
Deivy Estrada	1	1	15.63	2	2	0	0	0	0	6.1	11	12	11	2	0	3	5	.379
Myles Jaye	2	0	0.90	2	2	1	0	0	0	10.0	8	1	1	0	0	2	13	.222
Ian Kadish	0	0	1.80	4	0	0	0	2	2	5.0	4	1	1	0	1	1	5	.211
Jonathan Lucas	0	0	0.00	3	0	0	0	0	0	5.2	2	0	0	0	0	1	4	.111
Ajay Meyer	1	0	0.00	1	1	0	0	0	0	6.0	4	0	0	0	0	0	4	.190
Aaron Sanchez	0	0	8.10	2	1	0	0	0	0	6.2	5	6	6	2	0	4	8	.208
Kenlie Santana	0	0	5.40	3	0	0	0	0	0	3.1	2	2	2	0	0	10	6	.182
Milciades Santana	0	0	0.00	2	0	0	0	0	0	2.2	1	0	0	0	0	2	2	.143
Andrew Sikula	0	1	9.00	1	0	0	0	0	0	1.0	2	1	1	1	0	0	2	.400
Noah Syndergaard	1	0	1.80	1	1	0	0	0	0	5.0	2	1	1	0	0	1	5	.125
Mitchell Taylor	1	0	0.00	1	0	0	0	0	0	6.0	1	0	0	0	1	2	9	.059
Les Williams	0	0	0.00	2	0	0	0	0	0	5.0	4	0	0	0	0	0	4	.211
Tyler Ybarra	0	0	2.57	2	2	0	0	0	0	7.0	5	2	2	1	0	1	8	.192
<b>Team Total</b>	<b>7</b>	<b>2</b>	<b>2.89</b>	<b>9</b>	<b>9</b>	<b>1</b>	<b>1</b>	<b>2</b>	<b>2</b>	<b>81.0</b>	<b>62</b>	<b>28</b>	<b>26</b>	<b>6</b>	<b>2</b>	<b>32</b>	<b>86</b>	<b>.215</b>



# 2011 VS. APPALACHIAN LEAGUE

## BLUE JAYS 2011 STATISTICS VS. DANVILLE

### BATTING

Batter	AVG	G	AB	R	H	2B	3B	HR	RBI	BB	IBB	SO	SB	CS	OBP	SLG	OPS	E
Eric Arce	.250	2	4	1	1	0	0	0	0	1	0	1	0	0	.400	.250	.650	0
Daniel Arcila	.074	8	27	5	2	0	0	1	4	3	0	10	1	1	.194	.185	.379	1
Cody Bartlett	.167	4	12	1	2	1	0	0	2	2	0	2	1	0	.286	.250	.536	3
George Carroll	.000	1	2	0	0	0	0	0	0	0	0	1	0	0	.000	.000	.000	0
Art Charles	.212	9	33	4	7	3	0	0	6	4	0	12	0	0	.282	.303	.585	1
Andy Fermin	.417	7	24	5	10	4	0	0	3	2	0	3	1	0	.444	.583	1.028	0
Melvin Garcia	.091	3	11	0	1	0	0	0	1	0	0	3	0	1	.091	.091	.182	0
Christopher Hawkins	.276	9	29	7	8	0	1	0	6	2	0	6	1	0	.333	.345	.678	0
Leo Hernandez	.500	3	8	2	4	0	0	1	3	0	0	0	0	0	.444	.875	1.319	0
Yudelmis Hernandez	.200	2	10	1	2	1	0	0	0	0	0	3	0	0	.200	.300	.500	1
Matt Johnson	.500	1	4	1	2	0	0	0	0	0	0	0	0	0	.500	.500	1.000	0
Ronald Melendez	.500	2	4	0	2	1	0	0	2	0	0	0	0	0	.500	.750	1.250	0
Peter Mooney	.250	1	4	0	1	0	0	0	1	0	0	0	0	0	.250	.250	.500	1
Aaron Munoz	.250	5	16	2	4	0	0	0	3	1	0	4	0	0	.333	.250	.583	0
Gustavo Pierre	.206	9	34	5	7	3	0	0	1	6	0	7	3	0	.341	.294	.636	2
Kevin Pillar	.222	7	27	5	6	2	0	1	4	2	0	7	0	0	.290	.407	.698	1
Dalton Pompey	.167	2	6	1	1	0	0	0	1	3	0	3	0	0	.444	.167	.611	0
Carlos Ramirez	.067	7	15	1	1	0	1	0	0	2	0	5	0	0	.176	.200	.376	1
Chris Schaeffer	.375	2	8	1	3	1	0	0	0	0	0	1	0	0	.375	.500	.875	0
Kellen Sweeney	.167	3	12	0	2	0	0	0	0	3	0	6	1	0	.333	.167	.500	0
Javan Williams	.000	5	8	1	0	0	0	0	0	1	0	4	0	0	.111	.000	.111	0
<b>Team Total</b>	<b>.221</b>	<b>9</b>	<b>298</b>	<b>43</b>	<b>66</b>	<b>16</b>	<b>2</b>	<b>3</b>	<b>37</b>	<b>32</b>	<b>0</b>	<b>78</b>	<b>8</b>	<b>2</b>	<b>.302</b>	<b>.319</b>	<b>.621</b>	<b>11</b>

### PITCHING

Pitcher	W	L	ERA	G	GS	CG	SH	SV	SVO	IP	H	R	ER	HR	HB	BB	SO	AVG
Misaul Diaz	0	0	0.00	1	0	0	0	0	0	1.0	0	0	0	0	0	0	2	.000
Myles Duvall	0	0	7.36	2	0	0	0	0	0	3.2	5	5	3	1	1	3	3	.294
Jeremy Gabryszewski	0	0	0.00	1	0	0	0	0	0	1.0	1	0	0	0	0	0	1	.250
Myles Jaye	1	0	0.79	3	2	0	0	0	0	11.1	3	1	1	1	0	3	9	.083
Tucker Jensen	0	1	27.00	1	1	0	0	0	0	1.2	7	10	5	0	0	3	1	.583
Matt Johnson	0	0	0.00	1	0	0	0	0	0	1.0	1	0	0	0	0	0	0	.333
Ian Kadish	0	1	2.70	3	0	0	0	0	0	3.1	3	1	1	0	1	0	5	.214
Jonathan Lucas	1	0	1.35	3	0	0	0	0	0	6.2	3	1	1	0	1	0	5	.136
Ajay Meyer	0	1	4.91	3	3	0	0	0	0	11.0	11	6	6	0	0	1	11	.250
Joseph Musgrove	1	0	0.00	1	0	0	0	0	0	3.0	2	0	0	0	0	1	2	.222
Nicholas Purdy	1	0	0.00	1	0	0	0	0	0	4.0	1	0	0	0	0	2	2	.077
Aaron Sanchez	0	1	10.80	2	1	0	0	1	1	6.2	11	8	8	0	0	4	8	.379
Kenllie Santana	0	0	9.00	1	0	0	0	0	0	1.0	0	1	1	0	0	2	2	.000
Milciades Santana	0	0	27.00	4	0	0	0	0	0	2.1	4	7	7	0	1	5	2	.364
Andrew Sikula	0	0	1.50	2	0	0	0	0	0	6.0	7	2	1	0	0	2	4	.292
Noah Syndergaard	0	0	0.00	1	0	0	0	0	0	5.0	3	0	0	0	0	1	5	.176
Mitchell Taylor	0	1	6.75	1	1	0	0	0	0	4.0	5	4	3	0	0	1	4	.294
Jose Vargas	0	0	3.00	1	1	0	0	0	0	3.0	3	1	1	1	1	2	2	.250
Les Williams	0	0	40.50	1	0	0	0	0	0	0.2	2	3	3	0	0	3	0	.500
Tyler Ybarra	0	0	0.00	1	0	0	0	0	0	0.2	0	0	0	0	1	1	1	.000
<b>Team Total</b>	<b>4</b>	<b>5</b>	<b>4.79</b>	<b>9</b>	<b>9</b>	<b>0</b>	<b>1</b>	<b>1</b>	<b>1</b>	<b>77.0</b>	<b>72</b>	<b>50</b>	<b>41</b>	<b>3</b>	<b>5</b>	<b>38</b>	<b>67</b>	<b>.242</b>

# 2011 VS. APPALACHIAN LEAGUE

## BLUE JAYS 2011 STATISTICS VS. ELIZABETHTON

### BATTING

Batter	AVG	G	AB	R	H	2B	3B	HR	RBI	BB	IBB	SO	SB	CS	OBP	SLG	OPS	E
Eric Arce	.231	3	13	0	3	1	0	0	1	1	0	2	0	0	.286	.308	.593	0
Daniel Arcila	.174	5	23	3	4	0	0	1	4	1	0	6	0	0	.208	.304	.513	0
Art Charles	.360	6	25	5	9	1	2	2	6	2	0	7	0	0	.448	.800	1.248	0
Andy Fermin	.273	3	11	0	3	0	0	0	0	2	0	2	0	0	.429	.273	.701	1
Melvin Garcia	.429	3	7	2	3	1	0	0	0	1	0	2	0	0	.500	.571	1.071	0
Christopher Hawkins	.292	6	24	6	7	1	0	0	0	2	0	4	0	0	.346	.333	.679	0
Leo Hernandez	.600	2	5	1	3	0	1	0	3	0	0	0	0	0	.500	1.000	1.500	1
Yudelmis Hernandez	.333	3	12	3	4	0	0	1	4	1	0	3	0	0	.467	.583	1.050	0
Peter Mooney	.000	2	7	1	0	0	0	0	1	1	0	2	0	0	.111	.000	.111	0
Aaron Munoz	.250	4	12	0	3	0	0	0	5	1	0	4	0	0	.333	.250	.583	1
Gustavo Pierre	.240	6	25	4	6	1	0	1	3	0	0	7	1	0	.240	.400	.640	2
Kevin Pillar	.286	5	21	1	6	1	0	0	2	1	0	3	0	0	.304	.333	.638	0
Dalton Pompey	.091	3	11	1	1	0	0	0	0	2	0	4	0	0	.286	.091	.377	0
Carlos Ramirez	.222	2	9	1	2	2	0	0	0	0	0	3	0	0	.222	.444	.667	0
Chris Schaeffer	.000	1	3	0	0	0	0	0	0	0	0	0	0	0	.000	.000	.000	0
Kellen Sweeney	.167	3	12	2	2	1	0	0	0	3	0	7	0	0	.333	.250	.583	1
<b>Team Total</b>	<b>.221</b>	<b>9</b>	<b>298</b>	<b>43</b>	<b>66</b>	<b>16</b>	<b>2</b>	<b>3</b>	<b>37</b>	<b>32</b>	<b>0</b>	<b>78</b>	<b>8</b>	<b>2</b>	<b>.302</b>	<b>.319</b>	<b>.621</b>	<b>7</b>

### PITCHING

Pitcher	W	L	ERA	G	GS	CG	SH	SV	SVO	IP	H	R	ER	HR	HB	BB	SO	AVG
Misaul Diaz	0	0	18.00	1	0	0	0	0	1	2.0	4	4	4	1	0	2	3	.444
Myles Duvall	0	0	0.00	2	0	0	0	1	1	2.0	4	0	0	0	0	1	1	.364
Drew Elliott	0	0	0.00	1	0	0	0	0	0	1.1	0	0	0	0	0	1	3	.000
Deivy Estrada	0	1	9.00	1	1	0	0	0	0	4.0	6	4	4	1	0	3	2	.353
Ian Kadish	0	0	0.00	3	0	0	0	0	0	3.2	2	0	0	0	1	1	8	.143
Jonathan Lucas	0	1	31.50	2	0	0	0	0	0	2.0	5	7	7	0	0	3	2	.500
Nicholas Purdy	0	0	6.75	1	0	0	0	0	0	2.2	3	2	2	0	0	4	4	.273
David Rollins	1	0	1.80	1	1	0	0	0	0	5.0	2	1	1	1	0	0	4	.118
Kenllie Santana	0	0	5.40	1	0	0	0	0	0	1.2	3	1	1	0	0	1	1	.375
Milciades Santana	1	0	15.00	2	0	0	0	0	0	3.0	7	5	5	2	1	1	4	.438
Andrew Sikula	0	0	0.00	1	0	0	0	0	0	2.0	2	0	0	0	0	2	3	.286
Noah Syndergaard	0	0	0.00	1	1	0	0	0	0	4.0	4	0	0	0	0	1	8	.250
Mitchell Taylor	0	1	20.65	2	1	0	0	0	0	5.2	15	14	13	4	0	2	10	.469
Jose Vargas	0	0	4.50	1	1	0	0	0	0	4.0	3	2	2	1	0	3	3	.231
Les Williams	0	1	1.42	3	0	0	0	0	1	6.1	10	5	1	0	0	1	9	.345
Tyler Ybarra	0	0	2.25	2	1	0	0	0	0	8.0	6	2	2	0	0	3	11	.214
<b>Team Total</b>	<b>2</b>	<b>4</b>	<b>6.59</b>	<b>6</b>	<b>6</b>	<b>0</b>	<b>0</b>	<b>1</b>	<b>3</b>	<b>57.1</b>	<b>76</b>	<b>47</b>	<b>42</b>	<b>10</b>	<b>2</b>	<b>29</b>	<b>76</b>	<b>.314</b>

# 2011 VS. APPALACHIAN LEAGUE

## BLUE JAYS 2011 STATISTICS VS. GREENEVILLE

### BATTING

Batter	AVG	G	AB	R	H	2B	3B	HR	RBI	BB	IBB	SO	SB	CS	OBP	SLG	OPS	E
Eric Arce	.500	1	2	0	1	0	0	0	0	0	0	1	0	0	.500	.500	1.000	0
Daniel Arcila	.176	4	17	1	3	0	0	0	0	1	0	3	0	0	.222	.176	.399	0
Cody Bartlett	.100	2	10	0	1	0	0	0	2	0	0	1	0	0	.100	.100	.200	0
Eli Boike	.000	1	2	0	0	0	0	0	0	1	0	0	0	0	.333	.000	.333	0
Art Charles	.200	6	25	2	5	2	0	0	3	2	0	6	0	0	.259	.280	.539	1
Andy Fermin	.250	4	16	4	4	1	0	1	5	4	0	3	0	0	.400	.500	.900	1
Melvin Garcia	.000	1	1	0	0	0	0	0	0	0	0	0	0	0	.000	.000	.000	0
Christopher Hawkins	.421	6	19	5	8	2	0	0	3	3	0	3	1	1	.478	.526	1.005	0
Leo Hernandez	.412	5	17	2	7	1	0	0	5	0	0	2	0	0	.389	.471	.859	0
Matt Johnson	.000	3	13	1	0	0	0	0	0	0	0	3	0	0	.000	.000	.000	2
Ronald Melendez	.250	1	4	0	1	1	0	0	2	0	0	1	0	0	.250	.500	.750	0
Peter Mooney	.200	5	20	5	4	2	1	0	2	0	0	1	0	0	.250	.500	.750	0
Aaron Munoz	.375	3	8	1	3	1	0	0	1	1	0	3	0	0	.444	.500	.944	1
Gustavo Pierre	.250	5	20	3	5	1	0	1	2	5	0	2	0	1	.400	.450	.850	0
Kevin Pillar	.429	6	28	4	12	2	0	1	4	0	0	3	3	0	.429	.607	1.036	1
Dalton Pompey	.308	3	13	4	4	1	0	0	0	3	0	6	0	1	.438	.385	.822	0
Carlos Ramirez	.375	3	8	3	3	0	0	1	1	1	0	3	1	0	.444	.750	1.194	0
Javan Williams	1.000	2	5	0	5	0	0	0	2	0	0	0	1	0	1.000	1.000	2.000	0
<b>Team Total</b>	<b>.289</b>	<b>6</b>	<b>228</b>	<b>35</b>	<b>66</b>	<b>14</b>	<b>1</b>	<b>4</b>	<b>32</b>	<b>25</b>	<b>0</b>	<b>43</b>	<b>6</b>	<b>3</b>	<b>.357</b>	<b>.412</b>	<b>.769</b>	<b>6</b>

### PITCHING

Pitcher	W	L	ERA	G	GS	CG	SH	SV	SVO	IP	H	R	ER	HR	HB	BB	SO	AVG
Misaul Diaz	0	0	0.00	1	0	0	0	1	1	2.0	0	0	0	0	0	1	2	.000
Myles Duvall	1	0	7.71	2	0	0	0	0	0	2.1	3	4	2	0	0	2	3	.273
Deivy Estrada	0	1	13.50	2	2	0	0	0	0	6.0	10	9	9	1	0	7	4	.370
Myles Jaye	0	0	5.40	1	1	0	0	0	0	5.0	6	3	3	1	0	2	6	.353
Tucker Jensen	0	0	15.00	1	1	0	0	0	0	3.0	7	5	5	1	1	2	3	.438
Ian Kadish	0	0	0.00	2	0	0	0	1	1	2.0	0	0	0	0	0	1	1	.000
Jonathan Lucas	0	1	4.15	2	0	0	0	0	0	4.1	5	2	2	0	0	1	4	.278
Ajay Meyer	1	0	1.59	1	1	0	0	0	0	5.2	4	1	1	0	0	2	7	.211
Kenllie Santana	0	0	27.00	1	0	0	0	0	0	1.1	2	4	4	0	0	4	1	.333
Milciades Santana	0	1	6.75	2	0	0	0	0	1	4.0	2	3	3	0	0	3	4	.167
Andrew Sikula	0	0	0.00	3	0	0	0	0	0	5.1	6	0	0	0	1	1	5	.300
Mitchell Taylor	0	0	0.00	1	1	0	0	0	0	5.0	0	0	0	0	2	0	7	.000
Les Williams	1	0	1.50	2	0	0	0	0	0	6.0	6	2	1	0	0	2	4	.261
Tyler Ybarra	0	0	6.00	1	0	0	0	0	1	3.0	3	2	2	0	0	1	3	.273
<b>Team Total</b>	<b>3</b>	<b>3</b>	<b>5.24</b>	<b>6</b>	<b>6</b>	<b>0</b>	<b>0</b>	<b>2</b>	<b>4</b>	<b>55.0</b>	<b>54</b>	<b>35</b>	<b>32</b>	<b>3</b>	<b>4</b>	<b>29</b>	<b>54</b>	<b>.262</b>

# 2011 VS. APPALACHIAN LEAGUE

## BLUE JAYS 2011 STATISTICS VS. JOHNSON CITY

### BATTING

Batter	AVG	G	AB	R	H	2B	3B	HR	RBI	BB	IBB	SO	SB	CS	OBP	SLG	OPS	E
Daniel Arcila	.350	5	20	6	7	1	1	3	6	2	0	5	0	0	.409	.950	1.359	2
Cody Bartlett	.071	3	14	0	1	0	0	0	0	0	0	5	0	0	.071	.071	.143	2
Art Charles	.273	6	22	7	6	2	0	2	8	3	0	10	0	0	.385	.636	1.021	0
Andy Fermin	.227	6	22	7	5	2	0	1	2	4	0	3	0	0	.346	.455	.801	1
Melvin Garcia	.083	4	12	1	1	0	0	0	3	0	0	5	1	0	.077	.083	.160	0
Christopher Hawkins	.304	6	23	3	7	1	1	0	2	3	0	6	1	0	.385	.435	.819	0
Leo Hernandez	.000	1	3	0	0	0	0	0	0	0	0	1	0	0	.000	.000	.000	0
Yudelmis Hernandez	.000	1	1	0	0	0	0	0	0	0	0	1	0	0	.000	.000	.000	0
Peter Mooney	.250	3	12	1	3	1	0	1	2	1	0	1	0	0	.308	.583	.891	0
Aaron Munoz	.083	5	12	0	1	0	0	0	1	0	0	2	0	0	.154	.083	.237	0
Gustavo Pierre	.304	5	23	4	7	2	0	1	2	0	0	11	0	1	.304	.522	.826	1
Kevin Pillar	.333	5	21	5	7	2	0	1	2	0	0	3	0	0	.333	.571	.905	0
Carlos Ramirez	.400	4	10	1	4	2	0	0	2	0	0	2	0	0	.455	.600	1.055	0
Chris Schaeffer	.417	3	12	1	5	2	0	0	3	0	0	2	0	0	.417	.583	1.000	0
Javan Williams	.333	3	9	0	3	0	0	0	1	0	0	0	2	0	.333	.333	.667	0
<b>Team Total</b>	<b>.264</b>	<b>6</b>	<b>216</b>	<b>36</b>	<b>57</b>	<b>15</b>	<b>2</b>	<b>9</b>	<b>34</b>	<b>13</b>	<b>0</b>	<b>57</b>	<b>4</b>	<b>1</b>	<b>.313</b>	<b>.417</b>	<b>.790</b>	<b>7</b>

### PITCHING

Pitcher	W	L	ERA	G	GS	CG	SH	SV	SVO	IP	H	R	ER	HR	HB	BB	SO	AVG
Myles Duvall	0	1	16.87	1	0	0	0	0	0	2.2	5	5	5	1	1	0	4	.385
Drew Elliott	0	0	4.50	1	0	0	0	0	0	2.0	2	1	1	0	0	0	1	.286
Myles Jaye	0	0	4.50	1	0	0	0	0	0	4.0	5	3	2	0	0	1	1	.278
Tucker Jensen	0	0	4.50	1	1	0	0	0	0	4.0	5	2	2	0	0	2	6	.313
Ian Kadish	1	0	4.50	2	0	0	0	1	2	4.0	2	3	2	0	2	1	6	.143
Jonathan Lucas	1	0	0.00	2	0	0	0	0	0	3.0	2	0	0	0	0	0	1	.200
Ajay Meyer	0	1	6.97	2	2	0	0	0	0	10.1	12	8	8	1	0	3	5	.279
David Rollins	1	0	1.80	1	1	0	0	0	0	5.0	3	1	1	0	0	0	3	.158
Aaron Sanchez	0	1	9.00	1	1	0	0	0	0	4.0	3	4	4	1	1	3	4	.200
Milciades Santana	0	0	6.75	1	0	0	0	0	0	2.2	3	2	2	0	0	0	1	.333
Andrew Sikula	0	0	0.00	2	0	0	0	0	0	2.1	3	1	0	0	0	2	3	.300
Mitchell Taylor	0	0	4.91	1	1	0	0	0	0	3.2	6	2	2	0	0	2	3	.375
Les Williams	0	0	4.50	2	0	0	0	0	1	4.0	4	2	2	1	0	2	2	.267
Tyler Ybarra	0	0	0.00	1	0	0	0	0	0	3.1	4	1	0	0	0	1	4	.286
<b>Team Total</b>	<b>3</b>	<b>3</b>	<b>5.07</b>	<b>6</b>	<b>6</b>	<b>0</b>	<b>0</b>	<b>1</b>	<b>3</b>	<b>55.0</b>	<b>59</b>	<b>35</b>	<b>31</b>	<b>4</b>	<b>4</b>	<b>17</b>	<b>44</b>	<b>.269</b>



# 2011 VS. APPALACHIAN LEAGUE

## BLUE JAYS 2011 STATISTICS VS. KINGSPORT

### BATTING

Batter	AVG	G	AB	R	H	2B	3B	HR	RBI	BB	IBB	SO	SB	CS	OBP	SLG	OPS	E
Daniel Arcila	.250	5	16	5	4	1	0	1	4	4	0	4	1	0	.400	.500	.900	0
Cody Bartlett	.400	1	5	0	2	0	0	0	0	0	0	0	0	0	.400	.400	.800	0
Eli Boike	.571	3	7	1	4	1	0	0	3	1	0	2	0	0	.625	.714	1.339	0
Art Charles	.143	6	21	1	3	1	0	0	5	3	0	11	0	0	.250	.190	.440	1
Andy Fermin	.316	6	19	4	6	3	0	1	5	5	0	4	0	0	.440	.632	1.072	1
Melvin Garcia	.000	2	5	0	0	0	0	0	0	0	0	1	0	0	.167	.000	.167	0
Christopher Hawkins	.261	6	23	4	6	2	0	0	1	1	0	4	3	0	.292	.348	.639	1
Leo Hernandez	.286	4	14	0	4	1	0	0	0	0	0	3	0	0	.286	.357	.643	0
Matt Johnson	.143	4	14	2	2	0	0	0	0	1	0	5	0	0	.250	.143	.393	2
Tim Mahler	.500	1	2	0	1	0	0	0	0	0	0	0	0	0	.500	.500	1.000	0
Aaron Munoz	.444	4	9	2	4	0	0	0	3	3	0	1	0	0	.615	.444	1.060	0
Gustavo Pierre	.238	6	21	2	5	0	0	0	1	2	0	8	1	0	.304	.238	.542	1
Kevin Pillar	.364	6	22	5	8	2	0	1	3	1	0	3	0	0	.391	.591	.982	0
Carlos Ramirez	.200	4	10	1	2	0	0	0	0	0	0	3	1	0	.200	.200	.400	0
Javan Williams	.500	3	2	1	1	0	0	0	1	1	0	1	1	0	.667	.500	1.167	0
<b>Team Total</b>	<b>.274</b>	<b>6</b>	<b>190</b>	<b>28</b>	<b>52</b>	<b>11</b>	<b>0</b>	<b>3</b>	<b>26</b>	<b>22</b>	<b>0</b>	<b>50</b>	<b>7</b>	<b>0</b>	<b>.356</b>	<b>.379</b>	<b>.735</b>	<b>7</b>

### PITCHING

Pitcher	W	L	ERA	G	GS	CG	SH	SV	SVO	IP	H	R	ER	HR	HB	BB	SO	AVG
Thomas Berryhill	0	0	0.00	1	0	0	0	0	0	0.2	1	0	0	0	0	0	0	.250
Myles Duvall	0	0	0.00	1	0	0	0	0	0	2.0	1	0	0	0	0	0	2	.167
Deivy Estrada	1	0	1.50	1	1	0	0	0	0	6.0	5	1	1	0	0	1	4	.227
Myles Jaye	0	1	3.38	2	1	0	0	1	1	8.0	8	3	3	1	0	6	8	.276
Ian Kadish	0	0	0.00	1	0	0	0	1	1	1.0	2	0	0	0	0	0	2	.400
Jonathan Lucas	1	0	2.70	2	0	0	0	0	0	3.1	4	1	1	1	0	0	1	.308
Ajay Meyer	1	0	0.00	2	2	0	0	0	0	9.0	13	2	0	0	0	2	8	.325
Aaron Sanchez	1	0	1.00	2	1	0	0	0	0	9.0	7	1	1	0	0	1	13	.212
Kenllie Santana	0	0	0.00	1	0	0	0	0	0	1.0	1	0	0	0	0	0	2	.250
Milciades Santana	0	0	4.50	2	0	0	0	0	0	2.0	2	3	1	0	0	1	3	.250
Andrew Sikula	0	0	0.00	2	0	0	0	1	1	2.1	1	0	0	0	0	0	3	.125
Noah Syndergaard	1	0	2.45	1	0	0	0	0	0	3.2	3	1	1	0	0	5	4	.231
Mitchell Taylor	0	0	0.00	1	1	0	0	0	0	4.0	3	0	0	0	0	1	2	.214
Les Williams	0	0	0.00	1	0	0	0	0	0	1.0	0	0	0	0	0	1	1	.000
<b>Team Total</b>	<b>5</b>	<b>1</b>	<b>1.36</b>	<b>6</b>	<b>6</b>	<b>0</b>	<b>0</b>	<b>3</b>	<b>3</b>	<b>53.0</b>	<b>51</b>	<b>12</b>	<b>8</b>	<b>2</b>	<b>0</b>	<b>18</b>	<b>53</b>	<b>.252</b>

# 2011 US. APPALACHIAN LEAGUE

## BLUE JAYS 2011 STATISTICS VS. PRINCETON

### BATTING

Batter	AVG	G	AB	R	H	2B	3B	HR	RBI	BB	IBB	SO	SB	CS	OBP	SLG	OPS	E
Matt Abraham	.000	1	3	1	0	0	0	0	0	1	0	1	0	0	.250	.000	.250	0
Daniel Arcila	.143	4	14	1	2	1	0	0	2	2	0	4	0	1	.250	.214	.464	0
Cody Bartlett	.125	8	24	5	3	2	0	1	7	6	0	8	0	1	.300	.333	.633	2
Eli Boike	.167	3	6	0	1	1	0	0	1	0	0	2	0	0	.167	.333	.500	0
Art Charles	.225	11	40	8	9	4	1	3	14	5	0	14	0	0	.326	.600	.926	2
Andy Fermin	.186	11	43	5	8	2	0	0	1	4	0	5	1	0	.250	.233	.483	0
Marvin Garcia	.222	5	18	1	4	0	0	0	1	1	0	6	1	0	.263	.222	.485	0
Christopher Hawkins	.351	11	37	6	13	3	1	2	12	2	0	7	2	2	.385	.649	1.033	0
Leo Hernandez	.100	3	10	0	1	0	0	0	0	0	0	0	0	0	.100	.100	.200	1
Yudelmis Hernandez	.250	2	8	1	2	1	0	0	1	1	0	4	0	0	.333	.375	.708	0
Matt Johnson	.429	2	7	2	3	0	0	0	1	0	0	1	0	0	.500	.429	.929	0
Tim Mahler	.000	1	1	0	0	0	0	0	0	0	0	0	0	0	.000	.000	.000	0
Peter Mooney	.500	2	6	3	3	1	1	0	2	3	0	1	0	0	.667	1.000	1.667	1
Aaron Munoz	.190	8	21	1	4	0	0	0	1	3	0	3	0	0	.292	.190	.482	0
Gustavo Pierre	.279	11	43	10	12	0	2	1	4	6	0	10	2	1	.367	.442	.809	2
Kevin Pillar	.375	9	32	6	12	1	0	1	5	2	0	7	1	3	.412	.500	.912	0
Dalton Pompey	.429	2	7	3	3	2	0	0	1	2	0	1	1	0	.556	.714	1.270	0
Carlos Ramirez	.211	7	19	6	4	1	0	1	3	3	0	8	0	0	.318	.421	.739	0
Chris Schaeffer	.429	2	7	1	3	1	0	0	2	0	0	1	0	0	.375	.571	.946	0
Kellen Sweeney	.000	1	3	1	0	0	0	0	0	2	0	0	0	0	.400	.000	.400	0
Javan Williams	.400	3	5	1	2	0	0	0	0	0	0	1	1	0	.500	.400	.900	0
<b>Team Total</b>	<b>.251</b>	<b>11</b>	<b>354</b>	<b>62</b>	<b>89</b>	<b>20</b>	<b>5</b>	<b>9</b>	<b>58</b>	<b>43</b>	<b>0</b>	<b>84</b>	<b>9</b>	<b>8</b>	<b>.336</b>	<b>.412</b>	<b>.748</b>	<b>11</b>

### PITCHING

Pitcher	W	L	ERA	G	GS	CG	SH	SV	SVO	IP	H	R	ER	HR	HB	BB	SO	AVG
Thomas Berryhill	0	0	5.40	1	0	0	0	0	0	1.2	0	1	1	0	1	3	1	.000
Misaul Diaz	0	0	3.00	1	0	0	0	0	0	3.0	2	1	1	1	0	1	3	.182
Myles Duvall	0	0	9.00	1	0	0	0	0	0	2.0	4	2	2	1	0	1	1	.444
Deivy Estrada	1	1	3.00	2	2	0	0	0	0	9.0	9	3	3	1	2	2	9	.265
Myles Jaye	0	2	3.86	3	2	0	0	0	0	11.2	13	8	5	2	0	2	10	.271
Ian Kadish	0	0	13.50	2	0	0	0	1	1	2.0	6	3	3	0	0	1	2	.500
Jonathan Lucas	0	1	6.00	2	0	0	0	0	1	3.0	4	2	2	0	0	0	1	.333
Ajay Meyer	0	0	4.76	1	1	0	0	0	0	5.2	4	3	3	0	0	2	3	.190
David Rollins	0	0	1.50	1	1	0	0	0	0	6.0	4	1	1	1	0	1	5	.200
Aaron Sanchez	2	0	2.57	3	2	0	0	0	0	14.0	15	5	4	1	0	2	6	.273
Kenllie Santana	0	0	54.00	1	0	0	0	0	0	0.1	3	3	2	1	0	0	0	.600
Milciades Santana	0	0	2.25	2	0	0	0	1	1	4.0	1	1	1	1	1	0	4	.077
Andrew Sikula	1	0	6.75	3	0	0	0	0	1	5.1	6	4	4	1	0	2	3	.300
Noah Syndergaard	0	0	4.15	1	1	0	0	0	0	4.1	5	2	2	0	0	2	6	.278
Mitchell Taylor	2	0	0.00	2	0	0	0	0	0	8.2	4	0	0	0	0	3	12	.143
Jose Vargas	0	0	15.43	1	1	0	0	0	0	2.1	2	4	4	1	0	5	1	.250
Les Williams	1	0	3.00	2	0	0	0	0	0	6.0	6	2	2	0	0	2	2	.250
Tyler Ybarra	0	0	2.70	2	1	0	0	0	0	6.2	5	2	2	1	0	3	11	.200
<b>Team Total</b>	<b>7</b>	<b>4</b>	<b>3.95</b>	<b>11</b>	<b>11</b>	<b>0</b>	<b>0</b>	<b>2</b>	<b>4</b>	<b>95.2</b>	<b>93</b>	<b>47</b>	<b>42</b>	<b>12</b>	<b>4</b>	<b>32</b>	<b>80</b>	<b>.253</b>

# 2011 VS. APPALACHIAN LEAGUE

## BLUE JAYS 2011 STATISTICS VS. PULASKI



### BATTING

Batter	AVG	G	AB	R	H	2B	3B	HR	RBI	BB	IBB	SO	SB	CS	OBP	SLG	OPS	E
Daniel Arcila	.382	9	34	8	13	3	2	1	7	5	0	8	0	1	.462	.676	1.138	0
Cody Bartlett	.000	1	0	0	0	0	0	0	0	0	0	0	0	0	.000	.000	.000	0
Art Charles	.200	9	30	6	6	1	0	1	9	9	0	10	0	0	.375	.333	.708	0
Andy Fermin	.147	9	34	5	5	0	0	0	6	7	0	9	0	0	.302	.147	.449	5
Melvin Garcia	.250	2	8	2	2	1	0	0	0	1	0	4	0	0	.333	.375	.708	0
Christopher Hawkins	.278	9	36	9	10	5	0	1	11	4	0	7	1	1	.350	.500	.850	0
Leo Hernandez	.250	3	12	2	3	0	0	0	0	0	0	1	0	0	.250	.250	.500	0
Matt Johnson	.214	5	14	1	3	1	0	0	1	0	0	3	1	0	.267	.286	.552	2
Ronald Melendez	.000	2	1	0	0	0	0	0	0	0	0	0	0	0	.000	.000	.000	0
Peter Mooney	.286	6	21	7	6	2	0	0	2	7	0	6	1	0	.448	.381	.829	1
Aaron Munoz	.217	6	23	3	5	0	0	0	2	1	0	5	0	0	.250	.217	.467	0
Gustavo Pierre	.321	7	28	7	9	2	0	0	3	1	0	4	1	1	.333	.393	.726	0
Kevin Pillar	.400	9	35	8	14	2	2	2	10	2	0	3	1	1	.436	.743	1.179	1
Dalton Pompey	.158	5	19	4	3	0	0	1	3	4	0	4	2	0	.333	.316	.649	0
Carlos Ramirez	.375	3	8	1	3	1	0	0	2	2	0	4	0	1	.500	.500	1.000	0
Javan Williams	.333	2	6	2	2	1	0	0	1	0	0	2	0	0	.333	.500	.833	0
<b>Team Total</b>	<b>.272</b>	<b>9</b>	<b>309</b>	<b>65</b>	<b>84</b>	<b>19</b>	<b>4</b>	<b>6</b>	<b>57</b>	<b>43</b>	<b>0</b>	<b>70</b>	<b>7</b>	<b>5</b>	<b>.363</b>	<b>.417</b>	<b>.780</b>	<b>9</b>







### PITCHING

Pitcher	W	L	ERA	G	GS	CG	SH	SV	SVO	IP	H	R	ER	HR	HB	BB	SO	AVG
Thomas Berryhill	0	0	13.50	2	0	0	0	0	0	1.1	5	2	2	0	0	0	1	.556
Misaul Diaz	0	0	0.00	1	0	0	0	0	0	0.1	0	0	0	0	0	0	1	.000
Myles Duvall	1	0	5.06	2	0	0	0	0	0	5.1	7	3	3	0	0	0	7	.318
Tucker Jensen	0	1	6.75	1	1	0	0	0	0	2.2	7	6	2	1	1	1	3	.467
Ian Kadish	0	2	4.50	3	0	0	0	0	1	4.0	4	2	2	0	0	2	2	.286
Jonathan Lucas	0	0	6.23	3	0	0	0	0	0	4.1	5	3	3	1	0	3	3	.294
Ajay Meyer	1	0	2.00	3	3	0	0	0	0	18.0	14	6	4	2	0	3	17	.209
Milciades Santana	0	0	7.71	3	0	0	0	0	0	4.2	7	4	4	1	0	2	7	.318
Andrew Sikula	0	0	1.80	3	0	0	0	0	0	5.0	6	1	1	0	0	0	11	.273
Noah Syndergaard	1	0	0.00	1	1	0	0	0	0	5.0	3	0	0	0	0	0	4	.167
Mitchell Taylor	1	0	4.20	3	3	0	0	0	0	15.0	14	7	7	1	1	2	10	.250
Les Williams	0	0	23.14	2	0	0	0	0	0	2.1	6	6	6	1	0	1	2	.429
Tyler Ybarra	2	0	0.75	3	1	0	0	0	1	12.0	7	1	1	0	0	3	12	.175
<b>Team Total</b>	<b>6</b>	<b>3</b>	<b>3.94</b>	<b>9</b>	<b>9</b>	<b>0</b>	<b>0</b>	<b>0</b>	<b>2</b>	<b>80.0</b>	<b>85</b>	<b>41</b>	<b>35</b>	<b>7</b>	<b>2</b>	<b>17</b>	<b>80</b>	<b>.268</b>





# BLUEFIELD HISTORY





# BOWEN FIELD



Historic Bowen Field is open for yet another baseball season in the two Virginias. The original park on this site opened in 1939. Many former big leaguers played for Bluefield here, including Boog Powell, Dean Chance, Don Baylor, Sparky Lyle, Mark Belanger and Bobby Grich.

The wooden park burned down in 1973, but the fans were undeterred and sat on the grass during the 1974 season.

The new Bowen Field opened on June 28, 1975 and future major league stars have kept coming through ever since, including Cal Ripken, Mike Boddicker, Arthur Rhodes, Armando Benitez and Jim Johnson. The seats are from The Big A, old Anaheim Stadium, before the Angels' home was renovated from 1996-98.

Tickets are on sale now, including season ticket books for only \$65! Tickets for all home games can be purchased at Bowen Field, by phone at (304) 324-1326 or by visiting the Tickets page on BluefieldJays.com.

DIMENSIONS: LF: 335	CF: 400	RF: 335	TICKET PRICES (ALL GENERAL ADMISSION):	\$ 5
CAPACITY: 2,250			STUDENTS AND SENIORS:	\$ 4
			CHILDREN AGES 6-12	\$ 1
			CHILDREN AGES 5 AND UNDER	FREE



# BLUE JAYS HISTORY

## BLUEFIELD BASEBALL YEAR-BY-YEAR RESULTS

Year	Team	W	L	PCT	Finish	Manager	Year	Team	W	L	PCT	Finish	Manager
2011	Blue Jays	40	28	.588	1 of 5	Dennis Holmberg	1972	Orioles	36	32	.529	3 of 4	George Farson
2010	Orioles	23	45	.338	5 of 5	Einar Diaz	1971	Orioles	42	27	.609	1 of 4	Jim Schaeffer
2009	Orioles	33	35	.485	3 of 5	Einar Diaz	1970	Orioles	37	21	.638	1 of 7	Ray Malgradi
2008	Orioles	29	36	.446	3 of 5	Orlando Gomez	1969	Orioles	33	36	.478	2 of 4	Jackie Ferrell
2007	Orioles	32	36	.471	4 of 4	Alex Arias	1968	Orioles	23	49	.319	4 of 4	Ken Rowe
2006	Orioles	31	37	.456	4 of 5	Gary Allenson	1967	Orioles	42	25	.627	1 of 6	Joe Altobelli
2005	Orioles	31	36	.463	4 of 5	Jesus Alfaro	1966	Orioles	38	33	.535	3 of 5	Joe Altobelli
2004	Orioles	28	39	.418	4 of 5	Gary Kendall	1965	Orioles	31	38	.449	5 of 6	Jim Frey
2003	Orioles	23	40	.365	4 of 5	Don Buford	1964	Orioles	27	44	.380	4 of 4	Jim Frey
2002	Orioles	45	23	.662	1 of 5	Bien Figueroa	1963	Orioles	45	24	.652	1 of 6	Billy Hunter
2001	Orioles	33	33	.500	1 of 5	Joe Almaraz	1962	Orioles	47	23	.671	1 of 6	Billy Hunter
2000	Orioles	31	32	.492	3 of 5	Duffy Dyer	1961	Orioles	34	34	.500	4 of 8	D. Phillips/W. Youse/J. Curick/B. Bates
1999	Orioles	25	43	.368	3 of 5	Duffy Dyer	1960	Orioles	35	32	.522	3 of 6	Bernard Lutz
1998	Orioles	33	34	.493	2 of 5	Andy Etchebarren	1959	Orioles	37	32	.536	4 of 6	Robert Hooper
1997	Orioles	40	29	.580	1 of 5	Bobby Dickerson	1958	Orioles	21	51	.292	5 of 5	B. Lutz/F. Hofmann/R. Hooper
1996	Orioles	42	26	.618	1 of 5	Bobby Dickerson	1957	Dodgers	47	20	.701	1 of 6	Jimmy Bragan
1995	Orioles	49	16	.754	1 of 5	Andy Etchebarren	Pre-Modern Appalachian League						
1994	Orioles	39	29	.574	2 of 5	Andy Etchebarren	Affiliated with Boston Braves (1946-51) Washington Senators (1953) Boston Red Sox (1954-55)						
1993	Orioles	44	24	.647	2 of 5	Andy Etchebarren	1955	Blue-Grays	55	67	.451	6 of 8	Len Okrie
1992	Orioles	37	25	.597	1 of 5	Mike O'Berry	1954	Blue-Grays	70	43	.619	1 of 6	Len Okrie
1991	Orioles	36	31	.537	2 of 5	Gus Gil	1953	Blue-Grays	43	82	.344	6 of 6	Ivan Kuester
1990	Orioles	38	32	.543	4 of 10	Gus Gil	1952	Blue-Grays	52	64	.448	5 of 6	Joe Beggs
1989	Orioles	27	41	.397	5 of 5	Mike Young	1951	Blue-Grays	69	59	.539	2 of 6	T. Jackson/X. Resigno
1988	Orioles	24	47	.338	5 of 5	Glenn Gulliver	1950	Blue-Grays	80	40	.667	1 of 8	Bill Adair
1987	Orioles	37	32	.536	4 of 4	Jim Pamlyne	1949	Blue-Grays	88	34	.721	1 of 8	Ernie White
1986	Orioles	39	29	.574	2 of 5	Glenn Gulliver	1948	Blue-Grays	68	52	.567	3 of 8	George Lacy
1985	Orioles	36	34	.514	4 of 7	Mike Verdi	1947	Blue-Grays	69	57	.548	2 of 8	George Lacy
1984	Orioles	32	38	.457	4 of 4	Greg Biagini	1946	Blue-Grays	52	72	.419	7 of 8	W. DeFreitas/B. Clancy
1983	Orioles	32	38	.457	5 of 7	Greg Biagini	Mountain State League						
1982	Orioles	47	22	.681	1 of 4	John Hart	1942	Blue-Grays	55	69	.444	5 of 6	Johnny Gooch
1981	Orioles	36	34	.514	4 of 6	Lance Nichols	1941	Blue-Grays	64	61	.512	3 of 6	Bill Averett
1980	Orioles	29	39	.426	5 of 6	Grady Little	1940	Blue-Grays	65	51	.560	3 of 6	Vic Sorrell
1979	Orioles	33	35	.485	4 of 6	Junior Miner	1939	Blue-Grays	65	64	.504	4 of 6	Vic Sorrell
1978	Orioles	29	40	.420	6 of 6	Junior Miner	1938	Blue-Grays	55	64	.462	5 of 6	Earl Smith
1977	Orioles	32	38	.457	4 of 6	Junior Miner	1937	Blue-Grays	49	46	.516	4 of 6	Ernie Powell
1976	Orioles	42	28	.600	1 of 4	Ben Hines	Seasons with multiple managers are (1961) Dee Phillips, Walter Youse, Joseph Curick, Buddy Bates; (1958) Bernard Lutz, Fred Hofmann, Robert Hooper; (1951) Travis Jackson and Xavier Resigno; (1946) Walter DeFreitas and Bud Clancy						
1975	Orioles	26	43	.377	4 of 4	Paul Flesner							
1974	Orioles	37	32	.536	1 of 4	Bobby Malkmus							
1973	Orioles	37	33	.529	4 of 8	George Farson							

**CHAMPIONSHIPS 1949 1950 1954 1957 1962 1963  
1967 1970 1971 1982 1992 1996 1997 2001**

## BLUEFIELD APPALACHIAN LEAGUE PLAYOFF HISTORY

### POSTSEASON SERIES HISTORY

1992	Championship Series	W	Elizabethton	2-1	2001	Championship Series	W	Elizabethton	2-1
1995	Championship Series	L	Kingsport	2-1	2002	Championship Series	L	Bristol	2-1
1996	Championship Series	W	Kingsport	2-1	2011	Semifinals	W	Elizabethton	2-1
1997	Divisional Tiebreaker	W	Princeton			Championship Series	L	Johnson City	2-0
	Championship Series	W	Pulaski	2-0					

# BLUE JAYS HISTORY

## BLUEFIELD AWARD WINNERS AND ALL-STARS

APPY LEAGUE PLAYER OF THE YEAR			APPY LEAGUE MANAGER OF THE YEAR			APPY LEAGUE EXECUTIVE OF THE YEAR		
SS	Bob Saverine	1959	Billy Hunter	1962	George McGonagle	1990		
P	Arne Thorsland	1959	Ray Malgradi	1970	George McGonagle	1995		
1B	Bryan Link	1993	Jim Schaeffer	1971	George McGonagle	2007		
OF	Octavio Martinez	2000	John Hart	1982				
			Dennis Holmberg	2011				

## APPALACHIAN LEAGUE ALL-STAR SELECTIONS

1957		1970		1981		1995	
Al Fantuzzi	OF	Doug DeCinces	SS	David Falcone	UT OF	Eddy Martinez	SS
Frank Burgey	UT	Terry Jones	OF	1982		Johnny Isom	OF
Tom Donovan	P	1971		Jim Traber	1B	Chris Fussell	RHP
1959		Edward Jordan	C	Jeff Doerr	3B	1996	
Bob Saverine	SS	Gil Flores	OF	Tandy Charley	LHP	Calvin Pickering	1B
Boog Powell	OF	1972		1983		Carlos Casimiro	2B
Arne Thorsland	P	Blake Doyle	2B	George Page	DH	1997	
1960		John O'Rear	SS	1984		David Mastrodonardo	RHP
Phil Barth	1B	1973		Kurt Beamesderfer	C	1999	
Sam Bowens	OF	Eddie Murray	1B	1985		Rick Elder	DH
John Ellen	P	Rodney Lee	OF	Craig Worthington	3B	Randy Perez	LHP
1961		Russell Peach	P	1986		2000	
Dick Hickerson	1B	Mike Parrott	P	Ken Adderly	OF	Octavio Martinez	OF
Bill Oplinger	2B	1974		1987		Alex Gordon	OF
1962		Juan Martinez	2B	Dan Simond	C	2001	
George Farson	C	Richard Rickman	SS	Tracy Pancoski	OF	Omar Rogers	2B
Wayne Edwards	2B	1975		Terry Brown	DH	Ruben Francisco	UT
Mark Belanger	SS	Sheldon Draimin	3B	1988		Ryan Keefer	RP
John Riddle	OF	Bobby Smith	OF	Jeff Champ	C	2002	
Charles Aikens	OF	David Ford	P	1989		Tom Arko	C
Bill Larkin	P	1976		T.R. Lewis	3B	Luis Jimenez	DH
1964		Jim Skaalen	1B	Manny Alexander	SS	2004	
Ken Gay	2B	James Smith	SS	1990		Ryan Finan	1B
Gary Fancher	UT OF	Mark Corey	OF	Gregg Zaun	C	Robert McCrory	RHP
1965		Vernon Thomas	OF	1991		2005	
David Coleman	C	Clint Thomas	P	Clayton Byrne	OF	Stuart Musslewhite	SS
Bob Jones	3B	1977		Chris Lemp	RP	2006	
Scott McDonald	P	Dan Logan	1B	1992		Kieron Pope	OF
1966		Mark Smith	P	Marco Manrique	C	2007	
Dave May	C	Michael Rachuba	P	Roy Hodge	OF	Kraig Binick	OF
Paul Flesner	SS	1978		Eric Chavez	UT	Matthew Tucker	UT IF
Alonzo Harris	OF	Robert Boyce	3B	1993		2008	
Vaughn Kovach	P	Victor Rodriguez	DH	Bryan Link	1B	Ronnie Welty	UT OF
1968		Don Welch	P	Myles Barnden	3B	2009	
Eddie Watts	OF	1979		Calvin Maduro	RHP	Vito Frabizio	RHP
Javier Andino	OF	David Schuman	OF	1994		2011	
1969		1980		Rick Short	3B	Kevin Pillar	OF
Enos Cabell	1B	Jeff Williams	OF			Art Charles	DH
Terry Clapp	3B	Scott Johnson	P			Chris Hawkins	UT OF

## BLUEFIELD APPALACHIAN LEAGUE LEADERS

### BATTING AVERAGE

Year	Player	AVG
1957	Al Fantuzzi	.377
1959	Bob Saverine	.353
1963	George Shuford	.364
1967	Don Baylor	.346
1968	Javier Andino	.353
1975	Bobby Smith	.363
1976	Mark Corey	.400
2000	Octavio Martinez	.387
2002	Luis Jimenez	.375
2005	Rene Aqueron	.405
2011	Kevin Pillar	.347

Aqueron's .405 in 2005 is second in league history to Tony Oliva, who hit .410 for Wytheville in 1961. Corey's .400 mark in 1976 is fourth.

### HITS

Year	Player	Hits
1959	Bob Saverine	89
1963	George Shuford	84
1967	Don Baylor	85
1968	Javier Andino	90
1969	Enos Cabell	101
1973	Jacobo Urena (Tied)	75
1975	Bobby Smith	94
1976	Mark Corey	114
1989	Manny Alexander	85
1993	Bryan Link	90

Corey's 114 hits in 1976 are a league record. His 191 total bases that year are also a league record. Cabell's 101 hits in 1969 are the sixth-most in league history and Smith's 94 are tied for ninth.

### RUNS

Year	Player	Runs
1959	Bob Saverine	70
1962	Wayne Edwards	70
1963	William McAdams	63
1968	Eddie Watts	64
1969	Enos Cabell	62
1976	Mark Corey	62
1993	Bryan Link	64
2000	Wil Sowers (Tied)	48

The 70 runs scored by Saverine and Edwards are the sixth-most in league history.

### DOUBLES

Year	Player	2B
1957	Al Fantuzzi	20
1959	John Schoenberger	19
1960	Sam Bowens (Tied)	21
1962	Charles Aikens	17
1971	Carl Duncan	15
1973	Martin Parrill	17
1976	Vernon Thomas	19
1978	Robert Boyce	19
1987	John Wahlig	19
1993	Jim Foster	23
1995	Tom Russin	21
2007	Jason White (Tied)	24

White's 24 doubles are tied for fourth in league history.

### HOME RUNS

Year	Player	HR
1962	John Riddle	16
1976	Mark Corey	17
1977	Dan Logan (Tied)	14
1980	Larry Sheets	14
1987	Terry Brown	14
1996	Calvin Pickering	18
2000	Alex Gordon (Tied)	13

Pickering's 18 homers are tied for eighth in league history.

### RUNS BATTED IN

Year	Player	RBI
1976	Mark Corey	59
1977	Dan Logan	56
1978	Larry Sheets	48
1982	Jim Traber (Tied)	63
1993	Bryan Link	60
1996	Calvin Pickering	66
2011	Art Charles	61

### STOLEN BASES

Year	Player	SB
1959	Bob Saverine	36
1961	Robert Litchfield	16
1966	Alonzo Harris	34
1967	Don Baylor	26
1972	Blake Doyle	20
1980	Ron Dillard	24
1993	Kimera Bartee	27
2001	Omar Rogers (Tied)	22

### WINS

Year	Player	Wins
1957	James Duckworth	10
1960	Tim Pelczynski	8
1962	Tom Fisher (Tied)	8
1962	Ron Kopp (Tied)	8
1967	Winston Presley (Tied)	7
1970	Herbert Hutson	9
1976	Clint Thomas	11
1982	John Habyan (Tied)	9
1993	Calvin Maduro (Tied)	9
1995	Chris Fussell	9

Thomas's 11 wins are tied for second in league history and Duckworth's ten are tied for seventh.

### EARNED RUN AVERAGE

Year	Player	ERA
1959	Arne Thorsland	2.93
1962	Ron Kopp	2.96
1963	Brian Holler	2.41
1966	Vaughn Kovach	2.57
1971	Robert Sekel	1.59
1998	Sonny Garcia	2.04

### STRIKEOUTS

Year	Player	K
1957	Tom Donovan	141
1958	Laslie Narum	115
1959	Arne Thorsland	180
1960	John Ellen	137
1971	Stephen Patterson	141
1974	Mike Darr	104
1976	Pete Torrez	102
1977	Mark Smith	89
1984	Greg Talamantez (Tied)	93
1993	Calvin Maduro	83
1994	Carlos Chavez	92
1995	Chris Fussell	98

Thorsland's 180 K's in 1959 are a league record. Patterson and Donovan are tied for fifth in league history and Ellen is seventh.

Dennis McMillan (1974) holds the league record for games pitched with 43. As for team records, Bluefield holds the all-time mark for walks (491 in 1957), stolen bases (183 in 1982) and home runs allowed (87 in 1965).



# MERCER CUP



The summer of 2012 will feature another exciting edition of Minor League Baseball's greatest rivalry.

The Bluefield Blue Jays and Princeton Rays are separated by only 12 miles and for the past 20 seasons these Appalachian League foes have played for the Mercer Cup, a five-foot trophy that also grants the winner bragging rights for the next 12 months.

The Mercer Cup dates back to 1992, when Princeton was an affiliate of the Cincinnati Reds. Reds General Manager Jim Holland came up with the idea to award the massive trophy to the winner

of the 11-game season series between the Mercer County neighbors. A local trophy maker wanted to get involved with the Princeton team and Holland dreamt up the idea of the Cup and teamed up with then Bluefield GM George McGonagle to make it happen.

Of the first 20 sets, Bluefield has won 11 series and Princeton has won eight. The 1994 series ended in a tie, but Bluefield kept the Cup.

An interesting wrinkle of the Mercer Cup is that when one city wins three years in a row, that trophy is retired for them to keep and a new one is put into circulation. Bluefield retired Cups in 1995 and 2001 and Princeton turned the trick in 2007.

In 2011, Princeton was aiming to retire the Cup again after winning in 2009 and 2010. After a 4-4 split of the first eight games, Bluefield, in their first season under the Blue Jays' umbrella, swept the final three games to take back the Cup.

July 17 marks the continuation of the rivalry, which has continued through affiliation changes, which include Princeton's switch from the Reds to the Devil Rays in 1997 and Bluefield's change from the Orioles to the Blue Jays in 2011.

Whether it's at Bowen Field in Bluefield or up Route 19 at Hunnicutt Field in Princeton, this Mercer County battle for bragging rights transcends the Appy League season and gives this community a unique baseball tradition.

## MERCER CUP CHAMPIONS

1992	Princeton Reds	(7-5)	2002	Bluefield Orioles	(11-1)
1993	Bluefield Orioles	(9-1)	2003	Princeton Devil Rays	(5-4)
1994	Bluefield Orioles	(5-5 Tie)	2004	Bluefield Orioles	(7-4)
1995	Bluefield Orioles	(6-3)	2005	Princeton Devil Rays	(6-5)
1996	Bluefield Orioles	(8-4)	2006	Princeton Devil Rays	(9-2)
1997	Bluefield Orioles	(7-6)	2007	Princeton Devil Rays	(8-3)
1998	Princeton Devil Rays	(8-4)	2008	Bluefield Orioles	(6-3)
1999	Bluefield Orioles	(8-6)	2009	Princeton Rays	(7-4)
2000	Bluefield Orioles	(8-6)	2010	Princeton Rays	(8-3)
2001	Bluefield Orioles	(6-4)	2011	Bluefield Blue Jays	(7-4)

## 2012 MERCER CUP SCHEDULE

Tuesday, July 17	at Bowen Field	7:05 p.m.
Wednesday, July 18	at Bowen Field	7:05 p.m.
Thursday, July 19	at Bowen Field	7:05 p.m.
Friday, July 20	at H.P. Hunnicutt Field	7:05 p.m.
Saturday, July 21	at Bowen Field	7:05 p.m.
Thursday, July 26	at H.P. Hunnicutt Field	7:05 p.m.
Friday, July 27	at H.P. Hunnicutt Field	7:05 p.m.
Saturday, July 28	at H.P. Hunnicutt Field	7:05 p.m.
Tuesday, July 7	at H.P. Hunnicutt Field	7:05 p.m.
Wednesday, July 8	at H.P. Hunnicutt Field	7:05 p.m.
Thursday, July 9	at H.P. Hunnicutt Field	7:05 p.m.



# FROM BLUEFIELD TO THE BIG LEAGUES

## CHRONOLOGICAL LISTING

PLAYER	POSITION	YEAR(S)	W/B BLUEFIELD	DEBUT IN MLB	DEBUTED WITH
Pedro Florimon	SS	2006		9/10/2011	BALTIMORE
Ryan Adams	2B	2006		5/20/2011	BALTIMORE
Zach Britton	P	2006		4/3/2011	BALTIMORE
Brandon Snyder	C/3B	2005		9/10/2010	BALTIMORE
Brad Bergesen	P	2004		4/21/2009	BALTIMORE
Marino Salas	P	2002-2003		5/13/2008	BALTIMORE
Bob McCrory	P	2004		4/30/2008	BALTIMORE
Jim Hoey	P	2003		8/23/2006	BALTIMORE
Jim Johnson	P	2002-2003		7/29/2006	BALTIMORE
Kurt Birkins	P	2001		5/4/2006	BALTIMORE
Chris Britton	P	2002		4/12/2006	BALTIMORE
Sandy Rleal	P	2000		4/5/2006	BALTIMORE
Rick Short	3B	1994-95		6/10/2005	WASHINGTON (NL)
Napoleon Calzado	SS/3B	1999		5/29/2005	BALTIMORE
Hayden Penn	P	2003		5/28/2005	BALTIMORE
Eddy Garabito	2B	1997		5/27/2005	COLORADO
Keith Reed	OF	1999		5/11/2005	BALTIMORE
Aaron Rakers	P	1999		9/8/2004	BALTIMORE
Daniel Cabrera	P	2002		5/13/2004	BALTIMORE
Gabe Molina	P	1996		5/26/2003	BALTIMORE
Joey Dawley	P	1993-94		9/29/2002	ATLANTA
John Stephens	P	1997		7/30/2002	BALTIMORE
Howie Clark	2B	1993		7/16/2002	BALTIMORE
Grady Little	MGR	1980		4/1/2002	BOSTON
Willie Harris	2B	1999		9/2/2001	BALTIMORE
Rick Bauer	P	1999		9/2/2001	BALTIMORE
Sean Douglass	P	1998		7/18/2001	BALTIMORE
Larry Bigbie	OF	1999		6/23/2001	BALTIMORE
Josh Towers	P	1996		5/2/2001	BALTIMORE
Chad Paronto	P	1996		4/18/2001	BALTIMORE
Jay Spurgeon	P	1999		8/15/2000	BALTIMORE
Carlos Casimiro	2B	1996		7/31/2000	BALTIMORE
B.J. Waszgis	C	1991		7/29/2000	TEXAS
John Parrish	P	1996		7/24/2000	BALTIMORE
Luis Matos	OF	1997		6/19/2000	BALTIMORE
Chris Fussell	P	1995		9/15/1998	BALTIMORE
Ryan Minor	3B	1996		9/13/1998	BALTIMORE
Calvin Pickering	1B	1996		9/12/1998	BALTIMORE
Jerry Hairston Jr.	SS	1997		9/11/1998	BALTIMORE
Scott McClain	3B	1990-91		5/14/1998	TAMPA BAY
Sidney Ponson	P	1995		4/19/1998	BALTIMORE
David Dellucci	OF	1995		9/3/1997	BALTIMORE
Tom Martin	P	1995		4/2/1997	HOUSTON
Calvin Maduro	P	1993		9/8/1996	PHILADELPHIA (NL)
Gene Kingsale	OF	1995		9/3/1996	BALTIMORE
Garrett Stephenson	P	1992		7/25/1996	BALTIMORE
Rocky Coppinger	P	1994		6/11/1996	BALTIMORE
Bobby Chouinard	P	1990-91		5/26/1996	OAKLAND
Brian Sackinsky	P	1992		4/20/1996	BALTIMORE
Miguel Mejia	OF	1994-95		4/4/1996	ST. LOUIS
Kimera Bartee	OF	1993		4/3/1996	DETROIT
Chuck Ricci	P	1987-88		9/8/1995	PHILADELPHIA (NL)
Rick Krivda	P	1991		7/7/1995	BALTIMORE
Gregg Zaun	C	1990		6/24/1995	BALTIMORE
Cesar Devarez	C	1995		6/3/1995	BALTIMORE
Vaughn Eshelman	P	1991		5/2/1995	BOSTON
Armando Benitez	P	1992		7/28/1994	BALTIMORE
Keith Kessinger	2B	1989		9/15/1993	CINCINNATI
Chris Bushing	P	1986-87		9/3/1993	CINCINNATI
John O'Donoghue	P	1990		6/27/1993	BALTIMORE
Brad Pennington	P	1989		4/17/1993	BALTIMORE
Ricky Gutierrez	SS	1988		4/13/1993	SAN DIEGO
Kevin Kennedy	C	1976		4/5/1993	TEXAS
Manny Alexander	SS	1989		9/18/1992	BALTIMORE
Jeff Tackett	C	1984		9/11/1991	BALTIMORE
Luis Mercedes	2B	1988		9/8/1991	BALTIMORE
Arthur Rhodes	P	1988		8/21/1991	BALTIMORE
Leo Gomez	3B	1986		9/17/1990	BALTIMORE
Mark Leiter	P	1983		7/24/1990	NEW YORK (AL)
John Hart	MGR	1982		9/12/1989	CLEVELAND
Brian Dubois	P	1985-86		8/17/1989	DETROIT
Jeff Schaefer	2B	1981		4/7/1989	CHICAGO (AL)
Pete Harnisch	P	1987		9/13/1988	BALTIMORE
Craig Worthington	3B	1985		4/26/1988	BALTIMORE
Billy Ripken	SS	1982-83		7/11/1987	BALTIMORE
Carl Nichols	C	1980		9/14/1986	BALTIMORE
Ken Gerhart	OF	1982		9/14/1986	BALTIMORE
Ricky Jones	OF	1980		9/3/1986	BALTIMORE
Tony Arnold	P	1981		8/9/1986	BALTIMORE
John Habyan	P	1982		9/29/1985	BALTIMORE
Eric Bell	P	1982		9/24/1985	BALTIMORE
Al Pardo	C	1980		7/3/1985	BALTIMORE
Ken Dixon	P	1980-81		9/22/1984	BALTIMORE
Jim Traber	1B	1982		9/21/1984	BALTIMORE
Larry Sheets	OF	1978-80		9/18/1984	BALTIMORE
Vic Rodriguez	2B	1977-78		9/5/1984	BALTIMORE
Mark Brown	P	1981		8/9/1984	BALTIMORE
Dave Huppert	C	1977		9/15/1983	BALTIMORE
Bill Swaggerty	P	1979		8/13/1983	BALTIMORE
Mark Smith	P	1977		8/12/1983	BALTIMORE



# FROM BLUEFIELD TO THE BIG LEAGUES

## CHRONOLOGICAL LISTING

PLAYER	POSITION	YEAR(S) W/BUEFIELD	DEBUT IN MLB	DEBUTED WITH
John Stefero	3B	1979	6/24/1983	BALTIMORE
Darryl Cias	3B	1975-76	4/27/1983	OAKLAND
Steve Lake	C	1975	4/9/1983	BALTIMORE
Don Welchel	P	1978	9/15/1982	BALTIMORE
Storm Davis	P	1979	4/29/1982	BALTIMORE
Jim Smith	SS	76	4/12/1982	PITTSBURGH
Dallas Williams	OF	76	9/19/1981	BALTIMORE
John Shelby	OF	1977-78	9/15/1981	BALTIMORE
Willie Royster	C	1972	9/3/1981	BALTIMORE
Cal Ripken Jr.	SS	1978	8/10/1981	BALTIMORE
Mike Boddicker	P	1978	10/4/1980	BALTIMORE
Drungo Hazewood	OF	1977	9/19/1980	BALTIMORE
Jim Frey	MGR	1964-65	4/10/1980	KANSAS CITY
Jeff Rineer	P	1975	9/30/1979	BALTIMORE
Mark Corey	OF	1976	9/1/1979	BALTIMORE
Bobby Brown	OF	1972	4/5/1979	TORONTO
Dave Ford	P	1975	9/2/1978	BALTIMORE
Sammy Stewart	P	1975	9/1/1978	BALTIMORE
John Flinn	P	1973	5/6/1978	BALTIMORE
Byron McLaughlin	P	1975	9/18/1977	SEATTLE
Larry McCall	P	1971	9/10/1977	NEW YORK (AL)
Mike Darr	P	1974	9/6/1977	TORONTO
Mike Parrott	P	1973	9/5/1977	BALTIMORE
Bob Galasso	P	1970	7/24/1977	SEATTLE
Billy Hunter	MGR	1962-63	6/28/1977	TEXAS
Lew Beasley	OF	1967	5/21/1977	TEXAS
Gil Flores	OF	1971	5/8/1977	CALIFORNIA
Mike Willis	P	1972	4/13/1977	TORONTO
Joe Altobelli	MGR	1966-67	4/7/1977	SAN FRANCISCO
Eddie Murray	1B	1973	4/7/1977	BALTIMORE
Kiko Garcia	SS	1971	9/11/1976	BALTIMORE
Leon Brown	OF	1967	5/19/1976	NEW YORK (NL)
Gil Rondon	P	1973	4/10/1976	HOUSTON
Bob Bailor	OF	1970	9/6/1975	BALTIMORE
Dave Johnson	P	1967	7/2/1974	BALTIMORE
Herb Hutson	P	1970	4/10/1974	CHICAGO (NL)
Larry Milbourne	SS	1969	4/6/1974	HOUSTON
Doug DeCinces	SS	1970	9/9/1973	BALTIMORE
Don Hood	P	1969	7/16/1973	BALTIMORE
Jesse Jefferson	P	1969	6/23/1973	BALTIMORE
Enos Cabell	1B	1969	9/17/1972	BALTIMORE
Don Baylor	OF	1967	9/18/1970	BALTIMORE
Johnny Oates	C	1967	9/17/1970	BALTIMORE
Bill Adair	2B/MGR	1950	9/2/1970	CHICAGO (AL)
Bobby Grich	SS	1967	6/29/1970	BALTIMORE
Milt Ramirez	2B	1968	4/11/1970	ST. LOUIS
John Matias	1B	1963	4/7/1970	CHICAGO (AL)
Mike Wegener	P	1964	4/9/1969	MONTREAL
Dave Leonhard	P	1963	9/21/1967	BALTIMORE
Jim Britton	P	1962	9/20/1967	ATLANTA
Paul Gilliford	P	1965	9/20/1967	BALTIMORE
Tom Fisher	P	1962	9/20/1967	BALTIMORE
Sparky Lyle	P	1964	7/4/1967	BOSTON
Frank Tepedino	1B	1965	5/12/1967	NEW YORK (AL)
Candy Harris	OF	1966	4/13/1967	HOUSTON
Tom Phoebus	C	1960	9/15/1966	BALTIMORE
Larry Haney	P	1961	7/27/1966	BALTIMORE
Jim Ray	P	1963	9/16/1965	HOUSTON
Ed Barnowski	P	1963	9/8/1965	BALTIMORE
Mark Belanger	SS	1962	8/7/1965	BALTIMORE
Sam Bowens	OF	1960	9/7/1963	BALTIMORE
Buster Narum	P	1958	4/14/1963	BALTIMORE
Jim Duckworth	P	1957	4/13/1963	WASHINGTON (AL)
Boog Powell	1B	1959	9/26/1961	BALTIMORE
Dean Chance	P	1959	9/11/1961	LOS ANGELES (AL)
Bill Kunkel	P	1955	4/15/1961	KANSAS CITY A'S
John Papa	P	1958	4/11/1961	BALTIMORE
Lou Clinton	OF	1955	4/22/1960	BOSTON
Bob Saverine	SS	1959	9/12/1959	BALTIMORE
Ken McBride	P	1954	8/4/1959	CHICAGO (AL)
Jim Mahoney	SS	1954	7/28/1959	BOSTON
Bill Monbouquette	P	1955	7/18/1958	BOSTON
Johnny Goryl	3B	1951	9/20/1957	CHICAGO (NL)
Bobby Malkmus	2B	1951	6/1/1957	MILWAUKEE (NL)
Billy Queen	SS/3B	1950	4/13/1954	MILWAUKEE (NL)
Jerry Lane	P	1948	7/7/1953	WASHINGTON (AL)
Frank Baldwin	C	1947	4/22/1953	CINCINNATI
Jim Kirby	P	1942	5/1/1949	CHICAGO (NL)
Len Okrie	C/MGR	1954	6/16/1948	WASHINGTON (AL)
Jesse Levan	OF	1949	9/27/1947	PHILADELPHIA (NL)
Charlie Bowles	P	1938	9/25/1943	PHILADELPHIA (AL)
Ernie White	P/MGR	1949	5/9/1940	ST. LOUIS
Bob Bowman	P	1949-50	4/21/1939	ST. LOUIS
Vic Sorrell	P/MGR	1938-40	4/22/1928	DETROIT
Johnny Gooch	C/MGR	1942	9/9/1921	PITTSBURGH

\* Bill Adair and Kevin Kennedy never made the majors as players, but did make it as managers

\*\* Joe Altobelli, Jim Frey, John Hart, Billy Hunter and Jim Frey did not play for Bluefield, but managed there en route to MLB.

# FROM BLUEFIELD TO THE BIG LEAGUES

PLAYER	POSITION	YEAR(S) W/BLUEFIELD	DEBUT IN MLB	DEBUTED WITH
Bill Adair	2B/MGR	1950	9/2/1970	CHICAGO (AL)
Ryan Adams	2B	2006	5/20/2011	BALTIMORE
Manny Alexander	SS	1989	9/18/1992	BALTIMORE
Joe Altobelli	MGR	1966-67	4/7/1977	SAN FRANCISCO
Tony Arnold	P	1981	8/9/1986	BALTIMORE
Bob Bailor	OF	1970	9/6/1975	BALTIMORE
Frank Baldwin	C	1947	4/22/1953	CINCINNATI
Ed Barnowski	P	1963	9/8/1965	BALTIMORE
Kimera Bartee	OF	1993	4/3/1996	DETROIT
Rick Bauer	P	1999	9/2/2001	BALTIMORE
Don Baylor	OF	1967	9/18/1970	BALTIMORE
Lew Beasley	OF	1967	5/21/1977	TEXAS
Mark Belanger	SS	1962	8/7/1965	BALTIMORE
Eric Bell	P	1982	9/24/1985	BALTIMORE
Armando Benitez	P	1992	7/28/1994	BALTIMORE
Brad Bergesen	P	2004	4/21/2009	BALTIMORE
Larry Bigbie	OF	1999	6/23/2001	BALTIMORE
Kurt Birkins	P	2001	5/4/2006	BALTIMORE
Mike Boddicker	P	1978	10/4/1980	BALTIMORE
Sam Bowens	OF	1960	9/7/1963	BALTIMORE
Charlie Bowles	P	1938	9/25/1943	PHILADELPHIA (AL)
Bob Bowman	P	1949-50	4/21/1939	ST. LOUIS
Zach Britton	P	2006	4/3/2011	BALTIMORE
Chris Britton	P	2002	4/12/2006	BALTIMORE
Jim Britton	P	1962	9/20/1967	ATLANTA
Mark Brown	P	1981	8/9/1984	BALTIMORE
Bobby Brown	OF	1972	4/5/1979	TORONTO
Leon Brown	OF	1967	5/19/1976	NEW YORK (NL)
Chris Bushing	P	1986-87	9/3/1993	CINCINNATI
Enos Cabell	1B	1969	9/17/1972	BALTIMORE
Daniel Cabrera	P	2002	5/13/2004	BALTIMORE
Napoleon Calzado	SS/3B	1999	5/29/2005	BALTIMORE
Carlos Casimiro	2B	1996	7/31/2000	BALTIMORE
Dean Chance	P	1959	9/11/1961	LOS ANGELES (AL)
Bobby Chouinard	P	1990-91	5/26/1996	OAKLAND
Darryl Cias	3B	1975-76	4/27/1983	OAKLAND
Howie Clark	2B	1993	7/16/2002	BALTIMORE
Lou Clinton	OF	1955	4/22/1960	BOSTON
Rocky Coppinger	P	1994	6/11/1996	BALTIMORE
Mark Corey	OF	1976	9/1/1979	BALTIMORE
Mike Darr	P	1974	9/6/1977	TORONTO
Storm Davis	P	1979	4/29/1982	BALTIMORE
Joey Dawley	P	1993-94	9/29/2002	ATLANTA
Doug DeCinces	SS	1970	9/9/1973	BALTIMORE
David Dellucci	OF	1995	9/3/1997	BALTIMORE
Cesar Devarez	C	1995	6/3/1995	BALTIMORE
Ken Dixon	P	1980-81	9/22/1984	BALTIMORE
Sean Douglass	P	1998	7/18/2001	BALTIMORE
Brian Dubois	P	1985-86	8/17/1989	DETROIT
Jim Duckworth	P	1957	4/13/1963	WASHINGTON (AL)
Vaughn Eshelman	P	1991	5/2/1995	BOSTON
Tom Fisher	P	1962	9/20/1967	BALTIMORE
John Flinn	P	1973	5/6/1978	BALTIMORE
Gil Flores	OF	1971	5/8/1977	CALIFORNIA
Pedro Florimon	SS	2006	9/10/2011	BALTIMORE
Dave Ford	P	1975	9/2/1978	BALTIMORE
Jim Frey	MGR	1964-65	4/10/1980	KANSAS CITY
Chris Fussell	P	1995	9/15/1998	BALTIMORE
Bob Galasso	P	1970	7/24/1977	SEATTLE
Eddy Garabito	2B	1997	5/27/2005	COLORADO
Kiko Garcia	SS	1971	9/11/1976	BALTIMORE
Ken Gerhart	OF	1982	9/14/1986	BALTIMORE
Paul Gilliford	P	1965	9/20/1967	BALTIMORE
Leo Gomez	3B	1986	9/17/1990	BALTIMORE
Johnny Gooch	C/MGR	1942	9/9/1921	PITTSBURGH
Johnny Goryl	3B	1951	9/20/1957	CHICAGO (NL)
Bobby Grich	SS	1967	6/29/1970	BALTIMORE
Ricky Gutierrez	SS	1988	4/13/1993	SAN DIEGO
John Habyan	P	1982	9/29/1985	BALTIMORE
Jerry Hairston Jr.	SS	1997	9/11/1998	BALTIMORE
Larry Haney	C	1961	7/27/1966	BALTIMORE
Pete Harnisch	P	1987	9/13/1988	BALTIMORE
Willie Harris	2B	1999	9/2/2001	BALTIMORE
Candy Harris	OF	1966	4/13/1967	HOUSTON
John Hart	MGR	1982	9/12/1989	CLEVELAND
Drungo Hazewood	OF	1977	9/19/1980	BALTIMORE
Jim Hoey	P	2003	8/23/2006	BALTIMORE
Don Hood	P	1969	7/16/1973	BALTIMORE
Billy Hunter	MGR	1962-63	6/28/1977	TEXAS
Dave Huppert	C	1977	9/15/1983	BALTIMORE
Herb Hutson	P	1970	4/10/1974	CHICAGO (NL)
Jesse Jefferson	P	1969	6/23/1973	BALTIMORE
Jim Johnson	P	2002-2003	7/29/2006	BALTIMORE
Dave Johnson	P	1967	7/2/1974	BALTIMORE
Ricky Jones	OF	1980	9/3/1986	BALTIMORE
Kevin Kennedy	C	1976	4/5/1993	TEXAS
Keith Kessinger	2B	1989	9/15/1993	CINCINNATI
Gene Kingsale	OF	1995	9/3/1996	BALTIMORE
Jim Kirby	P	1942	5/1/1949	CHICAGO (NL)
Rick Krivda	P	1991	7/7/1995	BALTIMORE



# FROM BLUEFIELD TO THE BIG LEAGUES

ALPHABETICAL LISTING

PLAYER	POSITION	YEAR(S)W/BUEFIELD	DEBUT IN MLB	DEBUTED WITH
Bill Kunkel	P	1955	4/15/1961	KANSAS CITY A'S
Steve Lake	C	1975	4/9/1983	BALTIMORE
Jerry Lane	P	1948	7/7/1953	WASHINGTON (AL)
Mark Leiter	P	1983	7/24/1990	NEW YORK (AL)
Dave Leonhard	P	1963	9/21/1967	BALTIMORE
Jesse Levan	OF	1949	9/27/1947	PHILADELPHIA (NL)
Grady Little	MGR	1980	4/1/2002	BOSTON
Sparky Lyle	P	1964	7/4/1967	BOSTON
Calvin Maduro	P	1993	9/8/1996	PHILADELPHIA (NL)
Jim Mahoney	SS	1954	7/28/1959	BOSTON
Bobby Malkmus	2B	1951	6/1/1957	MILWAUKEE
Tom Martin	P	1995	4/2/1997	HOUSTON
John Matias	1B	1963	4/7/1970	CHICAGO (AL)
Luis Matos	OF	1997	6/19/2000	BALTIMORE
Ken McBride	P	1954	8/4/1959	CHICAGO (AL)
Larry McCall	P	1971	9/10/1977	NEW YORK (AL)
Scott McClain	3B	1990-91	5/14/1998	TAMPA BAY
Bob McCrory	P	2004	4/30/2008	BALTIMORE
Byron McLaughlin	P	1975	9/18/1977	SEATTLE
Miguel Mejia	OF	1994-95	4/4/1996	ST. LOUIS
Luis Mercedes	2B	1988	9/8/1991	BALTIMORE
Larry Milbourne	SS	1969	4/6/1974	HOUSTON
Ryan Minor	3B	1996	9/13/1998	BALTIMORE
Gabe Molina	P	1996	5/26/2003	BALTIMORE
Bill Monbouquette	P	1955	7/18/1958	BOSTON
Eddie Murray	1B	1973	4/7/1977	BALTIMORE
Buster Narum	P	1958	4/14/1963	BALTIMORE
Carl Nichols	C	1980	9/14/1986	BALTIMORE
John O'Donoghue	P	1990	6/27/1993	BALTIMORE
Johnny Oates	C	1967	9/17/1970	BALTIMORE
Len Okrie	C/MGR	1954	6/16/1948	WASHINGTON (AL)
John Papa	P	1958	4/11/1961	BALTIMORE
Al Pardo	C	1980	7/3/1985	BALTIMORE
Chad Paronto	P	1996	4/18/2001	BALTIMORE
John Parrish	P	1996	7/24/2000	BALTIMORE
Mike Parrott	P	1973	9/5/1977	BALTIMORE
Hayden Penn	P	2003	5/28/2005	BALTIMORE
Brad Pennington	P	1989	4/17/1993	BALTIMORE
Tom Phoebus	P	1960	9/15/1966	BALTIMORE
Calvin Pickering	1B	1996	9/12/1998	BALTIMORE
Sidney Ponson	P	1995	4/19/1998	BALTIMORE
Boog Powell	1B	1959	9/26/1961	BALTIMORE
Billy Queen	SS/3B	1950	4/13/1954	MILWAUKEE
Aaron Rakers	P	1999	9/8/2004	BALTIMORE
Milt Ramirez	2B	1968	4/11/1970	ST. LOUIS
Jim Ray	P	1963	9/16/1965	HOUSTON
Keith Reed	OF	1999	5/11/2005	BALTIMORE
Arthur Rhodes	P	1988	8/21/1991	BALTIMORE
Chuck Ricci	P	1987-88	9/8/1995	PHILADELPHIA (NL)
Jeff Rineer	P	1975	9/30/1979	BALTIMORE
Billy Ripken	SS	1982-83	7/11/1987	BALTIMORE
Cal Ripken Jr.	SS	1978	8/10/1981	BALTIMORE
Sandy Rleal	P	2000	4/5/2006	BALTIMORE
Vic Rodriguez	2B	1977-78	9/5/1984	BALTIMORE
Gil Rondon	P	1973	4/10/1976	HOUSTON
Willie Royster	P	1972	9/3/1981	BALTIMORE
Brian Sackinsky	C	1992	4/20/1996	BALTIMORE
Marino Salas	P	2002-2003	5/13/2008	BALTIMORE
Bob Saverine	SS	1959	9/12/1959	BALTIMORE
Jeff Schaefer	2B	1981	4/7/1989	CHICAGO (AL)
Larry Sheets	OF	1978-80	9/18/1984	BALTIMORE
John Shelby	OF	1977-78	9/15/1981	BALTIMORE
Rick Short	3B	1994-95	6/10/2005	WASHINGTON (NL)
Mark Smith	P	1977	8/12/1983	BALTIMORE
Jim Smith	SS	76	4/12/1982	PITTSBURGH
Brandon Snyder	C/3B	2005	9/10/2010	BALTIMORE
Vic Sorrell	P/MGR	1938-40	4/22/1928	DETROIT
Jay Spurgeon	P	1999	8/15/2000	BALTIMORE
John Stefero	3B	1979	6/24/1983	BALTIMORE
John Stephens	P	1997	7/30/2002	BALTIMORE
Garrett Stephenson	P	1992	7/25/1996	BALTIMORE
Sammy Stewart	P	1975	9/1/1978	BALTIMORE
Bill Swaggerty	P	1979	8/13/1983	BALTIMORE
Jeff Tackett	C	1984	9/11/1991	BALTIMORE
Frank Tepedino	1B	1965	5/12/1967	NEW YORK (AL)
Josh Towers	P	1996	5/2/2001	BALTIMORE
Jim Traber	1B	1982	9/21/1984	BALTIMORE
B.J. Waszgis	C	1991	7/29/2000	TEXAS
Mike Wegener	P	1964	4/9/1969	MONTREAL
Don Welchel	P	1978	9/15/1982	BALTIMORE
Ernie White	P/MGR	1949	5/9/1940	ST. LOUIS
Dallas Williams	OF	76	9/19/1981	BALTIMORE
Mike Willis	P	1972	4/13/1977	TORONTO
Craig Worthington	3B	1985	4/26/1988	BALTIMORE
Gregg Zaun	C	1990	6/24/1995	BALTIMORE

\*\*\*Of the 175 players and managers to reach the majors, 108 debuted with Baltimore. The rest break down as follows: 6 BOS, 5 HOU, 4 CHI (AL), 4 STL, 4 TEX, 3 CHI (NL), 3 CIN, 3 DET, 3 NY (AL), 3 PHI (NL), 3 TOR, 3 WAS (AL), 2 ATL, 2 MIL (NL), 2 OAK, 2 PIT, 2 SEA, 1 CAL, 1 CLE, 1 COL, 1 KCA, 1 KCR, 1 LAA, 1 MON, 1 NY (NL), 1 PHI (AL), 1 SD, 1 SF, 1 TB, 1 WAS (NL)

# RECORD BOOK

## SINGLE-GAME BATTING RECORDS

### AT-BATS

Daniel Arcila	6	8/3/11 vs. GRN
Gustavo Pierre	6	8/3/11 vs. GRN
Art Charles	6	8/3/11 vs. GRN
Kevin Pillar	6	8/3/11 vs. GRN
Christopher Hawkins	6	8/3/11 vs. GRN
Gustavo Pierre	6	7/29/11 @ BUR
Andy Fermin	6	7/29/11 @ BUR
Art Charles	6	7/29/11 @ BUR
Daniel Arcila	6	7/28/11 @ BUR
Daniel Arcila	6	6/21/11 at ELZ
Gustavo Pierre	6	6/21/11 at ELZ
Art Charles	6	6/21/11 at ELZ
Kevin Pillar	6	6/21/11 at ELZ

### RUNS SCORED

Gustavo Pierre	4	7/20/11 vs. BUR
Kevin Pillar	3	8/12/11 @ PUL
Andy Fermin	3	7/28/11 @ BUR
Daniel Arcila	3	7/22/11 @ PUL
Gustavo Pierre	3	7/22/11 @ PUL
Andy Fermin	3	7/20/11 vs. BUR
Andy Fermin	3	7/7/11 vs. JC
Gustavo Pierre	3	7/7/11 vs. JC

### HITS

Javan Williams	5	8/3/11 vs. GRN
Kevin Pillar	4	8/20/11 vs. PUL
Kevin Pillar	4	8/12/11 @ PUL
Gustavo Pierre	4	7/22/11 @ PUL
Andy Fermin	4	7/20/11 vs. BUR

### DOUBLES

Andy Fermin	3	6/26/11 vs. DAN
Christopher Hawkins	2	8/21/11 vs. PUL
Kevin Pillar	2	8/12/11 @ PUL
Daniel Arcila	2	7/29/11 @ BUR
Kevin Pillar	2	7/14/11 @ BRI
Art Charles	2	6/28/11 vs. BRI

### TRIPLES

26 times 1

### HOME RUNS

Daniel Arcila	2	7/6/11 vs. JC
Art Charles	2	6/27/11 vs. BRI

### RUNS BATTED IN

Christopher Hawkins	5	7/26/11 vs. PRI
Daniel Arcila	4	8/25/11 vs. ELZ
Andy Fermin	4	8/20/11 vs. PUL
Andy Fermin	4	8/5/11 vs. GRN
Matt Johnson	4	7/20/11 vs. BUR

### TOTAL BASES

Christopher Hawkins	9	7/26/11 vs. PRI
Daniel Arcila	8	7/6/11 vs. JC
Art Charles	8	6/27/11 vs. BRI

### WALKS

Peter Mooney	3	8/13/11 @ PUL
Andy Fermin	3	7/30/11 @ KNG
Matt Abraham	3	6/28/11 vs. BRI

### STRIKEOUTS

Art Charles	4	6/26/11 vs. DAN
28 times	3	

### STOLEN BASES

Kevin Pillar	2	8/24/11 vs. GRN
Dalton Pompey	2	8/12/11 @ PUL
Christopher Hawkins	2	7/27/11 @ BUR

### CAUGHT STEALING

24 times 1

### GIDP

31 times 1

# RECORD BOOK

## SINGLE-GAME PITCHING RECORDS

<u>Innings Pitched (Starter)</u>		
Ajay Meyer	6	8/19/11 vs. PUL
Ajay Meyer	6	8/12/11 @ PUL
Deivy Estrada	6	7/30/11 @ KNG
Mitchell Taylor	6	7/29/11 @ BUR
Ajay Meyer	6	7/27/11 @ BUR
Ajay Meyer	6	7/21/11 @ PUL
David Rollins	6	7/2/11 @ PRI

<u>Innings Pitched (Reliever)</u>		
Noah Syndergaard	5.0	6/26/11 vs. DAN
Myles Jaye	4.1	6/24/11 vs. DAN

<u>Hits Allowed</u>		
Aaron Sanchez	10	6/24/11 vs. DAN
Mitchell Taylor	8	8/25/11 vs. ELZ
Ajay Meyer	8	8/1/11 @ KNG
Jose Vargas	8	6/28/11 vs. BRI

<u>Runs Allowed</u>		
Tucker Jensen	10	8/30/11 @ DAN
Mitchell Taylor	9	8/25/11 vs. ELZ
Deivy Estrada	8	8/16/11 vs. BUR
Jose Vargas	8	6/28/11 vs. BRI
Aaron Sanchez	8	6/24/11 vs. DAN
Jonathan Lucas	7	8/26/11 vs. ELZ
Les Williams	6	8/13/11 @ PUL

<u>Earned Runs Allowed</u>		
Mitchell Taylor	9	8/25/11 vs. ELZ
Deivy Estrada	8	8/16/11 vs. BUR
Aaron Sanchez	8	6/24/11 vs. DAN
Jonathan Lucas	7	8/26/11 vs. ELZ
Jose Vargas	7	6/28/11 vs. BRI
Les Williams	6	8/13/11 @ PUL

<u>Home Runs Allowed</u>		
Milciades Santana	2	8/25/11 vs. ELZ
Mitchell Taylor	2	8/25/11 vs. ELZ
Deivy Estrada	2	7/18/11 vs. BUR
Myles Jaye	2	6/29/11 vs. BRI
Mitchell Taylor	2	6/21/11 @ ELZ

<u>Walks Allowed</u>		
Noah Syndergaard	5	7/17/11 vs. KNG
Jose Vargas	5	7/3/11 @ PRI

<u>Strikeouts</u>		
Mitchell Taylor	9	8/9/11 vs. PRI
Mitchell Taylor	9	7/29/11 @ BUR
Tyler Ybarra	8	8/26/11 vs. ELZ
Myles Jaye	8	8/18/11 vs. BUR
Tyler Ybarra	8	8/9/11 vs. PRI
Noah Syndergaard	8	6/21/11 @ ELZ
Ajay Meyer	7	8/24/11 @ GRN
Aaron Sanchez	7	8/17/11 vs. BUR
Ajay Meyer	7	8/12/11 @ PUL
Mitchell Taylor	7	8/4/11 vs. GRN
Aaron Sanchez	7	7/15/11 vs. KNG
Ajay Meyer	7	7/10/11 @ DAN
Aaron Sanchez	7	7/9/11 @ DAN

<u>Wild Pitches</u>		
Thomas Berryhill	3	7/24/11 vs. PRI
Milciades Santana	3	7/13/11 @ BRI

<u>Balks</u>	
Eight Times	1

# RECORD BOOK

## SINGLE-SEASON BATTING RECORDS

### BATTING AVERAGE (Min. 184 PA)

1. Kevin Pillar	<b>.347</b>	<b>2011</b>
2. Christopher Hawkins	.318	2011
3. Andy Fermin	.261	2011
4. Gustavo Pierre	.252	2011
5. Daniel Arcila	.243	2011
6. Art Charles	.240	2011

### HITS

1. Kevin Pillar	82	2011
2. Christopher Hawkins	77	2011
3. Gustavo Pierre	63	2011
4. Art Charles	60	2011
5. Andy Fermin	57	2011

### RUNS

1. Christopher Hawkins	49	2011
2. Gustavo Pierre	47	2011
3. Art Charles	46	2011
4. Kevin Pillar	44	2011
5. Daniel Arcila	43	2011

### HOME RUNS

1. Art Charles	11	2011
2. Daniel Arcila	10	2011
3. Kevin Pillar	7	2011
4. Gustavo Pierre	6	2011
5. Andy Fermin	5	2011
5. Christopher Hawkins	5	2011

### RBI

1. <b>Art Charles</b>	<b>61</b>	<b>2011</b>
2. Christopher Hawkins	52	2011
3. Daniel Arcila	37	2011
4. Kevin Pillar	37	2011
5. Andy Fermin	33	2011

### DOUBLES

1. Art Charles	18	2011
2. Kevin Pillar	17	2011
3. Andy Fermin	15	2011
4. Christopher Hawkins	15	2011
5. Gustavo Pierre	12	2011

### TRIPLES

1. Christopher Hawkins	6	2011
2. Daniel Arcila	5	2011
3. Art Charles	3	2011
4. Gustavo Pierre	3	2011
5. Kevin Pillar	3	2011

### TOTAL BASES

1. Kevin Pillar	126	2011
2. Christopher Hawkins	119	2011
3. Art Charles	117	2011
4. Daniel Arcila	101	2011
5. Gustavo Pierre	99	2011

### AT-BATS

1. Art Charles	250	2011
2. Gustavo Pierre	250	2011
3. Christopher Hawkins	242	2011
4. Kevin Pillar	236	2011
5. Andy Fermin	218	2011

### WALKS

1. Art Charles	39	2011
2. Andy Fermin	35	2011
3. Gustavo Pierre	26	2011
4. Daniel Arcila	24	2011
5. Christopher Hawkins	22	2011

### STOLEN BASES

1. Christopher Hawkins	14	2011
2. Gustavo Pierre	9	2011
3. Kevin Pillar	8	2011
4. Javan Williams	5	2011
5. Dalton Pompey	4	2011

### GAMES

1. <b>Art Charles</b>	<b>68</b>	<b>2011</b>
2. <b>Christopher Hawkins</b>	<b>68</b>	<b>2011</b>
3. Gustavo Pierre	63	2011
4. Kevin Pillar	60	2011
5. Andy Fermin	59	2011

### STRIKEOUTS

1. <b>Art Charles</b>	<b>89</b>	<b>2011</b>
2. Gustavo Pierre	73	2011
3. Daniel Arcila	50	2011
4. Christopher Hawkins	46	2011
5. Carlos Ramirez	39	2011

### ON BASE PERCENTAGE

1. Kevin Pillar	.377	2011
2. Christopher Hawkins	.375	2011
3. Andy Fermin	.360	2011
4. Art Charles	.351	2011
5. Daniel Arcila	.329	2011

### SLUGGING PERCENTAGE

1. Kevin Pillar	.534	2011
2. Christopher Hawkins	.492	2011
3. Daniel Arcila	.481	2011
4. Art Charles	.468	2011
5. Andy Fermin	.399	2011

### OPS (ON BASE + SLUGGING)

1. Kevin Pillar	.911	2011
2. Christopher Hawkins	.866	2011
3. Art Charles	.819	2011
5. Daniel Arcila	.810	2011
5. Andy Fermin	.759	2011



# RECORD BOOK

## SINGLE-SEASON PITCHING RECORDS

<u>WINS</u>			<u>WALKS</u>		
1. Ajay Meyer	4	2011	1. Kenllie Santana	20	2011
Noah Syndergaard	4	2011	2. Aaron Sanchez	18	2011
Mitchell Taylor	4	2011	2. Myles Jaye	18	2011
2. Deivy Estrada	3	2011	4. Tyler Ybarra	16	2011
Myles Jaye	3	2011	4. Deivy Estrada	16	2011
Jonathan Lucas	3	2011			
David Rollins	3	2011			
Aaron Sanchez	3	2011			
<u>SAVES</u>			<u>STRIKEOUTS</u>		
1. Ian Kadish	7	2011	1. Mitchell Taylor	61	2011
Seven tied with	1		2. Ajay Meyer	55	2011
			3. Tyler Ybarra	54	2011
			4. Myles Jaye	49	2011
			5. Aaron Sanchez	43	2011
<u>APPEARANCES</u>			<u>HITS ALLOWED</u>		
1. Glenn Tucker	48	2004	1. Ajay Meyer	62	2011
2. Kevin Barry	47	2002	2. Mitchell Taylor	50	2011
3. Nick Fellman	44	2008	3. Myles Jaye	48	2011
Ryan Greene	44	1999	4. Deivy Estrada	46	2011
Kevin Gunderson	44	2007	5. Aaron Sanchez	45	2011
Ralph Roberts	44	2003	5. Les Williams	45	2011
<u>GAMES STARTED</u>			<u>RUNS ALLOWED</u>		
1. Jung Bong	28	2001	1. Deivy Estrada	29	2011
Blaine Boyer	28	2004	2. Milciades Santana	29	2011
Matt Coenen	28	2003	3. Mitchell Taylor	28	2011
Jake Stevens	28	2005	4. Aaron Sanchez	27	2011
			5. Ajay Meyer	26	2011
<u>INNINGS PITCHED</u>			<u>EARNED RUNS ALLOWED</u>		
1. Ajay Meyer	65.2	2011	1. Deivy Estrada	28	2011
2. Mitchell Taylor	55.1	2011	2. Milciades Santana	27	2011
3. Myles Jaye	54.0	2011	3. Aaron Sanchez	26	2011
4. Tyler Ybarra	46.0	2011	4. Mitchell Taylor	26	2011
5. Aaron Sanchez	42.2	2011	5. Ajay Meyer	22	2011
<u>LOSSES</u>			<u>HOME RUNS ALLOWED</u>		
1. Deivy Estrada	4	2011	1. Myles Jaye	7	2011
2. Myles Jaye	3	2011	2. Mitchell Taylor	5	2011
Ian Kadish	3	2011	3. Deivy Estrada	5	2011
Jonathan Lucas	3	2011			
<u>ERA (Min. 54.1 IP)</u>			<u>LONGEST SCORELESS INNINGS STREAK</u>		
1. Ajay Meyer	3.02	2011	1. Mitchell Taylor	17	7/23-8/14/2011
2. Mitchell Taylor	4.23	2011	2. Tyler Ybarra	15	8/9-8/26/2011*to end seas.
			3. Noah Syndergaard	12	6/21-7/1/2011
<u>WHIP (Min. 54.1 IP)</u>					
1. Ajay Meyer	1.14	2011			
2. Mitchell Taylor	1.16	2011			
<u>COMPLETE GAMES</u>					
1. Myles Jaye	1	2011			

# RECORD BOOK

## BLUE JAYS STREAKS

Most consecutive games with a hit .....	14 (Christopher Hawkins, July 2-16, 2011) 11 (Daniel Arcila, August 11-22, 2011)
Most consecutive multi-hit games .....	6 (Kevin Pillar, August 20-25, 2011) 4 (Kevin Pillar, August 8-12, 2011)
Most consecutive games reaching base.....	22 (Christopher Hawkins, August 6-28, 2011) 18 (Gustavo Pierre, June 24-July 12, 2011) 15 (Kevin Pillar, August 16-30, 2011 *to end season*) 15 (Art Charles, August 6-21, 2011)
Most consecutive games with a run scored .....	5 (Gustavo Pierre, August 20-25, 2011) 5 (Dalton Pompey, August 21-25, 2011) 5 (Dalton Pompey, August 10-14, 2011) 5 (Andy Fermin, August 1-7, 2011) 5 (Daniel Arcila, July 26-30, 2011) 5 (Gustavo Pierre, July 1-5, 2011)
Most consecutive games with a double .....	3 (Carlos Ramirez, August 8-19, 2011) 3 (Cody Bartlett, June 27-30, 2011)
Most consecutive games with a triple .....	2 (Daniel Arcila, August 18-19, 2011)
Most consecutive games with a home run .....	2 (Art Charles, June 22-23, 2011)
Most consecutive games with an RBI .....	5 (Chris Schaeffer, July 2-7, 2011)
Most consecutive multi-RBI games .....	3 (Aaron Munoz, June 21-25, 2011)
Most consecutive games with a walk .....	5 (Dalton Pompey, August 21-25, 2011)
Most consecutive games with a strikeout .....	15 (Dalton Pompey, August 13-29, 2011) 15 (Melvin Garcia, June 29-July 28, 2011) 15 (Art Charles, June 29-July 14, 2011)
Most consecutive games with a stolen base .....	2 (Christopher Hawkins, August 21-22, 2011) 2 (Kevin Pillar, August 18-19, 2011) 2 (Dalton Pompey, August 11-12, 2011) 2 (Javan Williams, August 1-3, 2011) 2 (Christopher Hawkins, July 26-27, 2011) 2 (Matt Johnson, July 20-21, 2011) 2 (Christopher Hawkins, July 18-19, 2011) 2 (Christopher Hawkins, July 15-16, 2011) 2 (Cody Bartlett, July 9-12, 2011) 2 (Gustavo Pierre, July 2-3, 2011)
Most consecutive games with a caught stealing .....	2 (Christopher Hawkins, August 11-12, 2011) 2 (Kevin Pillar, August 10-11, 2011) 2 (Matt Johnson, July 27-28, 2011) 2 (Daniel Arcila, July 23-26, 2011)
Most consecutive games grounding into a double play .....	2 (Daniel Arcila, August 19-20, 2011) 2 (Christopher Hawkins, July 31-August 1, 2011)
Most consecutive games committing an error .....	3 (Andy Fermin, July 20-22, 2011) 3 (Cody Bartlett, July 4-7, 2011) 3 (Cody Bartlett, June 26-29, 2011)
Most consecutive wins .....	6 (August 17-22, 2011, 2 vs. Burlington, 3 vs. Pulaski, 1 at Greenville)
Most consecutive wins, home .....	6 (July 6-18, 2011, 2 vs. Johnson City, 3 vs. Kingsport, 1 vs. Burlington)
Most consecutive wins, road .....	4 (July 27-30, 2011, 3 at Burlington, 1 at Kingsport)
Most consecutive losses .....	4 (June 23-26, 2011, 1 at Elizabethton, 3 vs. Danville)
Most consecutive losses, home .....	3 (June 24-26, 2011 vs. Danville) 3 (August 25-27, 2011 vs. Elizabethton)
Most consecutive losses, road .....	3 (July 13-21, 2011, 2 at Bristol, 1 at Pulaski)

# APPALACHIAN LEAGUE



**Official Name** ..... Carolina League Inc.  
**Street Address** ..... 283 Deerpurchase Circle, Statesville, NC 28625  
**Phone** ..... (704) 252-2656  
**E-Mail** ..... office@appyleague.net  
**Website** ..... www.appyleague.com  
**President/Treasurer** ..... Lee Landers  
**Secretary** ..... Jim Holland  
**League Administrator** ..... Bobbi Landers  
**League Trustee** ..... Mitch Lukevics  
**Directors** ..... Charlie Wilson (Bluefield), Buddy Bell (Bristol), Scott Sharp (Burlington), Kurt Kemp (Danville), Jim Rantz (Elizabethton), Fred Nelson (Greeneville), Jon Vuch (Johnson City), Adam Wogan (Kingsport), Mitch Lukevics (Princeton), Pedro Grifol (Pulaski).  
**Years of Operation** ..... 1911-1914, 1921-1925, 1937-1955, 1957-Present  
**Divisional Alignment** ..... **East Division** - Bluefield, Burlington, Danville, Princeton, Pulaski  
**West Division** - Bristol, Elizabethton, Greeneville, Johnson City, Kingsport  
**Schedule** ..... 68 games  
**Opening Date** ..... Tuesday, June 19th  
**Closing Date** ..... Tuesday, August 28th  
**Roster Limit** ..... 35 active, none with more than two years of prior service  
**Playoff Format** ..... Top two overall records from each division qualify for the postseason  
**Semifinals** - Division winners face second-place finishers of the other division in best-of-three series (second-place club hosts Game One, division winner hosts Games Two and Three). Postseason begins the day following the conclusion of regular season  
**Appalachian League Championship Series** - Winners of Divisional Series play a best-of-three series. In 2012, the easternmost club will host Game One and the westernmost club will host Games Two and Three.  
**Tiebreaker** ..... In the event of a tie for a playoff spot, the winner will be the team that has the better head-to-head record.  
**Statistical Qualifiers** ..... Batting title: 184 PA (2.7 per game); ERA title: 54.1 IP (0.8 per game)  
**League Statistician** ..... MLB Advanced Media  
 75 Ninth Avenue, 5th Floor, New York, NY 10011



- W -



- E -



## 2012 APPALACHIAN LEAGUE UMPIRES (As of June 19, 2012)

### UMPIRES

Jordan Albardo  
 Evan Barger  
 Morgan Day  
 Drew Freed  
 Nick Garvey  
 Travis Godec  
 Jonathan Hodack  
 Jimmy Lott  
 Jeremie Rehak  
 Ryan Wills

### HOMETOWN

Scott, LA  
 Carrollton, TX  
 Monroe, LA  
 Cary, NC  
 Jackson, MO  
 Pueblo West, CO  
 Littleton, CO  
 Plant City, FL  
 Murrysville, PA  
 Herndon, VA

### UMPIRING CREWS

**CREW #1:** Jordan Albardo and Jeremie Rehak  
**CREW #2:** Evan Barger and Ryan Wills  
**CREW #3:** Drew Freed and Jimmy Lott  
**CREW #4:** Nick Garvey and Jonathan Hodack  
**CREW #5:** Morgan Day and Travis Godec

# APPALACHIAN LEAGUE

## 2012 APPALACHIAN LEAGUE MILEAGE CHART

	BLU	BRI	BUR	DAN	ELZ	GRN	JC	KNG	PRI	PUL
<b>Bluefield</b>	<b>A</b>	<b>105</b>	<b>166</b>	<b>157</b>	<b>126</b>	<b>142</b>	<b>141</b>	<b>103</b>	<b>11</b>	<b>56</b>
<b>Bristol</b>	105	<b>P</b>	211	194	22	53	26	27	109	93
<b>Burlington</b>	166	211	<b>P</b>	48	180	217	191	214	171	138
<b>Danville</b>	157	194	48	<b>Y</b>	202	234	212	220	160	127
<b>Elizabethton</b>	126	22	180	202	<b>L</b>	35	13	36	132	116
<b>Greeneville</b>	142	53	217	234	35	<b>E</b>	27	37	161	144
<b>Johnson City</b>	141	26	191	212	13	27	<b>A</b>	25	144	129
<b>Kingsport</b>	103	27	214	220	36	37	25	<b>G</b>	134	118
<b>Princeton</b>	11	109	171	160	132	161	144	134	<b>U</b>	61
<b>Pulaski</b>	56	93	138	127	116	144	129	118	61	<b>E</b>

## ALL-TIME APPALACHIAN LEAGUE CLUB NICKNAMES

Asheville, NC .....	Moonshiners 1911-12	Lynchburg, VA .....	Senators 1959
Bluefield, WV .....	Blue-Grays 1946-55	Marion, VA .....	A's 1955
.....	Dodgers 1957	.....	Mets 1965-76
.....	Orioles 1958-2010	Martinsville, VA .....	Phillies 1988-98
.....	Blue Jays 2011-Present	.....	Astros 1999-2003
Bristol, TN .....	Boosters 1911-13	Middlesboro, KY .....	Colonels 1913-14
.....	State Liners 1921-25	.....	Senators 1961-62
.....	Twins 1940-55	.....	Cubsox 1963
.....	Tigers 1969-94	Morristown, TN .....	Jobbers 1911-12
.....	White Sox 1995-Present	.....	Roosters 1923-25
Burlington, NC .....	Indians 1996-2006	.....	Cubs 1959-61
.....	Royals 2007-Present	Pearisburg, VA/Narrows, VA .....	New River Rebels 1946-50
Cleveland, TN .....	Counts 1911-13	Newport, TN .....	Canners 1937-42
.....	Manufacturers 1921-22	Paintsville, KY .....	Highlanders 1978
Covington, VA .....	Red Sox 1966	.....	Yankees 1979-82
.....	Astros 1967-76	.....	Brewers 1983-84
Danville .....	Braves 1993-Present	Pennington Gap, VA .....	Lee Bears 1937-38
Elizabethton, TN .....	Betsy Red Sox 1937-42	.....	Bears 1939
.....	Betsy Cubs 1945-48	.....	Miners 1940
.....	Betsy Local 1949-50	Pikeville, KY .....	Brewers 1982
.....	Phils 1951	.....	Cubs 1983-84
.....	Twins 1974-Present	Princeton, WV .....	Pirates 1988-89
Erwin, TN .....	Mountaineers 1940	.....	Patriots 1990
.....	Aces 1943	.....	Reds 1991-96
.....	Cubs 1944	.....	Devil Rays 1997-2007
Greeneville, TN .....	Burley Cubs 1921-25, 1938-42	.....	Rays 2008-Present
.....	Astros 2004-Present	Pulaski, VA .....	Counts 1946-50
Harlan, KY .....	Smokies 1961-62	.....	Phillies 1952-55, 1969-77
.....	Yankees 1963	.....	Cubs 1957-58
.....	Red Sox 1965	.....	Braves 1982-92
Harriman, TN .....	Boosters 1914	.....	Rangers 1997-2002
Huntington, WV .....	Cubs 1990-94	.....	Blue Jays 2003-06
.....	River City Rumlbers 1995	.....	Mariners 2008-Present
Johnson City, TN .....	Soldiers 1911-13, 1921-24, 1937-38	Rome, GA .....	Romans 1913
.....	Cardinals 1939-55, 1961, 1975-Present	Salem, VA .....	Rebels 1955, 1957-67
.....	Phillies 1957-60	Welch, WV .....	Miners 1946-55
.....	Yankees 1964-74	Wytheville, VA .....	Statesmen 1953-55
Kingsport, TN .....	Indians 1921-25	.....	Cardinals 1957-59
.....	Cherokees 1938-41, 1943-52, 1955	.....	Senators 1960, 1965, 1969
.....	Dodgers 1942	.....	Twins 1961-63
.....	Orioles 1957	.....	A's 1964
.....	Pirates 1960-63	.....	Reds 1967
.....	Royals 1969-73	.....	Braves 1971-73
.....	Braves 1974-79	.....	Cubs 1985-89
.....	Mets 1980-82, 1984-Present	.....	.....
Knoxville, TN .....	Appalachians 1911	.....	.....
.....	Reds 1912-14	.....	.....
.....	Pioneers 1921-24	.....	.....



## 2011 APPALACHIAN LEAGUE STANDINGS

### EAST DIVISION

	W	L	PCT	GB
X - Bluefield	40	28	.588	-
Y - Danville	39	29	.574	1.0
Pulaski	32	36	.471	8.0
Princeton	30	38	.441	10.0
Burlington	24	44	.353	16.0

X - Division winner, Y - Wild Card

### Semifinal

Bluefield def. Elizabethton, 2-1

### WEST DIVISION

	W	L	PCT	GB
X - Johnson City	45	23	.662	-
Y - Elizabethton	42	26	.618	3.0
Kingsport	39	29	.574	6.0
Greeneville	25	43	.368	20.0
Bristol	24	44	.353	21.0

X - Division winner, Y - Wild Card

### Semifinal

Johnson City def. Danville, 2-1

### Appalachian League Championship Series

Johnson City def. Bluefield, 2-0

## 2011 APPALACHIAN LEAGUE STATISTICAL LEADERS

### BATTING AVERAGE (Min. 2.7 PA/Team Game)

<b>Kevin Pillar</b>	<b>BLU</b>	<b>.347</b>
Brandon Drury	DAN	.347
Jordan Scott	GRN	.337
Eddie Rosario	ELZ	.337
Chase Davidson	GRN	.335
Jamal Austin	PUL	.335
Joel Caminero	PRI	.330
JaDamion Williams	ELZ	.324
Taylor Motter	PRI	.323
Kennys Vargas	ELZ	.322

### HOME RUNS

Eddie Rosario	ELZ	21
Miguel Sano	ELZ	20
Roberto De La Cruz	JC	16
Murray Watts	BUR	15
Five tied with		11

### RBI

Art Charles	BLU	61
Eddie Rosario	ELZ	60
Miguel Sano	ELZ	59
Brandon Drury	DAN	54
<b>Christopher Hawkins</b>	<b>BLU</b>	<b>52</b>

### STOLEN BASES

Justin Trapp	BUR	31
Taylor Motter	PRI	22
Ryan Brett	PRI	21
Three tied with		20

### ERA (Min. 0.8 IP/Team Game)

J.R. Graham	DAN	1.72
Derek Christensen	ELZ	2.84
<b>Ajay Meyer</b>	<b>BLU</b>	<b>3.02</b>
Matthew Spann	PRI	3.13
Tim Shibuya	ELZ	3.30
Mayckol Guaibe	PUL	3.66
Eduardo Hiraldo	JC	3.71
Tyrell Jenkins	JC	3.86
Matt Ridings	BUR	3.92
Gregory Ross	DAN	3.94

### WINS

Tim Shibuya	ELZ	8
Kyle Hald	JC	7
Gregory Ross	DAN	7
Dylan Unsworth	PUL	6
Nine tied with		5

### SAVES

Jared West	KNG	10
Madison Boer	ELZ	9
Heath Wyatt	JC	8
Three tied with		7

### STRIKEOUTS

Tim Shibuya	ELZ	70
Ryan Bollinger	BRI	65
Kyle Hald	JC	63
Four tied with		61

# APPALACHIAN LEAGUE

## 2011 APPALACHIAN LEAGUE STATISTICAL LEADERS CONT.

	<u>HITS</u>	
Brandon Drury	DAN	92
Eddie Rosario	ELZ	91
Jordan Scott	GRN	83
<b>Kevin Pillar</b>	<b>BLU</b>	<b>82</b>
Miguel Sano	ELZ	78
	<u>DOUBLES</u>	
Tyler Rahmatulla	JC	27
Brandon Drury	DAN	23
Ryan Brett	PRI	22
Three tied with		20
	<u>TRIPLES</u>	
Eddie Rosario	ELZ	9
Miguel Sano	ELZ	7
Joel Caminero	PRI	6
<b>Christopher Hawkins</b>	<b>BLU</b>	<b>6</b>
	<u>RUNS SCORED</u>	
Eddie Rosario	ELZ	71
Miguel Sano	ELZ	58
<b>Christopher Hawkins</b>	<b>BLU</b>	<b>49</b>
Tyler Rahmatulla	JC	49
	<u>ON-BASE PERCENTAGE</u>	
Taylor Motter	PRI	.436
Cam Maron	KNG	.434
Chase Davidson	GRN	.426
Kyle Kubitz	DAN	.407
Anthony Garcia	JC	.407
	<u>SLUGGING PERCENTAGE</u>	
Eddie Rosario	ELZ	.670
Chase Davidson	GRN	.646
Miguel Sano	ELZ	.637
Tyler Rahmatulla	JC	.545
Roberto De La Cruz	JC	.542
	<u>EXTRA-BASE HITS</u>	
Miguel Sano	ELZ	45
Eddie Rosario	ELZ	39
Tyler Rahmatulla	JC	36
<b>Art Charles</b>	<b>BLU</b>	<b>32</b>

	<u>GAMES</u>	
Scott Zuloaga	GRN	24
Five tied with		23
	<u>COMPLETE GAMES</u>	
Five tied with		1
	<u>SHUTOUTS</u>	
Benjamin Freeman	JC	1
	<u>INNINGS PITCHED</u>	
Tim Shibuya	ELZ	73.2
Jean Duque	BRI	68.1
Matt Ridings	BUR	66.2
Euclides Leyer	BRI	66.1
David Hurlbut	ELZ	66.0
	<u>LOSSES</u>	
Jean Duque	BRI	9
Ethan Icard	BRI	7
Euclides Leyer	BRI	7
Six tied with		6
	<u>WALKS</u>	
Akeel Morris	KNG	38
Ethan Icard	BRI	35
Ricardo Batista	GRN	34
Christopher Lee	GRN	34
Two tied with		32
	<u>WHIP</u>	
Tim Shibuya	ELZ	1.10
J.R. Graham	DAN	1.13
<b>Ajay Meyer</b>	<b>BLU</b>	<b>1.14</b>
Matt Ridings	BUR	1.14
<b>Mitchell Taylor</b>	<b>BLU</b>	<b>1.16</b>
	<u>OPPONENT BATTING AVERAGE</u>	
Derek Christensen	ELZ	.207
Ian Kendall	PRI	.224
Matthew Spann	PRI	.239
<b>Mitchell Taylor</b>	<b>BLU</b>	<b>.242</b>
<b>Ajay Meyer</b>	<b>BLU</b>	<b>.243</b>

### 2011 APPALACHIAN LEAGUE ALL-STAR TEAM

C	Cam Maron - Kingsport	OF	<b>Kevin Pillar - Bluefield</b>
1B	Chase Davidson - Greeneville	DH	<b>Art Charles - Bluefield</b>
2B	Tyler Rahmatulla - Johnson City	UT IF	Miguel Sano - Elizabethton
SS	Taylor Motter - Princeton	UT OF	<b>Christopher Hawkins - Bluefield</b>
3B	Brandon Drury - Danville	RHP	Tim Shibuya - Elizabethton
OF	Eddie Rosario - Elizabethton	LHP	Kyle Hald - Johnson City
OF	Jamal Austin - Pulaski	RP	Madison Boer - Elizabethton

### 2011 APPALACHIAN LEAGUE AWARD WINNERS

CO-PLAYERS OF THE YEAR:	Brandon Drury	Danville
	Eddie Rosario	Elizabethton
PITCHER OF THE YEAR:	Tim Shibuya	Elizabethton
<b>MANAGER OF THE YEAR:</b>	<b>Dennis Holmberg</b>	<b>Bluefield</b>
EXECUTIVE OF THE YEAR:	Mike Mains	Elizabethton
TRAINER OF THE YEAR:	Ryan Hedwall	Elizabethton

### 2011 APPALACHIAN LEAGUE WEEKLY AWARD WINNERS

	<u>PLAYER OF THE WEEK</u>	<u>PITCHER OF THE WEEK</u>		<u>PLAYER OF THE WEEK</u>	<u>PITCHER OF THE WEEK</u>
JUN 20-27	Eddie Rosario, Elizabethton	Bret Mitchell, Kingsport	AUG 1-8	Miguel Sano, Elizabethton	Matt Ridings, Burlington
JUN 27-JUL 4	<b>Art Charles, Bluefield</b>	Bart Carter, Elizabethton	AUG 8-15	Tyler Rahmatulla, Johnson City	Derek Christensen, Elizabethton
JUL 4-11	Guillermo Pimentel, Pulaski	Reynaldo Sabala, Pulaski	AUG 15-22	Eddie Rosario, Elizabethton	Ryne Harper, Danville
JUL 11-18	Cameron Seitzer, Princeton	Tim Shibuya, Elizabethton	AUG 22-29	Eddie Rosario, Elizabethton	Tim Atherton, Elizabethton
JUL 18-25	Kevan Smith, Bristol	Ryan Bollinger, Bristol			
JUL 25-AUG 1	Drew Vettleson, Princeton	<b>Mitchell Taylor, Bluefield</b>			

# APPALACHIAN LEAGUE

## 2011 APPALACHIAN LEAGUE POSTSEASON

BLUEFIELD (EAST DIVISION CHAMPION) vs ELIZABETHTON (WEST WILD CARD)

JOHNSON CITY (WEST DIVISION CHAMPION) vs DANVILLE (EAST WILD CARD)

### GAME ONE

Wednesday, August 31, 2011 at Joe O'Brien Field (Elizabethton, TN)

	1	2	3	4	5	6	7	8	9	R	H	E
Bluefield Blue Jays	3	1	0	0	0	4	2	0	1	11	13	0
Elizabethton Twins	0	1	0	0	0	2	0	0	0	3	8	4

PITCHERS: BLU - Ybarra, Diaz (6), Kadish (9)  
 ELZ - Shibuya, Evans (6), Johnson (9)  
 WIN - Tyler Ybarra  
 LOSS - Tim Shibuya  
 SAVE - None

HOME RUNS: BLU - A.Charles (9th, 0 on, 0 out)  
 ELZ - None

ATTENDANCE: 638

### GAME TWO

Thursday, September 1, 2011 at Bowen Field (Bluefield, WV)

	1	2	3	4	5	6	7	8	9	R	H	E
Elizabethton Twins	1	0	1	3	0	0	0	0	0	5	13	1
Bluefield Blue Jays	0	0	0	0	1	0	0	1	0	2	5	1

PITCHERS: BLU - Jaye, Musgrove (4), Gabryszewski (8)  
 ELZ - Hurlbut, Williams (7), Summers (8)  
 WIN - David Hurlbut  
 LOSS - Myles Jaye  
 SAVE - Matthew Summers

HOME RUNS: BLU - None  
 ELZ - J.Williams (1st, 0 on, 0 out)

ATTENDANCE: 440

### GAME THREE

Friday, September 2, 2011 at Bowen Field (Bluefield, WV)

	1	2	3	4	5	6	7	8	9	R	H	E
Elizabethton Twins	3	0	0	0	4	0	0	0	0	7	9	1
Bluefield Blue Jays	2	0	3	0	3	0	0	3	x	11	15	1

PITCHERS: BLU - Meyer, Kadish (6), Diaz (9)  
 ELZ - Christensen, Jones (3), Gruver (6), Evans (8)  
 WIN - Ajay Meyer  
 LOSS - Derek Christensen  
 SAVE - None

HOME RUNS: BLU - None  
 ELZ - M. Parker (6th, 1 on, 2 out)

ATTENDANCE: 313

### GAME ONE

Wednesday, August 31, 2011 at Dan Daniel Memorial Park (Danville, VA)

	1	2	3	4	5	6	7	8	9	R	H	E
Johnson City Cardinals	3	0	0	0	0	0	0	0	0	3	6	1
Danville Braves	1	0	0	0	0	3	2	0	x	6	9	2

PITCHERS: JC - Jenkins, Santana (6), Canache (7), Nuernberg (8)  
 DAN - Graham, Cornely (8)  
 WIN - J.R. Graham  
 LOSS - Tyrell Jenkins  
 SAVE - John Cornely

HOME RUNS: JC - None  
 DAN - None

ATTENDANCE: 697

### GAME TWO

Thursday, September 1, 2011 at Howard Johnson Field (Johnson City, TN)

	1	2	3	4	5	6	7	8	9	R	H	E
Danville Braves	0	0	1	0	0	2	0	1	0	4	10	1
Johnson City Cardinals	1	0	0	5	0	1	0	0	x	7	6	1

PITCHERS: DAN - Holland, Briceno (5)  
 JC - Hald, Billbrough (8), Wyatt (9)  
 WIN - Kyle Hald  
 LOSS - Adam Holland  
 SAVE - Heath Wyatt

HOME RUNS: DAN - None  
 JC - D. Washington (6th, 0 on, 0 out)

ATTENDANCE: 344

### GAME THREE

Friday, September 2, 2011 at Howard Johnson Field (Johnson City, TN)

	1	2	3	4	5	6	7	8	9	R	H	E
Danville Braves	0	0	0	0	0	1	0	0	1	6	4	
Johnson City Cardinals	6	0	2	0	0	2	0	0	x	10	16	1

PITCHERS: DAN - Ross, Harper (2), Winnie (6), Lucas (8)  
 JC - Hiraldo, Canache (8)  
 WIN - Eduardo Hiraldo  
 LOSS - Gregory Ross  
 SAVE - None

HOME RUNS: DAN - W. Beckwith (7th, 0 on, 0 out)  
 JC - M. Williams (6th, 1 on, 1 out)

ATTENDANCE: 433

## 2011 APPALACHIAN LEAGUE CHAMPIONSHIP SERIES

### GAME ONE

Saturday, September 3, 2011 at Howard Johnson Field (Johnson City, TN)

	1	2	3	4	5	6	7	8	9	R	H	E
Bluefield Blue Jays	3	0	0	0	0	0	0	0	0	3	2	1
Johnson City Cardinals	0	0	0	0	0	2	0	2		4	12	2

PITCHERS: BLU - Purdy, L. Williams (4), Sikula (7), Lucas (9)  
 JC - Pasen, Constantino (6), Santana (9)  
 WIN - Michael Santana  
 LOSS - Jonathan Lucas  
 SAVE - None

HOME RUNS: BLU - K. Pillar (1st, 2 on, 2 out)  
 JC - None

ATTENDANCE: 358

### GAME TWO

Sunday, September 4, 2011 at Bowen Field (Bluefield, WV)

	1	2	3	4	5	6	7	8	9	R	H	E
Johnson City Cardinals	0	0	0	2	0	0	0	2	0	4	9	0
Bluefield Blue Jays	0	1	0	0	0	0	0	0	0	1	1	1

PITCHERS: BLU - Estrada, Gabryszewski (6), Diaz (8)  
 JC - Gillung, Billbrough (7)  
 WIN - Nicholas Gillung  
 LOSS - Deivy Estrada  
 SAVE - Logan Billbrough

HOME RUNS: BLU - None  
 JC - None

ATTENDANCE: 335

## APPALACHIAN LEAGUE CHAMPIONS

1937	Pennington Gap Lee Bears	1975	Johnson City Cardinals	
1938	Greeneville Burley Cubs	1976	Johnson City Cardinals	
1939	Elizabethton Betsy Red Sox	1977	Kingsport Braves	
1940	Johnson City Cardinals	1978	Elizabethton Twins	
1941	Elizabethton Betsy Red Sox	1979	Paintsville Yankees	
1942	Bristol Twins	1980	Paintsville Yankees	
1943	Bristol Twins	1981	Paintsville Yankees	
1944	Kingsport Cherokees	1982	Bluefield Orioles	
1945	Kingsport Cherokees	1983	Paintsville Brewers	
1946	New River Rebels	1984	Elizabethton Twins	d. Pulaski Braves (1-0)
1947	New River Rebels	1985	Bristol Tigers	
1948	Pulaski Counts	1986	Pulaski Braves	d. Johnson City Cardinals (2-1)
1949	Bluefield Blue-Grays	1987	Burlington Indians	d. Johnson City Cardinals (2-0)
1950	Bluefield Blue-Grays	1988	Kingsport Mets	d. Burlington Indians (2-0)
1951	Kingsport Cherokees	1989	Elizabethton Twins	d. Pulaski Braves (2-0)
1952	Welch Miners	1990	Elizabethton Twins	
1953	Welch Miners	1991	Pulaski Braves	d. Burlington Indians (2-0)
1954	Bluefield Blue-Grays	1992	Bluefield Orioles	d. Elizabethton Twins (2-1)
1955	Salem Rebels	1993	Burlington Indians	d. Elizabethton Twins (2-0)
1956	League Not in Operation	1994	Princeton Reds	d. Johnson City Cardinals (2-1)
1957	Bluefield Dodgers	1995	Kingsport Mets	d. Bluefield Orioles (2-1)
1958	Johnson City Phillies	1996	Bluefield Orioles	d. Kingsport Mets (2-1)
1959	Morristown Cubs	1997	Bluefield Orioles	d. Pulaski Rangers (2-0)
1960	Wytheville Senators	1998	Bristol White Sox	d. Princeton Devil Rays (2-0)
1961	Middlesboro Senators	1999	Martinsville Astros	d. Pulaski Rangers (2-0)
1962	Bluefield Orioles	2000	Elizabethton Twins	d. Danville Braves (2-0)
1963	Bluefield Orioles	2001	Bluefield Orioles	d. Elizabethton Twins (2-1)
1964	Johnson City Yankees	2002	Bristol White Sox	d. Bluefield Orioles (2-1)
1965	Salem Rebels	2003	Elizabethton Twins	d. Martinsville Astros (2-1)
1966	Marion Mets	2004	Greeneville Astros	d. Danville Braves (2-1)
1967	Bluefield Orioles	2005	Elizabethton Twins	d. Danville Braves (2-1)
1968	Marion Mets	2006	Danville Braves	d. Elizabethton Twins (2-1)
1969	Pulaski Phillies	2007	Elizabethton Twins	d. Danville Braves (2-0)
1970	Bluefield Orioles	2008	Elizabethton Twins	d. Pulaski Mariners (2-0)
1971	Bluefield Orioles	2009	Danville Braves	d. Elizabethton Twins (2-0)
1972	Bristol Tigers	2010	Johnson City Cardinals	d. Elizabethton Twins (2-0)
1973	Kingsport Royals	2011	Johnson City Cardinals	d. Bluefield Blue Jays (2-0)
1974	Bristol Tigers			

### NON-CHAMPIONSHIP PLAYOFFS

1997 One-Game Playoff

Bluefield Orioles d. Princeton Devil Rays

2010 Semifinals

Johnson City Cardinals d. Burlington Royals (2-0)

Elizabethton Twins d. Pulaski Mariners (2-0)

2011 Semifinals

Johnson City Cardinals d. Danville Braves (2-1)

Bluefield Blue Jays d. Elizabethton Twins (2-1)



# APPALACHIAN LEAGUE

## BRISTOL WHITE SOX



1501 Euclid Avenue  
Bristol, VA 24201  
P.O. Box 1434 (Zip 24203)  
Phone: (276) 206-9946  
Fax: (276) 669-7686  
www.BristolSox.com

### TEAM INFORMATION & PERSONNEL

Ballpark .....Boyce Cox Field - DeVault Memorial Stadium (cap. 2,000)  
Field dimensions .....LF-325, CF-400, RF-310  
Affiliation .....Chicago White Sox (2005)  
Last CL title .....2002  
Last playoff appearance .....2002 (Won championship)  
2011 Record .....24-44  
2011 Attendance (Average) .....22,433 (701)  
  
Ownership .....Chicago White Sox/Bristol Baseball Inc.  
General Manager .....Mahlon Luttrell  
Radio broadcaster .....Tim Johnston and Josh Buckles  
Flagship station .....BristolSox.com  
  
Manager .....Pete Rose Jr.  
Pitching Coach .....Larry Owens  
Hitting Coach .....Greg Briley  
Trainer .....Kevin Pillifant  
Conditioning .....Ibrahim Rivera  
  
Blue Jays hotel in Bristol .....Holiday Inn and Suites  
3005 Linden Drive  
Bristol, VA 24202  
Phone: (276) 466-4100  
Fax: (276) 466-9521  
Distance from Bluefield to Bristol .....105 miles

### BLUE JAYS - WHITE SOX 2012 SERIES

#### At Bristol

June 19 (Tue.) ..... 7:00  
June 20 (Wed.) ..... 7:00  
June 21 (Thu.) ..... 7:00

#### At Bluefield

August 4 (Sat.) ..... 7:05  
August 5 (Sun.) ..... 6:05  
August 6 (Mon.) ..... 7:05

2011 Record vs. BRI .... 3-3

## BRISTOL WHITE SOX - FINAL 2011 STATISTICS

BATTER																		
Batter	AVG	G	AB	R	H	2B	3B	HR	RBI	BB	IBB	SO	SB	CS	OBP	SLG	OPS	E
Grant Buckner	.311	61	235	39	73	29	1	5	36	18	1	42	2	0	.383	.468	.852	11
Cory Farris	.216	56	204	25	44	8	1	9	27	19	0	78	0	0	.300	.397	.697	3
Dusty Harvard	.229	26	109	22	25	3	2	1	8	10	0	30	6	3	.300	.321	.621	2
Adam Heisler	.400	2	5	0	2	0	0	0	0	0	0	1	0	1	.400	.400	.800	0
Michael Johnson	.276	54	203	37	56	17	3	3	25	18	0	46	0	2	.344	.433	.777	9
Jordan Keegan	.216	48	162	23	35	4	1	1	4	23	0	36	0	1	.328	.272	.600	5
Collin Kuhn	.260	31	100	28	26	11	0	4	20	19	1	19	3	2	.417	.490	.907	1
Michael Marjama	.221	24	86	6	19	2	1	0	7	4	0	18	0	3	.264	.267	.531	2
Martin Medina	.167	17	60	5	10	5	0	1	6	4	0	21	0	0	.212	.300	.512	4
Daurys Mercedes	.196	43	143	10	28	7	0	1	12	12	0	53	3	0	.261	.266	.527	9
Bryce Mosier	.235	10	34	6	8	1	0	0	0	3	1	5	1	1	.333	.294	.627	1
Sean O'Connell	.167	19	54	4	9	2	0	1	8	5	0	20	0	0	.237	.259	.497	1
Jerry Puentes	.202	28	89	12	18	5	3	0	5	10	0	22	0	0	.283	.326	.609	10
Jose Ramos	.320	8	25	0	8	1	0	0	3	0	0	9	0	1	.320	.360	.680	0
Rangel Ravelo	.384	20	73	10	28	7	1	0	13	2	0	12	2	0	.410	.507	.917	1
Kyle Robinson	.204	51	186	20	38	15	3	4	21	16	0	44	1	0	.273	.382	.655	2
Bradley Salgado	.187	48	171	15	32	6	1	4	22	16	1	63	1	1	.255	.304	.559	13
Carlos Sanchez	.250	5	16	4	4	1	0	0	3	5	0	2	1	2	.500	.313	.813	0
Mike Schwartz	.195	24	87	8	17	3	0	1	13	11	1	14	0	0	.293	.264	.557	3
Kevan Smith	.396	26	96	24	38	10	1	7	32	14	0	14	1	2	.482	.740	1.222	4
Brent Tanner	.178	14	45	1	8	1	0	0	6	4	0	17	0	0	.260	.200	.460	2
Drew Thompson	.348	7	23	9	8	3	0	1	7	4	0	4	0	0	.444	.609	1.053	0
Tyler Williams	.263	23	80	7	21	4	1	0	3	7	0	35	0	0	.330	.338	.667	8
Ross Wilson	.238	11	42	11	10	4	0	0	7	5	0	10	2	1	.313	.333	.646	0
Team Total	.243	68	2328	326	565	141	19	43	288	229	5	615	23	20	.322	.375	.697	101

Last Blue Jays sweep  
at BLU: (2 games)  
June 20, 2007  
at BRI:  
Aug 25-27, 2006

Last White Sox sweep  
at BRI:  
June 26-28, 2008

### Affiliate History

Twins 1940-55  
Tigers 1969-94  
White Sox 1995-

PITCHER																		
Pitcher	W	L	ERA	G	GS	CG	SH	SV	SVO	IP	H	R	ER	HR	HB	BB	SO	AVG
Ricardo Andres	1	0	6.32	12	0	0	0	0	0	15.2	17	11	11	4	1	11	8	.293
Chris Bassitt	0	0	1.08	6	0	0	0	0	0	8.1	9	1	1	0	0	2	11	.273
Bryan Blough	1	1	6.38	21	0	0	0	4	6	24.0	36	23	17	4	3	5	18	.336
Ryan Bollinger	5	2	4.23	12	12	0	0	0	0	61.2	58	31	29	2	4	26	65	.247
Ryan Buch	0	0	0.00	3	3	0	0	0	0	8.0	2	0	0	0	0	2	13	.077
Jonathan Casey	0	1	7.23	12	0	0	0	0	1	18.2	19	15	15	3	1	3	18	.257
Justin Cassel	0	0	0.00	2	0	0	0	0	0	3.0	2	0	0	0	0	0	0	.200
Jake Cose	1	1	8.18	11	0	0	0	0	1	11.0	16	12	10	3	1	4	9	.327
Jean Duque	2	9	6.32	14	13	0	0	0	1	68.1	74	58	48	8	6	32	55	.280
Ethan Icard	2	7	8.95	13	12	9	9	9	9	59.1	84	61	59	10	6	35	37	.331
Garrett Johnson	0	0	4.50	2	0	0	0	0	0	2.0	3	1	1	0	1	0	3	.333
Todd Kibby	2	0	3.38	17	5	0	0	0	1	37.1	37	15	14	2	2	12	36	.264
Timothy Kiley	2	3	5.11	17	0	0	0	0	0	24.2	30	16	14	3	3	10	28	.291
Matthew Lane	1	2	11.02	17	0	0	0	1	3	16.1	25	23	20	1	1	7	13	.342
Euclides Leyer	2	7	6.38	14	14	0	0	0	0	66.1	77	54	47	10	4	24	53	.287
Keegan Linza	0	1	3.57	23	0	0	0	2	2	22.2	25	13	9	1	1	5	22	.278
Darwin Matos	0	5	4.89	14	8	0	0	0	0	49.2	50	32	27	5	1	32	49	.267
Brett Merkley	1	2	6.37	20	0	0	0	1	1	29.2	37	22	21	5	2	6	28	.308
Jhonny Nunez	0	0	4.50	3	0	0	0	0	0	4.0	4	3	2	0	0	2	5	.267
Jacob Petricka	0	0	0.00	2	1	0	0	0	0	4.0	4	0	0	0	0	0	5	.286
Stephen Sauer	0	0	0.00	2	0	0	0	0	0	3.0	2	2	0	0	0	1	2	.154
Jeffrey Soptic	0	1	0.00	3	0	0	0	1	1	2.2	2	2	0	0	1	2	2	.182
Jason Van Skike	3	1	2.03	19	0	0	0	0	2	31.0	28	10	7	2	0	7	45	.239
Andrew Virgili	1	1	4.44	21	0	0	0	0	1	24.1	27	16	12	2	1	5	21	.273
Team Total	72	68	4.06	140	140	2	4	35	51	1227.0	1241	670	553	122	70	484	1013	.263

## BURLINGTON ROYALS

### TEAM INFORMATION & PERSONNEL



**1450 Graham Street  
Burlington, NC 27217  
P.O. Box 1143 (Zip 27216)  
Phone: (336) 222-0223  
Fax: (336) 226-2498  
www.BurlingtonRoyals.com**

**Ballpark** ..... Burlington Athletic Stadium (cap. 3,000)  
**Field dimensions** ..... LF-335, CF-410, RF-335  
**Affiliation** ..... Kansas City Royals (2007)  
**Last CL title** ..... 1993 (as CLE affiliate)  
**Last playoff appearance** ..... 2010 (Lost in semifinals)  
**2011 Record** ..... 24-44  
**2011 Attendance (Average)** ..... 28,427 (836)

**Ownership** ..... Burlington Baseball Club Inc.  
**President** ..... Miles Wolff  
**General Manager** ..... Ben Abzug  
**Radio broadcaster** ..... Andrew Luftglass  
**Flagship station** ..... BurlingtonRoyals.com

**Manager** ..... Tommy Shields  
**Pitching Coach** ..... Carlos Martinez  
**Hitting Coach** ..... Jon Williams  
**Trainer** ..... Adrian Ramon  
**Strength and Conditioning** ..... Richard White

**Blue Jays hotel in Burlington** ..... Ramada Inn  
2703 Ramada Road, I-85 at Exit 143  
Burlington, NC 27215  
Phone: (336) 227-5541

**Distance from Bluefield to Burlington** ..... 166 miles

### BLUE JAYS - ROYALS 2012 SERIES

#### At Burlington

June 25 (Mon.) ..... 7:00  
June 26 (Tue.) ..... 7:00  
June 27 (Wed.) ..... 7:00

#### At Burlington

July 7 (Sat.) ..... 7:00  
July 8 (Sun.) ..... 6:00  
July 9 (Mon.) ..... 7:00

#### At Bluefield

August 10 (Fri.) ..... 7:05  
August 11 (Sat.) ..... 7:05  
August 12 (Sun.) ..... 6:05

2011 Record vs. BUR ..... 7-2

## BURLINGTON ROYALS - FINAL 2011 STATISTICS

### BATTING

Batter	AVG	G	AB	R	H	2B	3B	HR	RBI	BB	IBB	SO	SB	CS	OBP	SLG	OPS	E
Lane Adams	.281	43	167	31	47	9	3	5	20	17	0	45	9	1	.353	.461	.814	2
Michael Antonio	.262	55	206	30	54	11	0	10	37	17	1	25	10	5	.322	.461	.783	25
Jorge Bonifacio	.284	62	236	26	67	20	4	7	30	16	0	58	5	6	.333	.492	.825	1
Adrian Bringas	.227	57	203	23	46	12	0	5	16	15	0	29	1	1	.291	.360	.651	21
Steven Brooks	.288	21	66	6	19	0	1	0	6	8	0	17	6	3	.382	.318	.700	0
Cameron Conner	.252	45	159	21	40	6	1	2	11	17	0	61	17	7	.335	.340	.675	3
Jared Dyer	.254	19	63	3	16	4	0	0	9	5	0	17	0	1	.319	.317	.636	2
Yunior Figueroa	.206	12	34	3	7	4	0	0	2	6	0	8	0	1	.325	.324	.649	0
Derek Hamblen	.121	25	66	7	8	1	1	0	3	8	0	16	3	3	.216	.167	.383	6
Anthony Howard	.151	27	86	15	13	1	1	3	7	9	0	27	1	0	.263	.291	.553	5
Jovan Pickett	.304	22	79	10	24	3	1	0	4	4	0	21	6	3	.368	.367	.735	2
Jose Rodriguez	.252	44	139	20	35	5	2	0	14	17	0	37	17	4	.350	.317	.666	7
Jin-Ho Shin	.219	46	160	17	35	10	0	3	15	16	0	53	1	1	.304	.338	.641	5
Tyler Smith	.000	1	4	0	0	0	0	0	0	0	0	1	0	0	.000	.000	.000	0
Kenny Swab	.243	33	111	11	27	3	0	1	15	9	0	28	0	1	.333	.297	.631	6
Justin Trapp	.259	63	243	45	63	13	4	7	41	29	1	64	31	7	.345	.432	.777	22
Murray Watts	.222	65	230	32	51	10	0	15	44	41	3	72	1	1	.342	.461	.803	7
<b>Team Total</b>	<b>.245</b>	<b>68</b>	<b>2252</b>	<b>300</b>	<b>552</b>	<b>112</b>	<b>18</b>	<b>58</b>	<b>274</b>	<b>234</b>	<b>5</b>	<b>579</b>	<b>108</b>	<b>45</b>	<b>.327</b>	<b>.388</b>	<b>.715</b>	<b>129</b>

### PITCHING

Pitcher	W	L	ERA	G	GS	CG	SH	SV	SVO	IP	H	R	ER	HR	HB	BB	SO	AVG
Angel Baez	0	6	7.09	14	14	0	0	0	0	47.0	67	52	37	3	3	30	41	.321
Rudy Brown	1	3	4.31	19	2	0	0	2	3	39.2	59	27	19	1	1	8	47	.335
Eric Cantrell	0	5	4.53	13	10	0	0	0	0	51.2	52	30	26	0	2	22	47	.263
Malcolm Culver	2	2	8.03	18	0	0	0	0	0	37.0	46	35	33	8	1	23	38	.307
Andrew Ferguson	0	3	5.45	20	0	0	0	1	1	36.1	45	28	22	4	2	15	33	.306
Abel Gonzalez	2	2	4.66	12	0	0	0	1	1	29.0	33	19	15	2	1	5	25	.277
Nick Graffeo	4	2	2.04	17	6	0	0	4	4	53.0	37	15	12	4	0	16	53	.192
Tyler Graham	2	1	3.09	14	0	0	0	2	3	32.0	24	13	11	3	3	17	38	.202
Cory Hall	2	2	5.55	15	0	0	0	2	5	35.2	34	25	22	5	1	12	31	.246
David Middendorf	1	1	11.42	7	0	0	0	0	0	8.2	21	14	11	2	0	2	10	.438
Jason Mitchell	3	1	4.26	6	0	0	0	0	0	19.0	21	14	9	2	4	8	17	.269
Matthew Murray	2	4	3.40	12	12	1	0	0	0	53.0	43	24	20	5	5	10	58	.213
Andrea Pizziconi	1	2	6.81	16	2	0	0	0	1	39.2	42	36	30	6	4	21	22	.269
Matt Ridings	3	4	3.92	14	14	0	0	0	0	66.2	65	36	29	5	1	11	60	.244
Alex Rivers	1	1	1.02	9	0	0	0	1	1	17.2	14	7	2	0	1	4	19	.209
Nick Rogers	0	0	4.91	2	0	0	0	0	0	3.2	4	3	2	0	0	4	4	.267
Robinson Yambati	0	5	18.85	8	8	0	0	0	0	17.2	44	44	37	6	4	11	9	.458
<b>Team Total</b>	<b>24</b>	<b>44</b>	<b>5.00</b>	<b>68</b>	<b>68</b>	<b>1</b>	<b>2</b>	<b>13</b>	<b>19</b>	<b>587.1</b>	<b>651</b>	<b>422</b>	<b>326</b>	<b>56</b>	<b>33</b>	<b>219</b>	<b>552</b>	<b>.274</b>

Last Blue Jays sweep  
at BLU:

July 27-29, 2011

Last Royals sweep  
at BLU:

July 1-3, 2010  
at BUR: (2 games)  
July 27-28, 2005

### Affiliate History

Indians 1986-2006  
Royals 2007-

# APPALACHIAN LEAGUE

## DANVILLE BRAVES



302 River Park Drive  
Danville, VA 24540  
P.O. Box 378 (Zip 24543)  
Phone: (434) 797-3792  
Fax: (434) 797-3799  
www.DanvilleBraves.com

### TEAM INFORMATION & PERSONNEL

Ballpark ..... Legion Field at Dan Daniel Memorial Park (cap. 2,588)  
Field dimensions ..... LF-330, CF-400, RF-330  
Affiliation ..... Atlanta Braves (1993)  
Last Cl title ..... 2009  
Last playoff appearance ..... 2011 (Lost in semifinals)  
2011 Record ..... 39-29  
2011 Attendance (Average) ..... 28,523 (864)

Ownership ..... Atlanta Braves  
General Manager ..... David Cross  
Radio broadcaster ..... Nick Pierce  
Flagship station ..... DanvilleBraves.com

Manager ..... Jonathan Schuerholz  
Pitching Coach ..... Gabe Luckert  
Hitting Coach ..... Rick Albert  
Trainer ..... Kyle Damschroder  
Conditioning ..... Cal Tinsley

Blue Jays hotel in Danville ..... Comfort Inn and Suites  
100 Tower Drive  
Danville, VA 24541  
Phone: (434) 793-2000

Distance from Bluefield to Danville ..... 157 miles

### BLUE JAYS - BRAVES 2012 SERIES

#### At Bluefield

July 4 (Wed.) ..... 7:05  
July 5 (Thu.) ..... 7:05  
July 6 (Fri.) ..... 7:05

#### At Bluefield

July 22 (Sun.) ..... 6:05  
July 23 (Mon.) ..... 7:05  
July 24 (Tue.) ..... 7:05

#### At Danville

August 17 (Fri.) ..... 7:00  
August 18 (Sat.) ..... 7:00  
August 19 (Sun.) ..... 4:00

2011 Record vs. DAN ..... 4-5

## DANVILLE BRAVES - FINAL 2011 STATISTICS

BATTING																		
Batter	AVG	G	AB	R	H	2B	3B	HR	RBI	BB	IBB	SO	SB	CS	OBP	SLG	OPS	E
Nick Ahmed	.262	59	248	46	65	13	2	4	24	30	1	46	18	6	.346	.379	.725	8
William Beckwith	.282	58	206	41	58	13	3	11	45	28	3	46	8	2	.395	.534	.929	4
Chad Comer	.179	24	67	6	12	4	0	0	5	8	0	13	2	0	.295	.239	.534	1
Ryan Delgado	.182	7	22	0	4	0	0	0	2	1	0	2	0	0	.217	.182	.399	2
Fernando De Los Santos	.321	43	131	26	42	14	1	2	14	11	0	37	2	1	.379	.489	.868	8
Nick DeSantiago	.214	46	159	17	34	6	0	0	13	26	0	42	1	2	.323	.252	.574	4
Brandon Drury	.347	63	265	40	92	23	0	8	54	6	1	35	3	0	.367	.525	.891	8
Kenny Fleming	.211	47	109	10	23	4	0	1	6	10	0	24	7	2	.289	.275	.564	3
Kurt Fleming	.243	62	222	29	54	10	5	1	22	12	0	54	7	4	.290	.347	.637	6
Kyle Kubitz	.321	44	162	36	52	16	3	1	34	24	0	38	9	3	.407	.475	.883	8
Chase Larsson	.250	61	208	41	52	15	0	8	27	31	0	36	5	1	.361	.438	.799	2
Tony Mueller	.225	9	40	5	9	2	1	0	5	2	0	6	3	1	.262	.325	.587	0
Sam Munson	.250	47	172	17	43	9	3	4	36	9	0	60	3	0	.303	.407	.710	4
Ryan Query	.300	11	30	3	9	2	0	0	5	4	0	8	0	0	.417	.367	.783	1
Elmer Reyes	.262	52	187	29	49	15	2	1	15	8	1	29	3	2	.315	.380	.695	10
Edison Sanchez	.256	43	133	15	34	8	1	2	15	25	0	39	2	0	.378	.376	.754	3
Will Skinner	.667	1	6	2	4	2	0	1	3	0	0	1	0	0	.667	1.500	2.167	0
Brian Stamps	.000	3	7	0	0	0	0	0	0	0	0	3	0	0	.000	.000	.000	1
Meng Tsai	.273	11	11	3	3	2	0	0	2	1	0	5	0	0	.333	.455	.788	0
Kirk Walker	.133	16	30	6	4	0	0	0	2	2	0	4	1	0	.235	.133	.369	2
<b>Team Total</b>	<b>.266</b>	<b>68</b>	<b>2415</b>	<b>372</b>	<b>643</b>	<b>158</b>	<b>21</b>	<b>44</b>	<b>329</b>	<b>238</b>	<b>6</b>	<b>528</b>	<b>74</b>	<b>24</b>	<b>.343</b>	<b>.404</b>	<b>.747</b>	<b>85</b>

PITCHING																		
Pitcher	W	L	ERA	G	GS	CG	SH	SV	SVO	IP	H	R	ER	HR	HB	BB	SO	AVG
Danilo Alvarez	0	1	3.00	2	0	0	0	0	0	3.0	4	1	1	0	0	0	2	.364
Rafael Bricens	1	0	2.84	4	3	0	0	0	0	19.0	20	8	6	0	1	8	15	.274
Jonathan Burns	0	0	3.38	4	0	0	0	0	0	8.0	6	3	3	1	1	2	9	.207
Matt Chaffee	1	0	3.00	4	0	0	0	0	1	6.0	3	2	2	0	1	1	11	.150
John Cornely	3	1	2.18	15	0	0	0	1	1	33.0	19	13	8	3	0	19	50	.165
David Filak	1	6	5.06	13	13	0	0	0	0	58.2	72	48	33	2	4	19	47	.299
Stephen Foster	0	0	7.71	1	0	0	0	0	0	2.1	5	2	2	0	0	1	4	.417
Ignacio Geronimo	0	1	8.22	4	0	0	0	0	0	7.2	12	8	7	0	0	4	6	.343
J.R. Graham	5	2	1.72	13	8	0	0	0	1	57.2	52	15	11	0	1	13	52	.245
Ryne Harper	2	0	0.83	11	0	0	0	1	2	21.2	12	2	2	1	0	4	26	.164
Adam Holland	0	1	5.08	9	3	0	0	0	0	28.1	24	16	16	2	4	10	38	.226
Dan Jurik	0	2	2.60	9	1	0	0	0	0	17.1	18	7	5	0	0	3	14	.265
Mark Lamm	0	0	0.00	2	0	0	0	0	0	2.0	0	0	0	0	1	0	4	.000
Lucas LaPoint	4	3	2.19	11	9	1	0	0	0	53.1	57	19	13	4	0	7	41	.279
Daniel Lopez	0	0	2.45	10	0	0	0	3	4	14.2	16	9	4	0	2	7	22	.281
Joe Lucas	0	2	2.10	21	0	0	0	7	10	25.2	16	8	6	1	3	7	20	.172
Cody Martin	0	0	0.00	8	0	0	0	3	3	9.0	2	0	0	0	0	1	14	.069
Jarrett Martin	3	0	2.21	11	0	0	0	0	1	20.1	11	8	5	0	2	13	36	.149
Williams Perez	2	0	3.33	7	4	0	0	0	0	24.1	24	10	9	1	6	14	27	.261
Wilson Rivera	2	0	0.90	17	0	0	0	0	0	30.0	16	10	3	0	4	24	44	.157
Gregory Ross	7	4	3.94	13	11	0	0	0	0	61.2	60	33	27	3	2	27	46	.259
Gus Schlosser	0	0	0.00	2	0	0	0	0	0	5.0	1	0	0	0	0	1	8	.063
Ernesto Silva	5	5	5.49	14	11	0	0	0	1	57.1	69	44	35	4	8	17	40	.289
Matthew Suschak	0	0	6.48	6	0	0	0	0	0	8.1	8	6	6	1	0	7	9	.258
Matt Talley	0	0	18.00	1	0	0	0	0	0	1.0	2	2	2	0	0	2	1	.400
Dan Winnie	3	1	2.13	15	5	0	0	0	0	42.1	30	12	10	2	2	28	37	.194
<b>Team Total</b>	<b>39</b>	<b>29</b>	<b>3.15</b>	<b>68</b>	<b>68</b>	<b>1</b>	<b>2</b>	<b>15</b>	<b>24</b>	<b>617.2</b>	<b>559</b>	<b>286</b>	<b>216</b>	<b>25</b>	<b>42</b>	<b>239</b>	<b>623</b>	<b>.240</b>

Last Blue Jays sweep  
Not since MiLB digital  
records began in  
2005

Last Braves sweep  
at BLU:  
June 24-26, 2011  
at DAN:  
Aug 1-3, 2010

Affiliate History

Braves 1993-



# APPALACHIAN LEAGUE

## ELIZABETHTON TWINS

### TEAM INFORMATION & PERSONNEL



208 North Holly Lane  
Elizabethton, TN 37643  
Mailing: 300 West Mill Street  
Phone: (423) 547-6441  
Fax: (423) 547-6442  
www.ElizabethtonTwins.com

Ballpark ..... Joe O'Brien Field (cap. 1,500)  
Field dimensions ..... LF-335, CF-414, RF-326  
Affiliation ..... Minnesota Twins (1974)  
Last CL title ..... 2008  
Last playoff appearance ..... 2011 (Lost in semifinals)  
2011 Record ..... 42-26  
2011 Attendance (Average) ..... 28,900 (850)

Ownership ..... Minnesota Twins  
Operated by ..... City of Elizabethton  
General Manager ..... Mike Mains  
Radio broadcaster ..... John Stevens  
Flagship station ..... WBEJ 1240-AM

Manager ..... Ray Smith  
Pitching Coach ..... Ivan Arteaga  
Hitting Coach ..... Jeff Reed  
Trainer ..... Ryan Hedwall  
Strength and Conditioning ..... Benn Fairbanks

Blue Jays hotel in Elizabethton ..... Holiday Inn  
101 West Springbrook Drive  
Johnson City, TN 37601  
Phone: (423) 282-4611

Distance from Bluefield to Elizabethton ..... 126 miles

### BLUE JAYS - TWINS 2012 SERIES

#### At Elizabethton

July 14 (Sat.) ..... TBA  
July 15 (Sun.) ..... TBA  
July 16 (Mon.) ..... TBA

#### At Bluefield

August 14 (Tue.) ..... 7:05  
August 15 (Wed.) ..... 7:05  
August 16 (Thu.) ..... 7:05

2011 Record vs. ELZ.... 2-4

## ELIZABETHTON TWINS - FINAL 2011 STATISTICS

### BATTING

Batter	AVG	G	AB	R	H	2B	3B	HR	RBI	BB	IBB	SO	SB	CS	OBP	SIG	OPS	E
Jhonatan Arias	.313	5	16	2	5	0	0	1	2	5	1	5	0	0	.476	.500	.976	1
Niko Goodrum	.275	59	204	39	56	10	3	2	20	21	0	56	8	1	.352	.382	.735	25
Matej Hejma	.225	27	89	12	20	3	0	1	8	6	0	30	0	1	.303	.292	.595	1
Brandon Henderson	.153	32	85	8	13	2	1	0	4	5	0	33	1	0	.217	.200	.417	2
Max Kepler	.262	50	191	29	50	11	3	1	24	23	0	54	1	1	.347	.366	.714	3
Matthew Koch	.273	12	44	6	12	6	0	2	9	5	0	13	0	0	.333	.545	.879	0
Tyler Koelling	.228	34	136	19	31	6	0	5	22	12	0	21	2	2	.291	.382	.673	0
Roy Larson	.202	28	94	8	19	5	0	1	16	6	0	34	0	1	.240	.287	.528	3
Nick Lockwood	.260	52	208	32	54	13	1	1	22	10	0	42	3	1	.314	.346	.660	2
Matt Parker	.277	31	112	18	31	6	0	2	10	9	0	19	0	0	.341	.384	.725	2
Adam Pettersen	.286	17	56	16	16	2	0	1	7	7	0	9	1	0	.388	.375	.763	3
Rory Rhodes	.261	43	157	21	41	12	1	2	15	22	0	72	2	3	.363	.389	.751	3
Jairo Rodriguez	.208	26	96	9	20	2	0	1	8	5	0	20	1	1	.257	.260	.518	4
Eddie Rosario	.337	67	270	71	91	9	9	21	60	27	2	60	17	6	.397	.670	1.068	2
Miguel Sano	.292	66	267	58	78	18	7	20	59	23	0	77	5	4	.352	.637	.988	26
Kennys Vargas	.322	44	174	27	56	11	0	6	33	15	0	50	0	0	.377	.489	.865	4
JaDamion Williams	.324	50	185	30	60	12	1	4	24	25	1	58	10	5	.406	.465	.871	2
<b>Team Total</b>	<b>.274</b>	<b>68</b>	<b>2384</b>	<b>405</b>	<b>653</b>	<b>128</b>	<b>26</b>	<b>71</b>	<b>343</b>	<b>226</b>	<b>4</b>	<b>653</b>	<b>51</b>	<b>26</b>	<b>.343</b>	<b>.439</b>	<b>.782</b>	<b>91</b>

### PITCHING

Pitcher	W	L	ERA	G	GS	CG	SH	SV	SVO	IP	H	R	ER	HR	HB	BB	SO	AVG
Nicholas Alloway	0	0	3.25	19	0	0	0	0	0	27.2	26	17	10	1	3	18	25	.260
Tim Atherton	3	0	1.50	6	4	0	0	0	0	24.0	14	4	4	3	2	5	29	.175
Matthew Bashore	0	0	3.24	12	3	0	0	0	0	16.2	13	8	6	2	1	8	15	.213
Madison Boer	2	1	2.60	15	0	0	0	9	9	17.1	13	5	5	1	0	2	31	.203
Bart Carter	2	0	1.42	6	0	0	0	0	1	12.2	8	3	2	0	0	2	24	.174
Derek Christensen	5	2	2.84	19	6	0	0	0	2	57.0	43	22	18	6	7	26	61	.207
Cesar Ciurcina	2	5	9.35	16	4	0	0	1	2	34.2	51	42	36	7	6	22	29	.342
Steven Evans	3	1	1.54	21	0	0	0	0	1	23.1	15	6	4	0	2	11	24	.188
Steven Gruver	1	0	3.45	23	0	0	0	1	3	31.1	30	13	12	1	3	10	32	.252
Pedro Guerra	2	1	3.70	10	6	0	0	0	0	41.1	42	20	17	4	4	7	41	.266
David Hurlbut	3	6	4.50	13	12	0	0	0	0	66.0	82	39	33	7	2	12	51	.300
Garrett Jewell	0	0	7.36	8	0	0	0	0	0	7.1	11	10	6	2	1	4	2	.333
Cole Johnson	1	1	2.14	12	0	0	0	1	1	21.0	19	10	5	1	0	8	22	.247
Tyler Jones	0	0	12.86	4	1	0	0	0	0	7.0	16	10	10	2	1	2	8	.432
Corey Kimes	0	0	3.38	5	0	0	0	0	0	5.1	5	5	2	0	1	6	6	.250
Marcus Limon	3	1	4.26	5	5	0	0	0	0	25.1	24	13	12	5	1	9	19	.258
Justin Parker	0	2	6.87	7	4	0	0	0	0	18.1	29	19	14	6	1	3	10	.358
Tim Shibuya	8	2	3.30	13	13	0	0	0	0	73.2	70	32	27	7	3	11	70	.249
Sam Spangler	0	0	4.50	5	0	0	0	1	1	10.0	10	5	5	1	1	4	12	.263
Matthew Summers	1	1	0.87	20	0	0	0	6	7	20.2	11	2	2	0	1	5	36	.153
Todd Van Steensel	5	2	5.68	13	10	0	0	0	0	57.0	60	40	36	10	3	17	58	.263
Corey Williams	1	1	3.86	7	0	0	0	1	1	11.2	12	6	5	0	1	5	11	.261
<b>Team Total</b>	<b>42</b>	<b>26</b>	<b>3.96</b>	<b>68</b>	<b>68</b>	<b>0</b>	<b>7</b>	<b>20</b>	<b>28</b>	<b>609.1</b>	<b>604</b>	<b>331</b>	<b>268</b>	<b>66</b>	<b>45</b>	<b>197</b>	<b>616</b>	<b>.258</b>

Last Blue Jays sweep  
Not since MiLB digital  
records began in  
2005

Last Twins sweep  
at BLU:  
Aug 25-27, 2011  
at ELZ:  
June 17-19, 2008

### Affiliate History

Red Sox 1937-40  
Dodgers 1941  
Cubs 1945-48  
Phillies 1951  
Twins 1974-



# APPALACHIAN LEAGUE

## GREENEVILLE ASTROS

### TEAM INFORMATION & PERSONNEL

Ballpark ..... Pioneer Park (cap. 2,572)  
 Field dimensions ..... LF-331, CF-400, RF-331  
 Affiliation ..... Houston Astros (2004)  
 Last CL title ..... 2004  
 Last playoff appearance ..... 2004 (Won championship)  
 2011 Record ..... 25-43  
 2011 Attendance (Average) ..... 45,015 (1,364)

Ownership ..... Houston Astros  
 General Manager ..... David Lane  
 Radio broadcaster ..... Steve Wilhoit  
 Flagship station ..... GreenvilleAstros.com

Manager ..... Omar Lopez  
 Pitching Coach ..... Hector Mercado  
 Hitting Coach ..... Cesar Cedeno  
 Trainer ..... Corey O'Brien  
 Strength and Conditioning ..... Evan Owens

Blue Jays hotel in Greenville ..... Jameson Inn  
 3160 East Andrew Johnson Highway  
 Greenville, TN 37745  
 Phone: (423) 638-7511

Distance from Bluefield to Greenville ..... 142 miles



135 Shiloh Road  
 Greenville, TN 37743  
 P.O. Box 5192

Phone: (423) 638-0411  
 Fax: (423) 638-9450

www.GreenvilleAstros.com

### BLUE JAYS - ASTROS 2012 SERIES

#### At Bluefield

July 29 (Sun.) ..... 6:05  
 July 30 (Mon.) ..... 7:05  
 July 31 (Tue.) ..... 7:05

#### At Greenville

August 26 (Sun.) ..... 7:05  
 August 27 (Mon.) ..... 7:05  
 August 28 (Tue.) ..... 7:05

2011 Record vs. GRN... 3-3

### GREENEVILLE ASTROS - FINAL 2011 STATISTICS

#### BATTING

Batter	AVG	G	AB	R	H	2B	3B	HR	RBI	BB	IBB	SO	SB	CS	OBP	SIG	OPS	E
Luis Alvarez	.271	38	133	14	36	6	1	2	10	12	0	19	1	3	.353	.376	.729	9
Jean Batista	.333	12	45	6	15	3	0	2	11	1	0	13	0	1	.348	.533	.881	4
Chase Davidson	.335	43	161	33	54	13	2	11	44	24	0	51	8	1	.426	.646	1.071	0
Ernesto Genoves	.280	38	125	23	35	9	1	4	21	12	0	29	0	1	.375	.464	.839	4
Kellen Kilsgaard	.167	8	30	4	5	1	0	0	1	4	0	8	0	0	.265	.200	.465	0
Joshua Magee	.283	53	184	28	52	9	0	2	19	16	0	36	16	9	.346	.364	.710	21
Jose Manzon	.200	53	170	27	34	7	1	0	10	25	0	51	7	1	.327	.253	.580	4
Chan Moon	.207	43	140	19	29	3	3	1	12	16	0	51	3	1	.302	.293	.595	9
Cristian Moronta	.242	13	33	3	8	2	0	0	0	0	0	6	0	0	.242	.303	.545	3
Ariel Ovando	.235	44	170	16	40	10	3	2	30	12	0	51	0	0	.283	.365	.647	7
Darwin Rivera	.224	57	205	23	46	9	0	4	26	13	0	51	0	2	.275	.327	.602	30
Ronald Sanchez	.167	24	72	7	12	1	0	0	3	9	0	23	0	0	.259	.181	.440	2
Jordan Scott	.337	60	246	41	83	12	3	1	31	19	3	37	11	5	.388	.423	.811	5
Ruben Sosa	.248	39	129	25	32	6	1	0	17	22	0	27	12	3	.364	.310	.674	3
Alex Todd	.159	33	107	13	17	6	0	0	11	12	1	23	0	1	.287	.215	.502	13
Jose Vargas	.149	27	94	7	14	6	0	1	10	4	0	26	0	0	.206	.245	.451	2
Jesse Wierzbicki	.265	45	162	23	43	12	1	5	28	22	0	44	3	0	.358	.444	.802	6
Garen Wright	.253	25	87	14	22	4	1	1	9	5	0	20	8	2	.309	.356	.665	1
<b>Team Total</b>	<b>.252</b>	<b>68</b>	<b>2293</b>	<b>326</b>	<b>577</b>	<b>119</b>	<b>17</b>	<b>36</b>	<b>293</b>	<b>838</b>	<b>4</b>	<b>566</b>	<b>69</b>	<b>30</b>	<b>.330</b>	<b>.365</b>	<b>.696</b>	<b>131</b>

Last Blue Jays sweep  
 at BLU: (2 games)  
 Aug 26-27, 2007  
 at GVL:  
 Aug 4-6, 2009

Last Astros sweep  
 Not since MiLB digital  
 records began in  
 2005

#### Affiliate History

Cubs 1938  
 Indians 1939  
 Cubs 1940  
 Braves 1942  
 Astros 2004-

#### PITCHING

Pitcher	W	L	ERA	G	GS	CG	SH	SV	SVO	IP	H	R	ER	HR	HB	BB	SO	AVG
Ricardo Batista	3	4	4.73	12	12	0	0	0	0	53.1	49	31	28	2	5	34	47	.247
Jamaine Cotton	4	1	5.45	9	5	0	0	1	1	34.2	46	22	21	2	0	11	27	.319
Zachary Dando	1	3	4.91	19	0	0	0	3	4	33.0	23	21	18	3	3	10	35	.187
Danilo Del Rio	1	2	5.40	17	2	0	0	0	0	41.2	52	34	25	1	6	19	17	.302
Adrian Houser	1	2	4.56	6	6	0	0	0	0	25.2	25	16	13	1	0	15	19	.258
Mark Jones	0	0	6.75	16	0	0	0	0	0	24.0	31	22	18	3	2	14	20	.298
Christopher Lee	1	5	5.18	13	13	0	0	0	0	48.2	53	34	28	4	2	34	47	.279
Steve Martin	2	0	6.00	16	0	0	0	1	4	24.0	23	18	16	5	2	10	18	.250
Jeremiah Meiners	2	3	2.90	20	0	0	0	1	3	40.1	34	19	13	1	2	10	42	.218
Juan Mojica	0	0	0.00	1	0	0	0	0	0	1.0	0	0	0	0	0	0	1	.000
Luis Ordosgoitti	2	4	4.50	9	7	0	0	0	0	44.0	47	29	22	2	5	7	42	.270
Jose Perdomo	0	4	9.00	5	5	0	0	0	0	18.0	33	22	18	4	0	8	21	.379
Tyson Perez	2	5	5.07	13	13	0	0	0	0	55.0	62	37	31	10	1	13	49	.281
James Propst	1	3	5.71	17	1	0	0	1	2	34.2	39	28	22	2	1	10	37	.267
Rodney Quintero	0	1	5.97	16	0	0	0	0	1	28.2	28	28	19	3	13	16	32	.246
Francis Ramirez	1	1	2.89	4	4	0	0	0	0	18.2	12	7	6	1	5	2	11	.182
Paris Shewey	1	5	9.82	20	0	0	0	3	6	22.0	35	24	24	6	0	7	21	.357
Matison Smith	2	0	2.65	21	0	0	0	3	4	34.0	40	16	10	3	2	9	45	.286
Scott Zuloaga	1	0	6.14	24	0	0	0	0	2	14.2	18	11	10	0	2	7	19	.286
<b>Team Total</b>	<b>25</b>	<b>43</b>	<b>5.12</b>	<b>68</b>	<b>68</b>	<b>0</b>	<b>2</b>	<b>13</b>	<b>27</b>	<b>596.0</b>	<b>650</b>	<b>419</b>	<b>339</b>	<b>53</b>	<b>51</b>	<b>236</b>	<b>550</b>	<b>.272</b>

# APPALACHIAN LEAGUE

## JOHNSON CITY CARDINALS

### TEAM INFORMATION & PERSONNEL



111 Legion Street  
Johnson City, TN 37601  
P.O. Box 179 (Zip 37605)  
Phone: (423) 461-4866  
Fax: (423) 461-4864  
www.JCCardinals.com

**Ballpark** .....Howard Johnson Field at Cardinal Park (cap. 2,500)  
**Field dimensions** .....LF-320, CF-410, RF-320  
**Affiliation** .....St. Louis Cardinals (1975)  
**Last Cl title** .....2011  
**Last playoff appearance** .....2011 (Won championship)  
**2011 Record** .....45-23  
**2011 Attendance (Average)** .....25,961 (764)

**Ownership** .....St. Louis Cardinals  
**Operated by** .....Johnson City Sports Foundation  
**President** .....Lee Sowers  
**General Manager** .....Chuck Arnold  
**Radio broadcaster** .....Keith Brake  
**Flagship station** .....JCCardinals.com

**Manager** .....Oliver Marmol  
**Pitching Coach** .....Doug White  
**Hitting Coach** .....Ramon Ortiz  
**Trainer** .....Dan Martin  
**Strength and Conditioning** .....Rachel Balkovec

**Blue Jays hotel in Johnson City** .....Holiday Inn  
101 West Springbrook Drive  
Johnson City, TN 37601  
Phone: (423) 282-4611  
**Distance from Bluefield to Johnson City** .....141 miles

### BLUE JAYS - CARDINALS 2012 SERIES

#### At Bluefield

June 22 (Fri.) ..... 7:05  
June 23 (Sat.) ..... 7:05  
June 24 (Sun.) ..... 6:05

#### At Johnson City

August 1 (Wed.) ..... TBD  
August 2 (Thu.) ..... TBD  
August 3 (Fri.) ..... TBD

2011 Record vs. JC ..... 3-3

## JOHNSON CITY CARDINALS - FINAL 2011 STATISTICS

### BATTING

Batter	AVG	G	AB	R	H	2B	3B	HR	RBI	BB	IBB	SO	SB	CS	OBP	SIG	OPS	F
Gary Apelian	.298	55	225	35	67	20	1	8	45	13	0	46	3	0	.343	.502	.845	3
David Bergin	.284	19	67	11	19	4	0	1	10	3	0	21	0	0	.324	.388	.712	2
Kolby Byrd	.233	37	150	11	35	8	1	1	15	5	0	36	0	0	.253	.320	.573	2
Ronald Castillo	.245	47	143	25	35	7	4	2	14	9	0	45	4	2	.303	.392	.695	7
Roberto De La Cruz	.264	59	227	39	60	15	0	16	47	7	0	57	0	1	.299	.542	.841	12
Anthony Garcia	.308	51	182	38	56	14	4	6	31	21	1	36	4	1	.407	.527	.935	4
Hector Garcia	.262	17	61	10	16	5	0	2	8	2	0	12	0	0	.292	.443	.735	1
Jonathan Keener	.250	27	92	10	23	2	0	4	12	4	0	19	0	1	.289	.402	.691	0
Trevor Martin	.333	1	3	1	1	0	0	0	0	1	1	2	0	0	.500	.333	.833	1
Jesus Montero	.276	29	98	12	27	7	0	0	11	9	1	32	1	0	.339	.347	.686	10
Neal Pritchard	.249	54	177	31	44	9	0	4	33	22	0	34	1	0	.346	.367	.713	6
Tyler Rahmatulla	.314	58	220	49	69	27	3	6	39	26	0	38	5	3	.390	.545	.935	8
Steven Ramos	.274	60	248	45	68	12	3	2	25	8	0	59	19	5	.299	.371	.670	1
Charlie Tilson	.467	4	15	2	7	2	0	0	4	1	0	1	0	0	.500	.600	1.100	2
Breyvic Valera	.397	19	73	16	29	4	1	0	8	5	0	9	7	5	.430	.479	.910	4
David Washington	.248	55	202	33	50	12	3	9	27	23	0	64	4	1	.329	.470	.799	4
Matthew Williams	.293	59	229	47	67	19	1	6	25	27	0	45	20	2	.382	.463	.845	18
<b>Team Total</b>	<b>.279</b>	<b>68</b>	<b>2412</b>	<b>415</b>	<b>673</b>	<b>167</b>	<b>21</b>	<b>67</b>	<b>354</b>	<b>186</b>	<b>3</b>	<b>556</b>	<b>68</b>	<b>21</b>	<b>.339</b>	<b>.449</b>	<b>.788</b>	<b>92</b>

### PITCHING

Pitcher	W	L	ERA	G	GS	CG	SH	SV	SVO	IP	H	R	ER	HR	HB	BB	SO	AVG
Juan Bautista	0	0	6.00	2	1	0	0	0	0	6.0	6	4	4	2	5	0	7	.286
Logan Billbrough	3	0	1.72	23	0	0	0	0	5	6	31.1	27	7	6	0	1	6	.231
Eric Binder	0	0	0.00	3	0	0	0	1	1	2.2	0	0	0	0	2	1	3	.000
Roberto Canache	3	1	2.40	21	0	0	0	1	2	30.0	29	8	8	2	1	6	32	.248
Chris Constantino	0	0	0.00	3	0	0	0	0	0	6.0	3	0	0	0	1	1	7	.143
Brandon Creath	1	0	0.00	1	0	0	0	0	0	2.0	0	0	0	0	0	0	3	.000
Manuel De La Cruz	0	0	0.00	9	0	0	0	1	1	8.0	3	4	0	0	0	1	11	.103
Benjamin Freeman	4	3	5.11	11	11	1	1	0	0	49.1	53	34	28	3	4	23	47	.279
Nicholas Gillung	1	0	1.73	12	2	0	0	0	0	26.0	20	5	5	0	1	9	25	.211
Kyle Hald	7	0	1.84	11	7	0	0	1	1	53.2	34	14	11	5	1	12	63	.178
Eduardo Hiraldo	2	3	3.71	11	11	0	0	0	0	60.2	60	33	25	10	3	16	50	.261
Tyrell Jenkins	4	2	3.86	11	11	0	0	0	0	56.0	63	33	24	3	3	13	55	.296
Jonathan Keener	0	1	18.00	1	0	0	0	0	0	1.0	1	3	2	2	0	0	0	1.500
Joshua Lucas	4	1	4.00	8	8	0	0	0	0	45.0	57	22	20	6	2	9	25	.308
Tyler Melling	0	0	5.40	1	1	0	0	0	0	5.0	6	3	3	1	0	0	3	.316
Tyler Mills	2	1	6.84	20	0	0	0	2	4	26.1	30	21	20	6	2	19	18	.297
Dyllon Nuernberg	2	2	5.23	21	0	0	0	2	3	32.2	29	23	19	2	5	15	33	.232
Jose Pasen	4	4	4.45	11	11	0	0	0	0	60.2	58	39	30	6	3	17	51	.252
Willy Paulino	0	0	0.00	1	0	0	0	1	1	2.0	0	0	0	0	0	1	4	.000
Matt Rein	2	1	3.60	15	0	0	0	0	2	20.0	23	12	8	0	0	10	26	.284
Michael Santana	1	1	1.45	21	0	0	0	1	1	31.0	23	6	5	1	2	9	27	.202
Ryan Sherriff	2	2	4.54	9	5	0	0	0	0	33.2	38	18	17	4	0	8	24	.297
Heath Wyatt	3	1	3.24	23	0	0	0	8	10	25.0	22	11	9	1	2	7	30	.237
<b>Team Total</b>	<b>45</b>	<b>23</b>	<b>3.58</b>	<b>68</b>	<b>68</b>	<b>1</b>	<b>3</b>	<b>23</b>	<b>32</b>	<b>614.0</b>	<b>587</b>	<b>299</b>	<b>244</b>	<b>52</b>	<b>39</b>	<b>183</b>	<b>583</b>	<b>.252</b>

Last Blue Jays sweep  
at BLU: (2 games)  
June 23-24, 2007  
at JC: (2 games)  
Aug 12-13, 2007

Last Cardinals sweep  
at BLU:  
July 7-9, 2010

### Affiliate History

Cardinals 1938-55  
Phillies 1957-60  
Cardinals 1961  
Yankees 1964-74  
Cardinals 1975-

# APPALACHIAN LEAGUE

## KINGSPORT METS



800 Granby Road  
Kingsport, TN 37665  
P.O. Box 1128 (Zip 37662)  
Phone: (423) 378-3744  
Fax: (423) 392-8538  
www.KMets.com

### TEAM INFORMATION & PERSONNEL

**Ballpark** ..... Hunter Wright Stadium (cap. 2,500)  
**Field dimensions** ..... LF-330, CF-410, RF-330  
**Affiliation** ..... New York Mets (1984)  
**Last CL title** ..... 1995  
**Last playoff appearance** ..... 1996 (Lost in championship)  
**2011 Record** ..... 39-29  
**2011 Attendance (Average)** ..... 31,988 (941)

**Ownership** ..... S & H Baseball, LLC  
**President** ..... Rick Spivey  
**General Manager** ..... Roman Stout  
**Radio broadcaster** ..... N/A  
**Flagship station** ..... KMets.com

**Manager** ..... Jose Leger  
**Pitching Coach** ..... Jonathan Hurst  
**Hitting Coach** ..... Yunir Garcia  
**Trainer** ..... N/A  
**Strength and Conditioning** ..... N/A

**Blue Jays hotel in Kingsport** ..... Jameson Inn  
3004 Bays Meadow Place  
Kingsport, TN 37660  
Phone: (423) 230-0534

**Distance from Bluefield to Kingsport** ..... 103 miles

### BLUE JAYS - METS 2012 SERIES

#### At Kingsport

June 28 (Thu.) ..... TBA  
June 29 (Fri.) ..... TBA  
June 30 (Sat.) ..... TBA

#### At Bluefield

August 23 (Thu.) ..... 7:05  
August 24 (Fri.) ..... 3:05  
August 25 (Sat.) ..... 7:05

2011 Record vs. KNG... 5-1

## KINGSPORT METS - FINAL 2011 STATISTICS

### BATTING

Batter	AVG	G	AB	R	H	2B	3B	HR	RBI	BB	IBB	SO	SB	CS	ORP	SLG	OPS	E
Dylan Brown	.268	33	56	10	15	5	1	1	5	25	0	20	0	1	.359	.446	.806	1
Tyler Carpenter	.273	5	11	1	3	0	0	1	1	0	0	3	0	0	.273	.545	.818	0
Jonathan Clark	.205	30	83	10	17	3	1	0	8	11	0	29	3	3	.313	.265	.578	0
Julio Concepcion	.299	60	241	32	72	15	3	2	33	6	1	46	4	1	.320	.411	.731	1
Yucarybert De La Cruz	.251	58	227	39	57	8	4	1	19	12	0	46	7	5	.293	.335	.628	10
Phillip Evans	.364	3	11	3	4	2	0	0	3	1	0	2	0	0	.417	.545	.962	2
Juan Carlos Gamboa	.256	19	78	12	20	4	0	3	10	6	0	15	4	2	.302	.423	.725	5
Jeffrey Glenn	.255	48	157	17	40	15	0	3	19	15	0	45	3	1	.326	.408	.733	5
Dustin Lawley	.284	57	232	37	66	17	3	9	43	14	0	48	5	5	.325	.500	.825	10
Carlos Leyva	.205	16	39	9	8	1	0	0	4	5	0	3	1	0	.289	.231	.520	1
Camden Maron	.318	58	201	38	64	8	1	3	24	38	3	34	4	2	.434	.413	.847	6
Nestor Moreno	.260	34	96	14	25	2	0	0	12	10	0	18	1	1	.333	.281	.615	8
Brandon Nimmo	.111	3	9	0	1	0	0	0	0	3	0	5	0	0	.333	.111	.444	0
Gregory Pron	.318	58	211	42	67	14	1	7	34	24	0	53	6	1	.389	.493	.882	0
Tillman Pugh	.252	39	123	14	31	7	1	3	19	13	0	39	6	2	.328	.398	.727	1
T.J. Rivera	.290	27	93	17	27	6	0	1	14	8	0	16	3	1	.353	.387	.740	3
Alexander Sanchez	.254	13	59	7	15	3	0	2	10	1	0	4	1	0	.267	.407	.673	5
Tant Shepherd	.241	40	137	29	33	10	1	3	15	13	0	29	3	1	.327	.394	.721	6
Luke Stewart	.234	42	137	25	32	6	2	6	28	21	0	43	2	1	.333	.438	.771	3
Miguel Tejada	.160	14	50	8	8	0	0	4	8	1	0	20	0	0	.192	.400	.592	9
Chad Zurcher	.283	38	113	21	32	6	0	0	11	16	0	11	5	3	.386	.336	.723	7
<b>Team Total</b>	<b>.269</b>	<b>68</b>	<b>2364</b>	<b>385</b>	<b>637</b>	<b>132</b>	<b>18</b>	<b>49</b>	<b>320</b>	<b>222</b>	<b>4</b>	<b>529</b>	<b>58</b>	<b>30</b>	<b>.338</b>	<b>.403</b>	<b>.741</b>	<b>98</b>

### PITCHING

Pitcher	W	L	ERA	G	GS	CG	SH	SV	SVO	IP	H	R	ER	HR	HB	BB	SO	AVG
Peter Birdwell	0	0	9.95	3	0	0	0	0	0	6.1	9	8	7	0	0	1	7	.321
Chasen Bradford	0	0	3.51	21	0	0	0	1	1	33.1	35	14	13	2	3	7	37	.271
Miller Diaz	1	1	5.35	9	6	0	0	1	1	33.2	39	21	20	1	6	21	22	.300
Dustin Emmons	2	0	3.78	17	1	0	0	0	0	33.1	39	20	14	2	3	10	21	.283
Dawrin Frias	1	2	2.25	20	0	0	0	2	4	24.0	20	9	6	2	5	12	23	.222
Jonathan Koutis	0	0	15.19	5	0	0	0	0	0	5.1	10	10	9	1	2	2	5	.400
Robert Lake	0	0	7.82	8	0	0	0	0	0	12.2	22	13	11	1	2	3	11	.379
Jacob Lugo	5	2	3.66	11	10	0	0	0	0	46.2	42	27	19	5	2	20	44	.235
Kenneth McDowall	2	1	3.00	4	8	0	0	0	1	15.0	12	5	5	1	0	6	10	.211
Bret Mitchell	5	1	2.95	7	7	0	0	0	0	39.2	24	15	13	2	3	12	38	.175
Rafael Montero	2	1	4.24	4	4	0	0	0	0	17.0	17	8	8	2	0	6	9	.258
Akeel Morris	3	2	3.86	11	11	1	0	0	0	51.1	30	28	22	5	3	38	61	.166
Mark Picca	1	1	3.70	18	0	0	0	1	1	24.1	22	16	10	5	0	5	23	.237
Hansel Robles	3	1	2.68	15	0	0	0	1	1	37.0	28	13	11	2	10	16	42	.211
Chad Sheppard	2	1	5.31	15	0	0	0	0	2	20.1	17	13	12	2	2	14	29	.221
Domingo Tapia	5	5	3.78	11	11	0	0	0	0	50.0	50	28	21	3	1	16	30	.258
Juan Urbina	4	6	5.95	12	12	0	0	0	0	56.0	68	43	37	9	4	20	49	.300
Brian Valenzuela	2	4	5.63	10	6	0	0	1	1	40.0	53	31	25	2	5	14	29	.314
Jared West	0	1	1.96	19	0	0	0	10	11	23.0	21	11	5	0	1	6	21	.239
Ernesto Yanez	1	0	0.40	11	0	0	0	2	3	22.1	16	2	1	1	0	4	14	.203
Gabriel Ynoa	0	0	4.50	2	0	0	0	1	1	8.0	6	4	4	4	0	0	6	.207
<b>Team Total</b>	<b>39</b>	<b>29</b>	<b>4.10</b>	<b>68</b>	<b>68</b>	<b>1</b>	<b>5</b>	<b>20</b>	<b>27</b>	<b>599.1</b>	<b>580</b>	<b>339</b>	<b>273</b>	<b>52</b>	<b>52</b>	<b>233</b>	<b>531</b>	<b>.251</b>

Last Blue Jays sweep

at BLU:  
July 15-17, 2011  
at KPT:  
June 26-28, 2009

Last Mets sweep  
at BLU:  
July 14-16, 2010  
at KPT: (2 games)  
June 27-28, 2007

### Affiliate History

Cubs 1938  
Dodgers 1942  
Senators 1943, 1946-47  
White Sox 1948  
Giants 1952  
Orioles 1957  
Pirates 1960-63  
Royals 1940  
Braves 1974-79  
Mets 1980-82, 1984-



## PRINCETON RAYS

### TEAM INFORMATION & PERSONNEL

**Ballpark** ..... H.P. Hunnicutt Field (cap. 1,950)  
**Field dimensions** ..... LF-330, CF-396, RF-330  
**Affiliation** ..... Tampa Bay Rays (1997)  
**Last CL title** ..... 1994 (as CIN affiliate)  
**Last playoff appearance** ..... 1998 (Lost in championship)  
**2011 Record** ..... 30-38  
**2011 Attendance (Average)** ..... 27,685 (814)  
**Ownership** ..... Princeton Baseball Association Inc.  
**President** ..... Mori Williams  
**General Manager** ..... Jim Holland  
**Radio broadcaster** ..... Kyle Cooper  
**Flagship station** ..... WMTD 102.3 FM  
**Manager** ..... Michael Johns  
**Pitching Coach** ..... Darwin Peguero  
**Hitting Coach** ..... Reinaldo Ruiz  
**Trainer** ..... Nick Flynn  
**Strength and Conditioning** ..... Dan Rousseau  
**Distance from Bluefield to Princeton** ..... 11 miles



**205 Old Bluefield Road**  
**Princeton, WV 24740**  
**P.O. Box 5646**  
**Phone: (304) 487-2000**  
**Fax: (304) 487-8762**  
**www.PrincetonRays.net**

### BLUE JAYS - RAYS 2012 SERIES

**At Bluefield**  
 July 17 (Tue.) ..... 7:05  
 July 18 (Wed.) ..... 7:05  
 July 19 (Thu.) ..... 7:05  
**At Princeton**  
 July 20 (Fri.) ..... 7:05  
**At Bluefield**  
 July 21 (Sat.) ..... 7:05  
**At Princeton**  
 July 26 (Thu.) ..... 7:05  
 July 27 (Fri.) ..... 7:05  
 July 28 (Sat.) ..... 7:05  
**At Princeton**  
 August 7 (Tue.) ..... 7:05  
 August 8 (Wed.) ..... 7:05  
 August 9 (Thu.) ..... 7:05  
 2011 Record vs. PRI ..... 7-4

## PRINCETON RAYS - FINAL 2011 STATISTICS

### BATTING

Batter	AVG	G	AB	R	H	2B	3B	HR	RBI	BB	IBB	SO	SB	CS	OBP	SLG	OPS	E
Ryan Brett	.300	61	240	42	72	22	5	3	24	26	1	24	21	3	.370	.471	.841	18
Joel Caminero	.330	48	188	25	62	9	6	3	22	5	0	38	6	7	.347	.489	.837	7
Jake DePew	.214	46	159	14	34	5	0	1	22	20	1	27	6	4	.293	.264	.558	3
Deshun Dixon	.211	56	199	22	42	8	4	5	20	14	0	49	5	3	.263	.367	.630	3
Felix Gonzalez	.289	32	90	9	26	3	1	0	6	4	0	18	3	1	.319	.344	.664	4
Jake Hager	.269	47	193	29	52	11	1	4	17	9	0	26	5	7	.305	.399	.704	8
Jonathan Kosco	.269	13	26	6	7	0	0	1	3	4	0	3	1	1	.441	.385	.826	2
Taylor Motter	.323	46	158	37	51	13	0	4	23	76	0	26	22	2	.436	.481	.917	14
Justin O'Conner	.157	48	178	18	28	8	0	9	29	17	0	78	4	1	.234	.354	.587	9
Junior Rodriguez	.280	33	100	16	28	7	0	6	14	53	15	28	0	0	.373	.530	.903	1
Joshua Sale	.210	60	214	24	45	11	3	4	15	23	2	41	4	3	.289	.346	.634	2
Cameron Seitzer	.285	64	221	30	63	14	0	11	42	43	1	46	6	3	.407	.498	.904	9
Ryan Terry	.226	36	115	20	26	5	1	1	13	6	0	33	4	0	.294	.313	.607	9
Drew Vetteson	.282	61	234	33	66	13	4	7	40	27	0	53	20	6	.357	.462	.819	3
<b>Team Total</b>	<b>.274</b>	<b>68</b>	<b>2384</b>	<b>405</b>	<b>653</b>	<b>128</b>	<b>26</b>	<b>71</b>	<b>343</b>	<b>226</b>	<b>4</b>	<b>653</b>	<b>51</b>	<b>26</b>	<b>.343</b>	<b>.439</b>	<b>.782</b>	<b>107</b>

Last Blue Jays sweep at BLU: Aug 9-11, 2011

Last Rays sweep at PRI: (2 games) Aug 30-31, 2010

### Affiliate History

Pirates 1988-89  
 PHI Co-op 1990  
 Reds 1991-96  
 Devil Rays 1997-2007  
 Rays 2008-

### PITCHING

Pitcher	W	L	ERA	G	GS	CG	SH	SV	SVO	IP	H	R	ER	HR	HB	BB	SO	AVG
Jeff Ames	4	2	7.12	11	5	0	0	1	2	30.1	40	25	24	4	0	7	39	.317
Shay Crawford	2	2	5.29	10	0	0	0	1	2	17.0	15	12	10	0	3	5	23	.227
Brandon Henderson	4	2	4.30	13	7	0	0	2	3	58.2	65	36	28	7	2	15	44	.278
Lucas Irvine	0	3	5.33	16	0	0	0	1	3	27.0	31	18	16	1	1	18	32	.287
Kevin James	1	2	7.91	11	0	0	0	0	1	19.1	20	19	17	0	2	27	14	.282
Marcus Jensen	1	6	4.32	14	0	0	0	3	3	41.2	32	23	20	6	4	11	39	.211
Ian Kendall	1	4	4.31	14	12	0	0	1	1	54.1	44	30	26	7	10	30	33	.224
David Kubiak	2	1	3.26	12	0	0	0	3	3	19.1	21	9	7	3	3	27	.273	
Reinaldo Lopez	2	4	3.66	14	6	0	0	1	1	51.2	59	32	21	3	2	15	28	.291
Jose Molina	1	1	2.55	13	1	0	0	1	1	42.1	32	17	12	5	1	20	44	.209
Eduar Quinonez	1	5	6.61	12	12	0	0	0	0	47.2	47	39	35	8	4	26	24	.266
Felipe Rivero	3	3	4.62	14	12	0	0	0	0	60.1	64	36	31	7	6	13	57	.264
Pedro Silvestre	4	0	4.01	15	0	0	0	0	2	33.2	35	23	15	7	2	14	29	.265
Garret Smith	0	0	0.82	10	0	0	0	4	4	11.0	8	1	1	0	0	5	5	.211
Matthew Spann	4	1	3.13	14	10	0	0	0	0	63.1	58	26	22	5	1	18	61	.239
Matthew Swiley	0	2	3.57	11	3	0	0	0	0	22.2	17	11	9	1	3	18	24	.202
<b>Team Total</b>	<b>30</b>	<b>38</b>	<b>4.36</b>	<b>68</b>	<b>68</b>	<b>0</b>	<b>1</b>	<b>18</b>	<b>26</b>	<b>600.1</b>	<b>588</b>	<b>357</b>	<b>291</b>	<b>64</b>	<b>44</b>	<b>245</b>	<b>523</b>	<b>.255</b>



# APPALACHIAN LEAGUE

## PULASKI MARINERS

### TEAM INFORMATION & PERSONNEL



**700 S. Washington Avenue**  
**Pulaski, VA 24301**  
**P.O. Box 676**  
**Phone: (540) 980-1070**  
**Fax: (540) 980-1850**  
**www.PulaskiMariners.net**

**Ballpark** ..... Calfee Park (cap. 2,250)  
**Field dimensions** ..... LF-335, CF-405, RF-310  
**Affiliation** ..... Seattle Mariners (2008)  
**Last CL title** ..... 1991 (as ATL affiliate)  
**Last playoff appearance** ..... 2010 (Lost in semifinals)  
**2011 Record** ..... 32-36  
**2011 Attendance (Average)** ..... 30,236 (889)

**Ownership** ..... Pulaski Baseball, Inc.  
**President** ..... Tom Compton  
**General Manager** ..... Abby Lyman

**Manager** ..... Jose Moreno  
**Pitching Coach** ..... Nasusel Cabrera  
**Hitting Coach** ..... Rafael Santo Domingo  
**Trainer** ..... Jeff Kahn  
**Strength and Conditioning** ..... Taylor Nakamura

**Distance from Bluefield to Pulaski** ..... 56 miles

### BLUE JAYS - MARINERS 2012 SERIES

#### At Bluefield

July 1 (Sun.) ..... 6:05  
 July 2 (Mon.) ..... 7:05  
 July 3 (Tue.) ..... 7:05

#### At Pulaski

July 11 (Wed.) ..... 7:00  
 July 12 (Thu.) ..... 7:00  
 July 13 (Fri.) ..... 7:00

#### At Bluefield

August 20 (Mon.) ..... 7:05  
 August 21 (Tue.) ..... 7:05  
 August 22 (Wed.) ..... 7:05

2011 Record vs. PUL ..... 6-3

## PULASKI MARINERS - FINAL 2011 STATISTICS

### BATTING

Batter	AVG	G	AB	R	H	2B	3B	HR	RBI	BB	IBB	SO	SB	CS	OBP	SLG	OPS	E
Jean Acevedo	.300	63	227	42	68	12	0	4	42	22	0	33	1	3	.369	.405	.774	15
Jamal Austin	.335	55	206	35	69	6	2	0	13	22	0	21	20	8	.405	.383	.789	2
Patrick Brady	.281	21	64	14	18	4	3	0	5	8	0	9	3	1	.370	.438	.807	1
Bryan Brito	.227	57	203	22	46	7	3	0	14	5	0	63	3	4	.245	.291	.536	21
Frankie Christian	.176	23	51	7	9	2	0	0	3	7	0	19	0	0	.276	.216	.492	0
Dillon Hazlett	.243	52	177	19	43	7	1	1	16	23	0	45	15	5	.332	.311	.642	11
Jose Hernandez	.202	29	89	9	18	1	0	3	10	5	0	20	0	0	.253	.315	.567	5
Hassiel Jimenez	.174	18	46	4	8	1	0	1	7	6	0	15	0	1	.296	.261	.557	2
Jordy Lara	.257	51	175	29	45	12	1	8	23	12	0	51	1	0	.311	.474	.785	8
Tyler Marlette	.156	12	45	4	7	2	0	0	2	0	0	13	0	0	.156	.200	.356	1
Alfredo Morales	.266	39	143	17	38	7	0	2	19	18	0	46	0	0	.353	.357	.710	3
Efrain Nunez	.291	44	148	23	43	6	4	6	23	13	0	47	3	2	.367	.507	.874	2
Daniel Paolini	.284	61	218	32	62	17	5	4	26	27	0	53	5	2	.378	.463	.841	10
Guillermo Pimentel	.265	65	245	33	65	10	0	11	46	15	1	73	4	1	.308	.441	.749	7
Kenneth Straus	.150	32	107	7	16	1	0	4	7	3	0	31	1	0	.188	.271	.459	5
David Villasuso	.240	32	104	11	25	5	1	3	14	5	0	30	0	1	.304	.394	.699	0
<b>Team Total</b>	<b>.258</b>	<b>68</b>	<b>2248</b>	<b>308</b>	<b>580</b>	<b>100</b>	<b>20</b>	<b>47</b>	<b>270</b>	<b>191</b>	<b>1</b>	<b>569</b>	<b>56</b>	<b>28</b>	<b>.325</b>	<b>.383</b>	<b>.708</b>	<b>105</b>

Last Blue Jays sweep  
at BLU:  
Aug 19-21, 2011

Last Mariners sweep  
at PUL:  
Aug 23-25, 2009

### Affiliate History

Dodgers 1947-49  
 Phillies 1952-55  
 Cubs 1957-58  
 Phillies 1969-75  
 BAL/PHI 1976  
 BAL/PHI/MIN/CLE 1977  
 Braves 1982-92  
 Rangers 1997-2002  
 Blue Jays 2003-06  
 Mariners 2008-

### PITCHING

Pitcher	W	L	ERA	G	GS	CG	SH	SV	SVO	IP	H	R	ER	HR	HB	BB	SO	AVG
David Colvin	2	1	0.81	11	1	0	0	0	0	22.1	22	5	2	0	2	8	24	.250
Benjamin Cornwell	1	2	3.25	13	2	0	0	0	0	27.2	24	15	10	1	3	11	27	.233
Joshua Corrales	2	0	0.96	7	0	0	0	1	1	9.1	4	1	1	1	0	4	12	.129
Jeremy Dobbs	0	1	6.16	16	0	0	0	1	2	30.2	41	28	21	1	0	17	32	.311
Roenis Elias	1	0	0.82	3	1	0	0	0	0	11.0	11	4	1	0	2	3	8	.262
Mayckol Guaibe	5	6	3.66	14	14	0	0	0	0	64.0	66	37	26	2	12	20	49	.262
Ambioris Hidalgo	1	3	4.98	11	11	0	0	0	0	43.1	52	29	24	3	6	22	40	.301
Kyle Hunter	1	2	1.61	10	1	0	0	0	0	22.1	23	6	4	1	0	3	31	.277
Seon Gi Kim	1	2	5.76	12	2	0	0	2	2	29.2	33	24	19	2	3	20	29	.287
Angel Raga	2	3	4.09	17	6	0	0	7	8	44.0	40	21	20	4	1	8	47	.255
Bo Reeder	1	1	4.56	16	0	0	0	0	2	25.2	28	19	13	2	1	12	22	.277
Leonardo Rodriguez	0	1	5.68	8	0	0	0	0	0	12.2	11	8	8	2	1	11	11	.239
Reynaldo Sabala	1	2	3.07	19	0	0	0	4	4	41.0	30	15	14	4	2	17	48	.203
Brett Shankin	0	3	6.67	16	0	0	0	0	0	28.1	25	29	21	1	3	18	20	.223
Robert Shore	0	1	3.06	11	0	0	0	0	1	17.2	20	10	6	1	1	7	21	.278
John Taylor	3	0	0.00	6	0	0	0	2	2	7.0	4	0	0	0	1	1	10	.154
Luke Taylor	3	2	8.87	13	12	0	0	0	0	44.2	59	45	44	8	1	29	28	.319
Dylan Unsworth	6	5	5.16	12	12	0	0	0	0	61.0	73	37	35	7	1	10	46	.294
Jose Valdivia	2	1	4.42	9	6	0	0	0	0	38.2	35	22	19	5	3	15	38	.243
<b>Team Total</b>	<b>32</b>	<b>36</b>	<b>4.46</b>	<b>68</b>	<b>68</b>	<b>0</b>	<b>2</b>	<b>17</b>	<b>22</b>	<b>581.0</b>	<b>601</b>	<b>355</b>	<b>288</b>	<b>45</b>	<b>43</b>	<b>236</b>	<b>543</b>	<b>.266</b>



**FRONT OFFICE**

**EXECUTIVES OFFICE**

Vice Chairman, Rogers Communications Inc. ....	Phil Lind
President, Rogers Media Inc. ....	Keith Pelley
President and CEO, Toronto Blue Jays & Rogers Centre .....	Paul Beeston
Senior Vice President, Baseball Operations and General Manager .....	Alex Anthopoulos
Senior Vice President, Business Operations.....	Stephen R. Brooks
Vice President, Special Projects .....	Howard Starkman
Special Assistant to the Organization .....	Roberto Alomar
Special Assistant to the Organization .....	Pat Hentgen
Executive Assistant to the President and CEO.....	Sue Cannell

**BASEBALL OPERATIONS**

Vice President, Baseball Operations and Assistant General Manager .....	Tony LaCava
Assistant General Manager .....	Jay Sartori
Special Assistant to the General Manager .....	Dana Brown
Consultant .....	Cito Gaston
Administrator, Baseball Operations .....	Heather Connolly
Baseball Information Analyst.....	Joe Sheehan
Executive Assistant to the GM .....	Anna Coppola
Head Trainer.....	George Poulis
Strength and Conditioning Coordinator.....	Bryan King
Video Operations.....	Robert Baumander
Director, Minor League Operations.....	Charlie Wilson
Director, Professional Scouting .....	Perry Minasian
Director, Amateur Scouting.....	Andrew Tinnish
Special Assistant, Latin American Operations.....	Ismael Cruz
Director, Dominican Republic.....	Jose Rosario
Director, Venezuela.....	Luis Marquez
Special Assistant, Amateur Scouting .....	Chuck LaMar
Coordinator, Amateur Scouting .....	Harry Einbinder
Director, Team Travel and Clubhouse Operations.....	Mike Shaw

**MINOR LEAGUE PERSONNEL**

Field Coordinator .....	Doug Davis
Senior Advisor .....	John Mallee
Roving Pitching Instructor .....	Dane Johnson
Roving Hitting Instructor.....	Anthony Iapoco
Roving Infield Instructor .....	Mike Mordecai
Roving Outfield & Baserunning Coordinator.....	Rich Miller
Rehab Pitching Coordinator.....	Rick Langford
Athletic Training Coordinator.....	Mike Frostad
Equipment Coordinator .....	Billy Wardlow
Rehab Coordinator .....	Jeff Stevenson
Strength & Conditioning Coordinator .....	Donovan Santas
Assistant, Strength & Conditioning .....	Chris Joyner
Coordinator, Minor League Administration .....	Joanna Nelson
Assistant, Latin American Administration .....	Blake Bentley
Assistant, Player Development.....	Mike Nielsen
Administrative Assistant.....	Kim Marsh

**COMMUNICATIONS**

Vice President, Communications.....	Jay Stenhouse
Manager, Baseball Information .....	Mal Romanin
Coordinator, Baseball Information .....	Erik Grosman
Coordinator, Communications .....	Sue Mallaban
Vice President, Marketing and Merchandising.....	Anthony Partpilo
Executive Assistant, Marketing .....	Maria Creswell
Director, Game Entertainment & Promotions .....	Marnie Starkman
Manager, Community Marketing & Player Relations .....	Holly Gentemann

**Rogers Centre**  
**1 Blue Jays Way, Suite 3200**  
**Toronto, ON M5V 1J1**

**Office: (416) 341-1000**  
**www.bluejays.com**

## BLUE JAYS

### 40-MAN ROSTER AS OF JUNE 15

PITCHERS	B/T	HT	WT	BORN	2011 CLUB(S)
Henderson Alvarez	R/R	6-1	210	04/18/90	Dunedin (A+)/New Hamp. (AA)/TORONTO
Chad Beck	R-R	6-4	255	01/17/85	Dunedin (A+)/NH (AA)/LV (AAA)/TORONTO
Joel Carreno	R-R	6-2	220	03/07/87	New Hampshire (AA)/TORONTO
Brett Cecil	R-L	6-1	215	07/02/86	Las Vegas (AAA)/TORONTO
Jesse Chavez	R-R	6-2	160	08/21/83	Omaha (AAA - KC)/KANSAS CITY
Robert Coello	R-R	6-5	250	11/23/84	Tennessee (AA - CHN)/Iowa (AAA - CHN)
Francisco Cordero	R-R	6-3	245	05/11/75	CINCINNATI
Evan Crawford	R-L	6-2	190	09/02/86	New Hampshire (AA)
Kyle Drabek	R-R	6-1	230	12/08/87	Las Vegas (AAA)/TORONTO
Jason Frasor	R-R	5-9	180	08/09/77	TORONTO/CHICAGO (AL)
Drew Hutchison	L-R	6-2	195	08/22/90	Dunedin (A+)/New Hampshire (AA)
Casey Janssen	R-R	6-3	225	09/17/81	New Hamp. (AA)/Las Vegas (AAA)/TORONTO
Aaron Laffey	L-L	6-0	220	04/15/85	SEATTLE/SWB (AAA - NYY)/TORONTO
Brandon Morrow	R-R	6-3	200	07/26/84	Dunedin (A+)/TORONTO
Darren Oliver	R-L	6-2	200	10/06/70	TEXAS
Luis Perez	L-L	6-0	210	01/20/85	Las Vegas (AAA)/TORONTO
Ricky Romero	R-L	6-0	220	11/06/84	TORONTO
Sergio Santos	R-R	6-3	240	07/04/83	CHICAGO (AL)
Carlos Villanueva	R-R	6-2	235	11/28/83	Dunedin (A+)/TORONTO

CATCHERS	B/T	HT	WT	BORN	2011 CLUB(S)
J.P. Arencibia	R-R	6-0	205	01/05/86	TORONTO
Travis d'Arnaud	R-R	6-2	195	02/10/89	New Hampshire (AA)
Jeff Mathis	R-R	6-0	200	03/31/83	LOS ANGELES (AL)

INFIELDERS	B/T	HT	WT	BORN	2011 CLUBS(S)
David Cooper	R-R	6-0	200	02/12/87	Las Vegas (AAA)/TORONTO
Edwin Encarnacion	R-R	6-2	230	01/07/83	TORONTO
Yunel Escobar	S-R	6-2	210	11/02/82	TORONTO
Yan Gomes	R-R	6-2	215	07/19/87	New Hampshire (AA)/Las Vegas (AAA)
Adeiny Hechavarria	L-R	5-11	180	04/15/89	New Hampshire (AA)/Las Vegas (AAA)
Kelly Johnson	R-R	6-1	200	02/22/82	ARIZONA/TORONTO
Brett Lawrie	L-L	6-0	215	01/18/90	Dunedin (A+)/Las Vegas (AAA)/TORONTO
Mike McCoy	L-R	5-9	175	04/02/81	Las Vegas (AAA)/TORONTO
Mike McDade	R-R	6-1	250	05/08/89	New Hampshire (AA)
Omar Vizquel	L-L	5-9	180	04/24/67	CHICAGO (AL)

OUTFIELDERS	B/T	HT	WT	BORN	2011 CLUB(S)
Jose Bautista	R-R	6-0	190	10/19/80	TORONTO
Rajai Davis	R-R	5-9	195	10/19/80	Dunedin (A+)/NH (AA)//TORONTO
Ben Francisco	R-R	6-1	185	10/23/81	PHILADELPHIA
Colby Rasmus	L-L	6-2	200	08/11/86	ST. LOUIS/TORONTO
Moises Sierra	R-R	6-0	225	09/24/88	New Hampshire (AA)
Travis Snider	L-L	6-0	235	02/02/88	Las Vegas (AAA)/TORONTO
Eric Thames	L-R	6-3	205	11/10/86	Las Vegas (AAA)/TORONTO

#### COACHING STAFF

Manager	John Farrell	Bench Coach	Don Wakamatsu
Hitting Coach	Dwayne Murphy	Bullpen Coach	Pete Walker
Pitching Coach	Bruce Walton	Bullpen Catcher	Alex Andreopoulos
First Base Coach	Torey Lovullo	Coach	Luis Rivera
Third Base Coach	Brian Butterfield	Head Athletic Trainer	George Poulis



# BLUE JAYS INFORMATION

## TORONTO BLUE JAYS



### Major League Baseball American League

Rogers Centre (cap. 51,517)  
1 Blue Jays Way Suite 3200  
Toronto, ON M5V 1J1  
Phone: (416) 341-1000  
www.BlueJays.com



#### 2012 COACHING STAFF & TEAM PERSONNEL

**Manager** ..... **John Farrell**  
**Pitching Coach** ..... **Bruce Walton**  
**Hitting Coach** ..... **Dwayne Murphy**  
**Trainer** ..... **George Poulis**  
**General Manager** ..... **Alex Anthopoulos**  
**Media Contact** ..... **Jay Stenhouse**

#### 2011 TORONTO BLUE JAYS AMERICAN LEAGUE STANDINGS EAST DIVISION

TEAM	W	L	PCT	GB
New York	97	65	.599	--
Tampa Bay	91	71	.562	6.0
Boston	90	72	.556	7.0
Toronto	81	81	.500	16.0
Baltimore	69	93	.426	28.0

#### 2011 TEAM LEADERS

(\*\*\*Min. 502 TPA or 162 IP)

**\*AVG:** .302, Jose Bautista  
**HR:** 43, Jose Bautista  
**RBI:** 103, Jose Bautista  
**RUNS:** 105, Jose Bautista  
**HITS:** 155, Jose Bautista  
**2B:** 36, Edwin Encarnacion  
**3B:** 6, Rajai Davis  
**SB:** 34, Rajai Davis  
**GAMES:** 149, Jose Bautista

**W:** 15, Ricky Romero  
**L:** 11, Brandon Morrow & Ricky Romero  
**SV:** 17, Frank Francisco  
**\*ERA:** 2.92, Ricky Romero  
**IP:** 225.0, Ricky Romero  
**SO:** 203, Brandon Morrow  
**GAMES:** 67, Shawn Camp  
**STARTS:** 32, Ricky Romero  
**CG:** 4, Ricky Romero

There was a changing of the guard in Toronto in 2011 as Cito Gaston, who led the Jays to their two championships in 1992 and 1993, stepped aside and John Farrell took over as manager.

Farrell had spent the previous four years as the Boston Red Sox pitching coach and he was then tasked with guiding an up-and-coming team through the treacherous American League East.

The Jays went 81-81 and although they were in the top half of the league, they only finished fourth in their division behind the mighty Yankees, Rays and Red Sox.

Jose Bautista showed that his breakout 2010 season was no fluke. He led the majors in homers for the second straight year with 43 and he also led all hitters in walks (132), slugging (.608), OPS (1.056) and OPS+ (180). He finished just one point behind Miguel Cabrera's .448 for the on base percentage crown as well. He came in third in the American League Most Valuable Player voting behind Detroit pitcher Justin Verlander and Red Sox center fielder Jacoby Ellsbury.

Ricky Romero's 2.92 ERA was the sixth-lowest in the Junior Circuit and the best among left-handers. His fellow rotation mate Brandon Morrow was the only pitcher in the AL to have a strikeouts-per-nine ratio in double digits (10.19).

There were other positives with young players. Third baseman Brett Lawrie burst onto the scene and wowed during a 43-game stint, hitting .293 with nine home runs. Catcher J.P. Arencibia hit 23 homers in his rookie year.



# BLUE JAYS INFORMATION

## TORONTO BLUE JAYS - FINAL 2011 STATISTICS

### BATTING

Batter	AVG	G	AB	R	H	2B	3B	HR	RBI	BB	IBB	SO	SB	CS	OBP	SLG	OPS	E
J.P. Arencibia	.219	129	443	47	97	20	4	23	78	36	3	133	1	1	.282	.438	.720	6
Jose Bautista	.302	149	513	105	155	24	2	43	103	132	24	111	9	5	.447	.608	1.056	8
David Cooper	.211	27	71	9	15	7	0	2	12	7	0	14	0	0	.284	.394	.678	4
Rajai Davis	.238	95	320	44	76	21	6	1	29	15	0	63	34	11	.273	.350	.623	2
Edwin Encarnacion	.272	134	481	70	131	36	0	17	55	43	2	77	8	2	.334	.453	.787	12
Yunel Escobar	.290	133	513	77	149	24	3	11	48	61	1	70	3	3	.369	.413	.782	14
Aaron Hill	.225	104	396	38	89	15	1	6	45	23	1	53	16	3	.270	.313	.584	7
Kelly Johnson	.270	33	115	16	31	4	2	3	9	16	0	31	3	3	.364	.417	.781	4
Brett Lawrie	.293	43	150	26	44	8	4	9	25	16	1	31	7	1	.373	.580	.953	6
Adam Lind	.251	125	499	56	125	16	0	26	87	32	4	107	1	1	.295	.439	.734	4
Adam Loewen	.188	14	32	4	6	1	0	1	4	3	0	13	0	0	.297	.313	.610	3
Darin Mastroianni	.000	1	2	0	0	0	0	0	0	0	0	1	0	0	.000	.000	.000	0
Mike McCoy	.198	80	197	26	39	8	0	2	10	25	1	41	12	2	.291	.269	.561	5
John McDonald	.250	65	168	19	42	8	1	2	20	8	0	18	2	4	.285	.345	.630	3
Jose Molina	.281	55	171	19	48	12	1	3	15	15	0	44	2	1	.342	.415	.757	1
Jayson Nix	.169	46	136	15	23	5	1	4	16	12	1	42	4	1	.245	.309	.554	3
Corey Patterson	.252	89	317	44	80	16	3	6	33	15	1	65	13	8	.287	.379	.665	0
Colby Rasmus	.173	35	133	14	23	10	0	3	13	5	0	39	0	0	.201	.316	.517	3
Juan Rivera	.243	70	247	22	60	11	0	6	28	22	1	41	3	2	.305	.360	.666	1
Travis Snider	.225	49	187	23	42	14	0	3	30	11	1	56	9	3	.269	.348	.616	3
Mark Teahen	.190	27	42	3	8	1	0	1	3	4	0	17	0	0	.261	.286	.547	0
Eric Thames	.262	95	362	58	95	24	5	12	37	23	0	88	2	1	.313	.456	.769	2
Dewayne Wise	.125	20	32	4	4	0	1	2	2	0	0	15	2	0	.125	.375	.500	2
Chris Woodward	.000	11	10	3	0	0	0	0	0	0	0	4	0	0	.000	.000	.000	0
<b>Team Total</b>	<b>.249</b>	<b>162</b>	<b>5559</b>	<b>743</b>	<b>1384</b>	<b>285</b>	<b>34</b>	<b>186</b>	<b>704</b>	<b>525</b>	<b>41</b>	<b>1184</b>	<b>131</b>	<b>52</b>	<b>.317</b>	<b>.413</b>	<b>.730</b>	<b>110</b>

### PITCHING

Pitcher	W	L	ERA	G	GS	CG	SH	SV	SVO	IP	H	R	ER	HR	HB	BB	SO	AVG
Henderson Alvarez	1	3	3.53	10	10	0	0	0	0	63.2	64	26	25	8	4	8	40	.262
Chad Beck	0	0	0.00	3	0	0	0	0	0	2.1	1	0	0	0	0	0	3	.125
Shawn Camp	6	3	4.21	67	0	0	0	1	4	66.1	79	36	31	3	6	22	32	.303
Joel Carreno	1	0	1.15	11	0	0	0	0	0	15.2	11	2	2	1	0	4	14	.200
Brett Cecil	4	11	4.73	20	20	2	1	0	0	123.2	122	68	65	22	6	42	87	.256
Octavio Dotel	2	1	3.68	36	0	0	0	1	1	29.1	20	13	12	5	2	12	30	.187
Kyle Drabek	4	5	6.06	18	14	0	0	0	0	78.2	87	54	53	10	1	55	51	.289
Danny Farquhar	0	0	13.50	3	0	0	0	0	0	2.0	4	4	3	0	0	2	1	.500
Frank Francisco	1	4	3.55	54	0	0	0	17	21	50.2	49	21	20	7	0	18	53	.246
Jason Frasor	2	1	2.98	44	0	0	0	0	2	42.1	38	15	14	4	2	15	37	.244
Casey Janssen	6	0	2.26	55	0	0	0	2	4	55.2	47	14	14	2	2	14	53	.228
Wil Ledezma	0	0	15.00	5	0	0	0	0	0	6.0	11	10	10	1	0	7	6	.393
Rommie Lewis	0	0	9.00	6	0	0	0	0	0	5.0	12	8	5	1	2	2	5	.444
Jesse Litsch	6	3	4.44	28	8	0	0	1	2	75.0	69	40	37	10	3	28	66	.245
Mike McCoy	0	0	0.00	1	0	0	0	0	0	1.0	0	0	0	0	0	0	0	.000
Dustin McGowan	0	2	6.43	5	4	0	0	0	0	21.0	20	15	15	4	1	13	20	.247
Trever Miller	0	0	4.91	6	0	0	0	0	1	3.2	6	2	2	1	0	2	2	.375
Brad Mills	1	2	9.82	5	4	0	0	0	0	18.1	23	20	20	4	2	12	18	.299
Brandon Morrow	11	11	4.72	30	30	0	0	0	0	179.1	162	103	94	21	12	69	203	.237
Luis Perez	3	3	5.12	37	4	0	0	0	2	65.0	74	40	37	9	5	27	54	.287
David Purcey	0	0	11.57	5	0	0	0	0	0	2.1	3	3	3	0	0	4	3	.300
Jon Rauch	5	4	4.85	53	0	0	0	11	16	52.0	56	28	28	11	1	14	36	.269
Jo-Jo Reyes	5	8	5.40	20	20	1	0	0	0	110.0	140	78	66	14	6	35	64	.306
Scott Richmond	0	0	0.00	1	0	0	0	0	0	0.1	0	0	0	0	0	0	0	.000
Ricky Romero	15	11	2.92	32	32	4	2	0	0	225.0	176	85	73	26	14	80	178	.216
Marc Rzepczynski	2	3	2.97	43	0	0	0	0	3	39.1	28	16	13	2	3	15	33	.201
Zach Stewart	0	1	4.86	3	3	0	0	0	0	16.2	26	9	9	2	1	5	10	.382
Brian Tallet	0	1	54.00	1	0	0	0	0	1	0.1	2	2	2	0	0	2	1	.667
Carlos Villanueva	6	4	4.04	33	13	0	0	0	1	107.0	103	49	48	11	4	32	68	.251
P.J. Walters	0	0	0.00	1	0	0	0	0	0	1.0	0	0	0	0	0	1	1	.000
<b>Team Total</b>	<b>81</b>	<b>81</b>	<b>4.32</b>	<b>162</b>	<b>162</b>	<b>7</b>	<b>10</b>	<b>33</b>	<b>58</b>	<b>1458.2</b>	<b>1433</b>	<b>761</b>	<b>700</b>	<b>179</b>	<b>77</b>	<b>540</b>	<b>1169</b>	<b>.256</b>

# BLUE JAYS AFFILIATES

## LAS VEGAS 51S



**Class Triple- A**  
**Pacific Coast League**  
 Cashman Field (cap. 9,334)  
 850 Las Vegas Blvd. North  
 Las Vegas, NV 89101  
 Phone: (702) 943-7200  
 www.LV51.com



### PACIFIC COAST LEAGUE

#### 2011 LAS VEGAS 51S

#### PACIFIC COAST LEAGUE STANDINGS PACIFIC SOUTHERN DIVISION

TEAM	W	L	PCT	GB
Sacramento	88	56	.611	--
Las Vegas	71	73	.493	17.0
Fresno	65	79	.451	23.0
Tucson	65	79	.451	23.0

#### 2012 COACHING STAFF & TEAM PERSONNEL

**Manager** ..... **Marty Brown**  
**Pitching Coach** ..... **Bob Stanley**  
**Hitting Coach** ..... **Chad Mottola**  
**Trainer** ..... **Voon Chong**  
**General Manager** ..... **Chuck Johnson**  
**Media Contact**..... **Jim Gemma**

#### 2011 TEAM LEADERS

(\*\*\*Min. 389 TPA or 115.1 IP)

**\*AVG:** .364, David Cooper (League Lead)  
**HR:** 18, Brett Lawrie  
**RBI:** 96, David Cooper  
**RUNS:** 83, Adam Loewen  
**HITS:** 170, David Cooper (League Lead)  
**2B:** 51, David Cooper (League Lead)  
**3B:** 6, Brett Lawrie & Darin Mastroianni  
**SB:** 20, Darin Mastroianni  
**GAMES:** 134, Adam Loewen

**W:** 11, Brad Mills  
**L:** 9, Brad Mills & Scott Richmond  
**SV:** 14, Danny Farquhar  
**\*ERA:** 4.00, Brad Mills  
**IP:** 157.1, Brad Mills  
**SO:** 136, Brad Mills  
**GAMES:** 53, Winston Abreu  
**STARTS:** 24, Brad Mills  
**CG:** 2, Brett Cecil

The Las Vegas 51s were the only one of the Blue Jays' top six affiliates not to qualify for their league's postseason, but they weren't without outstanding performances.

First baseman David Cooper led the Pacific Coast League with a .364 batting average, 51 doubles and 170 hits. His doubles total was the second-best in all of minor league baseball and his batting average was the second-best among full-season players. A PCL All-Star, Cooper earned two separate call-ups to the major leagues and was named the 51s Most Valuable Player.

The offense hit .307 as a team to lead the circuit, but the pitching staff struggled to the tune of a 5.76 ERA that ranked 15th in the 16-team league.

Lefty Brad Mills was a bright spot as the All-Star finished second in the hitter-friendly PCL with a 1.27 WHIP and 136 strikeouts, while his ERA of an even 4.00 ERA was good for sixth.

They didn't make the playoffs, but they finished right around .500 at 71-73, a record that was tied for sixth in the league.

#### BLUE JAYS TRIPLE-A AFFILIATE HISTORY

2009-	Las Vegas 51s	PCL
2007-2008	Syracuse Chiefs	IL
1997-2006	Syracuse SkyChiefs	IL
1978-1996	Syracuse Chiefs	IL

#### LAS VEGAS 51s AFFILIATE HISTORY

2009-	Toronto Blue Jays	PCL
2001-2008	Los Angeles Dodgers	PCL

# BLUE JAYS AFFILIATES

## LAS VEGAS 51S - FINAL 2011 STATISTICS

### BATTING

Batter	AVG	G	AB	R	H	2B	3B	HR	RBI	BB	IBB	SO	SB	CS	OBP	SLG	OPS	E
Ryan Budde	.234	67	218	34	51	8	1	7	30	30	0	73	1	2	.331	.376	.707	8
David Cooper	.364	120	467	77	170	51	1	9	96	67	6	43	1	3	.439	.535	.974	6
Jonathan Diaz	.297	19	64	9	19	3	0	1	10	15	0	15	2	1	.425	.391	.816	2
Oliver Dominguez	.200	2	5	1	1	1	0	0	1	0	0	1	0	0	.200	.400	.600	0
Yan Gomes	.214	4	14	1	3	1	0	0	1	1	0	4	0	0	.267	.286	.552	1
Adeiny Hechavarria	.389	25	108	16	42	6	2	2	11	8	0	21	1	2	.431	.537	.968	4
Kevin Howard	.291	35	127	20	37	2	0	5	18	9	1	19	3	3	.338	.425	.763	8
Luis Hurtado	.000	3	6	1	0	0	0	0	0	0	0	1	0	0	.000	.000	.000	0
Brian Jeroloman	.240	79	271	30	65	9	0	2	26	38	0	72	3	3	.335	.295	.631	9
Jason Lane	.291	60	213	38	62	16	1	6	34	24	0	36	1	2	.358	.460	.818	0
Brett Lawrie	.353	69	292	64	103	24	6	18	61	26	0	53	13	2	.415	.661	1.076	16
Adam Loewen	.306	134	520	83	159	46	4	17	85	61	2	136	11	7	.377	.508	.884	11
Darin Mastroianni	.276	79	319	63	88	18	6	2	23	40	0	54	20	7	.358	.389	.747	2
Manny Mayorson	.313	97	335	57	105	16	1	3	54	31	0	25	16	8	.371	.394	.765	9
Mike McCoy	.311	38	148	33	46	6	0	2	20	58	33	23	14	5	.440	.392	.831	7
Ricardo Nanita	.363	51	193	38	70	13	0	8	33	18	1	22	6	4	.416	.554	.970	0
Jayson Nix	.270	41	163	30	44	12	2	8	29	14	0	38	3	0	.341	.515	.856	2
Danny Perales	.305	51	177	25	54	12	2	1	29	9	0	27	2	0	.330	.412	.742	2
Scott Podsednik	.254	14	59	12	15	2	2	0	6	10	0	9	3	0	.366	.356	.722	0
Niuman Romero	.160	8	25	1	4	0	0	0	0	2	0	9	2	0	.222	.160	.382	0
Ryan Shealy	.272	62	224	38	61	13	0	11	56	31	1	62	0	1	.373	.478	.851	0
Travis Snider	.327	61	248	47	81	22	2	4	42	25	2	44	12	1	.394	.480	.873	5
Craig Stansberry	.303	18	66	9	20	3	0	2	14	7	1	16	3	1	.360	.439	.799	4
Eric Thames	.352	53	210	38	74	25	4	7	45	23	5	41	5	2	.423	.610	1.033	3
Ramon Vazquez	.288	20	80	9	23	1	1	1	14	10	0	8	1	0	.367	.363	.729	4
Dewayne Wise	.338	31	133	28	45	10	3	4	73	6	1	21	8	3	.382	.549	.931	0
Chris Woodward	.296	108	422	67	125	32	2	13	65	39	0	70	4	2	.353	.474	.826	19
<b>Team Total</b>	<b>.307</b>	<b>144</b>	<b>5107</b>	<b>869</b>	<b>1567</b>	<b>352</b>	<b>40</b>	<b>133</b>	<b>822</b>	<b>577</b>	<b>20</b>	<b>943</b>	<b>135</b>	<b>59</b>	<b>.378</b>	<b>.470</b>	<b>.848</b>	<b>132</b>

### PITCHING

Pitcher	W	L	ERA	G	GS	CG	SH	SV	SVO	IP	H	R	ER	HR	HB	BB	SO	AVG
Winston Abreu	8	5	3.66	53	0	0	0	0	1	66.1	56	31	27	12	1	34	72	.227
Chad Beck	2	4	6.70	8	8	0	0	0	0	41.2	61	36	31	7	2	26	23	.341
Randy Boone	1	0	1.00	2	2	0	0	0	0	9.0	6	3	1	0	2	1	7	.182
Ryan Budde	0	0	0.00	1	0	0	0	0	0	1.0	1	0	0	0	0	1	2	.250
Brett Cecil	8	2	5.26	12	12	2	1	0	0	78.2	89	51	46	15	0	24	63	.283
Willie Collazo	1	2	4.98	14	6	0	0	0	0	47.0	52	28	26	5	2	14	26	.289
Chad Cordero	0	2	8.66	9	2	0	0	0	0	17.2	23	17	17	5	1	9	7	.329
Kyle Davies	0	0	3.38	6	0	0	0	0	0	8.0	3	3	3	1	1	3	8	.111
Kyle Drabek	5	4	7.44	15	15	1	0	0	0	75.0	111	70	62	12	2	41	45	.355
Clint Everts	0	0	6.00	9	0	0	0	0	0	15.0	21	11	10	3	0	8	12	.344
Danny Farquhar	4	5	4.70	50	0	0	0	14	17	51.2	63	32	27	4	4	18	43	.300
Chad Gaudin	2	3	6.14	6	6	0	0	0	0	29.1	37	21	20	2	4	9	13	.319
Reidier Gonzalez	2	3	11.69	5	5	0	0	0	0	22.1	45	29	29	3	0	13	9	.441
Sean Henn	3	2	2.79	43	0	0	0	3	5	61.1	55	21	19	3	1	29	61	.240
Mike Hinckley	0	0	5.68	5	0	0	0	0	0	6.1	7	5	4	0	1	3	4	.292
Casey Janssen	0	0	0.00	1	0	0	0	0	0	2.0	1	0	0	0	0	0	3	.143
David Johnson	0	0	9.00	7	0	0	0	0	0	9.0	14	9	9	1	0	3	7	.359
Bobby Korecky	1	0	0.68	9	0	0	0	1	1	13.1	4	1	1	0	0	6	11	.095
B.J. LaMura	0	0	67.50	2	0	0	0	0	0	2.0	11	15	15	3	0	5	1	.688
Jason Lane	0	0	4.85	6	0	0	0	0	0	13.0	18	7	7	0	0	2	12	.321
Wil Ledezma	1	1	4.50	36	0	0	0	3	4	48.0	49	32	24	6	2	19	64	.249
Rommie Lewis	3	3	6.60	42	0	0	0	4	8	58.2	71	47	43	10	0	29	50	.296
Jessie Litsch	1	2	8.16	6	6	0	0	0	0	28.2	41	26	26	5	3	11	27	.333
Mike MacDonald	6	6	6.59	28	17	1	1	0	0	114.2	168	89	84	8	14	33	52	.350
Brad Mills	11	9	4.00	24	24	1	0	0	0	157.1	161	73	70	20	5	39	136	.267
Danny Perales	0	0	0.00	2	0	0	0	0	0	2.0	2	0	0	0	0	1	3	.286
Luis Perez	2	2	4.60	8	8	0	0	0	0	45.0	37	23	23	5	3	23	43	.230
Yohan Pino	0	0	10.80	1	0	0	0	0	0	1.2	2	2	2	0	0	2	0	.286
Robert Ray	1	3	7.22	6	6	0	0	0	0	33.2	41	30	27	9	2	7	30	.289
Scott Richmond	6	9	7.33	26	20	0	0	0	0	113.0	149	98	92	24	3	56	87	.321
Josh Roenicke	1	3	6.04	16	0	0	0	0	2	22.1	25	21	15	3	2	15	20	.281
Ronald Uviedo	1	0	4.74	24	0	0	0	0	0	38.0	36	23	20	5	2	15	43	.245
P.J. Walters	1	3	8.38	7	7	0	0	0	0	29.0	44	29	27	4	3	16	26	.349
<b>Team Total</b>	<b>71</b>	<b>73</b>	<b>5.76</b>	<b>144</b>	<b>144</b>	<b>5</b>	<b>8</b>	<b>25</b>	<b>38</b>	<b>1261.2</b>	<b>1504</b>	<b>883</b>	<b>807</b>	<b>175</b>	<b>60</b>	<b>515</b>	<b>1010</b>	<b>.298</b>

## NEW HAMPSHIRE FISHER CATS



**Class Double- A  
Eastern League**

Northeast Delta Dental Stadium  
(cap. 6,500)  
One Line Drive  
Manchester, NH 03101  
Phone: (603) 641-2005  
www.NHFisherCats.com



### 2012 COACHING STAFF & TEAM PERSONNEL

**Manager** ..... **Sal Fasano**  
**Pitching Coach** ..... **Tom Signore**  
**Hitting Coach** ..... **Jon Nunnally**  
**Trainer** ..... **Bob Tarpey**  
**General Manager** ..... **Rick Brenner**  
**Media Contact**..... **Tom Gauthier**

### 2011 NEW HAMPSHIRE FISHER CATS

#### EASTERN LEAGUE STANDINGS

#### EASTERN DIVISION

TEAM	W	L	PCT	GB
New Hampshire	77	65	.542	--
Reading	74	68	.521	3.0
New Britain	72	70	.507	5.0
Trenton	68	73	.482	8.5
Binghamton	65	76	.461	11.5
Portland	59	83	.415	18.0

#### 2011 PLAYOFFS

Won Semifinals (3-1) vs. Reading  
Won Finals (3-1) vs. Richmond

### 2011 TEAM LEADERS

(\*Min. 384 TPA or 113.2 IP)

**\*AVG:** .311, Travis d'Arnaud  
**HR:** 21, Travis d'Arnaud  
**RBI:** 78, Travis d'Arnaud  
**RUNS:** 87, Anthony Gose  
**HITS:** 137, Moises Sierra  
**2B:** 37, Mike McDade  
**3B:** 7, Anthony Gose  
**SB:** 70, Anthony Gose (League Lead)  
**GAMES:** 137, Anthony Gose

**W:** 8, Henderson Alvarez & Reidier Gonzalez  
**L:** 9, Joel Carreno  
**SV:** 12, Bobby Korecky  
**\*ERA:** 3.41, Joel Carreno  
**IP:** 134.2, Joel Carreno  
**SO:** 152, Joel Carreno  
**GAMES:** 45, Evan Crawford  
**STARTS:** 23, Joel Carreno  
**CG:** 1, Henderson Alvarez, Chad Jenkins, Deck McGuire, Yohan Pino & Zach Stewart

2011 was a special season for the Fisher Cats. They hosted the Eastern League All-Star Game and had six players selected to the Eastern roster. They held off the Reading Phillies and New Britain Rock Cats to nab first place in the Eastern Division. They capped the magical summer with a run to the Eastern League championship.

Catcher Travis D'Arnaud was the team MVP as he finished in the EL's top five in batting average and slugging on his way to being named Toronto's top prospect by Baseball America. He had plenty of company on the All-Star team with infielders Mike McDade and Adeiny Hechavarria and outfielders Moises Sierra and Anthony Gose (whose 70 SB led the EL). Zach Stewart started the game on the mound and was joined on the pitching staff by Joel Carreno and Henderson Alvarez. Manager Sal Fasano piloted the squad in a very Granite State-centric affair.

The Cats edged the Phils for the division crown, but they had to beat them again in a best-of-five playoff series. Chad Jenkins, Clint Everts and Bobby Korecky combined on a four-hitter to win Game One 2-0, but the Phillies tied the series after winning 11-2. On the road for the pivotal third game, Drew Hutchison and Ronald Uviedo teamed with Everts and Korecky on another shutout, this one a 1-0 three-hitter. Danny Peralas hit a ninth-inning homer in Game Four to knock out Reading.

They faced Richmond in the Championship Series, and the Squirrels won a wild 10-9 opening game that featured five lead changes. The Cats came back with a pair of two-run victories to put them one win from the title. New Hampshire then snapped a ninth-inning tie in Game Four to earn their first championship since their inaugural season of 2004.



# BLUE JAYS AFFILIATES

## NEW HAMPSHIRE FISHER CATS - FINAL 2011 STATISTICS

### BATTING

Batter	AVG	G	AB	R	H	2B	3B	HR	RBI	BB	IBB	SO	SB	CS	OBP	SLG	OPS	E
Joe Bowen	.000	4	4	1	0	0	0	0	0	1	0	1	0	0	.200	.000	.200	0
Adam Calderone	.171	10	35	1	6	2	1	1	8	3	0	7	1	0	.231	.371	.602	0
Callix Crabbe	.259	69	220	32	57	9	1	7	31	30	0	29	9	8	.348	.405	.752	4
Travis d'Arnaud	.311	114	424	72	132	33	1	21	78	33	1	100	4	2	.371	.542	.914	6
Rajai Davis	.300	4	10	1	3	1	0	0	0	2	0	2	0	2	.500	.400	.900	0
Jonathan Diaz	.252	70	218	29	55	11	0	1	19	28	0	48	7	5	.359	.317	.676	4
Oliver Dominguez	.000	2	4	0	0	0	0	0	0	0	0	1	0	0	.000	.000	.000	1
Yan Gomes	.250	79	276	34	69	18	1	13	51	25	1	75	0	0	.317	.464	.781	6
Anthony Gose	.253	137	509	87	129	20	7	16	59	62	0	154	70	15	.349	.415	.763	3
Adeiny Hechavarria	.235	111	464	58	109	22	6	6	46	25	2	78	19	13	.275	.347	.622	11
Kevin Howard	.253	21	79	7	20	3	0	1	13	10	1	15	0	1	.330	.329	.659	2
Justin Jackson	.212	28	85	11	18	6	1	1	6	8	0	26	2	0	.280	.341	.621	1
Darin Mastroianni	.254	44	169	29	43	8	3	1	13	22	2	24	14	3	.342	.355	.697	2
Mike McDade	.281	125	484	71	136	37	0	16	74	28	1	104	0	1	.328	.457	.785	7
Jack Murphy	.167	3	6	0	1	0	0	0	0	2	0	2	0	0	.375	.167	.542	0
Ricardo Nanita	.299	58	201	25	60	11	1	3	23	11	0	24	9	0	.341	.408	.749	0
Danny Perales	.207	31	116	15	24	5	0	4	17	8	0	16	5	2	.277	.353	.630	0
Moises Sierra	.277	133	495	81	137	19	3	18	67	39	2	93	16	14	.342	.436	.778	4
Mark Sobolewski	.273	112	400	49	109	20	0	8	49	30	1	96	0	0	.324	.383	.707	12
Craig Stansberry	.209	62	153	27	32	9	1	3	16	24	0	47	7	4	.326	.340	.666	4
John Tolisano	.221	111	339	46	75	22	1	14	53	47	0	101	7	4	.317	.416	.733	8
<b>Team Total</b>	<b>.259</b>	<b>142</b>	<b>4691</b>	<b>676</b>	<b>1215</b>	<b>256</b>	<b>27</b>	<b>134</b>	<b>623</b>	<b>438</b>	<b>11</b>	<b>1043</b>	<b>170</b>	<b>74</b>	<b>.330</b>	<b>.411</b>	<b>.740</b>	<b>89</b>

### PITCHING

Pitcher	W	L	ERA	G	GS	CG	SH	SV	SVO	IP	H	R	ER	HR	HB	BB	SO	AVG
Henderson Alvarez	8	4	2.86	15	14	1	0	0	0	88.0	81	31	28	7	4	17	66	.245
Chad Beck	7	4	3.69	22	14	0	0	0	0	95.0	92	41	39	7	3	28	70	.258
Joel Carreno	7	9	3.41	24	23	0	0	0	0	134.2	100	56	51	12	12	68	152	.208
Willie Collazo	2	0	2.95	5	3	0	0	0	0	18.1	15	6	6	2	1	1	11	.224
Evan Crawford	3	5	3.35	45	0	0	0	2	3	51.0	50	23	19	3	1	21	62	.260
Matt Daly	4	0	6.25	29	0	0	0	0	1	36.0	39	26	25	2	3	28	29	.275
Wes Etheridge	0	0	3.94	8	0	0	0	1	3	16.0	14	8	7	2	0	3	7	.237
Clint Everts	0	1	2.59	40	0	0	0	5	5	48.2	32	18	14	2	1	20	56	.186
Alan Farina	2	1	1.56	17	0	0	0	6	6	17.1	15	3	3	2	0	7	16	.224
Frank Gailey	1	4	5.70	19	0	0	0	0	1	30.0	32	20	19	4	1	11	23	.286
Dumas Garcia	0	0	3.00	2	0	0	0	0	0	3.0	2	2	1	0	0	1	2	.200
Reidier Gonzalez	8	3	3.36	28	11	0	0	0	1	99.0	113	47	37	2	1	27	52	.292
Mike Hinckley	1	0	5.68	18	0	0	0	0	0	12.2	11	9	8	1	0	7	8	.224
Drew Hutchison	3	0	1.20	3	3	0	0	0	0	15.0	10	2	2	0	2	2	21	.192
Casey Janssen	0	0	0.00	5	0	0	0	0	0	5.0	1	0	0	0	0	1	7	.063
Chad Jenkins	5	7	4.13	16	16	1	0	0	0	100.1	93	48	46	8	2	27	74	.247
Bobby Korecky	3	3	2.50	35	0	0	0	12	13	39.2	28	11	11	3	2	10	40	.194
B.J. LaMura	6	5	4.19	32	11	0	0	0	1	88.0	75	44	41	5	3	44	76	.231
Jesse Litsch	0	0	1.04	2	2	0	0	0	0	8.2	6	1	1	0	1	0	9	.194
Dustin McGowan	0	2	2.75	5	5	0	0	0	0	19.2	18	7	6	2	0	7	18	.247
Deck McGuire	2	1	4.35	4	3	1	0	0	0	20.2	20	10	10	4	1	7	22	.253
Nestor Molina	2	0	0.41	5	5	0	0	0	0	22.0	12	2	1	0	0	2	33	.156
Vince Perkins	0	0	10.12	3	0	0	0	0	0	2.2	5	3	3	1	0	5	0	.417
Yohan Pino	4	8	4.14	36	10	1	0	0	3	95.2	90	47	44	15	3	14	104	.245
Robert Ray	1	2	6.27	6	6	0	0	0	0	33.0	32	26	23	4	1	17	29	.256
Zach Stewart	5	5	4.20	16	16	1	0	0	0	94.1	106	49	44	6	1	27	74	.286
Ronald Uviedo	3	1	4.29	26	0	0	0	1	2	35.2	37	17	17	3	0	13	39	.266
<b>Team Total</b>	<b>77</b>	<b>65</b>	<b>3.70</b>	<b>142</b>	<b>142</b>	<b>5</b>	<b>14</b>	<b>27</b>	<b>39</b>	<b>1230.0</b>	<b>1129</b>	<b>557</b>	<b>506</b>	<b>97</b>	<b>43</b>	<b>415</b>	<b>1100</b>	<b>.245</b>

#### BLUE JAYS DOUBLE-A AFFILIATE HISTORY

2009-	New Hampshire Fisher Cats	EL
2003	New Haven Ravens	EL
2000-2002	Tennessee Smokies	SOU
1993-1999	Knoxville Smokies	SOU
1980-1992	Knoxville Blue Jays	SOU

#### NEW HAMPSHIRE FISHER CATS AFFILIATE HISTORY

2004-	Toronto Blue Jays	EL
-------	-------------------	----

## DUNEDIN BLUE JAYS



**Class A-Advanced  
Florida State League**  
Florida Auto Exchange Stadium  
(cap. 5,509)  
373 Douglas Avenue  
Dunedin, FL 34698  
Phone: (727) 733-9302  
www.DunedinBlueJays.com



### 2012 COACHING STAFF & TEAM PERSONNEL

**Manager** ..... **Mike Redmond**  
**Pitching Coach** ..... **Darold Knowles**  
**Hitting Coach** ..... **Ralph Dickenson**  
**Trainer** ..... **Dan McIntosh**  
**General Manager** ..... **Shelby Nelson**  
**Media Contact** ..... **Craig Durham**

### 2011 DUNEDIN BLUE JAYS FLORIDA STATE LEAGUE STANDINGS NORTH DIVISION

TEAM	W	L	PCT	GB
Dunedin	79	61	.564	--
Daytona	76	61	.555	1.5
Clearwater	75	63	.543	3.0
Tampa	74	64	.536	4.0
Lakeland	64	74	.464	14.0
Brevard County	62	76	.449	16.0

### 2011 PLAYOFFS

Lost Divisional Series (2-1) vs. Daytona

### 2011 TEAM LEADERS

(\*Min. 378 TPA or 112 IP)

**\*AVG:** .303, A.J. Jimenez  
**HR:** 26, Brad Glenn (League Lead)  
**RBI:** 80, Brad Glenn  
**RUNS:** 67, Justin Jackson  
**HITS:** 120, Sean Ochinko  
**2B:** 35, Sean Ochinko  
**3B:** 5, Ryan Goins  
**SB:** 31, Brad McElroy  
**GAMES:** 121, Kevin Ahrens & Sean Ochinko

**W:** 11, Ryan Tepera & Asher Wojciechowski  
**L:** 9, Asher Wojciechowski  
**SV:** 32, Wes Etheridge (League Lead)  
**\*ERA:** 4.43, Ryan Tepera  
**IP:** 146.1, Ryan Tepera  
**SO:** 115, Nestor Molina  
**GAMES:** 48, Aaron Loup  
**STARTS:** 23, Ryan Tepera  
**CG:** 1, Casey Lawrence

The Jays' Florida State League affiliate in Dunedin enjoyed an excellent 2011 campaign that saw them run up a 79-61 record that led all FSL teams. In a highly competitive North Division, their 39-31 first-half record was only good enough for third place. A post All-Star break tear gave them the second-half crown and playoff spot at 40-30.

2010 first-round pick Deck McGuire made the All-Star team, as did fellow hurlers Nestor Molina and Wes Etheridge. Etheridge led the FSL in saves with 32 and had the fifth-most in all of minor league baseball.

Slugging outfielder Brad Glenn swatted a league-high 26 homers and finished second in the loop in slugging at .514. He was joined on the All-Star team by highly-touted catcher A.J. Jimenez, who hit .303, and outfielder Justin Jackson.

Jimenez was received the R. Howard Webster Award as the team's most valuable player.

The postseason brought a first-round matchup against the rival Daytona Cubs. The Jays won the first game 4-3 in walk-off fashion in the tenth inning. Daytona evened the set at one with a 3-1 Game Two win. Dunedin led the decisive third game 3-0, but the Cubs roared back with four in the eighth to stun the Blue Jays en route to the league championship.

The loss gave the D-Jays their second straight first-round knockout, but they've already clinched a 2012 playoff spot by virtue of winning the North Division first-half title.

### BLUE JAYS A-ADVANCED/A AFFILIATE HISTORY

1987-	Dunedin Blue Jays	FSL
1986	Ventura County Gulls	CAL
1982-1985	Kinston Blue Jays	CAR
1979-1981	Kinston Eagles	CAR
1978-1979	Dunedin Blue Jays	FSL

### DUNEDIN BLUE JAYS AFFILIATE HISTORY

1987-	Toronto Blue Jays	FSL
1978-79	Toronto Blue Jays	FSL

# BLUE JAYS AFFILIATES

## DUNEDIN BLUE JAYS - FINAL 2011 STATISTICS

### BATTING

Batter	AVG	G	AB	R	H	2B	3B	HR	RBI	BB	IBB	SO	SB	CS	OBP	SLG	OPS	E
Kevin Ahrens	.242	121	429	59	104	24	0	13	54	56	2	99	0	2	.334	.389	.723	16
Kenan Bailli	.294	7	17	5	5	1	0	1	3	1	0	4	0	0	.333	.529	.863	0
Joe Bowen	.135	17	52	5	7	0	0	0	3	9	0	20	0	0	.262	.135	.397	0
Ivan Contreras	.225	91	298	37	67	13	3	2	30	24	0	65	26	10	.281	.309	.590	19
Rajai Davis	.400	2	5	1	2	0	0	1	1	0	0	1	0	0	.400	1.000	1.400	0
Jonathan Diaz	.400	3	10	3	4	1	0	0	1	3	0	3	0	0	.538	.500	1.038	0
Brad Glenn	.263	111	418	59	110	25	1	26	80	30	1	123	0	0	.319	.514	.833	3
Ryan Goins	.286	101	353	50	101	24	5	3	52	32	0	67	2	2	.343	.408	.751	16
Christopher Hawkins	.000	2	4	0	0	0	0	0	0	0	0	2	0	0	.000	.000	.000	0
Aaron Hill	.167	2	6	2	1	0	0	0	1	1	0	1	0	0	.375	.167	.542	1
Chris Hopkins	.222	58	135	20	30	10	0	0	13	23	0	32	11	1	.348	.296	.644	1
Luis Hurtado	1.000	2	2	0	2	0	0	0	0	0	0	0	0	0	1.000	1.000	2.000	0
Justin Jackson	.259	92	316	67	82	16	2	4	24	38	0	89	8	5	.342	.361	.702	11
A.J. Jimenez	.303	102	379	49	115	29	1	4	52	28	0	60	11	2	.353	.417	.770	6
Brett Lawrie	.125	4	8	0	1	0	0	0	1	0	0	1	0	0	.364	.125	.489	0
Adam Lind	.600	3	10	2	6	3	0	0	4	2	0	1	2	0	.667	.900	1.567	0
Tim Mahler	.000	1	1	1	0	0	0	0	1	0	0	0	0	0	.000	.000	.000	0
John McDonald	.250	1	4	0	1	0	0	0	0	0	0	0	0	0	.250	.250	.500	0
Brad McElroy	.295	106	356	63	105	24	3	3	42	39	1	58	31	6	.379	.404	.784	1
Jayson Nix	.083	3	12	0	1	0	0	0	2	1	0	3	0	0	.154	.083	.237	0
Kevin Nolan	.281	72	242	32	68	20	0	4	20	36	1	47	2	3	.374	.413	.788	6
Sean Ochinko	.261	121	459	65	120	35	1	16	79	37	0	77	1	2	.324	.447	.771	6
Corey Patterson	.333	4	15	1	5	0	0	0	0	1	0	4	3	0	.375	.333	.708	0
Scott Podsednik	.250	3	12	1	3	1	0	0	1	2	0	2	0	0	.357	.333	.690	0
Ryan Schimpf	.240	57	196	30	47	9	2	10	36	22	0	52	2	0	.333	.459	.793	7
Jon Talley	.241	102	378	58	91	21	1	20	63	37	0	99	0	1	.310	.460	.771	6
Brian Van Kirk	.292	103	359	54	105	21	1	17	66	50	1	89	1	0	.380	.499	.879	4
Kenny Wilson	.201	48	164	21	33	8	2	0	10	16	0	52	17	4	.296	.274	.570	0
Dewayne Wise	.273	3	11	4	3	2	0	1	2	2	0	2	0	0	.385	.727	1.112	0
<b>Team Total</b>	<b>.262</b>	<b>140</b>	<b>4651</b>	<b>689</b>	<b>1219</b>	<b>287</b>	<b>22</b>	<b>125</b>	<b>641</b>	<b>490</b>	<b>6</b>	<b>1053</b>	<b>117</b>	<b>38</b>	<b>.338</b>	<b>.414</b>	<b>.752</b>	<b>118</b>

### PITCHING

Pitcher	W	L	ERA	G	GS	CG	SH	SV	SVO	IP	H	R	ER	HR	HB	BB	SO	AVG
Henderson Alvarez	0	1	6.48	2	2	0	0	0	0	8.1	11	9	6	0	2	1	4	.306
Dustin Antolin	1	0	0.00	1	0	0	0	0	0	1.2	0	0	0	0	0	1	3	.000
Casey Beck	0	0	3.00	9	0	0	0	0	0	9.0	10	6	3	1	1	4	5	.278
Chad Beck	0	0	1.69	1	1	0	0	0	0	5.1	4	1	1	1	1	1	7	.222
Vince Bongiovanni	2	0	5.95	4	4	0	0	0	0	19.2	22	13	13	4	1	7	15	.272
Willie Collazo	0	0	6.00	1	1	0	0	0	0	3.0	5	2	2	1	0	0	4	.385
Matt Daly	0	1	8.59	11	0	0	0	4	7	14.2	18	14	14	4	0	9	13	.321
Wes Etheridge	1	1	1.89	46	0	0	0	32	32	47.2	40	11	10	1	2	7	38	.222
Frank Francisco	0	1	10.80	5	0	0	0	0	0	5.0	6	7	6	2	0	4	6	.300
Frank Gailey	4	2	1.84	26	0	0	0	2	3	44.0	26	9	9	1	1	10	38	.168
Dumas Garcia	2	3	3.09	32	0	0	0	0	0	43.2	42	16	15	1	1	20	43	.256
Scott Gracey	1	3	3.86	32	3	0	0	1	4	51.1	50	27	22	5	2	15	41	.255
Shawn Griffith	0	0	0.00	3	0	0	0	0	0	5.1	3	0	0	0	0	2	3	.167
Drew Hutchison	5	3	2.74	11	10	0	0	0	0	62.1	42	20	19	3	4	14	66	.194
Chad Jenkins	4	5	3.07	11	11	0	0	0	0	67.1	71	33	23	3	0	14	44	.267
Casey Lawrence	3	1	2.84	4	4	1	0	0	0	25.1	26	8	8	3	0	2	14	.268
Andrew Liebel	2	3	5.50	8	8	0	0	0	0	37.2	54	25	23	6	1	12	19	.342
Aaron Loup	4	3	4.66	48	0	0	0	5	6	65.2	67	38	34	6	6	27	56	.269
Chris Malone	1	0	6.75	9	0	0	0	0	0	8.0	6	6	6	1	0	10	7	.231
Dustin McGowan	0	2	2.87	7	7	0	0	0	0	15.2	13	5	5	0	0	7	17	.228
Deck McGuire	7	4	2.75	19	18	0	0	0	0	104.2	89	38	32	9	6	38	102	.228
Nestor Molina	10	3	2.58	21	18	0	0	0	0	108.1	102	37	31	8	1	14	115	.248
Brandon Morrow	0	2	7.71	3	3	0	0	0	0	9.1	13	9	8	0	0	6	11	.310
Harold Mozingo	2	0	2.82	17	0	0	0	0	0	22.1	20	8	7	2	3	6	22	.238
Justin Phillabaum	1	0	9.58	8	0	0	0	0	0	10.1	20	13	11	1	0	6	8	.400
Ryan Shopshire	1	2	8.56	16	4	0	0	0	1	27.1	40	26	26	5	2	26	18	.333
Brian Tallet	1	0	2.25	4	0	0	0	0	0	4.0	4	1	1	1	0	0	5	.250
Ryan Tepera	11	6	4.43	27	23	0	0	0	0	146.1	156	75	72	13	5	38	93	.276
Steve Turnbull	1	4	5.28	26	0	0	0	0	2	30.2	36	23	18	2	1	6	25	.288
Carlos Villanueva	0	0	0.00	1	1	0	0	0	0	1.0	1	1	0	0	0	0	0	.200
Asher Wojciechowski	11	9	4.70	25	22	0	0	0	0	130.1	156	79	68	15	4	31	96	.292
Matt Wright	4	2	3.27	50	0	0	0	1	4	77.0	70	30	28	4	3	18	88	.237
<b>Team Total</b>	<b>79</b>	<b>61</b>	<b>3.87</b>	<b>140</b>	<b>140</b>	<b>1</b>	<b>7</b>	<b>45</b>	<b>59</b>	<b>1212.1</b>	<b>1223</b>	<b>590</b>	<b>521</b>	<b>103</b>	<b>47</b>	<b>356</b>	<b>1026</b>	<b>.261</b>

## LANSING LUGNUTS

### Class A

### Midwest League



Cooley Law School Stadium (cap. 11,000)  
 505 East Michigan Avenue  
 Lansing, MI 48912  
 Phone: (517) 485-4500  
 www.LansingLugnuts.com



#### 2012 COACHING STAFF & TEAM PERSONNEL

**Manager** ..... John Tamargo Jr.  
**Pitching Coach** ..... Vince Horsman  
**Hitting Coach** ..... Kenny Graham  
**Trainer** ..... James Gardiner  
**General Manager** ... Pat Day/Nick Grueser  
**Media Contact** ..... Jesse Goldberg-Strassler

#### 2011 LANSING LUGNUTS MIDWEST LEAGUE STANDINGS EASTERN DIVISION

TEAM	W	L	PCT	GB
Dayton	83	57	.593	--
Lansing	77	60	.562	4.5
Bowling Green	77	63	.550	6.0
Great Lakes	72	67	.518	10.5
West Michigan	70	69	.504	12.5
Fort Wayne	69	70	.496	13.5
South Bend	67	72	.482	15.5
Lake County	53	86	.381	29.5

#### 2011 PLAYOFFS

Won Quarterfinals (2-1) vs. Dayton  
 Won Divisional Series (2-0) vs. Fort Wayne  
 Lost Championship Series (3-0) vs. Quad Cities

#### 2011 TEAM LEADERS

(\*Min. 370 TPA or 109.1 IP)

<b>*AVG:</b> .320, Jake Marisnick	<b>W:</b> 11, Casey Lawrence
<b>HR:</b> 16, Marcus Knecht	<b>L:</b> 8, Casey Lawrence
<b>RBI:</b> 86, Marcus Knecht	<b>SV:</b> 15, Steve Turnbull
<b>RUNS:</b> 77, Marcus Knecht	<b>*ERA:</b> 3.08, Casey Lawrence
<b>HITS:</b> 148, Jake Marisnick	<b>IP:</b> 125.2, Casey Lawrence
<b>2B:</b> 34, Marcus Knecht	<b>SO:</b> 113, Sean Nolin
<b>3B:</b> 5, Oliver Dominguez, Jake Marisnick & Carlos Perez	<b>GAMES:</b> 44, Danny Barnes & Dayton Marze
<b>SB:</b> 38, Michael Crouse	<b>STARTS:</b> 24, Egan Smith
<b>GAMES:</b> 128, K.C. Hobson	<b>CG:</b> 2, Casey Lawrence

Lansing was well-balanced with a 38-29 first-half record that earned them a playoff berth and a 39-31 mark in the second half that put them in a tie for second in the Midwest League Eastern Division.

Outfielders Jake Marisnick and Marcus Knecht had huge seasons and made the All-Star team. Marisnick, the team MVP, hit .320 to place third in the league. Knecht knocked in 86 runs to tie for third in that category. Michael Crouse earned an All-Star nod at DH as well.

The pitching staff was led by righty Casey Lawrence, who led the MWL in walks per nine innings (1.58) Steve Turnbull anchored the pen, and when he was sent up to Dunedin after an All-Star first half, set-up man Danny Barnes stepped up to close and was lights out.

The 'Nuts postseason was almost finished in the blink of an eye when the Dayton Dragons won the playoff opener 7-3 and led Game Two 2-1 in the ninth. One out away from being swept, Matt Nuzzo cracked a walk-off two-run homer to force a deciding game, which Lansing won 4-3.

After a 4-1 road win at Fort Wayne to start the Eastern Division Championship Series, Lansing swept away the TinCaps the next night on a walk-off walk to win 8-7 and move on to the MWL Championship Series against Quad Cities.

Despite leading both of the first two games at home, Lansing fell 4-2 and 5-3. The series shifted to Quad Cities and the River Bandits wrapped up the title with a 6-3 win to sweep the series in three games.

The playoff run earned manager Mike Redmond a promotion to manage the Dunedin affiliate at Advanced-A. Hitting Coach John Tamargo Jr., has been promoted to replace him for his first MiLB managerial experience. Tamargo and the Lugnuts have enjoyed success thus far in 2012, clinching the Eastern Division first-half title and a postseason berth.



# BLUE JAYS AFFILIATES

## LANSING LUGNUTS - FINAL 2011 STATISTICS

### BATTING

Batter	AVG	G	AB	R	H	2B	3B	HR	RBI	BB	IBB	SO	SB	CS	OBP	SLG	OPS	E
Eli Boike	.222	20	72	11	16	4	2	0	10	13	0	24	2	1	.345	.333	.678	0
Joe Bowen	.333	4	12	3	4	1	0	0	4	2	0	4	0	0	.429	.417	.845	1
Markus Brisker	.233	97	348	72	81	18	4	5	33	55	1	112	24	8	.351	.351	.702	4
Michael Crouse	.261	101	364	73	95	26	5	14	55	44	2	113	38	8	.352	.475	.827	5
Oliver Dominguez	.217	97	322	56	70	11	6	4	39	55	0	76	15	6	.333	.326	.659	27
Lance Durham	.182	50	159	20	29	11	0	4	29	22	0	54	2	0	.279	.327	.606	1
Balbino Fuenmayor	.287	29	94	10	27	5	1	0	11	8	0	19	0	1	.346	.362	.708	5
K.C. Hobson	.250	128	480	65	120	24	2	4	53	61	1	73	1	0	.336	.333	.670	25
Luis Hurtado	.313	4	16	0	5	0	0	0	4	0	0	3	0	0	.313	.313	.625	0
Jonathan Jones	.298	35	124	20	37	4	1	1	15	15	0	23	10	5	.385	.371	.756	0
Marcus Knecht	.273	121	439	77	120	34	3	16	86	67	3	124	4	3	.377	.474	.851	6
Jake Marisnick	.320	118	462	68	148	27	6	14	77	43	4	91	37	8	.392	.496	.888	3
Peter Mooney	.360	7	25	3	9	2	2	0	1	5	0	5	0	1	.467	.600	1.067	2
Jack Murphy	.222	50	162	14	36	11	0	3	24	21	0	43	0	2	.314	.346	.659	5
Bryson Namba	.191	89	283	35	54	12	2	6	35	35	0	107	1	0	.290	.311	.601	22
Kevin Nolan	.319	24	91	20	29	6	0	3	19	12	0	15	2	1	.396	.484	.880	3
Matt Nuzzo	.267	68	258	33	69	15	1	4	32	29	1	67	4	0	.341	.380	.721	11
Garis Pena	.214	77	280	28	60	11	1	5	24	8	0	81	2	2	.235	.314	.550	16
Carlos Perez	.256	95	383	58	98	17	6	3	41	37	1	74	6	2	.320	.355	.675	14
Gustavo Pierre	.187	56	187	25	35	4	2	2	18	13	0	52	6	3	.244	.262	.506	36
<b>Team Total</b>	<b>.250</b>	<b>137</b>	<b>4561</b>	<b>691</b>	<b>1142</b>	<b>243</b>	<b>44</b>	<b>88</b>	<b>610</b>	<b>545</b>	<b>13</b>	<b>1160</b>	<b>154</b>	<b>51</b>	<b>.336</b>	<b>.381</b>	<b>.717</b>	<b>205</b>

### PITCHING

Pitcher	W	L	ERA	G	GS	CG	SH	SV	SVO	IP	H	R	ER	HR	HB	BB	SO	AVG
John Anderson	1	1	3.52	5	5	0	0	0	0	15.1	13	8	6	0	2	6	14	.217
Dustin Antolin	3	2	4.26	23	0	0	0	0	3	31.2	31	19	15	1	1	16	35	.263
Danny Barnes	5	1	2.32	44	2	0	0	13	16	66.0	44	20	17	3	2	20	99	.184
Brandon Berl	3	5	2.28	30	0	0	0	3	6	51.1	53	22	13	3	3	9	42	.256
Eric Brown	0	0	2.25	2	0	0	0	0	0	4.0	4	1	1	0	0	2	4	.308
Misaul Diaz	1	3	5.63	12	7	0	0	0	0	38.1	41	33	24	5	3	24	33	.266
Aleson Escalante	0	0	6.14	8	0	0	0	0	0	14.2	23	10	10	1	1	6	14	.383
Matt Fields	0	0	0.00	1	0	0	0	0	0	2.0	1	1	0	0	0	1	0	.125
Scott Gracey	4	1	1.44	15	0	0	0	0	1	25.0	13	4	4	1	0	5	27	.148
Shawn Griffith	5	0	4.82	24	1	0	0	0	1	37.1	30	22	20	2	1	30	41	.221
Drew Hutchison	6	2	2.63	14	14	0	0	0	0	72.0	68	29	21	1	3	19	84	.245
Tucker Jensen	0	0	5.40	1	1	0	0	0	0	5.0	4	3	3	0	1	1	3	.222
Casey Lawrence	11	8	3.08	22	21	2	0	0	0	125.2	123	57	43	9	1	22	97	.252
Andrew Liebel	2	0	2.38	2	2	0	0	0	0	11.1	7	4	3	0	1	3	10	.171
Jesse Litsch	0	0	9.00	1	1	0	0	0	0	2.0	3	3	2	0	0	1	3	.300
Bryan Longpre	0	0	18.00	2	0	0	0	0	1	2.0	5	4	4	2	0	0	2	.500
Dayton Marze	6	5	4.10	44	0	0	0	7	11	85.2	86	41	39	6	5	31	71	.263
Justin Nicolino	1	1	3.12	3	3	0	0	0	0	8.2	11	3	3	0	0	2	9	.297
Sean Nolin	4	4	3.49	25	21	0	0	1	1	108.1	102	56	42	9	4	31	113	.253
Alex Pepe	2	2	6.35	12	0	0	0	0	0	17.0	19	17	12	0	3	16	20	.275
Drew Pempson	0	0	12.00	4	0	0	0	1	1	6.0	10	8	8	2	0	4	4	.385
Tyler Powell	3	5	4.57	20	6	0	0	0	0	65.0	70	34	33	4	3	19	36	.278
Egan Smith	7	7	3.84	24	24	1	0	0	0	117.1	141	67	50	10	2	24	95	.298
Sam Strickland	3	1	4.98	33	2	0	0	2	4	77.2	116	57	43	5	5	25	58	.341
Noah Syndergaard	0	0	3.00	2	2	0	0	0	0	9.0	8	4	3	0	0	2	9	.235
Steve Turnbull	0	1	2.13	25	0	0	0	15	16	25.1	18	8	6	0	1	7	28	.194
Marcus Walden	6	6	3.24	28	13	0	0	0	0	100.0	90	48	36	1	6	28	54	.239
Daniel Webb	4	5	5.59	18	12	0	0	2	2	66.0	80	53	41	7	6	24	51	.303
<b>Team Total</b>	<b>77</b>	<b>60</b>	<b>3.78</b>	<b>137</b>	<b>137</b>	<b>3</b>	<b>8</b>	<b>44</b>	<b>63</b>	<b>1189.2</b>	<b>1214</b>	<b>636</b>	<b>500</b>	<b>72</b>	<b>54</b>	<b>378</b>	<b>1056</b>	<b>.263</b>

#### BLUE JAYS LOW-A/A AFFILIATE HISTORY

2005-	Lansing Lugnuts	MWL
2004-2001	Charleston (WV) AlleyCats	SAL
1993-2000	Hagerstown Suns	SAL
1987-1992	Myrtle Beach Hurricanes	SAL
1981-1986	Florence Blue Jays	FSL

#### LANSING LUGNUTS AFFILIATE HISTORY

2005-	Toronto Blue Jays	MWL
1999-2004	Chicago Cubs	MWL
1996-1998	Kansas City Royals	MWL

## VANCOUVER CANADIANS



### Class Short-Season A Northwest League

Scotiabank Field at Nat Bailey Stadium  
(cap. 5,157)  
4601 Ontario Street  
Vancouver, BC V5V 3H4  
Phone: (604) 872-5232  
www.CanadiansBaseball.com



#### 2012 COACHING STAFF & TEAM PERSONNEL

**Manager** ..... Clayton McCullough  
**Pitching Coach** ..... Jim Czajkowski  
**Hitting Coach** ..... Dave Pano  
**Trainer** ..... Drew MacDonald  
**General Manager** ..... Jason Takefman  
**Media Contact** ..... Rob Fai

#### 2011 VANCOUVER CANADIANS

##### NORTHWEST LEAGUE STANDINGS

##### WEST SOUTHERN DIVISION

TEAM	W	L	PCT	GB
Sacramento	88	56	.611	--
Las Vegas	71	73	.493	17.0
Fresno	65	79	.451	23.0
Tucson	65	79	.451	23.0

##### 2011 PLAYOFFS

Won Division Finals (2-1) vs. Eugene  
Won Championship Series (2-1) vs. Tri-City

#### 2011 TEAM LEADERS

(\*Min. 206 TPA or 61 IP)

**\*AVG:** .291, Jonathon Berti  
**HR:** 12, Stephen McQuail  
**RBI:** 32, Nicholas Baligod  
**RUNS:** 37, Jonathon Berti  
**HITS:** 72, Jonathan Jones  
**2B:** 13, Nicholas Baligod, Balbino Fuenmayor & Jonathan Jones  
**3B:** 5, Jonathon Berti  
**SB:** 23, Jonathon Berti  
**GAMES:** 70, Nicholas Baligod

**W:** 7, Philip Brua (T-League Lead)  
**L:** 7, Blake McFarland  
**SV:** 15, Drew Permison (League Lead)  
**\*ERA:** 4.28, Jesse Hernandez  
**IP:** 75.2, Jesse Hernandez  
**SO:** 64, Justin Nicolino  
**GAMES:** 29, Drew Permison  
**STARTS:** 15, Zack Breault & Jesse Hernandez  
**CG:** 1, Justin Nicolino

2011 was a season of change in Vancouver. After 12 seasons of flying the flag of the Oakland Athletics, the Canadians joined the Toronto Blue Jays organization. They celebrated the new pairing between the major and minor leagues' only Canadian clubs by winning the Northwest League championship.

Second baseman Jon Berti led the offense with a .291 batting average and was named an All-Star. Lefty starter and team MVP Justin Nicolino also made the All-Star squad as did closer and NWL saves leader Drew Permison.

Vancouver went 24-14 in the first half of the season, which tied the Eugene Emeralds for the best mark in the league. They missed out on the first-half West Division crown due to a tiebreaker. They struggled in the second half, but they still earned a postseason berth when Eugene repeated atop the division. Their overall record of 39-37 was second to Eugene and set up a playoff showdown with the Emeralds.

Things looked bleak when Vancouver dropped the opener at home 8-3 and needed to win two games in Eugene to survive. They evened the best-of-three series with an eight-run sixth inning in a 10-3 win to force a deciding game.

Vancouver stormed out to a 5-0 lead behind the strong pitching of Aaron Sanchez, but the Emeralds came back in the ninth to cut it to 5-4 and loaded the bases with one out. Permison worked out of the jam to win it for the Canadians and send them to the Championship Series against the Tri-City Dust Devils.

Road warriors again in the finals, the C's took Game One 6-3 away from home and returned with two chances to win. Tri-City won Game Two 5-3 and it all came down to one game. Jesse Hernandez struck out nine in six innings of one-run ball to lead the way in the third game as the Canadians rolled to a 9-2 victory to claim their first Northwest League title since 1999.

# BLUE JAYS AFFILIATES

## VANCOUVER CANADIANS - FINAL 2011 STATISTICS

### BATTING

Batter	AVG	G	AB	R	H	2B	3B	HR	RBI	BB	IBB	SO	SB	CS	OBP	SLG	OPS	E
Yeico Aponte	.239	30	71	9	17	4	0	0	4	4	0	24	4	0	.280	.296	.576	0
Nicholas Baligod	.248	70	238	28	59	13	1	2	32	38	0	38	2	1	.354	.336	.690	3
Jonathan Berti	.291	60	213	37	62	5	5	1	21	22	0	44	23	5	.387	.376	.763	8
Eli Boike	.370	7	27	3	10	2	0	0	2	4	0	7	1	1	.452	.444	.896	1
Andrew Burns	.179	23	84	10	15	4	0	2	7	6	0	14	2	1	.233	.298	.531	7
Balbino Fuenmayor	.234	61	231	24	54	13	0	6	29	14	0	56	1	0	.288	.368	.656	12
Luis Hurtado	.364	3	11	1	4	0	0	0	4	0	0	0	0	0	.333	.364	.697	1
Matt Johnson	.233	13	43	7	10	4	1	0	6	1	0	16	0	0	.277	.372	.649	1
Jonathan Jones	.283	64	254	32	72	13	1	1	26	28	1	43	18	3	.356	.354	.711	4
Bryan Kervin	.198	34	111	7	22	6	0	0	7	5	0	28	2	3	.231	.252	.483	4
Garrett Maines	.263	26	76	16	20	4	1	4	17	9	0	28	1	0	.337	.500	.837	1
Stephen McQuail	.200	61	220	30	44	8	0	12	31	20	0	84	1	1	.278	.400	.678	2
Matt Newman	.228	49	149	17	34	9	0	3	17	18	0	41	3	5	.304	.349	.653	3
Shane Opitz	.259	63	239	25	62	6	0	0	25	19	0	34	8	2	.312	.285	.596	16
Kevin Patterson	.270	33	115	16	31	6	2	5	21	18	1	40	1	0	.372	.487	.859	6
Pierce Rankin	.230	38	126	25	29	4	0	3	8	20	0	35	2	4	.355	.333	.689	7
Roan Salas	.259	39	139	19	36	10	1	4	14	5	0	31	1	0	.304	.432	.736	7
Chris Schaeffer	.210	26	81	6	17	3	0	0	8	9	0	21	0	0	.304	.247	.551	2
Randy Schwartz	.185	47	146	17	27	6	2	5	13	15	0	49	2	1	.270	.356	.626	3
<b>Team Total</b>	<b>.243</b>	<b>76</b>	<b>2574</b>	<b>329</b>	<b>625</b>	<b>120</b>	<b>14</b>	<b>48</b>	<b>292</b>	<b>255</b>	<b>2</b>	<b>633</b>	<b>72</b>	<b>27</b>	<b>.319</b>	<b>.356</b>	<b>.675</b>	<b>102</b>

### PITCHING

Pitcher	W	L	ERA	G	GS	CG	SH	SV	SVO	IP	H	R	ER	HR	HB	BB	SO	AVG
Zack Breault	2	2	6.32	15	15	0	0	0	0	68.1	82	52	48	5	9	33	42	.301
Eric Brown	0	1	3.62	18	0	0	0	0	1	27.1	25	19	11	3	0	7	30	.238
Philip Brua	7	1	2.70	27	0	0	0	5	8	40.0	33	17	12	3	1	4	23	.228
Kramer Champlin	0	2	4.91	7	3	0	0	0	0	14.2	20	8	8	1	0	3	11	.339
Taylor Cole	1	3	5.88	11	8	0	0	0	0	33.2	35	23	22	3	4	17	25	.276
Shane Davis	0	0	7.91	18	0	0	0	0	0	19.1	31	26	17	4	0	17	16	.344
Aleson Escalante	1	2	1.41	16	0	0	0	1	1	32.0	21	8	5	2	2	6	24	.179
Travis Garrett	4	4	4.28	20	0	0	0	0	0	33.2	31	19	16	3	5	20	32	.263
Jesse Hernandez	4	4	4.28	15	15	0	0	0	0	75.2	86	42	36	1	4	25	52	.286
Brandon Kaye	1	2	3.65	17	0	0	0	0	0	24.2	19	13	10	0	1	14	14	.211
Bryan Longpre	4	3	2.85	22	0	0	0	2	4	41.0	39	18	13	2	2	14	38	.253
Garrett Maines	0	0	18.00	1	0	0	0	0	0	1.0	2	2	2	1	0	0	1	.400
Blake McFarland	6	7	5.32	14	11	0	0	0	1	64.1	68	41	38	3	4	23	34	.273
Justin Nicolino	5	1	1.03	12	9	1	0	0	0	52.1	28	9	6	0	1	11	64	.156
Alex Pepe	0	0	4.44	23	0	0	0	1	2	26.1	20	13	13	4	7	25	22	.213
Drew Permison	1	1	1.69	29	0	0	0	15	17	32.0	23	8	6	0	2	8	27	.205
Nicholas Purdy	0	0	8.62	8	0	0	0	0	0	15.2	23	16	15	5	2	9	16	.348
David Rollins	1	0	2.57	3	3	0	0	0	0	14.0	16	4	4	0	0	1	11	.276
Aaron Sanchez	0	1	4.63	3	3	0	0	0	0	11.2	8	6	6	0	1	8	13	.195
Noah Syndergaard	1	2	2.00	4	4	0	0	0	0	18.0	15	5	4	0	0	5	22	.221
Ben White	1	1	7.00	8	5	0	0	0	0	27.0	36	23	21	3	4	10	10	.319
<b>Team Total</b>	<b>39</b>	<b>37</b>	<b>4.15</b>	<b>76</b>	<b>76</b>	<b>1</b>	<b>4</b>	<b>24</b>	<b>34</b>	<b>672.2</b>	<b>661</b>	<b>372</b>	<b>310</b>	<b>43</b>	<b>49</b>	<b>260</b>	<b>527</b>	<b>.258</b>

#### BLUE JAYS SHORT SEASON-A AFFILIATE HISTORY

2011-	Vancouver Canadians	NWL
2001-2010	Auburn Doubledays	NYPL
2000	Queens Kings	NYPL
1996-1999	St. Catharines Stompers	NYPL
1986-1995	St. Catharines Blue Jays	NYPL
1977-1980	Utica Blue Jays	NYPL

#### VANCOUVER CANADIANS AFFILIATE HISTORY

2011-	Toronto Blue Jays	NWL
2000-2010	Oakland Athletics	NWL
1999	Oakland Athletics	PCL
1997-1998	Anaheim Angels	PCL
1993-1996	California Angels	PCL
1988-1992	Chicago White Sox	PCL
1987	Pittsburgh Pirates	PCL
1979-1986	Milwaukee Brewers	PCL
1978	Oakland Athletics	PCL

# BLUE JAYS AFFILIATES

## GULF COAST LEAGUE BLUE JAYS

### Rookie Class Gulf League

Bobby Mattick Training Center  
at Englebert Complex  
1700 Solon Avenue  
Dunedin, FL 34698  
Phone: (727) 734-8007



#### 2012 COACHING STAFF & TEAM PERSONNEL

**Manager** ..... Omar Malave  
**Pitching Coach** ..... Dave Williams  
**Hitting Coach** ..... John Schneider  
**Coach**..... Juan Lopez  
**Trainer** ..... Shawn McDermott

#### 2011 TEAM LEADERS

(\*Min. 159 TPA or 47.1 IP)

**\*AVG:** .317, Jorge Vega-Rosado  
**HR:** 14, Eric Arce  
**RBI:** 40, Eric Arce  
**RUNS:** 39, Jorge Vega-Rosado  
**HITS:** 58, Jorge Vega-Rosado  
**2B:** 12, Jorge Vega-Rosado  
**3B:** 5, Eric Arce & Chris Peters  
**SB:** 22, Jorge Vega-Rosado  
**GAMES:** 51, Jorge Vega-Rosado

**W:** 4, Chris Roman  
**L:** 4, Jose Vargas  
**SV:** 6, Colby Broussard  
**\*ERA:** 1.77, Tucker Jensen (\*40.2 IP)  
**IP:** 47.0, Randal Thompson  
**SO:** 44, Randal Thompson  
**GAMES:** 23, Julio Carmona  
**STARTS:** 11, Griffin Murphy  
**CG:** 1, Deivy Estrada

## DOMINICAN SUMMER LEAGUE BLUE JAYS

### Rookie Class

### Dominican Summer League

Phone: (809) 307-1777



#### 2012 COACHING STAFF & TEAM PERSONNEL

**Manager** ..... Cesar Martin  
**Pitching Coach** ..... Hector Eduardo  
**Pitching Coach** ..... Oswald Peraza  
**Hitting Coach** ..... Guadalupe Javalera  
**Trainer** ..... Julian Varela  
**Academy Admin.** ..... Jesus Mejia  
**Academy Coord.** ..... Pablo Cruz

#### 2011 TEAM LEADERS

(\*Min. 187 TPA or 55 IP)

**\*AVG:** .244, Cesar Barazarte  
**HR:** 3, Tonguar Perez  
**RBI:** 22, Emilio Guerrero  
**RUNS:** 27, Angel Rojas  
**HITS:** 43, Emilio Guerrero  
**2B:** 11, Emilio Guerrero  
**3B:** 3, Ricardo Guillen, Mauricio Nagahashi & Tonguar Perez  
**SB:** 23, Angel Rojas & Mauricio Nagahashi  
**GAMES:** 62, Angel Rojas

**W:** 4, Cesar Sanchez  
**L:** 8, Yefry Del Rosario & Gilberto Vielma  
**SV:** 4, Steven Romero  
**\*ERA:** 1.22, Ericdavis Marquez  
**IP:** 65.2, Luis Zerpa  
**SO:** 63, Cesar Sanchez  
**GAMES:** 25, Luis Zerpa  
**STARTS:** 13, Yefry Del Rosario  
**CG:** None

#### BLUE JAYS ROOKIE AFFILIATE HISTORY

2011-	Bluefield Blue Jays	APPY
2007-	Gulf Coast League Blue Jays	GCL
2003-2006	Pulaski Blue Jays	APPY
1978-2002	Medicine Hat Blue Jays	PIO
1991-1995	Gulf Coast League Blue Jays	GCL
1981-1985	Gulf Coast League Blue Jays	GCL

#### BLUE JAYS FOREIGN ROOKIE AFFILIATE HISTORY

1989-	Dominican Summer League Blue Jays	DSL
2007-2008	Dominican Summer League Blue Jays2	DSL
1997	Sydney Storm	ABL
1994	Dominican Summer League Blue Jays2	DSL
1992-1993	Dominican Summer League Blue Jays East	DSL
1992-1993	Dominican Summer League Blue Jays West	DSL
1991	Dominican Summer League Blue Jays2	DSL



# BLUE JAYS AMATEUR DRAFT

## TORONTO BLUE JAYS JUNE 2011 FIRST YEAR PLAYER DRAFT

Rnd	Pick	Player	School	Hometown	Pos	B/T	Ht	Wt	DOB	Class
1	21	Tyler Beede	Lawrence Academy	Auburn, MA	P	R/R	6-4	200	5/23/93	HS
<b>1A</b>	<b>35</b>	<b>Jacob Anderson</b>	<b>Chino HS</b>	<b>Chino, CA</b>	<b>CF</b>	<b>R/R</b>	<b>6-4</b>	<b>185</b>	<b>11/22/92</b>	<b>HS</b>
<b>1A</b>	<b>46</b>	<b>Joseph Musgrove</b>	<b>Grossmont HS</b>	<b>El Cajon, CA</b>	<b>P</b>	<b>R/R</b>	<b>6-5</b>	<b>225</b>	<b>12/4/92</b>	<b>HS</b>
<b>1A</b>	<b>53</b>	<b>Dwight Smith Jr.</b>	<b>McIntosh HS</b>	<b>Peachtree City, CA</b>	<b>RF</b>	<b>L/R</b>	<b>5-11</b>	<b>185</b>	<b>10/26/92</b>	<b>HS</b>
<b>1A</b>	<b>57</b>	<b>Kevin Comer</b>	<b>Seneca HS</b>	<b>Shamong, NJ</b>	<b>P</b>	<b>R/R</b>	<b>6-4</b>	<b>210</b>	<b>8/1/92</b>	<b>HS</b>
2	74	Daniel Norris	Science Hill HS	Johnson City, TN	P	L/L	6-3	180	4/25/93	HS
2	78	Jeremy Gabryszewski	Crosby HS	Crosby, TX	P	R/R	6-3	205	6/13/93	HS
3	108	John Stilson	Texas A&M	Texarkana, TX	P	R/R	6-3	190	7/28/90	SR
4	139	Thomas Robson	Delta Secondary School	Delta, BC	P	R/R	6-4	200	6/27/93	HS
5	169	Andrew Chin	Buckingham Browne & Nichols	Newton, MA	P	L/L	6-2	175	9/22/92	HS
6	199	Anthony Desclafani	University of Florida	Freehold, NJ	P	R/R	6-2	195	4/18/90	JR
7	229	Christian Lopes	Edison HS	Huntington Beach, CA	SS	R/R	6-0	185	10/1/92	HS
8	259	Mark Biggs	Warren East HS	Bowling Green, KY	P	R/R	6-3	195	5/10/93	HS
9	289	Andrew Suarez	C. Columbus HS	Miami, FL	P	L/L	6-2	210	9/11/92	HS
10	319	Aaron Garza	Galveston Ball HS	Galveston, TX	P	R/R	6-4	170	9/28/92	HS
<b>11</b>	<b>349</b>	<b>Andrew Burns</b>	<b>University of Arizona</b>	<b>Fort Collins, CO</b>	<b>SS</b>	<b>R/R</b>	<b>6-2</b>	<b>185</b>	<b>8/7/90</b>	<b>SR</b>
12	379	John Norwood	Seton Hall Prep School	Peapack, NJ	CF	R/R	6-2	190	9/24/92	HS
<b>13</b>	<b>409</b>	<b>Matthew Dean</b>	<b>The Colony HS</b>	<b>Highland Village, TX</b>	<b>3B</b>	<b>R/R</b>	<b>6-3</b>	<b>190</b>	<b>12/22/92</b>	<b>HS</b>
14	439	Nicholas Wiper	Newport HS	Bellvue, WA	P	R/R	6-4	185	6/3/92	HS
15	469	Cody Glenn	Westbury Christian School	Houston, TX	P	L/L	6-4	185	7/8/92	HS
16	499	Richard Prigatano	Saint Francis HS	Los Gatos, CA	1B	R/R	6-3	195	9/24/92	HS
<b>17</b>	<b>529</b>	<b>Brady Dragmire</b>	<b>Bradshaw Christian</b>	<b>Elk Grove, CA</b>	<b>P</b>	<b>R/R</b>	<b>6-1</b>	<b>180</b>	<b>2/5/93</b>	<b>HS</b>
<b>18</b>	<b>559</b>	<b>Jonathan Berti</b>	<b>Bowling Green St. Univ.</b>	<b>Troy, MI</b>	<b>SS</b>	<b>R/R</b>	<b>5-10</b>	<b>180</b>	<b>1/22/90</b>	<b>JR</b>
19	589	Luke Weaver	Deland HS	Deland, FL	P	R/R	6-2	165	8/21/93	HS
20	619	Joel Seddon	St. Clair HS	St. Clair, MI	P	R/R	6-1	165	7/13/92	HS
<b>21</b>	<b>649</b>	<b>Peter Mooney</b>	<b>Univ. of South Carolina</b>	<b>Loxahatchee, FL</b>	<b>SS</b>	<b>L/R</b>	<b>5-8</b>	<b>160</b>	<b>8/19/90</b>	<b>JR</b>
22	679	Aaron Nola	Catholic HS	Baton Rouge, LA	P	R/R	6-1	164	6/4/93	HS
23	709	K'Shawn Smith	Indian River State Coll.	Dover, FL	SS	R/R	5-10	170	7/31/92	J1
<b>24</b>	<b>739</b>	<b>David Rollins</b>	<b>San Jacinto College North</b>	<b>De Berry, TX</b>	<b>P</b>	<b>L/L</b>	<b>6-1</b>	<b>195</b>	<b>12/21/89</b>	<b>J2</b>
<b>25</b>	<b>769</b>	<b>Eric Arce</b>	<b>No School</b>	<b>Lakeland, FL</b>	<b>1B</b>	<b>L/R</b>	<b>5-9</b>	<b>204</b>	<b>11/29/91</b>	
<b>26</b>	<b>799</b>	<b>Justin Atkinson</b>	<b>N. Surrey Secondary Sch.</b>	<b>Surrey, BC</b>	<b>SS</b>	<b>R/R</b>	<b>6-1</b>	<b>195</b>	<b>7/24/93</b>	<b>HS</b>
<b>27</b>	<b>829</b>	<b>Derrick Loveless</b>	<b>Solon Senior HS</b>	<b>Solon, IA</b>	<b>CF</b>	<b>L/R</b>	<b>6-2</b>	<b>210</b>	<b>3/7/93</b>	<b>HS</b>
<b>28</b>	<b>859</b>	<b>Jorge Vega-Rosado</b>	<b>Miami Dade CC North</b>	<b>Deltona, FL</b>	<b>SS</b>	<b>R/R</b>	<b>5-8</b>	<b>175</b>	<b>12/5/91</b>	<b>J1</b>
<b>29</b>	<b>889</b>	<b>Taylor Cole</b>	<b>Brigham Young Univ.</b>	<b>Las Vegas, NV</b>	<b>P</b>	<b>R/R</b>	<b>6-1</b>	<b>185</b>	<b>8/20/89</b>	<b>SO</b>
<b>30</b>	<b>919</b>	<b>Kevin Patterson</b>	<b>Auburn University</b>	<b>Calera, AL</b>	<b>1B</b>	<b>L/R</b>	<b>6-4</b>	<b>220</b>	<b>9/28/88</b>	<b>JR</b>
31	949	Austin Nola	Louisiana State Univ.	Baton Rouge, LA	SS	R/R	6-0	185	12/28/89	SR
<b>32</b>	<b>979</b>	<b>Kevin Pillar</b>	<b>Cal State Dominguez Hills</b>	<b>West Hills, CA</b>	<b>CF</b>	<b>R/R</b>	<b>6-0</b>	<b>200</b>	<b>1/4/89</b>	<b>JR</b>
<b>33</b>	<b>1009</b>	<b>Kramer Champlin</b>	<b>Arizona State University</b>	<b>Olympia, WA</b>	<b>P</b>	<b>R/R</b>	<b>6-6</b>	<b>200</b>	<b>3/8/90</b>	<b>SR</b>
<b>34</b>	<b>1039</b>	<b>Luis Munoz</b>	<b>Northwestern State Univ.</b>	<b>Laveen, AZ</b>	<b>C</b>	<b>R/R</b>	<b>5-9</b>	<b>190</b>	<b>12/24/88</b>	<b>HS</b>
35	1069	Jerrick Suiter	Valparaiso HS	Valparaiso, IN	P	R/R	6-3	210	3/4/93	SR
<b>36</b>	<b>1099</b>	<b>Andrew Sikula</b>	<b>Marshall University</b>	<b>S. Charleston, WV</b>	<b>P</b>	<b>R/R</b>	<b>6-0</b>	<b>193</b>	<b>12/21/88</b>	<b>SR</b>
<b>37</b>	<b>1129</b>	<b>Leslie Williams</b>	<b>Northeastern University</b>	<b>Toronto, ON</b>	<b>P</b>	<b>R/R</b>	<b>6-2</b>	<b>220</b>	<b>3/2/89</b>	<b>SR</b>
<b>38</b>	<b>1159</b>	<b>Nico Taylor</b>	<b>Northwood University</b>	<b>McKinney, TX</b>	<b>CF</b>	<b>R/R</b>	<b>6-4</b>	<b>220</b>	<b>2/9/90</b>	<b>SO</b>
39	1189	Christopher Cox	Canisius College	St. George, ON	P	R/R	6-1	205	10/3/88	SR
<b>40</b>	<b>1219</b>	<b>Nicholas Baligod</b>	<b>Oral Roberts University</b>	<b>Fairfield, CA</b>	<b>OF</b>	<b>L/R</b>	<b>5-10</b>	<b>190</b>	<b>8/28/87</b>	<b>SR</b>
<b>41</b>	<b>1249</b>	<b>Cody Bartlett</b>	<b>Washington State Univ.</b>	<b>Kent, WA</b>	<b>SS</b>	<b>R/R</b>	<b>5-8</b>	<b>180</b>	<b>7/22/88</b>	<b>SR</b>
<b>42</b>	<b>1279</b>	<b>Shane Davis</b>	<b>Canisius College</b>	<b>London, ON</b>	<b>P</b>	<b>R/L</b>	<b>5-11</b>	<b>185</b>	<b>4/19/88</b>	<b>SR</b>
43	1309	Jake Eliopoulos	No School	Newmarket, ON	P	L/L	6-3	180	5/25/91	
<b>44</b>	<b>1339</b>	<b>Colby Broussard</b>	<b>Faulkner University</b>	<b>Luling, LA</b>	<b>P</b>	<b>R/R</b>	<b>6-4</b>	<b>220</b>	<b>5/8/89</b>	<b>JR</b>
45	1369	John Coy	Wichita State University	St. Joseph, MO	1B	R/R	6-7	205	1/5/89	SO
<b>46</b>	<b>1399</b>	<b>Shane Farrell</b>	<b>Marshall University</b>	<b>Westlake, OH</b>	<b>P</b>	<b>R/R</b>	<b>6-5</b>	<b>235</b>	<b>5/28/89</b>	<b>JR</b>
47	1429	Austin Davis	Central Columbia HS	Bloomsburg, PA	3B	L/R	5-10	170	4/26/93	HS
48	1459	Jacob Wakamatsu	Keller HS	Keller, TX	OF	L/R	6-0	180	5/18/92	HS
49	1489	Charles Lamar	Clearwater Cent	Clearwater, FL	P	L/L	6-0	170	8/23/92	HS
<b>50</b>	<b>1519</b>	<b>Eric Brown</b>	<b>Univ. of British Columbia</b>	<b>Thunder Bay, ON</b>	<b>P</b>	<b>L/R</b>	<b>6-1</b>	<b>185</b>	<b>2/23/89</b>	<b>SR</b>

\*\*\* PLAYERS IN BOLD WERE SIGNED BY THE CLUB \*\*\*

# BLUE JAYS AMATEUR DRAFT

## TORONTO BLUE JAYS JUNE 2012 FIRST YEAR PLAYER DRAFT

Rnd	Pick	Player	School	Hometown	Pos	B/T	Ht	Wt	DOB	Class
1	17	<b>D.J. Davis</b>	<b>Stone County HS</b>	<b>Wiggins, MS</b>	<b>CF</b>	<b>L/L</b>	<b>6-1</b>	<b>180</b>	<b>6/27/93</b>	<b>HS</b>
1	22	Marcus Stroman	Duke	Medford, NY	P	R/R	5-9	185	5/1/91	JR
1A	50	<b>Matt Smoral</b>	<b>Solon HS</b>	<b>Solon, OH</b>	<b>P</b>	<b>L/L</b>	<b>6-8</b>	<b>220</b>	<b>3/18/94</b>	<b>HS</b>
1A	58	<b>Mitch Nay</b>	<b>Hamilton HS</b>	<b>Chandler, AZ</b>	<b>3B</b>	<b>R/R</b>	<b>6-3</b>	<b>195</b>	<b>9/20/93</b>	<b>HS</b>
1A	60	<b>Tyler Gonzales</b>	<b>James Madison HS</b>	<b>San Antonio, TX</b>	<b>P</b>	<b>R/R</b>	<b>6-2</b>	<b>175</b>	<b>1/22/93</b>	<b>HS</b>
2	81	Chase DeJong	Woodrow Wilson HS	Long Beach, CA	P	L/R	6-4	185	12/29/93	HS
3	112	<b>Anthony Alford</b>	<b>Petal HS</b>	<b>Petal, MS</b>	<b>CF</b>	<b>R/R</b>	<b>6-1</b>	<b>205</b>	<b>7/20/94</b>	<b>HS</b>
4	145	<b>Tucker Donahue</b>	<b>Stetson</b>	<b>Coral Springs, FL</b>	<b>RHP</b>	<b>R/R</b>	<b>6-2</b>	<b>200</b>	<b>8/27/90</b>	<b>SR</b>
5	175	<b>Brad Delatte</b>	<b>Nicholls State</b>	<b>Gonzales, LA</b>	<b>LHP</b>	<b>L/L</b>	<b>6-0</b>	<b>175</b>	<b>1/13/90</b>	<b>SR</b>
6	205	<b>Eric Phillips</b>	<b>Georgia Southern</b>	<b>Carrollton, GA</b>	<b>3B</b>	<b>R/R</b>	<b>6-2</b>	<b>205</b>	<b>7/16/90</b>	<b>SR</b>
7	235	<b>Ian Parmley</b>	<b>Liberty</b>	<b>Maltby, WA</b>	<b>OF</b>	<b>L/L</b>	<b>5-11</b>	<b>175</b>	<b>12/19/89</b>	<b>SR</b>
8	265	<b>Tucker Frawley</b>	<b>Coastal Carolina</b>	<b>Lexington, SC</b>	<b>C</b>	<b>R/R</b>	<b>6-1</b>	<b>195</b>	<b>6/1/89</b>	<b>SR</b>
9	295	<b>Jordan Leyland</b>	<b>Azusa Pacific</b>	<b>San Dimas, CA</b>	<b>1B</b>	<b>R/R</b>	<b>6-4</b>	<b>205</b>	<b>9/6/89</b>	<b>SR</b>
10	325	<b>Alex Azor</b>	<b>Navy</b>	<b>Miami, FL</b>	<b>CF</b>	<b>L/L</b>	<b>5-11</b>	<b>190</b>	<b>11/21/88</b>	<b>SR</b>
11	355	Grant Heyman	Pittsford Sutherland HS	Pittsford, NY	OF	L/R	6-4	185	11/7/93	HS
12	385	Ryan Kellogg	Henry Street HS	Whitby, ON, Canada	LHP	R/L	6-5	215	2/4/94	HS
13	415	<b>John Silviano</b>	<b>Summit Christian School</b>	<b>Hypoluxo, FL</b>	<b>C</b>	<b>L/R</b>	<b>5-11</b>	<b>190</b>	<b>7/11/94</b>	<b>HS</b>
14	445	<b>Zakery Wasilewski</b>	<b>Tazewell HS</b>	<b>Tazewell, VA</b>	<b>LHP</b>	<b>L/L</b>	<b>6-1</b>	<b>190</b>	<b>6/16/93</b>	<b>HS</b>
15	475	Ryan Borucki	Mundelein HS	Mundelein, IL	LHP	L/L	6-4	175	3/31/94	HS
16	505	Will DuPont	Lafayette HS	Ellisville, MO	2B	L/R	6-0	170	12/1/93	HS
17	535	<b>Shane Dawson</b>	<b>Lethbridge CC</b>	<b>Drayton Valley, AL, Canada</b>	<b>LHP</b>	<b>R/L</b>	<b>6-1</b>	<b>180</b>	<b>9/9/93</b>	<b>J1</b>
18	565	Alonzo Gonzalez	Glendale College	Santa Monica, CA	LHP	L/L	6-5	200	1/15/92	J1
19	595	<b>Jorge Flores</b>	<b>Central Arizona College</b>	<b>Chandler, AZ</b>	<b>SS</b>	<b>R/R</b>	<b>5-5</b>	<b>165</b>	<b>11/25/91</b>	<b>J2</b>
20	625	<b>Dennis Jones</b>	<b>Hillsborough CC</b>	<b>Pike Hill, AL</b>	<b>CF</b>	<b>R/R</b>	<b>6-3</b>	<b>185</b>	<b>9/4/92</b>	<b>J1</b>
21	655	<b>Colton Turner</b>	<b>Texas State</b>	<b>Joshua, Texas</b>	<b>LHP</b>	<b>L/L</b>	<b>6-3</b>	<b>185</b>	<b>1/17/91</b>	<b>JR</b>
22	685	Josh Almonte	Long Island City HS	Corona, NY	RF	R/R	6-3	193	1/28/94	HS
23	715	Trey Pascazi	East Rochester HS	East Rochester, NY	SS	S/R	6-1	175	8/7/93	HS
24	745	Matt Rose	Palm Bay HS	Palm Bay, FL	RHP	R/R	6-4	195	8/12/94	HS
25	775	<b>Jason Leblebajian</b>	<b>Bradley</b>	<b>Arlington Heights, IL</b>	<b>SS</b>	<b>R/R</b>	<b>6-1</b>	<b>190</b>	<b>5/13/91</b>	<b>JR</b>
26	805	Nathan DeSouza	E.C. Drury HS	Milton, ON, Canada	RF	L/R	6-1	175	7/13/94	HS
27	835	Daniel Zamora	Bishop Amat HS	La Puente, CA	LHP	L/L	6-2	185	4/15/93	HS
28	865	<b>Dan Klein</b>	<b>Kansas State</b>	<b>Overland Park, KS</b>	<b>C</b>	<b>R/R</b>	<b>5-10</b>	<b>185</b>	<b>8/29/90</b>	<b>SR</b>
29	895	Cole Irvin	Servite HS	Yorba Linda, CA	LHP	L/L	6-4	180	1/31/94	HS
30	925	Devin Pearson	Carmel HS	Carmel, CA	OF	R/R	5-10	175	1/10/94	HS
31	955	<b>Derrick Chung</b>	<b>Cal State Sacramento</b>	<b>Cypress, CA</b>	<b>SS</b>	<b>R/R</b>	<b>5-11</b>	<b>180</b>	<b>2/23/88</b>	<b>5S</b>
32	985	<b>Jorge Saez</b>	<b>Lee University</b>	<b>Miami, FL</b>	<b>C</b>	<b>R/R</b>	<b>5-10</b>	<b>185</b>	<b>8/28/90</b>	<b>JR</b>
33	1015	Jonathan Harris	Hazelwood Central HS	Florissant, MO	RHP	R/R	6-3	160	10/16/93	HS
34	1045	Brandon Lopez	American Heritage School	Miramar, FL	SS	R/R	6-1	175	9/9/93	HS
35	1075	Devyn Rivera	California Baptist Univ.	Gilbert, AZ	RHP	R/R	6-3	195	6/13/90	SR
36	1105	Brian Cruz	Galveston College	Miami, FL	SS	R/R	5-10	175	10/12/91	J1
37	1135	Daniel Devonshire	Colby CC	Auckland, New Zealand	1B	L/R	6-1	220	3/30/92	J1
38	1165	Nick Lovullo	Newbury Park HS	Thousand Oaks, CA	SS	R/R	6-0	175	12/01/93	HS
39	1195	<b>Shaun Valeriote</b>	<b>Brock University</b>	<b>Guelph, ON, Canada</b>	<b>3B</b>	<b>R/R</b>	<b>6-1</b>	<b>200</b>	<b>1/22/90</b>	<b>JR</b>
40	1225	Jose Cuas	Grand Street Campus		SS	R/R	6-2	167	6/28/94	HS

\*\*\* PLAYERS IN BOLD WERE SIGNED BY THE CLUB AS OF JUNE 19, 2012 \*\*\*

# BASEBALL AMERICA RANKINGS

## TORONTO BLUE JAYS TOP 30 PROSPECT RANKINGS

- |                              |                             |
|------------------------------|-----------------------------|
| 1. Travis D'Arnaud, c        | 16. Dwight Smith Jr., of    |
| 2. Anthony Gose, of          | 17. Kevin Comer, rhp        |
| 3. Jake Marisnick, of        | 18. Adonys Cardona, rhp     |
| 4. Daniel Norris, lhp        | 19. Kellen Sweeney, 3b      |
| 5. Justin Nicolino, lhp      | 20. Joe Musgrove, rhp       |
| 6. Aaron Sanchez, rhp        | 21. Jacob Anderson, of      |
| 7. Noah Syndergaard, rhp     | 22. David Cooper, 1b        |
| 8. Deck McGuire, rhp         | 23. Michael Crouse, of      |
| 9. Drew Hutchison, rhp       | 24. Marcus Knecht, of       |
| 10. Asher Wojciechowski, rhp | 25. Christopher Hawkins, of |
| 11. Matt Dean, 3b            | 26. John Stilson, rhp       |
| 12. A.J. Jimenez, c          | 27. Dickie Joe Thon, ss     |
| 13. Adeiny Hechavarria, ss   | 28. Chad Jenkins, rhp       |
| 14. Carlos Perez, c          | 29. Christian Lopes, ss     |
| 15. Moises Sierra, of        | 30. Roberto Osuna, rhp      |

## TORONTO BLUE JAYS ORGANIZATION BEST TOOLS RANKINGS

BEST TOOLS	Player	2011 Club	2012 Club
Best Hitter for Avg.	Travis d'Arnaud	New Hampshire (AA)	LV (AAA)
Best Power Hitter	Travis d'Arnaud	New Hampshire (AA)	LV (AAA)
Best Strike Zone Disc.	David Cooper	LV (AAA)/TOR (MLB)	LV (AAA)
Fastest Baserunner	Anthony Gose	New Hampshire (AA)	LV (AAA)
Best Athlete	Jake Marisnick	Lansing (A)	Dunedin (A+)
Best Fastball	Noah Syndergaard	Blue. (R)/Van. (SS)/Lan. (A)	Lansing (A)
Best Curveball	Aaron Sanchez	Bluefield (R)/Van. (SS)	Lansing (A)
Best Slider	Deck McGuire	New Hampshire (AA)	NH (AA)
Best Changup	Justin Nicolino	Vancouver (SS)/Lan. (A)	Lansing (A)
Best Control	Drew Hutchison	Lan. (A)/Dun. (A+)/NH (AA)	NH (AA)
Best Def. Catcher	A.J. Jimenez	Dunedin (A+)	NH (AA)
Best Def. Infielder	Adeiny Hechavarria	New Hamp. (AA)/LV (AAA)	LV (AAA)
Best Infield Arm	Adeiny Hechavarria	New Hamp. (AA)/LV (AAA)	LV (AAA)
Best Defensive OF	Anthony Gose	New Hampshire (AA)	LV (AAA)
Best Outfield Arm	Moises Sierra	New Hampshire (AA)	LV (AAA)



# 2012 REGULAR SEASON SCHEDULE



## JUNE

SUN	MON	TUE	WED	THU	FRI	SAT
17	18	19 @ BRI 7:00	20 @ BRI 7:00	21 @ BRI 7:00	22 JC 7:05	23 JC 7:05
24 JC 6:05	25 @ BUR 7:00	26 @ BUR 7:00	27 @ BUR 7:00	28 @ KPT 7:00	29 @ KPT 7:00	30 @ KPT 6:00

## JULY

SUN	MON	TUE	WED	THU	FRI	SAT
1 PUL 6:05	2 PUL 7:05	3 PUL 7:05	4 DAN 7:05	5 DAN 7:05	6 DAN 7:05	7 @ BUR 7:00
8 @ BUR 6:00	9 @ BUR 7:00	10	11 @ PUL 7:00	12 @ PUL 7:00	13 @ PUL 7:00	14 @ ELZ 7:00
15 @ ELZ 7:00	16 @ ELZ 7:00	17 PRI 7:05	18 PRI 7:05	19 PRI 7:05	20 @ PRI 7:05	21 PRI 7:05
22 DAN 6:05	23 DAN 7:05	24 DAN 7:05	25	26 @ PRI 7:05	27 @ PRI 7:05	28 @ PRI 7:05
29 GRN 6:05	30 GRN 7:05	31 GRN 7:05				

## AUGUST

SUN	MON	TUE	WED	THU	FRI	SAT
			1 @ JC 7:00	2 @ JC 7:00	3 @ JC 7:00	4 BRI 7:05
5 BRI 6:05	6 BRI 7:05	7 @ PRI 7:05	8 @ PRI 7:05	9 @ PRI 7:05	10 BUR 7:05	11 BUR 7:05
12 BUR 6:05	13	14 ELZ 7:05	15 ELZ 7:05	16 ELZ 7:05	17 @ DAN 7:00	18 @ DAN 7:00
19 @ DAN 4:00	20 PUL 7:05	21 PUL 7:05	22 PUL 7:05	23 KPT 7:05	24 KPT 3:05	25 KPT 7:05
26 @ GRN 6:00	27 @ GRN 7:00	28 @ GRN 7:00	29	30	31	

**EASTERN DIVISION**  
 BLU - Bluefield Blue Jays  
 BUR - Burlington Royals  
 DAN - Danville Royals  
 PRI - Princeton Rays  
 PUL - Pulaski Mariners

**WESTERN DIVISION**  
 BRI - Bristol White Sox  
 ELZ - Elizabethton Twins  
 GRN - Greeneville Astros  
 JC - Johnson City Cardinals  
 KPT - Kingsport Mets

Bowen Field  
 Stadium Drive  
 P.O. BOX 356  
 Bluefield, WV 24701  
 Office: (304) 324-1326  
 Fax: (304) 324-1318  
[www.BluefieldJays.com](http://www.BluefieldJays.com)