

2019-2020 AHL GUIDE & **RECORD BOOK**

JET SPEED FT2

JET SPEED FT2

CCM

SCORE FROM EVERYWHERE

CCM

MADE OF HOCKEY



2019-20

American Hockey League Official Guide & Record Book

Distributed by:

AMERICAN HOCKEY LEAGUE

One Monarch Place, Suite 2400 • Springfield, MA 01144 • (413) 781-2030
theahl.com



Guide & Record Book Editors

Jason Chaimovitch, AHL Vice President of Communications
Hannah Bevis, AHL Manager of Digital and Social Media

2018-19 Team Photographer Credits

Mark Nessia (BAK); Belleville Senators (BEL); JustSports Photography (BNG/HER/LV); John McCreary/Champion City Sports (BRI); Gregg Forwerck, Jacob Kupferman (CHA); Ross Dettman, Dale Woltman (CHI); John Saraya/Cleveland Monsters (CLE); Nick Monaghan, Ashley Potts, Jordan Reyes (COL); Mark Newman, Sam Iannamico (GR); Bill Mercey (HFD); Shane Abbitt, Tim Garland (IA); L'Arena du Rocket, Inc. (LAV); Jonathan Kozub (MB); Scott Paulus (MIL); Jessica Harsen (ONT); Alan Sullivan (PRO); Micheline Veluvolu (ROC); Todd Reicher, Nathan Vestal, Brad Replinger, Kris Gray (RFD); Darren Abate (SA); Jon Hayt (SD); Kavin Mistry (SJ); Kelly Shea, China Wong (SPR); Jack Lima, Gabe Willett/Asvitt Photography (STK); Scott Thomas, Eric Payne, Dan Thompson (SYR); Andy Nietupski, Mollie Kendall, Taylor Sammarco (TEX); Christian Bonin, Thomas Skrlj, Lucas Kschischang (TOR); Kate Dibildox, Chris Hook (TUC); Lindsay A. Mogle (UTI); KDP Studio (WBS)

Other Photo Credits

Getty Images; National Hockey League; Hockey Hall of Fame; AHL Archives

Special Thanks to

AHL Public Relations Departments; NHL Public Relations Departments; National Hockey League; Hockey Hall of Fame; Carr Printing 2.0; James C. Hendy

Copyright © 2019-20 by the American Hockey League. All rights reserved.


This book may not be reproduced in any form without the prior written consent of the American Hockey League.



Table of Contents

| | |
|--|-----|
| Letter of Welcome from the President | 3 |
| David A. Andrews, President and CEO | 4 |
| AHL Management | 5 |
| AHL Board of Governors | 6 |
| Our NHL Partners in Development | 8 |
| 2019-20 AHL Conference and Divisional Alignment | 9 |
| AHL Hockey: A Tradition of Excellence | 10 |
| Welcome from NHL Commissioner Gary Bettman | 12 |
| 2019-20 AHL Corporate Partners and On-Ice Suppliers | 14 |
| AHL Awards | 16 |
| AHL First and Second All-Star Teams/All-Rookie Teams | 28 |
| History of the AHL | 34 |
| American Hockey League Hall of Fame | 38 |
| AHL Alumni in the Hockey Hall of Fame | 40 |
| 2018-19 AHL Team Directories | 41 |
| Bakersfield Condors | 42 |
| Belleville Senators | 46 |
| Binghamton Devils | 50 |
| Bridgeport Sound Tigers | 54 |
| Charlotte Checkers | 58 |
| Chicago Wolves | 62 |
| Cleveland Monsters | 66 |
| Colorado Eagles | 70 |
| Grand Rapids Griffins | 74 |
| Hartford Wolf Pack | 78 |
| Hershey Bears | 82 |
| Iowa Wild | 88 |
| Laval Rocket | 92 |
| Lehigh Valley Phantoms | 96 |
| Manitoba Moose | 100 |
| Milwaukee Admirals | 104 |
| Ontario Reign | 108 |
| Providence Bruins | 112 |
| Rochester Americans | 118 |
| Rockford IceHogs | 124 |
| San Antonio Rampage | 128 |
| San Diego Gulls | 132 |
| San Jose Barracuda | 136 |
| Springfield Thunderbirds | 140 |
| Stockton Heat | 144 |
| Syracuse Crunch | 148 |
| Texas Stars | 154 |
| Toronto Marlies | 158 |
| Tucson Roadrunners | 162 |
| Utica Comets | 166 |
| Wilkes-Barre/Scranton Penguins | 170 |
| AHL Attendance Records | 174 |
| AHL Head Coaching History | 176 |
| All-Time Regular Season Records | 182 |
| All-Time Calder Cup Records and History | 198 |
| AHL All-Star Classic History | 216 |
| Yearly AHL Standings and Leaders, 1936-2019 | 223 |
| All-Time AHL Team Register | 274 |
| 2018-19 Final Official Statistics | 300 |
| 2019-20 Regular Season Schedule | 369 |





DAVID ANDREWS

PRESIDENT AND CHIEF EXECUTIVE OFFICER
AMERICAN HOCKEY LEAGUE



TheAHL.com

Dear Fans,

It is my pleasure once again to welcome you all to a new season of American Hockey League action, as we continue a tradition of excellence that dates back to our founding as a league in 1936.

The AHL remains proud of its role in developing nearly all of the players, coaches, executives, trainers, broadcasters and officials who you see throughout the National Hockey League today. For more than eight decades, generations of our great fans have been able to cheer on future superstars and Stanley Cup champions, and more than 100 eventual members of the Hockey Hall of Fame.

The 2019-20 season is sure to be another memorable one as we drop the puck in 31 cities across North America, all vying to become the next Calder Cup champion.

Thank you all for your continuing support of the AHL.

Sincerely,

DAVID A. ANDREWS
PRESIDENT & CEO | AMERICAN HOCKEY LEAGUE



David A. Andrews President and Chief Executive Officer

In his 26th season as President and CEO of the American Hockey League, David Andrews remains one of the most influential executives in hockey and all of minor professional sports. He has grown the AHL exponentially and has significantly redefined its mission, expanding the league’s footprint from a regional 16-team circuit to a 31-team league stretching from coast to coast with every AHL franchise serving as the exclusive primary development affiliate for a National Hockey League organization.

Andrews has dramatically repositioned the league since 1994 by attracting new member cities, recruiting new ownership and forging new development partnerships with all 31 NHL teams: during his tenure he has managed more than 230 transactions impacting member clubs’ locations, ownership and NHL affiliation agreements. In a challenging economic climate and a competitive pro hockey landscape, Andrews has strategically managed and grown an AHL which now impacts the development of nearly 90 percent of the players and virtually all of the coaches, managers and officials in the NHL.

In 2001, Andrews led an expansion which resulted in the absorption of six franchises and the dissolution of the AHL’s long-time competitor, the International Hockey League. And in 2015, Andrews negotiated and brought to a successful outcome the complex process of relocating teams into five markets in California, an enterprise which has since expanded further into Arizona and Colorado and continues to develop and strengthen the game in the western United States.

Andrews has contributed to the growth of hockey by playing a leadership role in rules innovations – such as hybrid icing and 4-on-4 and later 3-on-3 overtime play – and player safety initiatives. The AHL has instituted safety standards relative to head checking and checking from behind; introduced mandatory visors for all skaters; and provided a safer environment for its players by adopting a modified schedule that reduced the number of games played, increased the length of the playing calendar and eliminated sequences of teams playing four games in five days.

On the business front, Andrews has grown corporate and broadcast partnerships to new levels, built strong platforms for the league’s special events such as the All-Star Classic and Calder Cup Finals, and has overseen dramatic increases in league-wide revenues and franchise values.

A native of Nova Scotia, Andrews assumed his duties as AHL President in July 1994 with a first-hand knowledge of the league; he served on the Board of Governors as the Edmonton Oilers’ director of AHL operations for seven years, building the Cape Breton Oilers franchise into one of the most successful AHL clubs both on and off the ice – contributing to two Stanley Cup championships (1988, 1990) and the 1993 Calder Cup title. Andrews received the James C. Hendy Award as the AHL’s outstanding executive in 1990.

Prior to joining the Oilers, Andrews was employed by the government of Canada as a senior consultant with SportCanada. In that position, he was responsible for providing direction to five national Winter Olympic sport organizations in the development of the national team for the 1988 Winter Olympic Games in Calgary. Andrews’ hockey background includes serving as head coach and director of hockey operations for the Victoria Cougars of the Western Hockey League from 1982-84, and he served as an assistant coach for the Cougars when they represented the WHL in the 1981 Memorial Cup. He has also served as head coach of the 1982 Canadian National Under-18 Program.

Andrews was the Hockey Development Coordinator for the Province of British Columbia from 1975-80. He served 10 years on the Canadian Amateur Hockey Association’s Developmental Council and was chairman of the coaching committee for CAHA during that time. During his playing days as a goaltender, Andrews was a conference all-star and MVP at both Dalhousie University and the University of British Columbia. He played four years professionally for RAAK in the Dutch first division.

In recognition of his accomplishments, Andrews was awarded the Lester Patrick Trophy in 2010 for contributions to hockey in the United States. He has also been honored with induction into the British Columbia Hockey Hall of Fame and the Nova Scotia Sport Hall of Fame. And in addition to his position with the AHL, Andrews currently serves as Chairman of the Selection Committee for the Order of Hockey in Canada, and as Vice-Chairman of the Hockey Canada Foundation.

Andrews and his wife, Marleen, have three children – Chrissy, Brad and Jeff – and seven grandchildren.

| AHL Presidents | |
|-----------------------|---------|
| Maurice Podoloff | 1936-52 |
| Emory Jones | 1952-53 |
| John B. Sollenberger | 1953-54 |
| John D. Chick | 1954-57 |
| Richard F. Canning | 1957-61 |
| James G. Balmer | 1961-64 |
| John T. (Jack) Riley | 1964-66 |
| Jack A. Butterfield | 1966-94 |
| David A. Andrews | 1994- |





AHL Personnel



Chris Nikolis
Executive Vice President,
Business



Michael Murray
Executive Vice President,
Hockey Operations



Sean Lavoine
Vice President,
Marketing/Business Operations



Jason Chaimovitch
Vice President,
Communications



Melissa McNamara
Vice President,
Hockey Operations/Governance




Corey Williams
Vice President,
Team Business Services



Drew Griffin
Director,
Finance and Administration



Sean Smith
Manager,
Marketing Services




Emily Vance
Manager,
Business Analytics



Hannah Bevis
Manager,
Digital and Social Media



Casey Litwack
Manager,
Hockey Operations



Alex Zito
Manager,
Creative Services



Rachel Bartosz
Coordinator,
Marketing Services



Alison Izzi
Executive Assistant,
Hockey Administration



American Hockey League Board of Governors



Kevin Lowe



Eugene Melnyk



Ray Shero



Scott Malkin



Michael Kahn



Don Levin



Len Komoroski




Martin Lind



Dan DeVos



Jeff Gorton



Bryan Helmer



Todd Frederickson



John Sedgwick



Jim Brooks



Craig Heisinger



Harris Turer



Darren Abbott



Matt Poore



Jason Botterill



Troy Flynn





Rick Pych



Bob Ferguson



Jon Gustafson



Paul Picknelly



Brad Treliving



Howard Dolgon



Tom Gaglardi



Laurence Gilman



Ahron Cohen



Francesco Aquilini



Jeff Barrett



Our NHL Partners in Development



Bakersfield
Condors



Edmonton
Oilers



Belleville
Senators



Ottawa
Senators



Binghamton
Devils



New Jersey
Devils



Bridgeport
Sound Tigers



New York
Islanders



Charlotte
Checkers



Carolina
Hurricanes



Chicago
Wolves



Vegas
Golden Knights



Cleveland
Monsters



Columbus
Blue Jackets



Colorado
Eagles



Colorado
Avalanche



Grand Rapids
Griffins



Detroit
Red Wings



Hartford
Wolf Pack



New York
Rangers



Hershey
Bears



Washington
Capitals



Iowa
Wild



Minnesota
Wild



Laval
Rocket



Montreal
Canadiens



Lehigh Valley
Phantoms



Philadelphia
Flyers



Manitoba
Moose



Winnipeg
Jets



Milwaukee
Admirals



Nashville
Predators



Ontario
Reign



Los Angeles
Kings



Providence
Bruins



Boston
Bruins



Rochester
Americans



Buffalo
Sabres



Rockford
IceHogs



Chicago
Blackhawks



San Antonio
Rampage



St. Louis
Blues




San Diego
Gulls



Anaheim
Ducks



San Jose
Barracuda



San Jose
Sharks



Springfield
Thunderbirds



Florida
Panthers



Stockton
Heat



Calgary
Flames



Syracuse
Crunch



Tampa Bay
Lightning



Texas
Stars



Dallas
Stars



Toronto
Marlies



Toronto
Maple Leafs



Tucson
Roadrunners



Arizona
Coyotes



Utica
Comets



Vancouver
Canucks



W-B/Scranton
Penguins



Pittsburgh
Penguins


















2019-20 AHL Conference and Divisional Alignment

EASTERN CONFERENCE

| Atlantic | North |
|--|---|
|  Bridgeport Sound Tigers |  Belleville Senators |
|  Charlotte Checkers |  Binghamton Devils |
|  Hartford Wolf Pack |  Cleveland Monsters |
|  Hershey Bears |  Laval Rocket |
|  Lehigh Valley Phantoms |  Rochester Americans |
|  Providence Bruins |  Syracuse Crunch |
|  Springfield Thunderbirds |  Toronto Marlies |
|  Wilkes-Barre/Scranton Penguins |  Utica Comets |

WESTERN CONFERENCE

| Central | Pacific |
|---|--|
|  Chicago Wolves |  Bakersfield Condors |
|  Grand Rapids Griffins |  Colorado Eagles |
|  Iowa Wild |  Ontario Reign |
|  Manitoba Moose |  San Diego Gulls |
|  Milwaukee Admirals |  San Jose Barracuda |
|  Rockford IceHogs |  Stockton Heat |
|  San Antonio Rampage |  Tucson Roadrunners |
|  Texas Stars | |





A TRADITION OF

EXCELLENCE

BY THE NUMBERS

88%

Percentage of all NHL players in 2018-19 who were graduates of the AHL

879

Former AHL players who skated in the NHL last season

356

AHL players who also played in the NHL in 2018-19

242

Former 1st- and 2nd-round NHL draft picks who skated in the AHL in 2018-19

THE BEGINNINGS

Marking its 84th season of play in 2019-20, the American Hockey League is continuing a tradition of excellence that began in 1936 when the Canadian-American Hockey League merged with the International Hockey League to form what is today known as the AHL. Eight teams hit the ice that first season, playing in Buffalo, Cleveland,

New Haven, Philadelphia, Pittsburgh, Providence, Springfield and Syracuse.

Frank Calder, the National Hockey League's president at the time, was instrumental in the forming of this new league, and his name would be given to its championship trophy. **The first Calder Cup was won by the Syracuse Stars in 1937; the most**

recent championship was captured by the Charlotte Checkers last spring.

From those roots, the American Hockey League has grown into a 31-team league that provides fans with exciting, high-level professional hockey while preparing thousands of players, coaches, officials, executives, trainers, broadcasters and more for careers in the NHL.



FROM LEFT TO RIGHT: TUUKKA RASK, LOGAN COUTURE, NIKITA KUCHEROV, JAKE GUENTZEL, P.K. SUBBAN

▶ THE PLAYERS

In today's National Hockey League nearly 90 percent of the players are AHL alumni, including 2019 Hart Trophy winner **Nikita Kucherov**, Vezina Trophy recipient **Andrei Vasilevskiy** and Norris Trophy winner **Mark Giordano**. The 2019 Stanley Cup champion St. Louis Blues were stocked with AHL graduates including **Jordan Binnington**, whose storybook season began with the AHL's San Antonio Rampage.

During the 2018-19 season, a total of 879 AHL alumni played in the National Hockey League. There were 356 players who skated in both leagues last year alone, including Ottawa's **Drake Batherson**, Vegas's **Brandon Pirri**, Vancouver's **Thatcher Demko** and Philadelphia's **Carter Hart**.

In addition, more than 240 former first- and second-round NHL draft picks developed their skills in the AHL last season, including **Erik Brannstrom**, **Tyler Benson**, **Jake Bean**, **Martin Kaut**, **Cal Foote** and **Cody Glass**.

▶ THE LEGENDS

For the past eight decades, the American Hockey League has been home to some of the greatest players in the history of our sport.

In fact, **more than 100 honored members of the Hockey Hall of Fame have been affiliated with the AHL during their careers.**

All-time greats like **Johnny Bower**, **Toe Blake**, **Gump Worsley**, **Terry Sawchuk**, **Glenn Hall**, **Brad Park**, **Ken Dryden**, and **Brett Hull** came through the AHL ranks and now find themselves enshrined in Toronto, and the coveted Calder Cup is inscribed with the names of legendary AHL alumni like **Patrick Roy**, **Larry Robinson**, **Gerry Cheevers**, **Andy Bathgate**, **Tim Horton**, **Al Arbour**, **Emile Francis**, **Doug Harvey**, and **Billy Smith**.

“My time spent in the AHL played a huge role in the person and athlete I am today.”

— JORDAN BINNINGTON
ST. LOUIS BLUES
2018 AHL ALL-STAR
2019 STANLEY CUP CHAMPION

▶ THE COACHES

At the start of the 2019-20 season, the National Hockey League featured 23 head coaches who were former AHL bench bosses, including 2019 Stanley Cup winner **Craig Berube** of the St. Louis Blues, 2019 Jack Adams Award recipient **Barry Trotz** of the New York Islanders, and new Anaheim Ducks coach **Dallas Eakins**, who spent the previous four seasons with the AHL's San Diego Gulls.

Tampa Bay's **Jon Cooper**, Colorado's **Jared Bednar**, Boston's **Bruce Cassidy**, New Jersey's **John Hynes**, Chicago's **Jeremy Colliton** and Minnesota's **Bruce Boudreau** are also among the current NHL coaches who spent time in the American Hockey League before making the jump.





Gary B. Bettman
Commissioner,
National Hockey League



On behalf of the National Hockey League, I would like to wish good luck to the American Hockey League's clubs, players and fans as you embark on the 2019-20 season.

Through more than eight decades, the AHL has been a proving ground and developmental league, not just for future NHL players, but also coaches, officials and executives. More than 87% of the players who took the ice in an NHL game in 2018-19, also played at some point in their careers in the AHL. Of the 31 current head coaches in the NHL, 23 of them were head coaches in the AHL.

Like you, we believe that hockey is the world's greatest sport, we thank you for continuing to support the game across North America. We can't wait to see what this season has in store.

Enjoy the 2019-2020 season!

Gary B. Bettman
Commissioner





STAY CONNECTED.

THEAHL.COM IS YOUR ONE-STOP SOURCE
FOR ALL THE LATEST HIGHLIGHTS, NEWS,
STATS, AND LIVE UPDATES FOR ALL 31 TEAMS



WATCH

Don't miss a minute of
the action with live game
streaming at
TheAHL.com/AHLTV



TALK

Join the conversation and get
behind-the-scenes access via
AHL social media
@theAHL



SHOP

Look like the pros with apparel
and AHL memorabilia
exclusively at AHLStore.com
& AHLAuthentic.com

Corporate and Broadcast Partners





Official On-Ice Suppliers

CCM

Inglasco Inc.

BAUER


OAKLEY



WARRIOR



Brian's

TRUE





Calder

Calder Cup (AHL Playoff Champion)

The Calder Cup, the American Hockey League's ultimate prize, is named after the National Hockey League's first president, Frank Calder.

Mr. Calder was instrumental in the formation of the AHL in the mid-1930's and served as president of the NHL until his death in 1943.

The Calder Cup, which gained its current design in 2001, is awarded annually to the AHL playoff champion.

The names of the players, coaches and support staff from the 20 most recent winners adorn the base; the plaques containing all previous years' champions are on display at the Hockey Hall of Fame in Toronto. For a complete list of winners, see the Calder Cup Playoffs section of this guide.



Canning

Richard F. Canning Trophy (Eastern Conference Playoff Champion)

Richard Canning served the AHL for over 50 years and is best remembered as the "father" of the league's Constitution, By-Laws and Regulations.

He began his hockey career in 1938 as a legal advisor to long-time friend and owner of the Providence Reds, Louis A.R. Pieri. He then joined the League in 1957 as executive vice president.

The following year, Mr. Canning was named President of the AHL, a position he held until 1961. In 1974, he returned as vice president and general counsel, where he worked until 1990.

Established in 1990, the Richard F. Canning Trophy was originally awarded to the Northern Division (1990-95) and Northern Conference (1996-97) playoff champions, and has gone to the Eastern Conference playoff champions since 1998.

Previous Winners

| | | | | | |
|-----------|-------------------------|--------------------------------|---------|-----------------------|-------------------------------|
| 1989-90 | Springfield Indians | Northern Division (playoffs) | 2004-05 | Philadelphia Phantoms | Eastern Conference (playoffs) |
| 1990-91 | Springfield Indians | Northern Division (playoffs) | 2005-06 | Hershey Bears | Eastern Conference (playoffs) |
| 1991-92 | Adirondack Red Wings | Northern Division (playoffs) | 2006-07 | Hershey Bears | Eastern Conference (playoffs) |
| 1992-93 | Springfield Indians | Northern Division (playoffs) | 2007-08 | W-B/Scranton Penguins | Eastern Conference (playoffs) |
| 1993-94 | Portland Pirates | Northern Division (playoffs) | 2008-09 | Hershey Bears | Eastern Conference (playoffs) |
| 1994-95 | Albany River Rats | Northern Division (playoffs) | 2009-10 | Hershey Bears | Eastern Conference (playoffs) |
| 1995-96 | Portland Pirates | Northern Conference (playoffs) | 2010-11 | Binghamton Senators | Eastern Conference (playoffs) |
| 1996-97 | Hamilton Bulldogs | Northern Conference (playoffs) | 2011-12 | Norfolk Admirals | Eastern Conference (playoffs) |
| 1997-98 | Saint John Flames | Eastern Conference (playoffs) | 2012-13 | Syracuse Crunch | Eastern Conference (playoffs) |
| 1998-99 | Providence Bruins | Eastern Conference (playoffs) | 2013-14 | St. John's IceCaps | Eastern Conference (playoffs) |
| 1999-2000 | Hartford Wolf Pack | Eastern Conference (playoffs) | 2014-15 | Manchester Monarchs | Eastern Conference (playoffs) |
| 2000-01 | Saint John Flames | Eastern Conference (playoffs) | 2015-16 | Hershey Bears | Eastern Conference (playoffs) |
| 2001-02 | Bridgeport Sound Tigers | Eastern Conference (playoffs) | 2016-17 | Syracuse Crunch | Eastern Conference (playoffs) |
| 2002-03 | Hamilton Bulldogs | Eastern Conference (playoffs) | 2017-18 | Toronto Marlies | Eastern Conference (playoffs) |
| 2003-04 | W-B/Scranton Penguins | Eastern Conference (playoffs) | 2018-19 | Charlotte Checkers | Eastern Conference (playoffs) |



Clarke

Robert W. Clarke Trophy (Western Conference Playoff Champion)

Robert W. Clarke played an instrumental role in the formation of the Rochester Americans when, in 1956, he recruited a group of Rochester businessmen to be 45% owners of the team, becoming partners with the Montreal Canadiens and Toronto Maple Leafs.

Mr. Clarke became involved with the American Hockey League itself when he was appointed Chairman of the Board of Governors in 1967, a post he held through 1994.

In recognition of his achievements, Mr. Clarke received the James C. Hendy Memorial Award in 1972 and 1993 as an outstanding league executive.

The Clarke Trophy has been awarded to the Western Conference playoff champions since 1998.

Previous Winners

| | | | | | |
|-----------|-----------------------|--------------------------------|---------|-----------------------|-------------------------------|
| 1989-90 | Rochester Americans | Southern Division (playoffs) | 2004-05 | Chicago Wolves | Western Conference (playoffs) |
| 1990-91 | Rochester Americans | Southern Division (playoffs) | 2005-06 | Milwaukee Admirals | Western Conference (playoffs) |
| 1991-92 | Rochester Americans | Southern Division (playoffs) | 2006-07 | Hamilton Bulldogs | Western Conference (playoffs) |
| 1992-93 | Rochester Americans | Southern Division (playoffs) | 2007-08 | Chicago Wolves | Western Conference (playoffs) |
| 1993-94 | Cornwall Aces | Southern Division (playoffs) | 2008-09 | Manitoba Moose | Western Conference (playoffs) |
| 1994-95 | Cornwall Aces | Southern Division (playoffs) | 2009-10 | Texas Stars | Western Conference (playoffs) |
| 1995-96 | Rochester Americans | Southern Conference (playoffs) | 2010-11 | Houston Aeros | Western Conference (playoffs) |
| 1996-97 | Hershey Bears | Southern Conference (playoffs) | 2011-12 | Toronto Marlies | Western Conference (playoffs) |
| 1997-98 | Philadelphia Phantoms | Western Conference (playoffs) | 2012-13 | Grand Rapids Griffins | Western Conference (playoffs) |
| 1998-99 | Rochester Americans | Western Conference (playoffs) | 2013-14 | Texas Stars | Western Conference (playoffs) |
| 1999-2000 | Rochester Americans | Western Conference (playoffs) | 2014-15 | Utica Comets | Western Conference (playoffs) |
| 2000-01 | W-B/Scranton Penguins | Western Conference (playoffs) | 2015-16 | Lake Erie Monsters | Western Conference (playoffs) |
| 2001-02 | Chicago Wolves | Western Conference (playoffs) | 2016-17 | Grand Rapids Griffins | Western Conference (playoffs) |
| 2002-03 | Houston Aeros | Western Conference (playoffs) | 2017-18 | Texas Stars | Western Conference (playoffs) |
| 2003-04 | Milwaukee Admirals | Western Conference (playoffs) | 2018-19 | Chicago Wolves | Western Conference (playoffs) |

DID YOU KNOW?

The Texas Stars (2010, 2014, 2018) were the only team to win three conference championships during the 2010's.





Kilpatrick

Macgregor Kilpatrick Trophy (Regular Season Champion)

Instituted by the AHL Board of Governors in 1997, the Macgregor Kilpatrick Trophy is presented annually to the league's regular-season champion.

A longtime member of the AHL Board of Governors, Macgregor Kilpatrick also served as the AHL's senior vice president and general counsel. Mr. Kilpatrick joined the AHL in 1970 as the chairman of Sports Associates, owners of a new AHL franchise in New Haven, Conn.

Mr. Kilpatrick, a 1976 recipient of the James C. Hendy Award as the AHL's outstanding executive, served on the Board of Governors for 27 years. He was inducted into the AHL Hall of Fame in 2010.

Previous Winners

| | | | | | |
|-----------|-------------------------|-----------------------|---------|-----------------------|-----------------------|
| 1997-98 | Philadelphia Phantoms | Regular season record | 2008-09 | Manitoba Moose | Regular season record |
| 1998-99 | Providence Bruins | Regular season record | 2009-10 | Hershey Bears | Regular season record |
| 1999-2000 | Hartford Wolf Pack | Regular season record | 2010-11 | W-B/Scranton Penguins | Regular season record |
| 2000-01 | Worcester IceCats | Regular season record | 2011-12 | Norfolk Admirals | Regular season record |
| 2001-02 | Bridgeport Sound Tigers | Regular season record | 2012-13 | Providence Bruins | Regular season record |
| 2002-03 | Hamilton Bulldogs | Regular season record | 2013-14 | Texas Stars | Regular season record |
| 2003-04 | Milwaukee Admirals | Regular season record | 2014-15 | Manchester Monarchs | Regular season record |
| 2004-05 | Rochester Americans | Regular season record | 2015-16 | Toronto Marlies | Regular season record |
| 2005-06 | Grand Rapids Griffins | Regular season record | 2016-17 | W-B/Scranton Penguins | Regular season record |
| 2006-07 | Hershey Bears | Regular season record | 2017-18 | Toronto Marlies | Regular season record |
| 2007-08 | Providence Bruins | Regular season record | 2018-19 | Charlotte Checkers | Regular season record |



Mathers

Frank S. Mathers Trophy (Eastern Conference Regular Season Champion)

Named after Frank Mathers, a 1992 inductee into the Hockey Hall of Fame and a member of the inaugural class of inductees into the AHL Hall of Fame (2006), the Frank Mathers Trophy was first presented following the 1995-96 season.

Mathers, who passed away in 2005, began his AHL career in 1948 as a player for the Pittsburgh Hornets. In 1956 he joined the Hershey Bears as a player and went on to lead the franchise as head coach, general manager and president.

During his 35 years in Chocolatetown, Mathers helped lead the Bears to 15 Calder Cup Finals and six championships.

Previous Winners

| | | | | | |
|-----------|-------------------------|----------------------------------|---------|-----------------------|----------------------------------|
| 1995-96 | Binghamton Rangers | Southern Division | 2007-08 | Providence Bruins | Eastern Conference (reg. season) |
| 1996-97 | Philadelphia Phantoms | Mid-Atlantic Division | 2008-09 | Hershey Bears | Eastern Conference (reg. season) |
| 1997-98 | Philadelphia Phantoms | Mid-Atlantic Division | 2009-10 | Hershey Bears | Eastern Conference (reg. season) |
| 1998-99 | Philadelphia Phantoms | Mid-Atlantic Division | 2010-11 | W-B/Scranton Penguins | Eastern Conference (reg. season) |
| 1999-2000 | Kentucky Thoroughblades | Mid-Atlantic Division | 2011-12 | Norfolk Admirals | East Division |
| 2000-01 | Rochester Americans | Mid-Atlantic Division | 2012-13 | Syracuse Crunch | East Division |
| 2001-02 | Norfolk Admirals | South Division | 2013-14 | Binghamton Senators | East Division |
| 2002-03 | Norfolk Admirals | South Division | 2014-15 | Hershey Bears | East Division |
| 2003-04 | Hartford Wolf Pack | Eastern Conference (reg. season) | 2015-16 | Toronto Marlies | Eastern Conference (reg. season) |
| 2004-05 | Manchester Monarchs | Eastern Conference (reg. season) | 2016-17 | W-B/Scranton Penguins | Eastern Conference (reg. season) |
| 2005-06 | Portland Pirates | Eastern Conference (reg. season) | 2017-18 | Toronto Marlies | Eastern Conference (reg. season) |
| 2006-07 | Hershey Bears | Eastern Conference (reg. season) | 2018-19 | Charlotte Checkers | Eastern Conference (reg. season) |



Poile

Norman R. (Bud) Poile Trophy (Western Conference Regular Season Champion)

The Bud Poile Trophy, instituted by the league's Board of Governors prior to the 2001-02 season, pays tribute to not only a Stanley Cup winner, but also an honored member of the Hockey Hall of Fame for his many contributions to the game of hockey.

Following his all-star NHL career, Bud Poile served as general manager for the AHL's Quebec Aces and the NHL's Philadelphia Flyers and Vancouver Canucks. He would go on to serve as commissioner of the International Hockey League, earning the Lester Patrick Trophy in 1989 for service to hockey in the United States.

Previous Winners

| | | | | | |
|---------|--------------------------|----------------------------------|---------|-----------------------|----------------------------------|
| 2001-02 | Grand Rapids Griffins | West Division | 2010-11 | Milwaukee Admirals | Western Conference (reg. season) |
| 2002-03 | Houston Aeros | West Division | 2011-12 | Chicago Wolves | Midwest Division |
| 2003-04 | Milwaukee Admirals | Western Conference (reg. season) | 2012-13 | Grand Rapids Griffins | Midwest Division |
| 2004-05 | Rochester Americans | Western Conference (reg. season) | 2013-14 | Chicago Wolves | Midwest Division |
| 2005-06 | Grand Rapids Griffins | Western Conference (reg. season) | 2014-15 | Grand Rapids Griffins | Midwest Division |
| 2006-07 | Omaha Ak-Sar-Ben Knights | Western Conference (reg. season) | 2015-16 | Ontario Reign | Western Conference (reg. season) |
| 2007-08 | Chicago Wolves | Western Conference (reg. season) | 2016-17 | San Jose Barracuda | Western Conference (reg. season) |
| 2008-09 | Manitoba Moose | Western Conference (reg. season) | 2017-18 | Tucson Roadrunners | Western Conference (reg. season) |
| 2009-10 | Hamilton Bulldogs | Western Conference (reg. season) | 2018-19 | Bakersfield Condors | Western Conference (reg. season) |



Francis

Emile Francis Trophy (Atlantic Division Champion)

Instituted by the AHL Board of Governors in the summer of 2001, the Emile Francis Trophy recognizes a Hockey Hall of Famer who competed in over 350 AHL games with Hershey, New Haven, Cincinnati and Cleveland, including a run to the Calder Cup championship with the Barons in 1954.

Upon his retirement as a player, Emile Francis served as both head coach and general manager for the NHL's New York Rangers and St. Louis Blues, while actively supporting youth hockey across the United States. In 1982, Francis earned the Lester Patrick Award for his outstanding service to hockey.

Previous Winners

| | | | | | |
|---------|----------------------|-------------------|---------|------------------------|-------------------|
| 2001-02 | Lowell Lock Monsters | North Division | 2010-11 | Portland Pirates | Atlantic Division |
| 2002-03 | Providence Bruins | North Division | 2011-12 | St. John's IceCaps | Atlantic Division |
| 2003-04 | Hartford Wolf Pack | Atlantic Division | 2012-13 | Providence Bruins | Atlantic Division |
| 2004-05 | Manchester Monarchs | Atlantic Division | 2013-14 | Manchester Monarchs | Atlantic Division |
| 2005-06 | Portland Pirates | Atlantic Division | 2014-15 | Manchester Monarchs | Atlantic Division |
| 2006-07 | Manchester Monarchs | Atlantic Division | 2015-16 | Hershey Bears | Atlantic Division |
| 2007-08 | Providence Bruins | Atlantic Division | 2016-17 | W-B/Scranton Penguins | Atlantic Division |
| 2008-09 | Hartford Wolf Pack | Atlantic Division | 2017-18 | Lehigh Valley Phantoms | Atlantic Division |
| 2009-10 | Worcester Sharks | Atlantic Division | 2018-19 | Charlotte Checkers | Atlantic Division |



Oke

F.G. (Teddy) Oke Trophy (North Division Champion)

The F.G. (Teddy) Oke Trophy is named after one of the early pioneers of the sport in the 20th century. A financier and sportsman, Teddy Oke providing backing for many minor professional clubs in the Canadian Professional Hockey League and the International Hockey League -- the two leagues that joined to create the present-day American Hockey League in 1936.

One of the oldest trophies in North American sports, the Oke Trophy was first presented more than nine decades ago to the London Panthers, champions of the CPHL in 1926-27.

Previous Winners

| | | | | | |
|---------|-----------------------|-------------------|-----------------|----------------------------|-------------------------------------|
| 1936-37 | Syracuse Stars | Western Division | 1987-88 | Maine Mariners | Northern Division |
| 1937-38 | Cleveland Barons | Western Division | 1988-89 | Sherbrooke Canadiens | Northern Division |
| 1938-39 | Hershey Bears | Western Division | 1989-90 | Sherbrooke Canadiens | Northern Division |
| 1939-40 | Indianapolis Capitals | Western Division | 1990-91 | Springfield Indians | Northern Division |
| 1940-41 | Cleveland Barons | Western Division | 1991-92 | Springfield Indians | Northern Division |
| 1941-42 | Indianapolis Capitals | Western Division | 1992-93 | Providence Bruins | Northern Division |
| 1942-43 | Buffalo Bisons | Western Division | 1993-94 | Adirondack Red Wings | Northern Division |
| 1943-44 | Cleveland Barons | Western Division | 1994-95 | Albany River Rats | Northern Division |
| 1944-45 | Cleveland Barons | Western Division | 1995-96 | Springfield Falcons | Northern Division |
| 1945-46 | Indianapolis Capitals | Western Division | 1996-97 | Worcester IceCats | New England Division |
| 1946-47 | Cleveland Barons | Western Division | 1997-98 | Springfield Falcons | New England Division |
| 1947-48 | Cleveland Barons | Western Division | 1998-99 | Providence Bruins | New England Division |
| 1948-49 | St. Louis Flyers | Western Division | 1999-2000 | Hartford Wolf Pack | New England Division |
| 1949-50 | Cleveland Barons | Western Division | 2000-01 | Worcester IceCats | New England Division |
| 1950-51 | Cleveland Barons | Western Division | 2001-02 | Bridgeport Sound Tigers | East Division |
| 1951-52 | Pittsburgh Hornets | Western Division | 2002-03 | Binghamton Senators | East Division |
| 1952-53 | Cleveland Barons | (one division) | 2003-04 | Philadelphia Phantoms | East Division |
| 1953-54 | Buffalo Bisons | (one division) | 2004-05 | Binghamton Senators | East Division |
| 1954-55 | Pittsburgh Hornets | (one division) | 2005-06 | W-B/Scranton Penguins | East Division |
| 1955-56 | Providence Reds | (one division) | 2006-07 | Hershey Bears | East Division |
| 1956-57 | Providence Reds | (one division) | 2007-08 | W-B/Scranton Penguins | East Division |
| 1957-58 | Hershey Bears | (one division) | 2008-09 | Hershey Bears | East Division |
| 1958-59 | Buffalo Bisons | (one division) | 2009-10 | Hershey Bears | East Division |
| 1959-60 | Springfield Indians | (one division) | 2010-11 | W-B/Scranton Penguins | East Division |
| 1960-61 | Springfield Indians | (one division) | 2011-12 | Bridgeport Sound Tigers | Northeast Division |
| 1961-62 | Springfield Indians | Eastern Division | 2012-13 | Springfield Falcons | Northeast Division |
| 1962-63 | Providence Reds | Eastern Division | 2013-14 | Springfield Falcons | Northeast Division |
| 1963-64 | Quebec Aces | Eastern Division | 2014-15 | Hartford Wolf Pack | Northeast Division |
| 1964-65 | Quebec Aces | Eastern Division | 2015-16 | Toronto Marlies | North Division |
| 1965-66 | Quebec Aces | Eastern Division | 2016-17 | Syracuse Crunch | North Division |
| 1966-67 | Hershey Bears | Eastern Division | 2017-18 | Toronto Marlies | North Division |
| 1967-68 | Hershey Bears | Eastern Division | 2018-19 | Syracuse Crunch | North Division |
| 1968-69 | Hershey Bears | Eastern Division | | | |
| 1969-70 | Montreal Voyageurs | Eastern Division | <i>Pre-AHL:</i> | | |
| 1970-71 | Providence Reds | Eastern Division | 1926-27 | <i>London Panthers</i> | <i>Canadian Professional League</i> |
| 1971-72 | Boston Braves | Eastern Division | 1927-28 | <i>Stratford Nationals</i> | <i>Canadian Professional League</i> |
| 1972-73 | Nova Scotia Voyageurs | Eastern Division | 1928-29 | <i>Windsor Bulldogs</i> | <i>Canadian Professional League</i> |
| 1973-74 | Rochester Americans | Northern Division | 1929-30 | <i>Cleveland Indians</i> | <i>International League</i> |
| 1974-75 | Providence Reds | Northern Division | 1930-31 | <i>Windsor Bulldogs</i> | <i>International League</i> |
| 1975-76 | Nova Scotia Voyageurs | Northern Division | 1931-32 | <i>Buffalo Bisons</i> | <i>International League</i> |
| 1976-77 | Nova Scotia Voyageurs | (one division) | 1932-33 | <i>Buffalo Bisons</i> | <i>International League</i> |
| 1977-78 | Maine Mariners | Northern Division | 1933-34 | <i>London Tecumsehs</i> | <i>International League</i> |
| 1978-79 | Maine Mariners | Northern Division | 1934-35 | <i>Detroit Olympics</i> | <i>International League</i> |
| 1979-80 | New Brunswick Hawks | Northern Division | 1935-36 | <i>Detroit Olympics</i> | <i>International League</i> |
| 1980-81 | Maine Mariners | Northern Division | | | |
| 1981-82 | New Brunswick Hawks | Northern Division | | | |
| 1982-83 | Fredericton Express | Northern Division | | | |
| 1983-84 | Fredericton Express | Northern Division | | | |
| 1984-85 | Maine Mariners | Northern Division | | | |
| 1985-86 | Adirondack Red Wings | Northern Division | | | |
| 1986-87 | Sherbrooke Canadiens | Northern Division | | | |





Pollock

Sam Pollock Trophy (Central Division Champion)

The Sam Pollock Trophy is named after the long-time general manager of the Montreal Canadiens and honored member of the Hockey Hall of Fame.

As GM of the Canadiens, Sam Pollock played an instrumental role in the first purchase of an AHL franchise by a National Hockey League team when the Canadiens purchased the Montreal Voyageurs in 1969.

After the club moved to Halifax, the Nova Scotia Voyageurs and Montreal Canadiens won the Calder Cup and Stanley Cup, respectively, in both 1976 and 1977.

Previous Winners

| | | | | | |
|-----------|-------------------------------|-------------------|---------|--------------------|------------------|
| 1995-96 | Prince Edward Island Senators | Atlantic Division | 2007-08 | Toronto Marlies | North Division |
| 1996-97 | St. John's Maple Leafs | Canadian Division | 2008-09 | Manitoba Moose | North Division |
| 1997-98 | Saint John Flames | Atlantic Division | 2009-10 | Hamilton Bulldogs | North Division |
| 1998-99 | Lowell Lock Monsters | Atlantic Division | 2010-11 | Hamilton Bulldogs | North Division |
| 1999-2000 | Quebec Citadelles | Atlantic Division | 2011-12 | Toronto Marlies | North Division |
| 2000-01 | Saint John Flames | Canadian Division | 2012-13 | Toronto Marlies | North Division |
| 2001-02 | Quebec Citadelles | Canadian Division | 2013-14 | Toronto Marlies | North Division |
| 2002-03 | Hamilton Bulldogs | Canadian Division | 2014-15 | Utica Comets | North Division |
| 2003-04 | Hamilton Bulldogs | North Division | 2015-16 | Milwaukee Admirals | Central Division |
| 2004-05 | Rochester Americans | North Division | 2016-17 | Chicago Wolves | Central Division |
| 2005-06 | Grand Rapids Griffins | North Division | 2017-18 | Chicago Wolves | Central Division |
| 2006-07 | Manitoba Moose | North Division | 2018-19 | Chicago Wolves | Central Division |



Chick

John D. Chick Trophy (Pacific Division Champion)

Named after long-time AHL executive John Digby Chick, this trophy was first presented in 1962 to the original Cleveland Barons for winning the Western Division.

Chick was president of the International Hockey League from 1930-36 before it joined with the Can-Am League to form the American Hockey League. He later served as vice president of the AHL for 20 seasons before a term as league president from 1954-57.

Previous Winners

| | | | | | |
|---------|----------------------|-------------------|-----------|--------------------------|-----------------------|
| 1961-62 | Cleveland Barons | Western Division | 1990-91 | Rochester Americans | Southern Division |
| 1962-63 | Buffalo Bisons | Western Division | 1991-92 | Binghamton Rangers | Southern Division |
| 1963-64 | Pittsburgh Hornets | Western Division | 1992-93 | Binghamton Rangers | Southern Division |
| 1964-65 | Rochester Americans | Western Division | 1993-94 | Hershey Bears | Southern Division |
| 1965-66 | Rochester Americans | Western Division | 1994-95 | Binghamton Rangers | Southern Division |
| 1966-67 | Pittsburgh Hornets | Western Division | 1995-96 | Albany River Rats | Central Division |
| 1967-68 | Rochester Americans | Western Division | 1996-97 | Rochester Americans | Empire State Division |
| 1968-69 | Buffalo Bisons | Western Division | 1997-98 | Albany River Rats | Empire Division |
| 1969-70 | Buffalo Bisons | Western Division | 1998-99 | Rochester Americans | Empire Division |
| 1970-71 | Baltimore Clippers | Western Division | 1999-2000 | Rochester Americans | Empire Division |
| 1971-72 | Baltimore Clippers | Western Division | 2000-01 | Kentucky Thoroughblades | Southern Division |
| 1972-73 | Cincinnati Swords | Western Division | 2001-02 | Syracuse Crunch | Central Division |
| 1973-74 | Baltimore Clippers | Southern Division | 2002-03 | Grand Rapids Griffins | Central Division |
| 1974-75 | Virginia Wings | Southern Division | 2003-04 | Milwaukee Admirals | West Division |
| 1975-76 | Hershey Bears | Southern Division | 2004-05 | Chicago Wolves | West Division |
| 1976-77 | not awarded | | 2005-06 | Milwaukee Admirals | West Division |
| 1977-78 | Rochester Americans | Southern Division | 2006-07 | Omaha Ak-Sar-Ben Knights | West Division |
| 1978-79 | New Haven Nighthawks | Southern Division | 2007-08 | Chicago Wolves | West Division |
| 1979-80 | New Haven Nighthawks | Southern Division | 2008-09 | Milwaukee Admirals | West Division |
| 1980-81 | Hershey Bears | Southern Division | 2009-10 | Chicago Wolves | West Division |
| 1981-82 | Binghamton Whalers | Southern Division | 2010-11 | Milwaukee Admirals | West Division |
| 1982-83 | Rochester Americans | Southern Division | 2011-12 | Oklahoma City Barons | West Division |
| 1983-84 | Baltimore Skipjacks | Southern Division | 2012-13 | Texas Stars | South Division |
| 1984-85 | Binghamton Whalers | Southern Division | 2013-14 | Texas Stars | West Division |
| 1985-86 | Hershey Bears | Southern Division | 2014-15 | San Antonio Rampage | West Division |
| 1986-87 | Rochester Americans | Southern Division | 2015-16 | Ontario Reign | Pacific Division |
| 1987-88 | Hershey Bears | Southern Division | 2016-17 | San Jose Barracuda | Pacific Division |
| 1988-89 | Adirondack Red Wings | Southern Division | 2017-18 | Tucson Roadrunners | Pacific Division |
| 1989-90 | Rochester Americans | Southern Division | 2018-19 | Bakersfield Condors | Pacific Division |





Cunningham

Les Cunningham Award (Regular Season MVP)

Named after Les Cunningham, who retired in 1947 as the AHL's career scoring leader, this award is annually presented to the American Hockey League's most valuable player as voted on by AHL coaches, players and media members.

Cunningham, a five-time AHL All-Star and member of the AHL Hall of Fame, averaged better than a point a game in his 10 AHL seasons with the Cleveland Barons.

Previous Winners

| | | | | | |
|---------|-------------------------------|---------|--------------------------------------|-----------|----------------------------------|
| 1947-48 | Carl Liscombe, Providence | 1971-72 | Garry Peters, Boston | 1995-96 | Brad Smyth, Carolina |
| 1948-49 | Carl Liscombe, Providence | 1972-73 | Billy Inglis, Cincinnati | 1996-97 | Jean-Francois Labbe, Hershey (G) |
| 1949-50 | Les Douglas, Cleveland | 1973-74 | Art Stratton, Rochester | 1997-98 | Steve Guolla, Kentucky |
| 1950-51 | Ab DeMarco, Buffalo | 1974-75 | Doug Gibson, Rochester | 1998-99 | Randy Robitaille, Providence |
| 1951-52 | Ray Powell, Providence | 1975-76 | Ron Andruuff, Nova Scotia | 1999-2000 | Martin Brochu, Portland (G) |
| 1952-53 | Eddie Olson, Cleveland | 1976-77 | Doug Gibson, Rochester | 2000-01 | Derek Armstrong, Hartford |
| 1953-54 | George Sullivan, Hershey | 1977-78 | Blake Dunlop, Maine | 2001-02 | Eric Boguniecki, Worcester |
| 1954-55 | Ross Lowe, Springfield | 1978-79 | Rocky Saganiuk, New Brunswick | 2002-03 | Jason Ward, Hamilton |
| 1955-56 | Johnny Bower, Providence (G) | 1979-80 | Norm Dube, Nova Scotia | 2003-04 | Jason LaBarbera, Hartford (G) |
| 1956-57 | Johnny Bower, Providence (G) | 1980-81 | Pelle Lindbergh, Maine (G) | 2004-05 | Jason Spezza, Binghamton |
| 1957-58 | Johnny Bower, Cleveland (G) | 1981-82 | Mike Kaszycki, New Brunswick | 2005-06 | Donald MacLean, Grand Rapids |
| 1958-59 | Bill Hicke, Rochester; | 1982-83 | Ross Yates, Binghamton | 2006-07 | Darren Haydar, Chicago |
| | Rudy Migay, Rochester (tie) | 1983-84 | Garry Lariviere, St. Catharines; | 2007-08 | Jason Krog, Chicago |
| | | | Mal Davis, Rochester (tie) | 2008-09 | Alexandre Giroux, Hershey |
| 1959-60 | Fred Glover, Cleveland | 1984-85 | Paul Gardner, Binghamton | 2009-10 | Keith Aucoin, Hershey |
| 1960-61 | Phil Maloney, Buffalo | 1985-86 | Paul Gardner, Rochester | 2010-11 | Corey Locke, Binghamton |
| 1961-62 | Fred Glover, Cleveland | 1986-87 | Tim Tookey, Hershey | 2011-12 | Cory Conacher, Norfolk |
| 1962-63 | Denis DeJordy, Buffalo (G) | 1987-88 | Jody Gage, Rochester | 2012-13 | Tyler Johnson, Syracuse |
| 1963-64 | Fred Glover, Cleveland | 1988-89 | Stephan Lebeau, Sherbrooke | 2013-14 | Travis Morin, Texas |
| 1964-65 | Art Stratton, Buffalo | 1989-90 | Paul Ysebaert, Utica | 2014-15 | Brian O'Neill, Manchester |
| 1965-66 | Dick Gamble, Rochester | 1990-91 | Kevin Todd, Utica | 2015-16 | Chris Bourque, Hershey |
| 1966-67 | Mike Nykoluk, Hershey | 1991-92 | John Anderson, New Haven | 2016-17 | Kenny Agostino, Chicago |
| 1967-68 | Dave Creighton, Providence | 1992-93 | Don Biggs, Binghamton | 2017-18 | Phil Varone, Lehigh Valley |
| 1968-69 | Gilles Villemure, Buffalo (G) | 1993-94 | Rich Chernomaz, St. John's | 2018-19 | Daniel Carr, Chicago |
| 1969-70 | Gilles Villemure, Buffalo (G) | 1994-95 | Steve Larouche, Prince Edward Island | | |
| 1970-71 | Fred Speck, Baltimore | | | | |



Bastien

Aldege "Baz" Bastien Memorial Award (Outstanding Goaltender)

The Aldege "Baz" Bastien Memorial Award was adopted by the Board of Governors at the start of the 1983-84 season honoring "Baz" Bastien, who for many years was associated with the American Hockey League. At the time of his death in 1983, Bastien was the general manager of the NHL's Pittsburgh Penguins and alternate governor of the AHL's Baltimore Skipjacks.

The award honors the goaltender adjudged by American Hockey League coaches, players and media to be the best at his position.

Previous Winners

| | | | | | |
|---------|----------------------------------|-----------|--------------------------------------|---------|--------------------------------------|
| 1983-84 | Brian Ford, Fredericton | 1995-96 | Manny Legace, Springfield | 2007-08 | Michael Leighton, Albany |
| 1984-85 | Jon Casey, Baltimore | 1996-97 | Jean-Francois Labbe, Hershey | 2008-09 | Cory Schneider, Manitoba |
| 1985-86 | Sam St. Laurent, Maine | 1997-98 | Scott Langkow, Springfield | 2009-10 | Jonathan Bernier, Manchester |
| 1986-87 | Mark Laforest, Adirondack | 1998-99 | Martin Biron, Rochester | 2010-11 | Brad Thiessen, Wilkes-Barre/Scranton |
| 1987-88 | Wendell Young, Hershey | 1999-2000 | Martin Brochu, Portland | 2011-12 | Yann Danis, Oklahoma City |
| 1988-89 | Randy Exelby, Sherbrooke | 2000-01 | Dwayne Roloson, Worcester | 2012-13 | Niklas Svedberg, Providence |
| 1989-90 | Jean-Claude Bergeron, Sherbrooke | 2001-02 | Martin Prusek, Grand Rapids | 2013-14 | Jake Allen, Chicago |
| 1990-91 | Mark Laforest, Binghamton | 2002-03 | Marc Lamothe, Grand Rapids | 2014-15 | Matt Murray, Wilkes-Barre/Scranton |
| 1991-92 | Felix Potvin, St. John's | 2003-04 | Jason LaBarbera, Hartford | 2015-16 | Peter Budaj, Ontario |
| 1992-93 | Corey Hirsch, Binghamton | 2004-05 | Ryan Miller, Rochester | 2016-17 | Troy Grosenick, San Jose |
| 1993-94 | Frederic Chabot, Hershey | 2005-06 | Dany Sabourin, Wilkes-Barre/Scranton | 2017-18 | Garret Sparks, Toronto |
| 1994-95 | Jim Carey, Portland | 2006-07 | Jason LaBarbera, Manchester | 2018-19 | Alex Nedeljkovic, Charlotte |



Shore

Eddie Shore Award (Outstanding Defenseman)

The Eddie Shore Award is annually awarded to the player chosen by the AHL coaches, players and media as the best defenseman in the league. Shore, a member of the Hockey Hall of Fame and a charter member of the AHL Hall of Fame, is widely acknowledged as one of hockey's greatest defensemen.

In 1939, Shore bought the Springfield Indians while still an active player with the NHL's Boston Bruins. Upon his retirement as a player from the NHL, Shore managed the Indians until he retired in 1967.

Previous Winners

| | | | | | |
|---------|-------------------------------------|-----------|---------------------------------|---------|-------------------------------|
| 1958-59 | Steve Kraftcheck, Rochester | 1979-80 | Rick Vasko, Adirondack | 2000-01 | John Slaney, WBS/Philadelphia |
| 1959-60 | Larry Hillman, Providence | 1980-81 | Craig Levie, Nova Scotia | 2001-02 | John Slaney, Philadelphia |
| 1960-61 | Bob McCord, Springfield | 1981-82 | Dave Farrish, New Brunswick | 2002-03 | Curtis Murphy, Houston |
| 1961-62 | Kent Douglas, Springfield | 1982-83 | Greg Tebbutt, Baltimore | 2003-04 | Curtis Murphy, Milwaukee |
| 1962-63 | Marc Reaume, Hershey | 1983-84 | Garry Lariviere, St. Catharines | 2004-05 | Niklas Kronwall, Grand Rapids |
| 1963-64 | Ted Harris, Cleveland | 1984-85 | Richie Dunn, Binghamton | 2005-06 | Andy Delmore, Syracuse |
| 1964-65 | Al Arbour, Rochester | 1985-86 | Jim Wiemer, New Haven | 2006-07 | Sheldon Brookbank, Milwaukee |
| 1965-66 | Jim Morrison, Quebec | 1986-87 | Brad Shaw, Binghamton | 2007-08 | Andrew Hutchinson, Hartford |
| 1966-67 | Bob McCord, Pittsburgh | 1987-88 | Dave Fenyves, Hershey | 2008-09 | Johnny Boychuk, Providence |
| 1967-68 | Bill Needham, Cleveland | 1988-89 | Dave Fenyves, Hershey | 2009-10 | Danny Groulx, Worcester |
| 1968-69 | Bob Blackburn, Buffalo | 1989-90 | Eric Weinrich, Utica | 2010-11 | Marc-Andre Gragnani, Portland |
| 1969-70 | Noel Price, Springfield | 1990-91 | Norm Maciver, Cape Breton | 2011-12 | Mark Barberio, Norfolk |
| 1970-71 | Marshall Johnston, Cleveland | 1991-92 | Greg Hawgood, Cape Breton | 2012-13 | Justin Schultz, Oklahoma City |
| 1971-72 | Noel Price, Springfield/Nova Scotia | 1992-93 | Bobby Dollas, Adirondack | 2013-14 | T.J. Brennan, Toronto |
| 1972-73 | Ray McKay, Cincinnati | 1993-94 | Chris Snell, St. John's | 2014-15 | Chris Wideman, Binghamton |
| 1973-74 | Gordie Smith, Springfield | 1994-95 | Jeff Serowik, Providence | 2015-16 | T.J. Brennan, Toronto |
| 1974-75 | Joe Zanussi, Providence | 1995-96 | Barry Richter, Binghamton | 2016-17 | Matt Taormina, Syracuse |
| 1975-76 | Noel Price, Nova Scotia | 1996-97 | Darren Rumble, Philadelphia | 2017-18 | Sami Niku, Manitoba |
| 1976-77 | Brian Engblom, Nova Scotia | 1997-98 | Jamie Heward, Philadelphia | 2018-19 | Zach Redmond, Rochester |
| 1977-78 | Terry Murray, Philadelphia/Maine | 1998-99 | Ken Sutton, Albany | | |
| 1978-79 | Terry Murray, Maine | 1999-2000 | Brad Tiley, Springfield | | |



Garrett

Dudley (Red) Garrett Memorial Award (Outstanding Rookie)

This award, as voted on by coaches, players and media throughout the AHL, honors Mr. Garrett, a young player who gave his life during World War II while serving in the Canadian Navy.

Each year the Garrett Award is presented to the American Hockey League's outstanding rookie player.

Previous Winners

| | | | | | |
|---------|---------------------------------|---------|----------------------------------|-----------|----------------------------------|
| 1947-48 | Bob Solinger, Cleveland | 1972-73 | Ron Anderson, Boston | 1996-97 | Jaroslav Svejksky, Portland |
| 1948-49 | Terry Sawchuk, Indianapolis (G) | 1973-74 | Rick Middleton, Providence | 1997-98 | Daniel Briere, Springfield |
| 1949-50 | Paul Meger, Buffalo | 1974-75 | Jerry Holland, Providence | 1998-99 | Shane Willis, New Haven |
| 1950-51 | Wally Hergesheimer, Cleveland | 1975-76 | Greg Holst, Providence; | 1999-2000 | Mika Noronen, Rochester (G) |
| 1951-52 | Earl Reibel, Indianapolis | | Pierre Mondou, Nova Scotia (tie) | 2000-01 | Ryan Kraft, Kentucky |
| 1952-53 | Guyle Fielder, St. Louis | 1976-77 | Rod Schutt, Nova Scotia | 2001-02 | Tyler Arnason, Norfolk |
| 1953-54 | Don Marshall, Buffalo | 1977-78 | Norm Dupont, Nova Scotia | 2002-03 | Darren Haydar, Milwaukee |
| 1954-55 | Jimmy Anderson, Springfield | 1978-79 | Mike Meeker, Binghamton | 2003-04 | Wade Dubielewicz, Bridgeport (G) |
| 1955-56 | Bruce Cline, Providence | 1979-80 | Darryl Sutter, New Brunswick | 2004-05 | Rene Bourque, Norfolk |
| 1956-57 | Bo Elik, Cleveland | 1980-81 | Pelle Lindbergh, Maine (G) | 2005-06 | Patrick O'Sullivan, Houston |
| 1957-58 | Bill Sweeney, Providence | 1981-82 | Bob Sullivan, Binghamton | 2006-07 | Brett Sterling, Chicago |
| 1958-59 | Bill Hicke, Rochester | 1982-83 | Mitch Lamoureux, Baltimore | 2007-08 | Teddy Purcell, Manchester |
| 1959-60 | Stan Balaik, Providence | 1983-84 | Claude Verret, Rochester | 2008-09 | Nathan Gerbe, Portland |
| 1960-61 | Chico Maki, Buffalo | 1984-85 | Steve Thomas, St. Catharines | 2009-10 | Tyler Ennis, Portland |
| 1961-62 | Les Binkley, Cleveland (G) | 1985-86 | Ron Hextall, Hershey (G) | 2010-11 | Luke Adam, Portland |
| 1962-63 | Doug Robinson, Buffalo | 1986-87 | Brett Hull, Moncton | 2011-12 | Cory Conacher, Norfolk |
| 1963-64 | Roger Crozier, Pittsburgh (G) | 1987-88 | Mike Richard, Binghamton | 2012-13 | Tyler Toffoli, Manchester |
| 1964-65 | Ray Cullen, Buffalo | 1988-89 | Stephan Lebeau, Sherbrooke | 2013-14 | Curtis McKenzie, Texas |
| 1965-66 | Mike Walton, Rochester | 1989-90 | Donald Audette, Rochester | 2014-15 | Matt Murray, W-B/Scranton (G) |
| 1966-67 | Bob Rivard, Quebec | 1990-91 | Patrick Lebeau, Fredericton | 2015-16 | Mikko Rantanen, San Antonio; |
| 1967-68 | Gerry Desjardins, Cleveland (G) | 1991-92 | Felix Potvin, St. John's (G) | | Frank Vatrano, Providence (tie) |
| 1968-69 | Ron Ward, Rochester | 1992-93 | Corey Hirsch, Binghamton (G) | 2016-17 | Daniel O'Regan, San Jose |
| 1969-70 | Jude Drouin, Montreal | 1993-94 | Rene Corbet, Cornwall | 2017-18 | Mason Appleton, Manitoba |
| 1970-71 | Fred Speck, Baltimore | 1994-95 | Jim Carey, Portland (G) | 2018-19 | Alex Barre-Boulet, Syracuse |
| 1971-72 | Terry Caffery, Cleveland | 1995-96 | Darcy Tucker, Fredericton | | |



Pieri

Louis A. R. Pieri Memorial Award (Outstanding Coach)

This award, instituted during the 1967-68 season and voted upon by AHL coaches and members of the league media, honors the outstanding head coach in the AHL.

The award is named for the late Louis A. R. Pieri, a long-time contributor to the American Hockey League as owner of the Providence Reds and member of the AHL Hall of Fame.

Previous Winners

| | | | | | |
|---------|-----------------------------|-----------|------------------------------|---------|--|
| 1967-68 | Vic Stasiuk, Quebec | 1985-86 | Bill Dineen, Adirondack | 2002-03 | Claude Julien and Geoff Ward, Hamilton |
| 1968-69 | Frank Mathers, Hershey | 1986-87 | Larry Pleau, Binghamton | 2003-04 | Claude Noel, Milwaukee |
| 1969-70 | Fred Shero, Buffalo | 1987-88 | John Paddock, Hershey; | 2004-05 | Randy Cunneynworth, Rochester |
| 1970-71 | Terry Reardon, Baltimore | | Mike Milbury, Maine (tie) | 2005-06 | Kevin Dineen, Portland |
| 1971-72 | Al MacNeil, Nova Scotia | 1988-89 | Tom McVie, Utica | 2006-07 | Mike Haviland, Norfolk |
| 1972-73 | Floyd Smith, Cincinnati | 1989-90 | Jim Roberts, Springfield | 2007-08 | Scott Gordon, Providence |
| 1973-74 | Don Cherry, Rochester | 1990-91 | Don Lever, Rochester | 2008-09 | Scott Arniel, Manitoba |
| 1974-75 | John Muckler, Providence | 1991-92 | Doug Carpenter, New Haven | 2009-10 | Guy Boucher, Hamilton |
| 1975-76 | Chuck Hamilton, Hershey | 1992-93 | Marc Crawford, St. John's | 2010-11 | John Hynes, Wilkes-Barre/Scranton |
| 1976-77 | Al MacNeil, Nova Scotia | 1993-94 | Barry Trotz, Portland | 2011-12 | Jon Cooper, Norfolk |
| 1977-78 | Bob McCammon, Maine | 1994-95 | Robbie Ftorek, Albany | 2012-13 | Willie Desjardins, Texas |
| 1978-79 | Parker MacDonald, New Haven | 1995-96 | Robbie Ftorek, Albany | 2013-14 | Jeff Blashill, Grand Rapids |
| 1979-80 | Doug Gibson, Hershey | 1996-97 | Greg Gilbert, Worcester | 2014-15 | Mike Stothers, Manchester |
| 1980-81 | Bob McCammon, Maine | 1997-98 | Bill Stewart, Saint John | 2015-16 | Rick Kowalsky, Albany |
| 1981-82 | Larry Kish, Binghamton | 1998-99 | Peter Laviolette, Providence | 2016-17 | Roy Sommer, San Jose |
| 1982-83 | Jacques Demers, Fredericton | 1999-2000 | Glen Hanlon, Portland | 2017-18 | Pascal Vincent, Manitoba |
| 1983-84 | Gene Ubriaco, Baltimore | 2000-01 | Don Granato, Worcester | 2018-19 | Mike Vellucci, Charlotte |
| 1984-85 | Bill Dineen, Adirondack | 2001-02 | Bruce Cassidy, Grand Rapids | | |



Sollenberger

John B. Sollenberger Trophy (Leading Scorer – Regular Season)

The John B. Sollenberger Trophy is presented annually to the player who has scored the most points during the regular season.

First named after Wally Kilrea, who originally held the AHL's single season scoring record, it was renamed for Carl Liscombe, who broke Kilrea's record. In 1955, the league's Board of Governors voted to name the trophy after John Sollenberger, a longtime contributor to the AHL as manager and president of the Hershey Bears and former president and chairman of the Board of Governors of the American Hockey League.

Previous Winners

| | | | | | |
|---------|-------------------------------|---------|-------------------------------|-----------|----------------------------|
| 1947-48 | Carl Liscombe, Providence | 1972-73 | Yvon Lambert, Nova Scotia | 1996-97 | Peter White, Philadelphia |
| 1948-49 | Sid Smith, Pittsburgh | 1973-74 | Steve West, New Haven | 1997-98 | Peter White, Philadelphia |
| 1949-50 | Les Douglas, Cleveland | 1974-75 | Doug Gibson, Rochester | 1998-99 | Domenic Pittis, Rochester |
| 1950-51 | Ab DeMarco, Buffalo | 1975-76 | Jean-Guy Gratton, Hershey | 1999-2000 | Christian Matte, Hershey |
| 1951-52 | Ray Powell, Providence | 1976-77 | Andre Peloffy, Springfield | 2000-01 | Derek Armstrong, Hartford |
| 1952-53 | Eddie Olson, Cleveland | 1977-78 | Gordie Brooks, Philadelphia; | 2001-02 | Donald MacLean, St. John's |
| 1953-54 | George Sullivan, Hershey | | Rick Adduono, Rochester (tie) | 2002-03 | Steve Maltais, Chicago |
| 1954-55 | Eddie Olson, Cleveland | 1978-79 | Bernie Johnson, Maine | 2003-04 | Pavel Rosa, Manchester |
| 1955-56 | Zellio Toppazzini, Providence | 1979-80 | Norm Dube, Nova Scotia | 2004-05 | Jason Spezza, Binghamton |
| 1956-57 | Fred Glover, Cleveland | 1980-81 | Mark Lofthouse, Hershey | 2005-06 | Kirby Law, Houston |
| 1957-58 | Willie Marshall, Hershey | 1981-82 | Mike Kaszycki, New Brunswick | 2006-07 | Darren Haydar, Chicago |
| 1958-59 | Bill Hicke, Rochester | 1982-83 | Ross Yates, Binghamton | 2007-08 | Jason Krog, Chicago |
| 1959-60 | Fred Glover, Cleveland | 1983-84 | Claude Larose, Sherbrooke | 2008-09 | Alexandre Giroux, Hershey |
| 1960-61 | Bill Sweeney, Springfield | 1984-85 | Paul Gardner, Binghamton | 2009-10 | Keith Aucoin, Hershey |
| 1961-62 | Bill Sweeney, Springfield | 1985-86 | Paul Gardner, Rochester | 2010-11 | Corey Locke, Binghamton |
| 1962-63 | Bill Sweeney, Springfield | 1986-87 | Tim Tookey, Hershey | 2011-12 | Chris Bourque, Hershey |
| 1963-64 | Gerry Ehman, Rochester | 1987-88 | Bruce Boudreau, Springfield | 2012-13 | Brandon Pirri, Rockford |
| 1964-65 | Art Stratton, Buffalo | 1988-89 | Stephan Lebeau, Sherbrooke | 2013-14 | Travis Morin, Texas |
| 1965-66 | Dick Gamble, Rochester | 1989-90 | Paul Ysebaert, Utica | 2014-15 | Brian O'Neil, Manchester |
| 1966-67 | Gordon Labossiere, Quebec | 1990-91 | Kevin Todd, Utica | 2015-16 | Chris Bourque, Hershey |
| 1967-68 | Simon Nolet, Quebec | 1991-92 | Shaun Van Allen, Cape Breton | 2016-17 | Kenny Agostino, Chicago |
| 1968-69 | Jeannot Gilbert, Hershey | 1992-93 | Don Biggs, Binghamton | 2017-18 | Chris Terry, Laval |
| 1969-70 | Jude Drouin, Montreal | 1993-94 | Tim Taylor, Adirondack | 2018-19 | Carter Verhaeghe, Syracuse |
| 1970-71 | Fred Speck, Baltimore | 1994-95 | Peter White, Cape Breton | | |
| 1971-72 | Don Blackburn, Providence | 1995-96 | Brad Smyth, Carolina | | |



Marshall

Willie Marshall Award (Leading Goal Scorer)

This award was established by the AHL Board of Governors during the 2003-04 season to honor Willie Marshall, the American Hockey League's all-time leader in goals, assists, points and games played and a member of the inaugural class of inductees into the AHL Hall of Fame.

It is presented annually to the player who scores the most goals during the AHL regular season.

Previous Winners

| | | | | | |
|---------|-------------------------------|---------|-------------------------------|---------|-----------------------------------|
| 2003-04 | Jeff Hamilton, Bridgeport | 2008-09 | Alexandre Giroux, Hershey | 2014-15 | Teemu Pulkkinen, Grand Rapids |
| 2004-05 | Mike Cammalleri, Manchester | 2009-10 | Alexandre Giroux, Hershey | 2015-16 | Frank Vatrano, Providence |
| 2005-06 | Donald MacLean, Grand Rapids; | 2010-11 | Colin McDonald, Oklahoma City | 2016-17 | Wade Megan, Chicago |
| | Denis Hamel, Binghamton (tie) | 2011-12 | Cory Bouchard, Norfolk | 2017-18 | Valentin Zykov, Charlotte |
| 2006-07 | Brett Sterling, Chicago | 2012-13 | Tyler Johnson, Syracuse | 2018-19 | Carter Verhaeghe, Syracuse; |
| 2007-08 | Jason Krog, Chicago | 2013-14 | Zach Boychuk, Charlotte | | Alex Barre-Boulet, Syracuse (tie) |





Holmes

Harry "Hap" Holmes Memorial Award (Outstanding Team Goaltender(s))

Named after Harry "Hap" Holmes, a prominent figure in early professional hockey and outstanding goaltender of his era, this award is presented in recognition of outstanding goaltending.

From 1948 to 1971, the award was presented to the goaltender with the lowest goals-against average who appeared in at least 50% of regular season games. Since 1972, the award has honored the team with the lowest goals-against average, providing each goaltender appeared in a minimum of 25 regular season games.

Previous Winners

| | | | |
|---------|---|-----------|---|
| 1947-48 | Baz Bastien, Pittsburgh | 1983-84 | Brian Ford, Fredericton |
| 1948-49 | Baz Bastien, Pittsburgh | 1984-85 | Jon Casey, Baltimore |
| 1949-50 | Connie Dion, Buffalo | 1985-86 | Sam St. Laurent and Karl Friesen, Maine |
| 1950-51 | Gil Mayer, Pittsburgh | 1986-87 | Vincent Riendeau, Sherbrooke |
| 1951-52 | Johnny Bower, Cleveland | 1987-88 | Vincent Riendeau and Jocelyn Perreault, Sherbrooke |
| 1952-53 | Gil Mayer, Pittsburgh | 1988-89 | Randy Exelby and Francois Gravel, Sherbrooke |
| 1953-54 | Gil Mayer, Pittsburgh | 1989-90 | Jean-Claude Bergeron and Andre Racicot, Sherbrooke |
| 1954-55 | Gil Mayer, Pittsburgh | 1990-91 | David Littman and Darcy Wakaluk, Rochester |
| 1955-56 | Gil Mayer, Pittsburgh | 1991-92 | David Littman, Rochester |
| 1956-57 | Johnny Bower, Providence | 1992-93 | Corey Hirsch and Boris Rousson, Binghamton |
| 1957-58 | Johnny Bower, Cleveland | 1993-94 | Byron Dafoe and Olaf Kolzig, Portland |
| 1958-59 | Bobby Perreault, Hershey | 1994-95 | Mike Dunham and Corey Schwab, Albany |
| 1959-60 | Ed Chadwick, Rochester | 1995-96 | Manny Legace and Scott Langkow, Springfield |
| 1960-61 | Marcel Paille, Springfield | 1996-97 | Jean-Francois Labbe, Hershey |
| 1961-62 | Marcel Paille, Springfield | 1997-98 | Tyler Moss and Jean-Sebastien Giguere, Saint John |
| 1962-63 | Denis DeJordy, Buffalo | 1998-99 | Martin Biron and Tom Draper, Rochester |
| 1963-64 | Roger Crozier, Pittsburgh | 1999-2000 | Milan Hnilicka and Jean-Francois Labbe, Hartford |
| 1964-65 | Gerry Cheevers, Rochester | 2000-01 | Mika Noronen and Tom Askey, Rochester |
| 1965-66 | Les Binkley, Cleveland | 2001-02 | Martin Prusek, Simon Lajeunesse and Mathieu Chouinard, Grand Rapids |
| 1966-67 | Andre Gill, Hershey | 2002-03 | Marc Lamothe and Joey MacDonald, Grand Rapids |
| 1967-68 | Bobby Perreault, Rochester | 2003-04 | Wade Dubielewicz and Dieter Kochan, Bridgeport |
| 1968-69 | Gilles Villemure, Buffalo | 2004-05 | Jason LaBarbera and Steve Valiquette, Hartford |
| 1969-70 | Gilles Villemure, Buffalo | 2005-06 | Dany Sabourin, Wilkes-Barre/Scranton |
| 1970-71 | Gary Kurt, Cleveland | 2006-07 | Jason LaBarbera, Manchester |
| 1971-72 | Dan Bouchard and Ross Brooks, Boston | 2007-08 | Nolan Schaefer and Barry Brust, Houston |
| 1972-73 | Michel Larocque and Michel Deguise, Nova Scotia | 2008-09 | Cory Schneider, Manitoba |
| 1973-74 | Jim Shaw and Dave Elenbaas, Nova Scotia | 2009-10 | Cedrick Desjardins and Curtis Sanford, Hamilton |
| 1974-75 | Ed Walsh and Dave Elenbaas, Nova Scotia | 2010-11 | Brad Thiessen and John Curry, Wilkes-Barre/Scranton |
| 1975-76 | Ed Walsh and Dave Elenbaas, Nova Scotia | 2011-12 | Ben Scrivens, Toronto |
| 1976-77 | Ed Walsh and Dave Elenbaas, Nova Scotia | 2012-13 | Jeff Zatkoff and Brad Thiessen, Wilkes-Barre/Scranton |
| 1977-78 | Bob Holland and Maurice Barrett, Nova Scotia | 2013-14 | Jeff Deslauriers and Eric Hartzell, Wilkes-Barre/Scranton |
| 1978-79 | Robbie Moore and Pete Peeters, Maine | 2014-15 | Matt Murray and Jeff Zatkoff, Wilkes-Barre/Scranton |
| 1979-80 | Robbie Moore and Rick St. Croix, Maine | 2015-16 | Peter Budaj, Ontario |
| 1980-81 | Robbie Moore and Pelle Lindbergh, Maine | 2016-17 | Tristan Jarry and Casey DeSmith, Wilkes-Barre/Scranton |
| 1981-82 | Bob Janecyk and Warren Skorodenski, New Brunswick | 2017-18 | Garret Sparks and Calvin Pickard, Toronto |
| 1982-83 | Brian Ford and Clint Malarchuk, Fredericton | 2018-19 | Eddie Pasquale, Syracuse |



Hunt

Fred T. Hunt Memorial Award (Sportsmanship, Determination, Dedication to Hockey)

The Hunt Award, instituted by the Board of Governors during the 1977-78 season, is voted upon by coaches, players and media members around the AHL and honors the player best exemplifying the qualities demonstrated by Fred Hunt: sportsmanship, determination and dedication to hockey.

Mr. Hunt served as a player, coach, general manager and governor in the AHL, earning five Calder Cup championships with the Buffalo Bisons and a sixth with the Cincinnati Swords.

Previous Winners

| | | | | | |
|---------|------------------------------|-----------|--------------------------------------|---------|---------------------------------|
| 1977-78 | Blake Dunlop, Maine | 1992-93 | Tim Tookey, Hershey | 2006-07 | Mike Keane, Manitoba |
| 1978-79 | Bernie Johnston, Maine | 1993-94 | Jim Nesich, Cape Breton | 2007-08 | Jordan Sigalek, Providence |
| 1979-80 | Norm Dube, Nova Scotia | 1994-95 | Steve Larouche, Prince Edward Island | 2008-09 | Ajay Baines, Iowa |
| 1980-81 | Tony Cassolato, Hershey | 1995-96 | Ken Gernander, Binghamton | 2009-10 | Casey Borer, Albany |
| 1981-82 | Mike Kaszycki, New Brunswick | 1996-97 | Steve Passmore, Hamilton | 2010-11 | Bryan Helmer, Oklahoma City |
| 1982-83 | Ross Yates, Binghamton | 1997-98 | Craig Charron, Rochester | 2011-12 | Chris Minard, Grand Rapids |
| 1983-84 | Claude Larose, Sherbrooke | 1998-99 | Mitch Lamoureux, Hershey | 2012-13 | Brandon Davidson, Oklahoma City |
| 1984-85 | Paul Gardner, Binghamton | 1999-2000 | Randy Cunneynworth, Rochester | 2013-14 | Jake Dowell, Iowa |
| 1985-86 | Steve Tsujiura, Maine | 2000-01 | Kent Hulst, Portland/Providence | 2014-15 | Jeff Hoggan, Grand Rapids |
| 1986-87 | Glenn Merkosky, Adirondack | 2001-02 | Nathan Dempsey, St. John's | 2015-16 | Tom Kostopoulos, W-B/Scranton |
| 1987-88 | Bruce Boudreau, Springfield | 2002-03 | Chris Ferraro, Portland; | 2016-17 | Craig Cunningham, Tucson |
| 1988-89 | Murray Eaves, Adirondack | | Eric Healey, Manchester (tie) | 2017-18 | Bracken Kearns, Binghamton |
| 1989-90 | Murray Eaves, Adirondack | 2003-04 | Ken Gernander, Hartford | 2018-19 | Brett Sutter, Ontario |
| 1990-91 | Glenn Merkosky, Adirondack | 2004-05 | Chris Taylor, Rochester | | |
| 1991-92 | John Anderson, New Haven | 2005-06 | Mark Cullen, Norfolk | | |



Dupre

Yanick Dupre Memorial Award (AHL Man of the Year)

This award was established by the AHL to honor former Hershey Bears player Yanick Dupre, who lost a courageous battle with leukemia in 1997. Selected by the league president from nominations by the member clubs, the winner of this award best represents the spirit of Yanick Dupre with his involvement in the community.

Previous Winners

| | | | | | |
|-----------|--------------------------|---------|----------------------------|---------|--------------------------|
| 1997-98 | John Jakopin, New Haven | 2005-06 | Mitch Fritz, Springfield | 2013-14 | Eric Neilson, Syracuse |
| 1998-99 | Brent Thompson, Hartford | 2006-07 | Matt Carkner, W-B/Scranton | 2014-15 | Kyle Hagel, Charlotte |
| 1999-2000 | Mike Minard, Hamilton | 2007-08 | Denis Hamel, Binghamton | 2015-16 | Ryan Carpenter, San Jose |
| 2000-01 | Mike Minard, St. John's | 2008-09 | Brandon Rogers, Houston | 2016-17 | A.J. Greer, San Antonio |
| 2001-02 | Travis Roche, Houston | 2009-10 | Josh Tordjman, San Antonio | 2017-18 | Scouter Vaughan, Chicago |
| 2002-03 | Jimmy Roy, Manitoba | 2010-11 | Cody Bass, Binghamton | 2018-19 | Landon Ferraro, Iowa |
| 2003-04 | Kurtis Foster, Chicago | 2011-12 | Nick Petrecki, Worcester | | |
| 2004-05 | Duncan Milroy, Hamilton | 2012-13 | Mike Zigomanis, Toronto | | |



Butterfield

Jack A. Butterfield Trophy (Playoff MVP)

The Jack A. Butterfield Trophy, named after the former President and Treasurer of the American Hockey League, honors the Most Valuable Player in the Calder Cup Playoffs as voted by the coaches.

Mr. Butterfield served the longest tenure of any AHL President (28 years, 1966-94), and is an honored member of both the AHL Hall of Fame and the Hockey Hall of Fame.

Previous Winners

| | | | | | |
|---------|--|-----------|-------------------------------------|---------|-------------------------------|
| 1983-84 | Bud Stefanski, Maine | 1995-96 | Dixon Ward, Rochester | 2007-08 | Jason Krog, Chicago |
| 1984-85 | Brian Skrudland, Sherbrooke | 1996-97 | Mike McHugh, Hershey | 2008-09 | Michal Neuvirth, Hershey (G) |
| 1985-86 | Tim Tookey, Hershey | 1997-98 | Mike Maneluk, Philadelphia | 2009-10 | Chris Bourque, Hershey |
| 1986-87 | Dave Fenyves, Rochester | 1998-99 | Peter Ferraro, Providence | 2010-11 | Robin Lehner, Binghamton (G) |
| 1987-88 | Wendell Young, Hershey (G) | 1999-2000 | Derek Armstrong, Hartford | 2011-12 | Alexandre Picard, Norfolk |
| 1988-89 | Sam St. Laurent, Adirondack (G) | 2000-01 | Steve Begin, Saint John | 2012-13 | Tomas Tatar, Grand Rapids |
| 1989-90 | Jeff Hackett, Springfield (G) | 2001-02 | Pasi Nurminen, Chicago (G) | 2013-14 | Travis Morin, Texas |
| 1990-91 | Kay Whitmore, Springfield (G) | 2002-03 | Johan Holmqvist, Houston (G) | 2014-15 | Jordan Weal, Manchester |
| 1991-92 | Allan Bester, Adirondack (G) | 2003-04 | Wade Flaherty, Milwaukee (G) | 2015-16 | Oliver Bjorkstrand, Lake Erie |
| 1992-93 | Bill McDougall, Cape Breton | 2004-05 | Antero Niittymaki, Philadelphia (G) | 2016-17 | Tyler Bertuzzi, Grand Rapids |
| 1993-94 | Olaf Kolzig, Portland (G) | 2005-06 | Frederic Cassivi, Hershey (G) | 2017-18 | Andreas Johnsson, Toronto |
| 1994-95 | Corey Schwab, Albany (G) and Mike Dunham, Albany (G) | 2006-07 | Carey Price, Hamilton (G) | 2018-19 | Andrew Poturalski, Charlotte |



Hendy

James C. Hendy Memorial Award (Outstanding Executive)

The award is named to honor James C. Hendy, a long time contributor to the AHL and the General Manager of the Cleveland Barons until his death in 1961. This award is presented yearly to the executive who has made the most outstanding contribution to the American Hockey League.

Previous Winners (*awarded posthumously)

| | | | |
|---------|---|-----------|--|
| 1961-62 | James G. Balmer, AHL | 1991-92 | Gordon Anziano, AHL; Pat Hickey, New Haven (co-winners) |
| 1962-63 | C. Stafford Smythe, Toronto Maple Leafs | 1992-93 | Robert W. Clarke, AHL |
| 1963-64 | James H. Ellery* | 1993-94 | Tom Ebright, Portland |
| 1964-65 | Robert Martineau* | 1994-95 | Doug Burch, Albany |
| 1965-66 | Jack Riley, AHL | 1995-96 | Steve Donner, Rochester |
| 1966-67 | Louis A.R. Pieri* | 1996-97 | Jay Feaster, Hershey |
| 1967-68 | John B. Sollenberger* | 1997-98 | Frank Miceli, Philadelphia |
| 1968-69 | Lloyd S. Blinco, Hershey | 1998-99 | Jody Gage, Rochester |
| 1969-70 | Edward Shore, Springfield | 1999-2000 | Doug Yingst, Hershey |
| 1970-71 | Jack A. Butterfield, AHL | 2000-01 | Stew MacDonald, Saint John |
| 1971-72 | Robert W. Clarke, Rochester | 2001-02 | Glenn Stanford, St. John's |
| 1972-73 | Richard F. Canning, AHL | 2002-03 | Jeff Barrett, Wilkes-Barre/Scranton |
| 1973-74 | Arthur Whiteman, Hershey | 2003-04 | Jeff Eisenberg, Manchester |
| 1974-75 | Fred T. Hunt, Buffalo Sabres | 2004-05 | Mark Chipman, Manitoba |
| 1975-76 | Macgregor Kilpatrick, New Haven | 2005-06 | Doug Yingst, Hershey |
| 1976-77 | Frank Mathers, Hershey | 2006-07 | Jon Greenberg, Milwaukee |
| 1977-78 | Sam Pollock, Nova Scotia | 2007-08 | Mark Bernard, Rockford |
| 1978-79 | Harry Sinden, Boston Bruins | 2008-09 | Craig Heisinger, Manitoba |
| 1979-80 | Ned Harkness, Adirondack | 2009-10 | Howard Dolgon, Syracuse |
| 1980-81 | Ed Anderson, Maine | 2010-11 | Michael A. Mudd, Worcester |
| 1981-82 | Roy Mlakar, New Haven | 2011-12 | Glenn Stanford, St. John's |
| 1982-83 | George Bergantz, Rochester | 2012-13 | Mike Gordon, Chicago |
| 1983-84 | Jack A. Butterfield, AHL | 2013-14 | Robert Esche, Utica; Gordon Kaye, Rockford (co-winners) |
| 1984-85 | John Haas, Baltimore | 2014-15 | Vance Lederman, Syracuse |
| 1985-86 | George Guilbault, Sherbrooke | 2015-16 | Tera Black, Charlotte |
| 1986-87 | Joel Schiavone, New Haven | 2016-17 | Jim Brooks and Rob Brooks, Lehigh Valley |
| 1987-88 | Tom Mitchell, Binghamton | 2017-18 | Tim Gortsema, Grand Rapids |
| 1988-89 | Bruce Landon, Springfield | 2018-19 | Nathan Costa, Springfield |
| 1989-90 | David Andrews, Cape Breton | | |
| 1990-91 | Frank Mathers, Hershey | | |





McKenzie

Ken McKenzie Award (Outstanding Executive – PR & Marketing)

The Ken McKenzie Award, instituted during the 1977-78 season, is named for the co-founder and long-time president and publisher of *The Hockey News*. Recognizing the important role played by team management in building a successful franchise, the award honors the individual who accomplished the most during the season in promoting his or her AHL team.

Previous Winners

| | | | | | |
|---------|----------------------------|-----------|--|---------|----------------------------------|
| 1977-78 | Mike Emrick, Maine | 1992-93 | Catherine Galea, Hamilton; Jason Siegel, Binghamton (co-winners) | 2004-05 | Brian Lewis, Hamilton |
| 1978-79 | Roy Mlakar, New Haven | 1993-94 | Jeremy Duncan, Albany | 2005-06 | Mike Wojciechowski, Milwaukee |
| 1979-80 | Bruce Landon, Springfield | 1994-95 | Tim Kuhl, Syracuse | 2006-07 | Randy Cleves, Grand Rapids |
| 1980-81 | Brent I. Hancock, Hershey | 1995-96 | Tim Kuhl, Syracuse | 2007-08 | Norva Riddell, Manitoba |
| 1981-82 | Rick Peckham, Rochester | 1996-97 | Glenn Stanford, St. John's; Carole Appleton, Springfield (co-winners) | 2008-09 | Courtney Mahoney, Chicago |
| 1982-83 | Mike Doyle, Fredericton | 1997-98 | Chris Palin, Rochester | 2009-10 | Jim Sarosy, Syracuse |
| 1983-84 | David Strader, Adirondack | 1998-99 | Cary Kaplan, Hamilton | 2010-11 | Mike Cosentino, Toronto |
| 1984-85 | Dale Arnold, Maine | 1999-2000 | Brian Magness, W-B/Scranton; Rich Hixon, W-B/Scranton (co-winners) | 2011-12 | Mike Lappan, Charlotte |
| 1985-86 | Randy Scott, Rochester | 2000-01 | Dave Cieslinski, Rochester | 2012-13 | Rob Mullooney, St. John's |
| 1986-87 | Larry Haley, Moncton | 2001-02 | Jim Sarosy, Syracuse | 2013-14 | Charlie Larson, Milwaukee |
| 1987-88 | Doug Yingst, Hershey | 2002-03 | Don Helbig, Cincinnati | 2014-15 | Brian Coe, Wilkes-Barre/Scranton |
| 1988-89 | John Forslund, Springfield | 2003-04 | Chris Schwartz, St. John's | 2015-16 | Mike Peck, Rockford |
| 1989-90 | Don Ostrom, Adirondack | | | 2016-17 | Marc Lira, Toronto |
| 1990-91 | Jan MacDonald, New Haven | | | 2017-18 | Pam Frasco, Cleveland |
| 1991-92 | Russ Newton, Fredericton | | | 2018-19 | Paul Branecky, Charlotte |




Ebright

Thomas Ebright Award (Outstanding Contributions to the AHL)

Presented annually for outstanding career contributions to the AHL, this award honors Thomas Ebright, the former owner of the Portland Pirates and Baltimore Skipjacks. A longtime member of the Board of Governors until his death in 1997, Mr. Ebright was a key member in the shaping of the AHL.

Previous Winners

| | | | | | |
|-----------|--------------------------------------|---------|----------------------|---------|-------------------|
| 1997-98 | Jack Butterfield | 2004-05 | Glenn Stanford | 2012-13 | Jeff Barrett |
| 1998-99 | Gordon Anziano | 2005-06 | Al Coates | 2013-14 | Howard Dolgon |
| 1999-2000 | Bryan Lewis | 2006-07 | Frank Miceli | 2014-15 | Michael Andlauer |
| 2000-01 | Bill Torrey | 2007-08 | Doug Yingst | 2015-16 | Jim Schoenfeld |
| 2001-02 | Bruce Landon | 2008-09 | Jim Mill | 2016-17 | Craig Heisinger |
| 2002-03 | Bill Watters | 2009-10 | Tom Mitchell | 2017-18 | Wendell Young |
| 2003-04 | Roy Boe; Jack Kelley (co-winners) | 2010-11 | Mark Chipman | 2018-19 | Todd Frederickson |
| | | 2011-12 | Lyman G. Bullard Jr. | | |



Condon

Michael Condon Memorial Award (Outstanding Contributions, On-Ice Official)

The Michael Condon Memorial Award, instituted in 2002, honors an AHL on-ice official for his outstanding service to the league. It is named for veteran AHL linesman Mike Condon, who passed away suddenly during the 2001-02 season.

Previous Winners

| | | | | | |
|---------|--------------|---------|----------------|---------|------------------------------------|
| 2001-02 | Jim Doyle | 2007-08 | Terry Koharski | 2013-14 | Jim Vail |
| 2002-03 | Marty Demers | 2008-09 | Al Stensland | 2014-15 | Mike Emanatian |
| 2003-04 | Dan Murphy | 2009-10 | David Butova | 2015-16 | Joe Ross |
| 2004-05 | Matt Dunne | 2010-11 | Brian Lemon | 2016-17 | Kevin Hastings |
| 2005-06 | Luke Galvin | 2011-12 | Bob Paquette | 2017-18 | Frank Murphy |
| 2006-07 | Leo Boylan | 2012-13 | Bob Goodman | 2018-19 | Fred Hudy, Carl Sasyn (co-winners) |



President's Awards (Team/Player Excellence)

The President's Awards were established in 2009 to recognize an AHL organization for excellence in all areas off the ice, and an AHL player in recognition of his outstanding accomplishments in the past year.

Previous Winners (Team)

| | |
|---------|-------------------------------------|
| 2008-09 | Manitoba Moose |
| 2009-10 | Chicago Wolves |
| 2010-11 | San Antonio Rampage |
| 2011-12 | Providence Bruins |
| 2012-13 | Toronto Marlies |
| 2013-14 | St. John's IceCaps |
| 2014-15 | Utica Comets |
| 2015-16 | Lake Erie Monsters; San Diego Gulls |
| 2016-17 | San Diego Gulls |
| 2017-18 | Toronto Marlies |
| 2018-19 | Iowa Wild |

Previous Winners (Player)

| | |
|---------|------------------------------|
| 2008-09 | Alexandre Giroux, Hershey |
| 2009-10 | P.K. Subban, Hamilton |
| 2010-11 | Bryan Helmer, Oklahoma City |
| 2011-12 | Cory Conacher, Norfolk |
| 2012-13 | Tyler Johnson, Syracuse |
| 2013-14 | Travis Morin, Texas |
| 2014-15 | Brian O'Neill, Manchester |
| 2015-16 | Michael Leighton, Rockford |
| 2016-17 | not awarded |
| 2017-18 | Mike McKenna, Texas |
| 2018-19 | Andrew Poturalski, Charlotte |





Ellery

James H. Ellery Memorial Award (Outstanding Media)

The James H. Ellery Memorial Award is presented to an individual or organization for outstanding media coverage of the American Hockey League.

The award honors the late Jim Ellery, who served as league secretary and publicity director for the AHL for 17 years until his death in 1964.

Previous Winners

- 1964-65 Charley Barton, Buffalo
- 1965-66 Hans Tanner, Rochester
- 1966-67 Roland Sabourin, Quebec
- 1967-68 Jim West, Baltimore
- 1968-69 John Travers, Hershey
- 1969-70 Les Sterns, Springfield
- 1970-71 W.W. "Tiny" Parry, Hershey
- 1971-72 Al Fischer, Baltimore
- 1972-73 Jerry Linquist, Baltimore
- 1973-74 George Taylor, Baltimore
- 1974-75 Ron Rohmer, New Haven
- 1975-76 Clayton Campbell, Nova Scotia (newspaper); Arnie Paterson, Nova Scotia (radio); Dick Galiette, New Haven (TV)
- 1976-77 Steve Summers and Bruce Whitman, Hershey (newspaper); Leo Macisaac, Nova Scotia (radio); Rich Funke, Rochester (TV)
- 1977-78 Brian Thayer, Maine (newspaper); Al Kalter, Binghamton (radio); Tim Melton, Hershey (TV, co-winner); Frank Fixaris, Maine (TV, co-winner)
- 1978-79 Eddie St. Pierre, Moncton (newspaper); Arnie Patterson, Nova Scotia (radio); Jack O'Neil, Springfield (TV)
- 1979-80 Paul Marslano, New Haven (newspaper); Bill Brady, Springfield (radio); Dale Darling, Maine (TV)
- 1980-81 Rick Wheeler, Rochester (newspaper); Russ Small, Hershey (radio); Simeon Smith, Rochester (TV)
- 1981-82 Barry Meisel, Binghamton (newspaper); Dave Morrell, Fredericton (radio); John Logan, Moncton (TV)
- 1982-83 Mike Kane, Adirondack (newspaper); Phil Wood, Baltimore (radio); Tom Gagnon, Rochester (TV)
- 1983-84 Jack Gatecliff, St. Catharines (newspaper); Tom George, Rochester (radio); Vince Bagli, Baltimore (TV)
- 1984-85 Jerry Crasnick, Maine (newspaper); Roger Neel, Binghamton (radio); Phil Smith, Rochester (TV)
- 1985-86 Jerry Crasnick, Maine (newspaper); Jim Gagliardi, Adirondack (radio); Rich Funke, Rochester (TV)
- 1986-87 Joel Jacobson, Nova Scotia (newspaper); Dave Morrell, Fredericton (radio); Arnold Klinsky, Rochester (TV)
- 1987-88 Mike Kane, Adirondack (newspaper); Jeff Rimer, Baltimore (radio); Frank Chiano, Rochester (TV)
- 1988-89 Paul Abramowitz, Maine (newspaper); Pat Connolly, Cape Breton (radio); Brian Lambert, Springfield (TV)
- 1989-90 Mike Kane, Adirondack (newspaper); Ron Rohmer, New Haven (radio); Pyman Productions (TV)
- 1990-91 Bob Dittmeier, Adirondack/Capital District (newspaper); Bob Matthews, Rochester (radio); Jimmy Young and Tom Caron, Maine (TV)
- 1991-92 Jim Jackson, Baltimore (newspaper); Dave Leblanc, Cape Breton (radio); Ken Harris, Binghamton (TV)
- 1992-93 Kevin Oklobzija, Rochester (newspaper); John Colletto, Providence (radio); Pyman Productions (TV)
- 1993-94 Dan Sernoffsky, Hershey (newspaper); Don Stevens, Rochester (radio); Cable Atlantic, St. John's (TV)
- 1994-95 Bill Hunt, Fredericton (newspaper); John Colletto, Providence (radio); Adam Benigni, Syracuse (TV)
- 1995-96 Kevin Oklobzija, Rochester (newspaper); Seth Everett, Syracuse (radio); Tom Caron, NESN (TV)
- 1996-97 Lindsay Kramer, Syracuse (newspaper); Aaron Kennedy, Saint John (radio); Jim Ogle, Kentucky (TV)
- 1997-98 Brendan McCarthy, St. John's (newspaper, co-winner); Bill Ballou, Worcester (newspaper, co-winner); Lance McAllister, Cincinnati (radio); Rich Coppola, Hartford/New Haven (TV)
- 1998-99 Phil Janack, Albany (newspaper); Tim Woodburn, Kentucky (radio); Cable Atlantic, St. John's (TV)
- 1999-2000 Dave Sottile, Hershey (newspaper); Greg Waddell, Cincinnati (radio); WBRE-TV 28, W-B/Scranton (TV)
- 2000-01 Tris Wykes, Norfolk (newspaper); Bob Crawford, Hartford (radio); Fox SportsNet Pittsburgh (TV)
- 2001-02 Garry McKay, Hamilton (newspaper); Tom Grace, W-B/Scranton (radio); WOOD-TV 8, Grand Rapids (TV)
- 2002-03 Joe Conklin, Grand Rapids (newspaper); Dave Ahlers, Portland (radio); Rogers Sportsnet (TV)
- 2003-04 Mike Fornabaio, Bridgeport (newspaper); John Walton, Hershey (radio); Chicago Wolves/Comcast (TV)
- 2004-05 Jonathan Bombulie, W-B/Scranton (newspaper); Derek Wills, Hamilton (radio); Brendan O'Reilly, Binghamton (TV)
- 2005-06 Phil Janack, Albany (newspaper); Kelly Moore, Manitoba (radio); Gregg Mace, Hershey (TV)
- 2006-07 Bill Ballou, Worcester (newspaper); John Bartlett, Toronto (radio); Mark Giangreco, Chicago (TV)
- 2007-08 Lindsay Kramer, Syracuse (newspaper); Ken Cail, Manchester (radio); Tim Doty, Grand Rapids (TV)
- 2008-09 Winnipeg Free Press (newspaper); Home Ice XM 204 (radio); Kevin Shea, Worcester (TV)
- 2009-10 Pete Dougherty, Albany (newspaper); Bob Kaser, Grand Rapids (radio); Tony Zarrella, Lake Erie (TV)
- 2010-11 Tim Leone, Hershey (newspaper); Grady Whittenburg, Binghamton (radio); Jamie Staton, Manchester (TV)
- 2011-12 Dave Eminian, Peoria (newspaper); Pete Michaud, Norfolk (radio); Aaron LaFontaine, Toronto (TV)
- 2012-13 St. John's Telegram (newspaper); Don Stevens, Rochester (radio); Sportsnet (TV)
- 2013-14 Dan Weiss, San Antonio
- 2014-15 Brendan Burke, Utica
- 2015-16 Patrick Williams, NHL.com/Sportsnet.ca
- 2016-17 Service Electric 2 Sports, Lehigh Valley
- 2017-18 Ben Birnell, Utica
- 2018-19 Mike Griffith, Bakersfield



CCM/AHL Awards Program

Throughout the 2018-19 regular season, CCM Hockey helped recognize outstanding performances in the American Hockey League with the **CCM/AHL Player of the Week**, the **CCM/AHL Rookie of the Month**, the **CCM/AHL Goaltender of the Month** and the **CCM/AHL Player of the Month** awards.

2018-19 CCM/AHL Player of the Week

| WK END | PLAYER | TEAM |
|---------|-------------------|-------------------------|
| Oct. 7 | Nicolas Roy | Charlotte Checkers |
| Oct. 14 | Victor Olofsson | Rochester Americans |
| Oct. 21 | Vitek Vanecek | Hershey Bears |
| Oct. 28 | Conor Garland | Tucson Roadrunners |
| Nov. 4 | Zac Dalpe | Cleveland Monsters |
| Nov. 11 | Drake Batherson | Belleville Senators |
| Nov. 18 | Kaapo Kahkonen | Iowa Wild |
| Nov. 25 | Connor Ingram | Syracuse Crunch |
| Dec. 2 | Erik Condra | Texas Stars |
| Dec. 9 | Martin Necas | Charlotte Checkers |
| Dec. 16 | Michael Dal Colle | Bridgeport Sound Tigers |
| Dec. 23 | Tyler Graovac | Stockton Heat |
| Dec. 30 | Cal Foote | Syracuse Crunch |
| Jan. 6 | Jordan Binnington | San Antonio Rampage |
| Jan. 13 | Sam Carrick | San Diego Gulls |
| Jan. 20 | Eric Comrie | Manitoba Moose |
| Jan. 27 | Joe Gambardella | Bakersfield Condors |
| Feb. 3 | Carter Verhaeghe | Syracuse Crunch |
| Feb. 10 | Drake Batherson | Belleville Senators |
| Feb. 17 | Josh Ho-Sang | Bridgeport Sound Tigers |
| Feb. 24 | Nick Paul | Belleville Senators |
| Mar. 3 | Pavel Francouz | Colorado Eagles |
| Mar. 10 | Dillon Dube | Stockton Heat |
| Mar. 17 | Jeremy Bracco | Toronto Marlies |
| Mar. 24 | Oscar Dansk | Chicago Wolves |
| Mar. 31 | Zac Dalpe | Cleveland Monsters |
| Apr. 7 | Paul Carey | Providence Bruins |
| Apr. 14 | Andrew Hammond | Iowa Wild |

2018-19 CCM/AHL Rookie of the Month

| MONTH | PLAYER | TEAM |
|----------|------------------|--------------------------|
| October | Henrik Borgstrom | Springfield Thunderbirds |
| November | Sheldon Rempal | Ontario Reign |
| December | Jordan Kyrou | San Antonio Rampage |
| January | Cooper Marody | Bakersfield Condors |
| February | Drake Batherson | Belleville Senators |
| March | Tyler Benson | Bakersfield Condors |

2018-19 CCM/AHL Goaltender of the Month

| MONTH | PLAYER | TEAM |
|----------|------------------|-------------------------|
| October | Antoine Bibeau | San Jose Barracuda |
| November | Kaapo Kahkonen | Iowa Wild |
| December | Jeremy Smith | Bridgeport Sound Tigers |
| January | Alex Nedeljkovic | Charlotte Checkers |
| February | Shane Starrett | Bakersfield Condors |
| March | Alex Nedeljkovic | Charlotte Checkers |

2018-19 CCM/AHL Player of the Month

| MONTH | PLAYER | TEAM |
|----------|-----------------|---------------------|
| October | Victor Olofsson | Rochester Americans |
| November | Cory Conacher | Syracuse Crunch |
| December | Brandon Pirri | Chicago Wolves |
| January | Riley Barber | Hershey Bears |
| February | Daniel Carr | Chicago Wolves |
| March | Zac Dalpe | Cleveland Monsters |



Jordan Binnington

A day after being named the CCM/AHL Player of the Week on Jan. 7, 2019, Jordan Binnington posted a shutout in his first career NHL start, beginning a remarkable five-month journey that ended with a Stanley Cup championship. Binnington, an AHL All-Star in 2018, played 164 games in the AHL before breaking out with the Blues and was one of the league's top netminders with the San Antonio Rampage in 2018-19 (11-4-0, 2.08, .927) prior to his recall.

All-Star Teams

From the 1937-38 season through 1944-45, AHL All-Star teams and coaches were selected in a league-wide poll of players. Starting with the 1945-46 season, All-Star teams were selected solely by the media. Beginning in 1996-97, an AHL All-Rookie Team was selected as well.

From 1972-2007, two ballots, one representing the media and one representing the vote of the players, were submitted by each AHL city and weighed equally. Since 2007-08, a third ballot, representing AHL coaches from each city, has also been submitted.

1937-38

First Team

| | | |
|-----------------|-----|------------|
| Frank Brimsek | PRO | Goal |
| Chuck Shannon | SYR | Defense |
| Larry Molyneaux | PHI | Defense |
| Lorne Duguid | CLE | Left Wing |
| Alex "Bud" Cook | CLE | Center |
| Chuck Mason | PHI | Right Wing |

Second Team

| | | |
|------------------|-----|------------|
| Moe Roberts | CLE | Goal |
| Jeff Kalbfleisch | PRO | Defense |
| Art Lesieur | PRO | Defense |
| Jack Markle | SYR | Left Wing |
| Ed Convey | SYR | Center |
| Sam McManus | PRO | Right Wing |

Coach: Bill Cook, CLE*

1938-39

First Team

| | | |
|-------------------|-----|------------|
| Bert Gardiner | PHI | Goal |
| Jack Church | SYR | Defense |
| Jeff Kalbfleisch | HER | Defense |
| Kilby MacDonald | PHI | Left Wing |
| Don Deacon | PIT | Center |
| Phil Hergesheimer | CLE | Right Wing |

Second Team

| | | |
|---------------|-----|------------|
| Alfie Moore | HER | Goal |
| Jimmy Orlando | SPR | Defense |
| Art Lesieur | PRO | Defense |
| George Allen | PHI | Left Wing |
| Bob Carse | PHI | Center |
| Larry Aurie | PIT | Right Wing |

Coaches: Bun Cook, PRO
Eddie Powers, SYR

1939-40

First Team

| | | |
|------------------|-----|------------|
| Moe Roberts | CLE | Goal |
| Fred Robertson | CLE | Defense |
| Jeff Kalbfleisch | HER | Defense |
| Norm Locking | SYR | Left Wing |
| Don Deacon | CLE | Center |
| Ron Hudson | IND | Right Wing |

Second Team

| | | |
|-----------------|-----|------------|
| Bert Gardiner | PHI | Goal |
| Bill MacKenzie | PRO | Defense |
| Larry Molyneaux | CLE | Defense |
| Tony Hemmerling | NH | Left Wing |
| Max Kaminsky | SPR | Center |
| Art Giroux | PRO | Right Wing |

Coach: Bun Cook, PRO*

1940-41

First Team

| | | |
|----------------|-----|------------|
| Mike Karakas | PRO | Goal |
| Doug Young | PRO | Defense |
| Bill MacKenzie | CLE | Defense |
| Norm Locking | CLE | Left Wing |
| Fred Thurier | SPR | Center |
| Harry Frost | HER | Right Wing |

Second Team

| | | |
|-----------------|-----|------------|
| Charles Rayner | SPR | Goal |
| Frank Beisler | SPR | Defense |
| Fred Robertson | CLE | Defense |
| George Mantha | NH | Left Wing |
| Les Cunningham | CLE | Center |
| Joffre Desilets | CLE | Right Wing |

Coach: Bun Cook, PRO*

1941-42

First Team

| | | |
|----------------|-----|------------|
| Joe Turner | IND | Goal |
| Bill MacKenzie | CLE | Defense |
| Frank Beisler | SPR | Defense |
| Pete Kelly | SPR | Left Wing |
| Les Cunningham | CLE | Center |
| Harry Frost | HER | Right Wing |

Second Team

| | | |
|---------------------------------|-----|------------|
| Claude Bourque | BUF | Goal |
| Fred Robertson | CLE | Defense |
| Bob Goldham & Doug McCaig (tie) | HER | Defense |
| Lou Trudel | IND | Left Wing |
| WSH | WSH | Left Wing |
| Fred Thurier | SPR | Center |
| Joffre Desilets | CLE | Right Wing |

Coaches: Bun Cook, PRO
Bill Cook, CLE

1942-43

First Team

| | | |
|---------------|-----|------------|
| Gordie Bell | BUF | Goal |
| Frank Beisler | BUF | Defense |
| Roger Jenkins | HER | Defense |
| Adam Brown | IND | Left Wing |
| Wally Kilrea | HER | Center |
| Harry Frost | HER | Right Wing |

Second Team

| | | |
|-----------------|-----|------------|
| Mike Karakas | PRO | Goal |
| Bill MacKenzie | CLE | Defense |
| Hank Lauzon | HER | Defense |
| Norm Locking | CLE | Left Wing |
| Les Cunningham | CLE | Center |
| Bill Summerhill | BUF | Right Wing |

Coaches: Cooney Weiland, HER

Bun Cook, PRO

1943-44

First Team

| | | |
|-------------------|-----|------------|
| Nick Damore | HER | Goal |
| Bill Moe | HER | Defense |
| Hank Lauzon | HER | Defense |
| Gaston Gauthier | HER | Left Wing |
| Tommy Burlington | CLE | Center |
| Phil Hergesheimer | CLE | Right Wing |

Second Team

| | | |
|------------------|---------|------------|
| Roger Bessette | PIT/BUF | Goal |
| Gordon Davison | BUF | Defense |
| Dick Adolph | CLE | Defense |
| Lou Trudel | CLE | Left Wing |
| Les Cunningham | CLE | Center |
| Wendell Jamieson | PIT | Right Wing |

Coaches: Bun Cook, CLE

John Sorrell, IND

1944-45

First Team

| | | |
|------------------|-----|------------|
| Nick Damore | HER | Goal |
| Roger Leger | BUF | Defense |
| Gordon Davidson | BUF | Defense |
| Lou Trudel | CLE | Left Wing |
| Tommy Burlington | CLE | Center |
| Bob Walton | PIT | Right Wing |

Second Team

| | | |
|----------------|-----|------------|
| Roger Bessette | PIT | Goal |
| Danny Sprout | CLE | Defense |
| Dick Adolph | CLE | Defense |
| Billy Gooden | HER | Left Wing |
| Les Cunningham | CLE | Center |
| Pete Leswick | IND | Right Wing |

Coaches: Bun Cook, CLE

Max Kaminsky, PIT

1945-46

First Team

| | | |
|--------------|-----|------------|
| Nick Damore | HER | Goal |
| Roger Leger | BUF | Defense |
| Pete Backor | PIT | Defense |
| Pete Leswick | IND | Left Wing |
| Les Douglas | IND | Center |
| Joe Bell | HER | Right Wing |

Second Team

| | | |
|------------------|-----|------------|
| Connie Dion | BUF | Goal |
| Hugh Millar | IND | Defense |
| Dick Adolph | CLE | Defense |
| Lou Trudel | CLE | Left Wing |
| Tommy Burlington | CLE | Center |
| Norm Larson | HER | Right Wing |

1946-47

First Team

| | | |
|----------------------|-----|------------|
| Aldege "Baz" Bastien | PIT | Goal |
| Ernie Dickens | PIT | Defense |
| Hugh Millar | IND | Defense |
| Bobby Carse | CLE | Left Wing |
| John Holota | CLE | Center |
| Phil Hergesheimer | PHI | Right Wing |

Second Team

| | | |
|----------------|-----|------------|
| Harvey Bennett | HER | Goal |
| Elwyn Morris | PIT | Defense |
| Ott Heller | NH | Defense |
| Cliff Simpson | IND | Left Wing |
| Les Douglas | IND | Center |
| Pete Leswick | CLE | Right Wing |

1947-48

First Team

| | | |
|----------------------|-----|------------|
| Aldege "Baz" Bastien | PIT | Goal |
| Pete Backor | PIT | Defense |
| Ott Heller | NH | Defense |
| Carl Liscombe | PRO | Left Wing |
| Cliff Simpson | IND | Center |
| Pete Leswick | CLE | Right Wing |

Second Team

| | | |
|-------------------|-----|------------|
| Roger Bessette | CLE | Goal |
| Eddie Bush | PHI | Defense |
| Hugh Millar | IND | Defense |
| Jean-Paul Gladu | STL | Left Wing |
| Eldie Kobussen | SPR | Center |
| Phil Hergesheimer | PHI | Right Wing |

1948-49

First Team

| | | |
|----------------------|-----|------------|
| Aldege "Baz" Bastien | PIT | Goal |
| Pete Backor | PIT | Defense |
| Hy Buller | CLE | Defense |
| Sid Smith | PIT | Left Wing |
| Murdo MacKay | BUF | Center |
| Pete Leswick | CLE | Right Wing |

Second Team

| | | |
|-------------------|-----|------------|
| Ralph Almas | STL | Goal |
| Stan Kemp | PIT | Defense |
| Danny Sprout | CLE | Defense |
| Carl Liscombe | PRO | Left Wing |
| Harvey Fraser | PRO | Center |
| Phil Hergesheimer | PHI | Right Wing |

1949-50

First Team

| | | |
|------------------|-----|------------|
| Terry Sawchuk | IND | Goal |
| Pete Backor | PIT | Defense |
| Rollie McLenahan | HER | Defense |
| Bob Carse | CLE | Left Wing |
| Les Douglas | CLE | Center |
| Pete Leswick | CLE | Right Wing |

Second Team

| | | |
|--------------|-----|------------|
| Connie Dion | BUF | Goal |
| Danny Sprout | CLE | Defense |
| Al Dewsbury | IND | Defense |
| Paul Meger | BUF | Left Wing |
| Ab DeMarco | BUF | Center |
| Roy Kelly | CLE | Right Wing |

1950-51

First Team

| | | |
|-------------|-----|------------|
| Gil Mayer | PIT | Goal |
| Pete Backor | PIT | Defense |
| Hy Buller | CLE | Defense |
| Paul Meger | BUF | Left Wing |
| Ab DeMarco | BUF | Center |
| Fred Glover | IND | Right Wing |

Second Team

| | | |
|--------------------|-----|------------|
| Johnny Bower | CLE | Goal |
| Hugh Currie | BUF | Defense |
| Marcel Pronovost | IND | Defense |
| Billy Gooden | SPR | Left Wing |
| Fred Thurier | CLE | Center |
| Wally Hergesheimer | CLE | Right Wing |

1951-52

First Team

| | | |
|---------------|-----|------------|
| Johnny Bower | CLE | Goal |
| Frank Mathers | PIT | Defense |
| Tim Horton | PIT | Defense |
| Enio Scisizzi | IND | Left Wing |
| Ray Powell | PRO | Center |
| Steve Wochy | CLE | Right Wing |

Second Team

| | | |
|----------------|-----|------------|
| Gordon Henry | HER | Goal |
| Tommy Williams | CLE | Defense |
| Eddie Reigle | CLE | Defense |
| Jack Hamilton | STL | Left Wing |
| Buddy O'Connor | CIN | Center |
| Barry Sullivan | PRO | Right Wing |

1952-53

First Team

| | | |
|----------------|-----|------------|
| Johnny Bower | CLE | Goal |
| Frank Mathers | PIT | Defense |
| Tommy Williams | CLE | Defense |
| Eddie Olson | CLE | Left Wing |
| Guyle Fielder | STL | Center |
| Ike Hildebrand | CLE | Right Wing |

Second Team

| | | |
|----------------------------------|-----|------------|
| Gil Mayer | PIT | Goal |
| Bill Juzda | PIT | Defense |
| Eddie Reigle & Keith Allen (tie) | CLE | Defense |
| Bob Solinger | SYR | Left Wing |
| Kevin Burnett | PIT | Left Wing |
| Lorne Davis | SYR | Center |
| | BUF | Right Wing |

*Only one coach selected.



All-Star Teams

1953-54

First Team

| | | |
|-----------------|-----|------------|
| Gil Mayer | PIT | Goal |
| Frank Eddolls | BUF | Defense |
| Frank Mathers | PIT | Defense |
| Gaye Stewart | BUF | Left Wing |
| George Sullivan | HER | Center |
| Ed Slowinski | BUF | Right Wing |

Second Team

| | | |
|----------------|-----|------------|
| Emile Francis | CLE | Goal |
| Fred Shero | CLE | Defense |
| Tommy Williams | CLE | Defense |
| Lorne Ferguson | HER | Left Wing |
| Danny Lewicki | PIT | Center |
| Dunc Fisher | HER | Right Wing |

1954-55

First Team

| | | |
|---------------|-----|------------|
| Gil Mayer | PIT | Goal |
| Frank Mathers | PIT | Defense |
| Gordon Tottle | SPR | Defense |
| Eddie Olson | CLE | Left Wing |
| Ross Lowe | SPR | Center |
| Fred Glover | CLE | Right Wing |

Second Team

| | | |
|--------------------------------------|-----|------------|
| Don Simmons | SPR | Goal |
| Frank Sullivan | BUF | Defense |
| Murray Henderson | HER | Defense |
| Dick Gamble | HER | Left Wing |
| Ken Wharram | BUF | Center |
| Dunc Fisher & Zello Toppazzini (tie) | HER | Right Wing |

1955-56

First Team

| | | |
|------------------|-----|------------|
| Johnny Bower | PRO | Goal |
| Frank Mathers | PIT | Defense |
| Frank Sullivan | BUF | Defense |
| Camille Henry | PRO | Left Wing |
| Willie Marshall | PIT | Center |
| Zello Toppazzini | PRO | Right Wing |

Second Team

| | | |
|------------------|-----|------------|
| Gil Mayer | PIT | Goal |
| Steve Kraftcheck | CLE | Defense |
| Andy Branigan | PRO | Defense |
| Parker MacDonald | PIT | Left Wing |
| Larry Wilson | BUF | Center |
| Dunc Fisher | HER | Right Wing |

1956-57

First Team

| | | |
|-------------------------------------|-----|------------|
| Johnny Bower | PRO | Goal |
| Steve Kraftcheck | CLE | Defense |
| Tommy Williams | ROC | Defense |
| Bo Elik | CLE | Left Wing |
| Paul Larivee & Bronco Horvath (tie) | PRO | Center |
| Fred Glover | ROC | Right Wing |

Second Team

| | | |
|------------------------------------|-----|------------|
| Harry Lumley & Marcel Paille (tie) | BUF | Goal |
| Ivan Irwin | CLE | Defense |
| Frank Sullivan | PRO | Defense |
| Ed Mazur | BUF | Left Wing |
| Dunc Fisher | ROC | Left Wing |
| | HER | Right Wing |

*No second team center;
Larivee and Horvath tied for first team.

1957-58

First Team

| | | |
|------------------|-----|------------|
| Johnny Bower | CLE | Goal |
| Steve Kraftcheck | CLE | Defense |
| Ivan Irwin | PRO | Defense |
| Gerry Ehman | SPR | Left Wing |
| Willie Marshall | HER | Center |
| Dunc Fisher | HER | Right Wing |

Second Team

| | | |
|------------------------------------|-----|------------|
| Bob Perreault & Gerry McNeil (tie) | HER | Goal |
| Frank Mathers | ROC | Defense |
| Tommy Williams | HER | Defense |
| Bo Elik | ROC | Defense |
| Cal Gardner | CLE | Left Wing |
| Fred Glover | SPR | Center |
| | CLE | Right Wing |

1958-59

First Team

| | | |
|------------------|-----|------------|
| Marcel Paille | BUF | Goal |
| Steve Kraftcheck | ROC | Defense |
| Ivan Irwin | BUF | Defense |
| Gary Aldcorn | ROC | Left Wing |
| Rudy Migay | ROC | Center |
| Billy Hicke | ROC | Right Wing |

Second Team

| | | |
|----------------|-----|------------|
| Bob Perreault | HER | Goal |
| Larry Zeidel | HER | Defense |
| Frank Martin | BUF | Defense |
| Ed Mazur | CLE | Left Wing |
| Harry Pidhirny | SPR | Center |
| Ken Schinkel | SPR | Right Wing |

1959-60

First Team

| | | |
|------------------|-----|------------|
| Ed Chadwick | ROC | Goal |
| Larry Hillman | PRO | Defense |
| Steve Kraftcheck | ROC | Defense |
| Stan Smrke | ROC | Left Wing |
| Bill Sweeney | SPR | Center |
| Fred Glover | CLE | Right Wing |

Second Team

| | | |
|------------------|-----|------------|
| Marcel Paille | SPR | Goal |
| Gus Morton | BUF | Defense |
| Bob McCord | SPR | Defense |
| Parker MacDonald | SPR | Left Wing |
| Larry Wilson | BUF | Center |
| Floyd Smith | SPR | Right Wing |

1960-61

First Team

| | | |
|---------------|-----|------------|
| Marcel Paille | SPR | Goal |
| Bob McCord | SPR | Defense |
| Aldo Guidolin | CLE | Defense |
| Dick Gamble | BUF | Left Wing |
| Phil Maloney | BUF | Center |
| Bruce Cline | SPR | Right Wing |

Second Team

| | | |
|------------------|-----|------------|
| Ed Chadwick | ROC | Goal |
| Steve Kraftcheck | ROC | Defense |
| Howie Yanosik | HER | Defense |
| Jimmy Anderson | SPR | Left Wing |
| Bill Sweeney | SPR | Center |
| Gerry Ehman | ROC | Right Wing |

1961-62

First Team

| | | |
|---------------|-----|------------|
| Marcel Paille | SPR | Goal |
| Kent Douglas | SPR | Defense |
| Aldo Guidolin | CLE | Defense |
| Barry Cullen | BUF | Left Wing |
| Bill Sweeney | SPR | Center |
| Fred Glover | CLE | Right Wing |

Second Team

| | | |
|-----------------|-----|------------|
| Bob Perreault | HER | Goal |
| Bob McCord | SPR | Defense |
| Jim Morrison | QUE | Defense |
| Dick Gamble | ROC | Left Wing |
| Willie Marshall | HER | Center |
| Floyd Smith | SPR | Right Wing |

1962-63

First Team

| | | |
|---------------|-----|------------|
| Denis DeJordy | BUF | Goal |
| Marc Reaume | HER | Defense |
| Al Arbour | ROC | Defense |
| John Ferguson | CLE | Left Wing |
| Art Stratton | BUF | Center |
| John McKenzie | BUF | Right Wing |

Second Team

| | | |
|---------------|-----|------------|
| Charlie Hodge | QUE | Goal |
| Ian Cushenan | BUF | Defense |
| Bob McCord | SPR | Defense |
| Doug Robinson | BUF | Left Wing |
| Hank Ciesla | CLE | Center |
| Bruce Cline | SPR | Right Wing |

1963-64

First Team

| | | |
|---------------|-----|------------|
| Lorne Worsley | QUE | Goal |
| Ted Harris | CLE | Defense |
| Al Arbour | ROC | Defense |
| Yves Locas | PIT | Left Wing |
| Art Stratton | PIT | Center |
| Gerry Ehman | ROC | Right Wing |

Second Team

| | | |
|-----------------------------------|-----|------------|
| Les Binkley & Roger Crozier (tie) | CLE | Goal |
| Doug Harvey | PIT | Defense |
| Jim Morrison | QUE | Defense |
| Jimmy Anderson | SPR | Left Wing |
| Bronco Horvath | ROC | Center |
| Fred Glover | CLE | Right Wing |

1964-65

First Team

| | | |
|----------------|-----|------------|
| Gerry Cheevers | ROC | Goal |
| Al Arbour | ROC | Defense |
| Larry Hillman | ROC | Defense |
| Len Lunde | BUF | Left Wing |
| Art Stratton | BUF | Center |
| Pat Hannigan | BUF | Right Wing |

Second Team

| | | |
|----------------|-----|------------|
| Ed Chadwick | BUF | Goal |
| John Miszuk | BUF | Defense |
| Jim Morrison | QUE | Defense |
| Dick Gamble | ROC | Left Wing |
| Bronco Horvath | ROC | Center |
| Wayne Hicks | QUE | Right Wing |

1965-66

First Team

| | | |
|---------------|-----|------------|
| Claude Dufour | QUE | Goal |
| Jim Morrison | QUE | Defense |
| Al Arbour | ROC | Defense |
| Dick Gamble | ROC | Left Wing |
| Joe Szura | CLE | Center |
| Gerry Ehman | ROC | Right Wing |

Second Team

| | | |
|------------------------------------|-----|------------|
| George Gardner & Les Binkley (tie) | PIT | Goal |
| Duane Rupp | CLE | Defense |
| Noel Price | ROC | Defense |
| Gene Ubriaco | QUE | Defense |
| Cleland Mortson | HER | Left Wing |
| Jim Pappin | QUE | Center |
| | ROC | Right Wing |

1966-67

First Team

| | | |
|-------------------|-----|------------|
| Andre Gill | HER | Goal |
| Bob McCord | PIT | Defense |
| Dale Rolfe | SPR | Defense |
| Roger DeJordy | HER | Left Wing |
| Gordon Labossiere | QUE | Center |
| Wayne Hicks | QUE | Right Wing |

Second Team

| | | |
|------------------|-----|------------|
| Gilles Villemure | BAL | Goal |
| Duane Rupp | ROC | Defense |
| Jim Morrison | QUE | Defense |
| Dick Gamble | ROC | Left Wing |
| Mike Nykoluk | HER | Center |
| Wayne Rivers | HER | Right Wing |

1967-68

First Team

| | | |
|------------------|-----|------------|
| Gerry Desjardins | CLE | Goal |
| Bill Needham | CLE | Defense |
| Ron Ingram | BUF | Defense |
| Bob Barlow | ROC | Left Wing |
| Mike Nykoluk | HER | Center |
| Eddie Kachur | PRO | Right Wing |

Second Team

| | | |
|----------------|-----|------------|
| Bob Perreault | ROC | Goal |
| Marc Reaume | ROC | Defense |
| Jim Morrison | QUE | Defense |
| Roger DeJordy | HER | Left Wing |
| Dave Creighton | PRO | Center |
| Simon Nolet | QUE | Right Wing |

1968-69

First Team

| | | |
|------------------|-----|------------|
| Gilles Villemure | BUF | Goal |
| Bob Blackburn | BUF | Defense |
| Ralph Keller | HER | Defense |
| Michel Harvey | HER | Left Wing |
| Jeannot Gilbert | HER | Center |
| Guy Trottier | BUF | Right Wing |

Second Team

| | | |
|---------------------|-----|------------|
| Ernie Wakely | CLE | Goal |
| Ron Ingram | BUF | Defense |
| Jim Morrison | BAL | Defense |
| Jean-Marie Cossette | BAL | Left Wing |
| Dennis Hextall | BUF | Center |
| Wayne Hicks | BAL | Right Wing |



All-Star Teams

1969-70

First Team

| | | |
|------------------|-----|------------|
| Gilles Villemure | BUF | Goal |
| Noel Price | SPR | Defense |
| Guy Lapointe | MTL | Defense |
| Doug Robinson | SPR | Left Wing |
| Jude Drouin | MTL | Center |
| Guy Trottier | BUF | Right Wing |

Second Team

| | | |
|-------------------|-----|------------|
| Jack Norris | MTL | Goal |
| Mike McMahon | BAL | Defense |
| Paul Curtis | MTL | Defense |
| Don Blackburn | BUF | Left Wing |
| Gordon Labossiere | SPR | Center |
| Norm Beaudin | CLE | Right Wing |

1970-71

First Team

| | | |
|--------------------------------|-----|------------|
| Andy Brown | BAL | Goal |
| Ralph MacSweyn | QUE | Defense |
| Marshall Johnston | CLE | Defense |
| Don Blackburn | ROC | Left Wing |
| Joe Johnson & Fred Speck (tie) | CLE | Center |
| Marc Dufour | BAL | Right Wing |

Second Team

| | | |
|-----------------|-----|------------|
| Gary Kurt | CLE | Goal |
| Kent Douglas | BAL | Defense |
| Ray Fortin | MTL | Defense |
| Stan Gilbertson | HER | Left Wing |
| Bob Leiter | HER | Center |
| Wayne Rivers | BAL | Right Wing |

1971-72

First Team

| | | |
|------------------|--------|------------|
| Dan Bouchard | BOS | Goal |
| Noel Price | SPR/NS | Defense |
| Terry Ball | CIN | Defense |
| Pete Laframboise | BAL | Left Wing |
| Garry Peters | BOS | Center |
| Wayne Rivers | SPR | Right Wing |

Second Team

| | | |
|------------------|-----|------------|
| Michel Belhumeur | RIC | Goal |
| Ralph MacSweyn | RIC | Defense |
| Jim Morrison | BAL | Defense |
| Don Tannahill | BOS | Left Wing |
| Don Blackburn | PRO | Center |
| Buster Harvey | CLE | Right Wing |

1972-73

First Team

| | | |
|-------------------|-----|------------|
| Doug Grant | VIR | Goal |
| Bob Murray | NS | Defense |
| Ray McKay | CIN | Defense |
| Yvon Lambert | NS | Left Wing |
| Billy Inglis | CIN | Center |
| Tony Featherstone | NS | Right Wing |

Second Team

| | | |
|-----------------|-----|------------|
| Michel Larocque | NS | Goal |
| Ralph Keller | HER | Defense |
| Rick Pagnutti | ROC | Defense |
| John Gould | CIN | Left Wing |
| Morris Stefaniw | NS | Center |
| Ron Anderson | BOS | Right Wing |

1973-74

First Team

| | | |
|----------------|-----|------------|
| Jim Shaw | NS | Goal |
| Gord Smith | SPR | Defense |
| Ron Busniuk | CIN | Defense |
| Murray Kuntz | ROC | Left Wing |
| Steve West | NH | Center |
| Rick Middleton | PRO | Right Wing |

Second Team

| | | |
|----------------|-----|------------|
| Denis DeJordy | BAL | Goal |
| Duane Rupp | HER | Defense |
| John Bednarski | PRO | Defense |
| Jerry Byers | NH | Left Wing |
| Art Stratton | ROC | Center |
| Marc Dufour | BAL | Right Wing |

1974-75

First Team

| | | |
|------------------|-----|------------|
| Ed Walsh | NS | Goal |
| Joe Zanussi | PRO | Defense |
| Rick Chartraw | NS | Defense |
| Jerry Holland | PRO | Left Wing |
| Doug Gibson | ROC | Center |
| Pierre Laganiere | PRO | Right Wing |

Second Team

| | | |
|------------------|-----|------------|
| Dave Reece | ROC | Goal |
| Billy Plager | NH | Defense |
| Rick Pagnutti | ROC | Defense |
| Alain Langlais | NH | Left Wing |
| Peter Sullivan | NS | Center |
| Hartland Monahan | PRO | Right Wing |

1975-76

First Team

| | | |
|------------------|-----|------------|
| Dave Elenbaas | NS | Goal |
| Noel Price | NS | Defense |
| Terry Murray | RIC | Defense |
| Dave Hynes | ROC | Left Wing |
| Jean-Guy Gratton | HER | Center |
| Ron Andruff | NS | Right Wing |

Second Team

| | | |
|---------------|---------|------------|
| Don Edwards | HER | Goal |
| Gord Smith | RIC | Defense |
| Al Simmons | ROC/PRO | Defense |
| Glenn Goldup | NS | Left Wing |
| Guy Chouinard | NS | Center |
| Gordie Clark | ROC | Right Wing |

1976-77

First Team

| | | |
|-----------------|-----|------------|
| Ed Walsh | NS | Goal |
| Brian Engblom | NS | Defense |
| John Bednarski | NH | Defense |
| Walt Ledingham | RI | Left Wing |
| Doug Gibson | ROC | Center |
| Eddie Johnstone | NH | Right Wing |

Second Team

| | | |
|---------------|-----|------------|
| Paul Harrison | NH | Goal |
| Gary Geldart | NH | Defense |
| Al Sims | ROC | Defense |
| Ron Garwasiuk | ROC | Left Wing |
| Pierre Mondou | NS | Center |
| Gordie Clark | ROC | Right Wing |

1977-78

First Team

| | | |
|----------------|---------|------------|
| Rejean Lemelin | PHI | Goal |
| Terry Murray | PHI/MAI | Defense |
| Rick Wilson | PHI | Defense |
| Al Hill | MAI | Left Wing |
| Blake Dunlop | MAI | Center |
| Gordie Brooks | PHI | Right Wing |

Second Team

| | | |
|----------------------------------|-----|------------|
| Mario Lessard | SPR | Goal |
| John Bednarski | NH | Defense |
| Chuck Luksa & Bob Bilodeau (tie) | NS | Defense |
| Charlie Simmer | HER | Left Wing |
| Rick Adduono | SPR | Center |
| Pat Hughes | ROC | Center |
| | NS | Right Wing |

1978-79

First Team

| | | |
|---------------------|-----|------------|
| Lindsay Middlebrook | NH | Goal |
| Terry Murray | MAI | Defense |
| John Bednarski | MAI | Defense |
| Yves Preston | MAI | Left Wing |
| Bernie Johnston | MAI | Center |
| Rocky Saganuik | NB | Right Wing |

Second Team

| | | |
|------------------|-----|------------|
| Pete Peeters | MAI | Goal |
| Dennis Patterson | HER | Defense |
| Dennis Patterson | MAI | Defense |
| Jerry Byers | NS | Left Wing |
| Bobby Sheehan | NH | Center |
| Dave Lumley | NS | Right Wing |

1979-80

First Team

| | | |
|----------------|-----|------------|
| Rick St. Croix | MAI | Goal |
| Rick Vasko | ADK | Defense |
| Bob Neely | NB | Defense |
| Bill Lochead | NH | Left Wing |
| Norm Dube | NS | Center |
| Gordie Clark | MAI | Right Wing |

Second Team

| | | |
|------------------|-----|------------|
| Murray Bannerman | NB | Goal |
| Dennis Patterson | MAI | Defense |
| Brian Young | NB | Defense |
| Darryl Sutter | NB | Left Wing |
| Keith Acton | NS | Center |
| Dan Metivier | NS | Right Wing |

1980-81

First Team

| | | |
|-----------------|-----|------------|
| Pelle Lindbergh | MAI | Goal |
| Craig Levie | NS | Defense |
| Bob Hess | ROC | Defense |
| Dave Gorman | NS | Left Wing |
| Dan Daoust | NS | Center |
| Mark Lofthouse | HER | Right Wing |

Second Team

| | | |
|---------------------|-----|------------|
| Rollie Boutin | HER | Goal |
| Dennis Patterson | MAI | Defense |
| Greg Theberge | HER | Defense |
| Paul Evans | MAI | Left Wing |
| Jean-Francois Sauve | ROC | Center |
| Tony Cassolato | HER | Right Wing |

1981-82

First Team

| | | |
|---------------|-----|------------|
| Bob Janecyk | NB | Goal |
| Dave Farrish | NB | Defense |
| Norm Barnes | BNG | Defense |
| Bob Sullivan | BNG | Left Wing |
| Mike Kaszycki | NB | Center |
| Gordie Clark | MAI | Right Wing |

Second Team

| | | |
|----------------|-----|------------|
| Ken Holland | BNG | Goal |
| Lowell Loveday | NB | Defense |
| Miles Zaharko | NB | Defense |
| Steve Larmer | NB | Left Wing |
| Wayne Schaab | MAI | Center |
| Richard David | FRE | Right Wing |

1982-83

First Team

| | | |
|--------------|-----|------------|
| Bob Janecyk | SPR | Goal |
| Greg Tebbutt | BAL | Defense |
| Bob Gladney | NH | Defense |
| Reg Thomas | STC | Left Wing |
| Ross Yates | BNG | Center |
| Tony Currie | FRE | Right Wing |

Second Team

| | | |
|-----------------|-----|------------|
| Dave Parro | HER | Goal |
| Rejean Cloutier | ADK | Defense |
| Al Sims | NH | Defense |
| Andy Brickley | MAI | Left Wing |
| Mitch Lamoureux | BAL | Center |
| Tony Cassolato | HER | Right Wing |

1983-84

First Team

| | | |
|-----------------|-----|------------|
| Brian Ford | FRE | Goal |
| Garry Lariviere | STC | Defense |
| Rick Lapointe | FRE | Defense |
| Claude Larose | SHE | Left Wing |
| Murray Eaves | SHE | Center |
| Mal Davis | ROC | Right Wing |

Second Team

| | | |
|----------------|-----|------------|
| Tim Bernhardt | STC | Goal |
| Tom Thornbury | BAL | Defense |
| Greg Joly | ADK | Defense |
| Daryl Evans | NH | Left Wing |
| Mike Kaszycki | STC | Center |
| Mark Lofthouse | NH | Right Wing |

1984-85

First Team

| | | |
|--------------|-----|------------|
| Jon Casey | BAL | Goal |
| Richie Dunn | BNG | Defense |
| Greg Joly | ADK | Defense |
| Steve Thomas | STC | Left Wing |
| Paul Gardner | BNG | Center |
| Pierre Rioux | MON | Right Wing |

Second Team

| | | |
|-----------------|-----|------------|
| Sam St. Laurent | MAI | Goal |
| Dale Degray | MON | Defense |
| Neil Belland | FRE | Defense |
| Glenn Merkosky | MAI | Left Wing |
| Claude Verret | ROC | Center |
| Mike Sitala | BNG | Right Wing |



All-Star Teams

1985-86

First Team

| | | |
|----------------|-----|------------|
| Ron Hextall | HER | Goal |
| Jim Wiemer | NH | Defense |
| Kevin McCarthy | HER | Defense |
| Paul Fenton | BNG | Left Wing |
| Paul Gardner | ROC | Center |
| Jody Gage | ROC | Right Wing |

Second Team

| | | |
|-------------------|-----|------------|
| Sam St. Laurent | MAI | Goal |
| Larry Trader | ADK | Defense |
| Jack Brownschidle | BNG | Defense |
| Ross Fitzpatrick | UTI | Left Wing |
| Tim Tookey | HER | Center |
| Serge Boisvert | SHE | Right Wing |

1986-87

First Team

| | | |
|----------------|-----|------------|
| Daren Puppa | ROC | Goal |
| Brad Shaw | BNG | Defense |
| Richie Dunn | ROC | Defense |
| Glenn Merkosky | ADK | Left Wing |
| Tim Tookey | HER | Center |
| Brett Hull | MON | Right Wing |

Second Team

| | | |
|--------------------|-----|------------|
| Peter Sidorkiewicz | BNG | Goal |
| Dave Fenyves | ROC | Defense |
| Jack Brownschidle | ROC | Defense |
| Paul Fenton | NH | Left Wing |
| Alain Lemieux | BAL | Center |
| Serge Boisvert | SHE | Right Wing |

1987-88

First Team

| | | |
|---------------------------------|-----|------------|
| Wendell Young | HER | Goal |
| Dave Fenyves & Doug Houda (tie) | ADK | Defense |
| Brad Shaw | BNG | Defense |
| Tom Martin | BNG | Left Wing |
| Bruce Boudreau | SPR | Center |
| Jody Gage | ROC | Right Wing |

Second Team

| | | |
|------------------|----------|------------|
| Vincent Riendeau | SHE | Goal |
| Richie Dunn | ROC | Defense |
| Murray Brumwell | UTI | Defense |
| Dale Krentz | ADK | Left Wing |
| Alfie Turcotte | SHE/BAL/ | Center |
| Marty Dallman | MON | Center |
| | NWM | Right Wing |

1988-89

First Team

| | | |
|----------------|-----|------------|
| Randy Exelby | SHE | Goal |
| Dave Fenyves | HER | Defense |
| Paul Boutilier | MON | Defense |
| Benoit Brunet | SHE | Left Wing |
| Stephan Lebeau | SHE | Center |
| Brian Dobbins | HER | Right Wing |

Second Team

| | | |
|------------------|-----|------------|
| Tom Draper | MON | Goal |
| Sylvain Lefebvre | SHE | Defense |
| Claude Julien | HAL | Defense |
| Ron Wilson | MON | Left Wing |
| Murray Eaves | ADK | Center |
| Mike Millar | BAL | Right Wing |

1989-90

First Team

| | | |
|----------------|-----|------------|
| J.C. Bergeron | SHE | Goal |
| Eric Weinrich | UTI | Defense |
| Don McSween | ROC | Defense |
| Mark Pederson | SHE | Left Wing |
| Paul Ysebaert | UTI | Center |
| Donald Audette | ROC | Right Wing |

Second Team

| | | |
|------------------|-----|------------|
| Jim Hrivnak | BAL | Goal |
| Dennis Smith | BAL | Defense |
| Darren Veitch | NWM | Defense |
| Ross Fitzpatrick | HER | Left Wing |
| Mike Richard | BAL | Center |
| Brian Dobbins | HER | Right Wing |

1990-91

First Team

| | | |
|---------------|-----|------------|
| David Littman | ROC | Goal |
| Norm Maciver | CB | Defense |
| Bill Houlder | ROC | Defense |
| Michel Picard | SPR | Left Wing |
| Kevin Todd | UTI | Center |
| Jody Gage | ROC | Right Wing |

Second Team

| | | |
|-----------------|-----|------------|
| Mark Laforest | BNG | Goal |
| Mark Ferner | BAL | Defense |
| Jeff Bloemberg | BNG | Defense |
| Patrick Lebeau | FRE | Left Wing |
| Shaun Van Allen | CB | Center |
| Jeff Madill | UTI | Right Wing |

1991-92

First Team

| | | |
|-----------------|---------|------------|
| Felix Potvin | STJ | Goal |
| Greg Hawgood | CB | Defense |
| Shawn Evans | SPR | Defense |
| John Anderson | NH | Left Wing |
| Shaun Van Allen | CB | Center |
| Chris Tancill | SPR/ADK | Right Wing |

Second Team

| | | |
|------------------|-----|------------|
| David Littman | ROC | Goal |
| Joel Quenneville | STJ | Defense |
| Stephane Richer | FRE | Defense |
| Dan Currie | CB | Left Wing |
| Tim Tookey | HER | Center |
| Stan Drulia | NH | Right Wing |

1992-93

First Team

| | | |
|---------------|-----|------------|
| Corey Hirsch | BNG | Goal |
| Brent Severyn | UTI | Defense |
| Bobby Dollas | ADK | Defense |
| Dan Currie | CB | Left Wing |
| Don Biggs | BNG | Center |
| Chris Tancill | ADK | Right Wing |

Second Team

| | | |
|----------------|-----|------------|
| Darrin Madeley | NH | Goal |
| Per Djoos | BNG | Defense |
| Jeff Serowik | STJ | Defense |
| Tim Sweeney | PRO | Left Wing |
| Iain Fraser | CDI | Center |
| Steven Rice | CB | Right Wing |

1993-94

First Team

| | | |
|----------------|-----|------------|
| Byron Dafeo | POR | Goal |
| Chris Snell | STJ | Defense |
| Jason York | ADK | Defense |
| Mark Pederson | ADK | Left Wing |
| Tim Taylor | ADK | Center |
| Rich Chernomaz | STJ | Right Wing |

Second Team

| | | |
|----------------|-----|------------|
| Mike Fountain | HAM | Goal |
| Rob Cowie | SPR | Defense |
| Bob Wilkie | HER | Defense |
| Michel Picard | POR | Left Wing |
| Stephane Morin | HAM | Center |
| Patrik Augusta | STJ | Right Wing |

1994-95

First Team

| | | |
|----------------|-----|------------|
| Jim Carey | POR | Goal |
| Jeff Serowik | PRO | Defense |
| Kevin Dean | ALB | Defense |
| Michel Picard | PEI | Left Wing |
| Steve Larouche | PEI | Center |
| Dwayne Norris | COR | Right Wing |

Second Team

| | | |
|------------------|-----|------------|
| Corey Schwab | ALB | Goal |
| Darren Rumble | PEI | Defense |
| Mike Hurlbut | COR | Defense |
| Andrew Brunette | POR | Left Wing |
| Peter White | CB | Center |
| Ralph Intranuovo | CB | Right Wing |

1995-96

First Team

| | | |
|----------------|-----|------------|
| Manny Legace | SPR | Goal |
| Barry Richter | BNG | Defense |
| Jamie Heward | STJ | Defense |
| Peter Ferraro | BNG | Left Wing |
| Steve Sullivan | ALB | Center |
| Brad Smyth | CAR | Right Wing |

Second Team

| | | |
|-----------------|-----|------------|
| Mike Dunham | ALB | Goal |
| Brad Bombardir | ALB | Defense |
| Terry Hollinger | ROC | Defense |
| Gilbert Dionne | CAR | Left Wing |
| Jim Montgomery | HER | Center |
| Dwayne Norris | COR | Right Wing |

1996-97

First Team

| | | |
|---------------------|-----|------------|
| Jean-Francois Labbe | HER | Goal |
| Darren Rumble | PHI | Defense |
| Terry Hollinger | ROC | Defense |
| Patrik Juhlin | PHI | Left Wing |
| Vaclav Prospal | PHI | Center |
| Blair Atcheynum | HER | Right Wing |

Second Team

| | | |
|------------------|-----|------------|
| Norm Maracle | ADK | Goal |
| Jamie Rivers | WOR | Defense |
| Pascal Trepanier | HER | Defense |
| Ralph Intranuovo | HAM | Left Wing |
| Peter White | PHI | Center |
| Jan Caloun | KEN | Right Wing |

All-Rookie

| | | |
|---------------------|---------|---------|
| Dan Cloutier | BNG | Goal |
| Craig Millar | ROC/HAM | Defense |
| Jason Holland | KEN | Defense |
| Eric Houde | FRE | Forward |
| Mike Leclerc | BAL | Forward |
| Jaroslav Svejkovsky | POR | Forward |



All-Star Teams

1997-98

First Team

| | | |
|---------------|-----|------------|
| Scott Langkow | SPR | Goal |
| Jamie Heward | PHI | Defense |
| Bryan Helmer | ALB | Defense |
| Ryan Mulhern | POR | Left Wing |
| Daniel Briere | SPR | Center |
| Craig Darby | PHI | Right Wing |

Second Team

| | | |
|--------------------------------------|-----|------------|
| Norm Maracle & Rich Shulmistra (tie) | ADK | Goal |
| David Cooper | STJ | Defense |
| Ryan Bast | SJN | Defense |
| Sean Haggerty | KEN | Left Wing |
| Steve Guolla | KEN | Center |
| Paul Brousseau | ADK | Right Wing |

All-Rookie

| | | |
|------------------------|-----|---------|
| Jean-Sebastien Giguere | SJN | Goal |
| Zdeno Chara | KEN | Defense |
| Mike Gaul | HER | Defense |
| Daniel Briere | SPR | Forward |
| Brendan Morrison | ALB | Forward |
| Marc Savard | HFD | Forward |

1998-99

First Team

| | | |
|------------------|-----|------------|
| Martin Biron | ROC | Goal |
| Ken Sutton | ALB | Defense |
| Brandon Smith | PRO | Defense |
| Landon Wilson | PRO | Left Wing |
| Randy Robitaille | PRO | Center |
| Shane Willis | NH | Right Wing |

Second Team

| | | |
|----------------|-----|------------|
| Steve Passmore | HAM | Goal |
| Terry Virtue | PRO | Defense |
| Dan Boyle | KEN | Defense |
| Jeff Williams | ALB | Left Wing |
| Steve Guolla | KEN | Center |
| Richard Park | PHI | Right Wing |

All-Rookie

| | | |
|--------------|-----|---------|
| Robert Esche | SPR | Goal |
| Dan Boyle | KEN | Defense |
| Cory Sarich | ROC | Defense |
| J.P. Dumont | POR | Forward |
| Andre Savage | PRO | Forward |
| Shane Willis | NH | Forward |

1999-2000

First Team

| | | |
|-----------------|-----|------------|
| Martin Brochu | POR | Goal |
| Brad Tiley | SPR | Defense |
| Shawn Heins | KEN | Defense |
| Mike Maneluk | PHI | Left Wing |
| Serge Aubin | HER | Center |
| Christian Matte | HER | Right Wing |

Second Team

| | | |
|-----------------|-----|------------|
| Mika Noronen | ROC | Goal |
| Mike Gaul | HER | Defense |
| Dan Boyle | LOU | Defense |
| Jean-Guy Trudel | SPR | Left Wing |
| Derek Armstrong | HFD | Center |
| Daniel Cleary | HAM | Right Wing |

All-Rookie

| | | |
|----------------|-----|---------|
| Mika Noronen | ROC | Goal |
| Dmitri Kalinin | ROC | Defense |
| Tomas Kloucek | HFD | Defense |
| Harold Druken | SYR | Forward |
| Rico Fata | SJN | Forward |
| Daniel Tkaczuk | SJN | Forward |

2000-01

First Team

| | | |
|-------------------------------|---------|------------|
| Dwayne Roloson | WOR | Goal |
| Steve Bancroft | KEN | Defense |
| John Slaney | WBS/PHI | Defense |
| Jean-Guy Trudel | SPR | Left Wing |
| Derek Armstrong | HFD | Center |
| Brad Smyth & Mark Greig (tie) | HFD | Right Wing |
| | PHI | |

Second Team

| | | |
|-----------------|-----|------------|
| Mika Noronen | ROC | Goal |
| Mike Gaul | SYR | Defense |
| Radim Bicanek | SYR | Defense |
| Pierre Dagenais | ALB | Left Wing |
| Ryan Kraft | KEN | Center |
| Bobby House | STJ | Right Wing |

All-Rookie

| | | |
|-------------------|-----|---------|
| Jeff Maund | NOR | Goal |
| Micki DuPont | SJN | Defense |
| Mike Mottau | HFD | Defense |
| Jonathan Cheechoo | KEN | Forward |
| Ryan Kraft | KEN | Forward |
| Toby Petersen | WBS | Forward |

2001-02

First Team

| | | |
|-----------------|-----|------------|
| Martin Prusek | GR | Goal |
| John Gruden | GR | Defense |
| John Slaney | PHI | Defense |
| Jason Chimera | HAM | Left Wing |
| Eric Boguniecki | WOR | Center |
| Brad Smyth | HFD | Right Wing |

Second Team

| | | |
|---------------------|-----|------------|
| Jean-Francois Labbe | SYR | Goal |
| Nathan Dempsey | STJ | Defense |
| Greg Hawgood | UTA | Defense |
| Jean-Guy Trudel | SPR | Left Wing |
| Brian Swanson | HAM | Center |
| Rico Fata | HFD | Right Wing |

All-Rookie

| | | |
|------------------|-----|---------|
| Michael Leighton | NOR | Goal |
| Ron Hainsey | QUE | Defense |
| Barret Jackman | WOR | Defense |
| Tyler Arnason | NOR | Forward |
| Andy Hilbert | PRO | Forward |
| Cory Larose | HOU | Forward |

2002-03

First Team

| | | |
|-----------------|-----|------------|
| Marc Lamothe | GR | Goal |
| Ray Giroux | ALB | Defense |
| Curtis Murphy | HOU | Defense |
| Jean-Guy Trudel | HOU | Left Wing |
| Matt Herr | PRO | Center |
| Jason Ward | HAM | Right Wing |

Second Team

| | | |
|---------------------|-----|------------|
| Maxime Ouellet | POR | Goal |
| Marc-Andre Bergeron | HAM | Defense |
| Brian Pothier | BNG | Defense |
| Michel Picard | GR | Left Wing |
| Craig Darby | ALB | Center |
| Mark Mowers | GR | Right Wing |

All-Rookie

| | | |
|------------------|---------|----------|
| Ray Emery | BNG | Goal |
| Mike Komisarek | HAM | Defense |
| Filip Novak | SA | Defense |
| Brad Boyes | STJ/CLE | Forward* |
| Darren Haydar | MIL | Forward* |
| Jason Spezza | BNG | Forward* |
| Antoine Vermette | BNG | Forward* |

*4 forwards due to tie in voting

2003-04

First Team

| | | |
|-----------------|-----|------------|
| Jason LaBarbera | HFD | Goal |
| Bryan Muir | MCH | Defense |
| Curtis Murphy | HOU | Defense |
| Denis Hamel | BNG | Left Wing |
| Eric Perrin | HER | Center |
| Jeff Hamilton | BRI | Right Wing |

Second Team

| | | |
|------------------|---------|------------|
| Wade Dubielewicz | BRI | Goal |
| John Slaney | PHI | Defense |
| Garrett Stafford | CLE | Defense |
| Steve Maltais | CHI | Left Wing |
| Brad Boyes | CLE/PRO | Center |
| Pavel Rosa | MCH | Right Wing |

All-Rookie

| | | |
|--------------------|-----|---------|
| Wade Dubielewicz | BRI | Goal |
| Doug Lynch | TOR | Defense |
| Garrett Stafford | CLE | Defense |
| Noah Clarke | MCH | Forward |
| Michel Ouellet | WBS | Forward |
| Timofei Shishkanov | MIL | Forward |

2004-05

First Team

| | | |
|-----------------|-----|------------|
| Ryan Miller | ROC | Goal |
| Niklas Kronwall | GR | Defense |
| Travis Roche | CHI | Defense |
| Simon Gamache | MIL | Left Wing |
| Jason Spezza | BNG | Center |
| Chuck Kobasew | LOW | Right Wing |

Second Team

| | | |
|-----------------|-----|------------|
| Kari Lehtonen | CHI | Goal |
| Dan Hamhuis | MIL | Defense |
| Brian Pothier | BNG | Defense |
| Andy Hilbert | PRO | Left Wing |
| Mike Cammalleri | MCH | Center |
| J.P. Vigier | CHI | Right Wing |

All-Rookie

| | | |
|-------------------|-----|---------|
| Cam Ward | LOW | Goal |
| Kevin Biekša | MB | Defense |
| Chris Campoli | BRI | Defense |
| Brandon Bochenski | BNG | Forward |
| Rene Bourque | NOR | Forward |
| Thomas Vanek | ROC | Forward |

2005-06

First Team

| | | |
|----------------|-----|------------|
| Dany Sabourin | WBS | Goal |
| Andy Delmore | SYR | Defense |
| Curtis Murphy | HOU | Defense |
| Donald MacLean | GR | Left Wing |
| Erik Westrum | HOU | Center |
| Kirby Law | HOU | Right Wing |

Second Team

| | | |
|---------------|-----|------------|
| Wade Flaherty | MB | Goal |
| Bryan Helmer | GR | Defense |
| Thomas Pock | HFD | Defense |
| Jiri Hudler | GR | Left Wing |
| Keith Aucoin | LOW | Center |
| Dustin Penner | POR | Right Wing |

All-Rookie

| | | |
|--------------------|-----|---------|
| Jimmy Howard | GR | Goal |
| Dan Girardi | HFD | Defense |
| Mike Green | HER | Defense |
| Patrick O'Sullivan | HOU | Forward |
| Martin St. Pierre | NOR | Forward |
| Ryan Shannon | POR | Forward |

2006-07

First Team

| | | |
|-------------------|-----|------------|
| Jason LaBarbera | MCH | Goal |
| Sheldon Brookbank | MIL | Defense |
| Micki DuPont | WBS | Defense |
| Brett Sterling | CHI | Left Wing |
| Martin St. Pierre | NOR | Center |
| Darren Haydar | CHI | Right Wing |

Second Team

| | | |
|-------------------|-----|------------|
| Curtis McElhinney | OMA | Goal |
| Dustin Byfuglien | NOR | Defense |
| Nathan Ostryck | CHI | Defense |
| Jason Jaffray | MB | Left Wing |
| Keith Aucoin | ALB | Center |
| Troy Brouwer | NOR | Right Wing |

All-Rookie

| | | |
|----------------|-----|---------|
| Jaroslav Halak | HAM | Goal |
| Matt Lashoff | PRO | Defense |
| Nathan Ostryck | CHI | Defense |
| Troy Brouwer | NOR | Forward |
| Ryan Callahan | HFD | Forward |
| Brett Sterling | CHI | Forward |

2007-08

First Team

| | | |
|-------------------|-----|------------|
| Michael Leighton | ALB | Goal |
| Andrew Hutchinson | HFD | Defense |
| Lawrence Nycholat | BNG | Defense |
| Pascal Pelletier | PRO | Left Wing |
| Jason Krog | CHI | Center |
| Teddy Purcell | MCH | Right Wing |

Second Team

| | | |
|-------------------|-----|------------|
| Drew MacIntyre | MB | Goal |
| Joel Kwiatkowski | CHI | Defense |
| Brian Salcido | POR | Defense |
| Brett Sterling | CHI | Left Wing |
| Martin St. Pierre | RFD | Center |
| P.A. Parenteau | HFD | Right Wing |

All-Rookie

| | | |
|----------------|-----|---------|
| John Curry | WBS | Goal |
| Cody Franson | MIL | Defense |
| Alex Goligoski | WBS | Defense |
| Brian Boyle | MCH | Forward |
| Teddy Purcell | MCH | Forward |
| Bobby Ryan | POR | Forward |

2008-09

First Team

| | | |
|------------------|-----|------------|
| Cory Schneider | MB | Goal |
| Johnny Boychuk | PRO | Defense |
| Danny Syvret | PHI | Defense |
| Alexandre Giroux | HER | Left Wing |
| Keith Aucoin | HER | Center |
| P.A. Parenteau | HFD | Right Wing |

Second Team

| | | |
|----------------|-----|------------|
| Drew MacIntyre | MIL | Goal |
| Cody Franson | MIL | Defense |
| Ben Lovejoy | WBS | Defense |
| Janne Pesonen | WBS | Left Wing |
| Jason Krog | MB | Center |
| Darren Haydar | GR | Right Wing |

All-Rookie

| | | |
|-------------------|-----|---------|
| Nathan Lawson | BRI | Goal |
| Mattias Karlsson | BNG | Defense |
| Yannick Weber | HAM | Defense |
| Justin Abdelkader | GR | Forward |
| Nathan Gerbe | POR | Forward |
| Tim Kennedy | POR | Forward |



All-Star Teams

2009-10

| | | |
|--------------------|------|------------|
| First Team | | |
| Jonathan Bernier | MCH | Goal |
| Danny Groulx | WOR | Defense |
| P.K. Subban | HAM | Defense |
| Alexandre Giroux | HER | Left Wing |
| Keith Aucoin | HER | Center |
| Jerome Samson | ALB | Right Wing |
| Second Team | | |
| Cedrick Desjardins | HAM | Goal |
| Maxim Noreau | HOU | Defense |
| Clay Wilson | Rch. | Defense |
| Charles Linglet | SPR | Left Wing |
| Corey Locke | HFD | Center |
| Andrew Gordon | HER | Right Wing |
| All-Rookie | | |
| Alex Stalock | WOR | Goal |
| John Carlson | HER | Defense |
| P.K. Subban | HAM | Defense |
| Logan Couture | WOR | Forward |
| Lars Eller | PEO | Forward |
| Tyler Ennis | POR | Forward |

2010-11

| | | |
|---------------------|---------|------------|
| First Team | | |
| Brad Thiessen | WBS | Goal |
| Marc-Andre Gragnani | POR | Defense |
| Maxim Noreau | HOU | Defense |
| Alexandre Giroux | OKC | Left Wing |
| Corey Locke | BNG | Center |
| Mark Mancari | POR | Right Wing |
| Second Team | | |
| Curtis Sanford | HAM | Goal |
| Andre Benoit | BNG | Defense |
| Viatcheslav Voynov | MCH | Defense |
| Nigel Dawes | CHI/HAM | Left Wing |
| Keith Aucoin | HER | Center |
| Darren Haydar | CHI | Right Wing |
| All-Rookie | | |
| Eddie Lack | MB | Goal |
| Erik Gustafsson | ADK | Defense |
| Brendan Smith | GR | Defense |
| Luke Adam | POR | Forward |
| Zac Dalpe | CHA | Forward |
| Rhett Rakhshani | BRI | Forward |

2011-12

| | | |
|--------------------|---------|------------|
| First Team | | |
| Yann Danis | OKC | Goal |
| Mark Barberio | NOR | Defense |
| Paul Postma | STJ | Defense |
| Chris Bourque | HER | Left Wing |
| Keith Aucoin | HER | Center |
| Kyle Palmieri | SYR | Right Wing |
| Second Team | | |
| Ben Bishop | PEO/BNG | Goal |
| Brian Connelly | RFD/ABB | Defense |
| Clay Wilson | ABB | Defense |
| Cory Conacher | NOR | Left Wing |
| T.J. Hensick | PEO | Center |
| Jon DiSalvatore | HOU | Right Wing |
| All-Rookie | | |
| Eddie Pasquale | STJ | Goal |
| Matt Donovan | BRI | Defense |
| Cade Fairchild | PEO | Defense |
| Cory Conacher | NOR | Forward |
| Tyler Johnson | NOR | Forward |
| Gustav Nyquist | GR | Forward |

2012-13

| | | |
|----------------------------|-----|------------|
| First Team | | |
| Niklas Svedberg | PRO | Goal |
| Justin Schultz | OKC | Defense |
| Sami Vatanen | NOR | Defense |
| Jonathan Audy-Marchessault | SPR | Left Wing |
| Tyler Johnson | SYR | Center |
| Gustav Nyquist | GR | Right Wing |
| Second Team | | |
| Curtis McElhinney | SPR | Goal |
| Mark Barberio | SYR | Defense |
| Adam Clendening | RFD | Defense |
| Matt Fraser | TEX | Left Wing |
| Jeff Taffe | HER | Center |
| Brett Connolly | SYR | Right Wing |
| All-Rookie | | |
| Niklas Svedberg | PRO | Goal |
| Justin Schultz | OKC | Defense |
| Sami Vatanen | NOR | Defense |
| Ryan Spooner | PRO | Forward |
| Tyler Toffoli | MCH | Forward |
| Jason Zucker | HOU | Forward |

2013-14

| | | |
|--------------------|-----|------------|
| First Team | | |
| Jake Allen | CHI | Goal |
| T.J. Brennan | TOR | Defense |
| Adam Clendening | RFD | Defense |
| Mike Hoffman | BNG | Left Wing |
| Travis Morin | TEX | Center |
| Colton Sceviour | TEX | Right Wing |
| Second Team | | |
| Petr Mrazek | GR | Goal |
| Adam Almqvist | GR | Defense |
| Brad Hunt | OKC | Defense |
| Zach Boychuk | CHA | Left Wing |
| Andy Miele | POR | Center |
| Spencer Abbott | TOR | Right Wing |
| All-Rookie | | |
| Joni Ortio | ABB | Goal |
| Brenden Kichton | STJ | Defense |
| Ryan Sproul | GR | Defense |
| Curtis McKenzie | TEX | Forward |
| Teemu Pulkkinen | GR | Forward |
| Ryan Strome | BRI | Forward |

2014-15

| | | |
|--------------------|-----|------------|
| First Team | | |
| Matt Murray | WBS | Goal |
| Brad Hunt | OKC | Defense |
| Chris Wideman | BNG | Defense |
| Chris Bourque | HFD | Left Wing |
| Andy Miele | GR | Center |
| Teemu Pulkkinen | GR | Right Wing |
| Second Team | | |
| Jacob Markstrom | UTI | Goal |
| Colin Miller | MCH | Defense |
| Bobby Sanguinetti | UTI | Defense |
| Shane Prince | BNG | Left Wing |
| Jordan Weal | MCH | Center |
| Brian O'Neill | MCH | Right Wing |
| All-Rookie | | |
| Matt Murray | WBS | Goal |
| Ville Pokka | RFD | Defense |
| Ryan Pulock | BRI | Defense |
| Viktor Arvidsson | MIL | Forward |
| Connor Brown | TOR | Forward |
| Charles Hudon | HAM | Forward |

2015-16

| | | |
|--------------------|---------|------------|
| First Team | | |
| Peter Budaj | ONT | Goal |
| T.J. Brennan | TOR | Defense |
| Brandon Montour | SD | Defense |
| Chris Bourque | HER | Left Wing |
| Frank Vatrano | PRO | Center |
| Seth Griffith | PRO | Right Wing |
| Second Team | | |
| Matt Murray | WBS | Goal |
| Will O'Neill | WBS | Defense |
| Robbie Russo | GR | Defense |
| Mikko Rantanen | SA | Left Wing |
| Dustin Jeffrey | SPR/WBS | Center |
| Mike Siso | ALB | Right Wing |
| All-Rookie | | |
| Juuse Saros | MIL | Goal |
| Brandon Montour | SD | Defense |
| Robbie Russo | GR | Defense |
| Austin Czarnik | PRO | Forward |
| Mikko Rantanen | SA | Forward |
| Frank Vatrano | PRO | Forward |

2016-17

| | | |
|--------------------|---------|------------|
| First Team | | |
| Troy Grosenick | SJ | Goal |
| T.J. Brennan | LV | Defense |
| Matt Taormina | SYR | Defense |
| Kenny Agostino | CHI | Left Wing |
| Wade Megan | CHI | Center |
| Taylor Beck | BAK/HFD | Right Wing |
| Second Team | | |
| Zane McIntyre | PRO | Goal |
| Tim Heed | SJ | Defense |
| David Warsofsky | WBS | Defense |
| Chris Terry | STJ | Left Wing |
| Travis Boyd | HER | Center |
| Cory Conacher | SYR | Right Wing |
| All-Rookie | | |
| Casey DeSmith | WBS | Goal |
| Devon Toews | BRI | Defense |
| Kyle Wood | TUC | Defense |
| Jake Guentzel | WBS | Forward |
| Mark Jankowski | STK | Forward |
| Daniel O'Regan | SJ | Forward |

2017-18

| | | |
|--------------------|-----|------------|
| First Team | | |
| Garret Sparks | TOR | Goal |
| Jacob MacDonald | BNG | Defense |
| Sami Niku | MB | Defense |
| Chris Terry | LAV | Left Wing |
| Phil Varone | LV | Center |
| Mason Appleton | MB | Right Wing |
| Second Team | | |
| Michael Hutchinson | MB | Goal |
| T.J. Brennan | LV | Defense |
| Zach Redmond | ROC | Defense |
| Andreas Johnsson | TOR | Left Wing |
| Austin Czarnik | PRO | Center |
| Ben Smith | TOR | Right Wing |
| All-Rookie | | |
| Ville Husso | SA | Goal |
| Filip Hronek | GR | Defense |
| Sami Niku | MB | Defense |
| Mason Appleton | MB | Forward |
| Daniel Sprong | WBS | Forward |
| Dylan Strome | TUC | Forward |

2018-19

| | | |
|--------------------|-----|------------|
| First Team | | |
| Alex Nedeljkovic | CHA | Goal |
| John Gilmour | HFD | Defense |
| Zach Redmond | ROC | Defense |
| Daniel Carr | CHI | Left Wing |
| Carter Verhaeghe | SYR | Center |
| Jeremy Bracco | TOR | Right Wing |
| Second Team | | |
| Shane Starrett | BAK | Goal |
| Aaron Ness | HER | Defense |
| Ethan Prow | WBS | Defense |
| Tyler Benson | BAK | Left Wing |
| Chris Mueller | TOR | Center |
| Andrew Poturalski | CHA | Right Wing |
| All-Rookie | | |
| Shane Starrett | BAK | Goal |
| Jake Bean | CHA | Defense |
| Mitch Reinke | SA | Defense |
| Alex Barre-Boulet | SYR | Forward |
| Drake Batherson | BEL | Forward |
| Tyler Benson | BAK | Forward |



History of the American Hockey League

1930's

The Canadian-American Hockey League and the International Hockey League merge in 1936, forming the International-American Hockey League (the "International" would be dropped from the name in 1940).

The IAHHL begins with franchises in Providence, New Haven, Philadelphia, Springfield, Syracuse, Pittsburgh, Cleveland and Buffalo. **Maurice Podoloff**, who would later serve simultaneously as president of the National Basketball Association, is named the league's first president, a position he will hold for 16 years. The Syracuse Stars go on to capture the first Calder Cup championship.

In 1937-38 **Fred "Bun" Cook** earns the first of his seven Calder Cup titles as a head coach by leading the Providence Reds to the championship. The Hershey Bears join the AHL in 1938, followed by Indianapolis in 1939.

Another notable newcomer that year is future Hall of Famer **Eddie Shore**, an active player with the Boston Bruins, who buys the Springfield Indians and manages to play for both teams. Cleveland Barons owner **Al Sutphin** carries out a bold promotion by giving away an automobile at each home game, and the arena on Euclid Avenue is soon packed to the rafters.

1940's

Buffalo, which played in Niagara Falls, Ont., before folding 11 games into the 1936-37 season, returns to the AHL when the Buffalo Memorial Auditorium ("The Aud") is constructed in 1940. The Cleveland Barons win the 1941 Calder Cup led by **Les Cunningham**, the league scoring champion and a five-time AHL All-Star.

In February 1942, the AHL holds an All-Star Game to raise funds for the war efforts in the United States and Canada. Springfield is forced to suspend operations in 1942-43 because its arena is taken over by the United States Quartermaster for use during World War II. **Eddie Shore** moves his players to Buffalo and takes control of the franchise. Buffalo goalie **Gordie Bell** posts nine shutouts and leads the Bisons to the Calder Cup in 1943, their first of two straight titles.

Eddie Shore severs his partnership with Buffalo and operates a team in New Haven in 1945-46, then returns to Springfield in 1946-47. Cleveland Barons sniper **John Holota** becomes the first player in AHL history to score 50 or more goals when he nets 52 during the 1946-47 season. A year later, **Carl Liscombe** (118) and **Cliff Simpson** (110) become the first pro players ever to top the 100-point mark.

Cleveland and Buffalo dominate the 1940's each winning three Calder Cup championships. The Barons win six division titles and go to the Calder Cup Finals five times in the decade.

1950's

Cincinnati joins the AHL in 1949-50, but it is the Indianapolis Capitals who are the talk of the league. Led by future Hockey Hall of Fame goaltender **Terry Sawchuk**, the Capitals roll through the playoffs unbeaten to claim their first Calder Cup championship.

A young **Johnny Bower** leads Cleveland to the 1951 Calder Cup. Bower will win three consecutive AHL MVP awards prior to his Hall of Fame NHL career. **Tim Horton** and **Frank Mathers** help Pittsburgh to the Calder Cup in 1952.

Eddie Shore moves his Springfield team to Syracuse to the new Onondaga County War Memorial, only to return to Springfield in 1954. **George "Red" Sullivan** records 89 assists for Hershey in 1953-54, a single-season record that still stands today.

The All-Star Game returns in October 1954, with a team of AHL stars facing the defending champion Cleveland Barons. **Zellio Toppazzini** wins the scoring title with 113 points and leads the Providence Reds to a Calder Cup title in 1955-56.

The Rochester Americans take the ice in 1956-57 and promptly go to the Calder Cup Finals where they lose to Cleveland. **Frank Mathers** moves from Pittsburgh to Hershey and leads the Bears to consecutive championships in 1958 and 1959.

When the Quebec Aces join the league in the fall of 1959 the AHL has its first true Canadian-based team.



History of the American Hockey League

1960's

The Springfield Indians open the 60's by winning three straight Calder Cups and star center **Bill Sweeney** wins three straight AHL scoring titles, two feats that have yet to be duplicated. The Pittsburgh Hornets return to the AHL in 1961, then leave again in 1967 to make way for the NHL's expansion Penguins.

The Cleveland Barons win the last of their nine Calder Cup championships in 1964. **Jack Riley** becomes AHL president in 1964; two years later he will leave to run the Pittsburgh Penguins. His successor in the league office is **Jack Butterfield**, general manager of the Springfield Indians; Butterfield will serve as AHL president until 1994.

Rochester wins three titles in a four-year span, with future NHL coaches **Al Arbour**, **Don Cherry** and **Gerry Cheevers** leading the way on the ice. Pittsburgh prevents Rochester from winning four straight titles when the Hornets beat the Amerks in the 1967 Finals, but Rochester bounces back to end their run with a Calder Cup in 1968.

Following the 1967-68 season, **Fred Glover** retires to take over as head coach of the NHL's Oakland Seals. At the time, Glover leaves the AHL as the league's all-time leader in games played, goals, assists and points and with five Calder Cup championships to his credit.

In 1969, under the direction of Montreal general manager **Sam Pollock**, the Canadiens become the first NHL team to buy an AHL franchise, the Montreal Voyageurs.

1970's

The Buffalo Bisons win their fifth and final Calder Cup in 1970, then give way to the NHL's Sabres. The 1970-71 Springfield Kings, led by **Butch Goring** and **Billy Smith**, become the first team in league history to win the Calder Cup after posting a losing record during the regular season. In the summer of 1971, Boston, Norfolk and Cincinnati join the league, while Quebec moves to Richmond and Montreal moves to Halifax, N.S., where they capture the Calder Cup in 1972.

Willie Marshall eclipses **Fred Glover's** four major league records and retires as the AHL's all-time leading scorer in 1972, with 523 goals, 852 assists and 1,375 points in 1,205 games over 20 seasons.

Cleveland moves to Jacksonville during the 1972-73 season. The Cincinnati Swords are the class of the league, rolling to the 1973 Calder Cup. The Springfield Kings become the Springfield Indians again during the 1974-75 season and go on to win another championship. Nova Scotia rebounds to win back-to-back titles in 1976 and 1977, and with the Montreal Canadiens winning back-to-back Stanley Cups, it marks the first two times an organization captures the Calder and Stanley Cups in the same season.

President **Jack Butterfield** guides the AHL through difficult times in the decade, and the league survives NHL expansion and the appearance (and disappearance) of the World Hockey Association. After just six teams play in 1976-77, the AHL adds franchises in Portland, Binghamton, Philadelphia, Hampton Roads, Fredericton, Glens Falls and Syracuse over the next three years. The Maine Mariners win the Calder Cup in 1978 and 1979, becoming the only team in AHL history to win the title in each of its first two seasons.

1980's

The Adirondack Red Wings win the Calder Cup in just their second season (1980-81). The Binghamton Whalers' **Ross Yates** (125 points) edges the St. Catharines Saints' **Bruce Boudreau** (122) for the 1982-83 scoring title. Under head coach **Mike Keenan**, Rochester defeats Maine for the 1983 Calder Cup; a year later, Maine defeats Rochester for the Calder Cup giving the Mariners three championships in their first seven seasons.

The 1984-85 Baltimore Skipjacks win a league-record 16 consecutive games en route to the Finals, where they fall to the Sherbrooke Canadiens and their 19-year-old rookie goaltender **Patrick Roy**, fresh out of junior hockey.

Paul Gardner follows up a 130-point campaign with 112 points in 1985-86, becoming the first player in over 20 years to win consecutive AHL scoring titles. That same year Adirondack, led by head coach **Bill Dineen**, captures its second Calder Cup.

Brett Hull explodes into the AHL in 1987, winning the Dudley "Red" Garrett Award as AHL's top rookie; Hull notches 50 goals with the Moncton Golden Flames in his only AHL season. The AHL employs a shootout to break ties in 1986-87. Hershey wins the 1988 Calder Cup, rolling through the postseason unbeaten (12-0).

The 1988-89 Sherbrooke Canadiens help rewrite the league's scoring records, thanks to rookie **Stephan Lebeau**, who posts 134 points and 70 goals, and **Benoit Brunet**, who sets a rookie record with 76 assists. But it's Adirondack that closes out the decade with its third championship in nine years, along the way becoming the second team in AHL history to erase an 0-3 deficit to win a best-of-seven playoff series.



History of the American Hockey League

1990's

The AHL enters the 1990's with the Springfield Indians winning back-to-back championships, as the New York Islanders' affiliate in 1990 and as the Hartford Whalers' affiliate in 1991. Toronto moves its affiliate to St. John's, Newfoundland, in 1991-92, and the Maple Leafs and head coach **Marc Crawford** promptly go to the Calder Cup Finals, where they lose to Adirondack and its head coach **Barry Melrose** in a memorable seven-game series in which the road team wins every game.

The Binghamton Rangers are the story of the 1992-93 regular season, setting an AHL record with 124 standings points (57-13-10). Rangers center **Don Biggs** sets the AHL single-season scoring mark with 138 points. But the Cape Breton Oilers ride the record-setting hot streak of **Bill McDougall** to the Calder Cup championship: McDougall smashes Calder Cup records by posting 26 goals and 52 points in just 16 games during the 1993 postseason.

One year after the Maine Mariners move to Providence, the Portland Pirates join the AHL in 1993-94 and win the Calder Cup behind playoff MVP **Olaf Kolzig**. After 28 years as league president, **Jack Butterfield** retires from the position and is replaced by **David Andrews**, GM of the '93 champion Cape Breton Oilers.

The 1994-95 season marks the return of the AHL All-Star Game, the first such event in 35 years. The contest is played in front of a sell-out crowd at the Providence Civic Center and is broadcast across North America on ESPN2, TSN and RDS. Albany wins the '95 Calder Cup by sweeping Fredericton in the Finals, in the same year the parent New Jersey Devils win their first Stanley Cup.

For the league's 60th anniversary in 1995-96, the AHL is realigned into four divisions and two conferences for the first time, and teams receive a point for an overtime loss, a policy later adopted by the NHL. The All-Star Classic is held in Hershey as the league adds a Skills Competition to the All-Star Game. Rochester captures its sixth Calder Cup, defeating Portland in a seven-game Finals.

The first-year Philadelphia Phantoms compile the league's best record in 1996-97 and set an AHL mark by winning 19 consecutive home games, but Hershey claims the eighth Calder Cup in team history by defeating Hamilton in the Finals. A year later, Philadelphia's **Peter White** becomes the first player in 12 years to win back-to-back scoring titles and leads the Phantoms to their first Calder Cup championship.

Under rookie head coach **Peter Laviolette**, the Providence Bruins master an incredible 70-point turnaround in 1998-99, winning 56 games in the regular season and capturing the Calder Cup just one season removed from a 19-54-7 outing. The AHL tests a 4-on-4 format in regular-season overtime, and adopts the policy the following year. The 1999 All-Star Game at the First Union Center in Philadelphia draws 14,120 fans, then an event record.

2000's

The Hartford Wolf Pack, who moved into Connecticut's capital when the NHL's Whalers departed in 1997, capture the city's first-ever pro hockey championship in 1999-2000 as **John Paddock** becomes the first head coach to win Calder Cups with three different teams. A year later, the Saint John Flames bring a Calder Cup title to Canada for the first time since 1993.

The 2001-02 season is one of the most memorable in league history for a wide range of reasons. The year begins on a tragic note, as AHL alumni **Ace Bailey** and **Mark Bavis** are among the victims of the 9/11 terrorist attacks in New York City. Membership jumps to 27 teams and the geography of the league changes dramatically with the additions of nine teams, including six from the now-defunct International Hockey League. An incredibly competitive regular season ends with the top 17 teams separated by just 12 points. And the Chicago Wolves, 16th overall in the regular season-standings, capture the Calder Cup in their first season in the AHL.

Bolstered by a dual affiliation with Montreal and Edmonton, Hamilton dominates the 2002-03 regular season before being derailed by Houston in a classic seven-game Finals series. Springfield captain **Rob Murray** becomes the sixth player ever to skate in 1,000 AHL games. In 2003-04, Milwaukee finishes first overall in the regular season and then captures the Calder Cup with a convincing sweep of Wilkes-Barre/Scranton, the first league championship in franchise history. A record number of shutouts (210) highlights the "year of the goaltender," and Hartford backstop **Jason LaBarbera** claims the Les Cunningham Award as the AHL's MVP.

The NHL's lockout of 2004-05 provides the AHL with some of its brightest young talent ever. **Jason Spezza** rolls to the scoring championship racking up 117 points for Binghamton, while Rochester's **Ryan Miller** becomes the AHL's first 40-game winner in four decades. The shootout is re-introduced to decide a winner of games tied after overtime. And the league experiences its largest numbers ever at the gate, with more than 7.1 million fans attending games throughout North America, including several contests in NHL arenas. Philadelphia, which set an AHL record with a 17-game winning streak earlier in the season, sweeps Chicago to win the Calder Cup championship, clinching the title before 20,103 fans at the Wachovia Center -- the second-largest crowd in AHL history.

Several facets of the NHL's new rules package are adopted by the AHL, which marks its 70th anniversary in 2005-06. Wilkes-Barre/Scranton storms out to the best start in league history by earning a point in its first 23 games (20-0-2-1). Hershey, which missed the playoffs the previous two seasons, captures its record-tying ninth Calder Cup with a six-game win over Milwaukee in the Finals.

The Bears seem destined to repeat as champions in 2006-07, finishing with a league-best 114 points in the regular season. **Darren Haydar** sets an AHL record by recording a point in 39 consecutive games, while Chicago teammate **Brett Sterling** scores 55 goals, the most by an AHL rookie in 16 years. But the Wolves and Bears both fall in the playoffs to the upstart Hamilton Bulldogs and **Carey Price**, who duplicates **Patrick Roy's** feat from 22 years earlier and leads Montreal's affiliate to a Calder Cup champion as a 19-year-old goaltender fresh out of junior hockey.

Chicago comes back in 2007-08 and wins its second Calder Cup, holding off Wilkes-Barre/Scranton in six games in the Finals. Wolves forward **Jason Krog** becomes just the third player to lead the AHL in goals, assists and points in the same season, then does the same in the playoffs. After leading Hershey to back-to-back Finals appearances, **Bruce Boudreau** is promoted by the Washington Capitals in mid-season and goes on to capture the Jack Adams Award as the NHL's coach of the year.

Hershey reaches the Calder Cup Finals for the third time in four years in 2008-09 and wins its record 10th championship with a six-game series victory over Manitoba. Bears forward **Alexandre Giroux** sets a league record by scoring a goal in 15 straight games, and winds up the fifth AHL player ever to score 60 in a season. Head coach **Dan Bylsma** is promoted from Wilkes-Barre/Scranton in February and leads the Pittsburgh Penguins to the Stanley Cup.



2010's

The first-ever outdoor game in AHL history highlights the 2009-10 season, as the Syracuse Crunch draw a league-record 21,508 fans to the New York State Fairgrounds for a meeting with the Binghamton Senators. The Hershey Bears set records with 60 victories and a 24-game home winning streak in the regular season, and Bears forwards **Keith Aucoin** and **Alexandre Giroux** are the league's top two scorers for the second year in a row. In the playoffs, the first-year Texas Stars reach the Finals but fall to Hershey as the Bears become the AHL's first repeat champions since 1991.

While the Wilkes-Barre/Scranton Penguins cruise through the 2010-11 regular season with 58 wins, the rest of the league engages in several tight races down the stretch. The Binghamton Senators qualify for the playoffs via the crossover as the fifth-place team in the East Division and earn a historic first-round win over Manchester, erasing a 3-1 series deficit by taking each of the final three games in overtime. The Sens go on to take out Portland, Charlotte and Houston to earn the first championship in 29 seasons of AHL hockey in Broome County.

The Norfolk Admirals put together one of the greatest seasons in AHL history in 2011-12, garnering headlines around the world with their professional-hockey record 28-game winning streak. The Adirondack Phantoms and Hershey Bears battle outdoors at Citizens Bank Park in Philadelphia and more than double the AHL's single-game attendance record when 45,653 fans watch the game. Hamilton hosts Toronto outside at Ivor Wynne Stadium before the largest crowd ever to watch AHL hockey in Canada (20,565). Norfolk's **Cory Conacher** claims both MVP and top rookie honors, and the Admirals roll to their first Calder Cup with a 15-3 playoff record, sweeping Toronto in the Finals.

The first three months of the 2012-13 AHL season are headlined by an even greater influx of young talent in the wake of an NHL work stoppage. **Justin Schultz's** record pace with the Oklahoma City Barons earns him the Eddie Shore Award as the AHL's outstanding defenseman, and fellow Edmonton Oilers budding stars **Jordan Eberle**, **Taylor Hall** and **Ryan Nugent-Hopkins** also turn hockey's attention to OKC. Following an affiliation switch to Syracuse, Tampa Bay's top prospects make a second consecutive trip to the Calder Cup Finals, but the Grand Rapids Griffins -- led by playoff MVP **Tomas Tatar** -- bring West Michigan its first championship by prevailing in a thrilling postseason run.

Several standout performances highlight the 2013-14 season, including Chicago's **Jake Allen** leading the league in all four major goaltending categories (wins, GAA, save percentage and shutouts) and Toronto's **T.J. Brennan** scoring 25 goals and totaling 72 points from the blue line. But **Travis Morin** earns both regular-season and playoff MVP honors and wins both scoring titles as the Texas Stars go wire-to-wire, finishing with the best record in the league before capturing the franchise's first Calder Cup.

Wilkes-Barre/Scranton rookie **Matt Murray** sets several records during the 2014-15 season, including the longest shutout streak ever by an AHL goaltender (304:11). The AHL adopts a new overtime format that includes time played at 3-on-3, bringing even more excitement to the extra period. The Syracuse Crunch set an all-time attendance record for an indoor pro hockey game in the U.S. as 30,715 fans watch their game at the Carrier Dome. The Lehigh Valley Phantoms are a hit with fans in their first season in Allentown, selling out 22 games at the beautiful new PPL Center. The Utica Comets have a storybook second season in the AHL, from hosting the All-Star Classic in January to reaching the Calder Cup Finals in June. The Manchester Monarchs capture a bittersweet Calder Cup in their final season in the Queen City.

The AHL's geography changes dramatically in 2015-16 with the formation of a Pacific Division and the addition of five teams in California. The Manitoba Moose also return to the fold as the Winnipeg Jets' new top affiliate. Two long-standing league records fall, as San Jose's **Roy Sommer** passes **Bun Cook** to become the winningest head coach in AHL history, and Rockford's **Michael Leighton** surpasses **Johnny Bower's** mark for career shutouts. Ontario's **Peter Budaj** wins 42 games, the most by an AHL goalie in 55 years, and leads the league in wins, GAA, save percentage and shutouts. The AHL's 80th-anniversary season ends with a Finals matchup between two of the league's most tenured cities, and the Lake Erie Monsters complete a 15-2 postseason run with a sweep of Hershey to bring the Calder Cup to Cleveland for the first time since 1964.

Kenny Agostino runs away with the AHL scoring title and earns MVP honors in 2016-17, helping the Chicago Wolves to a division title. Wilkes-Barre/Scranton finishes with the best regular-season record in the AHL while continuing to develop Stanley Cup champions: 2016-17 AHL All-Rookie forward **Jake Guentzel** leads the NHL with 13 playoff goals as Pittsburgh wins its second straight title. For the second time in five seasons, the Grand Rapids Griffins defeat the Syracuse Crunch in six games to capture the Calder Cup.

In 2017-18, the AHL welcomes fans in Laval and Belleville to the league. Several AHL players represent their countries at the Olympics in PyeongChang, South Korea, including Stockton's **Cody Goloubef**, Wilkes-Barre/Scranton's **Christian Thomas** and Belleville's **Chris Kelly**, who win bronze with Canada. Lehigh Valley needs five overtimes to beat Charlotte in Game 4 of their playoff series, the longest game in AHL history. The Toronto Marlies set the pace from start to finish, leading the league with 54 wins and 112 points during the regular season before outlasting Texas in the first seven-game Calder Cup Finals since 2003.

The Colorado Eagles join the AHL in 2018-19, bringing the league to 31 teams for the first time. The Utica Comets continue to fill the Adirondack Bank Center and set a new league record for consecutive sellouts. Recalled from San Antonio on January, **Jordan Binnington** goes on to backstop the St. Louis Blues to their first Stanley Cup championship. The Charlotte Checkers roll to the regular-season title, then capture their first Calder Cup with a five-game victory over Chicago in the Finals.



American Hockey League Hall of Fame

Located online at www.ahlhalloffame.com, the American Hockey League Hall of Fame was established in 2006 to recognize, honor and celebrate individuals for their outstanding achievements and contributions specifically in the American Hockey League. Induction ceremonies are held annually as part of the festivities at the AHL All-Star Classic.

The Class of 2019 was inducted in Springfield, Mass., on January 28, 2019.



Class of 2019

John Anderson

John Anderson spent most of his 17-year playing career in the National Hockey League, but he made his mark coaching with the Chicago Wolves.

A Toronto native, Anderson was drafted by his hometown Maple Leafs in the first round in 1977 and went on to skate in more than 800 games in the NHL with Toronto, Quebec and Hartford. As his playing days wound down, Anderson made a brief debut appearance in the AHL with the Binghamton Whalers in 1989-90 before spending a memorable 1991-92 campaign as a player/assistant coach in New Haven.

With the Nighthawks that year, Anderson scored 41 goals and collected 54 assists, finishing with 95 points and a plus-42 rating in just 68 games. He was voted a First Team AHL All-Star at left wing, the winner of the Les Cunningham Award as the league's most valuable player, and the recipient of the Fred T. Hunt Memorial Award for sportsmanship, determination and dedication to hockey.

Anderson joined the coaching ranks full-time in 1995 and was hired by the Chicago Wolves in 1997. He led the Wolves to two Turner Cup championships before the franchise joined the American Hockey League, and won a third championship in the Wolves' inaugural AHL season by becoming the first – and still only – team to win five playoff series en route to the Calder Cup. Anderson and the Wolves returned to the Finals in 2005 and followed a 111-point regular season by winning the franchise's second Calder Cup and fourth league title in 2008.

Following stints as head coach of the Atlanta Thrashers and assistant coach with the Phoenix Coyotes, Anderson came back to the Wolves in 2013 and spent three more seasons in Chicago, capturing another division crown in 2013-14. He returned to the NHL in 2016 and served for two seasons as an assistant with the Minnesota Wild.

Anderson ranks fifth in league history with 424 victories and seventh with 788 games over 10 seasons as a head coach in the AHL. He won three division titles and had seven 40-win seasons and four 100-point campaigns, and was behind the bench for two AHL All-Star Classics as well.



Don Cherry

One of the most recognizable personalities in all of Canada, Don Cherry was a standout defenseman and award-winning coach in the American Hockey League before he ever sat behind the Coach's Corner desk.

Cherry's prolific career as a defenseman included 767 games in the AHL with the Hershey Bears, the Springfield Indians and the Rochester Americans, collecting 259 points and racking up more than 1,000 penalty minutes.

The Kingston, Ontario, native signed his first professional contract with the Bears in 1954 and played 63 games as a rookie – plus one playoff contest with the Boston Bruins, in what would be the only NHL appearance of his career. Cherry joined owner Eddie Shore's Springfield club in 1957 and helped the Indians reach their first Calder Cup Finals in 1958, and then secure their first championship in 1960.

Cherry brought his rock-'em, sock-'em style of play to Rochester in 1963 and the Amerks were soon the class of the league, reaching four consecutive Calder Cup Finals and winning championships in 1965, 1966 and 1968. He settled in western New York after retiring in 1969, and after two years away from hockey he rejoined the Amerks as a player-coach in January of 1972. Rochester finished strong in 1972, qualified for the playoffs in 1973 and then posted the best record in the league in 1974, earning Cherry the Louis A.R. Pieri Award as the AHL's coach of the year.

Cherry went on to coach the Boston Bruins and Colorado Rockies in the National Hockey League, and since 1980 has been an iconic commentator on CBC's Hockey Night in Canada.



Murray Eaves

Forward Murray Eaves was one the American Hockey League's premier scorers during a career that spanned 15 professional seasons.

Selected by Winnipeg in the 1980 NHL Draft after a record-setting season at the University of Michigan, Eaves made his debut in the AHL with the Sherbrooke Jets in 1982 and was a shining star despite playing on consecutive last-place teams. Eaves collected 174 points in 118 contests over his first two AHL seasons, including a 115-point campaign and First Team AHL All-Star honors in 1983-84.



Fortunes turned in 1984-85 when the Montreal Canadiens joined the Jets to form a dual affiliation in Sherbrooke. Eaves notched 68 points in 47 regular-season games and added 18 points in the playoffs as Sherbrooke captured the 1985 Calder Cup championship.

Following a 73-point campaign in 1985-86, Eaves was acquired by the Edmonton Oilers and spent a season in Nova Scotia before signing with Detroit. Eaves would continue to be a dominant offensive force with the AHL's Adirondack Red Wings, leading them in scoring in each of his three seasons with the team. In 1988-89, Eaves finished second in the entire AHL with 118 points to earn a Second Team AHL All-Star nod, and then tacked on 13 goals and 25 points in the playoffs as Adirondack captured the Calder Cup.

One of only two players in league history to record at least 115 points in a season twice, Eaves finished his AHL career with eight 20-goal seasons, three 40-goal campaigns and 680 points in 536 contests, making him the AHL's all-time leader in points per game (1.27) among players with at least 400 games played. He was also a two-time winner of the Fred T. Hunt Memorial Award for sportsmanship, determination and dedication to hockey.



Brad Smyth

Brad Smyth was one of the most dangerous goal-scorers in American Hockey League history, showing an incredible knack for finding the net during an era when goaltenders were becoming more dominant.

"Shooter" began his pro career in the Florida Panthers organization and made his AHL debut in a three-game stint with the Springfield Falcons in January of 1995. He joined the Carolina Monarchs for his first full AHL campaign in 1995-96 and scored twice on opening night, the beginning of a historic season that saw Smyth put up 68 goals in 68 games for the Monarchs. He added 58 assists for 126 points to run away with the AHL scoring title and earn league MVP honors.

After getting a taste of the National Hockey League in Florida and Los Angeles, Smyth was acquired by the New York Rangers in 1997 and helped the Hartford Wolf Pack reach the conference finals, notching 62 points in 57 regular-season games and a team-high 12 goals in the playoffs.

Smyth split the following season between the Rangers and Nashville Predators organizations, then helped Hartford to a Calder Cup championship in 2000, leading the Wolf Pack with 39 goals in the regular season and 13 more in the playoffs. In 2000-01, Smyth scored 50 again, reaching the milestone on the final weekend of the season and earning a First Team AHL All-Star nod – an honor he would receive again the following year.

Smyth was reunited with head coach John Paddock with the Binghamton Senators in 2002 and helped the first-year club reach the conference finals. He spent the 2004-05 season with the Manchester Monarchs and returned for a third stint in Hartford in 2006, completing his final AHL season with 34 goals and 86 points for his fifth career top-10 finish in the scoring race.

Ranking 12th in league history with 326 career goals, Smyth registered 667 points in 610 regular-season games over his AHL career. He is one of six AHL players ever to hit the 50-goal mark twice and one of seven players ever to lead the league in goals on two separate occasions.

AMERICAN HOCKEY LEAGUE HALL OF FAME HONORED MEMBERS

| | | | |
|---------------------------|-------------------------------|---------------------------|----------------------------|
| Jimmy Anderson.....2009 | Bill Dineen.....2014 | Mitch Lamoureux.....2011 | Maurice Podoloff.....2011 |
| John Anderson.....2019 | Murray Eaves.....2019 | Bruce Landon.....2016 | Noel Price.....2008 |
| Jim Bartlett.....2018 | Jody Gage.....2006 | Al MacNeil.....2014 | Eddie Shore.....2006 |
| Harvey Bennett.....2013 | Dick Gamble.....2007 | Willie Marshall.....2006 | John Slaney.....2014 |
| Don Biggs.....2018 | Ken Gernander.....2013 | Frank Mathers.....2006 | Brad Smyth.....2019 |
| Bruce Boudreau.....2009 | Fred Glover.....2006 | Gil Mayer.....2007 | John Stevens.....2012 |
| Johnny Bower.....2006 | Jack Gordon.....2012 | Glenn Merkosky.....2018 | Art Stratton.....2015 |
| Jack Butterfield.....2006 | Bryan Helmer.....2017 | Jim Morrison.....2013 | Bill Sweeney.....2010 |
| Frederic Cassivi.....2015 | James C. Hendy.....2015 | Rob Murray.....2017 | Tim Tookey.....2008 |
| Don Cherry.....2019 | Bronco Horvath.....2015 | Mike Nykoluk.....2007 | Zellio Toppazzini.....2012 |
| Bruce Cline.....2016 | Ralph Keller.....2016 | John Paddock.....2010 | Peter White.....2013 |
| Fred "Bun" Cook.....2007 | Macgregor Kilpatrick.....2010 | Marcel Paille.....2010 | Larry Wilson.....2011 |
| Joe Crozier.....2012 | Brian Kilrea.....2018 | Bob Perreault.....2014 | Doug Yingst.....2017 |
| Les Cunningham.....2009 | Steve Kraftcheck.....2008 | Harry Pidhirny.....2011 | |
| Billy Dea.....2017 | Jean-Francois Labbe.....2016 | Louis A.R. Pieri.....2009 | |



Hockey Hall of Fame

Since its first members were honored in 1945, a total of **126** players, coaches, officials and managers with ties to the American Hockey League have been inducted into the Hockey Hall of Fame.

Players

| NAME | AHL TEAM(S) | INDUCTED |
|-----------------------|---|----------|
| Sid Abel | Pittsburgh, Indianapolis | 1969 |
| George Armstrong | Pittsburgh | 1975 |
| Bill Barber | Richmond, Hershey, Philadelphia | 1990 |
| Marty Barry | Pittsburgh | 1965 |
| Andy Bathgate | Cleveland, Pittsburgh | 1978 |
| Bobby Bauer | Providence | 1996 |
| Max Bentley | Providence | 1966 |
| Hector "Toe" Blake | Buffalo | 1966 |
| Rob Blake | Manchester | 2014 |
| Leo Boivin | Pittsburgh | 1986 |
| George "Buck" Boucher | Springfield | 1960 |
| Johnny Bower | Providence, Cleveland | 1976 |
| Frank Brimsek | New Haven, Providence | 1966 |
| Walter "Turk" Broda | Quebec | 1967 |
| Maritn Brodeur | Utica | 2018 |
| Guy Carbonneau | Nova Scotia | 2019 |
| Gerry Cheevers | Pittsburgh, Rochester | 1985 |
| Chris Chelios | Grand Rapids, Chicago | 2013 |
| Frank "King" Clancy | Cincinnati, Pittsburgh | 1958 |
| Aubrey "Dit" Clapper | Buffalo | 1947 |
| Bobby Clarke | Philadelphia | 1987 |
| Neil Colville | New Haven | 1967 |
| Bill Cook | Cleveland | 1952 |
| Fred "Bun" Cook | Providence, Cleveland | 1995 |
| Yvon Cournoyer | Quebec | 1982 |
| Alex Delvecchio | Indianapolis | 1977 |
| Gordie Drillon | Syracuse | 1975 |
| Ken Dryden | Montreal | 1983 |
| Woody Dumart | Providence | 1992 |
| Vyacheslav Fetisov | Utica | 2001 |
| Fern Flaman | Hershey, Pittsburgh, Providence | 1990 |
| Grant Fuhr | Moncton, Cape Breton, Rochester, Saint John | 2003 |
| Bob Gainey | Nova Scotia | 1992 |
| Herb Gardiner | Philadelphia | 1958 |
| Bernie Geoffrion | Quebec | 1972 |
| Eddie Giacomin | Providence, Baltimore | 1987 |
| Rod Gilbert | New Haven | 1982 |
| Ebbie Goodfellow | St. Louis | 1963 |
| Glenn Hall | Indianapolis | 1975 |
| Doug Harvey | Buffalo, Quebec, Baltimore, Pittsburgh | 1973 |
| Bryan Hextall Sr. | Philadelphia, Cleveland, Washington | 1969 |
| Harry "Hap" Holmes | Cleveland | 1972 |
| Tim Horton | Pittsburgh | 1977 |

| NAME | AHL TEAM(S) | INDUCTED |
|------------------------|--|----------|
| Harry Howell | Cincinnati | 1979 |
| Brett Hull | Moncton | 2009 |
| Ivan "Ching" Johnson | Washington | 1958 |
| Tom Johnson | Buffalo | 1970 |
| Rod Langway | Hampton, Nova Scotia, Providence | 2002 |
| Guy Lapointe | Montreal | 1993 |
| Jacques Lemaire | Quebec | 1984 |
| Herbie Lewis | Indianapolis | 1989 |
| Harry Lumley | Indianapolis, Buffalo, Providence | 1980 |
| Dickie Moore | Buffalo | 1974 |
| Bill Mosienko | Providence | 1965 |
| Joe Mullen | Wilkes-Barre/Scranton | 2000 |
| Adam Oates | Adirondack | 2012 |
| Buddy O'Connor | Cincinnati | 1988 |
| Brad Park | Buffalo | 1988 |
| Lynn Patrick | New Haven | 1980 |
| Pierre Pilote | Buffalo | 1975 |
| Jacques Plante | Buffalo, Baltimore | 1978 |
| Walter "Babe" Pratt | Hershey, Cleveland | 1966 |
| Marcel Pronovost | Indianapolis | 1978 |
| Bill Quackenbush | Indianapolis | 1976 |
| Jean Ratelle | Baltimore | 1985 |
| Chuck Rayner | Springfield | 1973 |
| Larry Robinson | Nova Scotia | 1995 |
| Patrick Roy | Sherbrooke | 2006 |
| Martin St. Louis | Saint John | 2018 |
| Serge Savard | Quebec | 1986 |
| Terry Sawchuk | Indianapolis | 1971 |
| Milt Schmidt | Providence | 1961 |
| Earl Seibert | Indianapolis, Springfield | 1963 |
| Eddie Shore | Springfield, Buffalo | 1947 |
| Steve Shutt | Nova Scotia | 1993 |
| Bill Smith | Springfield | 1993 |
| Clint Smith | Philadelphia, Cincinnati | 1991 |
| Allan Stanley | Providence | 1981 |
| John "Jack" Stewart | Pittsburgh | 1964 |
| Cecil "Tiny" Thompson | Buffalo | 1959 |
| Bryan Trottier | Portland | 1997 |
| Rogie Vachon | Quebec | 2016 |
| Harry Watson | Buffalo | 1994 |
| Ralph "Cooney" Weiland | Hershey, New Haven | 1971 |
| Lorne "Gump" Worsley | New Haven, Providence, Springfield, Quebec | 1980 |
| Sergei Zubov | Binghamton | 2019 |

Builders

| NAME | AHL AFFILIATION(S) | INDUCTED |
|-----------------------|--|----------|
| Keith Allen | Buffalo, Springfield, Syracuse | 1992 |
| Al Arbour | Rochester | 1996 |
| Herb Brooks | Utica | 2006 |
| George Brown | Canadian-American League founder | 1961 |
| Pat Burns | Sherbrooke | 2014 |
| Walter Bush | Kentucky | 2000 |
| Jack Butterfield | New Haven, Springfield, AHL | 1980 |
| Frank Calder | AHL | 1947 |
| Murray Costello | Hershey | 2005 |
| Jim Devellano | Adirondack | 2010 |
| Emile Francis | New Haven, Cincinnati, Cleveland | 1982 |
| Jim Gregory | New Brunswick | 2007 |
| Jim Hendy | Cleveland | 1968 |
| George "Punch" Imlach | Springfield, New Brunswick | 1984 |
| Tommy Ivan | Indianapolis | 1974 |
| Brian Kilrea | Springfield, Rochester | 2003 |
| Lou Lamoriello | Albany, Lowell | 2009 |
| John Mariucci | Providence, St. Louis | 1985 |
| Frank Mathers | Pittsburgh, Hershey | 1992 |
| Jake Milford | Cleveland, New Haven | 1984 |
| Ian "Scotty" Morrison | AHL referee-in-chief | 1999 |
| Willie O'Ree | Springfield, New Haven | 2018 |
| Craig Patrick | Wilkes-Barre/Scranton | 2001 |
| Rudy Pilous | Buffalo, St. Catharines | 1985 |
| Bud Poile | Quebec | 1990 |
| Sam Pollock | Rochester, Montreal, Nova Scotia | 1978 |
| Pat Quinn | Maine | 2016 |
| Jim Rutherford | Hershey, New Haven, Adirondack | 2019 |
| Glen Sather | Nova Scotia, Cape Breton, Hamilton, Hartford | 1997 |
| Fred Shero | New Haven, Cincinnati, Cleveland, Buffalo | 2013 |
| Harry Sinden | Providence | 1983 |
| Bill Torrey | Pittsburgh, AHL | 1995 |

Officials

| NAME | AHL TEAM(S) | INDUCTED |
|--------------------|--------------|----------|
| John Ashley | AHL Official | 1981 |
| John D'Amico | AHL Official | 1993 |
| George Hayes | AHL Official | 1988 |
| Bill McCreary | AHL Official | 2014 |
| Matt Pavelich | AHL Official | 1987 |
| Ray Scapinello | AHL Official | 2008 |
| Frank Udvari | AHL Official | 1973 |
| Andy Van Hellemond | AHL Official | 1999 |





American Hockey League Team Directories



BAKERSFIELD CONDORS



Matthew Riley
President



Keith Gretzky
General Manager



Jay Woodcroft
Head Coach



Edmonton Oilers
NHL Affiliate

Personnel

President Matthew Riley
 General Manager, Edmonton Oilers Ken Holland
 Assistant General Manager, Edmonton Oilers/
 General Manager, Bakersfield Condors Keith Gretzky
 Head Coach Jay Woodcroft
 Assistant Coach Jean-Francois Houle
 Assistant Coach Dave Manson
 Video Coordinator Sam Kim
 Goaltender Development Coach Sylvain Rodrigue
 Head Equipment Manager Al Oman
 Assistant Equipment Manager Alec James
 Head Athletic Trainer Chad Drown
 Strength and Conditioning Coach Brian Ganz
 Vice President - Ticket Sales Justin Fahsbender
 Vice President - Member Services Jose Rivera
 Director - Media Relations and Broadcasting Ryan Holt
 Director - Business Development Chad Carpenter
 Director - Business Development Chad Howard
 Director - Group Sales Greg Lowe
 Director - Creative Services and Game Operations Dominic Mascola
 Director - Ticket Sales Roger Parsons
 Manager - Retail Operations Valerie Aparicio
 Manager - Community Relations and Fundraising Samantha Bell
 Manager - Digital Media and Marketing Rachel Parlier
 Account Manager Karthik Arun
 Account Manager Samantha Luna
 Account Manager Russell Weldin
 Accountant Eloy Rangel

Coordinator - Member Services Brooke Copeland
 Coordinator - Accounting Naomi Dobbs
 Coordinator - Video Isai Ibarra
 Coordinator - Ticket Operations Nathan Kuzbari
 Coordinator - Creative Services and Game Presentation ... Edward Medellin
 Coordinator - Operations Jacob Hernandez
 Assistant - Operations Skylar Valencia

Team Information

Club Colors Blue, Orange, Grey
 Home Arena Mechanics Bank Arena
 Seating Capacity 8,751
 Ticket Prices \$12, \$16, \$20, \$25, \$35
 Attendance Records Game: 12,330 vs. Ontario, 1/7/17 (outdoors)
 8,990 vs. Stockton, 11/30/17 (arena)
 Season: 176,613 – 2015-16
 Average: 5,195 – 2015-16
 Press Box Location Top of Section 213
 Flagship Radio Station FOX Sports Radio 970 AM (KHTY)
 Time Zone Pacific (EST -3)

Bakersfield Condors
 1001 Truxtun Avenue
 Bakersfield, CA 93301
 Phone: (661) 324-7825

Media Directory

Newspaper/Wire

The Bakersfield Californian • Phone (661) 395-7500 • Contact: Mike Griffith (@MikeGriffith54) • www.bakersfield.com • @bakersfieldcali
 Associated Press • Phone (213) 626-1200 • www.ap.org • @AP

Television

KBAK (CBS)/KBFX (Fox) • Phone (661) 327-7955 • Contact: Greg Kerr, Jonathan Singh (@Jon_Singh19) • www.bakersfieldnow.com • @bakersfieldnow
 KGET (NBC) • Phone (661) 283-1717 • Contact: Nick James (@NJames_KGET) • www.kerngoldempire.com • @KGETnews
 KERO (ABC) • Phone (661) 637-2320 • Contact: Mike Hart (@MikeHart23ABC) • www.turnto23.com • @23ABCNews

Radio

iHeartMedia Bakersfield (KHTY-AM 970/KRAB-FM 106.1/KDFO-FM 98.5) • Contact: Danny Spanks • www.foxsportsradio970.com
 American General Media (KERN-AM 1180/KERN-FM 96.1/KISV-FM 94.1/KKXX-FM 93.1/KGFM-FM 101.5/KGEO-AM 1230) • Contact: Andrew Flores •
 www.kernradio.com • @KERN1180
 Buck Owens Productions (KUZZ-FM 107.9/KRJK-FM 97.3) • Phone (661) 328-7505 • Contact: Suzanne Grant • www.kuzz.com • @kuzzradio
 Alpha Media (KLLY-FM 95.3/KNZR-AM 1560/KNZR-FM 97.7/KKBB-FM 99.3) • Phone (661) 393-1900 • Contact: Marylou Gunn • www.energy953.com • @energy953



Season Results

| Season | Aff | Head Coach | GP | W | L | T | OTL | SOL | PTS | GF | GA | Finish | Playoff Result (W-L Record) |
|---------|-----|---------------|-----|-----|-----|----|-----|-----|-----|-----|-----|--------------|-----------------------------|
| 2015-16 | EDM | Gerry Fleming | 68 | 31 | 28 | -- | 7 | 2 | 71 | 212 | 222 | 5th, Pacific | Did not qualify |
| 2016-17 | EDM | Gerry Fleming | 68 | 33 | 29 | -- | 5 | 1 | 72 | 200 | 188 | 5th, Pacific | Did not qualify |
| 2017-18 | EDM | Gerry Fleming | 68 | 31 | 27 | -- | 9 | 1 | 72 | 188 | 206 | 7th, Pacific | Did not qualify |
| 2018-19 | EDM | Jay Woodcroft | 68 | 42 | 21 | -- | 3 | 2 | 89 | 242 | 182 | 1st, Pacific | Lost Division Finals (5-5) |
| TOTALS | | | 272 | 137 | 105 | -- | 24 | 6 | 304 | 842 | 798 | | |

...In The System

- Tyler Benson (LW), 6-0, 202 lbs., shoots left. Born 3/15/98, Edmonton, Alta.
Last year's team: Bakersfield (AHL) 68gp, 15+51=66pts.
- Evan Bouchard (D), 6-2, 198 lbs., shoots right. Born 10/20/99, Oakville, Ont.
Last year's teams: London (OHL) 45gp, 16+37=53pts... Edmonton (NHL) 7gp, 1+0=1pt... Bakersfield (AHL playoffs) 8gp, 3+5=8pts.
- Cooper Marody (C), 6-0, 190 lbs., shoots right. Born 12/20/96, Brighton, Mich.
Last year's teams: Bakersfield (AHL) 58gp, 19+45=64pts... Edmonton (NHL) 6gp, 0+0=0pts.
- Ryan McLeod (C), 6-2, 207 lbs., shoots left. Born 9/21/99, Mississauga, Ont.
Last year's teams: Saginaw/Mississauga (OHL) 63gp, 19+43=62pts... Bakersfield (AHL playoffs) 5gp, 0+3=3pts.
- Shane Starrett (G), 6-5, 195 lbs., catches left. Born 7/21/94, Bellingham, Mass.
Last year's team: Bakersfield (AHL) 45gp, 27-7-5, 2.33gaa, .918sv%, 4so

2019-20 Schedule (All Times Local)

| Day | Date | Time | Opponent | Day | Date | Time | Opponent |
|-----|----------|----------|--------------|-----|---------|---------|----------------|
| Fri | 10/4/19 | 7:00 PM | San Diego | Sat | 1/11/20 | 7:00 PM | Iowa |
| Sat | 10/5/19 | 7:00 PM | Ontario | Tue | 1/14/20 | 6:30 PM | Iowa |
| Sun | 10/13/19 | 1:15 PM | @ San Jose | Fri | 1/17/20 | 7:00 PM | Colorado |
| Tue | 10/15/19 | 7:00 PM | @ Stockton | Sat | 1/18/20 | 7:00 PM | San Diego |
| Sat | 10/19/19 | 7:00 PM | Stockton | Mon | 1/20/20 | 3:00 PM | @ Ontario |
| Wed | 10/23/19 | 6:30 PM | Ontario | Wed | 1/22/20 | 6:30 PM | San Jose |
| Fri | 10/25/19 | 7:00 PM | @ Stockton | Fri | 1/24/20 | 7:05 PM | @ Tucson |
| Sat | 10/26/19 | 7:00 PM | Stockton | Sat | 1/25/20 | 7:05 PM | @ Tucson |
| Wed | 10/30/19 | 11:00 AM | @ San Jose | Fri | 1/31/20 | 7:00 PM | Ontario |
| Fri | 11/1/19 | 7:00 PM | @ Ontario | Sat | 2/1/20 | 6:00 PM | @ Stockton |
| Sat | 11/2/19 | 6:00 PM | @ Ontario | Wed | 2/5/20 | 6:30 PM | Tucson |
| Fri | 11/8/19 | 7:00 PM | San Diego | Fri | 2/7/20 | 7:00 PM | Ontario |
| Sat | 11/9/19 | 7:00 PM | San Jose | Sun | 2/9/20 | 5:00 PM | @ San Diego |
| Fri | 11/15/19 | 7:05 PM | @ Colorado | Wed | 2/12/20 | 7:00 PM | @ Ontario |
| Sat | 11/16/19 | 7:05 PM | @ Colorado | Sat | 2/15/20 | 7:00 PM | Colorado |
| Thu | 11/21/19 | 10:30 AM | Stockton | Sun | 2/16/20 | 5:00 PM | San Jose |
| Sat | 11/23/19 | 7:00 PM | @ Iowa | Fri | 2/21/20 | 7:00 PM | San Diego |
| Sun | 11/24/19 | 3:00 PM | @ Iowa | Sat | 2/22/20 | 7:00 PM | Colorado |
| Wed | 11/27/19 | 5:00 PM | Tucson | Sat | 2/29/20 | 6:00 PM | @ Ontario |
| Fri | 11/29/19 | 6:00 PM | @ San Jose | Sun | 3/1/20 | 5:00 PM | Tucson |
| Sat | 11/30/19 | 7:00 PM | Ontario | Fri | 3/6/20 | 7:00 PM | @ Stockton |
| Sat | 12/7/19 | 6:00 PM | @ Stockton | Fri | 3/7/20 | 7:00 PM | Stockton |
| Wed | 12/11/19 | 7:00 PM | @ San Jose | Fri | 3/13/20 | 7:00 PM | @ Grand Rapids |
| Fri | 12/13/19 | 7:00 PM | Grand Rapids | Sat | 3/14/20 | 7:00 PM | @ Grand Rapids |
| Sat | 12/14/19 | 7:00 PM | Grand Rapids | Fri | 3/20/20 | 7:00 PM | @ San Jose |
| Sat | 12/21/19 | 7:05 PM | @ Colorado | Sat | 3/21/20 | 7:00 PM | San Jose |
| Sun | 12/22/19 | 3:05 PM | @ Colorado | Wed | 3/25/20 | 6:30 PM | Stockton |
| Sat | 12/28/19 | 7:00 PM | Stockton | Fri | 3/27/20 | 7:00 PM | @ San Diego |
| Sun | 12/29/19 | 5:00 PM | @ San Jose | Sat | 3/28/20 | 7:00 PM | Colorado |
| Tue | 12/31/19 | 5:00 PM | Ontario | Fri | 4/3/20 | 7:05 PM | @ Tucson |
| Fri | 1/3/20 | 7:00 PM | @ San Diego | Sat | 4/4/20 | 7:05 PM | @ Tucson |
| Sat | 1/4/20 | 7:00 PM | @ San Diego | Wed | 4/8/20 | 6:30 PM | San Jose |
| Wed | 1/8/20 | 7:00 PM | @ Stockton | Fri | 4/10/20 | 7:00 PM | San Jose |
| Fri | 1/10/20 | 7:00 PM | @ Ontario | Sat | 4/11/20 | 7:00 PM | Tucson |



Joe Gambardella

A breakthrough campaign in 2018-19 saw Joe Gambardella lead the Condors with 29 goals, represent the team at the AHL All-Star Classic, and earn his first NHL recall where he recorded three assists in 15 games with Edmonton. Gambardella went on to pace the Condors with six postseason goals, including a hat trick on May 8 at San Diego.

DID YOU KNOW?

Bakersfield won 17 consecutive games (all via regulation or overtime) from Jan. 12 to Feb. 25 last season, matching the second-longest winning streak in AHL history.



Josh Currie

The AHL Condors franchise's all-time leader in goals, assists, points and games played, Josh Currie scored a career-best 27 goals and finished fourth on the club with 41 points last season. His play earned him his first NHL recall and he finished with two goals and three assists in 21 games with the parent Oilers.

All-Time Regular Season Team Records

| | | | |
|---|----------|-------|--|
| Division championships (regular season)..... | 1 | | 2018-19 |
| Overall regular season point championships..... | 0 | | |
| Most points in one season..... | 89 | | 2018-19 |
| Fewest points in one season..... | 71 | | 2015-16 |
| Most wins in one season..... | 42 | | 2018-19 |
| Fewest wins in one season..... | 31 | | 2015-16, 2017-18 |
| Most losses in one season (L+OTL)..... | 36 | | 2017-18 |
| Fewest losses in one season (L+OTL)..... | 24 | | 2018-19 |
| Most shootout losses in one season..... | 2 | | 2015-16, 2018-19 |
| Fewest shootout losses in one season..... | 1 | | 2016-17, 2017-18 |
| Most goals scored in one season..... | 242 | | 2018-19 |
| Fewest goals scored in one season..... | 188 | | 2017-18 |
| Most goals allowed in one season..... | 222 | | 2015-16 |
| Fewest goals allowed in one season..... | 182 | | 2018-19 |
| Most penalty minutes in one season..... | 953 | | 2015-16 |
| Fewest penalty minutes in one season..... | 706 | | 2016-17 |
| Longest winning streak overall..... | 17 games | | 1/12/19-2/25/19 |
| Longest winning streak at home..... | 8 games | | 1/16/19-2/16/19 |
| Longest winning streak away..... | 10 games | | 1/12/19-3/6/19 |
| Longest points streak overall..... | 17 games | | 1/12/19-2/25/19 (17-0-0-0) |
| Longest points streak at home..... | 9 games | | 1/5/19-2/16/19 (8-0-1-0) |
| Longest points streak away..... | 10 games | | 1/12/19-3/6/19 (10-0-0-0) |
| Longest losing streak (L+OTL) overall..... | 6 games | | 11/4/17-11/17/17 |
| Longest losing streak (L+OTL) at home..... | 4 games | | 12/29/18-1/5/19 |
| Longest losing streak (L+OTL) away..... | 6 games | | 12/21/16-1/20/17 |
| Longest winless streak overall..... | 6 games | | 12/16/16-12/28/16 (0-3-2-1) 11/4/17-11/17/17 (0-4-2-0) |
| Longest winless streak at home..... | 3 games | | 2/26/16-3/8/16 (0-1-2-0) 2/7/17-2/17/17 (0-2-1-0) 10/14/17-10/28/17 (0-3-0-0) 12/23/17-12/29/17 (0-1-2-0) 1/26/18-2/2/18 (0-2-0-1) |
| Longest winless streak away..... | 11 games | | 11/25/16-1/20/17 (0-7-3-1) |

All-Time Regular Season Individual Player Records

Players

| | | | |
|--|----|-------|---|
| Most points in one season..... | 66 | | Tyler Benson, 2018-19 |
| Most goals in one season..... | 29 | | Joe Gambardella, 2018-19 |
| Most assists in one season..... | 51 | | Tyler Benson, 2018-19 |
| Most penalty minutes in one season..... | 99 | | Mitch Moroz, 2015-16 |
| Most power-play goals in one season..... | 12 | | Matthew Ford, 2015-16 |
| Most shorthanded goals in one season..... | 4 | | Rob Klinkhammer, 2015-16 |
| Most game-winning goals in one season..... | 8 | | Josh Currie, 2018-19 |
| Most points in one game..... | 4 | | several times; last: Ethan Bear, 3/16/19 vs. ONT (2-2) |
| Most goals in one game..... | 3 | | several times; last: Josh Currie, 4/10/19 vs. TUC |
| Most assists in one game..... | 4 | | Brad Hunt, 10/16/15 at SD Brad Hunt, 12/5/15 at SJ |

Goaltenders

| | | | |
|--|-------|-------|--|
| Most appearances in one season..... | 42 | | Shane Starrett, 2018-19 |
| Most minutes played in one season..... | 2,448 | | Shane Starrett, 2018-19 |
| Most wins in one season..... | 27 | | Shane Starrett, 2018-19 |
| Most losses in one season..... | 12 | | Nick Ellis, 2016-17 |
| Most OT/shootout losses in one season..... | 5 | | Laurent Brossoit, 2015-16 Shane Starrett, 2018-19 |
| Most shutouts in one season..... | 4 | | Shane Starrett, 2018-19 |
| Lowest GAA in one season (min. 25 gms.)..... | 2.33 | | Shane Starrett, 2018-19 |
| Highest save percentage in one season (min. 25 gms.)..... | .920 | | Laurent Brossoit, 2015-16 |

All-Time Regular Season Points Leaders

| | Name | GP | G | A | PTS | Seasons |
|----|-----------------|-----|----|----|-----|---------|
| 1 | Josh Currie | 241 | 79 | 68 | 147 | 2015-19 |
| 2 | Joey LaLeggia | 198 | 43 | 65 | 108 | 2015-18 |
| 3 | Ryan Hamilton | 150 | 43 | 47 | 90 | 2015-18 |
| 4 | Patrick Russell | 187 | 40 | 44 | 84 | 2016-19 |
| 5 | Joe Gambardella | 106 | 43 | 27 | 70 | 2016-19 |
| 6 | Tyler Benson | 73 | 15 | 54 | 69 | 2017-19 |
| 7 | Cooper Marody | 61 | 20 | 47 | 67 | 2017-19 |
| 8 | Brad Malone | 99 | 21 | 37 | 58 | 2017-19 |
| 9 | Jordan Oesterle | 88 | 11 | 46 | 57 | 2015-17 |
| 10 | Anton Lander | 42 | 25 | 30 | 55 | 2016-17 |

All-Time Regular Season Goaltending Leaders (Wins)

| | Name | GP | W | L | OT/SOL | GAA | SV% | SO | Seasons |
|---|------------------|----|----|----|--------|------|------|----|---------|
| 1 | Laurent Brossoit | 81 | 42 | 27 | 10 | 2.67 | .915 | 5 | 2015-18 |
| 2 | Shane Starrett | 45 | 28 | 9 | 5 | 2.41 | .916 | 4 | 2017-19 |
| 3 | Nick Ellis | 56 | 25 | 22 | 4 | 2.91 | .910 | 2 | 2016-18 |
| 4 | Jonas Gustavsson | 20 | 8 | 9 | 1 | 2.42 | .917 | 1 | 2016-17 |
| 5 | Dylan Wells | 12 | 6 | 6 | 0 | 2.84 | .909 | 1 | 2018-19 |
| | Eddie Pasquale | 16 | 6 | 5 | 4 | 2.60 | .910 | 1 | 2017-18 |
| | Eetu Laurikainen | 18 | 6 | 10 | 2 | 3.42 | .907 | 1 | 2015-16 |



Caleb Jones

Caleb Jones took a step forward in 2018-19, posting a career-best 29 points (six goals, 23 assists) in 50 games with the Condors while improving his plus/minus rating from -25 as a rookie to +16 last season. Jones also played 17 games for Edmonton during his first NHL recall and scored his first NHL goal on Dec. 29, 2018, against San Jose.

History of Team Captains

2015-18 Ryan Hamilton
2018-19 Keegan Lowe



Playoff Facts

| | |
|--|----|
| Number participated in: | 1 |
| Number of individual series won: | 1 |
| Number of individual series lost: | 1 |
| Total number of playoff games played: | 10 |
| Games won: | 5 |
| Games lost: | 5 |
| Number of overtime games: | 3 |
| Overtime games won: | 2 |
| Overtime games lost: | 1 |
| Number of games opponents shut out: | 0 |
| Number of games shut out by opponents: | 0 |
| Calder Cup Championships: | 0 |
| Losing Finalist: | 0 |

All-Time Playoff Points Leaders

| | Player | GP | G | A | PTS | Seasons |
|----|-------------------------|----|---|---|-----|---------|
| 1 | Brad Malone | 10 | 5 | 8 | 13 | 2018-19 |
| 2 | Joe Gambardella | 10 | 6 | 4 | 10 | 2018-19 |
| 3 | Evan Bouchard | 8 | 3 | 5 | 8 | 2018-19 |
| 4 | Patrick Russell | 10 | 2 | 5 | 7 | 2018-19 |
| | Tyler Benson | 10 | 1 | 6 | 7 | 2018-19 |
| 6 | Keegan Lowe | 10 | 1 | 5 | 6 | 2018-19 |
| 7 | Ethan Bear | 8 | 2 | 2 | 4 | 2018-19 |
| | William Lagesson | 10 | 2 | 2 | 4 | 2018-19 |
| | Josh Currie | 10 | 1 | 3 | 4 | 2018-19 |
| 10 | several players tied at | | | | 3 | |

All-Time Playoff Individual Player Records

Players

| | | |
|------------------------------------|----|-------------------------------------|
| Most points in one playoff | 13 | Brad Malone, 2019 |
| Most points in one playoff game | 5 | Joe Gambardella, 5/8/19 at SD (3-2) |
| Most goals in one playoff | 6 | Joe Gambardella, 2019 |
| Most goals in one playoff game | 3 | Joe Gambardella, 5/8/19 at SD |
| Most assists in one playoff | 8 | Brad Malone, 2019 |
| Most assists in one playoff game | 3 | Brad Malone, 5/8/19 at SD |
| Most playoff games played all-time | 10 | several players tied |

Goaltenders

| | | |
|--|------|----------------------|
| Most playoff appearances all-time | 8 | Shane Starrett |
| Most wins in one playoff | 3 | Shane Starrett, 2019 |
| Most losses in one playoff | 3 | Shane Starrett, 2019 |
| Most shutouts in one playoff | 0 | |
| Lowest GAA in one playoff (min. 5 gms.) | 2.89 | Shane Starrett, 2019 |
| Highest save percentage in one playoff (min. 5 gms.) | .889 | Shane Starrett, 2019 |

All-Time Playoff Results


| Year | Round | Opponent | Result | GF | GA |
|------|-------|-----------|--------|----|----|
| 2019 | DF | San Diego | L, 2-4 | 16 | 24 |
| | DSF | Colorado | W, 3-1 | 14 | 10 |
| 2018 | DNQ | | | | |
| 2017 | DNQ | | | | |
| 2016 | DNQ | | | | |



Mechanics Bank Arena

Mechanics Bank Arena, Theater and Convention Center is Bakersfield's home for live entertainment. Home of the Condors since 1998, the facility hosts concerts, family shows, community activities and many other events throughout the year. The complex is owned by the City of Bakersfield and managed by AEG.





BELLEVILLE SENATORS



Pierre Dorion
General Manager



Rob Mallowney
Chief Operating Officer



Troy Mann
Head Coach



Ottawa Senators
NHL Affiliate

Personnel

| | |
|---|-------------------|
| President/Governor | Eugene Melnyk |
| General Manager | Pierre Dorion |
| Assistant General Manager | Peter MacTavish |
| Manager, Hockey Operations | Sean McCauley |
| Chief Operating Officer/Alternate Governor | Rob Mallowney |
| Head Coach | Troy Mann |
| Assistant Coach | David Bell |
| Assistant Coach | Colin Chaulk |
| Player Development Coach | Shean Donovan |
| Player Development Coach | Jesse Winchester |
| Player Development Coach | Clarke MacArthur |
| Video Coach | Fred Lemay |
| Strength and Conditioning Coach | Jeremy Benoit |
| Goaltending Development Consultant | Kory Cooper |
| Athletic Therapist | Craig Belfer |
| Equipment Manager | Matt Mitchell |
| Assistant Equipment Manager | Michael Boyes |
| Senior Director, Finance & Operations | Darren Murphy |
| Director, Fan Experience | Michael Carlesimo |
| Senior Manager, Business Development | Matthew Heidstra |
| Manager, Marketing | Breanne Matthews |
| Manager, Events | Cody Hall |
| Manager, Ticket Sales & Services | Michael Weese |
| Senior Coordinator, Communications | Matt Tidcombe |
| Senior Coordinator, Hockey Operations | Ben Goodman |
| Senior Account Executive, Ticket Sales and Services | Shane Penney |
| Account Executive, Ticket Sales and Services | Rob Somerville |
| Account Executive, Ticket Sales and Services | Josh Furnidge |
| Coordinator, Business Operations | Hannah Cowell |
| Coordinator, Community & Partnership Relations | Hailey Noronha |

Team Information

| | |
|------------------------------|---|
| Club Colors | Red, Black, White |
| Home Arena | CAA Arena |
| Seating Capacity | 4,365 |
| Ticket Prices | \$19.50, \$20.50, \$21.50, \$24.50, \$25.50, \$27.50, \$28.50 |
| Attendance Records | Game: 4,389 vs. Toronto, 1/26/19 |
| | Season: 137,102 – 2017-18 |
| | Average: 3,608 – 2017-18 |
| Press Box Location | Above Section 303 |
| Flagship Radio Station | 800 CJBQ-AM |
| Time Zone | Eastern |

Belleville Senators
265 Cannifton Road
Belleville, ON K8N 4V8
Phone: (613) 967-8067



Media Directory

Newspaper/Wire

Belleville Intelligencer • Phone (613) 962-9171 • www.intelligencer.ca • @TheIntell
 Quinte News • www.quintenews.com • @QuinteNews
 Canadian Press • Phone (613) 236-4122 • www.thecanadianpress.com • @CdnPress

Radio

800 CJBQ-AM • Phone (613) 969-5555 • www.cjbq.com
 100 Cool FM • Phone (613) 966-0955 • www.cool100.ca
 95.5 Hits FM • Phone (613) 966-0955 • www.955hitsfm.ca
 Mix 97 • Phone (613) 969-5555 • www.mix97.com
 Rock 107 • Phone (613) 969-5555 • www.rock107.ca



Belleville Senators

Season Results

| Season | Aff | Head Coach | GP | W | L | T | OTL | SOL | PTS | GF | GA | Finish | Playoff Result (W-L Record) |
|---------|-----|-------------------|-----|----|----|----|-----|-----|-----|-----|-----|------------|-----------------------------|
| 2017-18 | OTT | Kurt Kleinendorst | 76 | 29 | 42 | -- | 2 | 3 | 63 | 194 | 266 | 6th, North | Did not qualify |
| 2018-19 | OTT | Troy Mann | 76 | 37 | 31 | -- | 3 | 5 | 82 | 228 | 228 | 5th, North | Did not qualify |
| TOTALS | | | 152 | 66 | 73 | -- | 5 | 8 | 145 | 422 | 494 | | |

...In The System

- Erik Brannstrom (D), 5-10, 173 lbs., shoots left. Born 9/2/99, Eksjo, Sweden
Last year's teams: Chicago/Belleville (AHL) 50gp, 7+25=32pts... Ottawa (NHL) 2gp, 0+0=0pts.
- Logan Brown (F), 6-6, 223 lbs., shoots left. Born 3/5/98, Raleigh, N.C.
Last year's teams: Belleville (AHL) 56gp, 14+28=42pts... Ottawa (NHL) 2gp, 0+0=0pts.
- Joey Daccord (G), 6-2, 197 lbs., catches left. Born 8/19/96, Boston, Mass.
Last year's teams: Arizona State (NCAA) 34gp, 21-12-1, 2.36gaa, .926sv%... Ottawa (NHL) 1gp, 0-1-0, 5.00gaa, .875sv%
- Parker Kelly (F), 6-0, 182 lbs., shoots left. Born 5/14/99, Camrose, Alta.
Last year's team: Prince Albert (WHL) 64gp, 35+32=67pts.
- Josh Norris (F), 6-1, 192 lbs., shoots left. Born 5/5/99, Oxford, Mich.
Last year's team: U. of Michigan (NCAA) 17gp, 10+9=19pts.



Marcus Hogberg

Marcus Hogberg was the Senators' team MVP in 2018-19 after posting a 2.32 goals-against average and a .917 save percentage in 39 appearances. A third-round pick by Ottawa in 2013, Hogberg also made his NHL debut last season, making four appearances with the parent Sens.

DID YOU KNOW?

In the two years that Ottawa and Belleville have been affiliated, more than 30 players have played for both clubs.

2019-20 Schedule (All Times Local)

| Day | Date | Time | Opponent | Day | Date | Time | Opponent |
|-----|----------|---------|-----------------|-----|---------|---------|----------------|
| Sat | 10/5/19 | 4:00 PM | @ Toronto | Mon | 1/13/20 | 7:00 PM | @ Manitoba |
| Fri | 10/11/19 | 7:00 PM | Binghamton | Wed | 1/15/20 | 7:00 PM | @ Manitoba |
| Sat | 10/12/19 | 7:00 PM | Binghamton | Sat | 1/18/20 | 7:00 PM | @ Grand Rapids |
| Fri | 10/18/19 | 7:00 PM | Hershey | Mon | 1/20/20 | 1:00 PM | @ Rockford |
| Sat | 10/19/19 | 7:00 PM | Providence | Tue | 1/21/20 | 7:00 PM | @ Milwaukee |
| Wed | 10/23/19 | 7:00 PM | Laval | Fri | 1/24/20 | 7:00 PM | @ Utica |
| Sat | 10/26/19 | 7:05 PM | @ Springfield | Sat | 1/25/20 | 7:00 PM | Utica |
| Sun | 10/27/19 | 3:05 PM | @ Providence | Fri | 1/31/20 | 7:30 PM | @ Laval |
| Fri | 11/1/19 | 7:00 PM | Toronto | Sat | 2/1/20 | 7:00 PM | @ Laval |
| Sat | 11/2/19 | 7:00 PM | Hartford | Tue | 2/4/20 | 7:00 PM | @ Toronto |
| Fri | 11/8/19 | 7:00 PM | @ Syracuse | Fri | 2/7/20 | 7:00 PM | Toronto |
| Sat | 11/9/19 | 7:30 PM | @ Hartford | Sat | 2/8/20 | 7:00 PM | Laval |
| Sun | 11/10/19 | 3:00 PM | @ Bridgeport | Fri | 2/14/20 | 7:00 PM | Toronto |
| Wed | 11/13/19 | 7:00 PM | @ Laval | Sat | 2/15/20 | 4:00 PM | @ Toronto |
| Fri | 11/15/19 | 7:00 PM | Bridgeport | Mon | 2/17/20 | 2:00 PM | Syracuse |
| Sat | 11/16/19 | 7:00 PM | Milwaukee | Wed | 2/19/20 | 7:05 PM | @ Rochester |
| Wed | 11/20/19 | 7:00 PM | Manitoba | Fri | 2/21/20 | 7:00 PM | Utica |
| Fri | 11/22/19 | 7:05 PM | @ Binghamton | Sat | 2/22/20 | 7:00 PM | Manitoba |
| Sat | 11/23/19 | 7:05 PM | @ Lehigh Valley | Wed | 2/26/20 | 7:00 PM | Laval |
| Wed | 11/27/19 | 7:00 PM | Laval | Fri | 2/28/20 | 7:00 PM | @ Cleveland |
| Fri | 11/29/19 | 7:05 PM | @ Binghamton | Sat | 2/29/20 | 1:00 PM | @ Cleveland |
| Sat | 11/30/19 | 7:00 PM | @ Hershey | Wed | 3/4/20 | 7:00 PM | Toronto |
| Fri | 12/6/19 | 7:00 PM | Cleveland | Fri | 3/6/20 | 7:00 PM | Rochester |
| Sat | 12/7/19 | 7:00 PM | Cleveland | Sat | 3/7/20 | 7:00 PM | Rochester |
| Fri | 12/13/19 | 7:00 PM | Rockford | Wed | 3/11/20 | 7:00 PM | @ Laval |
| Sat | 12/14/19 | 4:00 PM | @ Toronto | Fri | 3/13/20 | 7:00 PM | @ Utica |
| Wed | 12/18/19 | 7:00 PM | Utica | Sat | 3/14/20 | 7:00 PM | @ Syracuse |
| Fri | 12/20/19 | 7:00 PM | @ Syracuse | Fri | 3/20/20 | 7:00 PM | Grand Rapids |
| Sat | 12/21/19 | 7:00 PM | Toronto | Sat | 3/21/20 | 4:00 PM | @ Toronto |
| Thu | 12/26/19 | 3:00 PM | @ Toronto (SBA) | Wed | 3/25/20 | 7:00 PM | Binghamton |
| Fri | 12/27/19 | 7:05 PM | @ Rochester | Fri | 3/27/20 | 7:30 PM | @ Laval |
| Sat | 12/28/19 | 7:00 PM | Syracuse | Sat | 3/28/20 | 7:00 PM | Syracuse |
| Tue | 12/31/19 | 3:00 PM | Laval | Wed | 4/1/20 | 7:00 PM | Springfield |
| Fri | 1/3/20 | 7:00 PM | Rochester | Fri | 4/3/20 | 7:00 PM | @ Utica |
| Sat | 1/4/20 | 7:00 PM | Lehigh Valley | Sat | 4/4/20 | 7:05 PM | @ Binghamton |
| Wed | 1/8/20 | 7:00 PM | Utica | Wed | 4/8/20 | 7:00 PM | Toronto |
| Fri | 1/10/20 | 7:05 PM | @ Rochester | Fri | 4/10/20 | 7:30 PM | @ Laval |
| Sat | 1/11/20 | 7:00 PM | @ Utica | Sat | 4/11/20 | 7:00 PM | Laval |

(SBA) at Scotiabank Arena



Jack Rodewald

Belleville's leading goal-scorer last season (23), Jack Rodewald has excelled in his two years with the Senators, totaling 37 goals and 35 assists for 72 points in 121 games. He has also skated in 10 NHL games with Ottawa, including six last year.



All-Time Regular Season Team Records

| | |
|---|---|
| Division championships (regular season)..... | 0 |
| Overall regular season point championships..... | 0 |
| Most points in one season..... | 82 2018-19 |
| Fewest points in one season..... | 63 2017-18 |
| Most wins in one season..... | 37 2018-19 |
| Fewest wins in one season..... | 29 2017-18 |
| Most losses in one season (L+OTL)..... | 44 2017-18 |
| Fewest losses in one season (L+OTL)..... | 34 2018-19 |
| Most shootout losses in one season..... | 5 2018-19 |
| Fewest shootout losses in one season..... | 3 2017-18 |
| Most goals scored in one season..... | 228 2018-19 |
| Fewest goals scored in one season..... | 194 2017-18 |
| Most goals allowed in one season..... | 266 2017-18 |
| Fewest goals allowed in one season..... | 228 2018-19 |
| Most penalty minutes in one season..... | 1,249 2017-18 |
| Fewest penalty minutes in one season..... | 870 2018-19 |
| Longest winning streak overall..... | 5 games 2/5/19-2/13/19 |
| Longest winning streak at home..... | 4 games 12/17/18-12/29/18 |
| Longest winning streak away..... | 5 games 2/5/19-2/23/19 |
| Longest points streak overall..... | 17 games 1/19/19-3/2/19 (12-0-1-4) |
| Longest points streak at home..... | 14 games 1/9/19-3/27/19 (10-0-1-3) |
| Longest points streak away..... | 8 games 1/19/19-2/23/19 (6-0-0-2) |
| Longest losing streak (L+OTL) overall..... | 5 games 2/17/18-2/27/18 (0-5-0-0) |
| Longest losing streak (L+OTL) at home..... | 7 games 2/17/18-3/16/18 (0-7-0-0) |
| Longest losing streak (L+OTL) away..... | 7 games 11/21/18-12/15/18 (0-5-2-0) |
| Longest winless streak overall..... | 5 games 2/17/18-2/27/18 (0-5-0-0) |
| Longest winless streak at home..... | 7 games 2/17/18-3/16/18 (0-7-0-0) |
| Longest winless streak away..... | 7 games 11/21/18-12/15/18 (0-5-2-0) |

All-Time Regular Season Individual Player Records
Players

| | | |
|--|----------|---|
| Most points in one season..... | 62..... | Drake Batherson, 2018-19 |
| Most goals in one season..... | 23..... | Jack Rodewald, 2018-19 |
| Most assists in one season..... | 40..... | Drake Batherson, 2018-19 |
| Most penalty minutes in one season..... | 108..... | Patrick Sieloff, 2017-18 |
| Most power-play goals in one season..... | 10..... | Jack Rodewald, 2018-19 |
| Most shorthanded goals in one season..... | 3..... | Jack Rodewald, 2018-19 |
| Most game-winning goals in one season..... | 5..... | Logan Brown, 2018-19 Filip Chlapik, 2018-19 |
| Most points in one game..... | 6..... | Drake Batherson, 11/9/18 vs. TOR (1-5) |
| Most goals in one game..... | 3..... | Jordan Murray, 11/11/17 vs. ROC Ben Sexton, 2/19/18 vs. UTI Nick Paul, 2/24/18 vs. LAV Ville Pokka, 3/25/18 vs. LAV Drake Batherson, 2/9/19 vs. LAV |
| Most assists in one game..... | 5..... | Drake Batherson, 11/9/18 vs. TOR |

Goaltenders

| | | |
|--|------------|---------------------------|
| Most appearances in one season..... | 39..... | Marcus Hogberg, 2018-19 |
| Most minutes played in one season..... | 2,304..... | Marcus Hogberg, 2018-19 |
| Most wins in one season..... | 21..... | Marcus Hogberg, 2018-19 |
| Most losses in one season..... | 16..... | Filip Gustavsson, 2018-19 |
| Most OT/shootout losses in one season..... | 6..... | Marcus Hogberg, 2018-19 |
| Most shutouts in one season..... | 2..... | Marcus Hogberg, 2018-19 |
| Lowest GAA in one season (min. 25 gms.)..... | 2.32..... | Marcus Hogberg, 2018-19 |
| Highest save percentage in one season (min. 25 gms.)..... | .917..... | Marcus Hogberg, 2018-19 |

All-Time Regular Season Points Leaders

| Name | GP | G | A | PTS | Seasons |
|--------------------|-----|----|----|-----|---------|
| 1 Jack Rodewald | 121 | 37 | 35 | 72 | 2017-19 |
| 2 Nick Paul | 97 | 30 | 36 | 66 | 2017-19 |
| Filip Chlapik | 109 | 27 | 39 | 66 | 2017-19 |
| 4 Drake Batherson | 59 | 22 | 40 | 62 | 2018-19 |
| 5 Jordan Murray | 112 | 17 | 32 | 49 | 2017-19 |
| 6 Logan Brown | 56 | 14 | 28 | 42 | 2018-19 |
| 7 Max McCormick | 69 | 15 | 24 | 39 | 2017-19 |
| 8 Erik Burgdoerfer | 130 | 10 | 25 | 35 | 2017-19 |
| 9 Gabriel Gagne | 101 | 24 | 10 | 34 | 2017-19 |
| 10 Jim O'Brien | 71 | 14 | 18 | 32 | 2017-19 |
| Adam Tambellini | 72 | 13 | 19 | 32 | 2018-19 |

All-Time Regular Season Goaltending Leaders (Wins)

| Name | GP | W | L | OT/SOL | GAA | SV% | SO | Seasons |
|--------------------|----|----|----|--------|------|------|----|---------|
| 1 Marcus Hogberg | 57 | 27 | 23 | 6 | 2.60 | .911 | 3 | 2017-19 |
| 2 Filip Gustavsson | 38 | 14 | 20 | 2 | 3.31 | .892 | 0 | 2017-19 |
| 3 Danny Taylor | 32 | 11 | 15 | 3 | 3.15 | .900 | 1 | 2017-18 |
| 4 Andrew Hammond | 18 | 8 | 6 | 2 | 3.34 | .900 | 0 | 2017-18 |
| 5 Mike McKenna | 6 | 3 | 3 | 0 | 2.72 | .914 | 0 | 2018-19 |



Cody Goloubef

A veteran of more than 300 AHL games and a 2018 Olympian, defenseman Cody Goloubef came to the Senators in a mid-season trade with Boston last year and notched 12 points and a plus-15 rating in 30 games with Belleville. Goloubef re-signed with the organization in the offseason.

History of Team Captains

| | |
|---------|------------------|
| 2017-18 | Mike Blunden |
| 2018-19 | Erik Burgdoerfer |

BELLEVILLE
SENATORS™





Jordan Murray

Jordan Murray has been a force from the blue line in his two seasons with Belleville, where his 49 points are the most by any Senators defenseman. Murray notched nine goals and 17 assists in 54 contests in 2018-19.



Erik Brannstrom

The 15th overall pick in the 2017 NHL Draft, Erik Brannstrom joined the Senators following a February trade with Vegas and collected four assists in nine games with Belleville. Brannstrom's rookie season also included captaining the Swedish team at the World Junior Championship, earning a trip to the AHL All-Star Classic, and making his NHL debut with Ottawa.

All-Time Playoff Results

| Year | Round | Opponent | Result | GF | GA |
|------|-------|----------|--------|----|----|
| 2019 | DNQ | | | | |
| 2018 | DNQ | | | | |



CAA Arena

Located within the Quinte Sports and Wellness Centre, CAA Arena will operate as part of the premier recreational facility in the region. The newly renovated 4,400-seat building is home to the Senators as well as a number of regional minor hockey teams and tournaments, alternative sporting competitions, trade shows, concerts and special events.

EASTERN CONFERENCE, NORTH DIVISION – 14TH SEASON (3RD IN BINGHAMTON)

www.binghamtondevils.com  /bingdevils  @bingdevils  bingdevils



BINGHAMTON DEVILS



Ray Shero

General Manager, New Jersey Devils



Tom Fitzgerald

General Manager, Binghamton Devils



Mark Dennehy

Head Coach



New Jersey Devils

NHL Affiliate

Personnel

Chief Executive Officer, New Jersey Devils and Prudential Center.....Scott O'Neil
 President, New Jersey Devils and Prudential Center.....Hugh Weber
 Executive Vice President and General Manager, New Jersey Devils Ray Shero
 General Manager Tom Fitzgerald
 Executive Vice President of Operations.....Tom Mitchell
 Head Coach Mark Dennehy
 Assistant Coach Sergei Brylin
 Assistant Coach Ryan Parent
 Video Coach Ian Greenwald
 Athletic Trainer.....Scott Stanhibel
 Head Equipment Manager Brian Sersch
 Equipment Manager Chris Murphy
 Strength and Conditioning Coach Stephen Volek
 Assistant Athletic Trainer/Strength & Conditioning Coach Jon Williams
 Director of Ticket Sales Matthew Turner
 Director of Corporate Partnerships..... Michael Karpowich
 Accounting Assistant and Team Services/
 Ticket Operations Manager Kara Kellett-Williams
 Director of Broadcasting/Media Relations.....Rob Lippolis
 Manager of Media/Social Media and Community Relations Addie Sejan
 Director of Video Operations Josh Williams
 Director of Game Night Operations.....Connor Gates
 Ticket Operations and Service Coordinator Nicole Comple
 Group Sales Manager John Reilly
 Marketing Manager..... Tyler Sgrignoli

Merchandise Manager/
 Corporate Partnership Representative..... Eric Chamberland
 Finance Coordinator Carolyn Cook
 Ticketing and Customer Service Representative Robert Hess
 Outside Sales Account Executive Justin Karpowich
 Account Executive Tyler Fellows
 Jr. Account Executive.....Zach Egan
 College Sales Specialist/Community Relations Assistant Tim Sullivan

Team Information

Club Colors Red, Black and White
 Home Arena Floyd L. Maines Veterans Memorial Arena
 Seating Capacity.....4,893
 Ticket Prices..... \$23, \$21.50, \$19.50, \$18.50 (add \$2 day of game)
 Attendance Records (Binghamton)..... Game: 4,897, several times;
 last: vs. Hartford, 4/14/18
 Season: 148,031 – 2017-18
 Average: 3,896 – 2017-18
 Press Box Location Above Sections 14-15
 Flagship Radio Station U.S. Country 96.9 FM, 680 AM, iHeartRadio App
 Time Zone Eastern

Binghamton Devils
 1 Stuart Street, 3rd floor
 Binghamton, NY 13901
 Phone: (607) 722-7367

Media Directory

Newspaper/Wire

Binghamton Press & Sun-Bulletin • Phone (607) 798-1191 • Contact: Rob Centorani • www.pressconnects.com • @pressconnects
 Associated Press • Phone (315) 471-6471 • www.ap.org • @AP

Television

WBNG-TV 12 (CBS) • Phone (607) 729-9575 • Contact: Nicole Menner • www.wbng.com • @WBNG12News
 WICZ-TV 40 (Fox) • Phone (607) 798-0070 • Contact: Austin Tanner • www.wicz.com • @WICZTV
 WIVT-TV 34 (ABC/NBC) • Phone (607) 771-3434 • Contact: Jim Ehmke • www.binghamtonhomepage.com • @NewsChannel34
 Spectrum News • Phone (315) 634-2999 • Contact: Mark Larson • spectrumlocalnews.com/nys/binghamton • @SpecNewsCNY

Radio

iHeartRadio • WKGB-FM 92.5, WMXW-FM 103.3, WBNW-FM 105.7, WBBI-FM 107.5, WENE-AM 1430, WINR-FM 96.9, WINR-AM 680 • Phone (607) 584-5800
 • Contact: John Cable
 Townsquare Media • WHWK-FM 98.1, WAAL-FM 99.1, WWYL-FM 104.1, WBNF-AM 1290, WYOS-AM 1360 • Phone (607) 772-8400 • Contact: Roger Neel
 WSKG • Phone (607) 729-0100 • Contact: Greg Catlin • www.wskg.org • @WSKG
 Equinox Broadcasting • 100.5 FM, 106.7 FM, 104.5 FM, 107.1 FM, 92.9 FM • Phone (607) 772-1005 • Contact: Steve Shimer • @EquinoxBroadcasting
 GM Broadcasting • 101.7 FM, 102.5 FM • Phone (607) 748-9131 • Contact: Steve Gilinsky
 Radigan Broadcasting • 98.5 FM, 101.3 FM, 105.1 FM, 107.9 FM • Phone (607) 687-9933 • Contact: Dave Radigan • @weboradio
 CDO Broadcasting • 1490 AM, 100.9 FM • Phone (607) 563-3588 • Contact: Nate Lull (@NateLull)



Season Results

| Season | Aff | Head Coach | GP | W | L | T | OTL | SOL | PTS | GF | GA | Finish | Playoff Result (W-L Record) |
|---------|-----|-------------------|-------|-----|-----|----|-----|-----|-------|-------|-------|---------------------|-------------------------------------|
| 2006-07 | NJ | Kurt Kleinendorst | 80 | 38 | 30 | -- | 6 | 6 | 88 | 212 | 220 | 5th, Atlantic | Did not qualify |
| 2007-08 | NJ | Kurt Kleinendorst | 80 | 25 | 43 | -- | 7 | 5 | 62 | 183 | 270 | 7th, Atlantic | Did not qualify |
| 2008-09 | NJ | Kurt Kleinendorst | 80 | 35 | 36 | -- | 2 | 7 | 79 | 213 | 243 | 6th, Atlantic | Did not qualify |
| 2009-10 | NJ | John MacLean | 80 | 39 | 31 | -- | 4 | 6 | 88 | 239 | 232 | 4th, Atlantic | Lost Division Semifinals (1-4) |
| 2010-11 | NJ | Rick Kowalsky | 80 | 32 | 42 | -- | 1 | 5 | 70 | 217 | 283 | 8th, East | Did not qualify |
| 2011-12 | NJ | Rick Kowalsky | 76 | 31 | 34 | -- | 6 | 5 | 73 | 190 | 226 | 5th, Northeast (14) | Did not qualify |
| 2012-13 | NJ | Rick Kowalsky | 76 | 31 | 32 | -- | 1 | 12 | 75 | 193 | 225 | 4th, Northeast (12) | Did not qualify |
| 2013-14 | NJ | Rick Kowalsky | 76 | 40 | 23 | -- | 5 | 8 | 93 | 220 | 193 | 2nd, Northeast (5) | Lost Conference Quarterfinals (1-3) |
| 2014-15 | NJ | Rick Kowalsky | 76 | 37 | 28 | -- | 5 | 6 | 85 | 199 | 201 | 4th, Northeast (10) | Did not qualify |
| 2015-16 | NJ | Rick Kowalsky | 76 | 46 | 20 | -- | 8 | 2 | 102 | 212 | 167 | 2nd, North | Lost Division Finals (6-5) |
| 2016-17 | NJ | Rick Kowalsky | 76 | 39 | 32 | -- | 2 | 3 | 83 | 204 | 206 | 3rd, North | Lost Division Semifinals (1-3) |
| 2017-18 | NJ | Rick Kowalsky | 76 | 25 | 38 | -- | 9 | 4 | 63 | 193 | 247 | 5th, North | Did not qualify |
| 2018-19 | NJ | Mark Dennehy | 76 | 28 | 41 | -- | 7 | 0 | 63 | 201 | 278 | 8th, North | Did not qualify |
| TOTALS | | | 1,008 | 446 | 430 | -- | 63 | 69 | 1,024 | 2,676 | 2,991 | | |

NOTE: Team based in Lowell from 2006-10... Team based in Albany from 2010-17

...In The System

- **Joey Anderson (F)**, 5-11, 190 lbs., shoots right. Born 6/19/98, Roseville, Minn.
Last year's teams: Binghamton (AHL) 13gp, 2+4=6pts... New Jersey (NHL) 34gp, 4+3=7pts.
- **Jeremy Groleau (D)**, 6-3, 201 lbs., shoots left. Born 10/25/99, St-Nicolas, Que.
Last year's teams: Chicoutimi (QMJHL) 57gp, 8+15=23pts... Binghamton (AHL) 5gp, 1+1=2pts.
- **Michael McLeod (F)**, 6-2, 187 lbs., shoots right. Born 2/3/98, Mississauga, Ont.
Last year's teams: Binghamton (AHL) 55gp, 6+27=33pts... New Jersey (NHL) 21p, 0+3=3pts.
- **Gilles Senn (G)**, 6-5, 192 lbs., catches left. Born 3/1/96, Visp, Switzerland
Last year's team: HC Davos (Switz.) 20gp, 4-15-0, 3.19gaa, .901sv%
- **Fabian Zetterlund (F)**, 5-11, 198 lbs., shoots right. Born 8/25/99, Karlstad, Sweden
Last year's team: Farjestad BK (Swe.) 16gp, 2+2=4pts.



Michael McLeod

In his rookie season in 2018-19, Michael McLeod led Binghamton in assists with 27 and finished with 33 points in 55 AHL games. The 2016 first-round draft pick (12th overall) also skated in 21 NHL games with New Jersey, collecting three assists.

2019-20 Schedule (All Times Local)

| Day | Date | Time | Opponent | Day | Date | Time | Opponent |
|-----|----------|---------|-----------------|-----|---------|----------|-----------------|
| Sat | 10/5/19 | 7:05 PM | Utica | Fri | 1/17/20 | 7:05 PM | @ Lehigh Valley |
| Fri | 10/11/19 | 7:00 PM | @ Belleville | Sat | 1/18/20 | 7:05 PM | Syracuse |
| Sat | 10/12/19 | 7:00 PM | @ Belleville | Wed | 1/22/20 | 7:00 PM | @ Utica |
| Wed | 10/16/19 | 7:05 PM | @ W-B/Scranton | Fri | 1/24/20 | 7:00 PM | @ Syracuse |
| Fri | 10/18/19 | 7:05 PM | @ Lehigh Valley | Sat | 1/25/20 | 7:05 PM | Laval |
| Sat | 10/19/19 | 7:05 PM | Hartford | Fri | 1/31/20 | 7:05 PM | Providence |
| Wed | 10/23/19 | 7:05 PM | W-B/Scranton | Sat | 2/1/20 | 7:05 PM | Rochester |
| Fri | 10/25/19 | 7:00 PM | @ Utica | Wed | 2/5/20 | 7:05 PM | @ W-B/Scranton |
| Sat | 10/26/19 | 7:05 PM | Toronto | Fri | 2/7/20 | 7:00 PM | @ Cleveland |
| Wed | 10/30/19 | 7:00 PM | @ Utica | Sun | 2/9/20 | 1:00 PM | @ Cleveland |
| Fri | 11/1/19 | 7:05 PM | @ Rochester | Wed | 2/12/20 | 7:05 PM | Syracuse |
| Sat | 11/2/19 | 7:00 PM | @ Syracuse | Fri | 2/14/20 | 7:05 PM | Hershey |
| Wed | 11/6/19 | 7:05 PM | Utica | Sat | 2/15/20 | 7:00 PM | @ Hershey |
| Fri | 11/8/19 | 7:05 PM | @ Rochester | Mon | 2/17/20 | 3:00 PM | @ Toronto (SBA) |
| Sat | 11/9/19 | 7:05 PM | Utica | Wed | 2/19/20 | 11:00 AM | @ Toronto |
| Fri | 11/15/19 | 7:05 PM | Lehigh Valley | Fri | 2/21/20 | 7:05 PM | Charlotte |
| Sat | 11/16/19 | 7:05 PM | Springfield | Sat | 2/22/20 | 7:05 PM | Charlotte |
| Wed | 11/20/19 | 7:00 PM | @ Utica | Fri | 2/28/20 | 7:05 PM | Hartford |
| Fri | 11/22/19 | 7:05 PM | Belleville | Sat | 2/29/20 | 4:05 PM | Toronto |
| Sat | 11/23/19 | 7:05 PM | Rochester | Sun | 3/1/20 | 5:00 PM | @ Bridgeport |
| Fri | 11/29/19 | 7:05 PM | Belleville | Fri | 3/6/20 | 7:05 PM | W-B/Scranton |
| Sat | 11/30/19 | 7:05 PM | Syracuse | Sat | 3/7/20 | 4:05 PM | Lehigh Valley |
| Fri | 12/6/19 | 7:05 PM | @ Providence | Sun | 3/8/20 | 3:05 PM | @ W-B/Scranton |
| Sat | 12/7/19 | 7:30 PM | @ Hartford | Wed | 3/11/20 | 7:05 PM | @ Rochester |
| Wed | 12/11/19 | 7:00 PM | @ Hartford | Fri | 3/13/20 | 7:30 PM | @ Laval |
| Fri | 12/13/19 | 7:05 PM | @ Springfield | Sat | 3/14/20 | 3:00 PM | @ Laval |
| Sat | 12/14/19 | 7:05 PM | Utica | Wed | 3/18/20 | 7:05 PM | Lehigh Valley |
| Wed | 12/18/19 | 7:05 PM | Rochester | Fri | 3/20/20 | 7:00 PM | @ Syracuse |
| Fri | 12/20/19 | 7:05 PM | @ Rochester | Sat | 3/21/20 | 7:05 PM | Laval |
| Sat | 12/21/19 | 7:00 PM | @ Syracuse | Wed | 3/25/20 | 7:00 PM | @ Belleville |
| Fri | 12/27/19 | 7:00 PM | @ Syracuse | Fri | 3/27/20 | 7:05 PM | W-B/Scranton |
| Sat | 12/28/19 | 7:05 PM | Rochester | Sat | 3/28/20 | 7:00 PM | @ Hershey |
| Tue | 12/31/19 | 6:05 PM | Syracuse | Tue | 3/31/20 | 7:00 PM | @ Charlotte |
| Fri | 1/3/20 | 7:05 PM | Bridgeport | Wed | 4/1/20 | 7:00 PM | @ Charlotte |
| Wed | 1/8/20 | 7:05 PM | @ Rochester | Sat | 4/4/20 | 7:05 PM | Belleville |
| Fri | 1/10/20 | 7:05 PM | Cleveland | Wed | 4/8/20 | 7:05 PM | @ Lehigh Valley |
| Sun | 1/12/20 | 3:05 PM | Syracuse | Fri | 4/10/20 | 7:05 PM | Hershey |
| Wed | 1/15/20 | 7:05 PM | Cleveland | Sat | 4/11/20 | 7:05 PM | Rochester |

(SBA) at Scotiabank Arena

DID YOU KNOW?

Nineteen players played for both the Binghamton Devils and New Jersey Devils in 2018-19.

All-Time Regular Season Team Records

| | |
|---|---|
| Division championships (regular season)..... | 0 |
| Overall regular season point championships..... | 0 |
| Most points in one season..... | 102 2015-16 |
| Fewest points in one season..... | 62 2007-08 |
| Most wins in one season..... | 46 2015-16 |
| Fewest wins in one season..... | 25 2007-08, 2017-18 |
| Most losses in one season (L+OTL)..... | 50 2007-08 |
| Fewest losses in one season (L+OTL)..... | 28 2013-14, 2015-16 |
| Most shootout losses in one season..... | 12 2012-13 |
| Fewest shootout losses in one season..... | 0 2018-19 |
| Most goals scored in one season..... | 239 2009-10 |
| Fewest goals scored in one season..... | 183 2007-08 |
| Most goals allowed in one season..... | 283 2010-11 |
| Fewest goals allowed in one season..... | 167 2015-16 |
| Most penalty minutes in one season..... | 1,927 2010-11 |
| Fewest penalty minutes in one season..... | 1,036 2006-07 |
| Longest winning streak overall..... | 7 games 11/25/15-12/11/15 |
| Longest winning streak at home..... | 11 games 11/25/15-1/13/16 |
| Longest winning streak away..... | 7 games 1/9/10-1/31/10 |
| Longest points streak overall..... | 9 games 3/3/07-3/23/07 (5-0-0-4) 11/23/13-12/21/13 (7-0-2-0) |
| Longest points streak at home..... | 12 games 11/25/15-1/20/16 (11-0-1-0) |
| Longest points streak away..... | 8 games 2/18/07-3/28/07 (6-0-0-2) |
| Longest losing streak (L+OTL) overall..... | 10 games 2/26/19-3/23/19 |
| Longest losing streak (L+OTL) at home..... | 6 games 10/23/10-11/16/10 |
| Longest losing streak (L+OTL) away..... | 8 games 2/26/12-end of season 2/17/19-3/23/19 |
| Longest winless streak overall..... | 12 games 1/9/08-2/9/08 (0-9-2-1) |
| Longest winless streak at home..... | 7 games 1/2/08-2/6/08 (0-4-1-2) |
| Longest winless streak away..... | 10 games 2/26/12-end of season (0-8-0-2) |

All-Time Regular Season Individual Player Records

Players

| | |
|--|--|
| Most points in one season..... | 61 Petr Vrana, 2007-08 |
| Most goals in one season..... | 33 Paul Thompson, 2014-15 |
| Most assists in one season..... | 41 Petr Vrana, 2007-08 |
| Most penalty minutes in one season..... | 334 Pierre-Luc Letourneau-Leblond, 2010-11 |
| Most power-play goals in one season..... | 14 Mike Sisko, 2015-16 |
| Most shorthanded goals in one season..... | 4 Michael Swift, 2010-11 Kevin Rooney, 2016-17 Kevin Rooney, 2017-18 |
| Most game-winning goals in one season..... | 8 Chris Minard, 2006-07 |
| Most points in one game..... | 5 David Clarkson, 1/12/07 vs. PHI (4-1) Matt Halischuk, 10/11/08 vs. WOR (4-1) Bobby Butler, 12/12/12 vs. WBS (4-1) Matt Lorito, 4/15/15 vs. SYR (1-4) |
| Most goals in one game..... | 4 David Clarkson, 1/12/07 vs. PHI Matt Halischuk, 10/11/08 vs. WOR Tim Sestito, 10/17/09 at WOR Chad Wiseman, 3/9/11 vs. BRI Bobby Butler, 12/12/12 vs. WBS Paul Thompson, 10/11/14 vs. ADK |
| Most assists in one game..... | 4 Olivier Magnan, 2/26/08 at MCH Jon DiSalvatore, 10/11/08 vs. WOR Cory Murphy, 12/15/09 vs. SPR Matt Lorito, 4/15/15 vs. SYR Joseph Blandisi, 10/31/15 vs. UTI |

Goaltenders

| | |
|---|---|
| Most appearances in one season..... | 58 Jeff Frazee, 2008-09 |
| Most minutes played in one season..... | 3,407..... Jeff Frazee, 2008-09 |
| Most wins in one season..... | 28 Jeff Frazee, 2008-09 Yann Danis, 2015-16 |
| Most losses in one season..... | 29 Frank Doyle, 2007-08 |
| Most ties/OT/shootout losses in one season..... | 6 Jeff Frazee, 2008-09 Mike McKenna, 2009-10 Keith Kinkaid, 2012-13 Mackenzie Blackwood, 2017-18 |
| Most shutouts in one season..... | 8 Yann Danis, 2015-16 |
| Lowest GAA in one season (min. 25 gms.)..... | 2.22 Yann Danis, 2015-16 |
| Highest save percentage in one season (min. 25 gms.)..... | .921 Mike McKenna, 2009-10 |

All-Time Regular Season Points Leaders

| Name | GP | G | A | PTS | Seasons |
|--------------------|-----|----|-----|-----|--------------|
| 1 Joe Whitney | 277 | 86 | 122 | 208 | 2011-15 |
| 2 Mike Sisko | 304 | 92 | 95 | 187 | 2010-16 |
| 3 Tim Sestito | 310 | 62 | 80 | 142 | 2009-15 |
| 4 Stephen Gionta | 371 | 58 | 82 | 140 | 2006-13 |
| 5 Matt Anderson | 199 | 46 | 83 | 129 | 2010-13 |
| Rod Pelley | 431 | 68 | 61 | 129 | 06-09, 13-17 |
| 7 Nick Lappin | 168 | 67 | 56 | 123 | 2015-19 |
| 8 John Quenneville | 138 | 46 | 73 | 119 | 2016-19 |
| 9 Blake Pietila | 217 | 59 | 59 | 118 | 2015-19 |
| 10 Patrick Davis | 288 | 43 | 72 | 115 | 2006-11 |

All-Time Regular Season Goaltending Leaders (Wins)

| Name | GP | W | L | OT/SOL | GAA | SV% | SO | Seasons |
|-------------------|-----|----|----|--------|------|------|----|---------|
| 1 Jeff Frazee | 187 | 73 | 87 | 16 | 2.71 | .912 | 10 | 2007-13 |
| 2 Keith Kinkaid | 143 | 69 | 52 | 17 | 2.60 | .908 | 10 | 2011-15 |
| 3 Scott Wedgewood | 110 | 51 | 36 | 12 | 2.35 | .908 | 8 | 2012-18 |
| 4 Mike McKenna | 89 | 38 | 37 | 8 | 2.94 | .907 | 4 | 2009-11 |
| 5 Frank Doyle | 97 | 34 | 53 | 8 | 2.80 | .923 | 2 | 2006-08 |



Colton White

Defenseman Colton White improved from nine points in 47 games with Binghamton as a rookie in 2017-18 to recording 30 points in 71 games last season, leading all Devils defensemen with 23 assists. White also made his NHL debut with New Jersey, appearing in three contests.

History of Team Captains

| | |
|---------|---------------------------|
| 2006-07 | Alex Brooks, Dan McGillis |
| 2007-08 | Stephen Gionta |
| 2008-09 | Jay Leach, Pascal Rheaume |
| 2009-12 | Stephen Gionta |
| 2012-13 | Jay Leach |
| 2013-17 | Rod Pelley |
| 2017-18 | none |
| 2018-19 | Kevin Rooney |



Playoff Facts

| | |
|--|----|
| Number participated in: | 4 |
| Number of individual series won: | 1 |
| Number of individual series lost: | 4 |
| Total number of playoff games played: | 24 |
| Games won: | 9 |
| Games lost: | 15 |
| Number of overtime games: | 5 |
| Overtime games won: | 1 |
| Overtime games lost: | 4 |
| Number of games opponents shut out: | 1 |
| Number of games shut out by opponents: | 1 |
| Calder Cup Championships: | 0 |
| Losing Finalist: | 0 |

All-Time Playoff Points Leaders

| | Player | GP | G | A | PTS | Seasons |
|----|-----------------|----|---|---|-----|---------|
| 1 | Reid Boucher | 15 | 6 | 5 | 11 | 2013-16 |
| 2 | Mike Siso | 13 | 3 | 6 | 9 | 2013-16 |
| 3 | Damon Severson | 11 | 0 | 8 | 8 | 2015-16 |
| | Blake Pietila | 12 | 3 | 5 | 8 | 2015-17 |
| | Nick Lappin | 15 | 5 | 3 | 8 | 2015-17 |
| 6 | Matt Lorito | 11 | 3 | 4 | 7 | 2015-16 |
| 7 | Jim O'Brien | 6 | 2 | 3 | 5 | 2015-16 |
| | Brian O'Neill | 9 | 1 | 4 | 5 | 2015-16 |
| | Seth Helgeson | 19 | 0 | 5 | 5 | 2013-17 |
| 10 | several tied at | | | | 4 | |

All-Time Playoff Results

| Year | Round | Opponent | Result | GF | GA |
|------|-------|------------|--------|----|----|
| 2019 | DNQ | | | | |
| 2018 | DNQ | | | | |
| 2017 | DSF | Toronto | L, 1-3 | 8 | 11 |
| 2016 | DF | Toronto | L, 3-4 | 18 | 25 |
| | DSF | Utica | W, 3-1 | 15 | 8 |
| 2015 | DNQ | | | | |
| 2014 | CQF | St. John's | L, 1-3 | 6 | 9 |
| 2013 | DNQ | | | | |
| 2012 | DNQ | | | | |
| 2011 | DNQ | | | | |
| 2010 | DSF | Worcester | L, 1-4 | 10 | 17 |
| 2009 | DNQ | | | | |
| 2008 | DNQ | | | | |
| 2007 | DNQ | | | | |



Floyd L. Maines Veterans Memorial Arena

The Floyd L. Maines Veterans Memorial Arena is a 4,893-seat arena and is the home of the AHL's Binghamton Devils. The Arena opened in 1973 and anchors the downtown area as a center for a wide variety of sports, concerts, expos and family events.

All-Time Playoff Individual Player Records

Players

| | | |
|-------------------------------------|----|--|
| Most points in one playoff | 10 | Reid Boucher, 2016 |
| Most points in one playoff game | 4 | Blake Pietila, 4/28/16 at UTI (2-2) |
| Most goals in one playoff | 5 | Nick Lappin, 2016 |
| Most goals in one playoff game | 2 | Jim O'Brien, 4/23/16 at UTI Blake Pietila, 4/28/16 at UTI Nick Lappin, 5/8/16 vs. TOR Paul Thompson, 5/16/16 at TOR |
| Most assists in one playoff | 8 | Damon Severson, 2016 |
| Most assists in one playoff game | 3 | Damon Severson, 4/23/16 vs. UTI |
| Most playoff games played, all-time | 19 | Seth Helgeson Rod Pelley |

Goaltenders

| | | |
|--|------|---------------------------|
| Most playoff appearances all-time | 11 | Scott Wedgewood |
| Most wins in one playoff | 6 | Scott Wedgewood, 2016 |
| Most losses in one playoff | 5 | Scott Wedgewood, 2016 |
| Most shutouts in one playoff | 1 | Mackenzie Blackwood, 2017 |
| Lowest GAA in one playoff (min. 5 gms.) | 2.72 | Scott Wedgewood, 2016 |
| Highest save percentage in one playoff (min. 5 gms.) | .902 | Mike McKenna, 2010 |



Evan Cormier

Turning pro after beginning the season at the University of Guelph, Evan Cormier stopped all 21 shots he faced in a relief appearance in his pro debut with Binghamton on Dec. 29 at Belleville. He earned his first win on Jan. 5 vs. Bridgeport and posted a 35-save shutout against Syracuse on Jan. 9.





BRIDGEPORT SOUND TIGERS



Michael Picker
Senior Vice President



Chris Lamoriello
General Manager



Brent Thompson
Head Coach



New York Islanders
NHL Affiliate

Personnel

Owners..... Jon Ledecky, Scott Malkin
 Senior Vice President/Alternate GovernorMichael Picker
 General Manager Chris Lamoriello
 Head Coach Brent Thompson
 Assistant Coach..... Eric Boguniecki
 Assistant Coach..... Matt Carkner
 Goaltending CoachChris Terreri
 Athletic TrainerMatt Hunter
 Assistant Athletic Trainer/
 Strength and Conditioning Coordinator Joe Erdos
 Equipment Manager..... Jason McGrath
 Assistant Equipment Manager..... Brent Sopko
 Video Coordinator.....Sean Ostroy
 Vice President of Marketing Brian Keegan
 Director of Community Relations..... Alayne Murphy
 Broadcaster and Communications Manager..... Alan Fuehring
 Creative Services Manager Tyler Wollenburg
 Game Operations Manager Kevin Calhoun
 Director of Corporate Sales John Lecardo
 Partnership Marketing and CRM Coordinator Alec Pacelli
 Director of Group Sales.....Dan Tamburro
 Director of Group Sales..... John Reis
 Director of Ticket Sales Brad Dworin
 Group Sales RepresentativeLauren Williams
 Group Sales RepresentativeTony Wahlen
 Group Sales RepresentativeSarah Rodrigues
 Group Sales Representative Stephanie Jones
 Group Sales Representative Tarah Kelly
 Account Executive Sean Allison

Corporate Account Executive John Harris
 Corporate Account Executive Billy Jewett
 Corporate Account Executive Christian Johnson
 Ticket Operations Manager.....Michael Ames
 Webster Bank Arena General Manager (OVG Facilities)..... Matt Herpich
 Director of Ticket Operations (OVG Facilities) Brianne Tompkins
 Director of Finance (OVG Facilities).....Jenn Springer
 Director of Marketing (OVG Facilities) Timothy Farrell
 Director of Event Operations (OVG Facilities) Jon Casey

Team Information

Club Colors Orange, Blue, White
 Home ArenaWebster Bank Arena
 Seating Capacity..... 8,412
 Ticket Prices.....\$19-\$50
 Attendance Records Game: 16,297 (at L.I.) vs. W-B/Scranton, 2/18/05
 8,604 (at Bri.) vs. Springfield, 4/1/14
 Season: 216,123 – 2004-05
 Average: 5,403 – 2004-05
 Press Box Location Third Level above section 105
 Audio Webcasts Mixlr: Bridgeport Sound Tigers
 Time Zone Eastern

Bridgeport Sound Tigers
 600 Main Street
 Bridgeport, CT 06604
 Phone: (203) 345-2300

Media Directory

Newspaper/Wire

Connecticut Post • Phone (203) 842-2592 • Contact: Michael Fornabaio (@fornabaiotcp), Chris McNamee • www.connpost.com
 The Hour • Phone (203) 842-2599 • Contact: John Nash • www.thehour.com • @Sports_TheHour
 New Haven Register • Phone (203) 789-5700 • Contact: Sean Barker • www.nhregister.com • @nhregister
 Stamford Advocate • Phone (203) 842-2592 • Contact: Chris McNamee • www.stamfordadvocate.com • @StamAdvocate
 New England Hockey Journal • Phone (617) 773-9955 • Contact: Eric Beato • www.hockeyjournal.com • @NEHockeyJournal
 Associated Press • Phone (203) 964-9270 • Contact: John Christoffersen • www.ap.org • @AP

Television

News 12 Connecticut • Phone (203) 750-5760 • Contact: Mark Sudol • connecticut.news12.com • @News12CTDesk
 WTNH News Channel 8 (ABC) • Phone (203) 784-8842 • Contact: John Pierson • www.wtnh.com • @WTNH
 WFSB Channel 3 (CBS) • Phone (860) 728-3333 • Contact: Joe Zone • www.wfsb.com • @WFSBnews

Radio

WELI-AM 960/WAVZ-AM 1300 • Phone (203) 230-5233 • Contact: George DeMaio • www.960weli.com • @960weli
 600 WICC-AM/WEBE 108 • Phone (203) 333-9108 • Contact: Jim Buchanan • www.wicc600.com • @wicc600



Season Results

| Season | Aff | Head Coach | GP | W | L | T | OTL | SOL | PTS | GF | GA | Finish | Playoff Result (W-L Record) |
|---------------|-----|---------------------------|--------------|------------|------------|-----------|-----------|-----------|--------------|--------------|--------------|---------------------|-------------------------------------|
| 2001-02 | NYI | Steve Stirling | 80 | 43 | 25 | 8 | 4 | -- | 98 | 240 | 192 | 1st, East (1) | Lost Calder Cup Finals (12-8) |
| 2002-03 | NYI | Steve Stirling | 80 | 40 | 26 | 11 | 3 | -- | 94 | 219 | 198 | 2nd, East (5) | Lost Conference Semifinals (5-4) |
| 2003-04 | NYI | Greg Cronin | 80 | 41 | 23 | 12 | 4 | -- | 98 | 178 | 140 | 2nd, East | Lost Division Semifinals (3-4) |
| 2004-05 | NYI | Greg Cronin | 80 | 37 | 38 | -- | 4 | 1 | 79 | 192 | 222 | 6th, East | Did not qualify |
| 2005-06 | NYI | Dave Baseggio | 80 | 38 | 33 | -- | 6 | 3 | 85 | 246 | 253 | 4th, East | Lost Division Semifinals (3-4) |
| 2006-07 | NYI | Dan Marshall | 80 | 36 | 37 | -- | 1 | 6 | 79 | 229 | 267 | 5th, East | Did not qualify |
| 2007-08 | NYI | Jack Capuano | 80 | 40 | 36 | -- | 1 | 3 | 84 | 225 | 240 | 5th, East | Did not qualify |
| 2008-09 | NYI | Jack Capuano | 80 | 49 | 23 | -- | 3 | 5 | 106 | 241 | 212 | 2nd, East | Lost Division Semifinals (1-4) |
| 2009-10 | NYI | Jack Capuano | 80 | 38 | 32 | -- | 4 | 6 | 86 | 201 | 220 | 5th, Atlantic | Lost Division Semifinals (1-4) |
| 2010-11 | NYI | Jack Capuano, Pat Bingham | 80 | 30 | 39 | -- | 4 | 7 | 71 | 218 | 266 | 7th, Atlantic | Did not qualify |
| 2011-12 | NYI | Brent Thompson | 76 | 41 | 26 | -- | 3 | 6 | 91 | 233 | 219 | 1st, Northeast (3) | Lost Conference Quarterfinals (0-3) |
| 2012-13 | NYI | Scott Pellerin | 76 | 32 | 32 | -- | 7 | 5 | 76 | 218 | 242 | 3rd, Northeast (11) | Did not qualify |
| 2013-14 | NYI | Scott Pellerin | 76 | 28 | 40 | -- | 2 | 6 | 64 | 183 | 238 | 5th, Northeast (14) | Did not qualify |
| 2014-15 | NYI | Brent Thompson | 76 | 28 | 40 | -- | 7 | 1 | 64 | 213 | 246 | 5th, Northeast (15) | Did not qualify |
| 2015-16 | NYI | Brent Thompson | 76 | 40 | 29 | -- | 4 | 3 | 87 | 209 | 220 | 5th, Atlantic | Lost Division Semifinals (0-3) |
| 2016-17 | NYI | Brent Thompson | 76 | 44 | 28 | -- | 3 | 1 | 92 | 220 | 212 | 5th, Atlantic | Did not qualify |
| 2017-18 | NYI | Brent Thompson | 76 | 36 | 32 | -- | 5 | 3 | 80 | 206 | 214 | 5th, Atlantic | Did not qualify |
| 2018-19 | NYI | Brent Thompson | 76 | 43 | 24 | -- | 6 | 3 | 95 | 233 | 228 | 2nd, Atlantic | Lost Division Semifinals (2-3) |
| TOTALS | | | 1,408 | 684 | 563 | 31 | 71 | 59 | 1,529 | 3,904 | 4,029 | | |

NOTE: 2010-11 -- Capuano (6-9-0-0), Bingham (24-30-4-7).

2019-20 Schedule (All Times Local)

| Day | Date | Time | Opponent | Day | Date | Time | Opponent |
|-----|----------|----------|----------------|-----|---------|----------|-----------------|
| Sat | 10/5/19 | 7:05 PM | @ Springfield | Fri | 1/10/20 | 7:05 PM | @ Springfield |
| Sun | 10/6/19 | 3:00 PM | @ Hartford | Sat | 1/11/20 | 7:00 PM | Charlotte |
| Fri | 10/11/19 | 7:00 PM | @ Charlotte | Sun | 1/12/20 | 3:00 PM | Laval |
| Sat | 10/12/19 | 6:00 PM | @ Charlotte | Fri | 1/17/20 | 7:05 PM | @ Providence |
| Sat | 10/19/19 | 7:00 PM | W-B/Scranton | Fri | 1/18/20 | 7:00 PM | Providence |
| Tue | 10/22/19 | 7:00 PM | Providence | Fri | 1/24/20 | 7:15 PM | @ Hartford |
| Fri | 10/25/19 | 7:00 PM | Springfield | Sat | 1/25/20 | 7:05 PM | @ Springfield |
| Sat | 10/26/19 | 7:00 PM | @ Hartford | Fri | 1/31/20 | 7:00 PM | Hershey |
| Sun | 10/27/19 | 3:00 PM | Hartford | Sat | 2/1/20 | 7:05 PM | @ W-B/Scranton |
| Fri | 11/1/19 | 7:00 PM | @ Syracuse | Wed | 2/5/20 | 10:30 AM | Syracuse |
| Sat | 11/2/19 | 7:00 PM | Lehigh Valley | Sat | 2/8/20 | 7:00 PM | Providence |
| Sun | 11/3/19 | 5:00 PM | Lehigh Valley | Sun | 2/9/20 | 3:05 PM | @ Providence |
| Wed | 11/6/19 | 10:30 AM | Springfield | Fri | 2/14/20 | 7:05 PM | @ Lehigh Valley |
| Sat | 11/9/19 | 7:00 PM | Providence | Sat | 2/15/20 | 7:00 PM | W-B/Scranton |
| Sun | 11/10/19 | 3:00 PM | Belleville | Mon | 2/17/20 | 3:05 PM | @ Providence |
| Mon | 11/11/19 | 3:05 PM | @ Providence | Wed | 2/19/20 | 7:00 PM | Lehigh Valley |
| Fri | 11/15/19 | 7:00 PM | @ Belleville | Sat | 2/22/20 | 7:00 PM | Hershey |
| Sat | 11/16/19 | 4:00 PM | @ Laval | Sun | 2/23/20 | 3:00 PM | Hartford |
| Fri | 11/22/19 | 7:05 PM | @ Providence | Fri | 2/28/20 | 7:05 PM | @ Springfield |
| Sat | 11/23/19 | 7:00 PM | Hershey | Sat | 2/29/20 | 7:00 PM | Hartford |
| Sun | 11/24/19 | 3:00 PM | Springfield | Sun | 3/1/20 | 5:00 PM | Binghamton |
| Wed | 11/27/19 | 7:05 PM | @ Springfield | Fri | 3/6/20 | 7:05 PM | @ Lehigh Valley |
| Fri | 11/29/19 | 7:00 PM | Springfield | Sat | 3/7/20 | 7:05 PM | @ W-B/Scranton |
| Sat | 11/30/19 | 7:05 PM | @ W-B/Scranton | Sun | 3/8/20 | 3:05 PM | @ Lehigh Valley |
| Fri | 12/6/19 | 7:00 PM | @ Utica | Wed | 3/11/20 | 7:00 PM | Toronto |
| Sat | 12/7/19 | 7:00 PM | @ Syracuse | Sat | 3/14/20 | 7:00 PM | Hartford |
| Mon | 12/9/19 | 7:00 PM | Utica | Sun | 3/15/20 | 3:00 PM | Springfield |
| Fri | 12/13/19 | 7:00 PM | @ Utica | Fri | 3/20/20 | 7:30 PM | Providence |
| Sat | 12/14/19 | 7:00 PM | @ Hershey | Sat | 3/21/20 | 7:00 PM | Charlotte |
| Wed | 12/18/19 | 7:00 PM | Syracuse | Fri | 3/27/20 | 7:15 PM | @ Hartford |
| Fri | 12/20/19 | 7:05 PM | @ Springfield | Sat | 3/28/20 | 7:05 PM | @ Providence |
| Sat | 12/21/19 | 7:00 PM | W-B/Scranton | Sun | 3/29/20 | 3:00 PM | Rochester |
| Fri | 12/27/19 | 7:00 PM | Hartford | Wed | 4/1/20 | 10:30 AM | Providence |
| Sat | 12/28/19 | 7:00 PM | Springfield | Sat | 4/4/20 | 7:00 PM | Utica |
| Tue | 12/31/19 | 5:00 PM | @ Hartford | Sun | 4/5/20 | 3:00 PM | Hartford |
| Fri | 1/3/20 | 7:05 PM | @ Binghamton | Wed | 4/8/20 | 7:00 PM | @ Hartford |
| Sat | 1/4/20 | 7:00 PM | @ Hershey | Fri | 4/10/20 | 7:05 PM | @ Rochester |
| Sun | 1/5/20 | 3:00 PM | @ Hershey | Sat | 4/11/20 | 4:00 PM | @ Toronto |



Sebastian Aho

AHL All-Star Sebastian Aho has been a steady threat from the Bridgeport blue line each of the last two seasons. The fifth-round pick in the 2017 NHL Draft led Sound Tigers defensemen in assists (37) and points (46) last season, tying for seventh among all AHL rearguards in scoring.

...In The System

- Kieffer Bellows (LW), 6-1, 203 lbs., shoots left. Born 6/10/98, Edina, Minn.
Last year's team: Bridgeport (AHL) 73gp, 12+7=19pts.
- Arnaud Durand (LW), 5-11, 181 lbs., shoots left. Born 1/14/99, Montreal, Que.
Last year's team: Halifax (QMJHL) 68gp, 38+35=73pts.
- Otto Koivula (C), 6-4, 236 lbs., shoots left. Born 9/1/98, Nokia, Finland
Last year's team: Bridgeport (AHL) 69gp, 21+25=46pts.
- Grant Hutton (D), 6-4, 209 lbs., shoots right. Born 7/25/95, Carmel, Ind.
Last year's teams: Miami U. (NCAA) 37gp, 7+14=21pts... Bridgeport (AHL) 9gp, 1+5=6pts.
- Oliver Wahlstrom (RW), 6-1, 203 lbs., shoots right. Born 6/13/00, Quincy, Mass.
Last year's teams: Boston College (NCAA) 36gp, 8+11=19pts... Bridgeport (AHL) 5gp, 2+1=3pts.

DID YOU KNOW?

The Sound Tigers went 26-7-3-2 at Webster Bank Arena in 2018-19, tied for the best home record in the AHL. Bridgeport's 15-game home points streak from Oct. 14 to Dec. 27 set a franchise record.

All-Time Regular Season Team Records

| | | | |
|---|----------|-------|--|
| Division championships (regular season)..... | 2 | | 2001-02, 2011-12 |
| Overall regular season point championships..... | 1 | | 2001-02 |
| Most points in one season..... | 106 | | 2008-09 |
| Fewest points in one season..... | 64 | | 2013-14, 2014-15 |
| Most wins in one season..... | 49 | | 2008-09 |
| Fewest wins in one season..... | 28 | | 2013-14, 2014-15 |
| Most losses in one season (L+OTL)..... | 47 | | 2014-15 |
| Fewest losses in one season (L+OTL)..... | 26 | | 2008-09 |
| Most ties in one season..... | 12 | | 2003-04 |
| Fewest ties in one season..... | 8 | | 2001-02 |
| Most shootout losses in one season..... | 7 | | 2010-11 |
| Fewest shootout losses in one season..... | 1 | | 2004-05, 2014-15, 2016-17 |
| Most goals scored in one season..... | 246 | | 2005-06 |
| Fewest goals scored in one season..... | 178 | | 2003-04 |
| Most goals allowed in one season..... | 267 | | 2006-07 |
| Fewest goals allowed in one season..... | 140 | | 2003-04 |
| Most penalty minutes in one season..... | 1,834 | | 2004-05 |
| Fewest penalty minutes in one season..... | 1,088 | | 2016-17 |
| Longest winning streak overall..... | 9 games | | 2/2/02-2/23/02 11/9/03-11/29/03 |
| Longest winning streak at home..... | 9 games | | 1/24/07-2/20/07 |
| Longest winning streak away..... | 8 games | | 1/4/12-2/3/12 |
| Longest points streak overall..... | 22 games | | 10/19/03-12/14/03 (18-0-3-1) |
| Longest points streak at home..... | 15 games | | 10/14/18-12/27/18 (12-0-2-1) |
| Longest points streak away..... | 12 games | | 10/25/03-12/20/03 (10-0-2-0) |
| Longest undefeated streak overall..... | 20 games | | 10/25/03-12/14/03 (17-0-3) |
| Longest undefeated streak at home..... | 11 games | | 10/18/02-12/4/02 (9-0-2) |
| Longest undefeated streak away..... | 12 games | | 10/25/03-12/20/03 (10-0-2) |
| Longest losing streak (L+OTL) overall..... | 10 games | | 2/8/15-3/6/15 |
| Longest losing streak (L+OTL) at home..... | 8 games | | 2/8/15-3/21/15 |
| Longest losing streak (L+OTL) away..... | 6 games | | several times; last: 2/13/15-3/6/15 |
| Longest winless streak overall..... | 12 games | | 3/19/14-4/14/14 (0-10-0-2) |
| Longest winless streak at home..... | 9 games | | 1/2/11-2/13/11 (0-6-2-1) |
| Longest winless streak away..... | 15 games | | 11/25/04-2/2/05 (0-13-1-1) |

All-Time Regular Season Individual Player Records

Players

| | | | |
|--|-----|-------|---|
| Most points in one season..... | 76 | | Jeff Tambellini, 2007-08 |
| Most goals in one season..... | 43 | | Jeff Hamilton, 2003-04 |
| Most assists in one season..... | 48 | | Rob Collins, 2005-06 |
| Most penalty minutes in one season..... | 295 | | Eric Godard, 2004-05 |
| Most power-play goals in one season..... | 20 | | Jeff Hamilton, 2003-04 |
| Most shorthanded goals in one season..... | 6 | | Jeff Tambellini, 2007-08 |
| Most game-winning goals in one season..... | 15 | | Jeff Hamilton, 2003-04 (AHL record) |
| Most points in one game..... | 5 | | Blake Comeau, 10/13/06 at HFD (2-3) Jeff Tambellini, 4/4/08 vs. PHI (3-2) Greg Mauldin, 2/13/10 at HFD (1-4) Ryan Strome, 11/1/13 at WOR (2-3) Travis St. Denis, 3/15/18 vs. ROC (3-2) Josh Ho-Sang, 2/17/19 vs. CHA (3-2) |
| Most goals in one game..... | 4 | | Sean Bergenheim, 2/22/06 vs. HFD |
| Most assists in one game..... | 4 | | several times; last: Dustin Jeffrey, 3/22/15 vs. BNG |

Goaltenders

| | | | |
|--|-------|-------|--|
| Most appearances in one season..... | 59 | | Rick DiPietro, 2001-02 |
| Most minutes played in one season..... | 3,471 | | Rick DiPietro, 2001-02 |
| Most wins in one season..... | 30 | | Rick DiPietro, 2001-02 |
| Most losses in one season..... | 23 | | Wade Dubielewicz, 2004-05 |
| Most ties/OT/shootout losses in one season..... | 7 | | Rick DiPietro, 2001-02 Dieter Kochan, 2003-04 |
| Most shutouts in one season..... | 9 | | Wade Dubielewicz, 2003-04 |
| Lowest GAA in one season (min. 25 gms.)..... | 1.38 | | Wade Dubielewicz, 2003-04 (AHL record) |
| Highest save percentage in one season (min. 25 gms.)..... | .946 | | Wade Dubielewicz, 2003-04 (AHL record) |

All-Time Regular Season Points Leaders

| Name | GP | G | A | PTS | Seasons |
|--------------------|-----|----|-----|-----|--------------|
| 1 Jeremy Colliton | 326 | 77 | 126 | 203 | 05-09, 10-12 |
| 2 Rob Collins | 220 | 53 | 110 | 163 | 2003-06 |
| 3 Jeff Hamilton | 173 | 89 | 66 | 155 | 02-04, 05-06 |
| 4 Steve Regier | 290 | 61 | 89 | 150 | 2004-08 |
| 5 Trevor Smith | 206 | 72 | 77 | 149 | 2007-10 |
| 6 Jeff Tambellini | 113 | 71 | 67 | 138 | 2006-09 |
| 7 Alan Quine | 196 | 51 | 86 | 137 | 13-16, 17-18 |
| 8 Trent Hunter | 150 | 60 | 76 | 136 | 2001-03 |
| 9 Justin Mapletoft | 240 | 47 | 83 | 130 | 2001-05 |
| 10 Tanner Fritz | 174 | 43 | 86 | 129 | 2015-19 |

All-Time Regular Season Goaltending Leaders (Wins)

| Name | GP | W | L | OT/SOL | GAA | SV% | SO | Seasons |
|----------------------|-----|----|----|--------|------|------|----|---------------------|
| 1 Wade Dubielewicz | 164 | 81 | 65 | 15 | 2.47 | .919 | 15 | 2003-08 |
| 2 Kevin Poulin | 156 | 69 | 70 | 15 | 2.83 | .912 | 8 | 2010-15 |
| 3 Christopher Gibson | 126 | 66 | 36 | 14 | 2.65 | .906 | 7 | 2015-19 |
| 4 Rick DiPietro | 117 | 56 | 45 | 15 | 2.37 | .913 | 8 | 01-04, 09-10, 12-13 |
| 5 Nathan Lawson | 83 | 41 | 30 | 9 | 2.46 | .917 | 3 | 2008-11 |



Otto Koivula

The 120th overall pick in the 2016 NHL Draft, Otto Koivula was sensational during his first season in North America in 2018-19. His 21 goals ranked fourth among all AHL rookies and he tied for second on the Sound Tigers with 46 points in 69 games.

History of Team Captains

| | |
|---------|---|
| 2001-03 | none |
| 2003-04 | Alan Letang |
| 2004-05 | Keith Aldridge, Richard Seeley, Ed Campbell |
| 2005-06 | Kevin Colley |
| 2006-11 | Mark Wotton |
| 2011-12 | Jeremy Colliton |
| 2012-13 | Colin McDonald, Matt Watkins |
| 2013-14 | Chris Bruton |
| 2014-15 | Aaron Ness |
| 2015-18 | Ben Holmstrom |
| 2018-19 | Ben Holmstrom, Kyle Burroughs |



Playoff Facts

| | |
|--|----------|
| Number participated in: | 9 |
| Number of individual series won: | 4 |
| Number of individual series lost: | 9 |
| Total number of playoff games played: | 64 |
| Games won: | 27 |
| Games lost: | 37 |
| Number of overtime games: | 21 |
| Overtime games won: | 8 |
| Overtime games lost: | 13 |
| Number of games opponents shut out: | 4 |
| Number of games shut out by opponents: | 8 |
| Calder Cup Championships: | 0 |
| Losing Finalist: | 1 (2002) |

All-Time Playoff Points Leaders

| Player | GP | G | A | PTS | Seasons |
|--------------------|----|----|----|-----|---------|
| 1 Trent Hunter | 26 | 15 | 15 | 30 | 2001-03 |
| 2 Jason Krog | 20 | 10 | 13 | 23 | 2001-02 |
| 3 Juraj Kolnik | 20 | 7 | 14 | 21 | 2001-02 |
| 4 Justin Mapletoft | 27 | 8 | 12 | 20 | 2001-03 |
| 5 Raffi Torres | 20 | 8 | 9 | 17 | 2001-02 |
| 6 Rob Collins | 14 | 7 | 7 | 14 | 2003-06 |
| 7 Chris Armstrong | 20 | 3 | 8 | 11 | 2001-02 |
| 8 Daniel Tkaczuk | 9 | 3 | 7 | 10 | 2002-03 |
| Jeff Hamilton | 16 | 7 | 3 | 10 | 2002-04 |
| Ken Sutton | 20 | 2 | 8 | 10 | 2001-02 |

All-Time Playoff Results

| Year | Round | Opponent | Result | GF | GA |
|------|-------|--------------|--------|----|----|
| 2019 | DSF | Hershey | L, 2-3 | 9 | 11 |
| 2018 | DNQ | | | | |
| 2017 | DNQ | | | | |
| 2016 | DSF | Toronto | L, 0-3 | 5 | 13 |
| 2015 | DNQ | | | | |
| 2014 | DNQ | | | | |
| 2013 | DNQ | | | | |
| 2012 | CQF | Connecticut | L, 0-3 | 3 | 10 |
| 2011 | DNQ | | | | |
| 2010 | DSF | Hershey | L, 1-4 | 12 | 19 |
| 2009 | DSF | W-B/Scranton | L, 1-4 | 14 | 18 |
| 2008 | DNQ | | | | |
| 2007 | DNQ | | | | |
| 2006 | DSF | W-B/Scranton | L, 3-4 | 16 | 17 |
| 2005 | DNQ | | | | |
| 2004 | DSF | W-B/Scranton | L, 3-4 | 19 | 23 |
| 2003 | CSF | Binghamton | L, 2-4 | 12 | 12 |
| | CQF | Manchester | W, 3-0 | 14 | 7 |
| 2002 | F | Chicago | L, 1-4 | 11 | 18 |
| | CF | Hamilton | W, 4-3 | 20 | 15 |
| | CSF | St. John's | W, 4-0 | 16 | 7 |
| | CQF | Manitoba | W, 3-1 | 13 | 7 |

All-Time Playoff Individual Player Records

Players

| | | |
|------------------------------------|----|--|
| Most points in one playoff | 23 | Jason Krog, 2002 |
| Most points in one playoff game | 4 | several times; last: Daniel Tkaczuk, 4/18/03 vs. MCH (1-3) |
| Most goals in one playoff | 10 | Jason Krog, 2002 |
| Most goals in one playoff game | 3 | Jason Krog, 5/1/02 at STJ |
| Most assists in one playoff | 14 | Juraj Kolnik, 2002 |
| Most assists in one playoff game | 3 | several times; last: Daniel Tkaczuk, 4/18/03 vs. MCH |
| Most playoff games played all-time | 27 | Justin Mapletoft |

Goaltenders

| | | |
|--|------|------------------------|
| Most playoff appearances all-time | 25 | Rick DiPietro |
| Most wins in one playoff | 12 | Rick DiPietro, 2002 |
| Most losses in one playoff | 8 | Rick DiPietro, 2002 |
| Most shutouts in one playoff | 3 | Rick DiPietro, 2002 |
| Lowest GAA in one playoff (min. 5 gms.) | 2.01 | Rick DiPietro, 2003 |
| Highest save percentage in one playoff (min. 5 gms.) | .933 | Wade Dubielewicz, 2006 |



Steve Bernier

A veteran of 637 NHL games, Steve Bernier led the Sound Tigers with 24 goals during the 2018-19 season, setting a new career high for the second straight year. Bernier scored a team-best 10 power-play goals and ranked fourth in the AHL in shooting percentage (23.3%).



Webster Bank Arena

One of Connecticut's premier venues for music, sports and entertainment, Webster Bank Arena opened in 2001 with the Sound Tigers' first-ever home game. The state-of-the-art facility is part of the city's downtown Harbor Yard Sports Complex.



Season Results

| Season | Aff | Head Coach | GP | W | L | T | OTL | SOL | PTS | GF | GA | Finish | Playoff Result (W-L Record) |
|---------|-----|----------------|-----|-----|-----|----|-----|-----|-----|-------|-------|------------------|-------------------------------------|
| 2010-11 | CAR | Jeff Daniels | 80 | 44 | 27 | -- | 2 | 7 | 97 | 265 | 243 | 3rd, East | Lost Conference Finals (8-8) |
| 2011-12 | CAR | Jeff Daniels | 76 | 38 | 29 | -- | 3 | 6 | 85 | 209 | 214 | 3rd, Midwest (9) | Did not qualify |
| 2012-13 | CAR | Jeff Daniels | 76 | 42 | 26 | -- | 4 | 4 | 92 | 226 | 202 | 2nd, South (4) | Lost Conference Quarterfinals (2-3) |
| 2013-14 | CAR | Jeff Daniels | 76 | 37 | 36 | -- | 1 | 2 | 77 | 228 | 241 | 4th, West (11) | Did not qualify |
| 2014-15 | CAR | Jeff Daniels | 76 | 31 | 38 | -- | 6 | 1 | 69 | 172 | 231 | 4th, West (13) | Did not qualify |
| 2015-16 | CAR | Mark Morris | 76 | 36 | 32 | -- | 3 | 5 | 80 | 214 | 229 | 5th, Central | Did not qualify |
| 2016-17 | CAR | Ulf Samuelsson | 76 | 39 | 29 | -- | 7 | 1 | 86 | 212 | 208 | 4th, Central | Lost Division Semifinals (2-3) |
| 2017-18 | CAR | Mike Vellucci | 76 | 46 | 26 | -- | 1 | 3 | 96 | 262 | 212 | 3rd, Atlantic | Lost Division Finals (4-4) |
| 2018-19 | CAR | Mike Vellucci | 76 | 51 | 17 | -- | 7 | 1 | 110 | 255 | 189 | 1st, Atlantic | Won Calder Cup (15-4) |
| TOTALS | | | 688 | 364 | 260 | -- | 34 | 30 | 792 | 2,043 | 1,969 | | |

...In The System

- **Julien Gauthier (RW)**, 6-4, 225 lbs., shoots right. Born 10/15/97, Pointe-aux-Trembles, Que.
Last year's team: Charlotte (AHL) 75gp, 27+14=41pts.
- **Morgan Geekie (C)**, 6-2, 178 lbs., shoots right. Born 7/20/98, Strathclair, Man.
Last year's team: Charlotte (AHL) 73gp, 19+27=46pts.
- **Janne Kuokkanen (C)**, 6-1, 188 lbs., shoots left. Born 5/25/98, Oulunsalo, Finland
Last year's teams: Charlotte (AHL) 48gp, 12+26=38pts... Carolina (NHL) 7gp, 0+0=0pts.
- **Stelio Mattheos (RW)** 6-1, 196 lbs., shoots right. Born 6/14/99, Winnipeg, Man.
Last year's teams: Brandon (WHL) 65gp, 44+52=96pts... Charlotte (AHL) 11gp, 2+1=3pts.
- **Jacob Pritchard (RW)**, 6-0, 193 lbs., shoots left. Born 4/9/95, Macomb, Mich.
Last year's teams: UMass-Amherst (NCAA) 41gp, 16+31=47pts... Charlotte (AHL playoffs) 6gp, 1+0=1pt.



Janne Kuokkanen

After a strong rookie showing in 2017-18, Janne Kuokkanen roared out of the gates last season and established himself as one of the Checkers' top forwards, putting up 38 points in 48 games and earning a selection to the AHL All-Star Classic and seven NHL games with Carolina before an injury ended his season in March.

2019-20 Schedule (All Times Local)

| Day | Date | Time | Opponent | Day | Date | Time | Opponent |
|-----|----------|----------|-----------------|-----|---------|---------|-----------------|
| Sat | 10/5/19 | 7:00 PM | @ Hartford | Wed | 1/15/20 | 7:00 PM | Hershey |
| Sun | 10/6/19 | 3:05 PM | @ Springfield | Sat | 1/18/20 | 6:00 PM | Toronto |
| Fri | 10/11/19 | 7:00 PM | Bridgeport | Sun | 1/19/20 | 1:00 PM | Toronto |
| Sat | 10/12/19 | 6:00 PM | Bridgeport | Fri | 1/24/20 | 7:00 PM | W-B/Scranton |
| Fri | 10/18/19 | 7:00 PM | @ Utica | Sat | 1/25/20 | 6:00 PM | W-B/Scranton |
| Sat | 10/19/19 | 7:00 PM | @ Syracuse | Fri | 1/31/20 | 7:00 PM | @ Toronto |
| Fri | 10/25/19 | 7:00 PM | Lehigh Valley | Sat | 2/1/20 | 4:00 PM | @ Toronto |
| Sat | 10/26/19 | 6:00 PM | Lehigh Valley | Fri | 2/7/20 | 7:00 PM | Hartford |
| Fri | 11/1/19 | 7:00 PM | @ Cleveland | Sat | 2/8/20 | 6:00 PM | Hartford |
| Sun | 11/3/19 | 1:00 PM | @ Cleveland | Tue | 2/11/20 | 7:00 PM | Rochester |
| Fri | 11/8/19 | 7:00 PM | Springfield | Wed | 2/12/20 | 7:00 PM | Rochester |
| Sat | 11/9/19 | 6:00 PM | Springfield | Sat | 2/15/20 | 6:00 PM | Springfield |
| Fri | 11/15/19 | 7:00 PM | @ Hershey | Sun | 2/16/20 | 1:00 PM | Springfield |
| Sat | 11/16/19 | 7:00 PM | @ Hershey | Fri | 2/21/20 | 7:05 PM | @ Binghamton |
| Wed | 11/20/19 | 7:05 PM | @ Lehigh Valley | Sat | 2/22/20 | 7:05 PM | @ Binghamton |
| Fri | 11/22/19 | 7:05 PM | @ Lehigh Valley | Tue | 2/25/20 | 7:00 PM | @ Hershey |
| Sat | 11/23/19 | 7:05 PM | @ W-B/Scranton | Fri | 2/28/20 | 7:05 PM | @ Lehigh Valley |
| Tue | 11/26/19 | 7:00 PM | Cleveland | Sat | 2/29/20 | 7:05 PM | @ Lehigh Valley |
| Wed | 11/27/19 | 7:00 PM | Cleveland | Sun | 3/1/20 | 5:00 PM | @ Hershey |
| Sat | 11/30/19 | 6:00 PM | Providence | Fri | 3/6/20 | 7:00 PM | Utica |
| Sun | 12/1/19 | 1:00 PM | Providence | Sat | 3/7/20 | 6:00 PM | Utica |
| Wed | 12/4/19 | 7:00 PM | @ Syracuse | Tue | 3/10/20 | 7:00 PM | Cleveland |
| Fri | 12/6/19 | 7:05 PM | @ Rochester | Wed | 3/11/20 | 7:00 PM | Cleveland |
| Sat | 12/7/19 | 7:05 PM | @ Rochester | Sat | 3/14/20 | 6:00 PM | Providence |
| Fri | 12/13/19 | 7:00 PM | Syracuse | Sun | 3/15/20 | 1:00 PM | Providence |
| Sat | 12/14/19 | 6:00 PM | Syracuse | Fri | 3/20/20 | 7:15 PM | @ Hartford |
| Tue | 12/17/19 | 7:00 PM | Hartford | Sat | 3/21/20 | 7:00 PM | @ Bridgeport |
| Wed | 12/18/19 | 7:00 PM | Hartford | Sun | 3/22/20 | 3:05 PM | @ Providence |
| Sat | 12/21/19 | 6:00 PM | Lehigh Valley | Wed | 3/25/20 | 7:00 PM | @ Hartford |
| Sun | 12/22/19 | 1:00 PM | Lehigh Valley | Fri | 3/27/20 | 7:00 PM | @ Utica |
| Sat | 12/28/19 | 7:00 PM | @ Cleveland | Sat | 3/28/20 | 7:05 PM | @ Springfield |
| Mon | 12/30/19 | 12:00 PM | @ Cleveland | Tue | 3/31/20 | 7:00 PM | Binghamton |
| Sat | 1/4/20 | 7:05 PM | @ Providence | Wed | 4/1/20 | 7:00 PM | Binghamton |
| Sun | 1/5/20 | 3:05 PM | @ Providence | Sat | 4/4/20 | 6:00 PM | Hershey |
| Wed | 1/8/20 | 7:05 PM | @ W-B/Scranton | Sun | 4/5/20 | 1:00 PM | Hershey |
| Fri | 1/10/20 | 7:15 PM | @ Hartford | Wed | 4/8/20 | 7:05 PM | @ Springfield |
| Sat | 1/11/20 | 7:00 PM | @ Bridgeport | Fri | 4/10/20 | 7:05 PM | @ Providence |
| Tue | 1/14/20 | 7:00 PM | Hershey | Sat | 4/11/20 | 7:05 PM | @ Springfield |

DID YOU KNOW?

When he was promoted in July at 31 years old, **Ryan Warsofsky** became the youngest head coach hired in the AHL since 30-year-old **Bill Armstrong** took over in Providence in 2000-01.



All-Time Regular Season Team Records

| | | | |
|---|----------|-------|---|
| Division championships (regular season)..... | 1 | | 2018-19 |
| Overall regular season point championships..... | 1 | | 2018-19 |
| Most points in one season..... | 110 | | 2018-19 |
| Fewest points in one season..... | 69 | | 2014-15 |
| Most wins in one season..... | 51 | | 2018-19 |
| Fewest wins in one season..... | 31 | | 2014-15 |
| Most losses in one season (L+OTL)..... | 44 | | 2014-15 |
| Fewest losses in one season (L+OTL)..... | 24 | | 2018-19 |
| Most shootout losses in one season..... | 7 | | 2010-11 |
| Fewest shootout losses in one season..... | 1 | | 2014-15, 2016-17, 2018-19 |
| Most goals scored in one season..... | 265 | | 2010-11 |
| Fewest goals scored in one season..... | 172 | | 2014-15 |
| Most goals allowed in one season..... | 243 | | 2010-11 |
| Fewest goals allowed in one season..... | 189 | | 2018-19 |
| Most penalty minutes in one season..... | 1,318 | | 2010-11 |
| Fewest penalty minutes in one season..... | 827 | | 2016-17 |
| Longest winning streak overall..... | 7 games | | 3/9/17-3/25/17 3/31/18-end of season |
| Longest winning streak at home..... | 6 games | | 11/21/18-12/16/18 2/22/19-3/16/19 |
| Longest winning streak away..... | 7 games | | 10/30/10-12/18/10 10/5/18-10/27/18 |
| Longest points streak overall..... | 12 games | | 12/9/15-1/9/16 (10-0-1-1) |
| Longest points streak at home..... | 12 games | | 2/22/19-4/3/19 (11-0-1-0) |
| Longest points streak away..... | 9 games | | 11/22/15-1/9/16 (8-0-0-1) |
| Longest losing streak (L+OTL) overall..... | 10 games | | 1/27/16-2/16/16 |
| Longest losing streak (L+OTL) at home..... | 8 games | | 2/5/16-3/5/16 |
| Longest losing streak (L+OTL) away..... | 12 games | | 11/12/16-12/22/16 |
| Longest winless streak overall..... | 10 games | | 1/27/16-2/16/16 (0-8-2-0) |
| Longest winless streak at home..... | 8 games | | 2/5/16-3/5/16 (0-7-1-0) |
| Longest winless streak away..... | 12 games | | 11/12/16-12/22/16 (0-10-2-0) |

All-Time Regular Season Individual Player Records

Players

| | | | |
|--|-----|-------|--|
| Most points in one season..... | 74 | | Zach Boychuk, 2013-14 |
| Most goals in one season..... | 36 | | Zach Boychuk, 2013-14 |
| Most assists in one season..... | 47 | | Andrew Poturalski, 2018-19 |
| Most penalty minutes in one season..... | 229 | | Zack FitzGerald, 2010-11 |
| Most power-play goals in one season..... | 18 | | Zach Boychuk, 2013-14 |
| Most shorthanded goals in one season..... | 4 | | Warren Foegele, 2017-18 |
| Most game-winning goals in one season..... | 9 | | Warren Foegele, 2017-18 Aleksi Saarela, 2018-19 |
| Most points in one game..... | 5 | | Zach Boychuk, 3/26/14 at IA (2-3) Janne Kuokkanen, 4/7/18 vs. HER (3-2) |
| Most goals in one game..... | 3 | | several times; last: Janne Kuokkanen, 4/7/18 vs. HER |
| Most assists in one game..... | 4 | | several times; last: Martin Necas, 12/7/18 at HFD |

Goaltenders

| | | | |
|--|-------|-------|--|
| Most appearances in one season..... | 51 | | Drew MacIntyre, 2014-15 Alex Nedeljkovic, 2018-19 |
| Most minutes played in one season..... | 2,936 | | Drew MacIntyre, 2014-15 |
| Most wins in one season..... | 34 | | Alex Nedeljkovic, 2018-19 |
| Most losses in one season..... | 26 | | Drew MacIntyre, 2014-15 |
| Most ties/OT/shootout losses in one season..... | 5 | | Alex Nedeljkovic, 2018-19 |
| Most shutouts in one season..... | 6 | | Justin Peters, 2012-13 |
| Lowest GAA in one season (min. 25 gms.)..... | 2.26 | | Alex Nedeljkovic, 2018-19 |
| Highest save percentage in one season (min. 25 gms.)..... | .921 | | Justin Peters, 2012-13 |

All-Time Regular Season Points Leaders

| Name | GP | G | A | PTS | Seasons |
|---------------------|-----|-----|-----|-----|---------|
| 1 Zach Boychuk | 337 | 123 | 152 | 275 | 2010-16 |
| 2 Chris Terry | 299 | 104 | 150 | 254 | 2010-15 |
| 3 Trevor Carrick | 347 | 40 | 141 | 181 | 2014-19 |
| 4 Andrew Poturalski | 238 | 66 | 110 | 176 | 2015-19 |
| 5 Justin Shugg | 271 | 62 | 88 | 150 | 2011-16 |
| 6 Brett Sutter | 255 | 56 | 86 | 142 | 2010-14 |
| 7 Zac Dalpe | 171 | 62 | 69 | 131 | 2010-13 |
| 8 Patrick Brown | 334 | 53 | 72 | 125 | 2014-19 |
| 9 Jerome Samson | 147 | 53 | 56 | 109 | 2010-13 |
| 10 Aleksi Saarela | 147 | 61 | 46 | 107 | 2016-19 |

All-Time Regular Season Goaltending Leaders (Wins)

| Name | GP | W | L | OT/SOL | GAA | SV% | SO | Seasons |
|--------------------|-----|----|----|--------|------|------|----|---------|
| 1 Alex Nedeljkovic | 125 | 73 | 35 | 9 | 2.59 | .904 | 10 | 2016-19 |
| 2 John Muse | 125 | 63 | 46 | 13 | 2.57 | .916 | 7 | 2011-16 |
| 3 Mike Murphy | 96 | 43 | 38 | 5 | 2.90 | .906 | 3 | 2010-14 |
| 4 Justin Peters | 71 | 36 | 26 | 4 | 2.47 | .917 | 7 | 2011-14 |
| 5 Drew MacIntyre | 79 | 31 | 39 | 6 | 2.92 | .907 | 0 | 2014-16 |



Julien Gauthier

The 21st overall pick in the 2016 NHL Draft, Julien Gauthier built on a solid rookie campaign and ranked second on the Checkers with 27 goals as a second-year pro in 2018-19. Gauthier was an integral part of Charlotte's Calder Cup run, adding five goals and three assists in 17 playoff games.

History of Team Captains

| | |
|---------|---------------------------|
| 2010-11 | Bryan Rodney |
| 2011-14 | Brett Sutter |
| 2014-15 | Michal Jordan |
| 2015-16 | Derek Ryan |
| 2016-17 | Derek Ryan, Patrick Brown |
| 2017-19 | Patrick Brown |

Playoff Facts

| | |
|--|----------|
| Number participated in: | 5 |
| Number of individual series won: | 7 |
| Number of individual series lost: | 4 |
| Total number of playoff games played: | 53 |
| Games won: | 31 |
| Games lost: | 22 |
| Number of overtime games: | 10 |
| Overtime games won: | 6 |
| Overtime games lost: | 4 |
| Number of games opponents shut out: | 4 |
| Number of games shut out by opponents: | 3 |
| Calder Cup Championships: | 1 (2019) |
| Losing Finalist: | 0 |

All-Time Playoff Points Leaders

| | Player | GP | G | A | PTS | Seasons |
|----|-------------------|----|----|----|-----|---------|
| 1 | Andrew Poturalski | 31 | 13 | 15 | 28 | 2016-19 |
| 2 | Trevor Carrick | 29 | 3 | 16 | 19 | 2016-19 |
| 3 | Tomas Jurco | 18 | 7 | 11 | 18 | 2018-19 |
| | Morgan Geekie | 19 | 8 | 10 | 18 | 2018-19 |
| | Nicolas Roy | 27 | 6 | 12 | 18 | 2017-19 |
| | Alexi Saarela | 30 | 9 | 9 | 18 | 2016-19 |
| 7 | Zach Boychuk | 21 | 6 | 9 | 15 | 2010-13 |
| 8 | Brett Sutter | 21 | 4 | 10 | 14 | 2010-13 |
| | Patrick Brown | 24 | 7 | 7 | 14 | 2016-19 |
| 10 | Martin Necas | 18 | 5 | 8 | 13 | 2018-19 |
| | Chris Terry | 21 | 8 | 5 | 13 | 2010-13 |
| | Zac Dalpe | 21 | 6 | 7 | 13 | 2010-13 |

All-Time Playoff Results

| Year | Round | Opponent | Result | GF | GA |
|------|-------|---------------|--------|----|----|
| 2019 | F | Chicago | W, 4-1 | 22 | 14 |
| | CF | Toronto | W, 4-2 | 22 | 14 |
| | DF | Hershey | W, 4-0 | 19 | 7 |
| | DSF | Providence | W, 3-1 | 14 | 9 |
| 2018 | DF | Lehigh Valley | L, 1-4 | 10 | 14 |
| | DSF | W-B/Scranton | W, 3-0 | 14 | 6 |
| 2017 | DSF | Chicago | L, 2-3 | 13 | 14 |
| 2016 | DNQ | | | | |
| 2015 | DNQ | | | | |
| 2014 | DNQ | | | | |
| 2013 | CQF | Oklahoma City | L, 2-3 | 15 | 23 |
| 2012 | DNQ | | | | |
| 2011 | CF | Binghamton | L, 0-4 | 8 | 21 |
| | DF | W-B/Scranton | W, 4-2 | 10 | 10 |
| | DSF | Hershey | W, 4-2 | 19 | 17 |



Bojangles' Coliseum

Bojangles' Coliseum, operated by the Charlotte Regional Visitors Authority, hosted the first pro hockey game in Charlotte back in 1956 and was home to the Checkers for various points between then and 2005. After \$16 million in renovations, the Checkers returned to the historic building beginning with the 2015-16 season.

All-Time Playoff Individual Player Records

Players

| | | |
|-------------------------------------|----|---|
| Most points in one playoff | 23 | Andrew Poturalski, 2019 |
| Most points in one playoff game | 5 | Tomas Jurco, 5/4/19 vs. HER (2-3) |
| Most goals in one playoff | 12 | Andrew Poturalski, 2019 |
| Most goals in one playoff game | 3 | Alexi Saarela, 5/8/19 at HER |
| Most assists in one playoff | 11 | Andrew Poturalski, 2019 |
| | | Tomas Jurco, 2019 |
| Most assists in one playoff game | 3 | several times; last: Morgan Geekie, 5/8/19 at HER |
| Most playoff games played, all-time | 31 | Andrew Poturalski |

Goaltenders

| | | |
|--|------|------------------------|
| Most playoff appearances all-time | 23 | Alex Nedeljkovic |
| Most wins in one playoff | 10 | Alex Nedeljkovic, 2019 |
| Most losses in one playoff | 7 | Mike Murphy, 2011 |
| Most shutouts in one playoff | 1 | Mike Murphy, 2011 |
| | | Tom McCollum, 2017 |
| | | Alex Nedeljkovic, 2018 |
| | | Alex Nedeljkovic, 2019 |
| Lowest GAA in one playoff (min. 5 gms.) | 1.74 | Dustin Tokarski, 2019 |
| Highest save percentage in one playoff (min. 5 gms.) | .935 | Dustin Tokarski, 2019 |



Morgan Geekie

A third-round draft pick in 2017, Morgan Geekie made an immediate impact at the pro level, tying for seventh among all AHL rookies with 46 points in 73 regular-season games for Charlotte last season. Geekie elevated his game in the postseason with 18 points in 19 games, including the overtime goal vs. Toronto that clinched the Eastern Conference championship.





CHICAGO WOLVES



Don Levin
Chairman of the Board



Wendell Young
General Manager



Rocky Thompson
Head Coach



Vegas Golden Knights
NHL Affiliate

Personnel

Chairman of the Board/Governor..... Don Levin
 Vice Chairman Buddy Meyers
 Senior Executive Vice President..... Wayne Messmer
 Director..... Seth Gold
 General Manager Wendell Young
 Assistant General Manager Bill Bentley
 Senior Advisor/Director of Hockey Operations..... Gene Ubriaco
 Head Coach Rocky Thompson
 Assistant Coach..... Chris Dennis
 Assistant Coach..... Bob Nardella
 Head Athletic Trainer..... Kevin Kacer, A.T.C.
 Head Equipment Manager Ryan Shoufer
 Assistant Equipment Manager..... Tyler Carpenter
 Goaltending Coach Stan Dubicki
 Strength and Conditioning Coach..... Jeff Conkle
 Hockey Operations Assistant Norine Gillner
 Senior Vice President of Operations..... Courtney Mahoney
 Senior Vice President, Partnerships and Business Development Jon Sata
 Senior Executive Director of Ticket Sales..... Kevin Dooley
 Director of Public Relations..... Lindsey Willhite
 Executive Assistant Dana Wildman
 Executive Director of Ticket Sales..... Eric Zavilla
 Senior Director of Ticket Retention and Services..... Jackie Schroeder
 Senior Director of Program Development..... Stefanie Evans
 E-Business Specialist Mike Jucaban
 B2B and Group Events Specialist Leslie Metcalf
 Sales Development Managers Pawel Sienko, John Brooks
 Group Account Executives..... Michelle Alcazar, Ann Pacione,
 Becky Pettersen, Nicholas Cottrell
 Account Representative Alysia Zaucha
 Marketing Coordinator..... Katherine Damisch
 Ticket Sales and Services Coordinator Kendall Hutchinson
 Inside Sales Representatives..... Brandon Yunker, Nick Aikman, Liam Fogarty

Director of Partnerships Greg Sprott
 Senior Manager, Partnerships and Media Sales Tim Weaver
 Sales Executive, Partnerships Doug Ferguson
 Corporate Partnerships Executive Chris Friedrich
 Client Services Coordinator, Partnerships Brett Bennick
 Senior Creative Services Director Dan Harris
 Senior Community Relations Coordinator Anthony Domalewski
 Mascot Coordinator Nick Gutierrez
 Social Media Coordinator Jen Jordan
 Digital Content Manager..... Imran Javed
 Senior Graphic Designer..... Troy Mueller
 Graphic Designer Michael Wenzel
 Play-by-Play Broadcaster Jason Shaver
 Color Analyst Bill Gardner
 Executive Television Producer..... Ron Storto
 Producer Cameron Most
 Production Assistant..... Gabriel McDonagh
 Team Photographer Ross Dettman

Team Information

Club Colors Burgundy, Gold, Black and White
 Seating Capacity..... 16,692
 Ticket Prices..... \$12-\$53
 Attendance Records Game: 16,607 vs. Cleveland, 2/25/06
 Season: 368,390 – 2004-05
 Average: 9,209 – 2004-05
 Press Box Location..... South End, Second Level
 Flagship TV..... My50 (WPWR-TV)
 Time Zone..... Central (EST -1)

| Chicago Wolves | |
|-----------------------|-------------------------------|
| Business: | Hockey: |
| 2301 Ravine Way | 1685 W. Higgins Rd., Ste. 200 |
| Glenview, IL 60025 | Hoffman Estates, IL 60169 |
| Phone: (847) 724-4625 | Phone: (847) 730-2700 |

Media Directory

Newspaper/Wire

Chicago Tribune • Phone (312) 222-3232 • Contact: Amanda Kaschube • www.chicagotribune.com • @chicagosports
 Chicago Sun-Times • Phone (312) 321-3000 • Contact: Chris De Luca • www.suntimes.com • @suntimes_sports
 Daily Herald • Phone (847) 427-4300 • Contact: Mike Smith • www.dailyherald.com • @dailyherald
 Northwest Herald • Phone (815) 459-4040 • Contact: Kyle Nabors • www.nwherald.com • @nwherald
 Pioneer Press • Phone (847) 696-6040 • Contact: Ryan Nilsson • www.chicagotribune.com/suburbs • @pioneer_press
 Associated Press • Phone (312) 781-0500 • Contact: Andrew Seligman • www.ap.org • @AP

Television

WBBM Channel 2 (CBS) • Phone (312) 899-2330 • Contact: Krista Ruch • www.chicago.cbslocal.com • @cbschicago
 WMAQ Channel 5 (NBC) • Phone (312) 836-5665 • Contact: Steve Lippo • www.nbcchicago.com • @nbcchicago
 WLS Channel 7 (ABC) • Phone (312) 750-7108 • Contact: Larry Snyder • www.abc7chicago.com • @ABC7Chicago
 WGN Channel 9 • Phone (773) 883-3325 • Contact: Joel Liberatore • www.wgntv.com • @WGNNews
 WFLD Channel 32 (FOX) • Phone (312) 565-5532 • Contact: John Eskra • www.myfoxchicago.com • @fox32news
 NBC Sports Chicago • Phone (312) 222-6080 • Contact: Tim Folke • www.nbcsports.com/chicago • @NBCSChicago
 WCIU Channel 26 • Phone (312) 705-2600 • Contact: TBA • www.wciu.com • @WCIU



Radio

WSCR 670 AM • Phone (312) 245-6000 • Contact: TBA
 ESPN Radio 1000 (WMVP) • Phone (312) 980-1000 • Contact: Adam Delevitt
 WBBM 780 AM • Phone (312) 297-7847 • Contact: Josh Liss
 WGN 720 AM • Phone (312) 222-5094 • Contact: Dave Eanet
 Shadow Broadcasting Services • Phone (312) 705-1735

Season Results

| Season | Aff | Head Coach | GP | W | L | T | OTL | SOL | PTS | GF | GA | Finish | Playoff Result (W-L Record) |
|---------|-----|------------------------|-------|-----|-----|----|-----|-----|-------|-------|-------|-------------------|-------------------------------------|
| 2001-02 | ATL | John Anderson | 80 | 37 | 31 | 7 | 5 | -- | 86 | 250 | 236 | 4th, West | Won Calder Cup (17-8) |
| 2002-03 | ATL | John Anderson | 80 | 43 | 25 | 8 | 4 | -- | 98 | 276 | 237 | 2nd, West | Lost Conference Semifinals (3-6) |
| 2003-04 | ATL | John Anderson | 80 | 42 | 26 | 9 | 3 | -- | 96 | 246 | 208 | 3rd, West | Lost Division Finals (6-4) |
| 2004-05 | ATL | John Anderson | 80 | 49 | 24 | -- | 5 | 2 | 105 | 245 | 211 | 1st, West | Lost Calder Cup Finals (12-6) |
| 2005-06 | ATL | John Anderson | 80 | 36 | 32 | -- | 4 | 8 | 84 | 278 | 275 | 5th, West | Did not qualify |
| 2006-07 | ATL | John Anderson | 80 | 46 | 25 | -- | 3 | 6 | 101 | 331 | 252 | 2nd, West | Lost Conference Finals (9-6) |
| 2007-08 | ATL | John Anderson | 80 | 53 | 22 | -- | 2 | 3 | 111 | 300 | 226 | 1st, West | Won Calder Cup (16-8) |
| 2008-09 | ATL | Don Granato | 80 | 38 | 37 | -- | 3 | 2 | 81 | 226 | 222 | 6th, West | Did not qualify |
| 2009-10 | ATL | Don Granato, Don Lever | 80 | 49 | 24 | -- | 1 | 6 | 105 | 264 | 214 | 1st, West | Lost Division Finals (7-7) |
| 2010-11 | ATL | Don Lever | 80 | 39 | 30 | -- | 5 | 6 | 89 | 260 | 262 | 6th, West | Did not qualify |
| 2011-12 | VAN | Craig MacTavish | 76 | 42 | 27 | -- | 4 | 3 | 91 | 213 | 193 | 1st, Midwest (3) | Lost Conference Quarterfinals (2-3) |
| 2012-13 | VAN | Scott Arniel | 76 | 37 | 30 | -- | 5 | 4 | 83 | 204 | 207 | 4th, Midwest (10) | Did not qualify |
| 2013-14 | STL | John Anderson | 76 | 45 | 21 | -- | 5 | 5 | 100 | 239 | 191 | 1st, Midwest (2) | Lost Conference Semifinals (3-6) |
| 2014-15 | STL | John Anderson | 76 | 40 | 29 | -- | 6 | 1 | 87 | 210 | 198 | 3rd, Midwest (8) | Lost Conference Quarterfinals (2-3) |
| 2015-16 | STL | John Anderson | 76 | 33 | 35 | -- | 5 | 3 | 74 | 194 | 228 | 6th, Central | Did not qualify |
| 2016-17 | STL | Craig Berube | 76 | 44 | 19 | -- | 8 | 5 | 101 | 251 | 200 | 1st, Central | Lost Division Finals (4-6) |
| 2017-18 | VGK | Rocky Thompson | 76 | 42 | 23 | -- | 7 | 4 | 95 | 244 | 208 | 1st, Central | Lost Division Semifinals (0-3) |
| 2018-19 | VGK | Rocky Thompson | 76 | 44 | 22 | -- | 6 | 4 | 98 | 250 | 199 | 1st, Central | Lost Calder Cup Finals (12-10) |
| TOTALS | | | 1,408 | 759 | 482 | 24 | 81 | 62 | 1,685 | 4,481 | 3,967 | | |

NOTE: 2009-10 -- Granato (1-5-0-0), Lever (48-19-1-6)

...In The System

- Lucas Elvenes (F), 6-1, 172 lbs., shoots left. Born 8/18/99, Angelholm, Sweden
Last year's team: Rogle BK (Swe.) 42gp, 3+17=20pts.
- Dylan Ferguson (G), 6-2, 194 lbs., catches left. Born 9/20/98, Lantzville, B.C.
Last year's team: Kamloops (WHL) 49gp, 17-24-1, 3.01gaa, .908sv%
- Cody Glass (C), 6-2, 185 lbs., shoots right. Born 4/1/99, Winnipeg, Man.
Last year's teams: Portland (WHL) 38gp, 15+54=69pts... Chicago (AHL) 6gp, 3+2=5pts.
- Nicolas Hague (D), 6-6, 215 lbs., shoots left. Born 12/5/98, Kitchener, Ont.
Last year's team: Chicago (AHL) 75gp, 13+19=32pts.
- Nicolas Roy (F), 6-4, 215 lbs., shoots right. Born 2/25/97, Amos, Que.
Last year's teams: Charlotte (AHL) 69gp, 17+19=36pts... Carolina (NHL) 6gp, 0+0=0pts.



Gage Quinney

Las Vegas native Gage Quinney tallied 43 points and scored a team-leading three shorthanded goals in his first season with the Wolves in 2018-19. Quinney posted multiple points on nine occasions, including his first AHL hat trick on Oct. 24 vs. Cleveland, and led all AHL forwards with a plus-36 rating.

2019-20 Schedule (All Times Local)

| Day | Date | Time | Opponent | Day | Date | Time | Opponent |
|-----|----------|----------|----------------|-----|---------|----------|----------------|
| Sat | 10/5/19 | 7:00 PM | Grand Rapids | Fri | 1/10/20 | 7:00 PM | @ San Antonio |
| Fri | 10/11/19 | 7:00 PM | @ San Antonio | Sat | 1/11/20 | 7:00 PM | @ San Antonio |
| Sat | 10/12/19 | 7:00 PM | @ San Antonio | Wed | 1/15/20 | 7:00 PM | @ Milwaukee |
| Fri | 10/18/19 | 7:00 PM | @ Rockford | Sat | 1/18/20 | 7:00 PM | Milwaukee |
| Sat | 10/19/19 | 7:00 PM | Rockford | Sun | 1/19/20 | 3:00 PM | Rockford |
| Sun | 10/20/19 | 3:00 PM | Milwaukee | Fri | 1/24/20 | 7:00 PM | @ Texas |
| Wed | 10/23/19 | 11:00 AM | Texas | Sat | 1/25/20 | 7:00 PM | @ Texas |
| Sat | 10/26/19 | 7:00 PM | Manitoba | Fri | 1/31/20 | 7:00 PM | Milwaukee |
| Tue | 10/29/19 | 7:05 PM | @ Tucson | Sat | 2/1/20 | 7:00 PM | Manitoba |
| Wed | 10/30/19 | 7:05 PM | @ Tucson | Thu | 2/6/20 | 7:00 PM | @ Manitoba |
| Sat | 11/2/19 | 6:00 PM | @ Milwaukee | Fri | 2/7/20 | 7:00 PM | @ Manitoba |
| Sun | 11/3/19 | 4:00 PM | @ Rockford | Thu | 2/13/20 | 7:00 PM | Milwaukee |
| Thu | 11/7/19 | 10:30 AM | @ Iowa | Sat | 2/15/20 | 7:00 PM | Grand Rapids |
| Sat | 11/9/19 | 7:00 PM | Manitoba | Sun | 2/16/20 | 3:00 PM | Cleveland |
| Sun | 11/10/19 | 3:00 PM | Rockford | Thu | 2/20/20 | 11:00 AM | Grand Rapids |
| Wed | 11/13/19 | 7:00 PM | @ Milwaukee | Fri | 2/21/20 | 7:00 PM | @ Milwaukee |
| Sat | 11/16/19 | 7:00 PM | Iowa | Sun | 2/23/20 | 3:00 PM | Rockford |
| Sun | 11/17/19 | 5:00 PM | @ Iowa | Tue | 2/25/20 | 7:00 PM | @ Iowa |
| Tue | 11/19/19 | 7:00 PM | San Antonio | Sat | 2/29/20 | 2:00 PM | @ Manitoba |
| Thu | 11/21/19 | 7:00 PM | @ Cleveland | Sun | 3/1/20 | 2:00 PM | @ Manitoba |
| Fri | 11/22/19 | 7:00 PM | @ Cleveland | Thu | 3/5/20 | 7:00 PM | Tucson |
| Wed | 11/27/19 | 7:00 PM | Grand Rapids | Sat | 3/7/20 | 7:00 PM | Tucson |
| Fri | 11/29/19 | 7:00 PM | @ Rockford | Sun | 3/8/20 | 3:00 PM | Rockford |
| Sat | 11/30/19 | 7:00 PM | Manitoba | Fri | 3/13/20 | 7:00 PM | San Antonio |
| Wed | 12/4/19 | 7:00 PM | @ Grand Rapids | Sat | 3/14/20 | 7:00 PM | Rockford |
| Fri | 12/6/19 | 7:00 PM | @ Manitoba | Sun | 3/15/20 | 3:00 PM | Manitoba |
| Sat | 12/7/19 | 6:00 PM | @ Manitoba | Fri | 3/20/20 | 7:00 PM | @ Texas |
| Fri | 12/13/19 | 7:00 PM | @ Milwaukee | Sat | 3/21/20 | 7:00 PM | @ Texas |
| Sat | 12/14/19 | 7:00 PM | Milwaukee | Tue | 3/24/20 | 7:00 PM | Cleveland |
| Tue | 12/17/19 | 11:00 AM | San Antonio | Fri | 3/27/20 | 7:00 PM | @ Grand Rapids |
| Sat | 12/21/19 | 7:00 PM | Texas | Sat | 3/28/20 | 7:00 PM | San Antonio |
| Sun | 12/22/19 | 3:00 PM | Texas | Sun | 3/29/20 | 4:00 PM | @ Rockford |
| Sat | 12/28/19 | 6:00 PM | @ Iowa | Fri | 4/3/20 | 7:00 PM | @ Rockford |
| Sun | 12/29/19 | 3:00 PM | Milwaukee | Sat | 4/4/20 | 7:00 PM | Iowa |
| Tue | 12/31/19 | 6:00 PM | @ Grand Rapids | Sun | 4/5/20 | 3:00 PM | Iowa |
| Thu | 1/2/20 | 7:00 PM | Texas | Wed | 4/8/20 | 7:00 PM | @ Milwaukee |
| Sat | 1/4/20 | 7:00 PM | Iowa | Fri | 4/10/20 | 7:00 PM | @ Grand Rapids |
| Sun | 1/5/20 | 4:00 PM | @ Rockford | Sat | 4/11/20 | 7:00 PM | Manitoba |

DID YOU KNOW?

The Wolves have had four players receive the Les Cunningham Award as AHL MVP: **Darren Haydar** (2006-07), **Jason Krog** (2007-08), **Kenny Agostino** (2016-17) and **Daniel Carr** (2018-19).



All-Time Regular Season Team Records

| | | |
|---|----------|---|
| Division championships (regular season)..... | 8 | 2004-05, 2007-08, 2009-10, 2011-12, 2013-14, 2016-17, 2017-18, 2018-19 |
| Overall regular season point championships..... | 0 | |
| Most points in one season..... | 111 | 2007-08 |
| Fewest points in one season..... | 74 | 2015-16 |
| Most wins in one season..... | 53 | 2007-08 |
| Fewest wins in one season..... | 33 | 2015-16 |
| Most losses in one season (L+OTL)..... | 40 | 2008-09, 2015-16 |
| Fewest losses in one season (L+OTL)..... | 24 | 2007-08 |
| Most ties in one season..... | 9 | 2003-04 |
| Fewest ties in one season..... | 7 | 2001-02 |
| Most shootout losses in one season..... | 8 | 2005-06 |
| Fewest shootout losses in one season..... | 1 | 2014-15 |
| Most goals scored in one season..... | 331 | 2006-07 |
| Fewest goals scored in one season..... | 204 | 2012-13 |
| Most goals allowed in one season..... | 275 | 2005-06 |
| Fewest goals allowed in one season..... | 191 | 2013-14 |
| Most penalty minutes in one season..... | 2,032 | 2005-06 |
| Fewest penalty minutes in one season..... | 848 | 2017-18 |
| Longest winning streak overall..... | 9 games | 11/23/02-12/17/02 3/18/06-4/7/06 |
| Longest winning streak at home..... | 13 games | 12/6/17-2/15/18 |
| Longest winning streak away..... | 8 games | 10/7/06-11/10/06 |
| Longest points streak overall..... | 14 games | 10/6/07-11/17/07 (13-0-1-0) 1/24/10-2/21/10 (12-0-0-2) 12/9/17-1/10/18 (12-0-1-1) |
| Longest points streak at home..... | 17 games | 12/8/13-3/2/14 (15-0-2-0) |
| Longest points streak away..... | 9 games | 10/6/07-11/16/07 (8-0-1-0) |
| Longest undefeated streak overall..... | 11 games | 3/15/03-4/5/03 (10-0-1-0) |
| Longest undefeated streak at home..... | 13 games | 3/1/03-4/5/03 (12-0-1-0) 12/6/17-2/15/18 (13-0-0-0) |
| Longest undefeated streak away..... | 8 games | 10/7/06-11/10/06 (8-0-0-0) |
| Longest losing streak (L+OTL) overall..... | 7 games | 11/3/01-11/17/01 12/31/08-1/11/09 11/6/10-11/17/10 |
| Longest losing streak (L+OTL) at home..... | 6 games | 12/30/06-1/17/07 |
| Longest losing streak (L+OTL) away..... | 8 games | 12/11/15-1/12/16 |
| Longest winless streak overall..... | 7 games | 11/3/01-11/17/01 (0-4-0-3) 12/31/08-1/11/09 (0-6-1-0) |
| Longest winless streak at home..... | 7 games | 12/27/06-1/17/07 (0-6-0-1) |
| Longest winless streak away..... | 8 games | 12/11/15-1/12/16 (0-8-0-0) |

All-Time Regular Season Individual Player Records
Players

| | | |
|--|-----|--|
| Most points in one season..... | 122 | Darren Haydar, 2006-07 |
| Most goals in one season..... | 55 | Brett Sterling, 2006-07 |
| Most assists in one season..... | 81 | Darren Haydar, 2006-07 |
| Most penalty minutes in one season..... | 267 | Kip Brennan, 2004-05 |
| Most power-play goals in one season..... | 21 | Brett Sterling, 2006-07 |
| Most shorthanded goals in one season..... | 7 | Ben Simon, 2002-03 |
| Most game-winning goals in one season..... | 10 | Brett Sterling, 2007-08 Mark Mancari, 2011-12 Shane Harper, 2014-15 |
| Most points in one game..... | 7 | Jason Krog, 11/4/06 at PEO (3-4) |
| Most goals in one game..... | 4 | Nigel Dawes, 1/5/11 vs. TOR Kenny Agostino, 12/31/16 at IA Daniel Carr, 11/7/18 at MIL |
| Most assists in one game..... | 5 | Brooks Macek, 11/7/18 at MIL |

Goaltenders

| | | |
|--|-------|---|
| Most appearances in one season..... | 57 | Kari Lehtonen, 2004-05 |
| Most minutes played in one season..... | 3,378 | Kari Lehtonen, 2004-05 |
| Most wins in one season..... | 38 | Kari Lehtonen, 2004-05 |
| Most losses in one season..... | 25 | Norm Maracle, 2001-02 Matt Climie, 2012-13 |
| Most ties/OT/shootout losses in one season..... | 6 | Norm Maracle, 2002-03 |
| Most shutouts in one season..... | 7 | Jake Allen, 2013-14 |
| Lowest GAA in one season (min. 25 gms.)..... | 2.03 | Jake Allen, 2013-14 |
| Highest save percentage in one season (min. 25 gms.)..... | .929 | Kari Lehtonen, 2004-05 |

All-Time Regular Season Points Leaders

| NAME | GP | G | A | PTS | Seasons |
|--------------------|-----|-----|-----|-----|---------------------|
| 1 Darren Haydar | 342 | 128 | 240 | 368 | 06-08, 10-13 |
| 2 Brett Sterling | 408 | 193 | 169 | 362 | 06-10, 12-13, 16-18 |
| 3 Jason Krog | 282 | 98 | 244 | 342 | 06-08, 09-11 |
| 4 Steve Maltais | 302 | 110 | 163 | 273 | 2001-05 |
| 5 Derek MacKenzie | 377 | 83 | 101 | 184 | 2001-07 |
| 6 Kevin Doell | 375 | 69 | 106 | 175 | 03-08, 09-10, 11-12 |
| 7 J.P. Vigier | 201 | 83 | 84 | 167 | 01-03, 04-05 |
| 8 Spencer Machacek | 223 | 64 | 86 | 150 | 2008-11 |
| 9 Rob Brown | 139 | 44 | 102 | 146 | 2001-03 |
| Cory Larose | 143 | 48 | 98 | 146 | 04-05, 06-07 |

All-Time Regular Season Goaltending Leaders (Wins)

| Name | GP | W | L | OT/SOL | GAA | SV% | SO | Seasons |
|---------------------|-----|----|----|--------|------|------|----|---------------------|
| 1 Matt Climie | 145 | 70 | 60 | 8 | 2.52 | .914 | 9 | 2011-15 |
| 2 Kari Lehtonen | 102 | 61 | 33 | 6 | 2.33 | .927 | 8 | 03-05, 07-08, 09-10 |
| 3 Jordan Binnington | 119 | 59 | 40 | 17 | 2.62 | .911 | 6 | 2013-17 |
| 4 Michael Garnett | 116 | 56 | 40 | 7 | 3.05 | .898 | 4 | 2002-07 |
| 5 Ondrej Pavelec | 93 | 51 | 37 | 5 | 2.69 | .912 | 5 | 07-09, 10-11 |



Keegan Kolesar

In his first full AHL season, Keegan Kolesar was one of four Wolves to score 20 goals in 2018-19, and his 36 points more than doubled his 2017-18 total. Kolesar went on to tally six goals and five assists in 21 postseason games, including three game-winning goals.

History of Team Captains

| | |
|---------|-------------------|
| 2001-05 | Steve Maltais |
| 2005-06 | Derek MacKenzie |
| 2006-07 | none |
| 2007-08 | Darren Haydar |
| 2008-09 | Jamie Rivers |
| 2009-11 | Jason Krog |
| 2011-12 | Nolan Baumgartner |
| 2012-13 | Darren Haydar |
| 2013-14 | Taylor Chorney |
| 2014-15 | Brent Regner |
| 2015-16 | Pat Cannone |
| 2016-17 | Chris Butler |
| 2017-18 | Paul Thompson |
| 2018-19 | none |

Retired Numbers

| | |
|-----|---------------|
| #1 | Wendell Young |
| #11 | Steve Maltais |



Playoff Facts

| | |
|--|----------------|
| Number participated in: | 13 |
| Number of individual series won: | 22 |
| Number of individual series lost: | 11 |
| Total number of playoff games played: | 169 |
| Games won: | 93 |
| Games lost: | 76 |
| Number of overtime games: | 33 |
| Overtime games won: | 15 |
| Overtime games lost: | 18 |
| Number of games opponents shut out: | 14 |
| Number of games shut out by opponents: | 11 |
| Calder Cup Championships: | 2 (2002, 2008) |
| Losing Finalist: | 2 (2005, 2019) |

All-Time Playoff Points Leaders

| Player | GP | G | A | PTS | Seasons |
|--------------------|----|----|----|-----|--------------|
| 1 Jason Krog | 53 | 22 | 46 | 68 | 06-08, 09-10 |
| 2 Darren Haydar | 44 | 26 | 33 | 59 | 06-08, 11-12 |
| 3 Steve Maltais | 62 | 25 | 26 | 51 | 2001-05 |
| 4 Rob Brown | 34 | 8 | 32 | 40 | 2001-03 |
| 5 Brett Sterling | 46 | 16 | 17 | 33 | 06-10, 16-18 |
| 6 J.P. Vigier | 48 | 15 | 17 | 32 | 01-03, 04-05 |
| 7 Nathan Oystriick | 53 | 5 | 22 | 27 | 2007-10 |
| 8 Joel Kwiatkowski | 24 | 10 | 15 | 25 | 2007-08 |
| Andreas Karlsson | 32 | 8 | 17 | 25 | 2001-03 |
| Derek MacKenzie | 62 | 16 | 9 | 25 | 2001-05 |

All-Time Playoff Individual Player Records

| | | |
|-------------------------------------|----|--|
| Players | | |
| Most points in one playoff | 38 | Jason Krog, 2008 |
| Most points in one playoff game | 4 | several times; last: Jason Krog, 6/10/08 vs. WBS (3-1) |
| Most goals in one playoff | 12 | Steve Maltais, 2002 Jason Krog, 2008 Darren Haydar, 2008 |
| Most goals in one playoff game | 3 | several times; last: Curtis McKenzie, 5/10/19 at IA |
| Most assists in one playoff | 26 | Rob Brown, 2002 Jason Krog, 2008 |
| Most assists in one playoff game | 4 | Darren Haydar, 5/4/07 vs. IA |
| Most playoff games played, all-time | 62 | Steve Maltais Derek MacKenzie |

Goaltenders

| | | |
|--|------|---|
| Most playoff appearances all-time | 26 | Kari Lehtonen |
| Most wins in one playoff | 16 | Ondrej Pavelec, 2008 |
| Most losses in one playoff | 9 | Oscar Dansk, 2019 |
| Most shutouts in one playoff | 2 | Pasi Nurminen, 2002 Kari Lehtonen, 2005 Ondrej Pavelec, 2008 Peter Mannino, 2010 |
| Lowest GAA in one playoff (min. 5 gms.) | 1.62 | Fred Brathwaite, 2007 |
| Highest save percentage in one playoff (min. 5 gms.) | .944 | Fred Brathwaite, 2007 |

All-Time Playoff Results

| Year | Round | Opponent | Result | GF | GA |
|------|------------|--------------|--------|----|----|
| 2019 | F | Charlotte | L, 1-4 | 14 | 22 |
| | CF | San Diego | W, 4-2 | 17 | 14 |
| | DF | Iowa | W, 4-2 | 18 | 14 |
| | DSF | Grand Rapids | W, 3-2 | 15 | 17 |
| 2018 | DSF | Rockford | L, 0-3 | 6 | 11 |
| 2017 | DF | Grand Rapids | L, 1-4 | 15 | 22 |
| | DSF | Charlotte | W, 3-2 | 14 | 13 |
| 2016 | DNQ | | | | |
| 2015 | CQF | Utica | L, 2-3 | 11 | 13 |
| 2014 | CSF | Toronto | L, 0-4 | 7 | 17 |
| | CQF | Rochester | W, 3-2 | 16 | 15 |
| 2013 | DNQ | | | | |
| 2012 | CQF | San Antonio | L, 2-3 | 15 | 15 |
| 2011 | DNQ | | | | |
| 2010 | DF | Texas | L, 3-4 | 24 | 24 |
| | DSF | Milwaukee | W, 4-3 | 20 | 22 |
| 2009 | DNQ | | | | |
| 2008 | F | W-B/Scranton | W, 4-2 | 23 | 17 |
| | CF | Toronto | W, 4-1 | 18 | 10 |
| | DF | Rockford | W, 4-3 | 23 | 19 |
| | DSF | Milwaukee | W, 4-2 | 16 | 11 |
| 2007 | CF | Hamilton | L, 1-4 | 10 | 14 |
| | DF | Iowa | W, 4-2 | 28 | 15 |
| | DSF | Milwaukee | W, 4-0 | 13 | 7 |
| 2006 | DNQ | | | | |
| 2005 | F | Philadelphia | L, 0-4 | 4 | 10 |
| | CF | Manitoba | W, 4-0 | 15 | 6 |
| | DF | Cincinnati | W, 4-1 | 18 | 9 |
| | DSF | Houston | W, 4-1 | 13 | 7 |
| 2004 | DF | Milwaukee | L, 2-4 | 14 | 18 |
| | DSF | Grand Rapids | W, 4-0 | 17 | 6 |
| 2003 | CSF | Grand Rapids | L, 0-4 | 5 | 11 |
| | CQF | Hershey | W, 3-2 | 16 | 12 |
| | Q | Cincinnati | W, 2-1 | 8 | 7 |
| 2002 | F | Bridgeport | W, 4-1 | 18 | 11 |
| | CF | Houston | W, 4-1 | 21 | 11 |
| | CSF | Syracuse | W, 4-3 | 18 | 17 |
| | CQF | Grand Rapids | W, 3-2 | 12 | 11 |
| Q | Cincinnati | W, 2-1 | 8 | 7 | |



Allstate Arena

Allstate Arena was built in 1979 and is one of the centerpieces of Rosemont, which is located northwest of downtown Chicago. The arena hosts more than 150 events annually, welcoming an average of 1.5 million people through the turnstiles each year to witness concerts, sporting events and other entertaining shows. With a seating capacity of 16,692 for Chicago Wolves hockey, the Allstate Arena is one of the largest indoor entertainment facilities in the Chicago area.





CLEVELAND MONSTERS



Mike Ostrowski
COO/Senior Vice President



Chris Clark
General Manager



Mike Eaves
Head Coach



Columbus Blue Jackets
NHL Affiliate

Personnel

Chairman Dan Gilbert
 Chief Executive Officer, Cleveland Cavaliers and
 Rocket Mortgage FieldHouse Len Komoroski
 President of Business Operations, Cleveland Cavaliers Nic Barlage
 Chief Operating Officer/
 Senior Vice President of Franchise Operations Mike Ostrowski
 Director of Player Personnel, Columbus Blue Jackets/
 General Manager, Cleveland Monsters Chris Clark
 Head Coach Mike Eaves
 Assistant Coach Steve McCarthy
 Assistant Coach Trent Vogelhuber
 Development Coach Gregory Campbell
 European Player Development Coach Jarkko Ruutu
 Goaltending Development Coach Jim Corsi
 Assistant Development Coach Jared Boll
 Video Coach John Hamre
 Strength & Conditioning Coach Kevin Schmalzreid
 Equipment Manager Dustin Halstead
 Head Athletic Trainer Tom Bourdon
 Vice President, Hockey Affairs/Team Services Jock Callander
 Vice President, Broadcasting Dave Dombrowski
 Vice President, Ticket Sales & Service Matt Kalister
 Business Operations Advisor Pam Frasco
 Senior Director, Game Presentation Matt Bettinger
 Senior Director, Corporate Partnership Development Neil Fortier
 Senior Director, Corporate Partnership Marketing Greg Prymicz
 Director, Marketing & Communications Ben Adams
 Director, Ticket Sales & Service Grant Hesselbart
 Director, Franchise Partnership Development Brian Mather
 Director, Franchise Partnership Marketing Alan Mowrey
 Director, Sales & Service Operations Kim Palsa
 Senior Manager, Broadcasting/Team Communications Tony Brown
 Senior Manager, Membership Development Ryan Caler
 Senior Manager, Group Sales Jessica Fisher
 Manager, Business Development Mike DeAngelo
 Manager, Franchise Partnership Marketing Mike Sansone
 Manager, Franchise Partnership Marketing Mike Sedlak
 Manager, Franchise Partnership Development Ben Deighton
 Manager, Franchise Partnership Development Kevin Shiley
 Manager, Client Event & Member Benefits Celena Zevnik

Senior Coordinator, Digital Content Kelsey Spadaro
 Senior Coordinator, Marketing & Fan Development Noah Volz
 Coordinator, Communications Nicole Del Villano
 Coordinator, Partnership Marketing Service Matt Sharp
 Senior Specialist, Youth Hockey & Group Events Joe Kummerl
 Senior Specialist, Membership Development Steve McClave
 Specialist, Business Development Josh Chua
 Specialist, Business Development Malyn Collins
 Specialist, Membership Development Carlie Kapres
 Specialist, Community Relations Raven Payne
 Specialist, Group Events Tori Priest
 Specialist, Group Events Kate Lentz
 Director, Engineering Joe Fritchen
 Engineering Manager Stacy Knox
 Broadcast Manager/Traffic Coordinator Ryan Banks
 Senior Producer & In-Game Director Chris Thomas
 Senior Graphic Designer Nick Prost
 Senior Graphic Designer Blaine Fridrick
 Seasonal Assistant Rachel Prieto
 Seasonal Assistant Nick Lamb
 Seasonal Assistant Alex Lim

Team Information

Club Colors Black, Wine, Gold
 Home Arena Rocket Mortgage FieldHouse
 Seating Capacity 18,277 (9,447 lower bowl)
 Ticket Prices \$10-\$75
 Attendance Records Game: 19,665 (playoffs) vs. Hershey, 6/11/16
 18,626 (reg. season) vs. Texas, 1/22/10
 Season: 349,503 – 2017-18
 Average: 9,197 – 2017-18
 Press Box Location Section M104
 Flagship Radio Station Alt 99.1 (99.1 FM WMMS-HD2)
 Flagship TV Stations Fox Sports Ohio, SportsTime Ohio
 Time Zone Eastern

Cleveland Monsters
 Rocket Mortgage FieldHouse
 One Center Ice
 Cleveland, OH 44115
 Phone: (216) 420-0000

...In The System

- Gabriel Carlsson (D), 6-5, 192 lbs., shoots left. Born 1/2/97, Orebro, Sweden
 Last year's teams: Cleveland (AHL) 67gp, 2+10=12pts... Columbus (NHL) 1gp, 0+0=0pts.
- Ryan Collins (D), 6-5, 212 lbs., shoots right. Born 5/6/96, Bloomington, Minn.
 Last year's team: Cleveland (AHL) 60gp, 3+6=9pts.
- Eric Robinson (LW), 6-2, 201 lbs., shoots left. Born 6/14/95, Bellmawr, N.J.
 Last year's teams: Cleveland (AHL) 45gp, 12+12=24pts... Columbus (NHL) 13gp, 0+0=0pts.
- Kole Sherwood (RW), 6-1, 203 lbs., shoots right. Born 1/22/97, New Albany, Ohio
 Last year's teams: Cleveland (AHL) 56gp, 16+9=25pts... Jacksonville (ECHL) 3gp, 1+0=1pt...
 Columbus (NHL) 2gp, 0+0=0pts.
- Kevin Stenlund (C), 6-4, 209 lbs., shoots right. Born 9/20/96, Stockholm, Sweden
 Last year's teams: Cleveland (AHL) 59gp, 15+10=25pts... Columbus (NHL) 4gp, 0+0=0pts.



Cleveland Monsters

Media Directory

Newspaper/Wire

Cleveland Plain Dealer • Phone (216) 999-4370 • Contact: Tim Warsinskey • www.cleveland.com/plaindealer • @theplaindealer

The News-Herald • Phone (440) 951-0000 • Contact: Mark Podolski, Jeff Schudel • www.news-herald.com • @pcnnews herald

Associated Press • Phone (216) 771-2172 • Contact: Tom Withers (@twithersap) • www.ap.org • @AP

Television

WKYC-TV 3 (NBC) • Phone (216) 344-3300 • Contact: Jeff Yakawiak, Dave Chudowsky • www.wkyc.com • @wkyc

WEWS-TV 5 (ABC) • Phone (216) 431-3486 • Contact: Derek Forrest • www.newsnet5.com • @wews

WJW-TV 8 (Fox) • Phone (216) 432-4240 • Contact: John Telich, P.J. Ziegler • www.fox8.com • @fox8news

WOIO-TV 19 (CBS) • Phone (216) 367-7300 • Contact: Mark Schwab, Tony Zarrella • www.cleveland19.com • @woiosports

Fox Sports Ohio • Phone (440) 746-8000 • www.foxsports.com/ohio • @FoxSportsOH

SportsTime Ohio • Phone (216) 736-4450 • www.foxsports.com/ohio • @SportsTimeOhio

Radio

Alt 99.1 FM • Phone (216) 520-2600 • alt991cleveland.iheart.com • @Alt991Cleveland

Season Results

| Season | Aff | Head Coach | GP | W | L | T | OTL | SOL | PTS | GF | GA | Finish | Playoff Result (W-L Record) |
|----------------|------------|---------------------|------------|------------|------------|----|-----------|-----------|------------|--------------|--------------|---------------------|--------------------------------|
| 2007-08 | COL | Joe Sacco | 80 | 26 | 41 | -- | 6 | 7 | 65 | 209 | 276 | 6th, North | Did not qualify |
| 2008-09 | COL | Joe Sacco | 80 | 34 | 38 | -- | 3 | 5 | 76 | 199 | 218 | 6th, North | Did not qualify |
| 2009-10 | COL | David Quinn | 80 | 34 | 37 | -- | 1 | 8 | 77 | 234 | 257 | 6th, North | Did not qualify |
| 2010-11 | COL | David Quinn | 80 | 44 | 28 | -- | 3 | 5 | 96 | 223 | 206 | 2nd, North | Lost Division Semifinals (3-4) |
| 2011-12 | COL | David Quinn | 76 | 37 | 29 | -- | 3 | 7 | 84 | 189 | 210 | 3rd, North (10) | Did not qualify |
| 2012-13 | COL | Dean Chynoweth | 76 | 35 | 31 | -- | 3 | 7 | 80 | 211 | 220 | 3rd, North (11) | Did not qualify |
| 2013-14 | COL | Dean Chynoweth | 76 | 32 | 33 | -- | 1 | 10 | 75 | 197 | 232 | 4th, North (12) | Did not qualify |
| 2014-15 | COL | Dean Chynoweth | 76 | 35 | 29 | -- | 8 | 4 | 82 | 211 | 240 | 4th, Midwest (9) | Did not qualify |
| 2015-16 | CBJ | Jared Bednar | 76 | 43 | 22 | -- | 6 | 5 | 97 | 211 | 188 | 2nd, Central | Won Calder Cup (15-2) |
| 2016-17 | CBJ | John Madden | 76 | 39 | 29 | -- | 4 | 4 | 86 | 195 | 198 | 5th, Central | Did not qualify |
| 2017-18 | CBJ | John Madden | 76 | 25 | 41 | -- | 7 | 3 | 60 | 190 | 258 | 7th, Central | Did not qualify |
| 2018-19 | CBJ | John Madden | 76 | 37 | 29 | -- | 8 | 2 | 84 | 232 | 234 | 4th, Central | Lost Division Finals (3-5) |
| TOTALS | | | 928 | 421 | 387 | -- | 53 | 67 | 962 | 2,501 | 2,737 | | |

Known as Lake Erie Monsters, 2007-16

2019-20 Schedule (All Times Local)

| Day | Date | Time | Opponent | Day | Date | Time | Opponent |
|-----|----------|----------|-----------------|-----|---------|----------|-----------------|
| Fri | 10/4/19 | 7:30 PM | @ Laval | Wed | 1/15/20 | 7:05 PM | @ Binghamton |
| Sat | 10/5/19 | 3:00 PM | @ Laval | Fri | 1/17/20 | 7:05 PM | @ Rochester |
| Fri | 10/11/19 | 7:00 PM | Syracuse | Sat | 1/18/20 | 7:00 PM | @ Utica |
| Sat | 10/12/19 | 7:00 PM | Syracuse | Wed | 1/22/20 | 7:00 PM | Rochester |
| Fri | 10/18/19 | 7:05 PM | @ Rochester | Fri | 1/24/20 | 7:00 PM | Toronto |
| Sat | 10/19/19 | 4:00 PM | @ Toronto | Sat | 1/25/20 | 1:00 PM | Toronto |
| Sun | 10/20/19 | 4:00 PM | @ Toronto | Fri | 1/31/20 | 7:00 PM | Utica |
| Fri | 10/25/19 | 7:00 PM | Rockford | Sat | 2/1/20 | 1:00 PM | Utica |
| Sat | 10/26/19 | 1:00 PM | Rockford | Wed | 2/5/20 | 7:00 PM | Rochester |
| Fri | 11/1/19 | 7:00 PM | Charlotte | Fri | 2/7/20 | 7:00 PM | Binghamton |
| Sun | 11/3/19 | 1:00 PM | Charlotte | Sun | 2/9/20 | 1:00 PM | Binghamton |
| Wed | 11/6/19 | 11:00 AM | @ Grand Rapids | Tue | 2/11/20 | 7:00 PM | Grand Rapids |
| Fri | 11/8/19 | 7:00 PM | Laval | Fri | 2/14/20 | 7:00 PM | @ Grand Rapids |
| Sat | 11/9/19 | 7:00 PM | Laval | Sat | 2/15/20 | 6:00 PM | @ Rockford |
| Tue | 11/12/19 | 7:00 PM | Grand Rapids | Sun | 2/16/20 | 3:00 PM | @ Chicago |
| Fri | 11/15/19 | 7:05 PM | @ Rochester | Fri | 2/21/20 | 7:00 PM | @ Syracuse |
| Sat | 11/16/19 | 7:00 PM | @ Syracuse | Sat | 2/22/20 | 7:05 PM | @ Rochester |
| Thu | 11/21/19 | 7:00 PM | Chicago | Wed | 2/26/20 | 11:00 AM | @ Toronto |
| Fri | 11/22/19 | 7:00 PM | Chicago | Fri | 2/28/20 | 7:00 PM | Belleville |
| Tue | 11/26/19 | 7:00 PM | @ Charlotte | Sat | 2/29/20 | 1:00 PM | Belleville |
| Wed | 11/27/19 | 7:00 PM | @ Charlotte | Thu | 3/5/20 | 7:00 PM | Laval |
| Sat | 11/30/19 | 7:00 PM | Rochester | Fri | 3/6/20 | 7:00 PM | Laval |
| Wed | 12/4/19 | 7:00 PM | @ Laval | Tue | 3/10/20 | 7:00 PM | @ Charlotte |
| Fri | 12/6/19 | 7:00 PM | @ Belleville | Wed | 3/11/20 | 7:00 PM | @ Charlotte |
| Sat | 12/7/19 | 7:00 PM | @ Belleville | Sun | 3/15/20 | 3:00 PM | Rochester |
| Tue | 12/10/19 | 7:00 PM | @ Laval | Wed | 3/18/20 | 7:05 PM | @ W-B/Scranton |
| Fri | 12/13/19 | 7:00 PM | W-B/Scranton | Fri | 3/20/20 | 7:05 PM | @ W-B/Scranton |
| Sat | 12/14/19 | 7:00 PM | W-B/Scranton | Sat | 3/21/20 | 7:05 PM | @ Lehigh Valley |
| Fri | 12/20/19 | 7:00 PM | @ Milwaukee | Tue | 3/24/20 | 7:00 PM | @ Chicago |
| Sat | 12/21/19 | 6:00 PM | @ Rockford | Wed | 3/25/20 | 7:00 PM | @ Milwaukee |
| Sat | 12/28/19 | 7:00 PM | Charlotte | Sat | 3/28/20 | 7:00 PM | Lehigh Valley |
| Mon | 12/30/19 | 12:00 PM | Charlotte | Sun | 3/29/20 | 3:00 PM | Lehigh Valley |
| Tue | 12/31/19 | 3:00 PM | @ Toronto | Tue | 3/31/20 | 7:00 PM | Hershey |
| Fri | 1/3/20 | 7:00 PM | Milwaukee | Thu | 4/2/20 | 7:00 PM | Hershey |
| Sat | 1/4/20 | 1:00 PM | Milwaukee | Sat | 4/4/20 | 7:00 PM | Toronto |
| Fri | 1/10/20 | 7:05 PM | @ Binghamton | Sun | 4/5/20 | 3:00 PM | Toronto |
| Sat | 1/11/20 | 7:00 PM | @ Hershey | Fri | 4/10/20 | 7:00 PM | @ Utica |
| Sun | 1/12/20 | 3:05 PM | @ Lehigh Valley | Sat | 4/11/20 | 7:00 PM | @ Hershey |



Zac Dalpe

Entering his fourth season with the Monsters in 2019-20, Zac Dalpe set a single-season franchise record with 33 goals last year. The Ohio State product has skated in 141 games in the NHL, including at least one in each of his nine pro campaigns.



All-Time Regular Season Team Records

| | |
|---|--|
| Division championships (regular season)..... | 0 |
| Overall regular season point championships..... | 0 |
| Most points in one season..... | 97..... 2015-16 |
| Fewest points in one season..... | 60..... 2017-18 |
| Most wins in one season..... | 44..... 2010-11 |
| Fewest wins in one season..... | 25..... 2017-18 |
| Most losses in one season (L+OTL)..... | 48..... 2017-18 |
| Fewest losses in one season (L+OTL)..... | 28..... 2015-16 |
| Most shootout losses in one season..... | 10..... 2013-14 |
| Fewest shootout losses in one season..... | 3..... 2017-18 |
| Most goals scored in one season..... | 234..... 2009-10 |
| Fewest goals scored in one season..... | 189..... 2011-12 |
| Most goals allowed in one season..... | 276..... 2007-08 |
| Fewest goals allowed in one season..... | 188..... 2015-16 |
| Most penalty minutes in one season..... | 1,622..... 2013-14 |
| Fewest penalty minutes in one season..... | 994..... 2017-18 |
| Longest winning streak overall..... | 8 games..... 3/11/11-3/26/11 |
| Longest winning streak at home..... | 7 games..... 2/6/11-3/4/11 |
| Longest winning streak away..... | 8 games..... 3/11/11-4/2/11 |
| Longest points streak overall..... | 9 games..... 3/15/19-4/5/19 (7-0-1-1) |
| Longest points streak at home..... | 9 games..... 2/9/16-3/3/16 (7-0-0-2) |
| Longest points streak away..... | 8 games..... 3/11/11-4/2/11 (8-0-0-0) |
| Longest losing streak (L+OTL) overall..... | 7 games..... 1/10/14-1/25/14 |
| Longest losing streak (L+OTL) at home..... | 7 games..... 10/6/07-11/11/07 |
| Longest losing streak (L+OTL) away..... | 7 games..... 12/8/10-1/7/11 |
| Longest winless streak overall..... | 8 games..... 2/1/13-2/17/13 (0-4-0-4) |
| Longest winless streak at home..... | 7 games..... 10/6/07-11/11/07 (0-6-0-1) |
| Longest winless streak away..... | 8 games..... 10/23/09-12/18/09 (0-5-0-3) |
| | 12/7/10-1/7/11 (0-6-1-1) |

All-Time Regular Season Individual Player Records
Players

| | |
|--|--|
| Most points in one season..... | 70..... T.J. Hensick, 2009-10 |
| | Ben Walter, 2010-11 |
| Most goals in one season..... | 33..... Zac Dalpe, 2018-19 |
| Most assists in one season..... | 50..... T.J. Hensick, 2009-10 |
| Most penalty minutes in one season..... | 215..... Daniel Maggio, 2014-15 |
| Most power-play goals in one season..... | 13..... Stefan Elliott, 2014-15 |
| Most shorthanded goals in one season..... | 6..... Mike Carman, 2010-11 |
| Most game-winning goals in one season..... | 7..... Michael Chaput, 2015-16 |
| | Mark Letestu, 2018-19 |
| Most points in one game..... | 5..... Brad Richardson, 4/13/08 at ROC (3-2) |
| | Eric Healey, 4/13/08 at ROC (1-4) |
| | Patrick Rissmiller, 12/3/10 vs. CHI (4-1) |
| Most goals in one game..... | 4..... Patrick Rissmiller, 12/3/10 vs. CHI |
| Most assists in one game..... | 4..... Chris Stewart, 3/12/08 at QC |
| | Eric Healey, 4/13/08 at ROC |
| | Brett Skinner, 12/13/09 vs. CHI |
| | David van der Gulik, 3/18/11 at GR |
| | Evan Brophey, 12/28/11 vs. GR |

Goaltenders

| | |
|--|---------------------------------------|
| Most appearances in one season..... | 51..... Anton Forsberg, 2016-17 |
| Most minutes played in one season..... | 2,977..... Anton Forsberg, 2016-17 |
| Most wins in one season..... | 27..... Anton Forsberg, 2016-17 |
| Most losses in one season..... | 21..... Jason Bacashihua, 2008-09 |
| | Matiss Kivlenieks, 2017-18 |
| Most ties/OT/shootout losses in one season ... | 7..... Calvin Pickard, 2013-14 |
| Most shutouts in one season..... | 8..... Tyler Weiman, 2008-09 |
| Lowest GAA in one season (min. 25 gms.)..... | 2.11..... Cedrick Desjardins, 2011-12 |
| Highest save percentage in one season | |
| (min. 25 gms.)..... | .932..... Cedrick Desjardins, 2011-12 |

All-Time Regular Season Points Leaders

| Name | GP | G | A | PTS | Seasons |
|-----------------------|-----|----|----|-----|---------|
| 1 Andrew Agozzino | 225 | 67 | 98 | 165 | 2012-15 |
| 2 Alex Broadhurst | 229 | 48 | 84 | 132 | 2015-19 |
| 3 T.J. Hensick | 120 | 39 | 92 | 131 | 2007-10 |
| 4 Mark Olver | 180 | 48 | 74 | 122 | 2009-14 |
| 5 David van der Gulik | 181 | 58 | 63 | 121 | 2010-14 |
| 6 Ryan Stoa | 177 | 55 | 54 | 109 | 2009-12 |
| 7 Zac Dalpe | 110 | 52 | 43 | 95 | 2016-19 |
| Stefan Elliott | 199 | 43 | 52 | 95 | 2010-15 |
| 9 Philippe Dupuis | 152 | 38 | 51 | 89 | 2007-10 |
| Paul Carey | 171 | 40 | 49 | 89 | 2011-15 |

All-Time Regular Season Goaltending Leaders (Wins)

| Name | GP | W | L | OT/SOL | GAA | SV% | SO | Seasons |
|--------------------|-----|----|----|--------|------|------|----|--------------|
| 1 Calvin Pickard | 142 | 60 | 54 | 21 | 2.63 | .913 | 10 | 2011-15 |
| 2 Tyler Weiman | 118 | 51 | 57 | 6 | 2.69 | .911 | 13 | 2007-10 |
| 3 Anton Forsberg | 92 | 50 | 27 | 9 | 2.33 | .921 | 6 | 2015-17 |
| 4 Jason Bacashihua | 100 | 41 | 48 | 8 | 2.67 | .910 | 7 | 07-09, 10-11 |
| 5 Sami Aittokallio | 79 | 36 | 32 | 5 | 2.87 | .903 | 5 | 2012-15 |



Kole Sherwood

Columbus native Kole Sherwood ranked third on the Monsters with 16 goals as a rookie in 2018-19, finishing with 25 points in 56 games with the club. Sherwood also made his NHL debut with the Blue Jackets.

History of Team Captains

| | |
|---------|--|
| 2007-08 | Mark Rycroft, Wyatt Smith |
| 2008-09 | Brian Willsie, Nathan Smith, Chris Durno |
| 2009-10 | Brian Willsie |
| 2010-11 | David Liffiton, Ben Walter |
| 2011-12 | David Liffiton, Greg Mauldin |
| 2012-13 | Bryan Lerg, Brian Sutherby |
| 2013-14 | Bryan Lerg |
| 2014-15 | Bruno Gervais |
| 2015-17 | Ryan Craig |
| 2017-18 | none |
| 2018-19 | Nathan Gerbe |



Playoff Facts

| | |
|--|----------|
| Number participated in..... | 3 |
| Number of individual series won..... | 5 |
| Number of individual series lost..... | 2 |
| Total number of playoff games played..... | 32 |
| Games won..... | 21 |
| Games lost..... | 11 |
| Number of overtime games..... | 7 |
| Overtime games won..... | 5 |
| Overtime games lost..... | 2 |
| Number of games opponents shut out..... | 3 |
| Number of games shut out by opponents..... | 2 |
| Calder Cup Championships..... | 1 (2016) |
| Losing Finalist..... | 0 |

All-Time Playoff Individual Player Records

Players

| | | |
|---------------------------------------|----|-------------------------------------|
| Most points in one playoff..... | 16 | Oliver Bjorkstrand, 2016 |
| Most points in one playoff game..... | 4 | Josh Anderson, 4/21/16 at RFD (3-1) |
| Most goals in one playoff..... | 10 | Oliver Bjorkstrand, 2016 |
| Most goals in one playoff game..... | 3 | Josh Anderson, 4/21/16 at RFD |
| Most assists in one playoff..... | 10 | Ryan Craig, 2016 |
| Most assists in one playoff game..... | 2 | several players tied |
| Most games played all-time..... | 25 | Sonny Milano Alex Broadhurst |

Goaltenders


| | | |
|--|------|----------------------|
| Most playoff appearances all-time..... | 10 | Anton Forsberg |
| Most wins in one playoff..... | 9 | Anton Forsberg, 2016 |
| Most losses in one playoff..... | 5 | Brad Thiessen, 2019 |
| Most shutouts in one playoff..... | 2 | Anton Forsberg, 2016 |
| Lowest GAA in one playoff (min. 5 games)..... | 1.34 | Anton Forsberg, 2016 |
| Highest save percentage in one playoff (min. 5 games)..... | .949 | Anton Forsberg, 2016 |

All-Time Playoff Points Leaders

| | Player | GP | G | A | PTS | Seasons |
|----|--------------------|----|----|----|-----|---------|
| 1 | Sonny Milano | 25 | 6 | 12 | 18 | 2015-19 |
| 2 | Oliver Bjorkstrand | 17 | 10 | 6 | 16 | 2015-16 |
| 3 | Lukas Sedlak | 17 | 9 | 7 | 16 | 2015-16 |
| 4 | Zach Werenski | 17 | 5 | 9 | 14 | 2015-16 |
| | Alex Broadhurst | 25 | 4 | 10 | 14 | 2015-19 |
| 6 | Ryan Craig | 17 | 3 | 10 | 13 | 2015-16 |
| 7 | Josh Anderson | 15 | 7 | 5 | 12 | 2015-16 |
| | Daniel Zaar | 17 | 7 | 5 | 12 | 2015-16 |
| 9 | Markus Hannikainen | 16 | 3 | 7 | 10 | 2015-16 |
| 10 | Steve Eminger | 13 | 1 | 7 | 8 | 2015-16 |
| | Michael Chaput | 17 | 2 | 6 | 8 | 2015-16 |

All-Time Playoff Results

| Year | Round | Opponent | Result | GF | GA |
|------|-------|--------------|--------|----|----|
| 2019 | DF | Toronto | L, 0-4 | 7 | 17 |
| | DSF | Syracuse | W, 3-1 | 14 | 6 |
| 2018 | DNQ | | | | |
| 2017 | DNQ | | | | |
| 2016 | F | Hershey | W, 4-0 | 13 | 6 |
| | CF | Ontario | W, 4-0 | 13 | 6 |
| | DF | Grand Rapids | W, 4-2 | 18 | 20 |
| | DSF | Rockford | W, 3-0 | 15 | 6 |
| 2015 | DNQ | | | | |
| 2014 | DNQ | | | | |
| 2013 | DNQ | | | | |
| 2012 | DNQ | | | | |
| 2011 | DSF | Manitoba | L, 3-4 | 18 | 20 |
| 2010 | DNQ | | | | |
| 2009 | DNQ | | | | |
| 2008 | DNQ | | | | |



Rocket Mortgage FieldHouse

Rocket Mortgage FieldHouse, located in downtown Cleveland, is the premier sports and entertainment facility in Northeast Ohio and is home to the NBA's Cleveland Cavaliers, the AHL's Cleveland Monsters, the AFL's Cleveland Gladiators and the best entertainment in the region. Rocket Mortgage FieldHouse welcomes close to 2 million guests to 200+ events each year, including world-class concerts and family shows.



Brad Thiessen

A two-time Hap Holmes Award winner, Brad Thiessen returns to Cleveland after helping the club get back to the Calder Cup Playoffs in 2019. Thiessen was 12-8-4 with a 2.36 GAA in 26 appearances during the regular season and backstopped the Monsters to a first-round playoff upset of Syracuse.

DID YOU KNOW?

The Monsters have posted a top-three finish in regular-season attendance each of the last six seasons. They averaged 8,900 fans per game last season, trailing only San Diego (9,021) and Hershey (8,906).





Chris Stewart
President



Craig Billington
General Manager



Greg Cronin
Head Coach



Colorado Avalanche
NHL Affiliate

COLORADO EAGLES

Personnel

Founder Ralph Backstrom
 President Chris Stewart
 Chief Executive Officer Martin Lind
 General Manager Craig Billington
 Head Coach Greg Cronin
 Assistant Coach Aaron Schneekloth
 Assistant Coach Ryan Tobler
 Goaltending Coach Ryan Bach
 Head Equipment Manager Tony Deynzer
 Assistant Equipment Manager Bryce Blinkhorn
 Head Athletic Trainer Brent Woodside, ATC
 Assistant Athletic Trainer Kaleb Kurt-Hurst
 Strength and Conditioning Coach Tim Martin
 Business/Video Coordinator Steven Petrovek
 Vice President/Accountant Jennifer Dollarhide
 Assistant General Manager/
 Executive Vice President of Corporate Development Gavin Riches
 Executive Vice President of Ticketing and Marketing Chris Augusto
 Media Relations Director & Broadcaster Kevin McGlue
 Director of Art & Photography Emily Ostapovich
 Director of Video Services Phil Gladden
 Digital Media Coordinator Mcallaster Miller
 Game Operations Manager Erin Prueter
 Senior Account Executive Ben Peal
 Partnership Coordinator Zachary Whitaker

Senior Account Representative Sean Linfield
 Account Representative Jack Allard
 Account Representative Ryan Nugent
 Merchandise Manager/Account Representative Alyssa Van Amerongen
 Receptionist Francis Rioz

Team Information

Club Colors Red, Yellow, Blue
 Home Arena Budweiser Events Center
 Seating Capacity 5,289
 Ticket Prices \$19, \$28, \$34, \$37, \$38, \$41, \$55, \$60
 Attendance Records Game: 5,289 several times;
 last: vs. Bakersfield, 4/20/19 (playoffs)
 Season: 174,768 – 2018-19
 Average: 5,140 – 2018-19
 Press Box Location Above Section J
 Flagship Radio Station 92.9 The Bear (KPAW-FM)
 Time Zone Mountain (EST -2)

Colorado Eagles
 1625 Pelican Lakes Point, Suite 100
 Windsor, CO 80550
 Phone: (970) 686-7468

Media Directory

Newspaper/Wire

Loveland Reporter-Herald • Phone (970) 635-3633 • Contact: Sean Star • www.reporterherald.com • @reporterherald
 Denver Post • Phone (303) 820-1714 • Contact: Mike Chambers • www.denverpost.com • @denverpost
 Ft. Collins Coloradoan • Phone (970) 493-6397 • Contact: Miles Blumhardt • www.coloradoan.com • @coloradoan
 Greeley Tribune • Phone (970) 352-0211 • Contact: Chris Bolin • www.greeleytribune.com • @greeleytribune
 Associated Press • Phone (303) 825-0123 • www.ap.org • @AP

Television

Altitude Sports and Entertainment • Phone (303) 405-6100 • Contact: Ken Miller • www.altitudesports.com • @altitudetv
 KUSA (ABC 9) • Phone (303) 871-1490 • Contact: Brody Logan • www.9news.com • @9news
 KCNC (CBS 4) • Phone (303) 830-6321 • Contact: Romi Bean • denver.cbslocal.com • @cbsdenver
 KMGH (ABC 7) • Phone (303) 832-0169 • Contact: Lionel Bienvenu • www.thedenverchannel.com • @denverchannel
 KDVR (FOX 31) • Phone (303) 566-7523 • Contact: Nick Griffith • www.kdvr.com • @kdvr
 KWGN (CW 2) • Phone (303) 566-7746 • Contact: Nick Griffith • www.kwgn.com • @channel2kwgn
 AT&T SportsNet Rocky Mountain • Phone (720) 898-2700 • Contact: Sam Melnick • www.rockymountain-attsn.com • @attsportsnetrm

Radio

The Bear 92.9 FM • Phone: (970) 461-2560 • Contact: Rob Lewis • thebear929.iheart.com • @thebear929
 Altitude Radio 92.5 FM • Phone: (303) 832-5665 • Contact: Ken Miller • www.altitudesportsradio.com • @AltitudeSR
 The Fan 104.3 FM • Phone: (303) 321-0950 • Contact: Raj Sharan • www.1043thefan.com • @1043thefan




Season Results

| Season | Aff | Head Coach | GP | W | L | T | OTL | SOL | PTS | GF | GA | Finish | Playoff Result (W-L Record) |
|---------|-----|-------------|----|----|----|----|-----|-----|-----|-----|-----|--------------|--------------------------------|
| 2018-19 | COL | Greg Cronin | 68 | 36 | 27 | -- | 4 | 1 | 77 | 191 | 205 | 4th, Pacific | Lost Division Semifinals (1-3) |
| TOTALS | | | 68 | 36 | 27 | -- | 4 | 1 | 77 | 191 | 205 | | |

...In The System

- Shane Bowers (C), 6-2, 185 lbs., shoots left. Born 7/30/99, Halifax, N.S.
Last year's teams: Boston University (NCAA) 37gp, 11+10=21pts... Colorado (AHL) 4gp, 0+0=0pts.
- Nick Henry (RW), 5-11, 190 lbs., shoots right. Born 7/4/99, Portage la Prairie, Man.
Last year's teams: Regina/Lethbridge (WHL) 69gp, 29+65=94pts... Colorado (AHL) 3gp, 0+0=0pts.
- Martin Kaut (RW), 6-2, 176 lbs, shoots right. Born 10/2/99, Brno, Czech Republic
Last year's team: Colorado (AHL) 63gp, 12+14=26pts.
- Logan O'Connor (RW), 6-0, 175 lbs., shoots right. Born 8/14/96, Calgary, Alta.
Last year's teams: Colorado (AHL) 64gp, 19+23=42pts... Colorado (NHL) 5gp, 0+0=0pts.
- Connor Timmins (D), 6-1, 185 lbs., shoots right. Born 9/18/98, Thorold, Ont.
Last year's team: Did not play (inj.)



Logan O'Connor

Logan O'Connor made his mark on the AHL as a rookie in 2018-19, scoring a league-best five shorthanded goals. O'Connor finished third on the Eagles in scoring with 42 points (19 goals, 23 assists) in 64 games and earned his first career call-up to the NHL, skating in five games with the parent Avalanche.

DID YOU KNOW?

The Colorado Eagles sold out 25 of their 34 home dates at the Budweiser Events Center during the 2018-19 regular season, and finished the season with an average capacity of 97.2 percent in the 5,289-seat arena.

2019-20 Schedule (All Times Local)

| Day | Date | Time | Opponent | Day | Date | Time | Opponent |
|-----|----------|----------|---------------|-----|---------|---------|---------------|
| Fri | 10/4/19 | 7:05 PM | Stockton | Wed | 1/15/20 | 7:00 PM | @ San Jose |
| Sat | 10/5/19 | 7:05 PM | Stockton | Fri | 1/17/20 | 7:00 PM | @ Bakersfield |
| Fri | 10/11/19 | 7:00 PM | @ Ontario | Sat | 1/18/20 | 6:00 PM | @ Stockton |
| Fri | 10/18/19 | 7:00 PM | @ Milwaukee | Mon | 1/20/20 | 1:00 PM | @ Stockton |
| Sat | 10/19/19 | 6:00 PM | @ Milwaukee | Fri | 1/24/20 | 7:05 PM | San Antonio |
| Fri | 10/25/19 | 7:05 PM | San Jose | Sat | 1/25/20 | 7:05 PM | San Antonio |
| Sat | 10/26/19 | 7:05 PM | San Jose | Fri | 1/31/20 | 7:05 PM | @ Tucson |
| Fri | 11/1/19 | 7:00 PM | @ San Diego | Sat | 2/1/20 | 7:05 PM | @ Tucson |
| Sat | 11/2/19 | 7:00 PM | @ San Diego | Fri | 2/7/20 | 7:05 PM | San Jose |
| Tue | 11/5/19 | 7:05 PM | Ontario | Sat | 2/8/20 | 7:05 PM | San Jose |
| Wed | 11/6/19 | 7:05 PM | Ontario | Tue | 2/11/20 | 7:05 PM | Tucson |
| Sat | 11/9/19 | 7:00 PM | @ Texas | Wed | 2/12/20 | 7:05 PM | Tucson |
| Tue | 11/12/19 | 10:30 AM | @ San Antonio | Sat | 2/15/20 | 7:00 PM | @ Bakersfield |
| Fri | 11/15/19 | 7:05 PM | Bakersfield | Sun | 2/16/20 | 3:00 PM | @ Ontario |
| Sat | 11/16/19 | 7:05 PM | Bakersfield | Fri | 2/21/20 | 7:00 PM | @ Ontario |
| Fri | 11/22/19 | 7:00 PM | @ San Jose | Sat | 2/22/20 | 7:00 PM | @ Bakersfield |
| Sat | 11/23/19 | 1:15 PM | @ San Jose | Sat | 2/29/20 | 7:05 PM | Milwaukee |
| Fri | 11/29/19 | 7:05 PM | Stockton | Sun | 3/1/20 | 3:05 PM | Milwaukee |
| Sat | 11/30/19 | 7:05 PM | Stockton | Fri | 3/6/20 | 7:05 PM | Ontario |
| Tue | 12/3/19 | 7:05 PM | @ Tucson | Sat | 3/7/20 | 7:05 PM | Ontario |
| Wed | 12/4/19 | 7:05 PM | @ Tucson | Tue | 3/10/20 | 7:05 PM | Texas |
| Sat | 12/7/19 | 7:00 PM | @ San Diego | Wed | 3/11/20 | 7:05 PM | Texas |
| Fri | 12/13/19 | 7:05 PM | San Diego | Sat | 3/14/20 | 6:00 PM | @ Stockton |
| Sat | 12/14/19 | 7:05 PM | San Diego | Sun | 3/15/20 | 5:00 PM | @ Stockton |
| Tue | 12/17/19 | 7:05 PM | Manitoba | Tue | 3/17/20 | 7:00 PM | @ San Jose |
| Wed | 12/18/19 | 7:05 PM | Manitoba | Fri | 3/20/20 | 7:05 PM | Tucson |
| Sat | 12/21/19 | 7:05 PM | Bakersfield | Sat | 3/21/20 | 7:05 PM | Tucson |
| Sun | 12/22/19 | 3:05 PM | Bakersfield | Wed | 3/25/20 | 7:00 PM | @ San Diego |
| Sat | 12/28/19 | 7:05 PM | @ Tucson | Fri | 3/27/20 | 7:00 PM | @ Ontario |
| Sun | 12/29/19 | 5:05 PM | @ Tucson | Sat | 3/28/20 | 7:00 PM | @ Bakersfield |
| Fri | 1/3/20 | 7:00 PM | @ Manitoba | Fri | 4/3/20 | 7:00 PM | @ Texas |
| Sat | 1/4/20 | 6:00 PM | @ Manitoba | Sat | 4/4/20 | 7:00 PM | @ San Antonio |
| Fri | 1/10/20 | 7:05 PM | Tucson | Fri | 4/10/20 | 7:05 PM | San Diego |
| Sat | 1/11/20 | 7:05 PM | Tucson | Sat | 4/11/20 | 7:05 PM | San Diego |



Mark Alt

Eagles captain Mark Alt appeared in 61 games for the club last season, proving to be one of their most reliable defensive weapons. Alt also contributed six goals and 13 assists for 19 points, and was recalled to appear in two NHL games with the Avalanche.

All-Time Regular Season Team Records

| | |
|---|---|
| Division championships (regular season)..... | 0 |
| Overall regular season point championships..... | 0 |
| Most points in one season..... | 77 2018-19 |
| Fewest points in one season..... | 77 2018-19 |
| Most wins in one season..... | 36 2018-19 |
| Fewest wins in one season..... | 36 2018-19 |
| Most losses in one season (L+OTL)..... | 31 2018-19 |
| Fewest losses in one season (L+OTL)..... | 31 2018-19 |
| Most shootout losses in one season..... | 1 2018-19 |
| Fewest shootout losses in one season..... | 1 2018-19 |
| Most goals scored in one season..... | 191 2018-19 |
| Fewest goals scored in one season..... | 191 2018-19 |
| Most goals allowed in one season..... | 205 2018-19 |
| Fewest goals allowed in one season..... | 205 2018-19 |
| Most penalty minutes in one season..... | 1,114 2018-19 |
| Fewest penalty minutes in one season..... | 1,114 2018-19 |
| Longest winning streak overall..... | 9 games 2/26/19-3/16/19 |
| Longest winning streak at home..... | 7 games 2/13/19-3/13/19 |
| Longest winning streak away..... | 3 games 3/8/19-3/16/19 |
| Longest points streak overall..... | 9 games 2/26/19-3/16/19 (9-0-0-0) |
| Longest points streak at home..... | 7 games 2/13/19-3/13/19 (7-0-0-0) |
| Longest points streak away..... | 3 games 10/12/18-10/26/18 (2-0-1-0) 3/8/19-3/16/19 (3-0-0-0) |
| Longest losing streak (L+OTL) overall..... | 6 games 11/9/18-11/18/18 |
| Longest losing streak (L+OTL) at home..... | 3 games 3/22/19-4/12/19 |
| Longest losing streak (L+OTL) away..... | 6 games 10/26/18-11/18/18 |
| Longest winless streak overall..... | 6 games 11/9/18-11/18/18 (0-5-1-0) |
| Longest winless streak at home..... | 3 games 3/22/19-4/12/19 (0-2-1-0) |
| Longest winless streak away..... | 6 games 10/26/18-11/18/18 (0-5-1-0) |

All-Time Regular Season Individual Player Records

| | |
|--|---|
| Players | |
| Most points in one season..... | 60 Andrew Agozzino, 2018-19 |
| Most goals in one season..... | 26 Andrew Agozzino, 2018-19 |
| Most assists in one season..... | 34 Andrew Agozzino, 2018-19 |
| Most penalty minutes in one season..... | 134 Mason Geertsen, 2018-19 |
| Most power-play goals in one season..... | 8 Andrew Agozzino, 2018-19 |
| Most shorthanded goals in one season..... | 5 Logan O'Connor, 2018-19 |
| Most game-winning goals in one season..... | 5 Andrew Agozzino, 2018-19 |
| Most points in one game..... | 4 several times; last: Andrew Agozzino, 2/27/19 vs. SA (3-1) |
| Most goals in one game..... | 3 Mark Alt, 1/25/19 at ONT Andrew Agozzino, 2/27/19 vs. SA |
| Most assists in one game..... | 4 David Warsofsky, 1/5/19 at STK |

Goaltenders

| | |
|--|--|
| Most appearances in one season..... | 49 Pavel Francouz, 2018-19 |
| Most minutes played in one season..... | 2,802 Pavel Francouz, 2018-19 |
| Most wins in one season..... | 27 Pavel Francouz, 2018-19 |
| Most losses in one season..... | 17 Pavel Francouz, 2018-19 |
| Most OT/shootout losses in one season..... | 3 Pavel Francouz, 2018-19 |
| Most shutouts in one season..... | 3 Pavel Francouz, 2018-19 Spencer Martin, 2018-19 |
| Lowest GAA in one season (min. 25 gms.)..... | 2.68 Pavel Francouz, 2018-19 |
| Highest save percentage in one season (min. 25 gms.)..... | .918 Pavel Francouz, 2018-19 |

All-Time Regular Season Points Leaders

| Name | GP | G | A | PTS | Seasons |
|--------------------|----|----|----|-----|---------|
| 1 Andrew Agozzino | 56 | 26 | 34 | 60 | 2018-19 |
| 2 A.J. Greer | 54 | 19 | 25 | 44 | 2018-19 |
| 3 Logan O'Connor | 64 | 19 | 23 | 42 | 2018-19 |
| 4 David Warsofsky | 51 | 5 | 27 | 32 | 2018-19 |
| 5 Michael Joly | 47 | 15 | 15 | 30 | 2018-19 |
| 6 Dominic Toninato | 57 | 14 | 15 | 29 | 2018-19 |
| 7 Martin Kaut | 63 | 12 | 14 | 26 | 2018-19 |
| 8 Scott Kosmachuk | 54 | 12 | 11 | 23 | 2018-19 |
| 9 Nicolas Meloche | 55 | 6 | 15 | 21 | 2018-19 |
| 10 Ty Lewis | 51 | 8 | 11 | 19 | 2018-19 |
| Mark Alt | 61 | 6 | 13 | 19 | 2018-19 |

All-Time Regular Season Goaltending Leaders (Wins)

| Name | GP | W | L | OT/SOL | GAA | SV% | SO | Seasons |
|------------------|----|----|----|--------|------|------|----|---------|
| 1 Pavel Francouz | 49 | 27 | 17 | 3 | 2.68 | .918 | 3 | 2018-19 |
| 2 Spencer Martin | 23 | 9 | 10 | 2 | 3.40 | .902 | 3 | 2018-19 |



Michael Joly

Michael Joly's third pro campaign was his first full year in the AHL, and he recorded 15 goals and 15 assists for 30 points in 47 games with the Eagles to finish fifth on the team in scoring.

History of Team Captains

2018-19 Mark Alt



Playoff Facts

| | |
|--|---|
| Number participated in: | 1 |
| Number of individual series won: | 0 |
| Number of individual series lost: | 1 |
| Total number of playoff games played: | 4 |
| Games won: | 1 |
| Games lost: | 3 |
| Number of overtime games: | 0 |
| Overtime games won: | 0 |
| Overtime games lost: | 0 |
| Number of games opponents shut out: | 0 |
| Number of games shut out by opponents: | 0 |
| Calder Cup Championships: | 0 |
| Losing Finalist: | 0 |

All-Time Playoff Points Leaders

| Player | GP | G | A | PTS | Seasons |
|---------------------------|----|---|---|-----|---------|
| 1 Andrew Agozzino | 4 | 3 | 0 | 3 | 2018-19 |
| A.J. Greer | 4 | 0 | 3 | 3 | 2018-19 |
| 3 Martin Kaut | 4 | 2 | 0 | 2 | 2018-19 |
| Mark Alt | 4 | 1 | 1 | 2 | 2018-19 |
| David Warsofsky | 4 | 1 | 1 | 2 | 2018-19 |
| Nicolas Meloche | 4 | 0 | 2 | 2 | 2018-19 |
| Dominic Toninato | 4 | 0 | 2 | 2 | 2018-19 |
| 8 several players tied at | | | | 1 | |

All-Time Playoff Individual Player Records

Players

| | | |
|------------------------------------|---|--|
| Most points in one playoff | 3 | Andrew Agozzino, 2019 |
| | | A.J. Greer, 2019 |
| Most points in one playoff game | 3 | Andrew Agozzino, 4/20/19 vs. BAK (3-0) |
| Most goals in one playoff | 3 | Andrew Agozzino, 2019 |
| Most goals in one playoff game | 3 | Andrew Agozzino, 4/20/19 vs. BAK |
| Most assists in one playoff | 3 | A.J. Greer, 2019 |
| Most assists in one playoff game | 2 | A.J. Greer, 4/19/19 vs. BAK |
| Most playoff games played all-time | 4 | several players tied |

Goaltenders

| | | |
|--|-----|----------------------|
| Most playoff appearances all-time | 4 | Pavel Francouz |
| Most wins in one playoff | 1 | Pavel Francouz, 2019 |
| Most losses in one playoff | 3 | Pavel Francouz, 2019 |
| Most shutouts in one playoff | 0 | |
| Lowest GAA in one playoff (min. 5 gms.) | n/a | |
| Highest save percentage in one playoff (min. 5 gms.) | n/a | |

All-Time Playoff Results

| Year | Round | Opponent | Result | GF | GA |
|------|-------|-------------|--------|----|----|
| 2019 | DSF | Bakersfield | L, 1-3 | 10 | 14 |



A.J. Greer

Returning for his fourth season in the Avalanche organization, A.J. Greer set career highs with 19 goals, 25 assists and 44 points in 54 games with the Eagles last year. A second-round draft pick by the Avalanche in 2015, Greer also skated in 15 NHL games in 2018-19 and scored his first career NHL goal on Feb. 20 vs. Winnipeg.



Budweiser Events Center

The Budweiser Events Center at the Ranch, located in Loveland, Colo., is a 7,200-seat multi-purpose venue which opened in 2003. The facility can host hockey, basketball, football, family shows, rodeos, concerts and trade shows in setups to accommodate just about any event. Less than an hour's drive from Denver and Cheyenne, the Budweiser Events Center has become the focal point for sports and entertainment in Northern Colorado.



GRAND RAPIDS GRIFFINS



Dan DeVos
Co-Owner/CEO



Scott Gorsline
Senior Vice President, DP Fox



Ben Simon
Head Coach



Detroit Red Wings
NHL Affiliate

Personnel

Co-Owner/Chief Executive Officer/Governor..... Dan DeVos
 Co-Owner/Chairman David Van Andel
 President & Chief Operating Officer, DP Fox Diane Maher
 Alternate Governor, Grand Rapids Griffins/
 Senior Vice President, DP Fox..... Scott Gorsline
 President Tim Gortsema
 General Manager, Grand Rapids Griffins/
 Assistant General Manager, Detroit Red Wings..... Ryan Martin
 Head Coach Ben Simon
 Assistant Coach..... Matt Macdonald
 Assistant Coach..... Todd Krygier
 Assistant Coach..... Mike Knuble
 Goaltending Coach Brian Mahoney-Wilson
 Video Coach..... Bill LeRoy
 Athletic Trainer Josh Chapman
 Assistant Athletic Trainer Anthony Polazzo
 Equipment Manager..... Brad Thompson
 Assistant Equipment Manager..... Charlie Kaser
 Strength and Conditioning Coordinator Marcus Kinney
 Vice President of Community Relations and Broadcasting Bob Kaser
 Vice President of Corporate Sales..... Sean Wright
 Vice President of Ticket Sales Matt Batchelder
 Executive Assistant Kelly Pawlak
 Senior Director of Public Relations Randy Cleves
 Public Relations Manager..... Jason Pearson
 Graphic Designer Jessica Albert-Huynh
 Executive Director, Griffins Youth Foundation Kirk Morgan
 Corporate Sales Account Manager Adam Grumbir
 Corporate Sales Account Manager Steve Ritsema
 Corporate Sales Account Manager Travis Roper
 Corporate Partnerships Fulfillment Coordinator..... Mitchell Hoffman
 Director of Game Presentation Brandon Nelson
 Director of Group Sales..... John Hoffa
 Group Sales Account Executive..... Brendan Cotter

Group Sales Account Executive..... Bre'onna Raymo
 Group Sales Account Executive..... Andrea Steenwyk
 Season Ticket Business Development Manager Peter Van Dame
 Season Ticket Sales Development Manager..... Jessica Bishop
 Season Ticket Services Coordinator..... Jordyn Moore
 Director of Digital Marketing..... Ashley Oostindie
 Digital Marketing Assistant Allie Benner
 Graphic Designer/Photographer Sam Iannamico
 Digital Media Production Manager Paige Sliney
 Digital Media Production Coordinator..... Brittney Whitefield
 Director of Accounting and Tax Lisa Vedder
 Accounting Assistant Beth Decker
 Director of Ticket Operations..... Chad Erwin
 Ticket Operations Manager..... Zach Buck

Team Information

Club Colors Red, Black, Metallic Silver, Metallic Gold
 Home Arena Van Andel Arena
 Seating Capacity..... 10,834
 Ticket Prices..... \$16, \$19, \$20, \$21, \$22, \$23, \$26, \$31, \$37
 (add \$3 day of game)
 Attendance Records Game: 10,834 several times;
 last: vs. Manitoba, 4/12/19
 Season: 324,629 – 2015-16
 Average: 8,543 – 2015-16
 Press Box Location..... East side of arena, fourth level
 Flagship Radio Station WOOD 106.9 FM and 1300 AM
 Time Zone..... Eastern

Grand Rapids Griffins
 130 W. Fulton, Suite 111
 Grand Rapids, MI 49503
 Phone: (616) 774-4585

Media Directory

Newspaper/Wire

Grand Rapids Press/MLive.com • Phone (616) 222-5400 • Contact: Pete Wallner (@petewallner), Steve Kaminski (@steve_kaminski) • www.mlive.com/grand-rapids-muskegon • @grpress
 Holland Sentinel • Phone (800) 968-3497 • Contact: Dan D'Addona (@dandaddona), Beau Troutman (@BVTroutman) • www.hollandsentinel.com • @hollandsentinel
 Associated Press (@AP) • Phone (313) 259-0650 • Contact: Larry Lage (@larrylage) • www.ap.org • @AP

Television

WWMT-3 (CBS) • Phone (269) 388-4717 • Contact: Andy Pepper (@apepperwwmt), Mike McCann (@MikeWWMT) • www.wmmt.com • @wmmtnews
 WOOD-8 (NBC) • Phone (616) 235-4317 • Contact: Jack Doles (@jackdoles), Larry Figurski (@larryfigurski), Joe Aulio (@Joe_Aulio) • www.woodtv.com • @woodtv
 WZZM-13 (ABC) • Phone (616) 559-1433 • Contact: Jamal Spencer (@JamalWZZM13), Mike Lacett (@mikelacett) • www.wzzm13.com • @wzzm13
 WXMI-17 (FOX) • Phone (616) 447-5127 • Contact: Jason Hutton (@jhutt5), Zach Harig (@FOX17Zach) • www.fox17online.com • @fox17

Radio

WOOD 106.9 FM/1300 AM • Phone (616) 459-1919 • Contact: Steve Kelly (@WOODRadioSteve), Bret Bakita (@bretbakita) • www.woodradio.com • @woodradio
 ESPN 96.1 FM • Phone (616) 459-1919 • Contact: Jim Costa (@JimCosta_), Drew McCarthy (@bigdrooCON) • www.espn961.com • @espn961
 WJRW 106.1 FM/1340 AM • Phone (616) 456-5461 • Contact: Bill Simonson (@hugeshow) • www.theticketmi.com • @TheTicketMI



Season Results

| Season | Aff | Head Coach | GP | W | L | T | OTL | SOL | PTS | GF | GA | Finish | Playoff Result (W-L Record) |
|---------|-----|---------------------------|-------|-----|-----|----|-----|-----|-------|-------|-------|------------------|-------------------------------------|
| 2001-02 | OTT | Bruce Cassidy | 80 | 42 | 27 | 11 | 0 | -- | 95 | 217 | 178 | 1st, West (2) | Lost Conference Quarterfinals (2-3) |
| 2002-03 | DET | Danton Cole | 80 | 48 | 22 | 8 | 2 | -- | 106 | 240 | 177 | 1st, Central (1) | Lost Conference Finals (10-5) |
| 2003-04 | DET | Danton Cole | 80 | 44 | 28 | 8 | 0 | -- | 96 | 195 | 166 | 2nd, West | Lost Division Semifinals (0-4) |
| 2004-05 | DET | Danton Cole, Greg Ireland | 80 | 41 | 35 | -- | 2 | 2 | 86 | 200 | 200 | 5th, West | Did not qualify |
| 2005-06 | DET | Greg Ireland | 80 | 55 | 20 | -- | 1 | 4 | 115 | 323 | 247 | 1st, North | Lost Conference Finals (8-8) |
| 2006-07 | DET | Greg Ireland | 80 | 37 | 32 | -- | 6 | 5 | 85 | 226 | 244 | 4th, North | Lost Division Semifinals (3-4) |
| 2007-08 | DET | Mike Stothers | 80 | 31 | 41 | -- | 2 | 6 | 70 | 210 | 245 | 5th, North | Did not qualify |
| 2008-09 | DET | Curt Fraser | 80 | 43 | 25 | -- | 6 | 6 | 98 | 255 | 226 | 3rd, North | Lost Division Finals (4-6) |
| 2009-10 | DET | Curt Fraser | 80 | 34 | 39 | -- | 3 | 4 | 75 | 244 | 265 | 7th, North | Did not qualify |
| 2010-11 | DET | Curt Fraser | 80 | 36 | 34 | -- | 2 | 8 | 82 | 227 | 254 | 6th, North | Did not qualify |
| 2011-12 | DET | Curt Fraser | 76 | 33 | 32 | -- | 7 | 4 | 77 | 245 | 249 | 4th, North (13) | Did not qualify |
| 2012-13 | DET | Jeff Blashill | 76 | 42 | 26 | -- | 4 | 4 | 92 | 234 | 205 | 1st, Midwest (3) | Won Calder Cup (15-9) |
| 2013-14 | DET | Jeff Blashill | 76 | 46 | 23 | -- | 2 | 5 | 99 | 238 | 187 | 2nd, Midwest (4) | Lost Conference Semifinals (5-5) |
| 2014-15 | DET | Jeff Blashill | 76 | 46 | 22 | -- | 6 | 2 | 100 | 249 | 185 | 1st, Midwest (2) | Lost Conference Finals (9-7) |
| 2015-16 | DET | Todd Nelson | 76 | 44 | 30 | -- | 1 | 1 | 90 | 238 | 195 | 4th, Central | Lost Division Finals (5-4) |
| 2016-17 | DET | Todd Nelson | 76 | 47 | 23 | -- | 1 | 5 | 100 | 251 | 190 | 2nd, Central | Won Calder Cup (15-4) |
| 2017-18 | DET | Todd Nelson | 76 | 42 | 25 | -- | 2 | 7 | 93 | 237 | 210 | 2nd, Central | Lost Division Semifinals (2-3) |
| 2018-19 | DET | Ben Simon | 76 | 38 | 27 | -- | 7 | 4 | 87 | 217 | 222 | 4th, Central | Lost Division Semifinals (2-3) |
| TOTALS | | | 1,408 | 749 | 511 | 27 | 54 | 67 | 1,646 | 4,246 | 3,845 | | |

NOTE: 2004-05 -- Cole (24-22-1-1), Ireland (17-13-1-1).

...In The System

- Charle-Edouard D'Astous (D), 6-2, 204 lbs., shoots left. Born 4/21/98, Rimouski, Que.
Last year's team: Rimouski (QMJHL) 55gp, 14+52=66pts.
- Filip Larsson (G), 6-2, 188 lbs., catches left. Born 8/17/98, Stockholm, Sweden
Last year's team: Denver (NCAA) 22gp, 13-6-3, 1.95gaa, .932sv%
- Gustav Lindstrom (D), 6-2, 187 lbs., shoots right. Born 10/20/98, Ostervala, Sweden
Last year's team: Frolunda (Swe.) 40gp, 3+3=6pts.
- Chase Pearson (C), 6-2, 205 lbs., shoots left. Born 8/23/97, Alpharetta, Ga.
Last year's teams: Maine (NCAA) 34gp, 16+13=29pts... Grand Rapids (AHL) 10gp, 2+0=2pts.
- Joe Veleno (C), 6-1, 191 lbs., shoots left. Born 1/13/00, Kirkland, Que.
Last year's team: Drummondville (QMJHL) 59gp, 42+62=104pts.



Turner Elson

During his sixth pro season and second in Grand Rapids, Turner Elson posted career highs in points (39), goals (18), assists (21) and games played (72) in 2018-19. A key factor on the Griffins' special teams units, Elson scored three power-play goals as well as three shorthanded goals.

2019-20 Schedule (All Times Local)

| Day | Date | Time | Opponent | Day | Date | Time | Opponent |
|-----|----------|----------|---------------|-----|---------|----------|---------------|
| Sat | 10/5/19 | 7:00 PM | @ Chicago | Fri | 1/10/20 | 7:00 PM | Manitoba |
| Fri | 10/11/19 | 7:00 PM | Milwaukee | Sat | 1/11/20 | 7:00 PM | Manitoba |
| Sat | 10/12/19 | 6:00 PM | @ Rockford | Wed | 1/15/20 | 7:00 PM | Rockford |
| Fri | 10/18/19 | 7:00 PM | @ Texas | Fri | 1/17/20 | 7:00 PM | Rockford |
| Sat | 10/19/19 | 7:00 PM | @ Texas | Sat | 1/18/20 | 7:00 PM | Bellville |
| Wed | 10/23/19 | 7:00 PM | Milwaukee | Wed | 1/22/20 | 7:00 PM | Iowa |
| Fri | 10/25/19 | 7:00 PM | Manitoba | Fri | 1/24/20 | 7:00 PM | San Diego |
| Sat | 10/26/19 | 7:00 PM | Texas | Sat | 1/25/20 | 7:00 PM | San Diego |
| Wed | 10/30/19 | 7:00 PM | Iowa | Fri | 1/31/20 | 7:00 PM | @ Iowa |
| Sat | 11/2/19 | 2:00 PM | @ Manitoba | Wed | 2/5/20 | 7:00 PM | @ Milwaukee |
| Sun | 11/3/19 | 2:00 PM | @ Manitoba | Sat | 2/8/20 | 7:00 PM | Texas |
| Wed | 11/6/19 | 11:00 AM | Cleveland | Sun | 2/9/20 | 4:00 PM | Texas |
| Fri | 11/8/19 | 7:00 PM | Toronto | Tue | 2/11/20 | 7:00 PM | @ Cleveland |
| Sat | 11/9/19 | 7:00 PM | Toronto | Fri | 2/14/20 | 7:00 PM | Cleveland |
| Tue | 11/12/19 | 7:00 PM | @ Cleveland | Sat | 2/15/20 | 7:00 PM | @ Chicago |
| Fri | 11/15/19 | 7:00 PM | Rockford | Tue | 2/18/20 | 7:00 PM | @ Rockford |
| Sat | 11/16/19 | 6:00 PM | @ Rockford | Thu | 2/20/20 | 11:00 AM | @ Chicago |
| Wed | 11/20/19 | 7:00 PM | San Antonio | Sat | 2/22/20 | 7:00 PM | San Antonio |
| Fri | 11/22/19 | 7:00 PM | Milwaukee | Sun | 2/23/20 | 4:00 PM | San Antonio |
| Sat | 11/23/19 | 6:00 PM | @ Milwaukee | Fri | 2/28/20 | 7:00 PM | @ San Antonio |
| Wed | 11/27/19 | 7:00 PM | @ Chicago | Sat | 2/29/20 | 7:00 PM | @ Texas |
| Fri | 11/29/19 | 7:00 PM | Manitoba | Tue | 3/3/20 | 7:00 PM | @ San Antonio |
| Sat | 11/30/19 | 5:00 PM | @ Rockford | Fri | 3/6/20 | 7:00 PM | @ Rockford |
| Wed | 12/4/19 | 7:00 PM | Chicago | Sat | 3/7/20 | 7:00 PM | Rockford |
| Fri | 12/6/19 | 7:00 PM | Rockford | Wed | 3/11/20 | 7:00 PM | Iowa |
| Wed | 12/11/19 | 7:00 PM | @ San Diego | Fri | 3/13/20 | 7:00 PM | Bakersfield |
| Fri | 12/13/19 | 7:00 PM | @ Bakersfield | Sat | 3/14/20 | 7:00 PM | Bakersfield |
| Sat | 12/14/19 | 7:00 PM | @ Bakersfield | Thu | 3/19/20 | 1:30 PM | @ Toronto |
| Tue | 12/17/19 | 7:00 PM | @ San Diego | Fri | 3/20/20 | 7:00 PM | @ Bellville |
| Fri | 12/20/19 | 7:00 PM | @ Iowa | Sun | 3/22/20 | 4:00 PM | @ Toronto |
| Sat | 12/21/19 | 7:00 PM | @ Iowa | Wed | 3/25/20 | 7:00 PM | San Antonio |
| Fri | 12/27/19 | 7:00 PM | Milwaukee | Fri | 3/27/20 | 7:00 PM | Chicago |
| Sat | 12/28/19 | 6:00 PM | @ Milwaukee | Sat | 3/28/20 | 7:00 PM | Milwaukee |
| Tue | 12/31/19 | 6:00 PM | Chicago | Wed | 4/1/20 | 7:00 PM | Texas |
| Fri | 1/3/20 | 7:00 PM | @ San Antonio | Sat | 4/4/20 | 6:00 PM | @ Manitoba |
| Sat | 1/4/20 | 7:00 PM | @ Texas | Sun | 4/5/20 | 2:00 PM | @ Manitoba |
| Sun | 1/5/20 | 3:00 PM | @ San Antonio | Fri | 4/10/20 | 7:00 PM | Chicago |
| Wed | 1/8/20 | 7:00 PM | @ Milwaukee | Sat | 4/11/20 | 6:00 PM | @ Milwaukee |



All-Time Regular Season Team Records

| | | |
|--|----------|---|
| Division championships (regular season) | 5 | 2001-02, 2002-03, 2005-06 2012-13, 2014-15 |
| Overall regular season point championships | 1 | 2005-06 |
| Most points in one season | 115 | 2005-06 |
| Fewest points in one season | 70 | 2007-08 |
| Most wins in one season | 55 | 2005-06 |
| Fewest wins in one season | 31 | 2007-08 |
| Most losses in one season (L+OTL) | 43 | 2007-08 |
| Fewest losses in one season (L+OTL) | 21 | 2005-06 |
| Most ties in one season | 11 | 2001-02 |
| Fewest ties in one season | 8 | 2002-03, 2003-04 |
| Most shootout losses in one season | 8 | 2010-11 |
| Fewest shootout losses in one season | 1 | 2015-16 |
| Most goals scored in one season | 323 | 2005-06 |
| Fewest goals scored in one season | 195 | 2003-04 |
| Most goals allowed in one season | 265 | 2009-10 |
| Fewest goals allowed in one season | 166 | 2003-04 |
| Most penalty minutes in one season | 1,888 | 2005-06 |
| Fewest penalty minutes in one season | 845 | 2016-17 |
| Longest winning streak | 15 games | 11/18/15-12/26/15 |
| Longest winning streak at home | 14 games | 11/11/15-1/15/16 |
| Longest winning streak on road | 7 games | 10/16/04-12/3/04 1/29/15-2/28/15 |
| Longest points streak overall | 19 games | 2/4/15-3/20/15 (15-0-3-1) |
| Longest points streak at home | 16 games | 1/9/04-2/27/04 (13-0-3-0) |
| Longest points streak on road | 11 games | 1/29/15-3/12/15 (9-0-1-1) |
| Longest undefeated streak overall | 15 games | 11/18/15-12/26/15 (15-0-0-0) |
| Longest undefeated streak at home | 16 games | 1/9/04-2/27/04 (13-0-3) |
| Longest undefeated streak on road | 8 games | 1/6/02-2/2/02 (5-0-3) 1/6/06-2/22/06 (7-0-0-1) |
| Longest losing streak (L+OTL) overall | 9 games | 3/29/19-end of season |
| Longest losing streak (L+OTL) at home | 7 games | 12/11/04-1/15/05 10/20/07-11/21/07 12/12/09-1/15/10 |
| Longest losing streak (L+OTL) on road | 7 games | 3/6/08-4/2/08 |
| Longest winless streak overall | 10 games | 10/28/07-11/23/07 (0-8-0-2) |
| Longest winless streak at home | 8 games | 10/20/07-11/23/07 (0-7-0-1) |
| Longest winless streak on road | 8 games | 3/10/07-4/7/07 (0-5-1-2) |

All-Time Regular Season Individual Player Records

| | |
|---------------------------------------|---|
| Players | |
| Most points in one season | 96 Jiri Hudler, 2005-06 |
| Most goals in one season | 56 Donald MacLean, 2005-06 |
| Most assists in one season | 60 Jiri Hudler, 2005-06 |
| Most penalty minutes in one season | 390 Darryl Bootland, 2005-06 |
| Most power-play goals in one season | 21 Donald MacLean, 2005-06 |
| Most shorthanded goals in one season | 5 Matt Ellis, 2006-07 Eric Himelfarb, 2006-07 |
| Most game-winning goals in one season | 10 Kevin Miller, 2003-04 |
| Most points in one game | 7 Tomas Tatar, 11/27/10 at CHI (2-5) |
| Most goals in one game | 3 several times; last: Wade Megan, 2/15/19 vs. SA |
| Most assists in one game | 5 Chris Bala, 1/10/02 at CHI Jiri Hudler, 2/16/06 at CLE Tomas Tatar, 11/27/10 at CHI |

Goaltenders

| | | |
|---|-------|--|
| Most appearances in one season | 66 | Joey MacDonald, 2004-05 |
| Most minutes played in one season | 3,755 | Joey MacDonald, 2004-05 |
| Most wins in one season | 34 | Joey MacDonald, 2004-05 |
| Most losses in one season | 29 | Joey MacDonald, 2004-05 |
| Most ties/OT/shootout losses in one season | 8 | Marc Lamothe, 2002-03 |
| Most shutouts in one season | 6 | Marc Lamothe, 2002-03 Joey MacDonald, 2003-04 Jimmy Howard, 2006-07 Jared Coreau, 2015-16 |
| Lowest GAA in one season (min. 25 games) | 1.83 | Martin Prusek, 2001-02 |
| Highest save percentage in one season (min. 25 games) | .936 | Joey MacDonald, 2003-04 |

All-Time Regular Season Points Leaders

| Name | GP | G | A | PTS | Seasons |
|-------------------|-----|-----|-----|-----|---------------------|
| 1 Francis Pare | 363 | 102 | 135 | 237 | 2008-13 |
| 2 Tomas Tatar | 265 | 87 | 109 | 196 | 2009-13 |
| 3 Mitch Callahan | 365 | 94 | 92 | 186 | 2011-17 |
| 4 Jiri Hudler | 185 | 65 | 114 | 179 | 2003-06 |
| 5 Kip Miller | 169 | 59 | 114 | 173 | 01-02, 04-05, 06-07 |
| 6 Eric Tangradi | 200 | 76 | 88 | 164 | 2015-18 |
| 7 Cory Emmerton | 270 | 50 | 107 | 157 | 06-11, 13-14 |
| 8 Jamie Tardif | 316 | 78 | 76 | 154 | 2006-11 |
| 9 Matt Ellis | 282 | 69 | 84 | 153 | 2003-07 |
| 10 Gustav Nyquist | 137 | 53 | 90 | 143 | 2010-14 |

All-Time Regular Season Goaltending Leaders (Wins)

| Name | GP | W | L | OT/SOL | GAA | SV% | SO | Seasons |
|------------------|-----|-----|-----|--------|------|------|----|--------------|
| 1 Tom McCollum | 263 | 123 | 105 | 14 | 2.76 | .906 | 8 | 09-16, 17-18 |
| 2 Joey MacDonald | 210 | 109 | 77 | 11 | 2.44 | .918 | 20 | 02-07, 10-12 |
| 3 Jimmy Howard | 190 | 93 | 74 | 11 | 2.66 | .911 | 15 | 05-09, 16-17 |
| 4 Jared Coreau | 148 | 85 | 48 | 11 | 2.44 | .918 | 13 | 2013-18 |
| 5 Petr Mrazek | 87 | 54 | 27 | 3 | 2.21 | .920 | 7 | 2012-15 |
| Marc Lamothe | 103 | 54 | 34 | 13 | 2.10 | .924 | 10 | 2002-04 |



Brian Lashoff

One of only three players to be part of Grand Rapids' Calder Cup championship teams in both 2013 and 2017, Brian Lashoff is the Griffins' AHL franchise leader in games played (453). In 2018-19, the steady defenseman posted 14 points in 53 games with Grand Rapids and tallied one assist in four NHL contests with Detroit.

DID YOU KNOW?

The Griffins extended their franchise record by qualifying for the playoffs for the seventh consecutive season in 2018-19.

Playoff Facts

| | |
|--|----------------|
| Number participated in: | 13 |
| Number of individual series won: | 17 |
| Number of individual series lost: | 11 |
| Total number of playoff games played: | 145 |
| Games won: | 80 |
| Games lost: | 65 |
| Number of overtime games: | 20 |
| Overtime games won: | 14 |
| Overtime games lost: | 6 |
| Number of games opponents shut out: | 7 |
| Number of games shut out by opponents: | 6 |
| Calder Cup Championships: | 2 (2013, 2017) |
| Losing Finalist: | 0 |

All-Time Playoff Individual Player Records

Players

| | | |
|----------------------------------|----|--|
| Most points in one playoff | 22 | Jiri Hudler, 2006 Tomas Nosek, 2017 |
| Most points in one playoff game | 5 | Jiri Hudler, 5/16/06 vs. MB (0-5) |
| Most goals in one playoff | 16 | Tomas Tatar, 2013 |
| Most goals in one playoff game | 3 | Kevin Miller, 4/16/04 vs. CHI Matt Ellis, 4/21/07 at MB Tomas Jurco, 5/13/14 vs. TEX Teemu Pulkkinen, 5/6/15 vs. RFD Tyler Bertuzzi, 5/14/16 at LE Mitch Callahan, 5/8/17 vs. CHI |
| Most assists in one playoff | 17 | Eric Tangradi, 2017 |
| Most assists in one playoff game | 5 | Jiri Hudler, 5/16/06 vs. MB |
| Most games played all-time | 78 | Nathan Paetsch |

Goaltenders

| | | |
|---|------|---|
| Most appearances all-time | 34 | Petr Mrazek |
| Most wins in one playoff | 15 | Petr Mrazek, 2013 Jared Coreau, 2017 |
| Most losses in one playoff | 9 | Petr Mrazek, 2013 |
| Most shutouts in one playoff | 4 | Petr Mrazek, 2013 |
| Lowest GAA in one playoff (min. 5 games) | 1.62 | Drew MacIntyre, 2006 |
| Highest save percentage in one playoff (min. 5 games) | .940 | Drew MacIntyre, 2006 |

All-Time Playoff Points Leaders

| Player | GP | G | A | PTS | Seasons |
|-------------------|----|----|----|-----|---------|
| 1 Tyler Bertuzzi | 42 | 23 | 16 | 39 | 2014-17 |
| 2 Teemu Pulkkinen | 40 | 22 | 12 | 34 | 2012-15 |
| Mitch Callahan | 60 | 13 | 21 | 34 | 2012-17 |
| 4 Tomas Nosek | 40 | 13 | 17 | 30 | 2014-17 |
| Nathan Paetsch | 78 | 3 | 27 | 30 | 2012-17 |
| 6 Ben Street | 24 | 12 | 17 | 29 | 2016-18 |
| 7 Jiri Hudler | 20 | 7 | 21 | 28 | 2003-06 |
| Eric Tangradi | 30 | 6 | 22 | 28 | 2016-18 |
| 9 Jeff Hoggan | 59 | 11 | 16 | 27 | 2012-16 |
| 10 Martin Frk | 29 | 7 | 17 | 24 | 2013-19 |

All-Time Playoff Results

| Year | Round | Opponent | Result | GF | GA |
|------|-------|---------------|--------|----|----|
| 2019 | DSF | Chicago | L, 2-3 | 17 | 15 |
| 2018 | DSF | Manitoba | L, 2-3 | 14 | 15 |
| 2017 | F | Syracuse | W, 4-2 | 20 | 22 |
| | CF | San Jose | W, 4-1 | 19 | 11 |
| | DF | Chicago | W, 4-1 | 22 | 15 |
| | DSF | Milwaukee | W, 3-0 | 12 | 7 |
| 2016 | DF | Lake Erie | L, 2-4 | 20 | 18 |
| | DSF | Milwaukee | W, 3-0 | 9 | 3 |
| 2015 | CF | Utica | L, 2-4 | 11 | 15 |
| | CSF | Rockford | W, 4-1 | 18 | 12 |
| | CQF | Toronto | W, 3-2 | 19 | 19 |
| 2014 | CSF | Texas | L, 2-4 | 13 | 23 |
| | CQF | Abbotsford | W, 3-1 | 15 | 8 |
| 2013 | F | Syracuse | W, 4-2 | 22 | 17 |
| | CF | Oklahoma City | W, 4-3 | 20 | 17 |
| | CSF | Toronto | W, 4-2 | 23 | 16 |
| | CQF | Houston | W, 3-2 | 15 | 11 |
| 2012 | DNQ | | | | |
| 2011 | DNQ | | | | |
| 2010 | DNQ | | | | |
| 2009 | DF | Manitoba | L, 0-4 | 5 | 10 |
| | DSF | Hamilton | W, 4-2 | 22 | 15 |
| 2008 | DNQ | | | | |
| 2007 | DSF | Manitoba | L, 3-4 | 13 | 16 |
| 2006 | CF | Milwaukee | L, 0-4 | 7 | 14 |
| | DF | Manitoba | W, 4-3 | 19 | 23 |
| | DSF | Toronto | W, 4-1 | 18 | 15 |
| 2005 | DNQ | | | | |
| 2004 | DSF | Chicago | L, 0-4 | 6 | 17 |
| 2003 | CF | Houston | L, 3-4 | 15 | 15 |
| | CSF | Chicago | W, 4-0 | 11 | 5 |
| | CQF | W-B/Scranton | W, 3-1 | 10 | 10 |
| 2002 | CQF | Chicago | L, 2-3 | 11 | 12 |



Van Andel Arena

One of the country's premier concert and sports venues, Van Andel Arena consistently ranks among the top arena venues in the world in industry publications *Billboard* and *Pollstar*. Built in 1996, the \$75-million venue seats 10,834 for hockey and has hosted a wide variety of sporting events, including the 2013 and 2017 Calder Cup Finals, NCAA hockey regionals -- including the attendance record-breaking 2001 tournament -- and the Michigan State vs. Georgia 2017 men's basketball exhibition that raised over \$360,000 for disaster relief efforts. Other event highlights include Paul McCartney, Garth Brooks, Elton John and Pink.

History of Team Captains

| | |
|---------|---|
| 2001-04 | Travis Richards |
| 2004-05 | Blake Sloan |
| 2005-07 | Matt Ellis |
| 2007-08 | Ryan Oulahan, Mark Cullen, Garrett Stafford |
| 2008-09 | Darren Haydar |
| 2009-11 | Jamie Tardif |
| 2011-12 | Garnet Exelby |
| 2012-16 | Jeff Hoggan |
| 2016-17 | Nathan Paetsch |
| 2017-19 | Matthew Ford |

Retired Numbers

| | |
|-----|-----------------|
| #24 | Travis Richards |
|-----|-----------------|





HARTFORD WOLF PACK



Jeff Gorton
Governor



Chris Drury
General Manager



Kris Knoblauch
Head Coach



New York Rangers
NHL Affiliate

Personnel

General Manager, New York Rangers/
Governor, Hartford Wolf Pack Jeff Gorton
General Manager, Hartford Wolf Pack Chris Drury
General Manager, XL Center Ben Weiss
Head Coach Kris Knoblauch
Assistant General Manager Pat Boller
Associate Head Coach Gord Murphy
Assistant Coach David Cunniff
Goaltending Coach Eric Raymond
Athletic Trainer Brian Fairbrother
Strength and Conditioning Coach John Sardos
Assistant Athletic Trainer Jared Degler
Assistant Strength and Conditioning Coach Tim Sesko
Equipment Manager Craig Lewis
Assistant Equipment Manager Mark Riepe
Video Coach Chris Hoeler
Vice President, Corporate Sales Bryan Dooley
Director of Ticket Sales Dave Romeiko
Director of Finance Ashley Shea
Director of Premium Seating Doug Hagen
Director of Marketing and Business Development Danielle Griebel
Director of Broadcasting and Public Relations Bob Crawford
Senior Manager of Community Relations and
Game Presentation Franky Berrian
Senior Marketing Manager Yasmeen Badich
Marketing Manager Jessica Charlton
Corporate Sales Manager Rose LeBlanc
Box Office Manager Ruth Clarke-Olen
Assistant Box Office Manager Jill Atkinson

Sales Manager James Warner
Account Executive Kent Ahern
Account Executive J.P. McCooe
Executive Assistant Elyse O'Connell
Event Coordinator Del Araujo
Sales Coordinator Brendan O'Halloran
Graphic Designer Gary Goldberg-O'Maxfield

Team Information

Club Colors Navy Blue, Red, White, Silver
Home Arena XL Center
Seating Capacity 15,635
Ticket Prices \$10-\$45
Attendance Records Game: 21,673 vs. Providence, 2/19/11 (outdoors)
14,115 vs. Springfield, 1/24/98 (arena)
Season: 288,859 – 1998-99
Average: 7,221 – 1998-99
Press Box Location Bottom of Sections 234-238
Audio Webcasts www.hartfordwolfpack.com/stream
Time Zone Eastern

Hartford Wolf Pack
One Civic Center Plaza
Hartford, CT 06103
Phone: (860) 249-6333

Media Directory

Newspaper/Wire

Hartford Courant • Phone (860) 241-6434 • Contact: Dan Brechlin (@danbrechlin) • www.courant.com
Journal Inquirer • Phone (860) 646-0500 • Contact: Brian Coyne • www.journalinquirer.com • @JournalInquirer
Bristol Press • Phone (860) 525-8256 • www.bristolpress.com • @bristolpress
Meriden Record-Journal • Phone (203) 317-2203 • Contact: Bryant Carpenter • www.record-journal.com • @Record_Journal
Waterbury Republican-American • Phone (203) 574-3636 • Contact: Roger Cleaveland • www.rep-am.com • @rep_am
New Haven Register • Phone (203) 789-5655 • Contact: Sean Barker (@NHRSeanBarker) • www.newhavenregister.com
New England Hockey Journal • Phone (617) 773-9955 • Contact: Eric Beato • www.hockeyjournal.com • @NEHockeyJournal
Associated Press • Phone (860) 246-6876 • Contact: Pat Eaton-Robb (@peatonrobb) • www.ap.org • @AP

Television

WTIC (FOX 61) • Phone (860) 723-2068 • Contact: Joe D'Ambrosio (@JoeDSports) • www.foxct.com
WVIT (NBC 30) • Phone (860) 313-4263 • Contact: Gabrielle Lucivero (@GLucivero) • www.nbcconnecticut.com
WFSB (CBS 3) • Phone (860) 244-1708 • Contact: Joe Zone (@joezonewfsb) • www.wfsb.com
WTNH (ABC 8) • Phone (203) 784-8842 • Contact: John Pierson (@JPPierson), Erik Dobratz (@Erikd25) • www.wtnh.com
MSG Network • Phone (212) 465-5926 • Contact: Doug Morrison • www.msg.com • @MSGNetworks

Radio

WPOP (NewsRadio 1410)/WUCS (97.9 ESPN) • Phone (860) 723-6160 • Contact: Ben Darnell (@ESPNBenDarnell) • www.newsradio1410.iheart.com
WTIC (1080 AM) • Phone (860) 677-6700 • Contact: Joe D'Ambrosio (@JoeDSports) • www.connecticut.cbslocal.com



Season Results

| Season | Aff | Head Coach | GP | W | L | T | OTL | SOL | PTS | GF | GA | Finish | Playoff Result (W-L Record) |
|-----------|-----|-------------------|-------|-----|-----|----|-----|-----|-------|-------|-------|---------------------|-------------------------------------|
| 1997-98 | NYR | E.J. McGuire | 80 | 43 | 24 | 12 | 1 | -- | 99 | 272 | 227 | 2nd, New England | Lost Conference Finals (8-7) |
| 1998-99 | NYR | E.J. McGuire | 80 | 38 | 31 | 5 | 6 | -- | 87 | 256 | 256 | 2nd, New England | Lost Conference Semifinals (3-4) |
| 1999-2000 | NYR | John Paddock | 80 | 49 | 22 | 7 | 2 | -- | 107 | 249 | 198 | 1st, New England | Won Calder Cup (15-8) |
| 2000-01 | NYR | John Paddock | 80 | 40 | 26 | 8 | 6 | -- | 94 | 263 | 247 | 2nd, New England | Lost Conference Quarterfinals (2-3) |
| 2001-02 | NYR | John Paddock | 80 | 41 | 26 | 10 | 3 | -- | 95 | 249 | 243 | 2nd, East (4) | Lost Conference Semifinals (4-6) |
| 2002-03 | NYR | Ryan McGill | 80 | 33 | 27 | 12 | 8 | -- | 86 | 255 | 236 | 3rd, East (7) | Lost Qualifying Series (0-2) |
| 2003-04 | NYR | Ryan McGill | 80 | 44 | 22 | 12 | 2 | -- | 102 | 198 | 153 | 1st, Atlantic | Lost Conference Finals (11-5) |
| 2004-05 | NYR | Ryan McGill | 80 | 50 | 24 | -- | 3 | 3 | 106 | 206 | 160 | 2nd, Atlantic | Lost Division Semifinals (2-4) |
| 2005-06 | NYR | Jim Schoenfeld | 80 | 48 | 24 | -- | 2 | 6 | 104 | 292 | 241 | 2nd, Atlantic | Lost Division Finals (6-7) |
| 2006-07 | NYR | Jim Schoenfeld | 80 | 47 | 29 | -- | 3 | 1 | 98 | 231 | 201 | 2nd, Atlantic | Lost Division Semifinals (3-4) |
| 2007-08 | NYR | Ken Gernander | 80 | 50 | 20 | -- | 2 | 8 | 110 | 266 | 198 | 2nd, Atlantic | Lost Division Semifinals (1-4) |
| 2008-09 | NYR | Ken Gernander | 80 | 46 | 27 | -- | 3 | 4 | 99 | 243 | 216 | 1st, Atlantic | Lost Division Semifinals (2-4) |
| 2009-10 | NYR | Ken Gernander | 80 | 36 | 33 | -- | 6 | 5 | 83 | 231 | 251 | 6th, Atlantic | Did not qualify |
| *2010-11 | NYR | Ken Gernander | 80 | 40 | 32 | -- | 2 | 6 | 88 | 221 | 223 | 3rd, Atlantic | Lost Division Semifinals (2-4) |
| 2011-12 | NYR | Ken Gernander | 76 | 36 | 26 | -- | 7 | 7 | 86 | 210 | 208 | 2nd, Northeast (6) | Lost Conference Semifinals (5-4) |
| 2012-13 | NYR | Ken Gernander | 76 | 35 | 32 | -- | 6 | 3 | 79 | 213 | 222 | 2nd, Northeast (9) | Did not qualify |
| 2013-14 | NYR | Ken Gernander | 76 | 37 | 32 | -- | 1 | 6 | 81 | 202 | 220 | 3rd, Northeast (10) | Did not qualify |
| 2014-15 | NYR | Ken Gernander | 76 | 43 | 24 | -- | 5 | 4 | 95 | 221 | 214 | 1st, Northeast (3) | Lost Conference Finals (7-8) |
| 2015-16 | NYR | Ken Gernander | 76 | 41 | 32 | -- | 3 | 0 | 85 | 202 | 199 | 6th, Atlantic | Did not qualify |
| 2016-17 | NYR | Ken Gernander | 76 | 24 | 46 | -- | 4 | 2 | 54 | 194 | 280 | 7th, Atlantic | Did not qualify |
| 2017-18 | NYR | Keith McCambridge | 76 | 34 | 33 | -- | 6 | 3 | 77 | 208 | 252 | 6th, Atlantic | Did not qualify |
| 2018-19 | NYR | Keith McCambridge | 76 | 29 | 36 | -- | 7 | 4 | 69 | 209 | 266 | 8th, Atlantic | Did not qualify |
| TOTALS | | | 1,728 | 884 | 628 | 66 | 88 | 62 | 1,984 | 5,091 | 4,911 | | |

* known as Connecticut Whale from Nov. 27, 2010, through end of 2012-13 season

...In The System

- Sean Day (D), 6-3, 225 lbs., shoots left. Born 1/9/98, Leuven, Belgium
Last year's teams: Hartford (AHL) 46gp, 3+11=14pts... Maine (ECHL) 19gp, 4+11=15pts.
- Jake Elmer (RW), 6-1, 190 lbs., shoots right. Born 12/31/98, Calgary, Alta.
Last year's teams: Lethbridge (WHL) 68gp, 39+42=81pts... Hartford (AHL) 5gp, 2+2=4pts.
- Tim Gettinger (LW), 6-6, 220 lbs., shoots left. Born 4/14/98, Cleveland, Ohio
Last year's teams: Hartford (AHL) 64gp, 14+13=27pts... N.Y. Rangers (NHL) 4gp, 0+0=0pts.
- Joey Keane (D), 6-0, 181 lbs., shoots right. Born 7/2/99, Chicago, Ill.
Last year's teams: Barrie/London (OHL) 66gp, 8+31=39pts.
- Ryan Lindgren (D), 6-0, 201 lbs., shoots left. Born 2/11/98, Burnsville, Minn.
Last year's teams: Hartford (AHL) 65gp, 0+12=12pts... N.Y. Rangers (NHL) 5gp, 0+0=0pts.



Steven Fogarty

Steven Fogarty enjoyed a breakout year with the Wolf Pack in 2018-19 as a third-year pro. The 2011 third-round draft pick more than doubled his previous career highs in points (52), goals (21) and assists (31) and also earned 10 games of action with the parent New York Rangers.

2019-20 Schedule (All Times Local)

| Day | Date | Time | Opponent | Day | Date | Time | Opponent |
|-----|----------|----------|-----------------|-----|---------|---------|-----------------|
| Sat | 10/5/19 | 7:00 PM | Charlotte | Sat | 1/11/20 | 7:05 PM | @ W-B/Scranton |
| Sun | 10/6/19 | 3:00 PM | Bridgeport | Wed | 1/15/20 | 7:00 PM | @ Utica |
| Sat | 10/12/19 | 7:30 PM | Springfield | Fri | 1/17/20 | 7:00 PM | @ Utica |
| Sun | 10/13/19 | 3:00 PM | Rochester | Sat | 1/18/20 | 7:00 PM | @ Hershey |
| Fri | 10/18/19 | 7:15 PM | Springfield | Fri | 1/24/20 | 7:15 PM | Bridgeport |
| Sat | 10/19/19 | 7:05 PM | @ Binghamton | Sat | 1/25/20 | 7:00 PM | Lehigh Valley |
| Fri | 10/25/19 | 7:15 PM | Laval | Fri | 1/31/20 | 7:15 PM | Springfield |
| Sat | 10/26/19 | 7:00 PM | Bridgeport | Sat | 2/1/20 | 7:05 PM | @ Springfield |
| Sun | 10/27/19 | 3:00 PM | @ Bridgeport | Wed | 2/5/20 | 7:00 PM | Springfield |
| Wed | 10/30/19 | 7:00 PM | @ Laval | Fri | 2/7/20 | 7:00 PM | @ Charlotte |
| Fri | 11/1/19 | 7:30 PM | @ Laval | Sat | 2/8/20 | 6:00 PM | @ Charlotte |
| Sat | 11/2/19 | 7:00 PM | @ Belleville | Wed | 2/12/20 | 7:00 PM | W-B/Scranton |
| Fri | 11/8/19 | 7:15 PM | Hershey | Fri | 2/14/20 | 7:15 PM | Laval |
| Sat | 11/9/19 | 7:30 PM | Belleville | Sat | 2/15/20 | 7:05 PM | @ Lehigh Valley |
| Sun | 11/10/19 | 3:05 PM | @ Providence | Fri | 2/21/20 | 7:05 PM | @ Springfield |
| Fri | 11/15/19 | 7:05 PM | @ Providence | Sat | 2/22/20 | 7:00 PM | W-B/Scranton |
| Sat | 11/16/19 | 7:00 PM | Providence | Sun | 2/23/20 | 3:00 PM | @ Bridgeport |
| Wed | 11/20/19 | 11:00 AM | Syracuse | Fri | 2/28/20 | 7:05 PM | @ Binghamton |
| Fri | 11/22/19 | 7:05 PM | @ Rochester | Sat | 2/29/20 | 7:00 PM | @ Bridgeport |
| Sat | 11/23/19 | 7:00 PM | @ Syracuse | Sun | 3/1/20 | 3:00 PM | Providence |
| Sat | 11/30/19 | 7:05 PM | @ Lehigh Valley | Fri | 3/6/20 | 7:15 PM | Hershey |
| Sun | 12/1/19 | 5:00 PM | @ Hershey | Sat | 3/7/20 | 7:00 PM | Hershey |
| Fri | 12/6/19 | 7:05 PM | @ Springfield | Sun | 3/8/20 | 3:05 PM | @ Springfield |
| Sat | 12/7/19 | 7:30 PM | Binghamton | Wed | 3/11/20 | 7:00 PM | Providence |
| Sun | 12/8/19 | 3:05 PM | @ Providence | Fri | 3/13/20 | 7:05 PM | @ Springfield |
| Wed | 12/11/19 | 7:00 PM | Binghamton | Sat | 3/14/20 | 7:00 PM | @ Bridgeport |
| Fri | 12/13/19 | 7:15 PM | Lehigh Valley | Wed | 3/18/20 | 7:00 PM | Springfield |
| Sat | 12/14/19 | 7:05 PM | @ Lehigh Valley | Fri | 3/20/20 | 7:15 PM | Charlotte |
| Tue | 12/17/19 | 7:00 PM | @ Charlotte | Sat | 3/21/20 | 7:05 PM | @ Providence |
| Wed | 12/18/19 | 7:00 PM | @ Charlotte | Wed | 3/25/20 | 7:00 PM | Charlotte |
| Sat | 12/21/19 | 7:00 PM | Providence | Fri | 3/27/20 | 7:15 PM | Bridgeport |
| Fri | 12/27/19 | 7:00 PM | @ Bridgeport | Sat | 3/28/20 | 7:00 PM | Utica |
| Sat | 12/28/19 | 7:00 PM | Providence | Fri | 4/3/20 | 7:05 PM | @ W-B/Scranton |
| Tue | 12/31/19 | 5:00 PM | Bridgeport | Sat | 4/4/20 | 7:00 PM | W-B/Scranton |
| Fri | 1/3/20 | 7:05 PM | @ Providence | Sun | 4/5/20 | 3:00 PM | @ Bridgeport |
| Sat | 1/4/20 | 7:00 PM | Utica | Wed | 4/8/20 | 7:00 PM | Bridgeport |
| Wed | 1/8/20 | 7:00 PM | @ Hershey | Fri | 4/10/20 | 7:15 PM | Lehigh Valley |
| Fri | 1/10/20 | 7:15 PM | Charlotte | Sat | 4/11/20 | 7:05 PM | @ W-B/Scranton |

DID YOU KNOW?

Brandon Halverson only played 19 games for Hartford in 2018-19 but faced three penalty shots, equaling the most ever by a Wolf Pack netminder in a single season.

All-Time Regular Season Team Records

| | | |
|---|---------------|--|
| Division championships..... | 4..... | 1999-2000, 2003-04, 2008-09, 2014-15 |
| Overall regular season point championships..... | 1..... | 1999-2000 |
| Most points in one season..... | 110..... | 2007-08 |
| Fewest points in one season..... | 54..... | 2016-17 |
| Most wins in one season..... | 50..... | 2004-05, 2007-08 |
| Fewest wins in one season..... | 24..... | 2016-17 |
| Most losses in one season (L+OTL)..... | 50..... | 2016-17 |
| Fewest losses in one season (L+OTL)..... | 22..... | 2007-08 |
| Most ties in one season..... | 12..... | 97-98, 02-03, 03-04 |
| Fewest ties in one season..... | 5..... | 1998-99 |
| Most shootout losses in one season..... | 8..... | 2007-08 |
| Fewest shootout losses in one season..... | 0..... | 2015-16 |
| Most goals scored in one season..... | 292..... | 2005-06 |
| Fewest goals scored in one season..... | 194..... | 2016-17 |
| Most goals allowed in one season..... | 280..... | 2016-17 |
| Fewest goals allowed in one season..... | 153..... | 2003-04 |
| Most penalty minutes in one season..... | 2,586..... | 2004-05 |
| Fewest penalty minutes in one season..... | 754..... | 2015-16 |
| Longest winning streak overall..... | 9 games..... | 10/16/04-11/7/04 |
| Longest winning streak at home..... | 11 games..... | 12/17/04-2/18/05 |
| Longest winning streak on road..... | 8 games..... | 12/29/06-1/20/07 |
| Longest undefeated streak overall..... | 9 games..... | 2/6/02-2/23/02 (6-0-3) 10/16/04-11/7/04 (9-0-0) |
| Longest undefeated streak at home..... | 11 games..... | 12/17/04-2/18/05 (11-0-0) |
| Longest undefeated streak on road..... | 8 games..... | 2/20/00-3/31/00 (7-0-1) 12/29/06-1/20/07 (8-0-0) |
| Longest points streak overall..... | 19 games..... | 2/6/02-3/15/02 (12-0-5-2) |
| Longest points streak at home..... | 12 games..... | 1/26/02-3/10/02 (7-0-4-1) |
| Longest points streak on road..... | 8 games..... | 2/20/00-3/31/00 (7-0-1-0) 2/6/02-3/15/02 (6-0-1-1) 3/2/03-end of season (2-0-2-4) 11/25/05-12/23/05 (5-0-1-2) 12/29/06-1/20/07 (8-0-0-0) |
| Longest losing streak (L+OTL) overall..... | 9 games..... | 10/20/10-11/6/10 3/4/17-3/24/17 |
| Longest losing streak (L+OTL) at home..... | 7 games..... | 10/10/10-11/3/10 |
| Longest losing streak (L+OTL) on road..... | 14 games..... | 2/18/17-end of season |
| Longest winless streak overall..... | 11 games..... | 1/2/12-1/28/12 (0-6-3-2) |
| Longest winless streak at home..... | 7 games..... | 10/10/10-11/3/10 (0-5-2-0) |
| Longest winless streak on road..... | 14 games..... | 2/18/17-end of season (0-13-1-0) |

All-Time Regular Season Individual Player Records

| | | |
|--|----------|-----------------------------------|
| Most points in one season..... | 101..... | Derek Armstrong, 2000-01 |
| Most goals in one season..... | 50..... | Brad Smyth, 2000-01 |
| Most assists in one season..... | 69..... | Derek Armstrong, 2000-01 |
| Most penalty minutes in one season..... | 415..... | Dale Purinton, 1999-2000 |
| Most power-play goals in one season..... | 21..... | Brad Smyth, 2000-01 |
| Most shorthanded goals in one season..... | 6..... | Alexandre Giroux, 2005-06 |
| Most game-winning goals in one season..... | 11..... | Brad Smyth, 1999-2000 |
| Most points in one game..... | 6..... | Nigel Dawes, 12/8/07 at WOR (2-4) |
| Most goals in one game..... | 5..... | Jarkko Immonen, 2/4/06 at POR |
| Most assists in one game..... | 5..... | Derek Armstrong, 11/14/98 vs. WOR |
| Most penalty minutes in one game..... | 49..... | Martin Grenier, 3/26/04 at WOR |

Goaltenders

| | | |
|--|------------|---------------------------------------|
| Most appearances in one season..... | 59..... | Jean-Francois Labbe, 1998-99 |
| Most minutes played in one season..... | 3,393..... | Jason LaBarbera, 2003-04 |
| Most wins in one season..... | 34..... | Jason LaBarbera, 2003-04 |
| Most losses in one season..... | 29..... | Cam Talbot, 2012-13 |
| Most ties/OT/shootout losses in one season..... | 9..... | Jason LaBarbera, 2003-04 |
| Most shutouts in one season..... | 13..... | Jason LaBarbera, 2003-04 (AHL record) |
| Lowest gaa in one season (min. 25 games)..... | 1.59..... | Jason LaBarbera, 2003-04 |
| Highest save percentage in one season (min. 25 games)..... | .936..... | Jason LaBarbera, 2003-04 |

All-Time Regular Season Points Leaders

| Name | GP | G | A | PTS | Seasons |
|------------------------------|-----|-----|-----|-----|--------------|
| 1 Brad Smyth | 345 | 184 | 181 | 365 | 97-02, 05-06 |
| 2 Ken Gernander | 599 | 160 | 187 | 347 | 1997-2005 |
| 3 Derek Armstrong | 265 | 105 | 204 | 309 | 1997-2001 |
| 4 Kris Newbury | 222 | 66 | 139 | 205 | 2009-13 |
| 5 Pierre-Alexandre Parenteau | 184 | 83 | 121 | 204 | 2007-10 |
| 6 Marek Hrivik | 318 | 61 | 107 | 168 | 2011-17 |
| 7 Dane Byers | 255 | 72 | 91 | 163 | 2005-11 |
| 8 Nigel Dawes | 166 | 76 | 85 | 161 | 03-04, 05-08 |
| 9 Brodie Dupont | 323 | 59 | 95 | 154 | 07-11, 13-14 |
| 10 Chad Wiseman | 191 | 61 | 79 | 140 | 2003-06 |

All-Time Regular Season Goaltending Leaders (Wins)

| Name | GP | W | L | OT/SOL | GAA | SV% | SO | Seasons |
|-----------------------|-----|----|----|--------|------|------|----|-----------|
| 1 Jason LaBarbera | 182 | 91 | 54 | 18 | 2.11 | .926 | 21 | 2000-05 |
| 2 Al Montoya | 119 | 66 | 34 | 4 | 2.46 | .910 | 8 | 2005-08 |
| 3 Chad Johnson | 136 | 62 | 55 | 11 | 2.57 | .911 | 6 | 2009-12 |
| 4 Jean-Francois Labbe | 116 | 59 | 41 | 11 | 2.91 | .910 | 3 | 1998-2001 |
| Johan Holmqvist | 126 | 59 | 39 | 15 | 2.90 | .905 | 5 | 2000-03 |



Ville Meskanen

In his first North American pro season after three years in his native Finland, Ville Meskanen produced 12 goals and 22 assists for 34 points in 70 games with the Wolf Pack in 2018-19, good for fourth on the club in points and assists.

History of Team Captains

| | |
|-----------|-------------------------|
| 1997-2005 | Ken Gernander |
| 2005-07 | Craig Weller |
| 2007-08 | Andrew Hutchinson |
| 2008-09 | Greg Moore |
| 2009-11 | Dane Byers |
| 2011-12 | Wade Redden |
| 2012-13 | none |
| 2013-14 | Aaron Johnson |
| 2014-15 | none |
| 2015-16 | Ryan Bourque, Mat Bodie |
| 2016-17 | Mat Bodie |
| 2017-18 | Joe Whitney |
| 2018-19 | Cole Schneider |

Retired Numbers

| | |
|-----|---------------|
| #12 | Ken Gernander |
|-----|---------------|



Playoff Facts

| | |
|--|----------|
| Number participated in: | 15 |
| Number of individual series won: | 14 |
| Number of individual series lost: | 14 |
| Total number of playoff games played: | 145 |
| Games won: | 71 |
| Games lost: | 74 |
| Number of overtime games: | 30 |
| Overtime games won: | 14 |
| Overtime games lost: | 16 |
| Number of games opponents shut out: | 11 |
| Number of games shut out by opponents: | 5 |
| Calder Cup Championships: | 1 (2000) |
| Losing Finalist: | 0 |

All-Time Playoff Individual Player Records

Players

| | | |
|----------------------------------|----|---|
| Most points in one playoff | 27 | Marc Savard, 1998 |
| Most points in one playoff game | 6 | Chris Kenady, 4/20/00 vs. SPR (4-2) |
| Most goals in one playoff | 13 | Brad Smyth, 2000 |
| Most goals in one playoff game | 4 | Chris Kenady, 4/20/00 vs. SPR |
| Most assists in one playoff | 19 | Marc Savard, 1998 |
| Most assists in one playoff game | 3 | several times; last: Wade Redden, 4/23/11 vs. POR |
| Most games played all-time | 78 | Ken Gernander |

Goaltenders

| | | |
|---|------|--|
| Most playoff appearances all-time | 29 | Jean-Francois Labbe |
| Most wins in one playoff | 15 | Jean-Francois Labbe, 2000 |
| Most losses in one playoff | 7 | Jean-Francois Labbe, 2000 Yann Danis, 2015 |
| Most shutouts in one playoff | 3 | Jean-Francois Labbe, 2000 Jason LaBarbera, 2004 |
| Lowest GAA in one playoff (min. 5 games) | 1.73 | Jason LaBarbera, 2004 |
| Highest save percentage in one playoff (min. 5 games) | .939 | Cam Talbot, 2012 |

All-Time Playoff Points Leaders

| | Player | GP | G | A | PTS | Seasons |
|----|-------------------|----|----|----|-----|--------------|
| 1 | Brad Smyth | 69 | 37 | 32 | 69 | 97-02, 05-06 |
| 2 | Derek Armstrong | 50 | 14 | 33 | 47 | 1997-2001 |
| 3 | Marc Savard | 22 | 9 | 31 | 40 | 1997-99 |
| 4 | Ken Gernander | 78 | 16 | 20 | 36 | 1997-2005 |
| 5 | Alexandre Giroux | 35 | 13 | 16 | 29 | 2003-06 |
| 6 | Nigel Dawes | 20 | 11 | 12 | 23 | 2005-07 |
| 7 | Chad Wiseman | 32 | 9 | 13 | 22 | 2003-06 |
| 8 | Jason Dawe | 30 | 14 | 7 | 21 | 99-00, 01-02 |
| 9 | Vladimir Vorobiev | 15 | 11 | 8 | 19 | 1997-99 |
| 10 | Chris Bourque | 15 | 4 | 13 | 17 | 2014-15 |
| | P.J. Stock | 40 | 2 | 15 | 17 | 1997-2000 |

All-Time Playoff Results

| Year | Round | Opponent | Result | GF | GA |
|------|-------|--------------|--------|----|----|
| 2019 | DNQ | | | | |
| 2018 | DNQ | | | | |
| 2017 | DNQ | | | | |
| 2016 | DNQ | | | | |
| 2015 | CF | Manchester | L, 0-4 | 10 | 18 |
| | CSF | Hershey | W, 4-2 | 21 | 17 |
| | CQF | Providence | W, 3-2 | 10 | 8 |
| 2014 | DNQ | | | | |
| 2013 | DNQ | | | | |
| 2012 | CSF | Norfolk | L, 2-4 | 12 | 17 |
| | CQF | Bridgeport | W, 3-0 | 10 | 3 |
| 2011 | DSF | Portland | L, 2-4 | 18 | 19 |
| 2010 | DNQ | | | | |
| 2009 | DSF | Worcester | L, 2-4 | 13 | 20 |
| 2008 | DSF | Portland | L, 1-4 | 12 | 14 |
| 2007 | DSF | Providence | L, 3-4 | 20 | 22 |
| 2006 | DF | Portland | L, 2-4 | 17 | 23 |
| | DSF | Manchester | W, 4-3 | 26 | 19 |
| 2005 | DSF | Lowell | L, 2-4 | 14 | 14 |
| 2004 | CF | W-B/Scranton | L, 3-4 | 19 | 19 |
| | DF | Worcester | W, 4-0 | 14 | 7 |
| | DSF | Portland | W, 4-1 | 13 | 7 |
| 2003 | Q | Springfield | L, 0-2 | 3 | 6 |
| 2002 | CSF | Hamilton | L, 1-4 | 10 | 18 |
| | CQF | Manchester | W, 3-2 | 16 | 16 |
| 2001 | CQF | Providence | L, 2-3 | 13 | 13 |
| 2000 | F | Rochester | W, 4-2 | 14 | 10 |
| | CF | Providence | W, 4-3 | 20 | 20 |
| | CSF | Worcester | W, 4-1 | 14 | 10 |
| | CQF | Springfield | W, 3-2 | 20 | 15 |
| 1999 | CSF | Providence | L, 0-4 | 12 | 17 |
| | CQF | Springfield | W, 3-0 | 13 | 5 |
| 1998 | CF | Saint John | L, 1-4 | 18 | 22 |
| | CSF | Worcester | W, 4-3 | 27 | 23 |
| | CQF | New Haven | W, 3-0 | 16 | 10 |



XL Center

The XL Center, managed by Spectra, celebrated 40 years of operation in January 2015 after opening a new chapter in its history by undergoing a \$35-million renovation in the summer of 2014. The home of the Hartford Wolf Pack and University of Connecticut men's Hockey East games, and home-away-from-home for the UConn men's and women's basketball teams, sports fully re-done concourses as well as a new "fan club" restaurant/sports bar, scoreboard and club seating areas. Those recently-added features complement the XL Center's over 45 executive suites and Coliseum Club, as Connecticut's premier entertainment destination continues to host more than 1 million guests a year for a wide variety of local, national and international sports and entertainment events, in addition to trade shows, meetings and conferences.





John Lawn

President/CEO, Hershey Entertainment & Resorts



Bryan Helmer

VP of Hockey Operations



Spencer Carbery

Head Coach



Washington Capitals

NHL Affiliate

HERSHEY BEARS

Personnel

President and Chief Executive Officer,
Hershey Entertainment & Resorts John Lawn
Vice President of Hockey Operations Bryan Helmer
Head Coach Spencer Carbery
Assistant Coach Patrick Wellar
Assistant Coach Scott Allen
Associate Goaltending Coach Alex Westlund
Video Coach Jared Elenberger
Manager of Wellness and Team Affairs Dan Stuck
Head Athletic Trainer Murphy Luatua
Head Equipment Manager Josh Carter
Assistant Equipment Manager Dillon Filepas
Season Ticket Sales Manager Matt Hawn
Group Sales Manager Janet Dise
Front Office Administrator Maria Stouffer
Hockey Accountant Marion Pearl
Manager of Media Relations and Broadcasting Zack Fisch
General Manager of Attractions and Entertainment Vikki Hultquist
Managing Director of Sales and Partnerships Brian Bucciarelli
Media Coordinator Matt Trust
Marketing Coordinator Meredith Bair
Director of Event and Guest Services Jen Alviani
Director of Food and Beverage Rob Gordon
Director of Premium Seating and Corporate Partnerships Patrick Grant
Retail Manager TBD
Managing Director of Marketing Brewer Lister

Corporate Partnerships Amanda Margelot
Corporate Partnerships Austin Lawrence
Great Save Productions Brandon Sheaffer, Aaron Henry,
Kevin Stith, Graham Jenkins

Team Information

Club Colors Chocolate Brown and White
Home Arena Giant Center
Seating Capacity 10,500
Ticket Prices \$20, \$23.50, \$27.50, \$29, \$32.50, \$50
Attendance Records Game: 17,311 vs. WBS, 1/20/13 (outdoors)
11,002 vs. Texas, 6/14/10 (playoffs)
10,998 vs. Lehigh Valley, 4/18/15 (reg. season)
Season: 392,005 – 2010-11
Average: 10,046 – 2012-13
Press Box Location Top of 200 Level, bench side
Flagship Radio Station WQIC-FM 100.1/WTKT-AM 1460
Affiliate Radio Stations WOYK-AM 1350
Sports Radio 98.9 (98.9 W255DJ)
foxsports1460.com
Capitals Radio 24/7
Time Zone Eastern

Hershey Bears
550 West Hersheypark Drive
Hershey, PA 17033
Phone: (717) 534-3380

Media Directory

Newspaper/Wire

Harrisburg Patriot-News • Phone (717) 255-8446 • Contact: Brian Linder (@sportsbylinder) • www.pennlive.com/hersheybears • @PennLive
York Daily Record • Phone (717) 771-2011 • Contact: Randy Parker (@Rparker717) • www.ydr.com • @YDR
Lebanon Daily News • Phone (717) 272-5611 • Contact: Pat Huggins (@phuggsports) • www.ldnews.com
Lancaster Intelligencer Journal • Phone (717) 291-8666 • Contact: Tom Murse • www.lancasteronline.com
Hummelstown Sun • Phone (717) 566-3251 • Contact: Drew Weidman • www.thesunontheweb.com
Associated Press • Phone (717) 238-9413 • www.ap.org • @AP

Television

WHTM-TV (ABC) • Phone (717) 236-2727 • Contact: Gregg Mace (@greggmace) • www.abc27.com
WGAL-TV (NBC) • Phone (717) 393-5851 • Contact: Pat Principe (@PatPrincipeWGAL) • www.wgal.com
WHP-TV (CBS) • Phone (717) 238-2100 • Contact: Joel D. Smith (@JoelDReports) • www.local21news.com
WPMT-TV (FOX) • Phone (717) 814-5600 • Contact: Todd Sadowski (@ToddFox43) • www.fox43.com

Radio

WQIC-FM 100.1 • Phone (717) 272-7651 • Contact: Steve Todd (@stevetoddwqic) • www.wlbrradio.com/wqic
WTKT-AM 1460 • Phone (717) 540-8800 • Contact: Art Selby (@ASelby0372) • foxsports1460.iheart.com
WOYK-AM 1350 • Phone (717) 801-4474 • Contact: Darrell Henry (@RevsPBP) • www.woyk1350.com
Capitals Radio • Phone (888) 462-2775 • Contact: John Walton (@WaltonCaps) • www.nhl.com/capitals/multimedia/caps-radio-247



Hershey Bears

Season Results


| Season | Aff | Head Coach | GP | W | L | T | OTL | SOL | PTS | GF | GA | Finish | Playoff Result (W-L Record) |
|----------------|------------|---|-----------|-----------|-----------|-----------|----------|-----------|------------|------------|------------|--------------------------|-------------------------------------|
| 1938-39 | | Herb Mitchell | 54 | 31 | 18 | 5 | -- | -- | 67 | 140 | 110 | 1st, Western | Lost Semifinals (2-3) |
| 1939-40 | | Herb Mitchell | 56 | 27 | 24 | 5 | -- | -- | 59 | 154 | 156 | 3rd, Western | Lost Semifinals (3-3) |
| 1940-41 | | Herb Mitchell | 56 | 24 | 23 | 9 | -- | -- | 57 | 193 | 189 | 2nd, Western | Lost Calder Cup Finals (6-4) |
| 1941-42 | | Ralph "Cooney" Weiland | 56 | 33 | 17 | 6 | -- | -- | 72 | 207 | 169 | 2nd, Western | Lost Calder Cup Finals (6-4) |
| 1942-43 | | Ralph "Cooney" Weiland | 56 | 35 | 13 | 8 | -- | -- | 78 | 240 | 166 | 1st | Lost Semifinals (2-4) |
| 1943-44 | | Ralph "Cooney" Weiland | 54 | 30 | 16 | 8 | -- | -- | 68 | 181 | 133 | 1st, Eastern | Lost Semifinals (3-4) |
| 1944-45 | | Ralph "Cooney" Weiland | 60 | 28 | 24 | 8 | -- | -- | 64 | 197 | 186 | 2nd, Eastern | Lost Calder Cup Finals (6-5) |
| 1945-46 | | Don Penniston | 62 | 26 | 26 | 10 | -- | -- | 62 | 213 | 221 | 2nd, Eastern | Lost Quarterfinals (1-2) |
| 1946-47 | | Don Penniston | 64 | 36 | 16 | 12 | -- | -- | 84 | 276 | 174 | 1st, Eastern | Won Calder Cup (8-3) |
| 1947-48 | | Don Penniston | 68 | 25 | 30 | 13 | -- | -- | 63 | 240 | 273 | 3rd, Eastern | Lost Quarterfinals (0-2) |
| 1948-49 | | Don Penniston | 68 | 28 | 35 | 5 | -- | -- | 61 | 256 | 261 | 2nd, Eastern | Lost Calder Cup Finals (7-4) |
| 1949-50 | | Don Penniston | 70 | 21 | 39 | 10 | -- | -- | 52 | 229 | 310 | 5th, Eastern | Did not qualify |
| 1950-51 | | Johnny Crawford | 70 | 38 | 28 | 4 | -- | -- | 80 | 256 | 242 | 2nd, Eastern | Lost Semifinals (3-3) |
| 1951-52 | | Johnny Crawford | 68 | 35 | 28 | 5 | -- | -- | 75 | 256 | 215 | 1st, Eastern | Lost Semifinals (1-4) |
| 1952-53 | | Murray Henderson | 64 | 31 | 32 | 1 | -- | -- | 63 | 208 | 217 | 4th | Lost Semifinals (0-3) |
| 1953-54 | | Murray Henderson | 70 | 37 | 29 | 4 | -- | -- | 78 | 274 | 243 | 2nd | Lost Calder Cup Finals (5-6) |
| 1954-55 | | Murray Henderson | 64 | 29 | 28 | 7 | -- | -- | 65 | 217 | 225 | 5th | Did not qualify |
| 1955-56 | | Murray Henderson | 64 | 19 | 39 | 6 | -- | -- | 44 | 218 | 271 | 5th | Did not qualify |
| 1956-57 | | Frank Mathers | 64 | 32 | 28 | 4 | -- | -- | 68 | 223 | 237 | 4th | Lost Semifinals (3-4) |
| 1957-58 | | Frank Mathers | 70 | 39 | 24 | 7 | -- | -- | 85 | 241 | 198 | 1st | Won Calder Cup (8-3) |
| 1958-59 | | Frank Mathers | 70 | 32 | 32 | 6 | -- | -- | 70 | 200 | 202 | 4th | Won Calder Cup (8-5) |
| 1959-60 | | Frank Mathers | 72 | 28 | 37 | 7 | -- | -- | 63 | 226 | 238 | 6th | Did not qualify |
| 1960-61 | | Frank Mathers | 72 | 36 | 32 | 4 | -- | -- | 76 | 218 | 210 | 2nd | Lost Calder Cup Finals (4-4) |
| 1961-62 | | Frank Mathers | 70 | 37 | 28 | 5 | -- | -- | 79 | 236 | 213 | 2nd, Eastern | Lost Semifinals (3-4) |
| 1962-63 | | Frank Mathers | 72 | 36 | 28 | 8 | -- | -- | 80 | 262 | 231 | 2nd, Eastern | Lost Calder Cup Finals (8-7) |
| 1963-64 | | Frank Mathers | 72 | 36 | 31 | 5 | -- | -- | 77 | 236 | 249 | 2nd, Eastern | Lost Semifinals (2-4) |
| 1964-65 | | Frank Mathers | 72 | 36 | 32 | 4 | -- | -- | 76 | 246 | 243 | 2nd, Eastern | Lost Calder Cup Finals (7-8) |
| 1965-66 | | Frank Mathers | 72 | 37 | 30 | 5 | -- | -- | 79 | 268 | 232 | 2nd, Eastern | Lost Quarterfinals (0-3) |
| 1966-67 | | Frank Mathers | 72 | 38 | 24 | 10 | -- | -- | 86 | 273 | 216 | 1st, Eastern | Lost Semifinals (1-4) |
| 1967-68 | | Frank Mathers | 72 | 34 | 30 | 8 | -- | -- | 76 | 276 | 248 | 1st, Eastern | Lost Semifinals (1-4) |
| 1968-69 | | Frank Mathers | 74 | 41 | 27 | 6 | -- | -- | 88 | 307 | 234 | 1st, Eastern | Won Calder Cup (8-3) |
| 1969-70 | | Frank Mathers | 72 | 28 | 28 | 16 | -- | -- | 72 | 247 | 249 | 2nd, Western | Lost Quarterfinals (3-4) |
| 1970-71 | | Frank Mathers | 72 | 31 | 31 | 10 | -- | -- | 72 | 238 | 212 | 3rd, Western | Lost Quarterfinals (1-3) |
| 1971-72 | PIT | Frank Mathers | 76 | 33 | 30 | 13 | -- | -- | 79 | 266 | 253 | 2nd, Western | Lost Quarterfinals (0-4) |
| 1972-73 | PIT | Frank Mathers | 76 | 42 | 23 | 11 | -- | -- | 95 | 326 | 231 | 2nd, Western | Lost Quarterfinals (3-4) |
| 1973-74 | PIT | Chuck Hamilton | 76 | 39 | 23 | 14 | -- | -- | 92 | 320 | 241 | 2nd, Southern | Won Calder Cup (12-2) |
| 1974-75 | PIT/BUF | Chuck Hamilton | 75 | 27 | 38 | 10 | -- | -- | 64 | 259 | 303 | 3rd, Southern | Lost Semifinals (5-7) |
| 1975-76 | PIT/BUF | Chuck Hamilton | 76 | 39 | 31 | 6 | -- | -- | 84 | 304 | 275 | 1st, Southern | Lost Calder Cup Finals (5-5) |
| 1976-77 | PIT/BUF | Chuck Hamilton | 80 | 36 | 38 | 6 | -- | -- | 78 | 282 | 293 | 4th | Lost Semifinals (2-4) |
| 1977-78 | BUF/WSH | Chuck Hamilton | 81 | 27 | 44 | 10 | -- | -- | 64 | 281 | 324 | 4th, Southern | Did not qualify |
| 1978-79 | BUF/WSH | Chuck Hamilton, Fred Stanfield | 79 | 35 | 36 | 8 | -- | -- | 78 | 311 | 324 | 2nd, Southern | Lost Quarterfinals (1-3) |
| 1979-80 | WSH | Gary Green, Doug Gibson | 80 | 35 | 39 | 6 | -- | -- | 76 | 289 | 273 | 2nd, Southern | Won Calder Cup (12-4) |
| 1980-81 | WSH | Bryan Murray | 80 | 47 | 24 | 9 | -- | -- | 103 | 357 | 299 | 1st, Southern | Lost Semifinals (6-4) |
| 1981-82 | WSH | Bryan Murray, Gary Inness | 80 | 36 | 38 | 6 | -- | -- | 78 | 316 | 347 | 4th, Southern | Lost Quarterfinals (2-3) |
| 1982-83 | WSH | Gary Inness | 80 | 40 | 35 | 5 | -- | -- | 85 | 313 | 308 | 2nd, Southern | Lost Quarterfinals (1-4) |
| 1983-84 | BOS/WSH | Gary Inness | 80 | 28 | 42 | 10 | -- | -- | 66 | 320 | 384 | 7th, Southern | Did not qualify |
| 1984-85 | PHI/BOS | Gary Inness, Frank Mathers, Bill Barber | 80 | 26 | 43 | 11 | -- | -- | 63 | 315 | 339 | 6th, Southern | Did not qualify |
| 1985-86 | PHI | John Paddock | 80 | 48 | 29 | 3 | -- | -- | 99 | 346 | 292 | 1st, Southern | Lost Calder Cup Finals (10-8) |
| 1986-87 | PHI | John Paddock | 80 | 43 | 36 | -- | -- | 1 | 87 | 329 | 309 | 4th, Southern | Lost Quarterfinals (1-4) |
| 1987-88 | PHI | John Paddock | 80 | 50 | 25 | 3 | 2 | -- | 105 | 343 | 256 | 1st, Southern | Won Calder Cup (12-0) |
| 1988-89 | PHI | John Paddock | 80 | 40 | 30 | 10 | -- | -- | 90 | 361 | 309 | 2nd, Southern | Lost Semifinals (7-5) |
| 1989-90 | PHI | Kevin McCarthy | 80 | 32 | 38 | 10 | -- | -- | 74 | 298 | 296 | 6th, Southern | Did not qualify |
| 1990-91 | PHI | Mike Eaves | 80 | 33 | 35 | 12 | -- | -- | 78 | 313 | 324 | 4th, Southern | Lost Quarterfinals (2-5) |
| 1991-92 | PHI | Mike Eaves | 80 | 36 | 33 | 11 | -- | -- | 83 | 313 | 337 | 3rd, Southern | Lost Division Semifinals (2-4) |
| 1992-93 | PHI | Mike Eaves | 80 | 27 | 41 | 12 | -- | -- | 66 | 316 | 339 | 5th, Southern | Did not qualify |
| 1993-94 | PHI | Jay Leach | 80 | 38 | 31 | 11 | -- | -- | 87 | 306 | 298 | 1st, Southern | Lost Division Finals (7-4) |
| 1994-95 | PHI | Jay Leach | 80 | 34 | 36 | 10 | -- | -- | 78 | 275 | 300 | 3rd, Southern | Lost Division Semifinals (2-4) |
| 1995-96 | PHI | Jay Leach, Bill Barber | 80 | 36 | 30 | 11 | 3 | -- | 86 | 301 | 287 | 2nd, Southern | Lost Division Semifinals (2-3) |
| 1996-97 | COL | Bob Hartley | 80 | 43 | 22 | 10 | 5 | -- | 101 | 273 | 220 | 2nd, Mid-Atlantic | Won Calder Cup (15-8) |
| 1997-98 | COL | Bob Hartley | 80 | 36 | 31 | 7 | 6 | -- | 85 | 238 | 235 | 2nd, Mid-Atlantic | Lost Conference Semifinals (3-4) |
| 1998-99 | COL | Mike Foligno | 80 | 37 | 32 | 10 | 1 | -- | 85 | 242 | 224 | 3rd, Mid-Atlantic | Lost Conference Quarterfinals (2-3) |
| 1999-2000 | COL | Mike Foligno | 80 | 43 | 29 | 5 | 3 | -- | 94 | 297 | 267 | 2nd, Mid-Atlantic | Lost Conference Finals (7-7) |
| 2000-01 | COL | Mike Foligno | 80 | 34 | 39 | 4 | 3 | -- | 75 | 216 | 234 | 5th, Mid-Atlantic | Lost Conference Finals (7-5) |
| 2001-02 | COL | Mike Foligno | 80 | 36 | 27 | 11 | 6 | -- | 89 | 200 | 193 | 2nd, South (6) | Lost Conference Semifinals (3-5) |
| 2002-03 | COL | Mike Foligno | 80 | 36 | 27 | 14 | 3 | -- | 89 | 217 | 209 | 2nd, South (5) | Lost Conference Quarterfinals (2-3) |
| 2003-04 | COL | Paul Fixter | 80 | 33 | 34 | 8 | 5 | -- | *78 | 203 | 218 | 6th, East | Did not qualify |
| 2004-05 | COL | Paul Fixter | 80 | 39 | 37 | -- | 2 | 2 | 82 | 207 | 226 | 5th, East | Did not qualify |
| 2005-06 | WSH | Bruce Boudreau | 80 | 44 | 21 | -- | 5 | 10 | 103 | 262 | 234 | 2nd, East | Won Calder Cup (16-5) |
| 2006-07 | WSH | Bruce Boudreau | 80 | 51 | 17 | -- | 6 | 6 | 114 | 305 | 219 | 1st, East | Lost Calder Cup Finals (13-6) |
| 2007-08 | WSH | Bruce Boudreau, Bob Woods | 80 | 42 | 30 | -- | 2 | 6 | 92 | 253 | 247 | 4th, East | Lost Division Semifinals (1-4) |
| 2008-09 | WSH | Bob Woods | 80 | 49 | 23 | -- | 2 | 6 | 106 | 296 | 240 | 1st, East | Won Calder Cup (16-6) |
| 2009-10 | WSH | Mark French | 80 | 60 | 17 | -- | 0 | 3 | 123 | 342 | 198 | 1st, East | Won Calder Cup (16-5) |
| 2010-11 | WSH | Mark French | 80 | 46 | 26 | -- | 3 | 5 | 100 | 255 | 214 | 2nd, East | Lost Division Semifinals (2-4) |
| 2011-12 | WSH | Mark French | 76 | 38 | 26 | -- | 4 | 8 | 88 | 244 | 225 | 3rd, East (5) | Lost Conference Quarterfinals (2-3) |
| 2012-13 | WSH | Mark French/Adam Oates, Mark French | 76 | 36 | 31 | -- | 3 | 6 | 81 | 204 | 196 | 4th, East (8) | Lost Conference Quarterfinals (2-3) |
| 2013-14 | WSH | Mike Haviland | 76 | 39 | 27 | -- | 5 | 5 | 88 | 221 | 213 | 4th, East (9) | Did not qualify |
| 2014-15 | WSH | Troy Mann | 76 | 46 | 22 | -- | 5 | 3 | 100 | 218 | 181 | 1st, East (2) | Lost Conference Semifinals (5-5) |
| 2015-16 | WSH | Troy Mann | 76 | 43 | 21 | -- | 5 | 7 | 98 | 259 | 220 | 1st, Atlantic | Lost Calder Cup Finals (11-10) |
| 2016-17 | WSH | Troy Mann | 76 | 43 | 22 | -- | 8 | 3 | 97 | 252 | 211 | 3rd, Atlantic | Lost Division Finals (6-6) |
| 2017-18 | WSH | Troy Mann | 76 | 30 | 37 | -- | 4 | 5 | 69 | 201 | 249 | 8th, Atlantic | Did not qualify |
| 2018-19 | WSH | Spencer Carbery | 76 | 43 | 25 | -- | 4 | 4 | 94 | 211 | 215 | 3rd, Atlantic | Lost Division Finals (3-6) |
| TOTALS | | | 5,979 | 2,908 | 2,378 | 518 | 95 | 80 | 6,508 | 21,028 | 19,802 | | |

NOTE: NHL affiliations listed beginning with 1971-72 season... *Forfeited point for OTL on Apr. 11, 2004 vs. Philadelphia
 1978-79 - Hamilton (19-25-6), Stanfield (16-11-2)... 1979-80 - Green (6-7-1), Gibson (29-32-5)... 1981-82 - Murray (6-7-0), Inness (30-31-6)... 1984-85 - Inness (6-16-5), Mathers (14-18-5), Barber (6-9-1)...
 1995-96 - Leach (14-13-4-2), Barber (22-17-7-1)... 2007-08 - Boudreau (8-7-0-0), Woods (34-23-2-6)... 2012-13 - French (36-31-3-6), Oates (6-9-1-0 as co-coach).



2019-20 Schedule (All Times Local)

| Day | Date | Time | Opponent | Day | Date | Time | Opponent |
|-----|----------|---------|-----------------|-----|---------|---------|-----------------|
| Sat | 10/5/19 | 7:00 PM | W-B/Scranton | Sat | 1/11/20 | 7:00 PM | Cleveland |
| Sun | 10/6/19 | 5:00 PM | Providence | Tue | 1/14/20 | 7:00 PM | @ Charlotte |
| Sat | 10/12/19 | 7:05 PM | @ Lehigh Valley | Wed | 1/15/20 | 7:00 PM | @ Charlotte |
| Sun | 10/13/19 | 5:00 PM | W-B/Scranton | Sat | 1/18/20 | 7:00 PM | Hartford |
| Wed | 10/16/19 | 7:00 PM | @ Toronto | Sun | 1/19/20 | 5:00 PM | Rochester |
| Fri | 10/18/19 | 7:00 PM | @ Belleville | Wed | 1/22/20 | 7:05 PM | @ Springfield |
| Sat | 10/19/19 | 7:00 PM | @ Laval | Fri | 1/24/20 | 7:05 PM | @ Springfield |
| Wed | 10/23/19 | 7:05 PM | @ Rochester | Sat | 1/25/20 | 7:05 PM | @ Providence |
| Sat | 10/26/19 | 7:00 PM | Utica | Fri | 1/31/20 | 7:00 PM | @ Bridgeport |
| Fri | 11/1/19 | 7:05 PM | @ Springfield | Sat | 2/1/20 | 7:00 PM | Lehigh Valley |
| Sat | 11/3/19 | 7:00 PM | Providence | Fri | 2/7/20 | 7:05 PM | @ W-B/Scranton |
| Sun | 11/3/19 | 5:00 PM | Syracuse | Sat | 2/8/20 | 7:00 PM | Springfield |
| Fri | 11/8/19 | 7:15 PM | @ Hartford | Sun | 2/9/20 | 3:05 PM | @ Lehigh Valley |
| Sat | 11/9/19 | 7:05 PM | @ Lehigh Valley | Fri | 2/14/20 | 7:05 PM | @ Binghamton |
| Sun | 11/10/19 | 5:00 PM | Lehigh Valley | Sat | 2/15/20 | 7:00 PM | Binghamton |
| Wed | 11/13/19 | 7:05 PM | @ W-B/Scranton | Sun | 2/16/20 | 5:00 PM | Lehigh Valley |
| Fri | 11/15/19 | 7:00 PM | Charlotte | Fri | 2/21/20 | 7:05 PM | @ W-B/Scranton |
| Sat | 11/16/19 | 7:00 PM | Charlotte | Sat | 2/22/20 | 7:00 PM | @ Bridgeport |
| Sat | 11/23/19 | 7:00 PM | @ Bridgeport | Tue | 2/25/20 | 7:00 PM | Charlotte |
| Sun | 11/24/19 | 3:05 PM | @ Providence | Sun | 2/29/20 | 7:00 PM | W-B/Scranton |
| Wed | 11/27/19 | 7:00 PM | Providence | Sun | 3/1/20 | 5:00 PM | Charlotte |
| Sat | 11/30/19 | 7:00 PM | Belleville | Fri | 3/6/20 | 7:15 PM | @ Hartford |
| Sun | 12/1/19 | 5:00 PM | Hartford | Sat | 3/7/20 | 7:00 PM | @ Hartford |
| Fri | 12/6/19 | 7:05 PM | @ Lehigh Valley | Sun | 3/8/20 | 3:05 PM | @ Providence |
| Sat | 12/7/19 | 7:00 PM | Lehigh Valley | Fri | 3/13/20 | 7:00 PM | Toronto |
| Sun | 12/8/19 | 5:00 PM | W-B/Scranton | Sat | 3/14/20 | 7:00 PM | W-B/Scranton |
| Sat | 12/14/19 | 7:00 PM | Bridgeport | Wed | 3/18/20 | 7:00 PM | Laval |
| Sun | 12/15/19 | 5:00 PM | Lehigh Valley | Fri | 3/20/20 | 7:05 PM | @ Lehigh Valley |
| Sat | 12/21/19 | 7:00 PM | Springfield | Sat | 3/21/20 | 7:05 PM | @ W-B/Scranton |
| Sun | 12/22/19 | 1:00 PM | Springfield | Wed | 3/25/20 | 7:00 PM | Lehigh Valley |
| Fri | 12/27/19 | 7:00 PM | @ Utica | Fri | 3/27/20 | 7:00 PM | @ Syracuse |
| Sat | 12/28/19 | 7:00 PM | W-B/Scranton | Sat | 3/28/20 | 7:00 PM | Binghamton |
| Sun | 12/29/19 | 3:05 PM | @ Lehigh Valley | Tue | 3/31/20 | 7:00 PM | @ Cleveland |
| Fri | 1/3/20 | 7:05 PM | @ W-B/Scranton | Thu | 4/2/20 | 7:00 PM | @ Cleveland |
| Sat | 1/4/20 | 7:00 PM | Bridgeport | Sat | 4/4/20 | 6:00 PM | @ Charlotte |
| Sun | 1/5/20 | 3:00 PM | Bridgeport | Sun | 4/5/20 | 1:00 PM | @ Charlotte |
| Wed | 1/8/20 | 7:00 PM | Hartford | Fri | 4/10/20 | 7:05 PM | @ Binghamton |
| Fri | 1/10/20 | 7:05 PM | @ W-B/Scranton | Sat | 4/11/20 | 7:00 PM | Cleveland |



Liam O'Brien

In his fifth season with the Bears, Liam O'Brien enjoyed another strong campaign in 2018-19, tallying 15 goals and 28 points while adding 118 penalty minutes. O'Brien also served as an alternate captain for Hershey.



Ilya Samsonov

Rookie Ilya Samsonov was one of the AHL's top goaltenders over the second half of the 2018-19 season, going 15-3-2 with a 1.78 goals-against average, a .930 save percentage and three shutouts in his last 20 outings. Samsonov helped the Bears to a first-round playoff win, posting a .945 save percentage in his three starts vs. Bridgeport.

...In The System

- Alexander Alexeyev (D), 6-4, 201 lbs., shoots left. Born 11/15/99, St. Petersburg, Russia
Last year's team: Red Deer (WHL) 49gp, 10+33=43pts.
- Martin Fehervary (D), 6-2, 194 lbs., shoots left. Born 10/6/99, Bratislava, Slovakia
Last year's team: HV71 (Swe.) 45gp, 1+6=7pts.
- Brett Leason (RW), 6-4, 201 lbs., shoots right. Born 4/30/99, Calgary, Alta.
Last year's team: Prince Albert (WHL) 55gp, 36+53=89pts.
- Garrett Pilon (C), 5-11, 187 lbs., shoots right. Born 4/13/98, Mineola, N.Y.
Last year's team: Hershey (AHL) 71gp, 10+23=33pts.
- Ilya Samsonov (G), 6-3, 200 lbs., catches left. Born 2/22/97, Magnitogorsk, Russia
Last year's team: Hershey (AHL) 37gp, 20-16-1, 2.70gaa, .898sv%



DID YOU KNOW?

The Bears were 30th in the league standings on the morning of Jan. 12 before going 28-5-4-2 over their final 39 games, including a franchise-record 17-game points streak.



All-Time Regular Season Team Records

| | | |
|---|---------------|---|
| Division championships (regular season)..... | 19..... | 1938-39, 42-43, 43-44, 46-47, 51-52, 57-58, 66-67, 67-68, 68-69, 75-76, 80-81, 85-86, 87-88, 93-94, 2006-07, 08-09, 09-10, 14-15, 15-16 |
| Overall regular season point championships..... | 7..... | 1942-43, 57-58, 80-81, 85-86, 87-88, 2006-07, 09-10 |
| Most points in a season..... | 123..... | 2009-10 (80 games) |
| Fewest points in one season..... | 44..... | 1955-56 (64 games) |
| Most wins in one season..... | 60..... | 2009-10 (80 gms; AHL record) |
| Fewest wins in one season..... | 19..... | 1955-56 (64 games) |
| Most losses in one season (L+OTL)..... | 44..... | 1977-78 (81 games) |
| Fewest losses in one season (L+OTL)..... | 13..... | 1942-43 (56 games) |
| Most ties in one season..... | 16..... | 1969-70 (72 games) |
| Fewest ties in one season..... | 1..... | 1952-53 (64 games) |
| Most shootout losses in one season..... | 10..... | 2005-06 (80 games) |
| Fewest shootout losses in one season..... | 1..... | 1986-87 (80 games) |
| Most goals scored in one season..... | 361..... | 1988-89 (80 games) |
| Fewest goals scored in one season..... | 140..... | 1938-39 (54 games) |
| Most goals allowed in one season..... | 384..... | 1983-84 (80 games) |
| Fewest goals allowed in one season..... | 110..... | 1938-39 (54 games) |
| Most penalty minutes in one season..... | 2,872..... | 1986-87 (80 games) |
| Fewest penalty minutes in one season..... | 544..... | 1949-50 (70 games) |
| Longest winning streak overall..... | 12 games..... | 12/12/09-1/9/10 |
| Longest winning streak at home..... | 24 games..... | 11/29/09-3/19/10 (AHL record) |
| Longest winning streak on road..... | 8 games..... | 10/28/64-12/6/64 2/22/02-3/31/02 10/7/06-11/11/06 |
| Longest undefeated streak overall..... | 15 games..... | 11/11/42-12/13/42 (11-0-4) |
| Longest undefeated streak at home..... | 24 games..... | 11/29/09-3/19/10 (24-0-0-0; ties AHL record) |
| Longest undefeated streak on road..... | 8 games..... | 12/12/98-1/22/99 (5-0-3) 12/11/99-1/9/00 (7-0-1) 2/22/02-3/31/02 (8-0-0) 10/7/06-11/11/06 (8-0-0) |
| Longest points streak overall..... | 17 games..... | 1/12/19-2/23/19 (16-0-0-1) |
| Longest points streak at home..... | 25 games..... | 11/28/09-3/19/10 (24-0-0-1) |
| Longest points streak on road..... | 10 games..... | 10/29/05-12/9/05 (6-0-2-2) |
| Longest losing streak (L+OTL) overall..... | 12 games..... | 12/28/01-1/18/02 |
| Longest losing streak (L+OTL) at home..... | 8 games..... | 1/23/93-2/20/93 |
| Longest losing streak (L+OTL) on road..... | 13 games..... | 11/24/00-1/26/01 |
| Longest winless streak overall..... | 16 games..... | 12/28/01-1/25/02 (0-14-2) |
| Longest winless streak at home..... | 13 games..... | 12/30/92-2/20/93 (0-10-3) |
| Longest winless streak on road..... | 18 games..... | 1/9/70-3/15/70 (0-9-9) |

All-Time Regular Season Individual Player Records

Players

| | | |
|--|----------|---|
| Most points in one season..... | 124..... | Tim Tookey, 1986-87 |
| Most goals in one season..... | 60..... | Alexandre Giroux, 2008-09 |
| Most assists in one season..... | 89..... | George "Red" Sullivan, 1953-54 |
| Most penalty minutes in one season..... | 432..... | Steve Martinson, 1985-86 |
| Most power-play goals in one season..... | 27..... | Mitch Lamoureux, 1993-94 (ties AHL record) |
| Most shorthanded goals in one season..... | 6..... | Don Seiling, 1973-74 |
| Most game-winning goals in one season..... | 13..... | Dunc Fisher, 1953-54 |
| Most points in one game..... | 8..... | Mark Lofthouse, 2/7/81 vs. ROC (4-4) |
| Most goals in one game..... | 5..... | Andre Deschamps, 3/12/76 vs. BAL |
| Most assists in one game..... | 7..... | Mitch Lamoureux, 11/21/87 vs. BAL |

Goaltenders

| | | |
|--|-----------|---|
| Most appearances in one season..... | 70..... | Gord Henry, 1950-51 |
| Most wins in one season..... | 38..... | Gord Henry, 1950-51 |
| Most losses in one season..... | 35..... | Gord Henry, 1949-50 |
| Most ties/OT/shootout losses in one season..... | 13..... | Gord Henry, 1947-48 |
| Most shutouts in one season..... | 7..... | Alfie Moore, 1938-39 Nick Damore, 1944-45 |
| Lowest GAA in one season (min. 25 gms.)..... | 1.98..... | Alfie Moore, 1938-39 |
| Highest save percentage in one season (min. 25 gms.)..... | .932..... | Tom Lawson, 2003-04 (.9322) Braden Holtby, 2012-13 (.9319) |

All-Time Regular Season Points Leaders

| Name | GP | G | A | PTS | Seasons |
|-------------------|-----|-----|-----|-----|---------------------|
| 1 Mike Nykoluk | 972 | 172 | 636 | 808 | 1958-72 |
| 2 Tim Tookey | 529 | 251 | 442 | 693 | 81-82, 85-87, 89-94 |
| 3 Arnie Kullman | 753 | 253 | 366 | 619 | 1948-60 |
| 4 Gil Gilbert | 551 | 206 | 389 | 595 | 1965-72 |
| 5 Chris Bourque | 604 | 196 | 390 | 586 | 05-10, 11-12, 15-18 |
| 6 Willie Marshall | 439 | 226 | 344 | 570 | 56-58, 59-63 |
| 7 Dunc Fisher | 511 | 260 | 301 | 561 | 1952-60 |
| 8 Roger DeJordy | 531 | 222 | 226 | 448 | 1962-70 |
| Mitch Lamoureux | 413 | 194 | 254 | 448 | 86-89, 93-95, 97-99 |
| 10 Frank Mario | 453 | 143 | 281 | 424 | 41-42, 45-52 |

All-Time Regular Season Goaltending Leaders (Wins)

| Name | GP | W | L | T/SOL | GAA | SV% | SO | Seasons |
|----------------------|-----|-----|-----|-------|------|------|----|--------------|
| 1 Gordon "Red" Henry | 510 | 226 | 231 | 52 | 3.59 | n/a | 18 | 1944-55 |
| 2 Nick Damore | 365 | 190 | 130 | 44 | 2.96 | n/a | 29 | 1939-46 |
| 3 Andre Gill | 309 | 139 | 112 | 46 | 3.08 | n/a | 12 | 1962-72 |
| 4 Bobby Perreault | 279 | 135 | 113 | 22 | 2.86 | n/a | 21 | 1957-62 |
| 5 Frederic Cassivi | 246 | 113 | 92 | 25 | 2.75 | .909 | 9 | 99-02, 05-08 |



Mike Sgarbossa

Center Mike Sgarbossa proved to be a key veteran addition for the Bears in 2018-19. The seventh-year pro set career highs with 30 goals, 35 assists and 65 points in 75 games to lead the team in scoring, and signed a two-year extension with the Washington Capitals in June.

DID YOU KNOW?

The Bears' annual Teddy Bear Toss set a world record on Dec. 2, 2018, as the team collected 34,798 stuffed animals during their game against Binghamton.

History of Team Captains

| | | | |
|---------|--|-----------|--|
| 1938-39 | Sammy McManus | 1985-87 | Don Nachbaur |
| 1939-43 | Wally Kilrea | 1987-93 | Dave Fenyves |
| 1943-44 | Hank Lauzon, Pat Patterson (co-captains) | 1994-95 | Stewart Malgunas |
| 1944-45 | Peggy O'Neill | 1995-96 | Shawn McCosh |
| 1946-47 | Harvey Bennett | 1996-97 | Mike Hartman |
| 1947-48 | Gordie Bruce | 1996-98 | Mike McHugh |
| 1948-49 | Herb Cain | 1998-2001 | Brad Larsen |
| 1950-52 | Frank Mario | 2001-02 | Kelly Fairchild |
| 1957-59 | Obie O'Brien | 2002-03 | Brent Thompson |
| 1960-61 | Myron Stankiewicz | 2003-04 | D.J. Smith |
| 1962-63 | Barry Ashbee, Marc Reaume (co-captains) | 2004-05 | Brett Clark |
| 1967-71 | Mike Nykoluk | 2005-06 | Boyd Kane |
| 1972-74 | Ralph Keller | 2006-07 | Lawrence Nycholat; Dean Arsene, Alexandre Giroux (co-captains) |
| 1974-75 | Billy Inglis | 2007-08 | Quintin Laing, Dean Arsene |
| 1975-76 | Steve Cardwell | 2008-10 | Bryan Helmer |
| 1977-78 | Steve Andrascik | 2010-11 | Andrew Joudrey |
| 1979-80 | Bob Bilodeau | 2011-13 | Boyd Kane |
| 1981-83 | Tony Cassolato | 2013-14 | Dane Byers |
| 1983-84 | Jay Johnston | 2014-15 | Dane Byers, Steve Oleksy |
| 1984-85 | Steve Smith | 2015-18 | Garrett Mitchell |
| | | 2018-19 | none |

Retired Numbers

| | |
|-----|----------------------------------|
| #3 | Frank Mathers, Ralph Keller |
| #8 | Mike Nykoluk |
| #9 | Arnie Kullman, Tim Tookey |
| #16 | Willie Marshall, Mitch Lamoureux |



Garrett Pilon

Garrett Pilon posted a strong second half in 2018-19 to finish his first pro campaign with 33 points, the most among rookies on a young Bears squad. A third-round draft pick by Washington in 2016, Pilon is the son of former AHL and NHL defenseman Rich Pilon.



Giant Center

The 10,500-seat Giant Center, which has hosted five Calder Cup Finals and the 2011 AHL All-Star Classic in its brief history, has been home to the Hershey Bears since 2002. The arena also hosts an impressive lineup of star-studded performances including concerts, professional ice shows and family events.



TM



Hershey Bears

Playoff Facts

| | |
|--|---|
| Number participated in: | 68 |
| Number of individual series won: | 72 |
| Number of individual series lost: | 57 |
| Total number of playoff games played: | 629 |
| Games won: | 336 |
| Games lost: | 293 |
| *Number of overtime games: | 125 |
| *Overtime games won: | 67 |
| Overtime games lost: | 58 |
| Number of games opponents shut out: | 43 |
| Number of games shut out by opponents: | 34 |
| Calder Cup Championships: | 11 (1947, '58, '59, '69, '74, '80, '88, '97, 2006, '09, '10) |
| Losing Finalist: | 12 (1941, '42, '45, '49, '54, '61, '63, '65, '76, '86, 2007, '16) |

*Includes 1990-91 Qualifying Series; Hershey won the series in super overtime.

All-Time Playoff Points Leaders

| Player | GP | G | A | PTS | Seasons |
|---------------------|-----|----|----|-----|---------------------|
| 1 Chris Bourque | 106 | 26 | 60 | 86 | 05-10, 11-12, 15-17 |
| 2 Mike Nykoluk | 103 | 13 | 60 | 73 | 1958-72 |
| 3 Alexandre Giroux | 67 | 36 | 34 | 70 | 2006-10 |
| 4 Willie Marshall | 56 | 24 | 36 | 60 | 56-58, 59-63 |
| 5 Keith Aucoin | 48 | 9 | 47 | 56 | 2008-11 |
| 6 Tomas Fleischmann | 39 | 16 | 37 | 53 | 2005-07 |
| 7 Tim Tookey | 45 | 24 | 28 | 52 | 81-82, 85-87, 89-94 |
| 8 Brian Dobbin | 53 | 24 | 23 | 47 | 1985-91 |
| 9 Tony Cassolato | 36 | 16 | 30 | 46 | 1979-83 |
| Gordon Bruce | 41 | 20 | 26 | 46 | 39-41, 46-50 |

All-Time Playoff Individual Player Records

Players

| | | |
|----------------------------------|-----|---|
| Most points in one playoff | 32 | Tomas Fleischmann, 2006 |
| Most points in one playoff game | 5 | Bill Armstrong, 4/3/91 vs. ADK (1-4) Tomas Fleischmann, 5/11/07 vs. WBS (1-4) Chris Bourque, 4/29/10 at ALB (2-3) |
| Most goals in one playoff | 15 | Alexandre Giroux, 2009 |
| Most goals in one playoff game | 4 | Doug Gibson, 4/23/80 vs. NH |
| Most assists in one playoff | 23 | Keith Aucoin, 2010 |
| Most assists in one playoff game | 5 | Frank Mario, 1947 |
| Most playoff games played | 106 | Chris Bourque |

Goaltenders

| | | |
|--|------|---|
| Most appearances all-time | 56 | Frederic Cassivi |
| Most wins in one playoff | 16 | Frederic Cassivi, 2006 Michal Neuvirth, 2009 (ties AHL record) |
| Most losses in one playoff | 9 | Justin Peters, 2016 |
| Most shutouts in one playoff | 5 | Gord "Red" Henry, 1947 |
| Lowest GAA in one playoff (min. 5 games) | 1.49 | Frederic Cassivi, 2001 |



All-Time Playoff Results

| Year | Round | Opponent | Result | GF | GA | Year | Round | Opponent | Result | GF | GA | Year | Round | Opponent | Result | GF | GA |
|------|-------|---------------|--------|----|----|------|-------|----------------|---------|----|----|------|-------|--------------|--------|----|----|
| 2019 | DF | Charlotte | L, 0-4 | 7 | 19 | 1996 | CQF | Baltimore | L, 2-3 | 18 | 19 | 1964 | SF | Cleveland | L, 0-3 | 4 | 16 |
| | DSF | Bridgeport | W, 3-2 | 11 | 9 | 1995 | DSF | Cornwall | L, 2-4 | 19 | 18 | | QF | Providence | W, 2-1 | 12 | 14 |
| 2018 | DNQ | | | | | 1994 | DF | Cornwall | L, 3-4 | 20 | 22 | 1963 | F | Buffalo | L, 3-4 | 13 | 18 |
| 2017 | DF | Providence | L, 3-4 | 14 | 18 | | DSF | Rochester | W, 4-0 | 18 | 11 | | SF | Cleveland | W, 3-2 | 16 | 18 |
| | DSF | Lehigh Valley | W, 3-2 | 11 | 12 | 1993 | DNQ | | | | | | QF | Baltimore | W, 2-1 | 12 | 7 |
| 2016 | F | Lake Erie | L, 0-4 | 6 | 13 | 1992 | DSF | Rochester | L, 2-4 | 16 | 20 | 1962 | SF | Buffalo | L, 1-3 | 5 | 10 |
| | CF | Toronto | W, 4-1 | 17 | 12 | 1991 | QF | Rochester | L, 1-4 | 12 | 23 | | QF | Providence | W, 2-1 | 11 | 7 |
| | DF | W-B/Scranton | W, 4-3 | 18 | 19 | | Q | Adirondack | W, 1-1* | 14 | 4 | 1961 | F | Springfield | L, 0-4 | 8 | 17 |
| | DSF | Portland | W, 3-2 | 12 | 10 | 1990 | DNQ | | | | | | SF | Buffalo | W, 4-0 | 18 | 7 |
| 2015 | CSF | Hartford | L, 2-4 | 17 | 21 | 1989 | SF | Adirondack | L, 3-4 | 18 | 21 | 1960 | DNQ | | | | |
| | CQF | Worcester | W, 3-1 | 18 | 10 | | QF | Utica | W, 4-1 | 24 | 8 | 1959 | F | Buffalo | W, 4-2 | 19 | 19 |
| 2014 | DNQ | | | | | 1988 | F | Fredericton | W, 4-0 | 18 | 5 | | SF | Cleveland | W, 4-3 | 18 | 17 |
| 2013 | CQF | Providence | L, 2-3 | 17 | 19 | | SF | Adirondack | W, 4-0 | 23 | 12 | 1958 | F | Springfield | W, 4-2 | 18 | 20 |
| 2012 | CQF | W-B/Scranton | L, 2-3 | 12 | 16 | | QF | Binghamton | W, 4-0 | 19 | 11 | | SF | Providence | W, 4-1 | 18 | 12 |
| 2011 | DSF | Charlotte | L, 2-4 | 17 | 19 | 1987 | QF | Rochester | L, 1-4 | 17 | 24 | 1957 | SF | Cleveland | L, 3-4 | 17 | 18 |
| 2010 | F | Texas | W, 4-2 | 20 | 12 | 1986 | F | Adirondack | L, 2-4 | 19 | 26 | 1956 | DNQ | | | | |
| | CF | Manchester | W, 4-2 | 15 | 12 | | SF | St. Catharines | W, 4-3 | 22 | 22 | 1955 | DNQ | | | | |
| | DF | Albany | W, 4-0 | 21 | 15 | | QF | New Haven | W, 4-1 | 23 | 15 | 1954 | F | Cleveland | L, 2-4 | 19 | 18 |
| | DSF | Bridgeport | W, 4-1 | 19 | 12 | 1985 | DNQ | | | | | | SF | Pittsburgh | W, 3-2 | 13 | 12 |
| 2009 | F | Manitoba | W, 4-2 | 17 | 12 | 1984 | DNQ | | | | | 1953 | SF | Pittsburgh | L, 0-3 | 7 | 13 |
| | CF | Providence | W, 4-1 | 18 | 12 | 1983 | QF | New Haven | L, 1-4 | 13 | 18 | 1952 | SF | Pittsburgh | L, 1-4 | 9 | 14 |
| | DF | W-B/Scranton | W, 4-3 | 20 | 17 | 1982 | QF | Binghamton | L, 1-4 | 23 | 26 | 1951 | SF | Pittsburgh | L, 0-3 | 4 | 10 |
| | DSF | Philadelphia | W, 4-0 | 14 | 6 | 1981 | SF | Adirondack | L, 2-4 | 24 | 29 | | QF | Indianapolis | W, 3-0 | 11 | 7 |
| 2008 | DSF | W-B/Scranton | L, 1-4 | 10 | 22 | | QF | New Haven | W, 4-0 | 23 | 6 | 1950 | DNQ | | | | |
| 2007 | F | Hamilton | L, 1-4 | 9 | 19 | 1980 | F | New Brunswick | W, 4-2 | 25 | 23 | 1949 | F | Providence | L, 3-4 | 23 | 20 |
| | CF | Manchester | W, 4-0 | 18 | 5 | | SF | New Haven | W, 4-2 | 25 | 26 | | SF | Cleveland | W, 2-0 | 8 | 3 |
| | DF | W-B/Scranton | W, 4-1 | 19 | 15 | | QF | Syracuse | W, 4-0 | 23 | 10 | | QF | Indianapolis | W, 2-0 | 9 | 3 |
| | DSF | Albany | W, 4-1 | 18 | 13 | 1979 | QF | Binghamton | L, 1-3 | 8 | 17 | 1948 | QF | Buffalo | L, 0-2 | 5 | 8 |
| 2006 | F | Milwaukee | W, 4-2 | 25 | 14 | 1978 | DNQ | | | | | 1947 | F | Pittsburgh | W, 4-3 | 20 | 13 |
| | CF | Portland | W, 4-3 | 26 | 19 | 1977 | SF | Nova Scotia | L, 2-4 | 16 | 21 | | SF | Cleveland | W, 4-0 | 24 | 3 |
| | DF | W-B/Scranton | W, 4-0 | 15 | 5 | 1976 | F | Nova Scotia | L, 1-4 | 16 | 24 | 1946 | QF | Pittsburgh | L, 1-2 | 6 | 10 |
| | DSF | Norfolk | W, 4-0 | 18 | 9 | 1975 | SF | Richmond | W, 4-1 | 18 | 14 | 1945 | F | Cleveland | L, 2-4 | 18 | 17 |
| 2005 | DNQ | | | | | 1974 | SF | New Haven | L, 1-4 | 13 | 27 | | SF | Indianapolis | W, 4-1 | 18 | 10 |
| 2004 | DNQ | | | | | | QF | Richmond | W, 4-3 | 29 | 23 | 1944 | SF | Cleveland | W, 4-3 | 18 | 17 |
| 2003 | CQF | Chicago | L, 2-3 | 12 | 16 | 1973 | F | Providence | W, 4-1 | 19 | 16 | 1943 | SF | Buffalo | L, 2-4 | 11 | 23 |
| 2002 | CSF | Houston | L, 0-4 | 5 | 17 | | SF | Baltimore | W, 4-0 | 15 | 7 | 1942 | F | Indianapolis | L, 2-3 | 16 | 21 |
| | CQF | Norfolk | W, 3-1 | 9 | 8 | 1972 | QF | Cincinnati | W, 4-1 | 17 | 15 | | SF | Cleveland | W, 2-1 | 9 | 5 |
| 2001 | CF | W-B/Scranton | L, 0-4 | 7 | 12 | 1971 | QF | Virginia | L, 3-4 | 24 | 30 | | QF | New Haven | W, 2-0 | 4 | 1 |
| | CSF | Norfolk | W, 4-1 | 12 | 7 | 1970 | QF | Cincinnati | L, 0-4 | 9 | 20 | 1941 | F | Cleveland | L, 2-3 | 14 | 13 |
| | CQF | Kentucky | W, 3-0 | 8 | 5 | 1970 | QF | Cleveland | L, 1-3 | 7 | 16 | | SF | Pittsburgh | W, 2-1 | 6 | 6 |
| 2000 | CF | Rochester | L, 0-4 | 8 | 19 | 1970 | QF | Springfield | L, 3-4 | 21 | 20 | | QF | New Haven | W, 2-0 | 3 | 1 |
| | CSF | Kentucky | W, 4-1 | 16 | 14 | 1969 | F | Quebec | W, 4-1 | 18 | 12 | 1940 | SF | Pittsburgh | L, 1-2 | 5 | 6 |
| | CQF | Philadelphia | W, 3-2 | 15 | 13 | | SF | Buffalo | W, 4-2 | 21 | 20 | | QF | New Haven | W, 2-1 | 10 | 9 |
| 1999 | CQF | Kentucky | L, 2-3 | 10 | 13 | 1968 | SF | Rochester | L, 1-4 | 13 | 16 | 1939 | SF | Philadelphia | L, 2-3 | 11 | 16 |
| 1998 | CSF | Philadelphia | L, 0-4 | 7 | 15 | 1967 | SF | Pittsburgh | L, 1-4 | 9 | 15 | | | | | | |
| | CQF | Kentucky | W, 3-0 | 14 | 5 | 1966 | QF | Springfield | L, 0-3 | 7 | 12 | | | | | | |
| 1997 | F | Hamilton | W, 4-1 | 19 | 12 | 1965 | F | Rochester | L, 1-4 | 13 | 21 | | | | | | |
| | CF | Springfield | W, 4-3 | 23 | 21 | | SF | Buffalo | W, 3-2 | 9 | 8 | | | | | | |
| | CSF | Philadelphia | W, 4-3 | 21 | 22 | | QF | Baltimore | W, 3-2 | 14 | 10 | | | | | | |
| | CQF | Kentucky | W, 3-1 | 14 | 9 | | | | | | | | | | | | |

*Super Overtime



Season Results

| Season | Aff | Head Coach | GP | W | L | T | OTL | SOL | PTS | GF | GA | Finish | Playoff Result (W-L Record) |
|---------------|-----|-----------------------------------|------------|------------|------------|-----------|-----------|-----------|------------|--------------|--------------|-------------------|-----------------------------|
| 2013-14 | MIN | Kurt Kleinendorst | 76 | 27 | 36 | -- | 7 | 6 | 67 | 169 | 235 | 5th, Midwest (15) | Did not qualify |
| 2014-15 | MIN | Kurt Kleinendorst, John Torchetti | 76 | 23 | 49 | -- | 2 | 2 | 50 | 172 | 245 | 5th, West (15) | Did not qualify |
| 2015-16 | MIN | John Torchetti, David Cunniff | 76 | 24 | 41 | -- | 5 | 6 | 59 | 169 | 225 | 8th, Central | Did not qualify |
| 2016-17 | MIN | Derek Lalonde | 76 | 36 | 31 | -- | 7 | 2 | 81 | 182 | 196 | 6th, Central | Did not qualify |
| 2017-18 | MIN | Derek Lalonde | 76 | 33 | 27 | -- | 10 | 6 | 82 | 232 | 246 | 5th, Central | Did not qualify |
| 2018-19 | MIN | Tim Army | 76 | 37 | 26 | -- | 8 | 5 | 87 | 242 | 230 | 3rd, Central | Lost Division Finals (5-6) |
| TOTALS | | | 456 | 180 | 210 | -- | 39 | 27 | 426 | 1,166 | 1,377 | | |

NOTE: 2014-15 -- Kleinendorst (2-10-0-0), Torchetti (21-39-2-2)... 2015-16 -- Torchetti (15-29-3-3), Cunniff (9-12-2-3).

...In The System

- Louis Belpedio (D), 5-11, 193 lbs., shoots right. Born 5/14/96, Chicago, Ill.
Last year's teams: Iowa (AHL) 70gp, 6+15=21pts... Minnesota (NHL) 2gp, 0+0=0pts.
- Will Bitten (RW), 5-10, 170 lbs., shoots right. Born 7/10/98, Ottawa, Ont.
Last year's team: Iowa (AHL) 63gp, 13+16=29pts.
- Connor Dewar (LW), 5-10, 175 lbs., shoots left. Born 6/26/99, Gilbert Plains, Man.
Last year's team: Everett (WHL) 59gp, 36+45=81pts.
- Kaapo Kahkonen (G), 6-2, 215 lbs., catches left. Born 8/16/96, Helsinki, Finland
Last year's team: Iowa (AHL) 39gp, 17-14-8, 2.78gaa, .908sv%
- Mason Shaw (C), 5-9, 179 lbs., shoots left. Born 11/3/98, Wainwright, Alta.
Last year's team: Iowa (AHL) 76gp, 8+25=33pts.



Gerald Mayhew

Gerald Mayhew had a career year for the Wild in 2018-19, setting new highs in goals (27), assists (33) and points (60). He followed up his regular season by recording nine goals and 11 points in Iowa's first-ever postseason run, and was rewarded with his first NHL contract with Minnesota.

2019-20 Schedule (All Times Local)

| Day | Date | Time | Opponent | Day | Date | Time | Opponent |
|-----|----------|----------|----------------|-----|---------|----------|----------------|
| Fri | 10/4/19 | 7:00 PM | Rockford | Sat | 1/11/20 | 7:00 PM | @ Bakersfield |
| Sun | 10/6/19 | 3:00 PM | Milwaukee | Tue | 1/14/20 | 6:30 PM | @ Bakersfield |
| Fri | 10/11/19 | 7:00 PM | Texas | Fri | 1/17/20 | 7:00 PM | San Jose |
| Sat | 10/12/19 | 7:00 PM | Texas | Sat | 1/18/20 | 6:00 PM | San Jose |
| Fri | 10/18/19 | 7:00 PM | @ Manitoba | Mon | 1/20/20 | 12:00 PM | Texas |
| Sat | 10/19/19 | 6:00 PM | @ Manitoba | Wed | 1/22/20 | 7:00 PM | @ Grand Rapids |
| Fri | 10/25/19 | 7:05 PM | @ Tucson | Fri | 1/24/20 | 7:00 PM | Manitoba |
| Sat | 10/26/19 | 7:05 PM | @ Tucson | Sat | 1/25/20 | 6:00 PM | Manitoba |
| Wed | 10/30/19 | 7:00 PM | @ Grand Rapids | Fri | 1/31/20 | 7:00 PM | Grand Rapids |
| Fri | 11/1/19 | 7:00 PM | @ Milwaukee | Wed | 2/5/20 | 7:00 PM | San Antonio |
| Sat | 11/2/19 | 6:00 PM | @ Rockford | Sat | 2/8/20 | 6:00 PM | Stockton |
| Thu | 11/7/19 | 10:30 AM | Chicago | Sun | 2/9/20 | 3:00 PM | Stockton |
| Sat | 11/9/19 | 7:00 PM | Ontario | Tue | 2/11/20 | 7:00 PM | San Antonio |
| Sun | 11/10/19 | 3:00 PM | Ontario | Fri | 2/14/20 | 7:00 PM | San Diego |
| Sat | 11/16/19 | 7:00 PM | @ Chicago | Fri | 2/15/20 | 6:00 PM | San Diego |
| Sun | 11/17/19 | 5:00 PM | Chicago | Wed | 2/19/20 | 7:00 PM | @ Milwaukee |
| Tue | 11/19/19 | 7:00 PM | Milwaukee | Fri | 2/21/20 | 7:00 PM | @ Texas |
| Sat | 11/23/19 | 7:00 PM | Bakersfield | Sat | 2/22/20 | 7:00 PM | @ Texas |
| Sun | 11/24/19 | 3:00 PM | Bakersfield | Tue | 2/25/20 | 7:00 PM | Chicago |
| Tue | 11/26/19 | 7:00 PM | @ Texas | Sat | 2/29/20 | 6:00 PM | @ Stockton |
| Sat | 11/30/19 | 7:00 PM | @ Texas | Mon | 3/2/20 | 7:00 PM | @ San Jose |
| Sun | 12/1/19 | 3:00 PM | @ San Antonio | Wed | 3/4/20 | 7:00 PM | @ San Jose |
| Wed | 12/4/19 | 10:30 AM | @ San Antonio | Sat | 3/7/20 | 6:00 PM | @ Manitoba |
| Fri | 12/6/19 | 7:00 PM | @ Milwaukee | Sun | 3/8/20 | 2:00 PM | @ Manitoba |
| Sat | 12/7/19 | 7:00 PM | Tucson | Wed | 3/11/20 | 7:00 PM | @ Grand Rapids |
| Tue | 12/10/19 | 7:00 PM | Tucson | Sun | 3/15/20 | 3:00 PM | San Antonio |
| Sat | 12/14/19 | 6:00 PM | @ Ontario | Wed | 3/18/20 | 7:00 PM | San Antonio |
| Sun | 12/15/19 | 3:00 PM | @ Ontario | Fri | 3/20/20 | 7:00 PM | Milwaukee |
| Wed | 12/18/19 | 7:00 PM | @ Stockton | Sat | 3/21/20 | 6:00 PM | @ Rockford |
| Fri | 12/20/19 | 7:00 PM | Grand Rapids | Fri | 3/27/20 | 7:00 PM | Rockford |
| Sat | 12/21/19 | 7:00 PM | Grand Rapids | Sat | 3/28/20 | 12:30 PM | Rockford |
| Fri | 12/27/19 | 7:00 PM | @ Rockford | Tue | 3/31/20 | 7:00 PM | @ San Antonio |
| Sat | 12/28/19 | 6:00 PM | Chicago | Thu | 4/2/20 | 7:00 PM | @ San Antonio |
| Tue | 12/31/19 | 2:00 PM | Texas | Sat | 4/4/20 | 7:00 PM | @ Chicago |
| Fri | 1/3/20 | 7:00 PM | Rockford | Sun | 4/5/20 | 3:00 PM | @ Chicago |
| Sat | 1/4/20 | 7:00 PM | @ Chicago | Wed | 4/8/20 | 7:00 PM | Manitoba |
| Wed | 1/8/20 | 7:00 PM | @ San Diego | Fri | 4/10/20 | 7:00 PM | Manitoba |
| Fri | 1/10/20 | 7:00 PM | @ San Diego | Sat | 4/11/20 | 6:00 PM | @ Rockford |



Wells Fargo Arena

Wells Fargo Arena is a 17,000-seat venue that opened July 12, 2005. The arena has been a consistent top-100 concert facility as ranked by *Pollstar* magazine, and hosts the Iowa high school state wrestling and basketball tournaments annually. Wells Fargo Arena is home for the AHL's Iowa Wild, the G-League's Iowa Wolves, and the IFL's Iowa Barnstormers.



All-Time Regular Season Team Records

| | |
|---|--|
| Division championships (regular season)..... | 0 |
| Overall regular season point championships..... | 0 |
| Most points in one season..... | 87 2018-19 |
| Fewest points in one season..... | 50 2014-15 |
| Most wins in one season..... | 37 2018-19 |
| Fewest wins in one season..... | 23 2014-15 |
| Most losses in one season (L+OTL)..... | 51 2014-15 |
| Fewest losses in one season (L+OTL)..... | 34 2018-19 |
| Most shootout losses in one season..... | 6 2013-14, 2015-16, 2017-18 |
| Fewest shootout losses in one season..... | 2 2014-15 |
| Most goals scored in one season..... | 242 2018-19 |
| Fewest goals scored in one season..... | 169 2013-14, 2015-16 |
| Most goals allowed in one season..... | 246 2017-18 |
| Fewest goals allowed in one season..... | 196 2016-17 |
| Most penalty minutes in one season..... | 1,221 2013-14 |
| Fewest penalty minutes in one season..... | 834 2016-17 |
| Longest winning streak overall..... | 6 games 1/21/17-2/4/17 |
| Longest winning streak at home..... | 5 games 10/5/18-10/27/18 |
| Longest winning streak away..... | 9 games 1/7/17-2/4/17 |
| Longest points streak overall..... | 11 games 1/18/17-2/11/17 (7-0-3-1) |
| Longest points streak at home..... | 9 games 1/19/19-3/15/19 (7-0-1-1) |
| Longest points streak away..... | 9 games 1/7/17-2/4/17 (9-0-0-0) 11/2/18-12/1/18 (6-0-1-2) |
| Longest losing streak (L+OTL) overall..... | 9 games 11/8/15-11/28/15 |
| Longest losing streak (L+OTL) at home..... | 8 games 11/2/13-11/24/13 1/22/15-2/24/15 |
| Longest losing streak (L+OTL) away..... | 6 games 10/21/15-11/28/15 |
| Longest winless streak overall..... | 13 games 11/1/15-11/29/15 (0-11-0-2) |
| Longest winless streak at home..... | 14 games 1/22/15-3/28/15 (0-12-1-1) |
| Longest winless streak away..... | 7 games 10/21/15-11/29/15 (0-6-0-1) |

All-Time Regular Season Individual Player Records Players

| | | |
|--|-----|---|
| Most points in one season..... | 67 | Cal O'Reilly, 2018-19 |
| Most goals in one season..... | 27 | Gerald Mayhew, 2018-19 |
| Most assists in one season..... | 51 | Cal O'Reilly, 2018-19 |
| Most penalty minutes in one season..... | 137 | Kurtis Gabriel, 2015-16 |
| Most power-play goals in one season..... | 17 | Kyle Rau, 2018-19 |
| Most shorthanded goals in one season..... | 2 | Zack Mitchell, 2015-16 Zack Mitchell, 2017-18 Gerald Mayhew, 2018-19 Kyle Rau, 2018-19 Matt Read, 2018-19 Colton Beck, 2018-19 |
| Most game-winning goals in one season..... | 6 | Alex Tuch, 2016-17 |
| Most points in one game..... | 6 | Justin Kloos, 12/21/18 vs. STK (3-3) |
| Most goals in one game..... | 3 | several times; last: Luke Kunin, 4/10/19 at GR |
| Most assists in one game..... | 5 | Brennan Menell, 3/3/19 at ONT |

Goaltenders

| | | |
|--|-------|--|
| Most appearances in one season..... | 50 | Alex Stalock, 2016-17 |
| Most minutes played in one season..... | 2,870 | Alex Stalock, 2016-17 |
| Most wins in one season..... | 23 | Alex Stalock, 2016-17 |
| Most losses in one season..... | 23 | John Curry, 2014-15 |
| Most OT/shootout losses in one season..... | 8 | Alex Stalock, 2016-17 Kaapo Kahkonen, 2018-19 |
| Most shutouts in one season..... | 6 | Kaapo Kahkonen, 2018-19 |
| Lowest GAA in one season (min. 25 gms.)..... | 2.28 | Alex Stalock, 2016-17 |
| Highest save percentage in one season (min. 25 gms.)..... | .926 | Alex Stalock, 2016-17 |

History of Team Captains

| | |
|---------|-------------------|
| 2013-14 | Jake Dowell |
| 2014-15 | Stephane Veilleux |
| 2015-16 | Maxime Fortunus |
| 2016-17 | Mike Weber |
| 2017-19 | Cal O'Reilly |

All-Time Regular Season Points Leaders

| Name | GP | G | A | PTS | Seasons |
|--------------------|-----|----|-----|-----|---------|
| 1 Zack Mitchell | 250 | 66 | 66 | 132 | 2014-18 |
| 2 Cal O'Reilly | 142 | 31 | 100 | 131 | 2017-19 |
| 3 Sam Anas | 196 | 52 | 75 | 127 | 2016-19 |
| 4 Kyle Rau | 138 | 49 | 54 | 103 | 2017-19 |
| 5 Tyler Graovac | 202 | 49 | 53 | 102 | 2013-17 |
| 6 Gerald Mayhew | 160 | 49 | 50 | 99 | 2016-19 |
| 7 Colton Beck | 272 | 37 | 56 | 93 | 2015-19 |
| 8 Justin Kloos | 119 | 32 | 49 | 81 | 2016-19 |
| 9 Jordan Schroeder | 100 | 30 | 50 | 80 | 2014-17 |
| 10 Pat Cannone | 149 | 26 | 51 | 77 | 2016-18 |

All-Time Regular Season Goaltending Leaders (Wins)

| Name | GP | W | L | OT/SOL | GAA | SV% | SO | Seasons |
|------------------|----|----|----|--------|------|------|----|---------|
| 1 Steve Michalek | 69 | 32 | 26 | 9 | 2.81 | .913 | 1 | 2015-18 |
| 2 Alex Stalock | 50 | 23 | 17 | 8 | 2.28 | .926 | 4 | 2016-17 |
| 3 John Curry | 60 | 20 | 32 | 3 | 2.66 | .917 | 4 | 2013-15 |
| Johan Gustafsson | 74 | 20 | 43 | 4 | 3.21 | .899 | 1 | 2013-15 |
| 5 Andrew Hammond | 33 | 19 | 12 | 2 | 2.81 | .910 | 3 | 2018-19 |



Brennan Menell

Following up a stellar rookie season with Iowa, defenseman Brennan Menell continued his development with a 44-point campaign in 2018-19. Menell ranked second among all AHL blueliners with 42 assists, including five in a 5-4 win at Ontario on Mar. 3.

DID YOU KNOW?

The Wild clinched their first-ever playoff berth on April 13, 2019, with a 3-0 win over Rockford. Iowa set franchise records for wins, points and goals scored in 2018-19.



Playoff Facts

| | |
|--|----|
| Number participated in: | 1 |
| Number of individual series won: | 1 |
| Number of individual series lost: | 1 |
| Total number of playoff games played: | 11 |
| Games won: | 5 |
| Games lost: | 6 |
| Number of overtime games: | 2 |
| Overtime games won: | 0 |
| Overtime games lost: | 2 |
| Number of games opponents shut out: | 2 |
| Number of games shut out by opponents: | 0 |
| Calder Cup Championships: | 0 |
| Losing Finalist: | 0 |

All-Time Playoff Points Leaders

| | Player | GP | G | A | PTS | Seasons |
|----|-----------------|----|---|---|-----|---------|
| 1 | Gerald Mayhew | 11 | 9 | 2 | 11 | 2018-19 |
| 2 | Cal O'Reilly | 11 | 3 | 6 | 9 | 2018-19 |
| 3 | Luke Kunin | 11 | 6 | 2 | 8 | 2018-19 |
| | Matt Read | 10 | 3 | 5 | 8 | 2018-19 |
| 5 | Sam Anas | 11 | 1 | 6 | 7 | 2018-19 |
| 6 | Kyle Rau | 11 | 4 | 2 | 6 | 2018-19 |
| | Ryan Donato | 11 | 2 | 4 | 6 | 2018-19 |
| 8 | Will Bitten | 11 | 0 | 5 | 5 | 2018-19 |
| | Jordan Greenway | 11 | 0 | 5 | 5 | 2018-19 |
| 10 | Hunter Warner | 11 | 1 | 3 | 4 | 2018-19 |
| | Brennan Menell | 11 | 0 | 4 | 4 | 2018-19 |

**All-Time Playoff Individual Player Records
Players**

| | | |
|------------------------------------|----|--|
| Most points in one playoff | 11 | Gerald Mayhew, 2019 |
| Most points in one playoff game | 3 | Ryan Donato, 4/23/19 vs. MIL (0-3) |
| Most goals in one playoff | 9 | Gerald Mayhew, 2019 |
| Most goals in one playoff game | 2 | several times; last: Ryan Donato, 5/10/19 vs. CHI |
| Most assists in one playoff | 6 | Cal O'Reilly, 2019 Sam Anas, 2019 |
| Most assists in one playoff game | 3 | Ryan Donato, 4/23/19 vs. MIL |
| Most playoff games played all-time | 11 | several players tied |

Goaltenders

| | | |
|--|------|----------------------|
| Most playoff appearances all-time | 11 | Andrew Hammond |
| Most wins in one playoff | 5 | Andrew Hammond, 2019 |
| Most losses in one playoff | 6 | Andrew Hammond, 2019 |
| Most shutouts in one playoff | 2 | Andrew Hammond, 2019 |
| Lowest GAA in one playoff (min. 5 gms.) | 2.46 | Andrew Hammond, 2019 |
| Highest save percentage in one playoff (min. 5 gms.) | .912 | Andrew Hammond, 2019 |

All-Time Playoff Results

| Year | Round | Opponent | Result | GF | GA |
|------|-------|-----------|--------|----|----|
| 2019 | DF | Chicago | L, 2-4 | 14 | 18 |
| | | Milwaukee | W, 3-2 | 20 | 10 |
| 2018 | DNQ | | | | |
| 2017 | DNQ | | | | |
| 2016 | DNQ | | | | |
| 2015 | DNQ | | | | |
| 2014 | DNQ | | | | |



Kyle Rau

Veteran forward Kyle Rau tied for the league lead with 17 power-play goals in 2018-19 and scored a team-best four game-winners for Iowa. Rau is one of five players in franchise history with at least 100 points in a Wild uniform.



Kaapo Kahkonen

The CCM/AHL Goaltender of the Month for November, Kaapo Kahkonen set a team record by going 222 minutes and 22 seconds without allowing a goal between Nov. 3 and Nov. 21. Kahkonen, who represented the Wild at the 2019 AHL All-Star Classic, finished the year with a .908 save percentage and a league-best six shutouts.



LAVAL ROCKET



Marc Bergevin
Executive VP and General Manager,
Montreal Canadiens



John Sedgwick
Governor/VP, Hockey Operations
and Legal Affairs



Joel Bouchard
Head Coach



Montreal Canadiens
NHL Affiliate

Personnel

Executive Vice President and General Manager,
Montreal Canadiens Marc Bergevin
Governor/Vice President of Hockey Operations
and Legal Affairs John Sedgwick
Vice President, Operations and Development,
Place Bell Mark Weightman
Vice President, Sales,
Montreal Canadiens and Laval Rocket Vincent Lucier
Director of Player Personnel Larry Carriere
Head Coach Joel Bouchard
Assistant Coach Daniel Jacob
Assistant Coach Alex Burrows
Video Coach/Assistant Goaltending Coach Marco Marciano
Director of Player Development Rob Ramage
Player Development Coach Francis Bouillon
Head Equipment Manager Eric Levesque
Assistant Equipment Manager Chris Macdonald
Athletic Therapist Glen Kinney
Assistant Athletic Therapist Sebastian Buna
Director, Sales and Marketing Benjamin Roy
Director, Partnerships Hugo Bernier
Senior Manager, Marketing and Events Sebastien Vaillant
Manager, Communications and
Community Relations Charles Saindon-Courtois
Manager, Sales Patrick Hum
Team Services Carl Gagnon
Digital Content and Social Media Specialist Gabriel Archambault
Director of Operations, Place Bell Claude Robert

Team Information

Club Colors Blue, White, Red
Home Arena Place Bell
Seating Capacity 10,062
Ticket Prices \$23-\$39
Attendance Records Game: 10,000 vs. Belleville, 10/6/17
Season: 254,251 – 2017-18
Average: 6,691 – 2017-18
Press Box Location 4th floor, Level 200
Flagship Radio Station 91.9 Sports
Flagship TV Station RDS
Time Zone Eastern

Laval Rocket
1950 rue Claude-Gagne
Laval, QC H7N 5H9
Phone: (855) 595-2200

Media Directory

Newspaper/Wire

La Presse • Phone (514) 285-7000 • Contact: Jean-Francois Begin • www.lapresse.ca • @LP_LaPresse
Journal de Montreal • Phone (514) 521-4545 • Contact: Denis Poissant • www.journaldemontreal.com • @JdeMontreal
Montreal Gazette • Phone (514) 987-2222 • Contact: Dave Peters • www.montrealgazette.com • @mtlgazette
Courrier Laval • Phone (450) 667-4360 • Contact: Benoit Leblanc • www.courrierlaval.com • @LeCourrierLaval
The Suburban • Phone (514) 484-1107 • Contact: Mark Lidbetter • www.thesuburban.com
Canadian Press • Phone (514) 985-7240 • Contact: Donald McKenzie • www.thecanadianpress.com • @CdnPress
Presse Canadienne • Phone (514) 985-7237 • Contact: Marc Delbes • www.lapressecanadienne.com • @PresseCan

Television

RDS • Phone (514) 599-2244 • Contact: Charles Perreault, Tony Morello • www.rds.ca • @RDSca
TVA Sports • Phone (514) 526-9251 • Contact: Louis-Philippe Neveu • www.tvsports.ca • @TVASports

Radio

91.9 Sports • Phone (514) 871-0919 • Contact: Stephan Rene • www.919sport.ca • @919sports
TSN 690 • Phone (514) 599-2244 • Contact: Chris Bury • www.tsn.ca/radio/montreal-690 • @TSN690
98.5 FM • Phone (514) 790-9850 • Contact: Michel Tremblay • www.985fm.ca



Laval Rocket

Season Results

| Season | Aff | Head Coach | GP | W | L | T | OTL | SOL | PTS | GF | GA | Finish | Playoff Result (W-L Record) |
|---------|-----|------------------|-----|----|----|----|-----|-----|-----|-----|-----|------------|-----------------------------|
| 2017-18 | MTL | Sylvain Lefebvre | 76 | 24 | 42 | -- | 7 | 3 | 58 | 206 | 281 | 7th, North | Did not qualify |
| 2018-19 | MTL | Joel Bouchard | 76 | 30 | 34 | -- | 6 | 6 | 72 | 195 | 231 | 7th, North | Did not qualify |
| TOTALS | | | 152 | 54 | 76 | -- | 13 | 9 | 130 | 401 | 512 | | |

...In The System

- Josh Brook (D), 6-1, 192 lbs., shoots right. Born 6/17/99, Roblin, Man.
Last year's team: Moose Jaw (WHL) 59gp, 16+59=75pts.
- Cayden Primeau (G), 6-3, 200 lbs., catches left. Born 11/8/99, Voorhees, N.J.
Last year's team: Northeastern (NCAA) 36gp, 25-10-1, 2.09gaa, .933sv%
- Jake Evans (C), 6-0, 188 lbs., shoots right. Born 6/2/96, Toronto, Ont.
Last year's team: Laval (AHL) 67gp, 13+32=45pts.
- Cale Fleury (D), 6-1, 201 lbs., shoots right. Born 11/19/98, Calgary, Alta.
Last year's team: Laval (AHL) 60gp, 9+14=23pts.
- Joel Teasdale (C), 6-0, 203 lbs., shoots left. Born 11/3/99, Ste-Julie, Que.
Last year's teams: Blainville-Boisbriand/Rouyn-Noranda (QMJHL) 66gp, 43+37=80pts.



Alex Belzile

Alex Belzile experienced a season to remember in 2018-19, posting career highs and leading the Rocket in goals (19), assists (35) and points (54). In addition to earning his first AHL All-Star Classic selection, Belzile was named Laval's winner of the IOA/American Specialty AHL Man of the Year award for his contributions in the local community.


2019-20 Schedule (All Times Local)

| Day | Date | Time | Opponent | Day | Date | Time | Opponent |
|-----|----------|---------|---------------|-----|---------|----------|-----------------|
| Fri | 10/4/19 | 7:30 PM | Cleveland | Sat | 1/11/20 | 7:05 PM | @ Lehigh Valley |
| Sat | 10/5/19 | 3:00 PM | Cleveland | Sun | 1/12/20 | 3:00 PM | @ Bridgeport |
| Sat | 10/12/19 | 6:00 PM | @ Milwaukee | Sat | 1/18/20 | 2:00 PM | @ Manitoba |
| Mon | 10/14/19 | 1:00 PM | @ Rockford | Sun | 1/19/20 | 2:00 PM | @ Manitoba |
| Wed | 10/16/19 | 7:00 PM | Providence | Wed | 1/22/20 | 7:00 PM | Syracuse |
| Fri | 10/18/19 | 7:30 PM | Providence | Fri | 1/24/20 | 7:05 PM | @ Rochester |
| Sat | 10/19/19 | 7:00 PM | Hershey | Sat | 1/25/20 | 7:05 PM | @ Binghamton |
| Wed | 10/23/19 | 7:00 PM | @ Belleville | Fri | 1/31/20 | 7:30 PM | Belleville |
| Fri | 10/25/19 | 7:15 PM | @ Hartford | Sat | 2/1/20 | 7:00 PM | Belleville |
| Sat | 10/26/19 | 7:05 PM | @ Providence | Wed | 2/5/20 | 7:00 PM | Utica |
| Wed | 10/30/19 | 7:00 PM | Hartford | Sat | 2/8/20 | 7:00 PM | @ Belleville |
| Fri | 11/1/19 | 7:30 PM | Hartford | Sun | 2/9/20 | 4:00 PM | @ Toronto |
| Sat | 11/2/19 | 3:00 PM | Toronto | Wed | 2/12/20 | 7:00 PM | @ Utica |
| Fri | 11/8/19 | 7:00 PM | @ Cleveland | Fri | 2/14/20 | 7:15 PM | @ Hartford |
| Sat | 11/9/19 | 7:00 PM | @ Cleveland | Sun | 2/16/20 | 3:05 PM | @ Providence |
| Wed | 11/13/19 | 7:00 PM | Belleville | Wed | 2/19/20 | 7:00 PM | Manitoba |
| Fri | 11/15/19 | 7:30 PM | Milwaukee | Fri | 2/21/20 | 7:30 PM | Manitoba |
| Sat | 11/16/19 | 4:00 PM | Bridgeport | Sat | 2/22/20 | 3:00 PM | Toronto |
| Wed | 11/20/19 | 7:00 PM | @ Toronto | Wed | 2/26/20 | 7:00 PM | @ Belleville |
| Fri | 11/22/19 | 7:30 PM | Utica | Fri | 2/28/20 | 7:05 PM | @ Rochester |
| Sat | 11/23/19 | 3:00 PM | Utica | Sat | 2/29/20 | 7:00 PM | @ Utica |
| Wed | 11/27/19 | 7:00 PM | @ Belleville | Thu | 3/5/20 | 7:00 PM | @ Cleveland |
| Fri | 11/29/19 | 7:00 PM | @ Syracuse | Fri | 3/6/20 | 7:00 PM | @ Cleveland |
| Sat | 11/30/19 | 7:05 PM | @ Springfield | Wed | 3/11/20 | 7:00 PM | Belleville |
| Wed | 12/4/19 | 7:00 PM | Cleveland | Fri | 3/13/20 | 7:30 PM | Binghamton |
| Fri | 12/6/19 | 7:00 PM | @ Syracuse | Sat | 3/14/20 | 3:00 PM | Binghamton |
| Sat | 12/7/19 | 7:05 PM | @ Springfield | Wed | 3/18/20 | 7:00 PM | @ Hershey |
| Tue | 12/10/19 | 7:00 PM | Cleveland | Fri | 3/20/20 | 7:00 PM | @ Utica |
| Fri | 12/13/19 | 7:30 PM | Rochester | Sat | 3/21/20 | 7:05 PM | @ Binghamton |
| Sat | 12/14/19 | 3:00 PM | Rochester | Wed | 3/25/20 | 7:00 PM | Utica |
| Tue | 12/17/19 | 7:00 PM | Rockford | Fri | 3/27/20 | 7:30 PM | Belleville |
| Fri | 12/20/19 | 7:00 PM | @ Utica | Sat | 3/28/20 | 4:00 PM | @ Toronto |
| Fri | 12/27/19 | 7:30 PM | Toronto | Thu | 4/2/20 | 11:00 AM | @ Toronto |
| Sat | 12/28/19 | 3:00 PM | Toronto | Fri | 4/3/20 | 7:30 PM | Springfield |
| Tue | 12/31/19 | 3:00 PM | @ Belleville | Sat | 4/4/20 | 3:00 PM | Springfield |
| Fri | 1/3/20 | 7:30 PM | Lehigh Valley | Wed | 4/8/20 | 7:00 PM | Syracuse |
| Sat | 1/4/20 | 7:00 PM | Syracuse | Fri | 4/10/20 | 7:30 PM | Belleville |
| Fri | 1/10/20 | 7:00 PM | @ Syracuse | Sat | 4/11/20 | 7:00 PM | @ Belleville |



Cale Fleury

The youngest player on the Rocket last season, Cale Fleury led all team defensemen with nine goals and finished his rookie season with 23 points in 60 AHL games. Fleury was a third-round selection by Montreal in the 2017 NHL Draft.



All-Time Regular Season Team Records

| | |
|---|---|
| Division championships (regular season)..... | 0 |
| Overall regular season point championships..... | 0 |
| Most points in one season..... | 72 2018-19 |
| Fewest points in one season | 58 2017-18 |
| Most wins in one season | 32 2018-19 |
| Fewest wins in one season | 24 2017-18 |
| Most losses in one season (L+OTL)..... | 49 2017-18 |
| Fewest losses in one season (L+OTL)..... | 40 2018-19 |
| Most shootout losses in one season | 6 2018-19 |
| Fewest shootout losses in one season..... | 3 2017-18 |
| Most goals scored in one season | 206 2017-18 |
| Fewest goals scored in one season..... | 195 2018-19 |
| Most goals allowed in one season..... | 281 2017-18 |
| Fewest goals allowed in one season..... | 231 2018-19 |
| Most penalty minutes in one season..... | 1,099 2017-18 |
| Fewest penalty minutes in one season..... | 877 2018-19 |
| Longest winning streak overall..... | 3 games 10/6/17-10/13/17 12/27/17-12/30/17 11/3/18-11/9/18 1/12/19-1/18/19 2/22/19-2/28/19 |
| Longest winning streak at home..... | 3 games 10/6/17-10/13/17 11/3/17-11/15/17 1/5/19-1/18/19 |
| Longest winning streak away | 3 games 12/27/17-12/30/17 2/23/18-3/3/18 |
| Longest points streak overall | 5 games 12/8/18-12/21/18 (4-0-0-1) 12/28/18-1/5/19 (3-0-1-1) 1/12/19-1/21/19 (4-0-0-1) 3/15/19-3/23/19 (3-0-0-2) |
| Longest points streak at home..... | 8 games 12/28/18-1/19/19 (5-0-1-2) |
| Longest points streak away | 4 games 3/15/19-3/23/19 (2-0-0-2) |
| Longest losing streak (L+OTL) overall | 9 games 3/17/18-4/6/18 |
| Longest losing streak (L+OTL) at home..... | 6 games 3/10/18-end of season |
| Longest losing streak (L+OTL) away..... | 6 games 11/10/18-12/7/18 1/25/19-2/13/19 |
| Longest winless streak overall | 12 games 3/17/18-end of season (0-10-1-1) |
| Longest winless streak at home..... | 6 games 11/17/17-12/9/17 (0-4-1-1) 3/10/18-end of season (0-5-1-0) |
| Longest winless streak away | 7 games 3/17/18-end of season (0-6-0-1) |

All-Time Regular Season Individual Player Records

| | |
|--|--|
| Players | |
| Most points in one season..... | 71 Chris Terry, 2017-18 |
| Most goals in one season | 32 Chris Terry, 2017-18 |
| Most assists in one season | 48 Matt Taormina, 2017-18 |
| Most penalty minutes in one season..... | 121 Michael McCarron, 2017-18 |
| Most power-play goals in one season..... | 14 Chris Terry, 2017-18 |
| Most shorthanded goals in one season..... | 3 Michael Chaput, 2018-19 |
| Most game-winning goals in one season..... | 5 Adam Cracknell, 2017-18 |
| Most points in one game | 4 several times; last: Alexandre Grenier, 3/16/19 at BEL (0-4) |
| Most goals in one game..... | 3 Chris Terry, 10/13/17 vs. BNG Daniel Carr, 10/13/17 vs. BNG Peter Holland, 11/4/17 vs. SYR Eric Gelin, 3/9/18 vs. BEL |
| Most assists in one game..... | 4 Michael McCarron, 12/1/18 vs. UTI Alexandre Grenier, 3/16/19 at BEL |

Goaltenders

| | |
|--|--|
| Most appearances in one season | 37 Charlie Lindgren, 2017-18 |
| Most minutes played in one season | 2,161 Charlie Lindgren, 2017-18 |
| Most wins in one season | 11 Charlie Lindgren, 2018-19 Michael McNiven, 2018-19 |
| Most losses in one season..... | 19 Charlie Lindgren, 2017-18 |
| Most OT/shootout losses in one season..... | 9 Charlie Lindgren, 2017-18 |
| Most shutouts in one season..... | 2 Charlie Lindgren, 2017-18 Michael McNiven, 2018-19 |
| Lowest GAA in one season (min. 25 gms.) | 2.52 Michael McNiven, 2018-19 |
| Highest save percentage in one season (min. 25 gms.)..... | .902 Michael McNiven, 2018-19 |

All-Time Regular Season Points Leaders

| Name | GP | G | A | PTS | Seasons |
|-------------------|-----|----|----|-----|---------|
| 1 Chris Terry | 62 | 32 | 39 | 71 | 2017-18 |
| 2 Daniel Audette | 127 | 27 | 41 | 68 | 2017-19 |
| 3 Alex Belzile | 74 | 19 | 35 | 54 | 2018-19 |
| 4 Matt Taormina | 63 | 4 | 48 | 52 | 2017-18 |
| 5 Adam Cracknell | 54 | 27 | 21 | 48 | 2017-18 |
| 6 Jake Evans | 67 | 13 | 32 | 45 | 2018-19 |
| Michael McCarron | 86 | 14 | 31 | 45 | 2017-19 |
| 8 Byron Froese | 59 | 17 | 24 | 41 | 2017-19 |
| 9 Nikita Scherbak | 31 | 8 | 23 | 31 | 2017-19 |
| 10 Lukas Vejdemo | 66 | 13 | 16 | 29 | 2018-19 |

All-Time Regular Season Goaltending Leaders (Wins)

| Name | GP | W | L | OT/SOL | GAA | SV% | SO | Seasons |
|--------------------|----|----|----|--------|------|------|----|---------|
| 1 Charlie Lindgren | 70 | 19 | 33 | 15 | 3.18 | .885 | 2 | 2017-19 |
| 2 Michael McNiven | 55 | 17 | 28 | 4 | 2.97 | .893 | 2 | 2017-19 |
| 3 Zachary Fucale | 18 | 10 | 7 | 0 | 3.26 | .890 | 0 | 2017-18 |
| 4 Connor LaCouvee | 14 | 7 | 5 | 2 | 2.49 | .913 | 0 | 2018-19 |
| 5 Etienne Marcoux | 5 | 1 | 3 | 1 | 3.45 | .868 | 1 | 2018-19 |



Jake Evans

Jake Evans finished second on the Rocket in scoring with 45 points in 67 games last season, tied for 10th among all AHL rookies. Evans, a 2014 draft pick by Montreal, also tied for the team lead with 23 power-play points.

DID YOU KNOW?

On Mar. 9, 2019, the largest Place Bell crowd of the season -- 9,609 fans -- saw the Rocket score four goals in the final 8:39 of the third period and defeat Utica, 5-3.


History of Team Captains

2017-18 Byron Froese
2018-19 Byron Froese, Xavier Ouellet



All-Time Playoff Results

| Year | Round | Opponent | Result | GF | GA |
|------|-------|----------|--------|----|----|
| 2019 | DNQ | | | | |
| 2018 | DNQ | | | | |



Maxim Lamarche

Laval-born Maxim Lamarche established career highs in his first season with the Rocket, collecting 16 assists and 19 points in 73 regular-season games.



Cayden Primeau

Winner of the Mike Richter Award as the top NCAA goaltender in 2018-19, Cayden Primeau turns pro after two stellar seasons at Northeastern University. Primeau also won a silver medal with the United States at the 2019 IIHF World Junior Championship.



Place Bell

Place Bell is a major multi-functional cultural and sports complex in Laval that offers residents a unique experience. Featuring a 10,000-seat arena that can be converted into a performance venue, Place Bell provides the possibility of presenting a wide variety of events. There is also a commercial area to accommodate various shops on two floors. Built close to the Montmorency metro station, Place Bell marks a turning point in the young history of the region and promises to become a must-see in downtown Laval's sports and cultural scene.





LEHIGH VALLEY PHANTOMS



Rob Brooks
Co-Owner/Governor



Jim Brooks
Co-Owner/Governor



Scott Gordon
Head Coach



Philadelphia Flyers
NHL Affiliate

Personnel

| | |
|--|-------------------|
| Co-Owner/Governor | Jim Brooks |
| Co-Owner/Governor | Rob Brooks |
| Head Coach | Scott Gordon |
| Assistant Coach | Kerry Huffman |
| Manager of Hockey Operations..... | Bill Downey |
| Head Athletic Trainer | Brian Grogesky |
| Assistant Athletic Trainer..... | A.J. Wirth |
| Head Equipment Manager..... | Zac Guercia |
| Assistant Equipment Manager..... | Nolan Bowker |
| Executive Vice President..... | Chris Porreca |
| Vice President of Ticket Sales | Erik Hansen |
| Vice President of Partnerships and Premium Seating | Dennis Begley |
| Director of Client Services | Nicole Repetto |
| Partnerships Manager..... | Kevin Heilman |
| Premium Seating Manager | Tommy DeCore |
| Group Sales Manager..... | Trevor Herrick |
| Group Sales Manager..... | Camille Partis |
| Group Sales Specialist | Zachary Werner |
| Retention Specialist..... | Jake Friedman |
| Retention Specialist..... | Annie Smith |
| Creative Director | Amy Keller |
| Director of Digital and Social Media | Russ Hryvna |
| Director of Marketing | Katie Nork |
| Director of Fun | Eric Fuzer |
| Community Engagement and Public Relations Manager | Michael Ianniello |
| Creative Coordinator | Michelle DeLong |
| Graphic Designer..... | Ben Wyland |
| Producer/Editor..... | Alex Schempp |
| Video Editor/Producer..... | George Kerth |
| Editor/Motion Graphics Specialist..... | Patrick Keppel |
| Broadcaster..... | Bob Rotruck |
| Merchandise Manager..... | Bev Saunders |
| Controller..... | Tyler Deane |

Team Information

| | |
|---------------------------------|-----------------------------------|
| Club Colors | Orange, Black and White |
| Home Arena | PPL Center |
| Seating Capacity..... | 8,420 |
| Ticket Prices..... | \$22, \$26, \$28, \$37, \$47 |
| Attendance Records (L.V.) | Game: 9,046 vs. Hartford, 1/16/16 |
| | Season: 313,286 – 2015-16 |
| | Average: 8,244 – 2015-16 |
| Press Box Location | Behind Section 205 |
| Flagship Radio Station | 790 WAEB, 1470 WSAN |
| Flagship TV Station | Service Electric TV2 Sports |
| Time Zone..... | Eastern |

Lehigh Valley Phantoms
701 Hamilton Street
Allentown, PA 18101
Phone: (610) 224-4625



Media Directory

Newspaper/Wire

The Morning Call • Phone (610) 820-6558 • Contact: Andy Schwartz • www.mcall.com • @mcall
Associated Press • Phone (215) 561-1133 • Contact: Rob Maaddi (@AP_RobMaaddi) • www.ap.org • @AP

Television

Service Electric TV2 • Phone (610) 434-7833 • Contact: Kristi Fulkerson (@kfulk3) • www.tv2sports.com
WFMZ 69 • Phone (610) 791-0690 • Contact: Dan Moscaritolo (@DanMoscaritolo), Jim Vaughn (@JimVaughnWFMZ) • www.wfmz.com • @69News

Radio

WSAN iHeart Podcast 1470 AM • Phone (610) 434-1742 • www.podcastam1470.com
WAEB/B104/WZZO 95.1 • Phone (610) 434-1742 • Contact: Craig Stevens (@cstevens790) • www.790waeb.com



Season Results

| Season | Aff | Head Coach | GP | W | L | T | OTL | SOL | PTS | GF | GA | Finish | Playoff Result (W-L Record) |
|---------------|-----|--|--------------|------------|------------|-----------|-----------|-----------|--------------|--------------|--------------|---------------------|-------------------------------------|
| 1996-97 | PHI | Bill Barber | 80 | 49 | 18 | 10 | 3 | -- | 111 | 325 | 230 | 1st, Mid-Atlantic | Lost Conference Semifinals (6-4) |
| 1997-98 | PHI | Bill Barber | 80 | 47 | 21 | 10 | 2 | -- | 106 | 314 | 249 | 1st, Mid-Atlantic | Won Calder Cup (15-5) |
| 1998-99 | PHI | Bill Barber | 80 | 47 | 22 | 9 | 2 | -- | 105 | 272 | 221 | 1st, Mid-Atlantic | Lost Conference Finals (9-7) |
| 1999-2000 | PHI | Bill Barber | 80 | 44 | 31 | 3 | 2 | -- | 93 | 281 | 239 | 3rd, Mid-Atlantic | Lost Conference Quarterfinals (2-3) |
| 2000-01 | PHI | John Stevens | 80 | 36 | 34 | 5 | 5 | -- | 82 | 246 | 244 | 4th, Mid-Atlantic | Lost Conference Semifinals (5-5) |
| 2001-02 | PHI | John Stevens | 80 | 33 | 27 | 15 | 5 | -- | 86 | 206 | 210 | 3rd, South (8) | Lost Conference Quarterfinals (2-3) |
| 2002-03 | PHI | John Stevens | 80 | 33 | 33 | 6 | 8 | -- | 80 | 198 | 212 | 4th, South (11) | Did not qualify |
| 2003-04 | PHI | John Stevens | 80 | 46 | 25 | 7 | 2 | -- | 101 | 216 | 168 | 1st, East | Lost Division Finals (6-6) |
| 2004-05 | PHI | John Stevens | 80 | 48 | 25 | -- | 3 | 4 | 103 | 235 | 185 | 2nd, East | Won Calder Cup (16-5) |
| 2005-06 | PHI | John Stevens | 80 | 34 | 37 | -- | 2 | 7 | 77 | 197 | 232 | 6th, East | Did not qualify |
| 2006-07 | PHI | Craig Berube, Kjell Samuelsson | 80 | 31 | 41 | -- | 2 | 6 | 70 | 222 | 271 | 6th, East | Did not qualify |
| 2007-08 | PHI | Craig Berube | 80 | 46 | 27 | -- | 4 | 3 | 99 | 236 | 212 | 2nd, East | Lost Division Finals (5-7) |
| 2008-09 | PHI | John Paddock | 80 | 43 | 30 | -- | 2 | 5 | 93 | 234 | 232 | 4th, East | Lost Division Semifinals (0-4) |
| 2009-10 | PHI | Greg Gilbert | 80 | 32 | 41 | -- | 3 | 4 | 71 | 199 | 251 | 7th, East | Did not qualify |
| 2010-11 | PHI | Greg Gilbert, John Paddock, Joe Paterson | 80 | 31 | 39 | -- | 4 | 6 | 72 | 197 | 248 | 7th, East | Did not qualify |
| 2011-12 | PHI | Joe Paterson | 76 | 37 | 35 | -- | 2 | 2 | 78 | 204 | 217 | 3rd, Northeast (10) | Did not qualify |
| 2012-13 | PHI | Terry Murray | 76 | 31 | 38 | -- | 3 | 4 | 69 | 187 | 223 | 5th, Northeast (15) | Did not qualify |
| 2013-14 | PHI | Terry Murray | 76 | 30 | 38 | -- | 2 | 6 | 68 | 182 | 225 | 4th, Northeast (13) | Did not qualify |
| 2014-15 | PHI | Terry Murray | 76 | 33 | 35 | -- | 7 | 1 | 74 | 194 | 237 | 4th, East (13) | Did not qualify |
| 2015-16 | PHI | Scott Gordon | 76 | 34 | 35 | -- | 4 | 3 | 75 | 215 | 222 | 7th, Atlantic | Did not qualify |
| 2016-17 | PHI | Scott Gordon | 76 | 48 | 23 | -- | 5 | 0 | 101 | 260 | 219 | 2nd, Atlantic | Lost Division Semifinals (2-3) |
| 2017-18 | PHI | Scott Gordon | 76 | 47 | 19 | -- | 5 | 5 | 104 | 260 | 218 | 1st, Atlantic | Lost Conference Finals (7-6) |
| 2018-19 | PHI | Scott Gordon, Kerry Huffman | 76 | 39 | 30 | -- | 4 | 3 | 85 | 240 | 244 | 5th, Atlantic | Did not qualify |
| TOTALS | | | 1,808 | 899 | 704 | 65 | 81 | 59 | 2,003 | 5,320 | 5,209 | | |

NOTE: Team based in Philadelphia from 1996-2009... Team based in Glens Falls (Adirondack) from 2009-14
 2006-07 -- Berube (3-2-1-0), Samuelsson (28-39-1-6)... 2010-11 -- Gilbert (2-10-1-0), Paddock (4-13-1-0), Paterson (25-16-2-6)... 2018-19 -- Gordon (15-9-1-1), Huffman (24-21-3-2)

2019-20 Schedule (All Times Local)


| Day | Date | Time | Opponent | Day | Date | Time | Opponent |
|-----|----------|----------|----------------|-----|---------|---------|----------------|
| Sat | 10/5/19 | 7:05 PM | Providence | Sun | 1/12/20 | 3:05 PM | Cleveland |
| Fri | 10/11/19 | 7:05 PM | W-B/Scranton | Wed | 1/15/20 | 7:05 PM | Syracuse |
| Sat | 10/12/19 | 7:05 PM | Hershey | Fri | 1/17/20 | 7:05 PM | Binghamton |
| Fri | 10/18/19 | 7:05 PM | Binghamton | Sat | 1/18/20 | 7:05 PM | Rochester |
| Sat | 10/19/19 | 7:05 PM | Springfield | Wed | 1/22/20 | 6:05 PM | @ Providence |
| Fri | 10/25/19 | 7:00 PM | @ Charlotte | Fri | 1/24/20 | 7:05 PM | @ Providence |
| Sat | 10/26/19 | 6:00 PM | @ Charlotte | Sat | 1/25/20 | 7:00 PM | @ Hartford |
| Fri | 11/1/19 | 7:05 PM | W-B/Scranton | Fri | 1/31/20 | 7:05 PM | @ W-B/Scranton |
| Sat | 11/2/19 | 7:00 PM | @ Bridgeport | Sat | 2/1/20 | 7:00 PM | @ Hershey |
| Sun | 11/3/19 | 5:00 PM | @ Bridgeport | Fri | 2/7/20 | 7:05 PM | Springfield |
| Wed | 11/6/19 | 7:05 PM | W-B/Scranton | Sat | 2/8/20 | 7:05 PM | @ W-B/Scranton |
| Sat | 11/9/19 | 7:05 PM | Hershey | Sun | 2/9/20 | 3:05 PM | Hershey |
| Sun | 11/10/19 | 5:00 PM | @ Hershey | Fri | 2/14/20 | 7:05 PM | Bridgeport |
| Wed | 11/13/19 | 10:35 AM | @ Springfield | Sat | 2/15/20 | 7:05 PM | Hartford |
| Fri | 11/15/19 | 7:05 PM | @ Binghamton | Sun | 2/16/20 | 5:00 PM | @ Hershey |
| Sat | 11/16/19 | 7:05 PM | @ W-B/Scranton | Wed | 2/19/20 | 7:00 PM | @ Bridgeport |
| Wed | 11/20/19 | 7:05 PM | Charlotte | Fri | 2/21/20 | 7:05 PM | @ Rochester |
| Fri | 11/22/19 | 7:05 PM | Charlotte | Sat | 2/22/20 | 7:00 PM | @ Syracuse |
| Sat | 11/23/19 | 7:05 PM | Belleville | Fri | 2/28/20 | 7:05 PM | Charlotte |
| Wed | 11/27/19 | 7:05 PM | @ W-B/Scranton | Sat | 2/29/20 | 7:05 PM | Charlotte |
| Fri | 11/29/19 | 7:05 PM | W-B/Scranton | Fri | 3/6/20 | 7:05 PM | Bridgeport |
| Sat | 11/30/19 | 7:05 PM | Hartford | Sat | 3/7/20 | 4:05 PM | @ Binghamton |
| Wed | 12/4/19 | 7:05 PM | @ Springfield | Sun | 3/8/20 | 3:05 PM | Bridgeport |
| Fri | 12/6/19 | 7:05 PM | Hershey | Wed | 3/11/20 | 7:05 PM | W-B/Scranton |
| Sat | 12/7/19 | 7:00 PM | @ Hershey | Fri | 3/13/20 | 7:05 PM | W-B/Scranton |
| Fri | 12/13/19 | 7:15 PM | @ Hartford | Sat | 3/14/20 | 7:05 PM | Toronto |
| Sat | 12/14/19 | 7:05 PM | Hartford | Wed | 3/18/20 | 7:05 PM | @ Binghamton |
| Sun | 12/15/19 | 5:00 PM | @ Hershey | Fri | 3/20/20 | 7:05 PM | Hershey |
| Sat | 12/21/19 | 6:00 PM | @ Charlotte | Sat | 3/21/20 | 7:05 PM | Cleveland |
| Sun | 12/22/19 | 1:00 PM | @ Charlotte | Wed | 3/25/20 | 7:00 PM | @ Hershey |
| Fri | 12/27/19 | 7:05 PM | @ W-B/Scranton | Sat | 3/28/20 | 7:00 PM | @ Cleveland |
| Sat | 12/28/19 | 7:05 PM | Utica | Sun | 3/29/20 | 3:00 PM | @ Cleveland |
| Sun | 12/29/19 | 3:05 PM | Hershey | Fri | 4/3/20 | 7:05 PM | Providence |
| Fri | 1/3/20 | 7:30 PM | @ Laval | Sat | 4/4/20 | 7:05 PM | Providence |
| Sat | 1/4/20 | 7:00 PM | @ Belleville | Sun | 4/5/20 | 3:05 PM | @ W-B/Scranton |
| Sun | 1/5/20 | 4:00 PM | @ Toronto | Wed | 4/8/20 | 7:05 PM | Binghamton |
| Fri | 1/10/20 | 7:00 PM | @ Utica | Fri | 4/10/20 | 7:15 PM | @ Hartford |
| Sat | 1/11/20 | 7:05 PM | Laval | Sat | 4/11/20 | 7:05 PM | @ Providence |

DID YOU KNOW?

The Phantoms' 10-6 win over Wilkes-Barre/Scranton on Apr. 7, 2019, marked the first time in the franchise's 23-year history that they reached double digits in goals in a single game.

...In The System

- Joel Farabee (F), 6-1, 170 lbs., shoots left. Born 2/25/00, Cicero, N.Y.
Last year's team: Boston University (NCAA) 37gp, 17+19=36pts.
- Mark Friedman (D), 5-10, 191 lbs., shoots right. Born 12/25/95, Toronto, Ont.
Last year's teams: Lehigh Valley (AHL) 75gp, 5+21=26pts... Philadelphia (NHL) 1gp, 0+0=0pts.
- Morgan Frost (F), 6-0, 185 lbs., shoots left. Born 5/14/99, Aurora, Ont.
Last year's team: Sault Ste. Marie (OHL) 58gp, 37+72=109pts.
- Isaac Ratcliffe (F), 6-6, 204 lbs., shoots left. Born 2/15/99, London, Ont.
Last year's team: Guelph (OHL) 65gp, 50+32=82pts.
- German Rubtsov (F), 6-0, 187 lbs., shoots left. Born 6/27/98, Chekhov, Russia
Last year's team: Lehigh Valley (AHL) 14gp, 6+4=10pts.



Greg Carey

Greg Carey led the Phantoms in goals for the third year in a row in 2018-19, scoring 29 times and adding 32 assists for a career-best 61 points. Carey was named to his first AHL All-Star Classic in 2019 and won the hardest shot event in the Skills Competition.

All-Time Regular Season Records

| | | |
|---|---------------|---|
| Division championships (regular season)..... | 5..... | 1996-97, 1997-98, 1998-99, 2003-04, 2017-18 |
| Overall regular season point championships..... | 2..... | 1996-97, 1997-98 |
| Most points in one season..... | 111..... | 1996-97 |
| Fewest points in one season..... | 69..... | 2012-13 |
| Most wins in one season..... | 49..... | 1996-97 |
| Fewest wins in one season..... | 31..... | 2006-07, 2010-11, 2012-13 |
| Most losses in one season (L+OTL)..... | 43..... | 2006-07, 2010-11 |
| Fewest losses in one season (L+OTL)..... | 21..... | 1996-97 |
| Most ties in one season..... | 15..... | 2001-02 |
| Fewest ties in one season..... | 3..... | 1999-2000 |
| Most shootout losses in one season..... | 7..... | 2005-06 |
| Fewest shootout losses in one season..... | 1..... | 2014-15 |
| Most goals scored in one season..... | 325..... | 1996-97 |
| Fewest goals scored in one season..... | 187..... | 2012-13 |
| Most goals allowed in one season..... | 271..... | 2006-07 |
| Fewest goals allowed in one season..... | 168..... | 2003-04 |
| Most penalty minutes in one season..... | 2,563..... | 1999-2000 |
| Fewest penalty minutes in one season..... | 840..... | 2017-18 |
| Longest winning streak overall..... | 17 games..... | 10/22/04-11/27/04 |
| Longest winning streak at home..... | 19 games..... | 10/30/96-1/24/97 |
| Longest winning streak on road..... | 9 games..... | 12/18/99-1/22/00 |
| Longest undefeated streak overall..... | 17 games..... | 10/22/04-11/27/04 (17-0-0) |
| Longest undefeated streak at home..... | 21 games..... | 10/30/96-2/4/97 (20-0-1) |
| Longest undefeated streak on road..... | 9 games..... | 12/18/99-1/22/00 (9-0-0) |
| Longest points streak overall..... | 17 games..... | 10/22/04-11/27/04 (17-0-0) |
| Longest points streak at home..... | 21 games..... | 10/30/96-2/4/97 (20-0-1) |
| Longest points streak on road..... | 9 games..... | 12/18/99-1/22/00 (9-0-0) |
| Longest losing streak (L+OTL) overall..... | 10 games..... | 10/16/10-11/11/10 (0-9-1-0) 11/13/10-12/5/10 (0-9-1-0) |
| Longest losing streak (L+OTL) at home..... | 7 games..... | 1/29/15-2/21/15 (0-5-2-0) |
| Longest losing streak (L+OTL) on road..... | 13 games..... | 10/12/10-12/5/10 (0-12-1-0) |
| Longest winless streak overall..... | 10 games..... | 10/16/10-11/11/10 (0-9-1-0) 11/13/10-12/5/10 (0-9-1-0) |
| Longest winless streak at home..... | 7 games..... | 1/29/15-2/21/15 (0-5-2-0) |
| Longest winless streak on road..... | 13 games..... | 10/12/10-12/5/10 (0-12-1-0) |

All-Time Regular Season Individual Records

Players

| | | |
|--|----------|---|
| Most points in one season..... | 105..... | Peter White, 1996-97 Peter White, 1997-98 |
| Most goals in one season..... | 47..... | Mike Maneluk, 1999-2000 |
| Most assists in one season..... | 78..... | Peter White, 1997-98 |
| Most penalty minutes in one season..... | 416..... | Francis Lessard, 1999-2000 |
| Most power-play goals in one season..... | 20..... | Craig Darby, 1997-98 |
| Most shorthanded goals in one season..... | 9..... | Mike Maneluk, 1999-2000 Mark Greig, 2000-01 |
| Most game-winning goals in one season..... | 10..... | Jon Sim, 2004-05 |
| Most points in one game..... | 6..... | Mike Maneluk, 2/27/00 vs. SYR (2-4) |
| Most goals in one game..... | 4..... | Tony Voce, 2/11/06 at CHI |
| Most assists in one game..... | 4..... | several times; last: Phil Varone, 11/4/17 at BNG |

Goaltenders


| | | |
|---|------------|--|
| Most appearances in one season..... | 58..... | Antero Niittymaki, 2004-05 |
| Most minutes played in one season..... | 3,452..... | Antero Niittymaki, 2004-05 |
| Most wins in one season..... | 33..... | Antero Niittymaki, 2004-05 |
| Most losses in one season..... | 27..... | Neil Little, 2000-01 |
| Most ties/OT/shootout losses in one season..... | 8..... | Maxime Ouellet, 2001-02 |
| Most shutouts in one season..... | 7..... | Antero Niittymaki, 2003-04 |
| Lowest GAA in one season (min. 25 games)..... | 1.96..... | Neil Little, 2003-04 |
| Highest save percentage in one season (min. 25 games)..... | 926..... | Scott Munroe, 2008-09 (.9261) Michael Leighton, 2010-11 (.9258) Neil Little, 2001-02 (.9257) |

All-Time Regular Season Points Leaders

| Name | GP | G | A | PTS | Seasons |
|------------------|-----|-----|-----|-----|--------------|
| 1 Peter White | 431 | 153 | 319 | 472 | 96-00, 02-05 |
| 2 Mark Greig | 348 | 140 | 232 | 372 | 1998-2003 |
| 3 John Slaney | 415 | 85 | 208 | 293 | 2000-07 |
| 4 Jason Akeson | 265 | 81 | 144 | 225 | 2011-15 |
| 5 Kirby Law | 309 | 100 | 122 | 222 | 1999-2004 |
| 6 Chris Conner | 265 | 71 | 128 | 199 | 2015-19 |
| 7 Shawn McCosh | 197 | 66 | 130 | 196 | 1996-99 |
| 8 Jared Ross | 225 | 68 | 123 | 191 | 2006-10 |
| 9 Boyd Kane | 303 | 67 | 111 | 178 | 03-05, 06-09 |
| 10 Jon Matsumoto | 251 | 81 | 92 | 173 | 2006-10 |

All-Time Regular Season Goaltending Leaders (Wins)

| Name | GP | W | L | OT/SOL | GAA | SV% | SO | Seasons |
|---------------------|-----|-----|-----|--------|------|------|----|-------------------------------|
| 1 Neil Little | 351 | 177 | 121 | 33 | 2.64 | .911 | 18 | 96-98, 99-05 |
| 2 Scott Munroe | 165 | 76 | 64 | 8 | 2.65 | .917 | 11 | 05-09, 12-13 |
| 3 Antero Niittymaki | 147 | 71 | 55 | 12 | 2.19 | .918 | 13 | 2002-05 |
| 4 Brian Boucher | 130 | 66 | 44 | 11 | 2.70 | .906 | 6 | 97-00, 07-08, 09-10, 12-13 |
| 5 Alex Lyon | 113 | 62 | 39 | 10 | 2.74 | .914 | 5 | 2016-19 |



Connor Bunnaman

Connor Bunnaman led all Phantoms rookies in scoring in 2018-19, registering 32 points in 62 games. A fourth-round choice by Philadelphia in the 2016 NHL Draft, Bunnaman finished second on the team with 19 goals, including five game-winners.

History of Team Captains

| | |
|-----------|------------------------|
| 1996-99 | John Stevens |
| 1999-2000 | Peter White, Jeff Tory |
| 2000-01 | Rob Murray |
| 2000-03 | Mark Greig |
| 2003-05 | Boyd Kane |
| 2005-07 | John Slaney |
| 2007-08 | Denis Gauthier |
| 2007-09 | Boyd Kane |
| 2009-10 | Jared Ross |
| 2010-11 | Dan Jancevski |
| 2011-14 | Ben Holmstrom |
| 2014-15 | none |
| 2015-19 | Colin McDonald |

Playoff Facts

| | |
|--|----------------|
| Number participated in: | 12 |
| Number of individual series won: | 17 |
| Number of individual series lost: | 10 |
| Total number of playoff games played: | 133 |
| Games won: | 75 |
| Games lost: | 58 |
| Number of overtime games: | 26 |
| Overtime games won: | 14 |
| Overtime games lost: | 12 |
| Number of games opponents shut out: | 10 |
| Number of games shut out by opponents: | 12 |
| Calder Cup Championships: | 2 (1998, 2005) |
| Losing Finalist: | 0 |

All-Time Playoff Results

| Year | Round | Opponent | Result | GF | GA |
|-------------|------------|---------------------|---------------|-----------|-----------|
| 2019 | DNQ | | | | |
| 2018 | CF | Toronto | L, 0-4 | 6 | 15 |
| | DF | Charlotte | W, 4-1 | 14 | 10 |
| | DSF | Providence | W, 3-1 | 14 | 11 |
| 2017 | DSF | Hershey | L, 2-3 | 12 | 11 |
| 2016 | DNQ | | | | |
| 2015 | DNQ | | | | |
| 2014 | DNQ | | | | |
| 2013 | DNQ | | | | |
| 2012 | DNQ | | | | |
| 2011 | DNQ | | | | |
| 2010 | DNQ | | | | |
| 2009 | DSF | Hershey | L, 0-4 | 6 | 14 |
| 2008 | DF | W-B/Scranton | L, 1-4 | 16 | 21 |
| | DSF | Albany | W, 4-3 | 11 | 12 |
| 2007 | DNQ | | | | |
| 2006 | DNQ | | | | |
| 2005 | F | Chicago | W, 4-0 | 10 | 4 |
| | CF | Providence | W, 4-2 | 18 | 12 |
| | DF | W-B/Scranton | W, 4-1 | 21 | 12 |
| | DSF | Norfolk | W, 4-2 | 16 | 11 |
| 2004 | DF | W-B/Scranton | L, 2-4 | 12 | 17 |
| | DSF | Norfolk | W, 4-2 | 12 | 9 |
| 2003 | DNQ | | | | |
| 2002 | CQF | Syracuse | L, 0-3 | 5 | 12 |
| | Q | Rochester | W, 2-0 | 7 | 4 |
| 2001 | CSF | W-B/Scranton | L, 2-4 | 18 | 18 |
| | CQF | Rochester | W, 3-1 | 11 | 7 |
| 2000 | CQF | Hershey | L, 2-3 | 13 | 15 |
| 1999 | CF | Rochester | L, 2-4 | 12 | 19 |
| | CSF | Kentucky | W, 4-3 | 29 | 21 |
| | CQF | Cincinnati | W, 3-0 | 14 | 7 |
| 1998 | F | Saint John | W, 4-2 | 22 | 19 |
| | CF | Albany | W, 4-2 | 20 | 11 |
| | CSF | Hershey | W, 4-0 | 15 | 7 |
| | CQF | Rochester | W, 3-1 | 18 | 12 |
| 1997 | CSF | Hershey | L, 3-4 | 22 | 21 |
| | CQF | Baltimore | W, 3-0 | 15 | 5 |

LEHIGH VALLEY PHANTOMS

All-Time Playoff Individual Player Records

Players

| | | |
|----------------------------------|----|--|
| Most points in one playoff | 34 | Mike Maneluk, 1998 |
| Most points in one playoff game | 5 | several times; last: Mark Greig, 4/27/01 vs. WBS (3-2) |
| Most goals in one playoff | 13 | Mike Maneluk, 1998 |
| | | Jim Montgomery, 1998 |
| Most goals in one playoff game | 3 | several times; last: Freddy Meyer, 5/20/05 vs. PRO |
| Most assists in one playoff | 21 | Mike Maneluk, 1998 |
| Most assists in one playoff game | 4 | Jim Montgomery, 5/22/98 vs. ALB |
| Most games played all-time | 58 | Peter White |

Goaltenders

| | | |
|---|------|-------------------------|
| Most playoff appearances all-time | 52 | Neil Little |
| Most wins in one playoff season | 15 | Neil Little, 1998 |
| | | Antero Niittymaki, 2005 |
| Most losses in one playoff season | 7 | Brian Boucher, 1999 |
| | | Scott Munroe, 2008 |
| Most shutouts in one playoff season | 3 | Neil Little, 1998 |
| | | Antero Niittymaki, 2005 |
| Lowest GAA in one playoff (min. 5 games) | 1.75 | Antero Niittymaki, 2005 |
| Highest save percentage in one playoff (min. 5 games) | .944 | Alex Lyon, 2018 |

All-Time Playoff Points Leaders

| Player | GP | G | A | PTS | Seasons |
|------------------|----|----|----|-----|--------------|
| 1 Peter White | 58 | 21 | 31 | 52 | 96-00, 02-04 |
| 2 Jim Montgomery | 36 | 17 | 27 | 44 | 1997-99 |
| 3 Mike Maneluk | 24 | 14 | 23 | 37 | 97-98, 99-00 |
| 4 Shawn McCosh | 30 | 9 | 22 | 31 | 1996-98 |
| 5 Jeff Carter | 33 | 16 | 12 | 28 | 2003-05 |
| John Slaney | 48 | 10 | 18 | 28 | 2000-05 |
| 7 Mark Greig | 27 | 10 | 16 | 26 | 1998-2002 |
| Dave MacIsaac | 44 | 7 | 19 | 26 | 1996-99 |
| 9 Patrick Sharp | 22 | 10 | 13 | 23 | 2003-05 |
| Craig Darby | 30 | 8 | 15 | 23 | 1996-98 |
| Paul Healey | 45 | 14 | 9 | 23 | 1996-99 |



PPL Center

PPL Center is a state-of-the-art multipurpose arena in downtown Allentown, Pa. The arena seats more than 10,000 for concerts and more than 8,500 for Lehigh Valley Phantoms games, making it the region's largest events venue. The amenities-packed PPL Center will host more than 150 events each year offering something for everyone, including the Phantoms, live concerts, family shows, trade shows, figure skating events, youth sports, high school and college events, Disney on Ice, conferences, graduations and much more. PPL Center is currently the main catalyst to the revitalization of downtown Allentown.



MANITOBA MOOSE



Mark Chipman
Executive Chairman



Craig Heisinger
General Manager



Pascal Vincent
Head Coach



Winnipeg Jets
NHL Affiliate

Personnel

Executive Chairman & Governor, Winnipeg Jets Mark Chipman
 President & Chief Operating Officer John Olfert
 Executive Vice President/
 General Manager, Winnipeg Jets Kevin Cheveldayoff
 Senior Vice President/Asst. General Manager, Winnipeg Jets/
 General Manager, Manitoba Moose Craig Heisinger
 Vice President and Asst. General Manager, Winnipeg Jets Larry Simmons
 Senior Director, Hockey and Business Operations Brad Andrews
 Team Services Coordinator Bobby Feaster
 Executive Assistant, Hockey Operations Katie Ferniuk
 Coordinator, Team Travel Silvana Gosgnach
 Head Coach Pascal Vincent
 Assistant Coach Eric Dubois
 Assistant Coach Marty Johnston
 Developmental Goaltending Coach and Scout Rick St. Croix
 Video Coach Richard Bue
 Assistant to the Head Coach Tucker Heisinger
 Head Equipment Manager Graham Watt
 Assistant Equipment Manager Robert Cook
 Head Athletic & Strength and Conditioning Trainer Jake Wolff
 Assistant Athletic & Massage Therapist Zach Salmonson
 Assistant Athletic Therapist/
 Assistant Strength and Conditioning Trainer Kyle Vouriot
 Manager, Game Presentation & Content Colin Peterson
 Coordinator, Video Content Austin Siragusa
 Manager, Marketing Annie Chipman
 Coordinator, Community Relations Raquel Payne

Manager, Corporate Partnerships Hart Jacob
 Manager, Partnership Services Emily Gilson
 Manager, Hockey Communications/Broadcaster Daniel Fink
 Coordinator, Hockey Communications Jennifer Redenbach
 Senior Director, Ticket Sales Jeff Mager
 Ticket Sales Representative Marc Harding
 Ticket Sales Representative Justin Augert
 Ticket Sales Representative Talia Gallant
 Ticket Sales Representative Brett Wur
 Account Service Representative Mitchel Doell

Team Information

Club Colors Blue, White, Grey
 Home Arena Bell MTS Place
 Seating Capacity 8,812
 Ticket Prices \$29, \$39, \$43 (fees included)
 Attendance Records Game: 15,015 vs. St. John's, 11/17/04;
 vs. Rochester, 5/13/05
 Season: 345,062 – 2004-05
 Average: 8,626 – 2004-05
 Press Box Location East side, 5th floor
 Flagship Radio Station TSN 1290
 Time Zone Central (EST -1)

Manitoba Moose
 Bell MTS Iceplex
 3969 Portage Avenue
 Winnipeg, MB R3K 1W4
 Phone: (204) 987-7825

Media Directory

Newspaper/Web/Wire

Winnipeg Free Press • Phone (204) 697-7286 • Contact: Steve Lyons, Mike Aporius, Mike McIntyre (@mikemcintyrewwpg), Jason Bell (@WFPJasonBell), Jeff Hamilton (@jeffkhamilton) • www.winnipegfreepress.com • @WinnipegNews
 Winnipeg Sun • Phone (204) 694-2022 • Contact: Ted Wyman (@Ted_Wyman), Paul Friesen (@friesensunmedia), Scott Billeck (@ScottBilleck) • www.winnipegnewsun.com • @WinSunSports
 Illegal Curve • Phone (204) 295-1985 • Contact: Dave Minuk (@ICDave) • www.illegalcurve.com • @IllegalCurve
 The Athletic • Contact: Ken Wiebe (@WiebeAthletic), Murat Ates (@WPGMurat) • www.theathletic.com • @TheAthleticWPG
 Canadian Press • Phone (204) 988-1780 • Contact: Judy Owen • www.thecanadianpress.com • @CdnPress

Television

CBC • Phone (204) 788-3222
 CTV • Phone (204) 788-3300 • @ctvwinnipeg
 Global • Phone (204) 956-2025 • Contact: Russ Hobson • @GlobalWinnipeg
 Radio Canada • Phone (204) 788-3222 • Contact: Pierre-Gabriel Turgeon • @RadioCanadaInfo
 Rogers Sportsnet • Phone (204) 801-3652 • Contact: Sean Reynolds • @Sportsnet
 TSN • Phone (416) 697-6004 • Contact: Sara Orlesky • @TSN_Sports

Radio

TSN 1290 AM • Phone (204) 477-5120 • Contact: Raccoon Carney • @TSN1290Radio
 CJOB 680 AM • Phone (204) 786-2471 • Contact: Kelly Moore • @680CJOB



Manitoba Moose

Season Results

| Season | Aff | Head Coach | GP | W | L | T | OTL | SOL | PTS | GF | GA | Finish | Playoff Result (W-L Record) |
|---------|-----|-------------------|-------|-----|-----|----|-----|-----|-------|-------|-------|-------------------|-------------------------------------|
| 2001-02 | VAN | Stan Smyl | 80 | 39 | 33 | 4 | 4 | -- | 86 | 270 | 260 | 4th, Canadian (9) | Lost Conference Quarterfinals (3-4) |
| 2002-03 | VAN | Stan Smyl | 80 | 37 | 33 | 8 | 2 | -- | 84 | 229 | 228 | 2nd, Canadian (9) | Lost Conference Semifinals (8-6) |
| 2003-04 | VAN | Stan Smyl | 80 | 32 | 35 | 11 | 2 | -- | 77 | 214 | 232 | 6th, North | Did not qualify |
| 2004-05 | VAN | Randy Carlyle | 80 | 44 | 26 | -- | 3 | 7 | 98 | 243 | 210 | 3rd, North | Lost Conference Finals (8-6) |
| 2005-06 | VAN | Alain Vigneault | 80 | 44 | 24 | -- | 7 | 5 | 100 | 243 | 217 | 3rd, North | Lost Division Finals (7-6) |
| 2006-07 | VAN | Scott Arniel | 80 | 45 | 23 | -- | 7 | 5 | 102 | 232 | 201 | 1st, North | Lost Division Finals (6-7) |
| 2007-08 | VAN | Scott Arniel | 80 | 46 | 27 | -- | 3 | 4 | 99 | 236 | 197 | 3rd, North | Lost Division Semifinals (2-4) |
| 2008-09 | VAN | Scott Arniel | 80 | 50 | 23 | -- | 1 | 6 | 107 | 239 | 188 | 1st, North | Lost Calder Cup Finals (14-8) |
| 2009-10 | VAN | Scott Arniel | 80 | 40 | 33 | -- | 5 | 2 | 87 | 204 | 232 | 4th, North | Lost Division Semifinals (2-4) |
| 2010-11 | VAN | Claude Noel | 80 | 43 | 30 | -- | 1 | 6 | 93 | 220 | 210 | 3rd, North | Lost Division Finals (7-7) |
| 2011-15 | | Did not play | | | | | | | | | | | |
| 2015-16 | WPG | Keith McCambridge | 76 | 26 | 41 | -- | 4 | 5 | 61 | 180 | 250 | 7th, Central | Did not qualify |
| 2016-17 | WPG | Pascal Vincent | 76 | 29 | 37 | -- | 5 | 5 | 68 | 197 | 242 | 7th, Central | Did not qualify |
| 2017-18 | WPG | Pascal Vincent | 76 | 42 | 26 | -- | 4 | 4 | 92 | 253 | 198 | 3rd, Central | Lost Division Finals (3-6) |
| 2018-19 | WPG | Pascal Vincent | 76 | 39 | 30 | -- | 5 | 2 | 85 | 197 | 219 | 5th, Central | Did not qualify |
| | | TOTALS | 1,104 | 556 | 421 | 23 | 53 | 51 | 1,239 | 3,157 | 3,084 | | |

...In The System

- Mikhail Berdin (G), 6-3, 180 lbs., catches left. Born 3/1/98, Ufa, Russia
Last year's teams: Manitoba (AHL) 23gp, 12-8-3, 2.34gaa, .92sv%... Jacksonville (ECHL) 28gp, 16-8-2, 2.66gaa, .912sv%
- Michael Spacek (C), 5-11, 190 lbs., shoots right. Born 4/9/97, Pardubice, Czech Rep.
Last year's team: Manitoba (AHL) 74gp, 10+31=41pts.
- Logan Stanley (D), 6-7, 235 lbs., shoots left. Born 5/26/98, Waterloo, Ont.
Last year's team: Manitoba (AHL) 73gp, 6+16=22pts.
- C.J. Suess (C), 5-11, 190 lbs., shoots left. Born 3/17/94, Forest Lake, Minn.
Last year's team: Manitoba (AHL) 26gp, 8+4=12pts.
- Kristian Vesalainen (LW), 6-3, 207 lbs., shoots left. Born 6/1/99, Helsinki, Finland
Last year's teams: Jokerit (KHL) 31gp, 6+11=17pts... Manitoba (AHL) 22gp, 4+9=13pts... Winnipeg (NHL) 5gp, 0+1=1pt.



Logan Shaw

After signing with the Winnipeg Jets in November, Logan Shaw paid immediate dividends for the Moose by scoring nine goals in his first 10 games. He finished the year with 29 goals and 22 assists in 70 AHL contests and represented Manitoba at the 2019 AHL All-Star Classic.

2019-20 Schedule (All Times Local)

| Day | Date | Time | Opponent | Day | Date | Time | Opponent |
|-----|----------|----------|----------------|-----|---------|---------|----------------|
| Fri | 10/4/19 | 7:00 PM | @ San Antonio | Fri | 1/10/20 | 7:00 PM | @ Grand Rapids |
| Sat | 10/5/19 | 7:00 PM | @ Texas | Sat | 1/11/20 | 7:00 PM | @ Grand Rapids |
| Fri | 10/11/19 | 7:00 PM | Toronto | Mon | 1/13/20 | 7:00 PM | Belleville |
| Sat | 10/12/19 | 2:00 PM | Toronto | Wed | 1/15/20 | 7:00 PM | Belleville |
| Fri | 10/18/19 | 7:00 PM | Iowa | Sat | 1/18/20 | 2:00 PM | Laval |
| Sat | 10/19/19 | 6:00 PM | Iowa | Sun | 1/19/20 | 2:00 PM | Laval |
| Fri | 10/25/19 | 7:00 PM | @ Grand Rapids | Fri | 1/24/20 | 7:00 PM | @ Iowa |
| Sat | 10/26/19 | 7:00 PM | @ Chicago | Sat | 1/25/20 | 6:00 PM | @ Iowa |
| Sat | 11/2/19 | 2:00 PM | Grand Rapids | Fri | 1/31/20 | 7:00 PM | @ Rockford |
| Sun | 11/3/19 | 2:00 PM | Grand Rapids | Sat | 2/1/20 | 7:00 PM | @ Chicago |
| Wed | 11/6/19 | 10:30 AM | @ Milwaukee | Thu | 2/6/20 | 7:00 PM | Chicago |
| Fri | 11/8/19 | 7:00 PM | @ Rockford | Fri | 2/7/20 | 7:00 PM | Chicago |
| Sat | 11/9/19 | 7:00 PM | @ Chicago | Wed | 2/12/20 | 7:00 PM | Rockford |
| Mon | 11/11/19 | 4:00 PM | Texas | Thu | 2/13/20 | 7:00 PM | Rockford |
| Wed | 11/13/19 | 7:00 PM | Texas | Sat | 2/15/20 | 6:00 PM | Milwaukee |
| Fri | 11/15/19 | 7:00 PM | San Antonio | Mon | 2/17/20 | 2:00 PM | Milwaukee |
| Sun | 11/17/19 | 2:00 PM | San Antonio | Wed | 2/19/20 | 7:00 PM | @ Laval |
| Wed | 11/20/19 | 7:00 PM | @ Belleville | Fri | 2/21/20 | 7:30 PM | @ Laval |
| Sat | 11/23/19 | 4:00 PM | @ Toronto | Sat | 2/22/20 | 7:00 PM | @ Belleville |
| Sun | 11/24/19 | 4:00 PM | @ Toronto | Sat | 2/29/20 | 2:00 PM | Chicago |
| Wed | 11/27/19 | 7:00 PM | @ Milwaukee | Sun | 3/1/20 | 2:00 PM | Chicago |
| Fri | 11/29/19 | 7:00 PM | @ Grand Rapids | Sat | 3/7/20 | 6:00 PM | Iowa |
| Sat | 11/30/19 | 7:00 PM | @ Chicago | Sun | 3/8/20 | 2:00 PM | Iowa |
| Tue | 12/3/19 | 7:00 PM | @ Rockford | Fri | 3/13/20 | 7:00 PM | @ Milwaukee |
| Fri | 12/6/19 | 7:00 PM | Chicago | Sat | 3/14/20 | 6:00 PM | @ Milwaukee |
| Sat | 12/7/19 | 6:00 PM | Chicago | Sun | 3/15/20 | 3:00 PM | @ Chicago |
| Wed | 12/11/19 | 7:00 PM | @ Texas | Wed | 3/18/20 | 7:00 PM | @ Texas |
| Fri | 12/13/19 | 7:00 PM | @ Texas | Sat | 3/21/20 | 7:00 PM | @ San Antonio |
| Sat | 12/14/19 | 7:00 PM | @ San Antonio | Mon | 3/23/20 | 7:00 PM | @ San Antonio |
| Tue | 12/17/19 | 7:05 PM | @ Colorado | Thu | 3/26/20 | 7:00 PM | Texas |
| Wed | 12/18/19 | 7:05 PM | @ Colorado | Sat | 3/28/20 | 6:00 PM | Texas |
| Sat | 12/21/19 | 6:00 PM | San Antonio | Tue | 3/31/20 | 7:00 PM | Milwaukee |
| Sun | 12/22/19 | 2:00 PM | San Antonio | Wed | 4/1/20 | 7:00 PM | Milwaukee |
| Sun | 12/29/19 | 2:00 PM | Rockford | Sat | 4/4/20 | 6:00 PM | Grand Rapids |
| Tue | 12/31/19 | 4:00 PM | Rockford | Sun | 4/5/20 | 2:00 PM | Grand Rapids |
| Fri | 1/3/20 | 7:00 PM | Colorado | Wed | 4/8/20 | 7:00 PM | @ Iowa |
| Sat | 1/4/20 | 6:00 PM | Colorado | Fri | 4/10/20 | 7:00 PM | @ Iowa |
| Wed | 1/8/20 | 7:00 PM | @ Rockford | Sat | 4/11/20 | 7:00 PM | @ Chicago |



Bell MTS Place

Opened in November 2004 and owned by True North Sports + Entertainment, Bell MTS Place, which hosted capacity crowds for the 2006 AHL All-Star Classic and the 2009 Calder Cup Finals, is a multi-use facility that includes 55 luxury suites. Home to the NHL's Winnipeg Jets since 2011, Bell MTS Place was constructed on the site of a former city landmark and recently underwent significant upgrades to both the seating bowl and concourse areas, cementing its place among the top facilities in North America.



All-Time Regular Season Team Records

| | | | |
|---|----------|-------|------------------------------|
| Division championships (regular season)..... | 2 | | 2006-07, 2008-09 |
| Overall regular season point championships..... | 1 | | 2008-09 |
| Most points in one season..... | 107 | | 2008-09 |
| Fewest points in one season..... | 61 | | 2015-16 |
| Most wins in one season..... | 50 | | 2008-09 |
| Fewest wins in one season..... | 26 | | 2015-16 |
| Most losses in one season (L+OTL)..... | 45 | | 2015-16 |
| Fewest losses in one season (L+OTL)..... | 24 | | 2008-09 |
| Most ties in one season..... | 11 | | 2003-04 |
| Fewest ties in one season..... | 4 | | 2001-02 |
| Most shootout losses in one season..... | 7 | | 2004-05 |
| Fewest shootout losses in one season..... | 2 | | 2009-10, 2018-19 |
| Most goals scored in one season..... | 270 | | 2001-02 |
| Fewest goals scored in one season..... | 180 | | 2015-16 |
| Most goals allowed in one season..... | 260 | | 2001-02 |
| Fewest goals allowed in one season..... | 188 | | 2008-09 |
| Most penalty minutes in one season..... | 1,921 | | 2001-02 |
| Fewest penalty minutes in one season..... | 1,050 | | 2018-19 |
| Longest winning streak overall..... | 10 games | | 3/2/08-3/26/08 |
| Longest winning streak at home..... | 9 games | | 2/3/07-3/10/07 |
| Longest winning streak away..... | 8 games | | 2/24/08-3/26/08 |
| | | | 1/9/09-1/24/09 |
| Longest undefeated streak overall..... | 10 games | | 3/2/08-3/26/08 (10-0-0-0) |
| Longest undefeated streak at home..... | 9 games | | 2/3/07-3/10/07 (9-0-0-0) |
| Longest undefeated streak away..... | 8 games | | 2/24/08-3/26/08 (8-0-0-0) |
| Longest points streak overall..... | 16 games | | 11/15/17-12/22/17 (15-0-0-1) |
| Longest points streak at home..... | 12 games | | 10/27/17-12/22/17 (9-0-1-2) |
| | | | 12/30/18-2/15/19 (11-0-0-1) |
| Longest points streak on road..... | 14 games | | 10/29/04-1/16/05 (12-0-1-1) |
| | | | 1/9/09-2/15/09 (12-0-0-2) |
| Longest losing streak (L+OTL) overall..... | 6 games | | 1/10/08-1/18/08 |
| | | | 1/15/10-1/29/10 |
| | | | 3/4/17-3/14/17 |
| Longest losing streak (L+OTL) at home..... | 5 games | | 10/15/15-11/12/15 |
| | | | 3/24/18-3/31/18 |
| Longest losing streak (L+OTL) away..... | 7 games | | 2/7/04-3/15/04 |
| Longest winless streak overall..... | 9 games | | 1/16/16-2/4/16 (0-6-2-1) |
| Longest winless streak at home..... | 5 games | | 1/8/10-2/5/10 (0-3-1-1) |
| | | | 10/15/15-11/12/15 (0-4-1-0) |
| | | | 3/9/17-3/17/17 (0-4-0-1) |
| | | | 3/24/18-3/31/18 (0-5-0-0) |
| Longest winless streak away..... | 7 games | | 1/4/03-1/31/03 (0-6-1-0) |
| | | | 2/7/04-3/15/04 (0-7-0-0) |

All-Time Regular Season Individual Player Records

| | |
|--|--|
| Players | |
| Most points in one season..... | 86 Jason Krog, 2008-09 |
| Most goals in one season..... | 37 Jesse Schultz, 2005-06 |
| Most assists in one season..... | 66 Peter Sarno, 2004-05 |
| Most penalty minutes in one season..... | 285 Wade Brookbank, 2004-05 |
| Most power-play goals in one season..... | 16 Lee Goren, 2004-05 |
| | Jason Jaffray, 2006-07 |
| Most shorthanded goals in one season..... | 5 Mike Brown, 2005-06 |
| Most game-winning goals in one season..... | 9 Jason Jaffray, 2006-07 |
| Most points in one game..... | 5 Peter Sarno, 4/15/05 vs. CLE (2-3) |
| | Mason Raymond, 11/21/07 at ROC (3-2) |
| | JC Lipon, 2/6/16 vs. TOR (1-4) |
| | Buddy Robinson, 12/15/17 at BEL (1-4) |
| Most goals in one game..... | 4 Brandon Reid, 2/20/04 vs. SA |
| | Jason Jaffray, 10/24/06 at CHI |
| Most assists in one game..... | 4 several times; last: |
| | Buddy Robinson, 12/15/17 at BEL |

Goaltenders

| | | | |
|--|-------|-------|-----------------------------|
| Most appearances in one season..... | 60 | | Cory Schneider, 2009-10 |
| Most minutes played in one season..... | 3,557 | | Cory Schneider, 2009-10 |
| Most wins in one season..... | 35 | | Cory Schneider, 2009-10 |
| Most losses in one season..... | 26 | | Eric Comrie, 2016-17 |
| Most ties/OT/shootout losses in one season..... | 7 | | Eric Comrie, 2015-16 |
| Most shutouts in one season..... | 6 | | Wade Flaherty, 2005-06 |
| Lowest GAA in one season (min. 25 gms.)..... | 2.04 | | Cory Schneider, 2008-09 |
| Highest save percentage in one season (min. 25 gms.)..... | .935 | | Michael Hutchinson, 2017-18 |

All-Time Regular Season Points Leaders

| Name | GP | G | A | PTS | Seasons |
|---------------------|-----|----|-----|-----|--------------|
| 1 Jason Jaffray | 269 | 96 | 139 | 235 | 04-09, 10-11 |
| 2 Nolan Baumgartner | 385 | 41 | 144 | 185 | 02-05, 07-11 |
| 3 Brandon Reid | 259 | 70 | 111 | 181 | 01-04, 06-07 |
| 4 Lee Goren | 193 | 80 | 91 | 171 | 2004-07 |
| 5 Brad Moran | 143 | 47 | 102 | 149 | 2006-08 |
| Jason King | 191 | 77 | 72 | 149 | 2002-06 |
| 7 Jesse Schultz | 219 | 64 | 67 | 131 | 2003-07 |
| 8 Ryan Ready | 204 | 54 | 76 | 130 | 2001-04 |
| 9 JC Lipon | 244 | 53 | 71 | 124 | 2015-19 |
| 10 Michael Grabner | 180 | 68 | 52 | 120 | 2006-10 |

All-Time Regular Season Goaltending Leaders (Wins)

| Name | GP | W | L | OT/SOL | GAA | SV% | SO | Seasons |
|------------------|-----|----|----|--------|------|------|----|---------|
| 1 Cory Schneider | 136 | 83 | 43 | 5 | 2.31 | .920 | 12 | 2007-10 |
| 2 Eric Comrie | 178 | 75 | 80 | 20 | 2.85 | .912 | 8 | 2015-19 |
| 3 Alex Auld | 148 | 69 | 62 | 11 | 2.71 | .907 | 10 | 2001-05 |
| 4 Wade Flaherty | 117 | 62 | 36 | 9 | 2.39 | .916 | 12 | 2004-07 |
| 5 Drew MacIntyre | 87 | 49 | 30 | 4 | 2.26 | .921 | 5 | 2006-08 |



Logan Stanley

The Moose relied heavily on defenseman Logan Stanley in his first season of professional hockey in 2018-19. The 6-foot-7 blueliner was named the club's rookie of the year while posting six goals and 16 assists in 73 games. Stanley was a first-round pick by Winnipeg (18th overall) in the 2016 NHL Draft.

DID YOU KNOW?

The Moose matched a franchise record in 2018-19 by winning 25 home games, racking up a 19-3-1-1 record in their final 24 contests at Bell MTS Place.



Playoff Facts

| | |
|--|----------|
| Number participated in: | 10 |
| Number of individual series won: | 12 |
| Number of individual series lost: | 10 |
| Total number of playoff games played: | 118 |
| Games won: | 60 |
| Games lost: | 58 |
| Number of overtime games: | 26 |
| Overtime games won: | 9 |
| Overtime games lost: | 17 |
| Number of games opponents shut out: | 6 |
| Number of games shut out by opponents: | 8 |
| Calder Cup Championships: | 0 |
| Losing Finalist: | 1 (2009) |

All-Time Playoff Points Leaders

| | Player | GP | G | A | PTS | Seasons |
|---|--------------------|----|----|----|-----|---------|
| 1 | Jason Jaffray | 66 | 25 | 28 | 53 | 2004-11 |
| 2 | Lee Goren | 40 | 17 | 15 | 32 | 2004-07 |
| 3 | Guillaume Desbiens | 41 | 8 | 17 | 25 | 2008-11 |
| 4 | Josh Green | 24 | 14 | 10 | 24 | 2004-06 |
| 5 | Marco Rosa | 20 | 7 | 13 | 20 | 2009-11 |
| | Michael Grabner | 26 | 13 | 7 | 20 | 2006-09 |
| | Mike Keane | 59 | 8 | 12 | 20 | 2005-10 |
| 8 | Jesse Schultz | 34 | 8 | 9 | 17 | 2004-07 |
| 9 | Brad Moran | 19 | 6 | 10 | 16 | 2006-08 |
| | Alexandre Burrows | 27 | 6 | 10 | 16 | 2004-06 |
| | Maxime Fortunus | 54 | 4 | 12 | 16 | 2005-09 |

All-Time Playoff Results

| Year | Round | Opponent | Result | GF | GA |
|------|-------|--------------|--------|----|----|
| 2019 | DNQ | | | | |
| 2018 | DF | Rockford | L, 0-4 | 7 | 18 |
| | DSF | Grand Rapids | W, 3-2 | 15 | 14 |
| 2017 | DNQ | | | | |
| 2016 | DNQ | | | | |
| 2011 | DF | Hamilton | L, 3-4 | 13 | 20 |
| | DSF | Lake Erie | W, 4-3 | 20 | 18 |
| 2010 | DSF | Hamilton | L, 2-4 | 20 | 22 |
| 2009 | F | Hershey | L, 2-4 | 12 | 17 |
| | CF | Houston | W, 4-2 | 21 | 16 |
| | DF | Grand Rapids | W, 4-0 | 10 | 5 |
| | DSF | Toronto | W, 4-2 | 21 | 12 |
| 2008 | DSF | Syracuse | L, 2-4 | 14 | 14 |
| 2007 | DF | Hamilton | L, 2-4 | 12 | 15 |
| | DSF | Grand Rapids | W, 4-3 | 16 | 13 |
| 2006 | DF | Grand Rapids | L, 3-4 | 23 | 19 |
| | DSF | Syracuse | W, 4-2 | 15 | 10 |
| 2005 | CF | Chicago | L, 0-4 | 6 | 15 |
| | DF | Rochester | W, 4-1 | 15 | 11 |
| | DSF | St. John's | W, 4-1 | 18 | 13 |
| 2004 | DNQ | | | | |
| 2003 | CSF | Hamilton | L, 3-4 | 16 | 21 |
| | CQF | Providence | W, 3-1 | 6 | 4 |
| | Q | Portland | W, 2-1 | 12 | 8 |
| 2002 | CQF | Bridgeport | L, 1-3 | 7 | 13 |
| | Q | Worcester | W, 2-1 | 8 | 8 |

History of Team Captains

| | |
|---------|-------------------|
| 2001-03 | Brian Chapman |
| 2003-04 | Dallas Eakins |
| 2004-05 | Nolan Baumgartner |
| 2005-10 | Mike Keane |
| 2010-11 | Nolan Baumgartner |
| 2015-16 | John Albert |
| 2016-18 | Patrice Cormier |
| 2018-19 | Peter Stoykewych |

All-Time Playoff Individual Player Records

Players

| | | |
|-------------------------------------|----|--|
| Most points in one playoff | 23 | Jason Krog, 2009 |
| Most points in one playoff game | 4 | Jason Krog, 4/23/09 at TOR (2-2) Jordan Schroeder, 4/19/10 vs. HAM (3-1) Guillaume Desbiens, 4/19/10 vs. HAM (1-3) Marco Rosa, 4/16/11 at LE (2-2) Chase De Leo, 4/25/18 at GR (1-3) |
| Most goals in one playoff | 10 | Lee Goren, 2005 Michael Grabner, 2009 |
| Most goals in one playoff game | 3 | Ryan Ready, 4/18/02 vs. BRI Josh Green, 5/13/05 vs. ROC Jason Jaffray, 5/1/07 vs. GR Jason Jaffray, 6/2/09 vs. HER Jordan Schroeder, 4/19/10 vs. HAM |
| Most assists in one playoff | 15 | Jason Krog, 2009 |
| Most assists in one playoff game | 3 | Kevin Biekse, 5/11/06 vs. GR Guillaume Desbiens, 4/19/10 vs. HAM Chase De Leo, 4/25/18 at GR |
| Most playoff games played, all-time | 66 | Jason Jaffray |

Goaltenders

| | | |
|--|------|---|
| Most playoff appearances all-time | 34 | Cory Schneider |
| Most wins in one playoff | 14 | Cory Schneider, 2009 |
| Most losses in one playoff | 7 | Cory Schneider, 2009 |
| Most shutouts in one playoff | 2 | Wade Flaherty, 2005 Eddie Lack, 2011 |
| Lowest GAA in one playoff (min. 5 gms.) | 1.91 | Mike Minard, 2003 |
| Highest save percentage in one playoff (min. 5 gms.) | .938 | Cory Schneider, 2008 |



Seth Griffith

Veteran forward Seth Griffith made an impact with the Moose in his first season in the organization, leading the team with 57 points (16 goals, 41 assists) in 69 games. Griffith tied for second in the entire AHL with 26 power-play assists in 2018-19.





MILWAUKEE ADMIRALS



Jon Greenberg
President



Scott Nichol
General Manager



Karl Taylor
Head Coach



Nashville Predators
NHL Affiliate

Personnel

| | |
|---|-------------------------------|
| Governor/Chief Executive Officer..... | Harris Turer |
| President | Jon Greenberg |
| General Manager | Scott Nichol |
| Head Coach | Karl Taylor |
| Assistant Coach..... | Scott Ford |
| Assistant Coach..... | Greg Rallo |
| Athletic Trainer | Doug Agnew |
| Equipment Manager..... | Kris Stierwalt |
| Strength Coach..... | Jason Nordby |
| Director of Hockey Operations..... | Ryan Costello |
| Vice President, Business Development..... | Mike Wojciechowski |
| Vice President, Communications..... | Charlie Larson |
| Vice President, Ticket Sales | John Bitter |
| Director of Entertainment | Heather Wojciechowski-DeCaire |
| Director of Group Sales..... | Nathan Harker |
| Director of Ticket Operations..... | Brian Martens |
| Director of Season Ticket Sales..... | Kory Schooley |
| New Media Coordinator | Jaymee Ebbers |
| Senior Account Executive..... | Ryan McCampbell |
| Account Executive | Kevin Karlson |
| Account Executive | Megan Chatterton |
| Account Executive | Colton St. Vincent |
| Manager of Ticket Operations and Fan Services | Ryan Harrington |
| Executive Assistant | Marcy Schneider |
| Director of Merchandise and Purchasing..... | Sara Shumar |
| Play-By-Play Broadcaster | Aaron Sims |
| Entertainment Coordinator | Nick Wojciechowski |

Team Information

| | |
|------------------------------|-----------------------------------|
| Club Colors | Navy Blue, Ice Blue, Gray |
| Home Arena | UW-Milwaukee Panther Arena |
| Seating Capacity..... | 9,450 |
| Ticket Prices..... | \$15, \$21, \$27, \$37 |
| Attendance Records | Game: 17,653 vs. Chicago, 4/14/06 |
| | Season: 253,168 – 2001-02 |
| | Average: 6,329 – 2001-02 |
| Press Box Location..... | East Side, Section 408 |
| Flagship Radio Station | 920 WOKY, The Big 920 |
| Time Zone..... | Central (EST -1) |

Milwaukee Admirals
510 W. Kilbourn Ave., Suite B
Milwaukee, WI 53203
Phone: (414) 227-0550



Media Directory

Newspaper/Wire

Milwaukee Journal Sentinel (AM) • Phone (414) 224-2310 • Contact: Dave Kallman (@davekallman) • www.jsonline.com • @js_newswatch
Waukesha Freeman (PM) • Phone (262) 542-2509 • Contact: Lee Fensin • @waukeshafreeman
Racine Journal Times (AM) • Phone (262) 634-3322 • Contact: Susan Shemanske • @racsportszone
OnMilwaukee.com • Phone (414) 272-0557 • Contact: Jimmy Carlton • www.onmilwaukee.com • @onmilwaukee
Associated Press • Phone (414) 225-3580 • www.ap.org • @AP

Television

WTMJ-TV Ch. 4 (NBC) • Phone (414) 332-9611 • Contact: Rick Rietbrock (@rrietbrock) • @wtmj4news
WITI-TV Ch. 6 (Fox) • Phone (414) 586-2181 • Contact: Tim Van Vooren (@tvvfoxsix) • @fox6sports
WISN-TV Ch. 12 (ABC) • Phone (414) 937-3335 • Contact: Dan Needles (@dneedles12) • @wisn12news
WDJT-TV Ch. 58 (CBS) • Phone (414) 607-8127 • Contact: Kevin Holden (@321cuekevin) • @cbs58
Spectrum News 1 Wisconsin • Phone (414) 908-4744 • Contact: Dennis Krause (@denniskrause1) • @SpectrumNews1WI

Radio

WSSP-AM 1250 • Phone (414) 529-1250 • Contact: Tom Parker (@newstalksports) • @1250wssp
ESPN Radio Milwaukee 540 AM • Phone (414) 273-3776 • Contact: Steve Politziner • @espnmilwaukee
WISN-AM 1130 • Phone (414) 545-8900 • @newstalk1130
WTMJ-AM 620 • Phone (414) 332-9611 • Contact: Greg Matzek (@gmatzek) • @620wtmj
WOKY-AM 920 • Phone (414) 545-8500 • Contact: Tim Scott • www.thebig920.com • @thebig920



Season Results

| Season | Aff | Head Coach | GP | W | L | T | OTL | SOL | PTS | GF | GA | Finish | Playoff Result (W-L Record) |
|----------------|------------|--------------------------|--------------|------------|------------|-----------|-----------|-----------|--------------|--------------|--------------|-------------------|-------------------------------------|
| 2001-02 | NSH | David Allison | 80 | 30 | 35 | 10 | 5 | -- | 75 | 198 | 207 | 5th, West (11) | Did not qualify |
| 2002-03 | NSH | Peter Horachek | 80 | 32 | 27 | 14 | 7 | -- | 85 | 247 | 251 | 4th, West (7) | Lost Conference Quarterfinals (2-4) |
| 2003-04 | NSH | Claude Noel | 80 | 46 | 24 | 7 | 3 | -- | 102 | 269 | 191 | 1st, West | Won Calder Cup (16-6) |
| 2004-05 | NSH | Claude Noel | 80 | 47 | 24 | -- | 4 | 5 | 103 | 247 | 207 | 2nd, West | Lost Division Semifinals (3-4) |
| 2005-06 | NSH | Claude Noel | 80 | 49 | 21 | -- | 6 | 4 | 108 | 268 | 234 | 1st, West | Lost Calder Cup Finals (14-7) |
| 2006-07 | NSH | Claude Noel | 80 | 41 | 25 | -- | 4 | 10 | 96 | 227 | 230 | 3rd, West | Lost Division Semifinals (0-4) |
| 2007-08 | NSH | Lane Lambert | 80 | 44 | 29 | -- | 4 | 3 | 95 | 231 | 212 | 4th, West | Lost Division Semifinals (2-4) |
| 2008-09 | NSH | Lane Lambert | 80 | 49 | 22 | -- | 3 | 6 | 107 | 229 | 195 | 1st, West | Lost Division Finals (7-4) |
| 2009-10 | NSH | Lane Lambert | 80 | 41 | 30 | -- | 2 | 7 | 91 | 237 | 220 | 4th, West | Lost Division Semifinals (3-4) |
| 2010-11 | NSH | Lane Lambert | 80 | 44 | 22 | -- | 6 | 8 | 102 | 226 | 194 | 1st, West | Lost Division Finals (7-6) |
| 2011-12 | NSH | Kirk Muller, Ian Herbers | 76 | 40 | 29 | -- | 2 | 5 | 87 | 210 | 190 | 2nd, Midwest (5) | Lost Conference Quarterfinals (0-3) |
| 2012-13 | NSH | Dean Evason | 76 | 41 | 28 | -- | 4 | 3 | 89 | 197 | 200 | 2nd, Midwest (8) | Lost Conference Quarterfinals (1-3) |
| 2013-14 | NSH | Dean Evason | 76 | 39 | 24 | -- | 6 | 7 | 91 | 215 | 199 | 3rd, Midwest (6) | Lost Conference Quarterfinals (0-3) |
| 2014-15 | NSH | Dean Evason | 76 | 33 | 28 | -- | 8 | 7 | 81 | 206 | 218 | 5th, Midwest (11) | Did not qualify |
| 2015-16 | NSH | Dean Evason | 76 | 48 | 23 | -- | 3 | 2 | 101 | 224 | 193 | 1st, Central | Lost Division Semifinals (0-3) |
| 2016-17 | NSH | Dean Evason | 76 | 43 | 26 | -- | 4 | 3 | 93 | 225 | 215 | 3rd, Central | Lost Division Semifinals (0-3) |
| 2017-18 | NSH | Dean Evason | 76 | 38 | 32 | -- | 4 | 2 | 82 | 216 | 235 | 6th, Central | Did not qualify |
| 2018-19 | NSH | Karl Taylor | 76 | 36 | 24 | -- | 14 | 2 | 88 | 217 | 207 | 2nd, Central | Lost Division Semifinals (2-3) |
| TOTALS | | | 1,408 | 741 | 473 | 31 | 89 | 74 | 1,676 | 4,089 | 3,798 | | |

NOTE: 2011-12 -- Muller (10-6-0-1), Herbers (30-23-2-4)

...In The System

- Frederic Allard (D), 6-1, 184 lbs., shoots left. Born 12/27/97, St-Sauveur, Que.
Last year's team: Milwaukee (AHL) 65gp, 4+25=29pts.
- Connor Ingram (G), 6-1, 202 lbs., catches left. Born 3/31/97, Saskatoon, Sask.
Last year's teams: Syracuse (AHL) 22gp, 14-7-0, 2.26gaa, .922sv%... Orlando (ECHL) 13gp, 8-2-0, 2.81gaa, .914sv%
- Tanner Jeannot (LW), 6-2, 216 lbs., shoots left. Born 5/29/97, Oxbow, Sask.
Last year's team: Milwaukee (AHL) 37gp, 7+4=11pts.
- Rem Pitlick (C), 5-11, 196 lbs., shoots left. Born 4/2/97, Ottawa, Ont.
Last year's teams: U. of Minnesota (NCAA) 38gp, 21+24=45pts... Nashville (NHL) 1gp, 0+0=0pts.
- Eeli Tolvanen (F), 5-10, 190 lbs., shoots left. Born 4/22/99, Vihti, Finland
Last year's teams: Milwaukee (AHL) 58gp, 15+20=35pts... Nashville (NHL) 4gp, 1+1=2pts.



Anthony Richard

Anthony Richard finished the 2018-19 season with career highs in all offensive categories, posting 24 goals and 23 assists for 47 points in 73 games. Richard also made his NHL debut last season, skating in Nashville's 5-2 win over Chicago on Dec. 1.

2019-20 Schedule (All Times Local)

| Day | Date | Time | Opponent | Day | Date | Time | Opponent |
|-----|----------|----------|----------------|-----|---------|----------|----------------|
| Sun | 10/6/19 | 3:00 PM | @ Iowa | Sat | 1/11/20 | 6:00 PM | Rockford |
| Fri | 10/11/19 | 7:00 PM | @ Grand Rapids | Tue | 1/14/20 | 7:00 PM | @ Rockford |
| Sat | 10/12/19 | 6:00 PM | Laval | Wed | 1/15/20 | 7:00 PM | Chicago |
| Fri | 10/18/19 | 7:00 PM | Colorado | Sat | 1/18/20 | 7:00 PM | @ Chicago |
| Sat | 10/19/19 | 6:00 PM | Colorado | Tue | 1/21/20 | 7:00 PM | Belleville |
| Sun | 10/20/19 | 3:00 PM | @ Chicago | Fri | 1/24/20 | 7:00 PM | Rockford |
| Wed | 10/23/19 | 7:00 PM | @ Grand Rapids | Sat | 1/25/20 | 6:00 PM | @ Rockford |
| Fri | 10/25/19 | 7:00 PM | Texas | Fri | 1/31/20 | 7:00 PM | @ Chicago |
| Tue | 10/29/19 | 7:00 PM | Texas | Sat | 2/1/20 | 6:00 PM | @ Rockford |
| Fri | 11/1/19 | 7:00 PM | Iowa | Wed | 2/5/20 | 7:00 PM | Grand Rapids |
| Sat | 11/2/19 | 6:00 PM | Chicago | Fri | 2/7/20 | 7:00 PM | Texas |
| Wed | 11/6/19 | 10:30 AM | Manitoba | Wed | 2/12/20 | 7:00 PM | Texas |
| Fri | 11/8/19 | 7:00 PM | @ San Antonio | Thu | 2/13/20 | 7:00 PM | @ Chicago |
| Sun | 11/10/19 | 3:00 PM | @ San Antonio | Sat | 2/15/20 | 6:00 PM | @ Manitoba |
| Wed | 11/13/19 | 7:00 PM | Chicago | Mon | 2/17/20 | 2:00 PM | @ Manitoba |
| Fri | 11/15/19 | 7:30 PM | @ Laval | Wed | 2/19/20 | 7:00 PM | Iowa |
| Sat | 11/16/19 | 7:00 PM | @ Belleville | Fri | 2/21/20 | 7:00 PM | Chicago |
| Tue | 11/19/19 | 7:00 PM | @ Iowa | Sat | 2/22/20 | 6:00 PM | Rockford |
| Fri | 11/22/19 | 7:00 PM | @ Grand Rapids | Wed | 2/26/20 | 7:00 PM | San Antonio |
| Sat | 11/23/19 | 6:00 PM | Grand Rapids | Sat | 2/29/20 | 7:05 PM | @ Colorado |
| Wed | 11/27/19 | 7:00 PM | Manitoba | Sun | 3/1/20 | 3:05 PM | @ Colorado |
| Sat | 11/30/19 | 7:00 PM | @ San Antonio | Wed | 3/4/20 | 7:00 PM | @ Texas |
| Sun | 12/1/19 | 5:00 PM | @ Texas | Sat | 3/7/20 | 7:00 PM | @ Texas |
| Tue | 12/3/19 | 7:00 PM | @ Texas | Sun | 3/8/20 | 3:00 PM | @ San Antonio |
| Fri | 12/6/19 | 7:00 PM | Iowa | Wed | 3/11/20 | 10:30 AM | San Antonio |
| Sat | 12/7/19 | 6:00 PM | @ Rockford | Fri | 3/13/20 | 7:00 PM | Manitoba |
| Tue | 12/10/19 | 7:00 PM | @ Rockford | Sat | 3/14/20 | 6:00 PM | Manitoba |
| Fri | 12/13/19 | 7:00 PM | Chicago | Wed | 3/18/20 | 7:00 PM | @ Rockford |
| Sat | 12/14/19 | 7:00 PM | @ Chicago | Fri | 3/20/20 | 7:00 PM | @ Iowa |
| Wed | 12/18/19 | 7:00 PM | San Antonio | Sun | 3/22/20 | 3:00 PM | Rockford |
| Fri | 12/20/19 | 7:00 PM | Cleveland | Wed | 3/25/20 | 7:00 PM | Cleveland |
| Fri | 12/27/19 | 7:00 PM | @ Grand Rapids | Fri | 3/27/20 | 7:00 PM | San Antonio |
| Sat | 12/28/19 | 6:00 PM | Grand Rapids | Sat | 3/28/20 | 7:00 PM | @ Grand Rapids |
| Sun | 12/29/19 | 3:00 PM | @ Chicago | Tue | 3/31/20 | 7:00 PM | @ Manitoba |
| Fri | 1/3/20 | 7:00 PM | @ Cleveland | Wed | 4/1/20 | 7:00 PM | @ Manitoba |
| Sat | 1/4/20 | 1:00 PM | @ Cleveland | Sat | 4/4/20 | 6:00 PM | Rockford |
| Wed | 1/8/20 | 7:00 PM | Grand Rapids | Wed | 4/8/20 | 7:00 PM | Chicago |
| Fri | 1/10/20 | 7:00 PM | Rockford | Sat | 4/11/20 | 6:00 PM | Grand Rapids |

DID YOU KNOW?

The Admirals finished the 2018-19 regular season with a 14-game points streak (11-0-2-1) to finish second in the Central Division and return to the Calder Cup Playoffs after a one-year absence.



All-Time Regular Season Team Records

| | | |
|---|-------------|---|
| Division championships (regular season)..... | 5 | 2003-04, 2005-06, 2008-09, 2010-11, 2015-16 |
| Overall regular season point championships..... | 1 | 2003-04 |
| Most points in one season..... | 108 | 2005-06 |
| Fewest points in one season..... | 75 | 2001-02 |
| Most wins in one season..... | 49 | 2005-06, 2008-09 |
| Fewest wins in one season..... | 30 | 2001-02 |
| Most losses in one season (L+OTL)..... | 40 | 2001-02 |
| Fewest losses in one season (L+OTL)..... | 25 | 2008-09 |
| Most ties in one season..... | 14 | 2002-03 |
| Fewest ties in one season..... | 7 | 2003-04 |
| Most shootout losses in one season..... | 10 | 2006-07 |
| Fewest shootout losses in one season..... | 2 | 2015-16, 2017-18, 2018-19 |
| Most goals scored in one season..... | 269 | 2003-04 |
| Fewest goals scored in one season..... | 197 | 2012-13 |
| Most goals allowed in one season..... | 251 | 2002-03 |
| Fewest goals allowed in one season..... | 191 | 2003-04 |
| Most penalty minutes in one season..... | 1,930 | 2004-05 |
| Fewest penalty minutes in one season..... | 948 | 2017-18 |
| Longest winning streak overall..... | 10 games.. | 11/5/15-11/24/15 |
| Longest winning streak at home..... | 10 games.. | 11/16/08-1/3/09 |
| Longest winning streak away..... | 6 games.... | 1/9/15-2/7/15 |
| Longest undefeated streak overall..... | 9 games.... | 1/3/15-1/23/15 (9-0-0-0) |
| Longest undefeated streak at home..... | 10 games.. | 11/16/08-1/3/09 (10-0-0-0) |
| Longest undefeated streak away..... | 6 games.... | 1/9/15-2/7/15 (6-0-0-0) |
| Longest points streak overall..... | 14 games.. | 3/10/19-end of season (11-0-2-1) |
| Longest points streak at home..... | 11 games.. | 11/16/08-1/8/09 (10-0-0-1) |
| Longest points streak on road..... | 16 games.. | 1/15/11-end of season (10-0-4-2) (AHL record) |
| Longest losing streak (L+OTL) overall..... | 6 games.... | 12/11/12-1/20/13 2/1/19-2/11/19 |
| Longest losing streak (L+OTL) at home..... | 6 games.... | 2/1/19-2/11/19 |
| Longest losing streak (L+OTL) away..... | 6 games.... | 11/16/02-11/29/02 12/10/11-1/18/12 1/3/14-1/25/14 |
| Longest winless streak overall..... | 9 games.... | 1/25/03-2/15/03 (0-5-4-0) |
| Longest winless streak at home..... | 7 games.... | 3/8/15-4/17/15 (0-4-1-2) |
| Longest winless streak away..... | 6 games.... | 1/20/03-2/15/03 (0-4-2-0) 12/5/18-12/29/18 (0-3-2-1) |

All-Time Regular Season Individual Player Records
Players

| | | |
|--|-----|---|
| Most points in one season..... | 92 | Darren Haydar, 2005-06 |
| Most goals in one season..... | 35 | Darren Haydar, 2005-06 |
| Most assists in one season..... | 63 | Cal O'Reilly, 2007-08 |
| Most penalty minutes in one season..... | 267 | Michael Limabas, 2013-14 |
| Most power-play goals in one season..... | 21 | Darren Haydar, 2005-06 |
| Most shorthanded goals in one season..... | 5 | David Gosselin, 2001-02 Cal O'Reilly, 2007-08 |
| Most game-winning goals in one season..... | 9 | Darren Haydar, 2002-03 |
| Most points in one game..... | 6 | Alexander Radulov, 11/14/06 at GR (1-5) Trevor Murphy, 2/5/16 at BAK (3-3) |
| Most goals in one game..... | 4 | Dave Scatchard, 4/9/10 vs. CHI |
| Most assists in one game..... | 5 | Alexander Radulov, 11/14/06 at GR Brad Winchester, 2/15/13 vs. SA |

Goaltenders

| | | |
|---|-------|---|
| Most appearances in one season..... | 65 | Pekka Rinne, 2007-08 |
| Most minutes played in one season..... | 3,840 | Pekka Rinne, 2007-08 |
| Most wins in one season..... | 36 | Brian Finley, 2004-05 Pekka Rinne, 2007-08 |
| Most losses in one season..... | 27 | Marek Mazanec, 2014-15 |
| Most ties/OT/shootout losses in one season..... | 10 | Tom McCollum, 2018-19 |
| Most shutouts in one season..... | 7 | Brian Finley, 2004-05 |
| Lowest GAA in one season (min. 25 gms.)..... | 2.00 | Scott Darling, 2013-14 |
| Highest save percentage in one season (min. 25 gms.)..... | .933 | Scott Darling, 2013-14 |

All-Time Regular Season Points Leaders

| Name | GP | G | A | PTS | Seasons |
|----------------------|-----|-----|-----|-----|----------------------------|
| 1 Darren Haydar | 293 | 110 | 166 | 276 | 2002-06 |
| 2 Cal O'Reilly | 262 | 56 | 197 | 253 | 2005-10 |
| 3 Chris Mueller | 262 | 87 | 86 | 173 | 2009-13 |
| 4 Mike Santorelli | 207 | 74 | 97 | 171 | 2007-10 |
| 5 Rich Peverley | 176 | 56 | 112 | 168 | 2005-08 |
| 6 Simon Gamache | 171 | 65 | 102 | 167 | 2003-06 |
| 7 Greg Classen | 224 | 64 | 87 | 151 | 01-04, 05-06 |
| 8 Frederick Gaudreau | 238 | 66 | 78 | 144 | 2014-18 |
| 9 Mark Van Guilder | 383 | 61 | 77 | 138 | 2008-15 |
| 10 Pontus Aberg | 203 | 76 | 56 | 132 | 2014-18 |
| Austin Watson | 234 | 73 | 59 | 132 | 10-11, 12-15, 16-17, 18-19 |

All-Time Regular Season Goaltending Leaders (Wins)

| Name | GP | W | L | OT/SOL | GAA | SV% | SO | Seasons |
|-----------------|-----|----|----|--------|------|------|----|--------------|
| 1 Brian Finley | 161 | 84 | 55 | 8 | 2.47 | .915 | 15 | 2002-06 |
| 2 Pekka Rinne | 147 | 83 | 49 | 11 | 2.54 | .910 | 10 | 05-08, 13-14 |
| 3 Marek Mazanec | 165 | 82 | 60 | 20 | 2.59 | .909 | 11 | 2013-17 |
| 4 Jeremy Smith | 127 | 66 | 46 | 7 | 2.39 | .917 | 8 | 2010-13 |
| 5 Mark Dekanich | 122 | 65 | 38 | 11 | 2.16 | .922 | 9 | 2008-11 |



Jarred Tinordi

Named team captain going into the 2018-19 season, defenseman Jarred Tinordi set career highs with eight goals and 22 points in 75 games in his first year with the Admirals.

History of Team Captains

| | |
|---------|-------------------------------------|
| 2001-02 | none |
| 2002-03 | Bubba Berenzweig, Domenic Pittis |
| 2003-04 | Ray Schultz |
| 2004-05 | Tony Hrkac |
| 2005-06 | Greg Zanon |
| 2006-07 | Sheldon Brookbank |
| 2007-08 | Alex Henry |
| 2008-10 | Nolan Yonkman |
| 2010-11 | Brett Palin |
| 2011-12 | Scott Ford |
| 2012-13 | Mike Moore |
| 2013-14 | Scott Ford |
| 2014-15 | Joe Piskula |
| 2015-16 | Colton Sissons |
| 2016-18 | Trevor Smith |
| 2018-19 | Jarred Tinordi |



Retired Uniform Numbers

| | |
|-----|--------------------------------|
| #9 | Phil Wittliff |
| #14 | Fred Berry, Mike McNeil |
| #26 | Tony Hrkac |
| #27 | Daniel Lecours |
| #44 | Gino Cavallini, Kevin Willison |



Playoff Facts

| | |
|--|----------|
| Number participated in: | 15 |
| Number of individual series won: | 10 |
| Number of individual series lost: | 14 |
| Total number of playoff games played: | 118 |
| Games won: | 57 |
| Games lost: | 61 |
| Number of overtime games: | 24 |
| Overtime games won: | 14 |
| Overtime games lost: | 10 |
| Number of games opponents shut out: | 9 |
| Number of games shut out by opponents: | 9 |
| Calder Cup Championships: | 1 (2004) |
| Losing Finalist: | 1 (2006) |

All-Time Playoff Points Leaders

| Player | GP | G | A | PTS | Seasons |
|---------------------|----|----|----|-----|--------------|
| 1 Darren Haydar | 56 | 33 | 40 | 73 | 2002-06 |
| 2 Simon Gamache | 50 | 24 | 38 | 62 | 2003-06 |
| 3 Greg Classen | 47 | 6 | 19 | 25 | 02-04, 05-06 |
| 4 Scottie Upshall | 33 | 11 | 12 | 23 | 2002-06 |
| 5 Libor Pivko | 39 | 10 | 12 | 22 | 2003-06 |
| 6 Tony Hrkac | 28 | 8 | 13 | 21 | 2003-05 |
| Andrew Hutchinson | 32 | 7 | 14 | 21 | 2002-05 |
| 8 Andreas Thuresson | 37 | 8 | 11 | 19 | 2007-11 |
| 9 Mike Santorelli | 24 | 9 | 9 | 18 | 2007-10 |
| 10 Chris Mueller | 23 | 8 | 9 | 17 | 2009-12 |
| Ryan Thang | 23 | 6 | 11 | 17 | 2009-12 |
| Wyatt Smith | 29 | 6 | 11 | 17 | 2003-05 |
| Greg Zanon | 50 | 3 | 14 | 17 | 2003-06 |

All-Time Playoff Results

| Year | Round | Opponent | Result | GF | GA |
|------|-------|--------------|--------|----|----|
| 2019 | DSF | Iowa | L, 2-3 | 10 | 20 |
| 2018 | DNQ | | | | |
| 2017 | DSF | Grand Rapids | L, 0-3 | 7 | 12 |
| 2016 | DSF | Grand Rapids | L, 0-3 | 3 | 9 |
| 2015 | DNQ | | | | |
| 2014 | CQF | Toronto | L, 0-3 | 4 | 13 |
| 2013 | CQF | Texas | L, 1-3 | 5 | 7 |
| 2012 | CQF | Abbotsford | L, 0-3 | 6 | 14 |
| 2011 | DF | Houston | L, 3-4 | 19 | 20 |
| | DSF | Texas | W, 4-2 | 16 | 13 |
| 2010 | DSF | Chicago | L, 3-4 | 22 | 20 |
| 2009 | DF | Houston | L, 3-4 | 19 | 16 |
| | DSF | Rockford | W, 4-0 | 10 | 4 |
| 2008 | DSF | Chicago | L, 2-4 | 11 | 16 |
| 2007 | DSF | Chicago | L, 0-4 | 7 | 13 |
| 2006 | F | Hershey | L, 2-4 | 14 | 25 |
| | CF | Grand Rapids | W, 4-0 | 14 | 7 |
| | DF | Houston | W, 4-0 | 23 | 10 |
| | DSF | Iowa | W, 4-3 | 19 | 20 |
| 2005 | DSF | Cincinnati | L, 3-4 | 18 | 20 |
| 2004 | F | W-B/Scranton | W, 4-0 | 19 | 8 |
| | CF | Rochester | W, 4-1 | 12 | 9 |
| | DF | Chicago | W, 4-2 | 18 | 14 |
| | DSF | Cincinnati | W, 4-3 | 26 | 16 |
| 2003 | CQF | Houston | L, 0-3 | 6 | 10 |
| | Q | Rochester | W, 2-1 | 13 | 10 |
| 2002 | DNQ | | | | |

All-Time Playoff Individual Player Records

Players

| | | |
|-------------------------------------|----|---|
| Most points in one playoff | 35 | Darren Haydar, 2006 |
| Most points in one playoff game | 5 | Libor Pivko, 5/7/04 vs. CHI (3-2) Gabriel Bourque, 4/14/11 vs. TEX (2-3) |
| Most goals in one playoff | 18 | Darren Haydar, 2006 |
| Most goals in one playoff game | 3 | several times; last: Mike Santorelli, 4/21/09 at RFD |
| Most assists in one playoff | 18 | Simon Gamache, 2004 |
| Most assists in one playoff game | 4 | Ryan Thang, 5/8/11 vs. HOU |
| Most playoff games played, all-time | 56 | Darren Haydar |

Goaltenders

| | | |
|--|------|----------------------|
| Most playoff appearances all-time | 21 | Wade Flaherty |
| Most wins in one playoff | 16 | Wade Flaherty, 2004 |
| Most losses in one playoff | 6 | Jeremy Smith, 2011 |
| Most shutouts in one playoff | 3 | Pekka Rinne, 2006 |
| Lowest GAA in one playoff (min. 5 gms.) | 1.65 | Drew MacIntyre, 2009 |
| Highest save percentage in one playoff (min. 5 gms.) | .932 | Wade Flaherty, 2004 |



Troy Grosenick

In his first full season with his hometown team, Troy Grosenick went 24-14-6 with a 2.41 GAA and a .919 save percentage in 46 appearances and made his second career AHL All-Star Classic. The native of Brookfield, Wis., has won 112 games over his six AHL seasons.



UW-Milwaukee Panther Arena

The Admirals returned to the UW-Milwaukee Panther Arena in 2016, the place they called home from the early 1970's until 1986. One of the first TV-friendly venues in the nation, the building originally known as Milwaukee Arena came of age with rock and roll and later gained fame as the MECCA, a house of champions with a reputation for unparalleled fan intensity and an audacious pop-art basketball floor. A major 1998 renovation readied the building for the 21st century with new technology and enhanced accommodations for both patrons and productions, while retaining its fervor-inducing geometry and super-strong, ready-to-rig ceiling.



Radio

LA Kings Audio Network • Contact: Jesse Cohen • www.lakings.com/iheart • @iHeartLAKings
 NBC News (KCAA) • Phone (909) 885-8502 • Contact: Mark Westwood • www.kcaaradio.com • @KCAA1050AM
 Fox Sports Radio • Phone (951) 684-1991 • Contact: Don Fair • www.foxsportsradio1350.com • @FoxSports1350AM
 iHeartMedia (KLAC) • Phone (818) 559-2252 • Contact: Greg Ashlock • am570lasports.iheart.com • @AM570LASports
 ESPN Radio Los Angeles (KSPN) • Phone (877) 710-3776 • Contact: Tommy Lam • www.espnlosangeles.com • @ESPNLosAngeles

Season Results

| Season | Aff | Head Coach | GP | W | L | T | OTL | SOL | PTS | GF | GA | Finish | Playoff Result (W-L Record) |
|---------------|-----|---------------|------------|------------|-----------|-----------|-----------|----------|------------|------------|------------|--------------|--------------------------------|
| 2015-16 | LA | Mike Stothers | 68 | 44 | 19 | -- | 4 | 1 | 93 | 192 | 138 | 1st, Pacific | Lost Conference Finals (7-6) |
| 2016-17 | LA | Mike Stothers | 68 | 36 | 21 | -- | 10 | 1 | 83 | 199 | 190 | 3rd, Pacific | Lost Division Semifinals (2-3) |
| 2017-18 | LA | Mike Stothers | 68 | 36 | 25 | -- | 4 | 3 | 79 | 200 | 194 | 3rd, Pacific | Lost Division Semifinals (1-3) |
| 2018-19 | LA | Mike Stothers | 68 | 25 | 33 | -- | 6 | 4 | 60 | 213 | 274 | 7th, Pacific | Did not qualify |
| TOTALS | | | 272 | 141 | 98 | -- | 24 | 9 | 315 | 804 | 769 | | |

...In The System

- Mikey Anderson (D), 6-0, 197 lbs., shoots left. Born 5/25/99, Roseville, Minn.
Last year's team: Minnesota-Duluth (NCAA) 40gp, 6+21=27pts.
- Kale Clague (D), 6-0, 180 lbs., shoots left. Born 6/5/98, Lloydminster, Alta.
Last year's team: Ontario (AHL) 52gp, 7+22=29pts.
- Rasmus Kupari (F), 6-1, 188 lbs., shoots right. Born 3/15/00, Kotka, Finland
Last year's team: Karpat (Fin.) 43gp, 12+21=33pts.
- Cal Petersen (G), 6-1, 182 lbs., catches right. Born 10/19/94, Waterloo, Iowa
Last year's teams: Ontario (AHL) 38gp, 13-22-1, 4.02gaa, .896sv%... Los Angeles (NHL) 11gp, 5-4-1, 2.61gaa, .924sv%
- Markus Phillips (D), 6-0, 207 lbs., shoots left. Born 3/21/99, Toronto, Ont.
Last year's teams: Owen Sound/Guelph (OHL) 62gp, 5+21=26pts.

2019-20 Schedule (All Times Local)

| Day | Date | Time | Opponent | Day | Date | Time | Opponent |
|-----|----------|---------|---------------|-----|---------|---------|---------------|
| Fri | 10/4/19 | 7:00 PM | San Jose | Sat | 1/4/20 | 6:00 PM | @ Stockton |
| Sat | 10/5/19 | 7:00 PM | @ Bakersfield | Wed | 1/8/20 | 7:00 PM | @ San Jose |
| Fri | 10/11/19 | 7:00 PM | Colorado | Fri | 1/10/20 | 7:00 PM | Bakersfield |
| Sat | 10/12/19 | 6:00 PM | Tucson | Sat | 1/11/20 | 7:00 PM | @ San Diego |
| Sat | 10/19/19 | 1:15 PM | @ San Jose | Fri | 1/17/20 | 7:00 PM | Stockton |
| Wed | 10/23/19 | 6:30 PM | @ Bakersfield | Sat | 1/18/20 | 6:00 PM | Tucson |
| Fri | 10/25/19 | 7:00 PM | @ San Diego | Mon | 1/20/20 | 3:00 PM | Bakersfield |
| Sat | 10/26/19 | 6:00 PM | San Diego | Fri | 1/24/20 | 7:00 PM | @ Stockton |
| Fri | 11/1/19 | 7:00 PM | Bakersfield | Sat | 1/25/20 | 7:00 PM | @ San Jose |
| Sat | 11/2/19 | 6:00 PM | Bakersfield | Fri | 1/31/20 | 7:00 PM | @ Bakersfield |
| Tue | 11/5/19 | 7:05 PM | @ Colorado | Sat | 2/1/20 | 4:00 PM | @ San Diego |
| Wed | 11/6/19 | 7:05 PM | @ Colorado | Fri | 2/7/20 | 7:00 PM | @ Bakersfield |
| Sat | 11/9/19 | 7:00 PM | @ Iowa | Sat | 2/8/20 | 6:00 PM | Tucson |
| Sun | 11/10/19 | 3:00 PM | @ Iowa | Wed | 2/12/20 | 7:00 PM | Bakersfield |
| Fri | 11/15/19 | 7:00 PM | San Diego | Fri | 2/14/20 | 7:00 PM | @ Stockton |
| Sat | 11/16/19 | 7:00 PM | @ San Diego | Sun | 2/16/20 | 3:00 PM | Colorado |
| Fri | 11/22/19 | 7:05 PM | @ Tucson | Fri | 2/21/20 | 7:00 PM | Colorado |
| Sat | 11/23/19 | 7:05 PM | @ Tucson | Sun | 2/23/20 | 3:00 PM | San Jose |
| Wed | 11/27/19 | 7:00 PM | Stockton | Wed | 2/26/20 | 7:00 PM | @ San Jose |
| Fri | 11/29/19 | 7:00 PM | San Diego | Fri | 2/28/20 | 7:00 PM | Tucson |
| Sat | 11/30/19 | 7:00 PM | @ Bakersfield | Sat | 2/29/20 | 6:00 PM | Bakersfield |
| Wed | 12/4/19 | 7:00 PM | @ Stockton | Fri | 3/6/20 | 7:05 PM | @ Colorado |
| Fri | 12/6/19 | 7:00 PM | San Jose | Sat | 3/7/20 | 7:05 PM | @ Colorado |
| Sat | 12/7/19 | 6:00 PM | San Jose | Sat | 3/14/20 | 6:00 PM | San Jose |
| Wed | 12/11/19 | 7:00 PM | Stockton | Sun | 3/15/20 | 3:00 PM | San Diego |
| Sat | 12/14/19 | 6:00 PM | Iowa | Wed | 3/18/20 | 7:00 PM | Stockton |
| Sun | 12/15/19 | 3:00 PM | Iowa | Fri | 3/20/20 | 7:00 PM | Stockton |
| Wed | 12/18/19 | 7:00 PM | @ San Jose | Fri | 3/27/20 | 7:00 PM | Colorado |
| Fri | 12/20/19 | 7:05 PM | @ Tucson | Sat | 3/28/20 | 6:00 PM | @ Stockton |
| Sat | 12/21/19 | 7:05 PM | @ Tucson | Wed | 4/1/20 | 7:00 PM | @ San Jose |
| Fri | 12/27/19 | 7:00 PM | San Diego | Fri | 4/3/20 | 7:00 PM | @ San Diego |
| Sat | 12/28/19 | 7:00 PM | @ San Diego | Sat | 4/4/20 | 6:00 PM | San Diego |
| Tue | 12/31/19 | 5:00 PM | @ Bakersfield | Wed | 4/8/20 | 7:00 PM | Stockton |
| Fri | 1/3/20 | 7:00 PM | @ Stockton | Sat | 4/11/20 | 6:00 PM | San Jose |



Sheldon Rempal

Sheldon Rempal led all Reign rookies with 15 goals, 25 assists and 40 points in 59 games last season, and represented the team at the 2019 AHL All-Star Classic in Springfield. Rempal, the CCM/AHL Rookie of the Month for November, also made his NHL debut with Los Angeles, appearing in seven games.



Cal Petersen

Cal Petersen was one of the AHL's busiest netminders in 2018-19, ranking fourth in shots faced (1,359) and saves (1,218). Petersen made his NHL debut in November and posted a .924 save percentage in 11 appearances with the Kings.



All-Time Regular Season Team Records

| | | | |
|---|---------|-------|---|
| Division championships (regular season)..... | 1 | | 2015-16 |
| Overall regular season point championships..... | 0 | | |
| Most points in one season..... | 93 | | 2015-16 |
| Fewest points in one season..... | 60 | | 2018-19 |
| Most wins in one season..... | 44 | | 2015-16 |
| Fewest wins in one season..... | 25 | | 2018-19 |
| Most losses in one season (L+OTL)..... | 39 | | 2018-19 |
| Fewest losses in one season (L+OTL)..... | 23 | | 2015-16 |
| Most shootout losses in one season..... | 4 | | 2018-19 |
| Fewest shootout losses in one season..... | 1 | | 2015-16, 2016-17 |
| Most goals scored in one season..... | 213 | | 2018-19 |
| Fewest goals scored in one season..... | 192 | | 2015-16 |
| Most goals allowed in one season..... | 274 | | 2018-19 |
| Fewest goals allowed in one season..... | 138 | | 2015-16 |
| Most penalty minutes in one season..... | 1,103 | | 2015-16 |
| Fewest penalty minutes in one season..... | 949 | | 2017-18 |
| Longest winning streak overall..... | 6 games | | 12/16/16-12/31/16 |
| Longest winning streak at home..... | 6 games | | 1/17/16-2/6/16 |
| Longest winning streak away..... | 7 games | | 2/26/16-3/22/16 |
| Longest points streak overall..... | 9 games | | 1/17/16-2/6/16 (8-0-1-0) |
| Longest points streak at home..... | 7 games | | 10/23/15-11/25/15 (5-0-2-0) |
| Longest points streak away..... | 7 games | | 2/26/16-3/22/16 (7-0-0-0) |
| Longest losing streak (L+OTL) overall..... | 6 games | | 10/7/17-10/27/17 12/28/18-1/9/19 |
| Longest losing streak (L+OTL) at home..... | 5 games | | 12/31/18-1/25/19 |
| Longest losing streak (L+OTL) away..... | 5 games | | 12/8/18-1/9/19 |
| Longest winless streak overall..... | 6 games | | 10/7/17-10/27/17 (0-6-0-0) 12/28/18-1/9/19 (0-6-0-0) |
| Longest winless streak at home..... | 5 games | | 12/31/18-1/25/19 (0-5-0-0) |
| Longest winless streak away..... | 7 games | | 11/30/18-1/9/19 (0-6-0-1) 3/12/19-4/5/19 (0-5-1-1) |

All-Time Regular Season Individual Player Records

| | | | |
|--|-----|-------|--|
| Most points in one season..... | 62 | | Matt Moulson, 2018-19 |
| Most goals in one season..... | 28 | | Matt Moulson, 2018-19 |
| Most assists in one season..... | 38 | | Philippe Maillet, 2018-19 |
| Most penalty minutes in one season..... | 147 | | Kurtis MacDermid, 2018-19 |
| Most power-play goals in one season..... | 14 | | Matt Moulson, 2018-19 |
| Most shorthanded goals in one season..... | 3 | | Brett Sutter, 2017-18 |
| Most game-winning goals in one season..... | 8 | | Sean Backman, 2015-16 |
| Most points in one game..... | 5 | | Philippe Maillet, 3/24/18 at SJ (1-4) |
| Most goals in one game..... | 3 | | several times; last: Brett Sutter, 3/23/19 at SD |
| Most assists in one game..... | 4 | | Matt Moulson, 12/13/17 at TEX Philippe Maillet, 3/24/18 at SJ Philippe Maillet, 2/6/19 at SD |

Goaltenders

| | | | |
|--|-------|-------|-----------------------|
| Most appearances in one season..... | 60 | | Peter Budaj, 2015-16 |
| Most minutes played in one season..... | 3,574 | | Peter Budaj, 2015-16 |
| Most wins in one season..... | 42 | | Peter Budaj, 2015-16 |
| Most losses in one season..... | 19 | | Cal Petersen, 2018-19 |
| Most OT/shootout losses in one season..... | 7 | | Peter Budaj, 2018-19 |
| Most shutouts in one season..... | 9 | | Peter Budaj, 2015-16 |
| Lowest GAA in one season (min. 25 gms.)..... | 1.75 | | Peter Budaj, 2015-16 |
| Highest save percentage in one season (min. 25 gms.)..... | .932 | | Peter Budaj, 2015-16 |

All-Time Regular Season Points Leaders

| Name | GP | G | A | PTS | Seasons |
|--------------------|-----|----|----|-----|---------|
| 1 Michael Mersch | 165 | 61 | 64 | 125 | 2015-18 |
| 2 Brett Sutter | 218 | 59 | 63 | 122 | 2015-19 |
| 3 Matt Moulson | 117 | 46 | 62 | 108 | 2017-19 |
| Jonny Brodzinski | 156 | 56 | 52 | 108 | 2015-19 |
| 5 Mike Amadio | 128 | 35 | 67 | 102 | 2016-19 |
| 6 T.J. Hensick | 127 | 27 | 70 | 97 | 2016-18 |
| 7 Philippe Maillet | 140 | 36 | 58 | 94 | 2016-19 |
| 8 Sean Backman | 135 | 33 | 56 | 89 | 2015-17 |
| 9 Justin Auger | 194 | 41 | 40 | 81 | 2015-18 |
| 10 Vincent LoVerde | 117 | 20 | 47 | 67 | 2015-17 |

All-Time Regular Season Goaltending Leaders (Wins)

| Name | GP | W | L | OT/SOL | GAA | SV% | SO | Seasons |
|--------------------|----|----|----|--------|------|------|----|--------------|
| 1 Peter Budaj | 87 | 49 | 25 | 11 | 2.33 | .917 | 10 | 15-16, 18-19 |
| 2 Jack Campbell | 80 | 43 | 26 | 10 | 2.67 | .912 | 5 | 2016-19 |
| 3 Cal Petersen | 79 | 36 | 33 | 5 | 3.26 | .902 | 4 | 2017-19 |
| 4 Charles Williams | 4 | 3 | 1 | 0 | 1.83 | .930 | 0 | 2018-19 |
| 5 Anders Lindback | 4 | 2 | 1 | 1 | 3.40 | .870 | 0 | 2016-17 |
| Scott Wedgewood | 6 | 2 | 1 | 1 | 3.21 | .901 | 0 | 2017-18 |
| Jeff Zatkoff | 8 | 2 | 3 | 2 | 3.01 | .900 | 0 | 2016-17 |



Brett Sutter

In a season in which he skated in his 800th career AHL game, Brett Sutter reached the 20-goal mark for the first time (21) and totaled 45 points to rank third on the Reign in scoring. Sutter ranks 36th all-time with 813 career games played over 12 AHL seasons.

History of Team Captains

2015-17 Vincent LoVerde
2017-19 Brett Sutter

DID YOU KNOW?

Fourteen different players appeared in at least one game with both the Reign and the Los Angeles Kings in 2018-19, with eight making their NHL debuts and five scoring their first career NHL goals.



Playoff Facts

| | |
|--|----|
| Number participated in: | 3 |
| Number of individual series won: | 2 |
| Number of individual series lost: | 3 |
| Total number of playoff games played: | 22 |
| Games won: | 10 |
| Games lost: | 12 |
| Number of overtime games: | 5 |
| Overtime games won: | 2 |
| Overtime games lost: | 3 |
| Number of games opponents shut out: | 0 |
| Number of games shut out by opponents: | 3 |
| Calder Cup Championships: | 0 |
| Losing Finalist: | 0 |

All-Time Playoff Points Leaders

| | Player | GP | G | A | PTS | Seasons |
|----|------------------|----|---|---|-----|---------|
| 1 | Michael Mersch | 22 | 3 | 9 | 12 | 2015-18 |
| 2 | Nic Dowd | 13 | 4 | 7 | 11 | 2015-16 |
| | Mike Amadio | 20 | 4 | 7 | 11 | 2015-18 |
| 4 | Jonny Brodzinski | 13 | 5 | 5 | 10 | 2015-18 |
| 5 | Justin Auger | 22 | 6 | 3 | 9 | 2015-18 |
| 6 | Kevin Gravel | 12 | 1 | 6 | 7 | 2015-16 |
| | Adrian Kempe | 18 | 4 | 3 | 7 | 2015-17 |
| 8 | Joel Lowry | 12 | 4 | 2 | 6 | 2015-16 |
| | T.J. Hensick | 9 | 3 | 3 | 6 | 2016-18 |
| 10 | Brett Sutter | 14 | 1 | 4 | 5 | 2015-18 |
| | Sean Backman | 18 | 1 | 4 | 5 | 2015-17 |

All-Time Playoff Results

| Year | Round | Opponent | Result | GF | GA |
|------|-------|-----------|--------|----|----|
| 2019 | DNQ | | | | |
| 2018 | DSF | Texas | L, 1-3 | 12 | 11 |
| 2017 | DSF | San Diego | L, 2-3 | 10 | 12 |
| 2016 | CF | Lake Erie | L, 0-4 | 6 | 13 |
| | DF | San Diego | W, 4-1 | 13 | 11 |
| | DSF | San Jose | W, 3-1 | 11 | 6 |

All-Time Playoff Individual Player Records

Players

| | | |
|-------------------------------------|----|--|
| Most points in one playoff | 11 | Nic Dowd, 2016 |
| Most points in one playoff game | 3 | Andrew Crescenzi, 4/29/16 vs. SJ (1-2) Michael Mersch, 5/5/16 vs. SD (2-1) Nic Dowd, 5/13/16 at SD (1-2) Mike Amadio, 4/22/18 vs. TEX (1-2) |
| Most goals in one playoff | 4 | Nic Dowd, 2016 Joel Lowry, 2016 Adrian Kempe, 2016 |
| Most goals in one playoff game | 2 | Adrian Kempe, 4/28/16 vs. SJ Michael Mersch, 5/5/16 vs. SD Adrian Kempe, 5/13/16 at SD Philippe Maillet, 4/20/18 at TEX |
| Most assists in one playoff | 7 | Nic Dowd, 2016 |
| Most assists in one playoff game | 2 | Andrew Crescenzi, 4/29/16 vs. SJ Kevin Raine, 5/5/16 vs. SD Nic Dowd, 5/13/16 at SD Kevin Gravel, 5/13/16 at SD Brett Sutter, 4/20/18 at TEX Mike Amadio, 4/22/18 vs. TEX |
| Most playoff games played, all-time | 22 | Justin Auger Kurtis MacDermid Michael Mersch |


Goaltenders

| | | |
|--|------|---------------------|
| Most playoff appearances all-time | 13 | Peter Budaj |
| Most wins in one playoff | 7 | Peter Budaj, 2016 |
| Most losses in one playoff | 6 | Peter Budaj, 2016 |
| Most shutouts in one playoff | 0 | |
| Lowest GAA in one playoff (min. 5 gms.) | 1.70 | Jack Campbell, 2017 |
| Highest save percentage in one playoff (min. 5 gms.) | .934 | Jack Campbell, 2017 |



Kale Clague

A second-round draft pick by Los Angeles in 2016, Kale Clague ranked among the AHL's top 10 rookie defensemen in goals (seven) and assists (22) last season, finishing with 29 points in 52 games for the Reign.



Toyota Arena

Built and owned by the City of Ontario, Toyota Arena received a new name in May 2019. The state-of-the-art venue, which opened in October 2008, hosts Reign hockey as well as other sporting events, concerts, family shows and special events. The venue is the largest and most modern arena in the Inland Empire, featuring 36 luxury suites and a continuous concourse housing a variety of concession and refreshment stands, merchandise kiosks, the San Manuel VIP club and other fan amenities.



PROVIDENCE BRUINS



Matt Poore
President



John Ferguson
General Manager



Jay Leach
Head Coach



Boston Bruins
NHL Affiliate

Personnel

Owner H. Larue Renfroe
 General Manager John Ferguson
 Chief Executive Officer Jeff Fear
 President Matt Poore
 Head Coach Jay Leach
 Assistant Coach Trent Whitfield
 Assistant Coach Ryan Mouglen
 Athletic Trainer Dustin Stuck
 Equipment Manager Anthony Pelleccione
 Chief Sales Officer Jeff Guarino
 Chief Operating Officer Jeff Hagan
 Chief Marketing Officer Nathan Roberts
 Senior Vice President - Tickets + Events David DeNitto
 Vice President - Tickets + Events C.J. Tsoumakas
 Vice President - Suites + Partnerships Brad Medeiros
 Account Director - Tickets + Events Andrew Clark
 Account Director - Tickets + Events Anthony Pontrelli
 Operations Manager - Partnership Activation + Suites Matt Generali
 Account Manager - Tickets + Events Caroline Mattos
 Account Manager - Tickets + Events Stephanie Parrillo
 Account Manager - Tickets + Events Eric Charles
 Account Manager - Suites + Partnerships John Savoia
 Account Executive - Partnership Activation Jeff Beturne
 Operations Manager - Tickets + Events Steve Kando
 Account Coordinator - Tickets + Events Jordan Fernandes
 Account Coordinator - Tickets + Events Mat Galvao

Account Coordinator - Suites + Partnerships Spencer Severs
 Associate Coordinator - Partnership Activation Ashley Wilton
 Operations Coordinator - Tickets + Events Scott Thomas
 Associate - Tickets + Events Matt Lebeau
 Associate - Tickets + Events Matt Long
 Associate - Tickets + Events Jack Webster
 Associate - Tickets + Events Nick D'Amico
 Associate - Tickets + Events Ben Murphy
 Associate - Tickets + Events Jared Rachko

Team Information

Club Colors Black and Gold
 Home Arena Dunkin' Donuts Center Providence
 Seating Capacity 11,273
 Ticket Prices \$45, \$40, \$35, \$25
 Attendance Records Game: 11,909 - several times;
 last: vs. Albany, 3/8/02
 Season: 371,162 – 1992-93
 Average: 9,279 – 1992-93
 Press Box Location Luxury Suite Level
 Time Zone Eastern

Providence Bruins
 1 LaSalle Square
 Providence, RI 02903
 Phone: (401) 273-5000

Media Directory

Newspaper/Wire

Providence Journal • Phone (401) 277-7340 • Contact: Bill Corey (@ProJoBC) • www.projo.com
 New Bedford Standard-Times • Phone (508) 979-4460 • Contact: Mick Colageo (@mickcolageo) • www.s-t.com
 Attleboro Sun Chronicle • Phone (508) 222-7000 • Contact: Peter Gobis • www.thesunchronicle.com
 Boston Globe • Phone (617) 929-3235 • Contact: Kevin Paul DuPont (@GlobeKPD) • www.bostonglobe.com • @globebruins
 Boston Herald • Phone (617) 619-6661 • Contact: Steven Conroy (@conroyherald) • www.bostonherald.com • @bostonheraldsports
 Patriot Ledger • Phone (617) 786-7058 • Contact: Mike Loftus (@loftusatledger) • www.patriotledger.com
 New England Hockey Journal • Phone (617) 773-9955 • Contact: Eric Beato • www.hockeyjournal.com • @NEHockeyJournal
 Associated Press • Phone (401) 274-2270 • Contact: Mike Scandura • www.ap.org • @AP

Television

WLNE-TV 6 (ABC) • Phone (401) 453-8000 • Contact: Nick Coit (@NickCoit) • www.abc6.com • @abc6
 WJAR-TV 10 (NBC) • Phone (401) 455-9105 • Contact: Frank Carpano (@nbc10_frankcarp), Joe Kayata (@nbc10_joe) • www.turnto10.com • @nbc10
 WPRI-TV 12 (CBS)/Fox 64 • Phone (401) 438-3310 • Contact: Yianni Kourakis (@YianniKourakis) • www.wpri.com • @wpri12
 NESN • Phone (617) 536-9233 • Contact: Brian Zechello • www.nesn.com • @nesn
 NBC Sports Boston • Phone (617) 933-9300 • Contact: Joe Haggerty (@hackswithhags) • www.nbcsports.com/boston • @nbcsboston

Radio

WHJY-FM 94.1/WHJJ-AM 920 • Phone (401) 781-9979 • @920whjj
 WEEL-FM 103.7 • Phone (401) 751-9334 • @weel
 WCTK-FM 98.1 • Phone (401) 467-4366 • @catcountry981
 WBZ-FM 98.5 • Phone (617) 746-1400 • @cbsboston
 WPRO-AM 630 • Phone (401) 433-4200 • @wpro




Season Results

| Season | Aff | Head Coach | GP | W | L | T | OTL | SOL | PTS | GF | GA | Finish | Playoff Result (W-L Record) |
|----------------|------------|-----------------------------|--------------|--------------|------------|-----------|-----------|-----------|--------------|--------------|--------------|-------------------------|-------------------------------------|
| 1992-93 | BOS | Mike O'Connell | 80 | 46 | 32 | 2 | -- | -- | 94 | 384 | 348 | 1st, Northern | Lost Division Semifinals (2-4) |
| 1993-94 | BOS | Mike O'Connell | 80 | 28 | 39 | 13 | -- | -- | 69 | 283 | 319 | 5th, Northern | Did not qualify |
| 1994-95 | BOS | Steve Kasper | 80 | 39 | 30 | 11 | -- | -- | 89 | 300 | 268 | 3rd, Northern | Lost Division Finals (6-7) |
| 1995-96 | BOS | Bob Francis | 80 | 30 | 36 | 10 | 4 | -- | 74 | 249 | 280 | 4th, Northern | Lost Conference Quarterfinals (1-3) |
| 1996-97 | BOS | Bob Francis | 80 | 35 | 40 | 3 | 2 | -- | 75 | 262 | 289 | 4th, New England | Lost Conference Semifinals (4-6) |
| 1997-98 | BOS | Tom McVie | 80 | 19 | 49 | 7 | 5 | -- | 50 | 211 | 301 | 5th, New England | Did not qualify |
| 1998-99 | BOS | Peter Laviolette | 80 | 56 | 16 | 4 | 4 | -- | 120 | 321 | 223 | 1st, New England | Won Calder Cup (15-4) |
| 1999-2000 | BOS | Peter Laviolette | 80 | 33 | 38 | 6 | 3 | -- | 75 | 231 | 269 | 5th, New England | Lost Conference Finals (10-4) |
| 2000-01 | BOS | Bill Armstrong | 80 | 35 | 31 | 10 | 4 | -- | 84 | 245 | 242 | 3rd, New England | Lost Conference Finals (8-9) |
| 2001-02 | BOS | Bill Armstrong | 80 | 35 | 33 | 8 | 4 | -- | 82 | 190 | 223 | 3rd, East (10) | Lost Qualifying Series (0-2) |
| 2002-03 | BOS | Mike Sullivan, Scott Gordon | 80 | 44 | 20 | 11 | 5 | -- | 104 | 268 | 227 | 1st, North (2) | Lost Conference Quarterfinals (1-3) |
| 2003-04 | BOS | Scott Gordon | 80 | 36 | 29 | 11 | 4 | -- | 87 | 170 | 170 | 4th, Atlantic | Lost Qualifying Series (0-2) |
| 2004-05 | BOS | Scott Gordon | 80 | 40 | 30 | -- | 3 | 7 | 90 | 211 | 202 | 4th, Atlantic | Lost Conference Finals (10-7) |
| 2005-06 | BOS | Scott Gordon | 80 | 43 | 31 | -- | 1 | 5 | 92 | 254 | 217 | 4th, Atlantic | Lost Division Semifinals (2-4) |
| 2006-07 | BOS | Scott Gordon | 80 | 44 | 30 | -- | 2 | 4 | 94 | 251 | 218 | 3rd, Atlantic | Lost Division Finals (6-7) |
| 2007-08 | BOS | Scott Gordon | 80 | 55 | 18 | -- | 3 | 4 | 117 | 280 | 206 | 1st, Atlantic | Lost Division Finals (6-4) |
| 2008-09 | BOS | Rob Murray | 80 | 43 | 29 | -- | 2 | 6 | 94 | 238 | 232 | 2nd, Atlantic | Lost Conference Finals (9-7) |
| 2009-10 | BOS | Rob Murray | 80 | 36 | 38 | -- | 5 | 1 | 78 | 207 | 226 | 7th, Atlantic | Did not qualify |
| 2010-11 | BOS | Rob Murray | 80 | 38 | 36 | -- | 3 | 3 | 82 | 209 | 252 | 5th, Atlantic | Did not qualify |
| 2011-12 | BOS | Bruce Cassidy | 76 | 35 | 34 | -- | 3 | 4 | 77 | 193 | 214 | 4th, Atlantic (12) | Did not qualify |
| 2012-13 | BOS | Bruce Cassidy | 76 | 50 | 21 | -- | 0 | 5 | 105 | 222 | 183 | 1st, Atlantic (1) | Lost Conference Semifinals (6-6) |
| 2013-14 | BOS | Bruce Cassidy | 76 | 40 | 25 | -- | 2 | 9 | 91 | 233 | 210 | 3rd, Atlantic (7) | Lost Conference Semifinals (6-6) |
| 2014-15 | BOS | Bruce Cassidy | 76 | 41 | 26 | -- | 7 | 2 | 91 | 209 | 185 | 2nd, Atlantic (6) | Lost Conference Quarterfinals (2-3) |
| 2015-16 | BOS | Bruce Cassidy | 76 | 41 | 22 | -- | 9 | 4 | 95 | 238 | 198 | 2nd, Atlantic | Lost Division Semifinals (0-3) |
| 2016-17 | BOS | Kevin Dean | 76 | 43 | 23 | -- | 6 | 4 | 96 | 229 | 188 | 4th, Atlantic | Lost Conference Finals (8-9) |
| 2017-18 | BOS | Jay Leach | 76 | 45 | 26 | -- | 3 | 2 | 95 | 231 | 187 | 4th, Atlantic | Lost Division Semifinals (1-3) |
| 2018-19 | BOS | Jay Leach | 76 | 38 | 27 | -- | 8 | 3 | 87 | 228 | 212 | 4th, Atlantic | Lost Division Semifinals (1-3) |
| TOTALS | | | 2,128 | 1,068 | 809 | 96 | 92 | 63 | 2,387 | 6,547 | 6,289 | | |

NOTE: 2002-03 -- Sullivan (41-17-9-4, 1-2 playoffs), Gordon (3-3-2-1, 0-1 playoffs)

2019-20 Schedule (All Times Local)

| Day | Date | Time | Opponent | Day | Date | Time | Opponent |
|-----|----------|---------|-----------------|-----|---------|----------|-----------------|
| Sat | 10/5/19 | 7:05 PM | @ Lehigh Valley | Sat | 1/11/20 | 7:05 PM | @ Springfield |
| Sun | 10/6/19 | 5:00 PM | @ Hershey | Sun | 1/12/20 | 3:05 PM | Springfield |
| Sat | 10/12/19 | 7:05 PM | Rochester | Fri | 1/17/20 | 7:05 PM | Bridgeport |
| Sun | 10/13/19 | 3:05 PM | Springfield | Sat | 1/18/20 | 7:00 PM | @ Bridgeport |
| Wed | 10/16/19 | 7:00 PM | @ Laval | Sun | 1/19/20 | 3:05 PM | Springfield |
| Fri | 10/18/19 | 7:30 PM | @ Laval | Wed | 1/22/20 | 6:05 PM | Lehigh Valley |
| Sat | 10/19/19 | 7:00 PM | @ Belleville | Fri | 1/24/20 | 7:05 PM | Lehigh Valley |
| Tue | 10/22/19 | 7:00 PM | @ Bridgeport | Sat | 1/25/20 | 7:05 PM | Hershey |
| Sat | 10/26/19 | 7:05 PM | Laval | Fri | 1/31/20 | 7:05 PM | @ Binghamton |
| Sun | 10/27/19 | 3:05 PM | Belleville | Sat | 2/1/20 | 7:00 PM | @ Syracuse |
| Wed | 10/30/19 | 7:05 PM | @ Rochester | Sat | 2/8/20 | 7:00 PM | @ Bridgeport |
| Fri | 11/1/19 | 7:00 PM | @ Utica | Sun | 2/9/20 | 3:05 PM | Bridgeport |
| Sat | 11/2/19 | 7:00 PM | @ Hershey | Fri | 2/14/20 | 7:05 PM | W-B/Scranton |
| Sat | 11/9/19 | 7:00 PM | @ Bridgeport | Sun | 2/16/20 | 3:05 PM | Laval |
| Sun | 11/10/19 | 3:05 PM | Hartford | Mon | 2/17/20 | 3:05 PM | Bridgeport |
| Mon | 11/11/19 | 3:05 PM | Bridgeport | Sat | 2/22/20 | 7:05 PM | Springfield |
| Fri | 11/15/19 | 7:05 PM | Hartford | Sun | 2/23/20 | 3:05 PM | W-B/Scranton |
| Sat | 11/16/19 | 7:00 PM | @ Hartford | Wed | 2/26/20 | 7:05 PM | @ W-B/Scranton |
| Fri | 11/22/19 | 7:05 PM | Bridgeport | Sat | 2/29/20 | 7:05 PM | @ Springfield |
| Sat | 11/23/19 | 7:05 PM | @ Springfield | Sun | 3/1/20 | 3:00 PM | @ Hartford |
| Sun | 11/24/19 | 3:05 PM | Hershey | Fri | 3/6/20 | 7:05 PM | Springfield |
| Wed | 11/27/19 | 7:00 PM | @ Hershey | Sat | 3/7/20 | 7:05 PM | @ Springfield |
| Sat | 11/30/19 | 6:00 PM | @ Charlotte | Sun | 3/8/20 | 3:05 PM | Hershey |
| Sun | 12/1/19 | 1:00 PM | @ Charlotte | Wed | 3/11/20 | 7:00 PM | @ Hartford |
| Fri | 12/6/19 | 7:05 PM | Binghamton | Sat | 3/14/20 | 6:00 PM | @ Charlotte |
| Sat | 12/7/19 | 7:05 PM | Utica | Sun | 3/15/20 | 1:00 PM | @ Charlotte |
| Sun | 12/8/19 | 3:05 PM | Hartford | Fri | 3/20/20 | 7:30 PM | @ Bridgeport |
| Wed | 12/11/19 | 6:05 PM | Syracuse | Sat | 3/21/20 | 7:05 PM | Hartford |
| Sat | 12/14/19 | 7:05 PM | @ Springfield | Sun | 3/22/20 | 3:05 PM | Charlotte |
| Sun | 12/15/19 | 3:05 PM | Springfield | Fri | 3/27/20 | 7:05 PM | @ Springfield |
| Wed | 12/18/19 | 7:05 PM | @ W-B/Scranton | Sat | 3/28/20 | 7:05 PM | Bridgeport |
| Fri | 12/20/19 | 7:05 PM | @ W-B/Scranton | Sun | 3/29/20 | 3:05 PM | Springfield |
| Sat | 12/21/19 | 7:00 PM | @ Hartford | Wed | 4/1/20 | 10:30 AM | @ Bridgeport |
| Fri | 12/27/19 | 7:05 PM | @ Springfield | Fri | 4/3/20 | 7:05 PM | @ Lehigh Valley |
| Sat | 12/28/19 | 7:00 PM | @ Hartford | Sat | 4/4/20 | 7:05 PM | @ Lehigh Valley |
| Fri | 1/3/20 | 7:05 PM | Hartford | Wed | 4/8/20 | 6:05 PM | W-B/Scranton |
| Sat | 1/4/20 | 7:05 PM | Charlotte | Fri | 4/10/20 | 7:05 PM | Charlotte |
| Sun | 1/5/20 | 3:05 PM | Charlotte | Sat | 4/11/20 | 7:05 PM | Lehigh Valley |



Trent Frederic

A first-round choice by Boston in the 2016 NHL Draft (29th overall), Trent Frederic led Providence rookies with 14 goals and totaled 25 points in 55 AHL games last season. The University of Wisconsin product also made his NHL debut and skated in 15 games with the parent Bruins.

...In The System

- Trent Frederic (F), 6-2, 215 lbs., shoots left. Born 2/11/98, St. Louis, Mo.
Last year's teams: Providence (AHL) 55gp, 14+11=25pts... Boston (NHL) 15gp, 0+0=0pts.
- Kyle Keyser (G), 6-2, 185 lbs., catches left. Born 3/8/99, Coral Springs, Fla.
Last year's teams: Oshawa (OHL) 47gp, 32-8-3, 2.75gaa, .915sv%... Providence (AHL playoffs) 1gp, 0-1-0, 3.15gaa, .897sv%
- Zach Senyshyn (F), 6-1, 192 lbs., shoots right. Born 3/30/97, Ottawa, Ont.
Last year's teams: Providence (AHL) 66gp, 14+10=24pts... Boston (NHL) 2gp, 1+0=1pt.
- Jack Studnicka (F), 6-1, 170 lbs., shoots right. Born 2/18/99, Tecumseh, Ont.
Last year's teams: Niagara/Oshawa (OHL) 60gp, 36+47=83pts... Providence (AHL playoffs) 4gp, 1+1=2pts.
- Urho Vaakanainen (D), 6-1, 185 lbs., shoots left. Born 1/1/99, Joensuu, Finland
Last year's teams: Providence (AHL) 30gp, 4+10=14pts... Boston (NHL) 2gp, 0+0=0pts.

All-Time Regular Season Team Records

| | | |
|---|---------------|---|
| Division championships (regular season)..... | 5..... | 1992-93, 1998-99, 2002-03, 2007-08, 2012-13 |
| Overall regular season point championships..... | 3..... | 1998-99, 2007-08, 2012-13 |
| Most points in one season..... | 120..... | 1998-99 |
| Fewest points in one season..... | 50..... | 1997-98 |
| Most wins in one season..... | 56..... | 1998-99 |
| Fewest wins in one season..... | 19..... | 1997-98 |
| Most losses in one season (L+OTL)..... | 54..... | 1997-98 |
| Fewest losses in one season (L+OTL)..... | 20..... | 1998-99 |
| Most ties in one season..... | 13..... | 1993-94 |
| Fewest ties in one season..... | 2..... | 1992-93 |
| Most shootout losses in one season..... | 9..... | 2013-14 |
| Fewest shootout losses in one season..... | 1..... | 2009-10 |
| Most goals scored in one season..... | 384..... | 1992-93 |
| Fewest goals scored in one season..... | 170..... | 2003-04 |
| Most goals allowed in one season..... | 348..... | 1992-93 |
| Fewest goals allowed in one season..... | 170..... | 2003-04 |
| Most penalty minutes in one season..... | 2,332..... | 1998-99 |
| Fewest penalty minutes in one season..... | 923..... | 2017-18 |
| Longest winning streak overall..... | 11 games..... | 12/23/98-1/15/99 |
| Longest winning streak at home..... | 12 games..... | 12/27/98-2/14/99 |
| Longest winning streak on road..... | 8 games..... | 12/21/16-1/21/17 |
| Longest undefeated streak overall..... | 16 games..... | 12/23/98-1/29/99 (15-0-1) |
| Longest undefeated streak at home..... | 19 games..... | 12/6/02-2/23/03 (16-0-3) |
| Longest undefeated streak on road..... | 8 games..... | 12/23/98-1/29/99 (7-0-1) 12/21/16-1/21/17 (8-0-0-0) |
| Longest points streak overall..... | 17 games..... | 12/18/98-1/29/99 (15-0-1-1) |
| Longest points streak at home..... | 23 games..... | 12/4/15-3/12/16 (18-0-3-2) |
| Longest points streak on road..... | 10 games..... | 3/1/03-end of season (4-0-4-2) |
| Longest losing streak (L+OTL) overall..... | 8 games..... | 3/24/00-4/8/00 |
| Longest losing streak (L+OTL) at home..... | 6 games..... | 12/26/97-1/30/98 |
| Longest losing streak (L+OTL) on road..... | 6 games..... | several times; last: 10/14/15-11/11/15 |
| Longest winless streak overall..... | 11 games..... | 10/18/97-11/14/97 (0-8-2-1) 12/20/97-1/16/98 (0-9-1-1) |
| Longest winless streak at home..... | 7 games..... | 2/21/10-3/28/10 (0-5-1-1) |
| Longest winless streak on road..... | 11 games..... | 12/7/97-1/7/98 (0-8-2-1) |



Paul Carey

Veteran forward Paul Carey returned to Providence last January via trade from Ottawa and added instant offense to the lineup, tallying 22 goals and 33 points in 30 games with the Bruins. Carey finished the season with a career-best 60 points in 59 total games.

History of Team Captains

| | |
|-----------|--|
| 1992-93 | Peter Laviolette |
| 1993-94 | Jamie Huscroft |
| 1994-95 | Guy Larose |
| 1995-96 | Marc Potvin |
| 1995-97 | Martin Simard |
| 1997-98 | Bill Armstrong |
| 1998-99 | Dennis Vaske |
| 1999-2000 | Sean Pronger |
| 1999-2001 | Brandon Smith |
| 2001-02 | Dennis Bonvie, Lee Goren, Joe Hulbig, Keith McCambridge |
| 2002-04 | Rich Brennan |
| 2004-05 | Jay Henderson, Brent Thompson |
| 2005-07 | Jay Leach |
| 2007-08 | Nate Thompson |
| 2008-09 | Jeremy Reich |
| 2009-10 | Trent Whitfield |
| 2010-11 | Jeremy Reich, Trent Whitfield |
| 2011-13 | Trent Whitfield |
| 2013-14 | Mike Moore |
| 2014-15 | Craig Cunningham |
| 2015-18 | Tommy Cross |
| 2018-19 | Jordan Szwarz |



**All-Time Regular Season Individual Player Records
Players**

| | | | |
|--|-----|-------|--|
| Most points in one season..... | 102 | | Randy Robitaille, 1998-99 |
| Most goals in one season..... | 41 | | Tim Sweeney, 1992-93 |
| Most assists in one season..... | 74 | | Randy Robitaille, 1998-99 |
| Most penalty minutes in one season..... | 407 | | Aaron Downey, 1997-98 |
| Most power-play goals in one season..... | 20 | | Brad Boyes, 2004-05 |
| Most shorthanded goals in one season..... | 5 | | Joel Prpic, 1997-98 Shawn Bates, 1998-99 |
| Most game-winning goals in one season..... | 11 | | Matt Herr, 2002-03 |
| Most points in one game..... | 7 | | Jozef Stumpel, 10/30/92 vs. CDI (3-4) Randy Robitaille, 11/25/98 at SYR (5-2) Landon Wilson, 11/25/98 at SYR (3-4) |
| Most goals in one game..... | 5 | | Randy Robitaille, 11/25/98 at SYR |
| Most assists in one game..... | 6 | | Jonathan Girard, 1/12/01 vs. WOR |

Goaltenders

| | | | |
|--|-------|-------|---|
| Most appearances in one season..... | 57 | | Tuukka Rask, 2008-09 |
| Most minutes played in one season..... | 3,340 | | Tuukka Rask, 2008-09 |
| Most wins in one season..... | 37 | | John Grahame, 1998-99 Niklas Svedberg, 2012-13 |
| Most losses in one season..... | 31 | | John Grahame, 1997-98 |
| Most ties/OT/shootout losses in one season..... | 9 | | Scott Bailey, 1994-95 |
| Most shutouts in one season..... | 9 | | Tim Thomas, 2003-04 |
| Lowest GAA in one season (min. 25 gms.)..... | 1.84 | | Tim Thomas, 2003-04 |
| Highest save percentage in one season (min. 25 gms.)..... | .941 | | Tim Thomas, 2003-04 |



Ryan Fitzgerald

Ryan Fitzgerald tallied 37 points for Providence in 2018-19, matching his output from his rookie season a year earlier. Fitzgerald has skated in 134 games with the P-Bruins since turning pro out of Boston College, totaling 30 goals and 76 points.



Peter Cehlarik

Peter Cehlarik enters his fourth season in the Bruins organization in 2019-20 after posting 38 points in 53 games with Providence a year ago. Cehlarik also skated in a career-high 20 NHL games with Boston last season, collecting four goals and two assists.

DID YOU KNOW?

Providence qualified for the Calder Cup Playoffs for the seventh consecutive year in 2018-19, joining Grand Rapids and Toronto as the only teams to reach the postseason every year since 2013.

All-Time Regular Season Points Leaders

| | Name | GP | G | A | PTS | Seasons |
|----|-----------------------|-----|-----|-----|-----|---------------------|
| 1 | Andy Hilbert | 234 | 101 | 109 | 210 | 2001-05 |
| 2 | Sergei Zholtok | 196 | 83 | 103 | 186 | 1992-95 |
| 3 | Andre Savage | 191 | 71 | 104 | 175 | 98-01, 03-04 |
| 4 | Tim Sweeney | 121 | 71 | 101 | 172 | 92-93, 94-97, 98-99 |
| 5 | Alexander Khokhlachev | 197 | 61 | 110 | 171 | 2012-16 |
| 6 | Pascal Pelletier | 206 | 71 | 99 | 170 | 2005-08 |
| 7 | Cameron Mann | 182 | 73 | 86 | 159 | 1997-2001 |
| 8 | Seth Griffith | 165 | 56 | 102 | 158 | 2013-16 |
| 9 | Austin Czarnik | 157 | 51 | 104 | 155 | 2014-18 |
| 10 | Eric Manlow | 176 | 46 | 102 | 148 | 1999-2002 |
| | Jordan Szwarz | 185 | 66 | 82 | 148 | 2016-19 |

All-Time Regular Season Goaltending Leaders (Wins)

| | Name | GP | W | L | OT/SOL | GAA | SV% | SO | Seasons |
|---|-----------------|-----|----|----|--------|------|------|----|--------------|
| 1 | Zane McIntyre | 155 | 86 | 43 | 20 | 2.47 | .910 | 11 | 2015-19 |
| 2 | John Grahame | 146 | 67 | 60 | 10 | 3.16 | .899 | 7 | 1997-2001 |
| 3 | Niklas Svedberg | 93 | 62 | 23 | 6 | 2.34 | .918 | 6 | 2012-14 |
| 4 | Tuukka Rask | 102 | 60 | 33 | 6 | 2.43 | .911 | 5 | 2007-09 |
| 5 | Hannu Toivonen | 117 | 57 | 47 | 8 | 2.21 | .923 | 11 | 03-05, 06-07 |
| | Andrew Raycroft | 122 | 57 | 48 | 13 | 2.71 | .902 | 6 | 00-03, 05-06 |



Jakub Zboril

A first-round choice (13th overall) in the 2015 NHL Draft, Jakub Zboril dressed in 56 games for Providence in 2018-19 and matched his output from his rookie campaign with four goals and 15 assists. Zboril also made his NHL debut with Boston and appeared in two contests.



Dan Vladar

In his first full AHL season, Dan Vladar stood tall between the pipes for Providence in 2018-19, finishing with a 13-13-4 record with two shutouts. Vladar made one start during the postseason as well and earned the Bruins' lone playoff win in Game 2 of their first-round series with Charlotte.



Dunkin' Donuts Center Providence

The Dunkin' Donuts Center Providence is the premier arena in Southeastern New England. Built in the heart of downtown Providence, R.I., the Dunk is home to the P-Bruins, Providence College Friars basketball and many concerts annually. The Dunkin' Donuts Center recently hosted such events as the 2013 AHL All-Star Classic and the 2015 NCAA men's hockey tournament's first and second rounds.



Playoff Facts

| | |
|---|----------|
| Number participated in:..... | 22 |
| Number of individual series won:..... | 20 |
| Number of individual series lost:..... | 21 |
| Total number of playoff games played:..... | 210 |
| Games won:..... | 104 |
| Games lost:..... | 106 |
| Number of overtime games:..... | 45 |
| Overtime games won:..... | 23 |
| Overtime games lost:..... | 22 |
| Number of games opponents shut out:..... | 10 |
| Number of games shut out by opponents:..... | 14 |
| Calder Cup Championships:..... | 1 (1999) |
| Losing Finalist:..... | 0 |

All-Time Playoff Points Leaders

| | Player | GP | G | A | PTS | Seasons |
|---|------------------|----|----|----|-----|--------------|
| 1 | Peter Ferraro | 49 | 18 | 24 | 42 | 1998-2001 |
| 2 | Eric Nickulas | 47 | 15 | 20 | 35 | 98-01, 05-06 |
| 3 | Brett Harkins | 23 | 10 | 24 | 34 | 1994-97 |
| 4 | Tim Sweeney | 16 | 10 | 19 | 29 | 1992-95 |
| 5 | Pascal Pelletier | 29 | 13 | 15 | 28 | 2005-08 |
| 6 | Cameron Mann | 22 | 13 | 14 | 27 | 1998-2000 |
| | Eric Manlow | 33 | 12 | 15 | 27 | 1999-2002 |
| | Brandon Smith | 50 | 2 | 25 | 27 | 1998-2001 |
| 9 | Andy Hilbert | 23 | 7 | 15 | 22 | 2002-05 |
| | Jeremy Brown | 50 | 9 | 13 | 22 | 1998-2001 |

All-Time Playoff Individual Player Records

Players

| | | |
|----------------------------------|----|--|
| Most points in one playoff..... | 25 | Tim Sweeney, 1995 |
| Most points in one game..... | 5 | Nathan Robinson, 4/25/06 vs. POR (2-3) |
| Most goals in one playoff..... | 9 | Peter Ferraro, 1999 |
| | | Alexander Khokhlachev, 2014 |
| | | Danton Heinen, 2017 |
| Most goals in one game..... | 3 | several times; last: Carter Camper, 5/5/13 at HER |
| Most assists in one playoff..... | 17 | Tim Sweeney, 1995 |
| Most assists in one game..... | 4 | Brett Harkins, 4/24/97 vs. WOR |
| | | Brandon Smith, 5/2/00 vs. LOW |
| | | Andy Hilbert, 4/25/05 vs. MCH |
| Most games played all time..... | 50 | Brandon Smith |
| | | Jeremy Brown |

Goaltenders

| | | |
|---|------|--------------------|
| Most appearances all-time..... | 49 | John Grahame |
| Most wins in one playoff..... | 15 | John Grahame, 1999 |
| Most losses in one playoff..... | 9 | John Grahame, 2001 |
| Most shutouts in one playoff..... | 2 | Scott Bailey, 1995 |
| | | John Grahame, 2001 |
| | | Tuukka Rask, 2008 |
| Lowest GAA in one playoff (min. 5 games)..... | 2.18 | Tuukka Rask, 2008 |
| Highest save percentage in one playoff (min. 5 games)..... | .930 | Tuukka Rask, 2009 |

All-Time Playoff Results

| Year | Round | Opponent | Result | GF | GA | Year | Round | Opponent | Result | GF | GA |
|------|-------|---------------|--------|----|----|------|-------|-------------|--------|----|----|
| 2019 | DSF | Charlotte | L, 1-3 | 9 | 14 | 2004 | Q | Portland | L, 0-2 | 3 | 13 |
| 2018 | DSF | Lehigh Valley | L, 1-3 | 11 | 14 | 2003 | CQF | Manitoba | L, 1-3 | 4 | 6 |
| 2017 | CF | Syracuse | L, 1-4 | 12 | 22 | 2002 | Q | St. John's | L, 0-2 | 2 | 7 |
| | DF | Hershey | W, 4-3 | 18 | 14 | 2001 | CF | Saint John | L, 1-4 | 9 | 16 |
| | DSF | W-B/Scranton | W, 3-2 | 14 | 12 | | CSF | Worcester | W, 4-3 | 13 | 17 |
| 2016 | DSF | W-B/Scranton | L, 0-3 | 9 | 12 | | CQF | Hartford | W, 3-2 | 13 | 13 |
| 2015 | CQF | Hartford | L, 2-3 | 8 | 10 | 2000 | CF | Hartford | L, 3-4 | 20 | 20 |
| 2014 | CSF | W-B/Scranton | L, 3-4 | 22 | 22 | | CSF | Lowell | W, 4-0 | 17 | 9 |
| | CQF | Springfield | W, 3-2 | 18 | 13 | | CQF | Quebec | W, 3-0 | 14 | 9 |
| 2013 | CSF | W-B/Scranton | L, 3-4 | 16 | 22 | 1999 | F | Rochester | W, 4-1 | 20 | 9 |
| | CQF | Hershey | W, 3-2 | 19 | 17 | | CF | Fredericton | W, 4-2 | 24 | 18 |
| 2012 | DNQ | | | | | | CSF | Hartford | W, 4-0 | 17 | 12 |
| 2011 | DNQ | | | | | | CQF | Worcester | W, 3-1 | 16 | 10 |
| 2010 | DNQ | | | | | 1998 | DNQ | | | | |
| 2009 | CF | Hershey | L, 1-4 | 12 | 18 | 1997 | CSF | Springfield | L, 1-4 | 7 | 14 |
| | DF | Worcester | W, 4-2 | 19 | 14 | | CQF | Worcester | W, 3-2 | 20 | 18 |
| | DSF | Portland | W, 4-1 | 11 | 7 | 1996 | CQF | Springfield | L, 1-3 | 15 | 15 |
| 2008 | DF | Portland | L, 2-4 | 22 | 16 | 1995 | DF | Albany | L, 2-4 | 26 | 24 |
| | DSF | Manchester | W, 4-0 | 11 | 6 | | DSF | Portland | W, 4-3 | 30 | 30 |
| 2007 | DF | Manchester | L, 2-4 | 15 | 17 | 1994 | DNQ | | | | |
| | DSF | Hartford | W, 4-3 | 22 | 20 | 1993 | DSF | Springfield | L, 2-4 | 23 | 18 |
| 2006 | DSF | Portland | L, 2-4 | 18 | 27 | | | | | | |
| 2005 | CF | Philadelphia | L, 2-4 | 12 | 18 | | | | | | |
| | DF | Lowell | W, 4-1 | 17 | 13 | | | | | | |
| | DSF | Manchester | W, 4-2 | 22 | 14 | | | | | | |

DID YOU KNOW?

Providence had 14 alumni skate in the 2019 postseason for Boston, combining for 55 goals and 151 points in the Bruins' run to the Stanley Cup Final.

Rochester Americans

Season Results

| Season | Aff | Head Coach | GP | W | L | T | OTL | SOL | PTS | GF | GA | Finish | Playoff Result (W-L Record) |
|----------------|------------|--|--------------|--------------|--------------|------------|-----------|-----------|--------------|---------------|---------------|----------------------|-------------------------------------|
| 1956-57 | | Billy Reay | 64 | 34 | 25 | 5 | -- | -- | 73 | 224 | 199 | 3rd | Lost Calder Cup Finals (5-5) |
| 1957-58 | | Rollie McLenahan | 70 | 29 | 35 | 6 | -- | -- | 64 | 205 | 242 | 5th | Did not qualify |
| 1958-59 | | "Bucko" McDonald, Sam Pollock, Steve Kraftcheck | 70 | 34 | 31 | 5 | -- | -- | 73 | 242 | 209 | 3rd | Lost Semifinals (1-4) |
| 1959-60 | | Steve Kraftcheck | 72 | 40 | 27 | 5 | -- | -- | 85 | 285 | 211 | 2nd | Lost Calder Cup Finals (5-7) |
| 1960-61 | | Steve Kraftcheck, Jack Riley | 72 | 32 | 36 | 4 | -- | -- | 68 | 261 | 244 | 5th | Did not qualify |
| 1961-62 | | Johnny Crawford | 70 | 33 | 31 | 6 | -- | -- | 72 | 234 | 240 | 3rd, Western | Lost Quarterfinals (0-2) |
| 1962-63 | | Rudy Migay | 72 | 24 | 39 | 9 | -- | -- | 57 | 241 | 270 | 3rd, Western | Lost Quarterfinals (0-2) |
| 1963-64 | | Joe Crozier | 72 | 40 | 30 | 2 | -- | -- | 82 | 256 | 223 | 2nd, Western | Lost Quarterfinals (0-2) |
| 1964-65 | | Joe Crozier | 72 | 48 | 21 | 3 | -- | -- | 99 | 310 | 199 | 1st, Western | Won Calder Cup (8-2) |
| 1965-66 | | Joe Crozier | 72 | 46 | 21 | 5 | -- | -- | 97 | 288 | 221 | 1st, Western | Won Calder Cup (8-4) |
| 1966-67 | | Joe Crozier | 72 | 38 | 25 | 9 | -- | -- | 85 | 300 | 223 | 2nd, Western | Lost Calder Cup Finals (6-7) |
| 1967-68 | | Joe Crozier | 72 | 38 | 25 | 9 | -- | -- | 85 | 273 | 233 | 1st, Western | Won Calder Cup (8-3) |
| 1968-69 | | Dick Gamble | 74 | 25 | 38 | 11 | -- | -- | 61 | 237 | 295 | 4th, Western | Did not qualify |
| 1969-70 | | Dick Gamble | 72 | 18 | 38 | 16 | -- | -- | 52 | 253 | 315 | 5th, Western | Did not qualify |
| 1970-71 | | Dick Gamble, John O'Flaherty | 72 | 25 | 36 | 11 | -- | -- | 61 | 222 | 248 | 4th, Western | Did not qualify |
| 1971-72 | VAN | Doug Adam, Don Cherry | 76 | 28 | 38 | 10 | -- | -- | 66 | 242 | 311 | 5th, Eastern | Did not qualify |
| 1972-73 | -- | Don Cherry | 76 | 33 | 31 | 12 | -- | -- | 78 | 239 | 276 | 3rd, Eastern | Lost Quarterfinals (2-4) |
| 1973-74 | -- | Don Cherry | 76 | 42 | 21 | 13 | -- | -- | 97 | 296 | 248 | 1st, Northern | Lost Quarterfinals (2-4) |
| 1974-75 | BOS | Dick Mattiussi | 76 | 42 | 25 | 9 | -- | -- | 93 | 317 | 243 | 2nd, Northern | Lost Semifinals (6-6) |
| 1975-76 | BOS | Dick Mattiussi | 76 | 42 | 25 | 9 | -- | -- | 93 | 304 | 243 | 2nd, Northern | Lost Semifinals (3-4) |
| 1976-77 | BOS | Duane Rupp | 80 | 42 | 33 | 5 | -- | -- | 89 | 320 | 273 | 3rd | Lost Calder Cup Finals (6-6) |
| 1977-78 | BOS | Duane Rupp | 81 | 43 | 31 | 7 | -- | -- | 93 | 332 | 296 | 1st, Southern | Lost Semifinals (2-4) |
| 1978-79 | BOS | Duane Rupp, Gary Darling, Ron Garwasiuk, Pat Kelly | 80 | 26 | 42 | 12 | -- | -- | 64 | 289 | 349 | 4th, Southern | Did not qualify |
| 1979-80 | BUF | Billy Inglis | 80 | 28 | 42 | 10 | -- | -- | 66 | 260 | 327 | 4th, Southern | Lost Quarterfinals (0-4) |
| 1980-81 | BUF | Mike Keenan | 80 | 30 | 42 | 8 | -- | -- | 68 | 295 | 316 | 5th, Southern | Did not qualify |
| 1981-82 | BUF | Mike Keenan | 80 | 40 | 31 | 9 | -- | -- | 89 | 325 | 286 | 2nd, Southern | Lost Semifinals (4-6) |
| 1982-83 | BUF | Mike Keenan | 80 | 46 | 25 | 9 | -- | -- | 101 | 389 | 325 | 1st, Southern | Won Calder Cup (12-4) |
| 1983-84 | BUF | Joe Crozier | 80 | 46 | 32 | 2 | -- | -- | 94 | 363 | 300 | 2nd, Southern | Lost Calder Cup Finals (9-9) |
| 1984-85 | BUF | Jim Schoenfeld, John Van Boxmeer | 80 | 40 | 27 | 13 | -- | -- | 93 | 333 | 301 | 3rd, Southern | Lost Quarterfinals (1-4) |
| 1985-86 | BUF | John Van Boxmeer | 80 | 34 | 39 | 7 | -- | -- | 75 | 320 | 337 | 6th, Southern | Did not qualify |
| 1986-87 | BUF | John Van Boxmeer | 80 | 47 | 26 | -- | -- | 7 | 101 | 315 | 263 | 1st, Southern | Won Calder Cup (12-6) |
| 1987-88 | BUF | John Van Boxmeer | 80 | 46 | 26 | 7 | 1 | -- | 100 | 328 | 272 | 2nd, Southern | Lost Quarterfinals (3-4) |
| 1988-89 | BUF | John Van Boxmeer | 80 | 38 | 37 | 5 | -- | -- | 81 | 305 | 302 | 5th, Southern | Did not qualify |
| 1989-90 | BUF | John Van Boxmeer | 80 | 43 | 28 | 9 | -- | -- | 95 | 337 | 286 | 1st, Southern | Lost Calder Cup Finals (10-7) |
| 1990-91 | BUF | Don Lever | 80 | 45 | 26 | 9 | -- | -- | 99 | 326 | 253 | 1st, Southern | Lost Calder Cup Finals (10-5) |
| 1991-92 | BUF | Don Lever | 80 | 37 | 31 | 12 | -- | -- | 86 | 292 | 248 | 2nd, Southern | Lost Semifinals (9-7) |
| 1992-93 | BUF | John Van Boxmeer | 80 | 40 | 33 | 7 | -- | -- | 87 | 348 | 332 | 2nd, Southern | Lost Calder Cup Finals (9-8) |
| 1993-94 | BUF | John Van Boxmeer | 80 | 31 | 34 | 15 | -- | -- | 77 | 277 | 300 | 4th, Southern | Lost Division Semifinals (0-4) |
| 1994-95 | BUF | John Van Boxmeer | 80 | 35 | 38 | 7 | -- | -- | 77 | 300 | 304 | 4th, Southern | Lost Division Semifinals (1-4) |
| 1995-96 | BUF | John Tortorella | 80 | 37 | 34 | 5 | 4 | -- | 83 | 294 | 297 | 3rd, Central | Won Calder Cup (15-4) |
| 1996-97 | BUF | John Tortorella | 80 | 40 | 30 | 9 | 1 | -- | 90 | 298 | 257 | 1st, Empire State | Lost Conference Semifinals (6-4) |
| 1997-98 | BUF | Brian McCutcheon | 80 | 30 | 38 | 12 | 0 | -- | 72 | 238 | 260 | 5th, Empire | Lost Conference Quarterfinals (1-3) |
| 1998-99 | BUF | Brian McCutcheon | 80 | 52 | 21 | 6 | 1 | -- | 111 | 287 | 176 | 1st, Empire | Lost Calder Cup Finals (12-8) |
| 1999-2000 | BUF | Brian McCutcheon | 80 | 46 | 22 | 9 | 3 | -- | 104 | 247 | 201 | 1st, Empire | Lost Calder Cup Finals (13-8) |
| 2000-01 | BUF | Randy Cunneynworth | 80 | 46 | 22 | 9 | 3 | -- | 104 | 224 | 192 | 1st, Mid-Atlantic | Lost Conference Quarterfinals (1-3) |
| 2001-02 | BUF | Randy Cunneynworth | 80 | 32 | 30 | 15 | 3 | -- | 82 | 206 | 211 | 2nd, Central (9) | Lost Qualifying Series (0-2) |
| 2002-03 | BUF | Randy Cunneynworth | 80 | 31 | 30 | 14 | 5 | -- | 81 | 219 | 221 | 2nd, Central (10) | Lost Qualifying Series (1-2) |
| 2003-04 | BUF | Randy Cunneynworth | 80 | 37 | 28 | 10 | 5 | -- | 89 | 207 | 188 | 3rd, North | Lost Conference Finals (9-7) |
| 2004-05 | BUF | Randy Cunneynworth | 80 | 51 | 19 | -- | 4 | 6 | 112 | 243 | 208 | 1st, North | Lost Division Finals (5-4) |
| 2005-06 | BUF/FLA | Randy Cunneynworth | 80 | 37 | 39 | -- | 2 | 2 | 78 | 261 | 270 | 5th, North | Did not qualify |
| 2006-07 | BUF/FLA | Randy Cunneynworth | 80 | 48 | 30 | -- | 1 | 1 | 98 | 269 | 250 | 2nd, North | Lost Division Semifinals (2-4) |
| 2007-08 | BUF/FLA | Randy Cunneynworth | 80 | 24 | 46 | -- | 6 | 4 | 58 | 197 | 297 | 7th, North | Did not qualify |
| 2008-09 | FLA | Benoit Groulx | 80 | 29 | 43 | -- | 0 | 8 | 66 | 184 | 259 | 7th, North | Did not qualify |
| 2009-10 | FLA | Benoit Groulx | 80 | 44 | 33 | -- | 2 | 1 | 91 | 253 | 247 | 2nd, North | Lost Division Semifinals (3-4) |
| 2010-11 | FLA | Chuck Weber | 80 | 31 | 39 | -- | 5 | 5 | 72 | 218 | 266 | 7th, North | Did not qualify |
| 2011-12 | BUF | Ron Rolston | 76 | 36 | 26 | -- | 10 | 4 | 86 | 224 | 221 | 2nd, North (7) | Lost Conference Quarterfinals (0-3) |
| 2012-13 | BUF | Ron Rolston, Chadd Cassidy | 76 | 43 | 29 | -- | 3 | 1 | 90 | 234 | 209 | 2nd, North (7) | Lost Conference Quarterfinals (0-3) |
| 2013-14 | BUF | Chadd Cassidy | 76 | 37 | 28 | -- | 6 | 5 | 85 | 216 | 217 | 2nd, North (7) | Lost Conference Quarterfinals (2-3) |
| 2014-15 | BUF | Chadd Cassidy | 76 | 29 | 41 | -- | 5 | 1 | 64 | 209 | 251 | 5th, North | Did not qualify |
| 2015-16 | BUF | Randy Cunneynworth | 76 | 34 | 38 | -- | 3 | 1 | 72 | 199 | 249 | 6th, North | Did not qualify |
| 2016-17 | BUF | Dan Lambert | 76 | 32 | 41 | -- | 0 | 3 | 67 | 205 | 240 | 6th, North | Did not qualify |
| 2017-18 | BUF | Chris Taylor | 76 | 37 | 22 | -- | 11 | 6 | 91 | 234 | 221 | 3rd, North | Lost Division Semifinals (0-3) |
| 2018-19 | BUF | Chris Taylor | 76 | 46 | 23 | -- | 5 | 2 | 99 | 254 | 218 | 2nd, North | Lost Division Semifinals (0-3) |
| | | TOTALS | 4,857 | 2,337 | 1,973 | 401 | 89 | 57 | 5,221 | 16,903 | 16,189 | | |

NOTE: NHL affiliations listed beginning with 1971-72 season

1958-59 -- McDonald (4-9-1), Pollock (9-11-1), Kraftcheck (21-11-3)... 1960-61 -- Kraftcheck (14-18-3), Riley (18-18-1)... 1970-71 -- Gamble (18-24-7), O'Flaherty (7-12-4)...

1971-72 -- Adam (12-20-5), Cherry (16-18-5)... 1978-79 -- Rupp (6-9-2), Darling (4-5-1), Garwasiuk (0-1-0), Kelly (16-27-9)... 1984-85 -- Schoenfeld (17-6-2), Van Boxmeer (23-21-11)...

2012-13 -- Rolston (27-18-2-1), Cassidy (16-11-1-0).



...In The System

- Rasmus Asplund (C), 5-11, 176 lbs., shoots left. Born 12/3/97, Filipstad, Sweden
Last year's team: Rochester (AHL) 75gp, 10+31=41pts.
- Will Borgen (D), 6-2, 187 lbs., shoots right. Born 12/19/96, Moorhead, Minn.
Last year's teams: Rochester (AHL) 71gp, 3+11=14pts... Buffalo (NHL) 4gp, 0+0=0pts.
- Casey Fitzgerald (D), 5-11, 185 lbs., shoots right. Born 2/25/97, North Reading, Mass.
Last year's teams: Boston College (NCAA) 39gp, 2+12=14pts... Rochester (AHL) 4gp, 1+2=3pts.
- Ukko-Pekka Luukkonen (G), 6-5, 214 lbs., catches left. Born 3/9/99, Espoo, Finland
Last year's teams: Sudbury (OHL) 53gp, 38-11-2, 2.50gaa, .920sv%... Rochester (AHL) 1gp, 1-0-0, 2.00gaa, .941sv%
- Tage Thompson (RW), 6-6, 205 lbs., shoots right. Born 10/30/97, Phoenix, Ariz.
Last year's teams: Buffalo (NHL) 65gp, 7+5=12pts... Rochester (AHL) 8gp, 6+3=9pts.



2019-20 Schedule (All Times Local)

| Day | Date | Time | Opponent | Day | Date | Time | Opponent |
|-----|----------|---------|---------------|-----|---------|---------|-----------------|
| Fri | 10/4/19 | 7:05 PM | Syracuse | Sat | 1/18/20 | 7:05 PM | @ Lehigh Valley |
| Fri | 10/11/19 | 7:05 PM | @ Springfield | Sun | 1/19/20 | 5:00 PM | @ Hershey |
| Sat | 10/12/19 | 7:05 PM | @ Providence | Wed | 1/22/20 | 7:00 PM | @ Cleveland |
| Sun | 10/13/19 | 3:00 PM | @ Hartford | Fri | 1/24/20 | 7:05 PM | Laval |
| Fri | 10/18/19 | 7:05 PM | Cleveland | Sat | 1/25/20 | 7:00 PM | @ Syracuse |
| Sat | 10/19/19 | 7:00 PM | @ Utica | Fri | 1/31/20 | 7:05 PM | Syracuse |
| Wed | 10/23/19 | 7:05 PM | Hershey | Sat | 2/1/20 | 7:05 PM | @ Binghamton |
| Sat | 10/26/19 | 7:00 PM | @ Syracuse | Wed | 2/5/20 | 7:00 PM | @ Cleveland |
| Sun | 10/27/19 | 5:05 PM | @ Springfield | Fri | 2/7/20 | 7:05 PM | Syracuse |
| Wed | 10/30/19 | 7:05 PM | Providence | Tue | 2/8/20 | 4:00 PM | @ Toronto |
| Fri | 11/1/19 | 7:05 PM | Binghamton | Sat | 2/11/20 | 7:00 PM | @ Charlotte |
| Sat | 11/2/19 | 7:00 PM | @ Utica | Wed | 2/12/20 | 7:00 PM | @ Charlotte |
| Fri | 11/8/19 | 7:05 PM | Binghamton | Sat | 2/15/20 | 7:00 PM | @ Syracuse |
| Wed | 11/13/19 | 7:05 PM | Syracuse | Sun | 2/16/20 | 3:05 PM | Utica |
| Fri | 11/15/19 | 7:05 PM | Cleveland | Wed | 2/19/20 | 7:05 PM | Belleville |
| Sat | 11/16/19 | 7:00 PM | @ Utica | Fri | 2/21/20 | 7:05 PM | Lehigh Valley |
| Fri | 11/22/19 | 7:05 PM | Hartford | Sat | 2/22/20 | 7:05 PM | Cleveland |
| Sat | 11/23/19 | 7:05 PM | @ Binghamton | Wed | 2/26/20 | 7:05 PM | Utica |
| Fri | 11/29/19 | 7:05 PM | Toronto | Fri | 2/28/20 | 7:05 PM | Laval |
| Sat | 11/30/19 | 7:00 PM | @ Cleveland | Sat | 2/29/20 | 7:00 PM | @ Syracuse |
| Wed | 12/4/19 | 7:05 PM | Toronto | Wed | 3/4/20 | 7:05 PM | Utica |
| Fri | 12/6/19 | 7:05 PM | Charlotte | Fri | 3/6/20 | 7:00 PM | @ Belleville |
| Sat | 12/7/19 | 7:05 PM | Charlotte | Sat | 3/7/20 | 7:00 PM | @ Belleville |
| Wed | 12/11/19 | 7:05 PM | W-B/Scranton | Wed | 3/11/20 | 7:05 PM | Binghamton |
| Fri | 12/13/19 | 7:30 PM | @ Laval | Fri | 3/13/20 | 7:05 PM | Syracuse |
| Sat | 12/14/19 | 3:00 PM | @ Laval | Sun | 3/15/20 | 3:00 PM | @ Cleveland |
| Wed | 12/18/19 | 7:05 PM | @ Binghamton | Tue | 3/17/20 | 1:30 PM | @ Toronto (SBA) |
| Fri | 12/20/19 | 7:05 PM | Binghamton | Fri | 3/20/20 | 7:05 PM | Springfield |
| Sat | 12/21/19 | 7:05 PM | Utica | Sat | 3/21/20 | 7:05 PM | Springfield |
| Fri | 12/27/19 | 7:05 PM | Belleville | Wed | 3/25/20 | 7:05 PM | Toronto |
| Sat | 12/28/19 | 7:05 PM | @ Binghamton | Sat | 3/28/20 | 7:05 PM | @ W-B/Scranton |
| Tue | 12/31/19 | 5:00 PM | @ Utica | Sun | 3/29/20 | 3:00 PM | @ Bridgeport |
| Fri | 1/3/20 | 7:00 PM | @ Belleville | Wed | 4/1/20 | 7:05 PM | Utica |
| Sat | 1/4/20 | 4:00 PM | @ Toronto | Fri | 4/3/20 | 7:05 PM | Syracuse |
| Wed | 1/8/20 | 7:05 PM | Binghamton | Sat | 4/4/20 | 7:00 PM | @ Syracuse |
| Fri | 1/10/20 | 7:05 PM | Belleville | Wed | 4/8/20 | 7:00 PM | @ Utica |
| Sat | 1/11/20 | 7:00 PM | @ Syracuse | Fri | 4/10/20 | 7:05 PM | Bridgeport |
| Fri | 1/17/20 | 7:05 PM | Cleveland | Sat | 4/11/20 | 7:05 PM | @ Binghamton |

(SBA) at Scotiabank Arena



Zach Redmond

Zach Redmond enjoyed a career year with the Amerks in 2018-19 en route to capturing the Eddie Shore Award as the AHL's outstanding defenseman. Redmond scored 21 goals, breaking a 46-year-old franchise record, and finished third among all league blueliners with 50 points in just 58 games.



Victor Olofsson

Speedy forward Victor Olofsson took the AHL by storm in his first North American season, earning CCM/AHL Player of the Month honors in October before going on to lead the Amerks in goals (30), assists (33) and points (63). Olofsson also made his NHL debut for Buffalo and notched two goals and two assists in six games with the Sabres.

All-Time Regular Season Team Records

| | | |
|---|---------------|--|
| Division championships (regular season)..... | 14..... | 1964-65, 1965-66, 1967-68, 1973-74, 1977-78, 1982-83, 1986-87, 1989-90, 1990-91, 1996-97, 1998-99, 1999-2000, 2000-01, 2004-05 |
| Overall regular season point championships..... | 6..... | 1964-65, 1967-68, 1973-74, 1982-83, 1990-91, 2004-05 |
| Most points in a season..... | 112..... | 2004-05 |
| Fewest points in one season..... | 52..... | 1969-70 |
| Most wins in one season..... | 52..... | 1998-99 |
| Fewest wins in one season..... | 18..... | 1969-70 |
| Most losses in one season (L+OTL)..... | 52..... | 2007-08 |
| Fewest losses in one season (L+OTL)..... | 21..... | 1964-65, 1965-66, 1973-74 |
| Most ties in one season..... | 16..... | 1969-70 |
| Fewest ties in one season..... | 2..... | 1963-64, 1983-84 |
| Most shootout losses in one season..... | 8..... | 2008-09 |
| Fewest shootout losses in one season..... | 1..... | 2009-10, 2012-13, 2014-15, 2015-16 |
| Most goals scored in one season..... | 389..... | 1982-83 |
| Fewest goals scored in one season..... | 184..... | 2008-09 |
| Most goals allowed in one season..... | 349..... | 1978-79 |
| Fewest goals allowed in one season..... | 176..... | 1998-99 |
| Most penalty minutes in one season..... | 2,588..... | 1995-96 |
| Longest winning streak overall..... | 11 games..... | 10/11/84-11/2/84 10/12/09-11/10/09 |
| Longest winning streak at home..... | 17 games..... | 12/17/04-3/4/05 |
| Longest undefeated streak overall..... | 14 games..... | three times; last: 2/6/00-3/10/00 |
| Longest points streak overall..... | 14 games..... | three times; last: 2/6/00-3/10/00 (12-0-2-0) |
| Longest losing (L+OTL) streak overall..... | 10 games..... | 2/6/81-2/21/81 10/7/88-10/29/88 12/1/07-12/26/07 |
| Longest winless streak overall..... | 14 games..... | 3/20/70-4/5/70 (0-10-4) |

All-Time Regular Season Individual Player Records

| | | |
|--|----------|---|
| Players | | |
| Most points in one season..... | 119..... | Geordie Robertson, 1982-83 |
| Most goals in one season..... | 61..... | Paul Gardner, 1985-86 |
| Most assists in one season..... | 73..... | Geordie Robertson, 1982-83 |
| Most penalty minutes in one season..... | 446..... | Rob Ray, 1988-89 |
| Most power-play goals in one season..... | 25..... | Paul Gardner, 1985-86 Thomas Vanek, 2004-05 |
| Most shorthanded goals in one season..... | 11..... | Gary McAdam, 1982-83 (AHL record) |
| Most game-winning goals in one season..... | 10..... | Dean Sylvester, 1998-99 |
| Most points in one game..... | 7..... | Ed Joyal, 2/24/67 vs. BUF (3-4) Geordie Robertson, 12/26/83 vs. BAL (1-6) Darrin Shannon, 1/13/91 vs. CB (3-4) |
| Most goals in one game..... | 5..... | Dave Hynes, 1/17/75 vs. NH Donald Audette, 10/29/89 Jason Pominville, 10/21/05 vs. CLE |
| Most assists in one game..... | 6..... | Rudy Migay, 2/6/59 vs. PRO Ed Litzenberger, 1/24/65 vs. QUE Geordie Robertson, 12/26/83 vs. BAL Chris Taylor, 10/21/05 vs. CLE |

Goaltenders

| | | |
|--|------------|--|
| Most appearances in one season..... | 72..... | Gerry Cheevers, 1964-65 |
| Most minutes played in one season..... | 4,359..... | Gerry Cheevers, 1964-65 |
| Most wins in one season..... | 48..... | Gerry Cheevers, 1964-65 (AHL record) |
| Most losses in one season..... | 27..... | Ed Walsh, 1979-80 Jacques Cloutier, 1980-81 |
| Most ties/OT/shootout losses in one season..... | 8..... | Vince Tremblay, 1984-85 |
| Most shutouts in one season..... | 8..... | Ryan Miller, 2004-05 |
| Lowest GAA in one season (min. 25 gms.)..... | 2.07..... | Martin Biron, 1998-99 |
| Highest save percentage in one season (min. 25 gms.)..... | .930..... | Martin Biron, 1998-99 |



Kevin Porter

A veteran of 249 NHL games, Kevin Porter produced 10 goals and 29 assists in 58 games while serving as Rochester's team captain in 2018-19. Porter and the Amerks finished with the fourth-best record in the AHL last season, and the club's 46 wins were their most since 2006-07.



Lawrence Pilut

The Swedish Hockey League's top defenseman in 2017-18, Lawrence Pilut came to North America last season and made an immediate impact, recording 26 points and a plus-22 rating in 30 games with Rochester. Pilut also skated in 33 NHL contests with Buffalo, registering one goal and five assists.

All-Time Regular Season Points Leaders

| Name | GP | G | A | PTS | Seasons |
|---------------------|-----|-----|-----|-----|--------------|
| 1 Jody Gage | 653 | 351 | 377 | 728 | 1985-96 |
| 2 Dick Gamble | 571 | 300 | 265 | 565 | 1961-70 |
| 3 Bronco Horvath | 473 | 199 | 343 | 542 | 1956-70 |
| 4 Gerry Ehman | 465 | 237 | 283 | 520 | 1960-67 |
| 5 Chris Taylor | 519 | 142 | 339 | 481 | 99-06, 09-11 |
| 6 Stan Smrke | 513 | 197 | 239 | 436 | 1957-67 |
| 7 Geordie Robertson | 359 | 164 | 231 | 395 | 1979-89 |
| 8 Norm Armstrong | 566 | 166 | 225 | 391 | 1962-73 |
| 9 Scott Metcalfe | 499 | 137 | 212 | 349 | 88-91, 94-98 |
| 10 Bob Mongrain | 322 | 153 | 186 | 339 | 1979-84 |

All-Time Regular Season Goaltending Leaders (Wins)

| Name | GP | W | L | T/SOL | GAA | SV% | SO | Seasons |
|--------------------|-----|-----|----|-------|------|------|----|---------------------|
| 1 Bobby Perreault | 205 | 110 | 63 | 17 | 3.03 | n/a | 16 | 56-57, 62-63, 65-69 |
| 2 Gerry Cheevers | 176 | 102 | 64 | 9 | 2.94 | n/a | 10 | 1961-65 |
| 3 Jacques Cloutier | 187 | 96 | 70 | 13 | 3.44 | n/a | 3 | 80-86, 88-89 |
| 4 Ryan Miller | 172 | 92 | 61 | 16 | 2.34 | .922 | 15 | 2002-06 |
| 5 Darcy Wakaluk | 181 | 81 | 57 | 13 | 3.36 | .885 | 7 | 1986-91 |



C.J. Smith

C.J. Smith assembled an impressive sophomore campaign in 2018-19, tallying 28 goals and 30 assists for 58 points in 62 games with Rochester. He also scored twice in an 11-game stint with Buffalo, becoming the first player from the state of Iowa ever to score an NHL goal.

Americans

History of Team Captains

| | | | | | |
|---------|---|-----------|------------------------------|---------|--|
| 1956-57 | Gordie Hannigan | 1978-79 | Ron Garwasiuk, Steve Langdon | 2002-03 | Doug Houda |
| 1957-58 | Benny Woit | 1979-80 | Ron Schock, Bill Stewart | 2003-04 | Domenic Pittis |
| 1958-59 | Steve Kraftcheck | 1980-81 | Jim Walsh | 2004-06 | Chris Taylor |
| 1959-60 | Rudy Migay | 1981-82 | Chris Halyk | 2006-07 | Brandon Smith |
| 1960-61 | Dave Creighton | 1982-83 | Mal Davis | 2007-08 | Clarke MacArthur, Drew Larman |
| 1961-62 | Steve Kraftcheck | 1982-84 | Bob Mongrain | 2008-10 | Rory Fitzpatrick |
| 1962-63 | Bob Armstrong | 1984-85 | Chris Langevin, Ted Nolan | 2010-11 | none |
| 1963-64 | Al Arbour | 1985-86 | Mal Davis | 2011-12 | Colin Stuart |
| 1964-65 | Larry Hillman | 1986-87 | Don Lever, Dave Fenyves | 2012-13 | Kevin Porter, Matt Ellis |
| 1965-66 | Dick Gamble, Don Cherry | 1987-90 | Jim Hofford | 2013-14 | Matt Ellis, Drew Bagnall, Kevin Porter, Jamie Tardif |
| 1965-67 | Gerry Ehman | 1988-89 | Richie Dunn | 2014-15 | Drew Bagnall, Mark Pysyk, Jerry D'Amigo |
| 1967-69 | Don Cherry | 1990-92 | Steve Ludzik | 2015-17 | Cal O'Reilly |
| 1969-71 | Norm Armstrong | 1992-95 | Jody Gage | 2017-19 | Kevin Porter |
| 1971-73 | Bob Ellett | 1993-94 | James Black | | |
| 1973-74 | none | 1994-95 | Todd Simon | | |
| 1974-75 | Billy Knibbs | 1995-97 | Dane Jackson | | |
| 1975-76 | Barry Merrell, Rick Pagnutti, Rene Drolet | 1995-96 | Dixon Ward | | |
| 1976-77 | Rene Drolet, Rod Graham | 1997-99 | Scott Nichol | | |
| 1977-78 | Gordie Clark, Darryl Edestrand | 1997-2002 | Mike Hurlbut | | |

Retired Numbers

| | |
|----|------------------------|
| #6 | Norm "Red" Armstrong |
| #9 | Dick Gamble, Jody Gage |



Blue Cross Arena at the Rochester War Memorial

The downtown Blue Cross Arena at the Rochester War Memorial enters its 64th season as the home of the Rochester Americans in 2019-20. In its history, the arena has hosted two AHL All-Star Games (1957, 2000) and 16 Calder Cup Finals. The multi-purpose facility is the longest-serving arena in the AHL after having opened its doors to the public on Oct. 18, 1955.



Playoff Facts

| | |
|---|---|
| Number participated in: | 46 |
| Number of individual series won: | 44 |
| Number of individual series lost: | 40 |
| Total number of playoff games played: | 417 |
| Games won: | 212 |
| Games lost: | 205 |
| Number of overtime games: | 70 |
| Overtime games won: | 29 |
| Overtime games lost: | 41 |
| Number of games opponents shut out: | 19 |
| Number of games were shut out by opponents: | 15 |
| Calder Cup Championships: | 6 (1965, '66, '68, '83, '87, '96) |
| Losing Finalist: | 10 (1957, '60, '67, '77, '84, '90, '91, '93, '99, 2000) |

All-Time Playoff Points Leaders

| Player | GP | G | A | PTS | Seasons |
|---------------------|----|----|----|-----|--------------|
| 1 Jody Gage | 81 | 36 | 43 | 79 | 1986-95 |
| 2 Domenic Pittis | 57 | 16 | 54 | 70 | 98-00, 03-04 |
| 3 Dan Frawley | 76 | 19 | 27 | 46 | 1991-97 |
| 4 Gates Orlando | 45 | 15 | 30 | 45 | 1983-88 |
| 5 Geordie Robertson | 42 | 19 | 24 | 43 | 1979-85 |
| 6 Jim Wiemer | 47 | 8 | 34 | 42 | 1981-84 |
| Randy Cunneynworth | 67 | 18 | 24 | 42 | 81-85, 98-99 |
| 8 Bronco Horvath | 46 | 15 | 26 | 41 | 1956-68 |
| 9 Dixon Ward | 19 | 11 | 24 | 35 | 1995-96 |
| 10 Stan Smrke | 46 | 15 | 18 | 33 | 1959-67 |

All-Time Playoff Individual Player Records

| | |
|---|---|
| Players | |
| Most points in one playoff | 35 Dixon Ward, 1996 |
| Most goals in one playoff | 14 Jody Gage, 1987 Sean McKenna, 1983 J.P. Dumont, 2000 |
| Most assists in one playoff | 26 Domenic Pittis, 2000 |
| Most games played all-time | 81 Jody Gage |
| Goaltenders | |
| Most appearances all-time | 43 Bobby Perreault |
| Most wins in one playoff | 15 Steve Shields, 1996 |
| Most losses in one playoff | 9 Jacques Cloutier, 1984 |
| Most shutouts in one playoff | 6 Mika Noronen, 2000 |
| Lowest GAA in one playoff (min. 5 games) | 1.80 Mika Noronen, 2000 |
| Highest save percentage in one playoff (min. 5 games) | .935 Mika Noronen, 2000 |

All-Time Playoff Results

| Year | Round | Opponent | Result | GF | GA | Year | Round | Opponent | Result | GF | GA | Year | Round | Opponent | Result | GF | GA |
|------|-------|--------------|--------|----|----|------|-------|----------------|--------|----|----|------|-------|-------------|--------|----|----|
| 2019 | DSF | Toronto | L, 0-3 | 4 | 10 | 1996 | F | Portland | W, 4-3 | 24 | 22 | 1981 | DNQ | | | | |
| 2018 | DSF | Syracuse | L, 0-3 | 10 | 18 | | CSF | Syracuse | W, 4-1 | 23 | 16 | 1980 | QF | New Haven | L, 0-4 | 11 | 22 |
| 2017 | DNQ | | | | | | CSF | Cornwall | W, 4-0 | 15 | 8 | 1979 | DNQ | | | | |
| 2016 | DNQ | | | | | | CQF | Adirondack | W, 3-0 | 13 | 2 | 1978 | SF | New Haven | L, 2-4 | 21 | 17 |
| 2015 | DNQ | | | | | 1995 | DSF | Binghamton | L, 1-4 | 10 | 21 | 1977 | F | Nova Scotia | L, 2-4 | 15 | 22 |
| 2014 | CQF | Chicago | L, 2-3 | 15 | 16 | 1994 | DSF | Hershey | L, 0-4 | 11 | 18 | | SF | New Haven | W, 4-2 | 26 | 20 |
| 2013 | CQF | Toronto | L, 0-3 | 5 | 11 | 1993 | F | Cape Breton | L, 1-4 | 13 | 27 | 1976 | SF | Nova Scotia | L, 0-4 | 9 | 22 |
| 2012 | CQF | Toronto | L, 0-3 | 6 | 11 | | DF | Binghamton | W, 4-3 | 26 | 21 | | QF | Providence | W, 3-0 | 14 | 8 |
| 2011 | DNQ | | | | | | DSF | Utica | W, 4-1 | 24 | 15 | 1975 | SF | Springfield | L, 2-4 | 19 | 24 |
| 2010 | DSF | Abbotsford | L, 3-4 | 22 | 19 | 1992 | SF | Adirondack | L, 1-2 | 8 | 10 | | QF | Nova Scotia | W, 4-2 | 19 | 17 |
| 2009 | DNQ | | | | | | DF | Binghamton | W, 4-3 | 22 | 22 | 1974 | QF | New Haven | L, 2-4 | 16 | 25 |
| 2008 | DNQ | | | | | | DSF | Hershey | W, 4-2 | 20 | 16 | 1973 | QF | Boston | L, 2-4 | 24 | 27 |
| 2007 | DSF | Hamilton | L, 2-4 | 15 | 21 | 1991 | F | Springfield | L, 2-4 | 17 | 23 | 1972 | DNQ | | | | |
| 2006 | DNQ | | | | | | SF | Binghamton | W, 4-0 | 22 | 13 | 1971 | DNQ | | | | |
| 2005 | DF | Manitoba | L, 1-4 | 11 | 15 | | QF | Hershey | W, 4-1 | 23 | 12 | 1970 | DNQ | | | | |
| | DSF | Hamilton | W, 4-0 | 14 | 9 | 1990 | F | Springfield | L, 2-4 | 22 | 22 | 1969 | DNQ | | | | |
| 2004 | CF | Milwaukee | L, 1-4 | 9 | 12 | | SF | Baltimore | W, 4-2 | 24 | 19 | 1968 | F | Quebec | W, 4-2 | 24 | 21 |
| | DF | Hamilton | W, 4-0 | 14 | 3 | | QF | Utica | W, 4-1 | 20 | 15 | | SF | Hershey | W, 4-1 | 16 | 13 |
| | DSF | Syracuse | W, 4-3 | 29 | 17 | 1989 | DNQ | | | | | 1967 | F | Pittsburgh | L, 0-4 | 6 | 18 |
| 2003 | Q | Milwaukee | L, 1-2 | 10 | 13 | | QF | Adirondack | L, 3-4 | 29 | 28 | | SF | Baltimore | W, 3-1 | 18 | 13 |
| 2002 | Q | Philadelphia | L, 0-2 | 4 | 7 | 1988 | F | Sherbrooke | W, 4-3 | 30 | 33 | | QF | Cleveland | W, 3-2 | 10 | 11 |
| 2001 | CQF | Philadelphia | L, 1-3 | 7 | 11 | | SF | Binghamton | W, 4-2 | 20 | 12 | 1966 | F | Cleveland | W, 4-2 | 19 | 10 |
| 2000 | F | Hartford | L, 2-4 | 10 | 14 | | QF | Hershey | W, 4-1 | 24 | 17 | | SF | Quebec | W, 4-2 | 25 | 19 |
| | CF | Hershey | W, 4-0 | 19 | 8 | 1986 | DNQ | | | | | 1965 | F | Hershey | W, 4-1 | 21 | 13 |
| | CSF | Hamilton | W, 4-2 | 20 | 12 | 1985 | QF | Baltimore | L, 1-4 | 19 | 28 | | SF | Quebec | W, 4-1 | 22 | 11 |
| | CQF | Albany | W, 3-2 | 11 | 7 | 1984 | F | Maine | L, 1-4 | 19 | 26 | 1964 | QF | Cleveland | L, 0-2 | 4 | 10 |
| 1999 | F | Providence | L, 1-4 | 9 | 20 | | SF | Baltimore | W, 4-2 | 27 | 21 | 1963 | QF | Cleveland | L, 0-2 | 6 | 12 |
| | CF | Philadelphia | W, 4-2 | 19 | 12 | | QF | St. Catharines | W, 4-3 | 29 | 23 | 1962 | QF | Buffalo | L, 0-2 | 3 | 8 |
| | CSF | Hamilton | W, 4-2 | 18 | 11 | 1983 | F | Maine | W, 4-0 | 15 | 7 | 1961 | DNQ | | | | |
| | CQF | Adirondack | W, 3-0 | 10 | 5 | | SF | New Haven | W, 4-3 | 24 | 21 | 1960 | F | Springfield | L, 1-4 | 16 | 17 |
| 1998 | CQF | Philadelphia | L, 1-3 | 12 | 18 | | QF | Binghamton | W, 4-1 | 26 | 19 | | SF | Cleveland | W, 4-3 | 24 | 19 |
| 1997 | CSF | Albany | L, 3-4 | 24 | 23 | 1982 | SF | Binghamton | L, 1-4 | 14 | 22 | 1959 | SF | Buffalo | L, 1-4 | 10 | 12 |
| | CQF | Syracuse | W, 3-0 | 16 | 8 | | QF | New Haven | W, 3-1 | 19 | 15 | 1958 | DNQ | | | | |
| | | | | | | | | | | | | 1957 | F | Cleveland | L, 1-4 | 14 | 20 |
| | | | | | | | | | | | | | SF | Providence | W, 4-1 | 15 | 7 |

DID YOU KNOW?

Rochester owned the best road record in the AHL in 2018-19, tying a franchise record with 25 road victories. The Amerks collected points in 29 of their 38 contests away from Blue Cross Arena (25-9-3-1).

Season Results

| Season | Aff | Head Coach | GP | W | L | T | OTL | SOL | PTS | GF | GA | Finish | Playoff Result (W-L Record) |
|---------------|-----|-----------------------------|------------|------------|------------|-----------|-----------|-----------|--------------|--------------|--------------|-------------------|----------------------------------|
| 2007-08 | CHI | Mike Haviland | 80 | 44 | 26 | -- | 4 | 6 | 98 | 247 | 231 | 2nd, West | Lost Division Finals (7-5) |
| 2008-09 | CHI | Bill Peters | 80 | 40 | 34 | -- | 0 | 6 | 86 | 229 | 220 | 4th, West | Lost Division Semifinals (0-4) |
| 2009-10 | CHI | Bill Peters | 80 | 44 | 30 | -- | 3 | 3 | 94 | 226 | 226 | 3rd, West | Lost Division Semifinals (0-4) |
| 2010-11 | CHI | Bill Peters | 80 | 38 | 33 | -- | 4 | 5 | 85 | 216 | 245 | 8th, West | Did not qualify |
| 2011-12 | CHI | Ted Dent | 76 | 35 | 32 | -- | 2 | 7 | 79 | 207 | 228 | 5th, Midwest (12) | Did not qualify |
| 2012-13 | CHI | Ted Dent | 76 | 42 | 31 | -- | 2 | 1 | 87 | 246 | 225 | 3rd, Midwest (9) | Did not qualify |
| 2013-14 | CHI | Ted Dent | 76 | 35 | 32 | -- | 5 | 4 | 79 | 234 | 262 | 4th, Midwest (9) | Did not qualify |
| 2014-15 | CHI | Ted Dent | 76 | 46 | 23 | -- | 5 | 2 | 99 | 222 | 180 | 2nd, Midwest (4) | Lost Conference Semifinals (4-4) |
| 2015-16 | CHI | Ted Dent | 76 | 40 | 22 | -- | 10 | 4 | 94 | 214 | 205 | 3rd, Central | Lost Division Semifinals (0-3) |
| 2016-17 | CHI | Ted Dent | 76 | 25 | 39 | -- | 9 | 3 | 62 | 175 | 246 | 8th, Central | Did not qualify |
| 2017-18 | CHI | Jeremy Colliton | 76 | 40 | 28 | -- | 4 | 4 | 88 | 239 | 234 | 4th, Central | Lost Conference Finals (9-4) |
| 2018-19 | CHI | Jeremy Colliton, Derek King | 76 | 35 | 31 | -- | 4 | 6 | 80 | 184 | 214 | 7th, Central | Did not qualify |
| TOTALS | | | 928 | 464 | 361 | -- | 52 | 51 | 1,031 | 2,639 | 2,716 | | |

NOTE: 2018-19 -- Colliton (6-3-1-2), King (29-28-3-4)

...In The System

- Dennis Gilbert (D), 6-3, 225 lbs., shoots left. Born 10/30/96, Buffalo, N.Y.
Last year's teams: Rockford (AHL) 63gp, 5+9=14pts... Chicago (NHL) 1gp, 0+0=0pts.
- Matthew Highmore (LW), 5-10, 187 lbs., shoots left. Born 2/27/96, Halifax, N.S.
Last year's teams: Rockford (AHL) 12gp, 3+6=9pts.
- Chad Kryz (D), 6-0, 185 lbs., shoots left. Born 4/10/98, Ridgefield, Conn.
Last year's teams: Boston University (NCAA) 30gp, 8+12=20pts... Rockford (AHL) 9gp, 0+4=4pts.
- Aleks Saarela (LW), 5-11, 198 lbs., shoots left. Born 1/7/97, Helsinki, Finland
Last year's teams: Charlotte (AHL) 69gp, 30+24=54pts... Carolina (NHL playoffs) 1 gp, 0+0=0pts.
- Dylan Sikura (RW), 5-11, 166 lbs., shoots left. Born 6/1/95, Aurora, Ont.
Last year's teams: Rockford (AHL) 46gp, 17+18=35pts... Chicago (NHL) 33gp, 0+8=8pts.



Dylan Sikura

Dylan Sikura was named the IceHogs' rookie of the year in 2018-19 after notching 35 points in 46 games. Sikura, who tied for first among AHL rookies with six game-winning goals, also skated in 33 NHL contests with the Blackhawks, tallying eight assists.

2019-20 Schedule (All Times Local)

| Day | Date | Time | Opponent | Day | Date | Time | Opponent |
|-----|----------|----------|----------------|-----|---------|----------|----------------|
| Fri | 10/4/19 | 7:00 PM | @ Iowa | Wed | 1/15/20 | 7:00 PM | @ Grand Rapids |
| Sat | 10/12/19 | 6:00 PM | Grand Rapids | Fri | 1/17/20 | 7:00 PM | @ Grand Rapids |
| Mon | 10/14/19 | 1:00 PM | Laval | Sun | 1/19/20 | 3:00 PM | @ Chicago |
| Fri | 10/18/19 | 7:00 PM | Chicago | Mon | 1/20/20 | 1:00 PM | Belleville |
| Sat | 10/19/19 | 7:00 PM | @ Chicago | Wed | 1/22/20 | 7:00 PM | Texas |
| Fri | 10/25/19 | 7:00 PM | @ Cleveland | Fri | 1/24/20 | 7:00 PM | @ Milwaukee |
| Sat | 10/26/19 | 1:00 PM | @ Cleveland | Sat | 1/25/20 | 6:00 PM | Milwaukee |
| Wed | 10/30/19 | 7:00 PM | San Antonio | Fri | 1/31/20 | 7:00 PM | Manitoba |
| Sat | 11/2/19 | 6:00 PM | Iowa | Sat | 2/1/20 | 6:00 PM | Milwaukee |
| Sun | 11/3/19 | 4:00 PM | Chicago | Tue | 2/4/20 | 7:00 PM | Texas |
| Wed | 11/6/19 | 10:30 AM | Toronto | Fri | 2/7/20 | 7:00 PM | San Antonio |
| Fri | 11/8/19 | 7:00 PM | Manitoba | Sat | 2/8/20 | 6:00 PM | San Antonio |
| Sun | 11/10/19 | 3:00 PM | @ Chicago | Wed | 2/12/20 | 7:00 PM | @ Manitoba |
| Fri | 11/15/19 | 7:00 PM | @ Grand Rapids | Thu | 2/13/20 | 7:00 PM | @ Manitoba |
| Sat | 11/16/19 | 6:00 PM | Grand Rapids | Sat | 2/15/20 | 6:00 PM | Cleveland |
| Sat | 11/23/19 | 7:00 PM | @ Texas | Tue | 2/18/20 | 7:00 PM | Grand Rapids |
| Sun | 11/24/19 | 3:00 PM | @ San Antonio | Fri | 2/21/20 | 7:00 PM | San Antonio |
| Tue | 11/26/19 | 7:00 PM | @ San Antonio | Sat | 2/22/20 | 6:00 PM | @ Milwaukee |
| Fri | 11/29/19 | 7:00 PM | Chicago | Sun | 2/23/20 | 3:00 PM | @ Chicago |
| Sat | 11/30/19 | 5:00 PM | Grand Rapids | Wed | 2/26/20 | 7:00 PM | @ Texas |
| Tue | 12/3/19 | 7:00 PM | Manitoba | Fri | 2/28/20 | 7:00 PM | @ Texas |
| Fri | 12/6/19 | 7:00 PM | @ Grand Rapids | Sun | 3/1/20 | 3:00 PM | @ San Antonio |
| Sat | 12/7/19 | 6:00 PM | Milwaukee | Fri | 3/6/20 | 7:00 PM | Grand Rapids |
| Tue | 12/10/19 | 7:00 PM | Milwaukee | Sat | 3/7/20 | 7:00 PM | @ Grand Rapids |
| Tue | 12/13/19 | 7:00 PM | @ Belleville | Sun | 3/8/20 | 3:00 PM | @ Chicago |
| Sun | 12/15/19 | 4:00 PM | @ Toronto | Sat | 3/14/20 | 7:00 PM | @ Chicago |
| Tue | 12/17/19 | 7:00 PM | @ Laval | Wed | 3/18/20 | 7:00 PM | Milwaukee |
| Fri | 12/20/19 | 7:00 PM | Texas | Sat | 3/21/20 | 6:00 PM | Iowa |
| Sat | 12/21/19 | 6:00 PM | Cleveland | Sun | 3/22/20 | 3:00 PM | @ Milwaukee |
| Fri | 12/27/19 | 7:00 PM | Iowa | Tue | 3/24/20 | 7:00 PM | Texas |
| Sun | 12/29/19 | 2:00 PM | @ Manitoba | Fri | 3/27/20 | 7:00 PM | @ Iowa |
| Tue | 12/31/19 | 4:00 PM | @ Manitoba | Sat | 3/28/20 | 12:30 PM | @ Iowa |
| Fri | 1/3/20 | 7:00 PM | @ Iowa | Sun | 3/29/20 | 4:00 PM | Chicago |
| Sun | 1/5/20 | 4:00 PM | Chicago | Fri | 4/3/20 | 7:00 PM | Chicago |
| Wed | 1/8/20 | 7:00 PM | Manitoba | Sat | 4/4/20 | 6:00 PM | @ Milwaukee |
| Fri | 1/10/20 | 7:00 PM | @ Milwaukee | Tue | 4/7/20 | 7:00 PM | @ Texas |
| Sat | 1/11/20 | 6:00 PM | @ Milwaukee | Wed | 4/8/20 | 7:00 PM | @ San Antonio |
| Tue | 1/14/20 | 7:00 PM | Milwaukee | Sat | 4/11/20 | 6:00 PM | Iowa |

DID YOU KNOW?

When **Jeremy Colliton** was promoted by the Chicago Blackhawks from Rockford on Nov. 6, 2018, he became the youngest active head coach in the National Hockey League at 33 years old.



All-Time Regular Season Team Records

| | |
|---|--|
| Division championships (regular season)..... | 0 |
| Overall regular season point championships..... | 0 |
| Most points in one season..... | 99.....2014-15 |
| Fewest points in one season..... | 62.....2016-17 |
| Most wins in one season..... | 46.....2014-15 |
| Fewest wins in one season..... | 25.....2016-17 |
| Most losses in one season (L+OTL)..... | 48.....2016-17 |
| Fewest losses in one season (L+OTL)..... | 28.....2014-15 |
| Most shootout losses in one season..... | 7.....2011-12 |
| Fewest shootout losses in one season..... | 1.....2012-13 |
| Most goals scored in one season..... | 247.....2007-08 |
| Fewest goals scored in one season..... | 175.....2016-17 |
| Most goals allowed in one season..... | 262.....2013-14 |
| Fewest goals allowed in one season..... | 180.....2014-15 |
| Most penalty minutes in one season..... | 2,109.....2007-08 |
| Fewest penalty minutes in one season..... | 715.....2018-19 |
| Longest winning streak overall..... | 8 games.....10/25/14-11/8/14 |
| Longest winning streak at home..... | 9 games.....3/18/15-4/17/15 |
| Longest winning streak away..... | 6 games.....12/29/07-2/1/08 |
| Longest points streak overall..... | 16 games.....11/25/07-12/29/07 (11-0-1-4) |
| Longest points streak at home..... | 11 games.....3/6/15-4/17/15 (10-0-1-0) |
| Longest points streak away..... | 15 games.....11/30/07-2/1/08 (10-0-1-4) |
| Longest losing streak (L+OTL) overall..... | 8 games.....1/20/17-2/7/17 |
| Longest losing streak (L+OTL) at home..... | 6 games.....10/22/11-11/16/11 |
| | 2/18/17-3/25/17 |
| Longest losing streak (L+OTL) away..... | 8 games.....2/26/16-3/25/16 |
| Longest winless streak overall..... | 9 games.....11/23/16-12/10/16 (0-5-1-3) |
| Longest winless streak at home..... | 6 games.....1/26/08-2/16/08 (0-4-1-1) |
| | 10/22/11-11/16/11 (0-6-0-0) |
| | 11/23/16-12/7/16 (0-3-1-2) |
| | 2/18/17-3/25/17 (0-5-1-0) |
| | 10/27/18-12/1/18 (0-4-0-2) |
| Longest winless streak away..... | 10 games.....2/28/14-end of season (0-8-1-1) |

All-Time Regular Season Points Leaders

| Name | GP | G | A | PTS | Seasons |
|---------------------|-----|----|-----|-----|--------------|
| 1 Brandon Pirri | 238 | 68 | 132 | 200 | 2010-14 |
| 2 Jeremy Morin | 236 | 90 | 90 | 180 | 10-14, 15-16 |
| 3 Mark McNeill | 273 | 72 | 85 | 157 | 2011-17 |
| 4 Adam Clendening | 223 | 26 | 122 | 148 | 12-15, 17-18 |
| 5 Martin St. Pierre | 145 | 47 | 100 | 147 | 07-08, 12-13 |
| 6 Brian Connelly | 227 | 24 | 110 | 134 | 08-12, 13-14 |
| 7 Jack Skille | 180 | 59 | 69 | 128 | 2007-10 |
| 8 Ville Pokka | 266 | 28 | 99 | 127 | 2014-18 |
| 9 Petri Kontiola | 127 | 33 | 88 | 121 | 2007-09 |
| 10 Bryan Bickell | 227 | 56 | 59 | 115 | 07-10, 15-16 |

All-Time Regular Season Goaltending Leaders (Wins)

| Name | GP | W | L | OT/SOL | GAA | SV% | SO | Seasons |
|--------------------|-----|----|----|--------|------|------|----|---------|
| 1 Corey Crawford | 147 | 75 | 55 | 10 | 2.67 | .910 | 6 | 2007-10 |
| 2 Michael Leighton | 88 | 50 | 21 | 12 | 2.35 | .919 | 10 | 2014-16 |
| 3 Carter Hutton | 94 | 48 | 35 | 5 | 2.58 | .912 | 5 | 2011-13 |
| 4 Alec Richards | 83 | 31 | 42 | 3 | 3.27 | .890 | 2 | 2009-13 |
| 5 Collin Delia | 54 | 30 | 15 | 8 | 2.61 | .911 | 1 | 2017-19 |



Collin Delia

Collin Delia helped anchor an IceHogs goaltending staff that finished second in the AHL in save percentage during the 2018-19 season (.913). Delia went 13-8-4 with a 2.48 goals-against average and a .922 save percentage in 26 appearances for Rockford, and also went 6-4-3 in 16 NHL contests with the parent Blackhawks.

All-Time Regular Season Individual Player Records

Players

| | |
|--|--|
| Most points in one season..... | 88.....Martin St. Pierre, 2007-08 |
| Most goals in one season..... | 35.....Troy Brouwer, 2007-08 |
| Most assists in one season..... | 67.....Martin St. Pierre, 2007-08 |
| Most penalty minutes in one season..... | 245.....Kyle Hagel, 2010-11 |
| Most power-play goals in one season..... | 25.....Troy Brouwer, 2007-08 |
| Most shorthanded goals in one season..... | 4.....Tim Brent, 2008-09 |
| Most game-winning goals in one season..... | 8.....Ben Smith, 2012-13 |
| Most points in one game..... | 6.....Brandon Pirri, 4/12/13 vs. CHI (1-5) |
| Most goals in one game..... | 4.....Pascal Pelletier, 11/26/08 vs. SA |
| Most assists in one game..... | 5.....Brandon Pirri, 4/12/13 vs. CHI |

Goaltenders

| | |
|---|-----------------------------------|
| Most appearances in one season..... | 55.....Corey Crawford, 2007-08 |
| Most minutes played in one season..... | 3,027.....Corey Crawford, 2007-08 |
| Most wins in one season..... | 29.....Corey Crawford, 2007-08 |
| Most losses in one season..... | 22.....Carter Hutton, 2012-13 |
| Most OT/shootout losses in one season..... | 8.....Michael Leighton, 2015-16 |
| Most shutouts in one season..... | 5.....Michael Leighton, 2014-15 |
| | Michael Leighton, 2015-16 |
| Lowest GAA in one season (min. 25 gms.)..... | 2.20.....Scott Darling, 2014-15 |
| Highest save percentage in one season (min. 25 gms.)..... | .927.....Scott Darling, 2014-15 |

History of Team Captains

| | |
|---------|--------------------------------|
| 2007-08 | Jim Fahey |
| 2008-09 | Tim Brent |
| 2009-10 | Jake Dowell |
| 2010-11 | Garnet Exelby |
| 2011-12 | Brandon Segal, Brian Fahey |
| 2012-13 | Martin St. Pierre |
| 2013-14 | Jared Nightingale |
| 2014-15 | Joakim Nordstrom |
| 2015-16 | Brandon Mashinter, Jake Dowell |
| 2016-17 | Jake Dowell |
| 2017-19 | none |



Playoff Facts

| | |
|--|----|
| Number participated in: | 6 |
| Number of individual series won: | 4 |
| Number of individual series lost: | 6 |
| Total number of playoff games played: | 44 |
| Games won: | 20 |
| Games lost: | 24 |
| Number of overtime games: | 8 |
| Overtime games won: | 3 |
| Overtime games lost: | 5 |
| Number of games opponents shut out: | 0 |
| Number of games shut out by opponents: | 1 |
| Calder Cup Championships: | 0 |
| Losing Finalist: | 0 |

All-Time Playoff Individual Player Records

Players

| | | |
|----------------------------------|----|---|
| Most points in one playoff | 18 | Chris DiDomenico, 2018 |
| Most points in one playoff game | 3 | several times; last: Victor Ejdsell, 5/24/18 vs. TEX (2-1) |
| Most goals in one playoff | 7 | Chris DiDomenico, 2018 Victor Ejdsell, 2018 |
| Most goals in one playoff game | 2 | several times; last: Victor Ejdsell, 5/24/18 vs. TEX |
| Most assists in one playoff | 13 | Adam Clendening, 2018 |
| Most assists in one playoff game | 3 | Chris DiDomenico, 5/22/18 vs. TEX |
| Most games played all-time | 23 | Jake Dowell |

Goaltenders

| | | |
|---|------|--|
| Most playoff appearances all-time | 18 | Corey Crawford |
| Most wins in one playoff | 7 | Corey Crawford, 2008 Collin Delia, 2018 |
| Most losses in one playoff | 5 | Corey Crawford, 2018 |
| Most shutouts in one playoff | 0 | |
| Lowest GAA in one playoff (min. 5 games) | 2.19 | Corey Crawford, 2008 |
| Highest save percentage in one playoff (min. 5 games) | .924 | Corey Crawford, 2008 (.9239) Collin Delia, 2018 (.9235) |



BMO Harris Bank Center

The BMO Harris Bank Center, located in the heart of downtown Rockford, has been home to the IceHogs since 1999. With a population of 1.1 million people within a 50-mile radius, the BMO Harris Bank Center serves as a central recreational hub for communities in northern Illinois and southern Wisconsin with concerts, hockey games, family shows and many other events. The arena has welcomed more than 2 million fans throughout the IceHogs' 18 seasons in Rockford.

All-Time Playoff Points Leaders

| | Player | GP | G | A | PTS | Seasons |
|---|-------------------|----|---|----|-----|---------|
| 1 | Chris DiDomenico | 13 | 7 | 11 | 18 | 2017-18 |
| 2 | Martin St. Pierre | 12 | 2 | 12 | 14 | 2007-08 |
| | Adam Clendening | 13 | 1 | 13 | 14 | 2017-18 |
| 4 | Cody Franson | 13 | 6 | 7 | 13 | 2017-18 |
| 5 | Victor Ejdsell | 13 | 7 | 5 | 12 | 2017-18 |
| 6 | Kris Versteeg | 12 | 6 | 5 | 11 | 2007-08 |
| 7 | Petri Kontiola | 12 | 5 | 5 | 10 | 2007-08 |
| | Carl Dahlstrom | 16 | 3 | 7 | 10 | 2015-18 |
| 9 | Troy Brouwer | 12 | 5 | 4 | 9 | 2007-08 |
| | Matthew Highmore | 13 | 2 | 7 | 9 | 2017-18 |
| | Viktor Svedberg | 21 | 0 | 9 | 9 | 2014-18 |

All-Time Playoff Results

| Year | Round | Opponent | Result | GF | GA |
|------|-------|--------------|--------|----|----|
| 2019 | DNQ | | | | |
| 2018 | CF | Texas | L, 2-4 | 16 | 18 |
| | DF | Manitoba | W, 4-0 | 18 | 7 |
| | DSF | Chicago | W, 3-0 | 11 | 6 |
| 2017 | DNQ | | | | |
| 2016 | CSF | Lake Erie | L, 0-3 | 6 | 15 |
| 2015 | CSF | Grand Rapids | L, 1-4 | 12 | 18 |
| | CQF | Texas | W, 3-0 | 11 | 5 |
| 2014 | DNQ | | | | |
| 2013 | DNQ | | | | |
| 2012 | DNQ | | | | |
| 2011 | DNQ | | | | |
| 2010 | DSF | Texas | L, 0-4 | 5 | 15 |
| 2009 | DSF | Milwaukee | L, 0-4 | 4 | 10 |
| 2008 | DF | Chicago | L, 3-4 | 19 | 23 |
| | DSF | Houston | W, 4-1 | 12 | 6 |



Jacob Nilsson

Jacob Nilsson was voted team MVP for the 2018-19 season after totaling 32 points in 61 games, including a team-leading eight power-play goals. The rookie forward also potted the IceHogs' only hat trick of the year, a three-goal effort vs. Iowa on Jan. 6, and made his NHL debut with the Blackhawks.

Season Results

| Season | Aff | Head Coach | GP | W | L | T | OTL | SOL | PTS | GF | GA | Finish | Playoff Result (W-L Record) |
|---------------|-----|-----------------------------|--------------|------------|------------|-----------|-----------|-----------|--------------|--------------|--------------|-----------------|-------------------------------------|
| 2002-03 | FLA | John Torchetti, Scott Allen | 80 | 36 | 29 | 11 | 4 | -- | 87 | 235 | 226 | 3rd, West (6) | Lost Conference Quarterfinals (0-3) |
| 2003-04 | FLA | Steve Ludzik, Scott Allen | 80 | 30 | 42 | 8 | 0 | -- | 68 | 191 | 231 | 6th, West | Did not qualify |
| 2004-05 | FLA | Steve Ludzik | 80 | 27 | 45 | -- | 3 | 5 | 62 | 156 | 232 | 6th, West | Did not qualify |
| 2005-06 | PHX | Pat Conacher | 80 | 23 | 50 | -- | 3 | 4 | 53 | 153 | 251 | 7th, West | Did not qualify |
| 2006-07 | PHX | Pat Conacher | 80 | 32 | 42 | -- | 2 | 4 | 70 | 219 | 256 | 6th, West | Did not qualify |
| 2007-08 | PHX | Greg Ireland | 80 | 42 | 28 | -- | 3 | 7 | 94 | 238 | 225 | 5th, West | Lost Division Semifinals (3-4) |
| 2008-09 | PHX | Greg Ireland | 80 | 36 | 38 | -- | 2 | 4 | 78 | 205 | 243 | 8th, West | Did not qualify |
| 2009-10 | PHX | Greg Ireland, Ray Edwards | 80 | 36 | 32 | -- | 5 | 7 | 84 | 235 | 244 | 6th, West | Did not qualify |
| 2010-11 | PHX | Ray Edwards | 80 | 40 | 33 | -- | 4 | 3 | 87 | 228 | 245 | 7th, West | Did not qualify |
| 2011-12 | FLA | Chuck Weber | 76 | 41 | 30 | -- | 3 | 2 | 87 | 197 | 204 | 3rd, West (6) | Lost Conference Semifinals (4-6) |
| 2012-13 | FLA | Chuck Weber | 76 | 29 | 38 | -- | 2 | 7 | 67 | 195 | 241 | 5th, South (14) | Did not qualify |
| 2013-14 | FLA | Peter Horachek, Tom Rowe | 76 | 30 | 37 | -- | 3 | 6 | 69 | 206 | 235 | 5th, West (14) | Did not qualify |
| 2014-15 | FLA | Tom Rowe | 76 | 45 | 23 | -- | 7 | 1 | 98 | 248 | 222 | 1st, West (3) | Lost Conference Quarterfinals (0-3) |
| 2015-16 | COL | Dean Chynoweth | 76 | 33 | 35 | -- | 8 | 0 | 74 | 213 | 240 | 7th, Pacific | Did not qualify |
| 2016-17 | COL | Eric Veilleux | 76 | 27 | 42 | -- | 5 | 2 | 61 | 184 | 240 | 8th, Pacific | Did not qualify |
| 2017-18 | COL | Eric Veilleux | 76 | 35 | 31 | -- | 10 | 0 | 80 | 198 | 219 | 8th, Pacific | Did not qualify |
| 2018-19 | STL | Drew Bannister | 76 | 31 | 38 | -- | 6 | 1 | 69 | 196 | 244 | 8th, Central | Did not qualify |
| TOTALS | | | 1,328 | 573 | 613 | 19 | 70 | 53 | 1,288 | 3,497 | 3,998 | | |

NOTE: 2002-03 -- Torchetti (30-23-10-2), Allen (6-6-1-2)... 2003-04 -- Ludzik (8-3-1-0), Allen (22-39-7-0)... 2009-10 -- Ireland (6-9-2-1), Edwards (30-23-3-6)... 2013-14: Horachek (4-6-0-1), Rowe (26-31-3-5).

...In The System

- Klim Kostin (RW), 6-3, 212 lbs., shoots left. Born 5/5/99, Penza, Russia
Last year's team: San Antonio (AHL) 66gp, 10+14=24pts.
- Jordan Kyrou (C/RW) 6-0, 177 lbs., shoots right. Born 5/5/98, Toronto, Ont.
Last year's teams: San Antonio (AHL) 47gp, 16+27=43pts... St. Louis (NHL) 16gp, 1+2=3pts.
- Austin Poganski (RW), 6-2, 200 lbs., shoots right. Born 2/16/96, St. Cloud, Minn.
Last year's team: San Antonio (AHL) 59gp, 9+22=31pts.
- Mitch Reinke (D), 5-11, 181 lbs., shoots right. Born 2/4/96, Stillwater, Minn.
Last year's team: San Antonio (AHL) 76gp, 12+33=45pts.
- Alexei Toropchenko (RW), 6-3, 200 lbs., shoots left. Born 6/25/99, Moscow, Russia
Last year's team: Guelph (OHL) 62gp, 17+26=43pts.



Mitch Reinke

Defenseman Mitch Reinke became the fourth player in Rampage history to earn a spot on the AHL All-Rookie Team, leading all rookie defensemen with 33 assists and 45 points while playing in all 76 games for San Antonio.

2019-20 Schedule (All Times Local)

| Day | Date | Time | Opponent | Day | Date | Time | Opponent |
|-----|----------|----------|----------------|-----|---------|----------|----------------|
| Fri | 10/4/19 | 7:00 PM | Manitoba | Sun | 1/12/20 | 3:00 PM | Toronto |
| Sun | 10/6/19 | 3:00 PM | Tucson | Thu | 1/16/20 | 7:00 PM | Toronto |
| Fri | 10/11/19 | 7:00 PM | Chicago | Sat | 1/18/20 | 7:00 PM | W-B/Scranton |
| Sat | 10/12/19 | 7:00 PM | Chicago | Tue | 1/21/20 | 7:00 PM | W-B/Scranton |
| Fri | 10/18/19 | 7:05 PM | @ Tucson | Fri | 1/24/20 | 7:05 PM | @ Colorado |
| Sat | 10/19/19 | 7:05 PM | @ Tucson | Sat | 1/25/20 | 7:05 PM | @ Colorado |
| Fri | 10/25/19 | 7:05 PM | @ W-B/Scranton | Fri | 1/31/20 | 7:00 PM | Texas |
| Sat | 10/26/19 | 7:05 PM | @ W-B/Scranton | Wed | 2/5/20 | 7:00 PM | @ Iowa |
| Wed | 10/30/19 | 7:00 PM | @ Rockford | Fri | 2/7/20 | 7:00 PM | @ Rockford |
| Fri | 11/1/19 | 7:00 PM | @ Texas | Sat | 2/8/20 | 6:00 PM | @ Rockford |
| Sat | 11/2/19 | 7:00 PM | Texas | Tue | 2/11/20 | 7:00 PM | @ Iowa |
| Fri | 11/8/19 | 7:00 PM | Milwaukee | Fri | 2/14/20 | 7:00 PM | @ Texas |
| Sun | 11/10/19 | 3:00 PM | Milwaukee | Sat | 2/15/20 | 7:00 PM | @ Texas |
| Tue | 11/12/19 | 10:30 AM | Colorado | Fri | 2/21/20 | 7:00 PM | @ Rockford |
| Fri | 11/15/19 | 7:00 PM | @ Manitoba | Sat | 2/22/20 | 7:00 PM | @ Grand Rapids |
| Sun | 11/17/19 | 2:00 PM | @ Manitoba | Sun | 2/23/20 | 4:00 PM | @ Grand Rapids |
| Tue | 11/19/19 | 7:00 PM | @ Chicago | Wed | 2/26/20 | 7:00 PM | @ Milwaukee |
| Wed | 11/20/19 | 7:00 PM | @ Grand Rapids | Fri | 2/28/20 | 7:00 PM | Grand Rapids |
| Fri | 11/22/19 | 7:00 PM | Texas | Sun | 3/1/20 | 3:00 PM | Grand Rapids |
| Sun | 11/24/19 | 3:00 PM | Rockford | Tue | 3/3/20 | 7:00 PM | Grand Rapids |
| Fri | 11/26/19 | 7:00 PM | Rockford | Fri | 3/6/20 | 7:00 PM | Texas |
| Sat | 11/30/19 | 7:00 PM | Milwaukee | Sun | 3/8/20 | 3:00 PM | Milwaukee |
| Sun | 12/1/19 | 3:00 PM | Iowa | Wed | 3/11/20 | 10:30 AM | @ Milwaukee |
| Wed | 12/4/19 | 10:30 AM | Iowa | Fri | 3/13/20 | 7:00 PM | @ Chicago |
| Sat | 12/7/19 | 4:00 PM | @ Toronto | Sun | 3/15/20 | 3:00 PM | @ Iowa |
| Sun | 12/8/19 | 4:00 PM | @ Toronto | Wed | 3/18/20 | 7:00 PM | @ Iowa |
| Fri | 12/13/19 | 7:00 PM | Tucson | Sat | 3/21/20 | 7:00 PM | Manitoba |
| Sat | 12/14/19 | 7:00 PM | Manitoba | Mon | 3/23/20 | 7:00 PM | Manitoba |
| Tue | 12/17/19 | 11:00 AM | @ Chicago | Wed | 3/25/20 | 7:00 PM | @ Grand Rapids |
| Wed | 12/18/19 | 7:00 PM | @ Milwaukee | Fri | 3/27/20 | 7:00 PM | @ Milwaukee |
| Sat | 12/21/19 | 6:00 PM | @ Manitoba | Sat | 3/28/20 | 7:00 PM | @ Chicago |
| Sun | 12/22/19 | 2:00 PM | @ Manitoba | Tue | 3/31/20 | 7:00 PM | Iowa |
| Fri | 12/27/19 | 7:00 PM | Texas | Thu | 4/2/20 | 7:00 PM | Iowa |
| Sat | 12/28/19 | 7:00 PM | @ Texas | Sat | 4/4/20 | 7:00 PM | Colorado |
| Fri | 1/3/20 | 7:00 PM | Grand Rapids | Sun | 4/5/20 | 5:00 PM | @ Texas |
| Sun | 1/5/20 | 3:00 PM | Grand Rapids | Wed | 4/8/20 | 7:00 PM | Rockford |
| Fri | 1/10/20 | 7:00 PM | Chicago | Fri | 4/10/20 | 7:00 PM | @ Texas |
| Sat | 1/11/20 | 7:00 PM | Chicago | Sat | 4/11/20 | 7:00 PM | Texas |

DID YOU KNOW?

The Rampage set franchise records at the AT&T Center last season with a 12-game home winning streak and a 17-game home points streak.

All-Time Regular Season Team Records

| | | | |
|---|--------------|--------------------------------|---------------------------|
| Division championships (regular season)..... | 1 | | 2014-15 |
| Overall regular season point championships..... | 0 | | |
| Most points in one season..... | 98 | | 2014-15 |
| Fewest points in one season | 53 | | 2005-06 |
| Most wins in one season | 45 | | 2014-15 |
| Fewest wins in one season | 23 | | 2005-06 |
| Most losses in one season (L+OTL)..... | 53 | | 2005-06 |
| Fewest losses in one season (L+OTL)..... | 30 | | 2014-15 |
| Most ties in one season..... | 11 | | 2002-03 |
| Fewest ties in one season | 8 | | 2003-04 |
| Most shootout losses in one season | 7 | | 2007-08, 2009-10, 2012-13 |
| Fewest shootout losses in one season..... | 0 | | 2015-16, 2017-18 |
| Most goals scored in one season | 248 | | 2014-15 |
| Fewest goals scored in one season | 153 | | 2005-06 |
| Most goals allowed in one season | 256 | | 2006-07 |
| Fewest goals allowed in one season..... | 204 | | 2011-12 |
| Most penalty minutes in one season | 1,859 | | 2007-08 |
| Fewest penalty minutes in one season..... | 885 | | 2018-19 |
| Longest winning streak overall..... | 9 games..... | 3/14/15-4/2/15 | |
| Longest winning streak at home..... | 12 games.. | 12/8/18-1/25/19 | |
| Longest winning streak away | 6 games.... | 2/7/14-2/21/14 | |
| | | 3/5/15-4/7/15 | |
| Longest undefeated streak overall | 9 games.... | 12/30/02-1/15/03 (7-0-2-0) | |
| | | 3/14/15-4/2/15 (9-0-0-0) | |
| Longest undefeated streak at home | 12 games.. | 12/8/18-1/25/19 (12-0-0-0) | |
| Longest undefeated streak away | 6 games.... | 2/7/14-2/21/14 (6-0-0-0) | |
| | | 3/5/15-4/7/15 (6-0-0-0) | |
| Longest points streak overall | 12 games.. | 1/24/14-2/21/14 (8-0-2-2) | |
| Longest points streak at home | 17 games.. | 12/8/18-3/5/19 (15-0-2-0) | |
| Longest points streak away | 8 games.... | 1/29/14-2/21/14 (7-0-0-1) | |
| | | 3/4/15-end of season (6-0-1-1) | |
| Longest losing streak (L+OTL) overall | 13 games.. | 11/8/08-11/29/08 | |
| Longest losing streak (L+OTL) at home..... | 13 games.. | 11/20/15-1/19/16 | |
| Longest losing streak (L+OTL) away..... | 9 games.... | 3/22/06-4/14/06 | |
| | | 2/23/19-4/3/19 | |
| Longest winless streak overall | 17 games.. | 10/26/08-11/29/08 (0-16-0-1) | |
| Longest winless streak at home | 13 games.. | 11/20/15-1/19/16 (0-12-1-0) | |
| Longest winless streak away | 11 games.. | 10/18/08-12/14/08 (0-10-0-1) | |
| | | 1/7/17-2/26/17 (0-10-0-1) | |

All-Time Regular Season Individual Player Records

| | | | |
|--|-----|-------|--|
| Most points in one season..... | 73 | | Yanick Lehoux, 2006-07 |
| Most goals in one season | 33 | | Donald MacLean, 2006-07 |
| Most assists in one season | 42 | | Yanick Lehoux, 2006-07 |
| Most penalty minutes in one season..... | 332 | | Peter Vandermeer, 2007-08 |
| Most power-play goals in one season..... | 14 | | Jeff Toms, 2002-03 |
| | | | Brett MacLean, 2009-10 |
| Most shorthanded goals in one season | 4 | | Chris Durno, 2007-08 |
| Most game-winning goals in one season..... | 8 | | Joel Perrault, 2008-09 |
| Most points in one game | 5 | | Donald MacLean, 3/9/07 vs. PEO (2-3) |
| | | | Chris Ferraro, 3/9/07 vs. PEO (1-4) |
| | | | Rocco Grimaldi, 12/26/14 vs. TEX (1-4) |
| Most goals in one game..... | 3 | | several times; last: |
| | | | Sam Blais, 3/11/18 at ONT |
| Most assists in one game | 4 | | several times; last: |
| | | | Brendan Ranford, 4/15/17 at TEX |

Goaltenders

| | | | |
|--|-------|-------|--------------------------|
| Most appearances in one season | 64 | | Travis Scott, 2003-04 |
| Most minutes played in one season | 3,746 | | Travis Scott, 2003-04 |
| Most wins in one season | 26 | | Travis Scott, 2003-04 |
| | | | Matt Climie, 2010-11 |
| Most losses in one season..... | 31 | | Travis Scott, 2003-04 |
| Most ties/OT/shootout losses in one season | 6 | | Chris Mason, 2002-03 |
| | | | Travis Scott, 2003-04 |
| | | | Jared Coreau, 2018-19 |
| Most shutouts in one season..... | 6 | | Josh Tordjman, 2008-09 |
| Lowest GAA in one season (min. 25 gms.) | 2.32 | | Jacob Markstrom, 2011-12 |
| Highest save percentage in one season | | | |
| (min. 25 gms.)..... | .931 | | Travis Scott, 2004-05 |

All-Time Regular Season Points Leaders

| Name | GP | G | A | PTS | Seasons |
|------------------|-----|----|----|-----|--------------|
| 1 Brett MacLean | 201 | 74 | 81 | 155 | 2008-11 |
| 2 Bill Thomas | 187 | 64 | 73 | 137 | 06-08, 11-12 |
| 3 Joel Perrault | 154 | 60 | 73 | 133 | 2005-10 |
| 4 Rocco Grimaldi | 185 | 60 | 68 | 128 | 14-15, 16-18 |
| 5 David Spina | 165 | 43 | 78 | 121 | 2007-10 |
| 6 Greg Rallo | 207 | 55 | 61 | 116 | 2011-14 |
| 7 Bobby Butler | 137 | 49 | 57 | 106 | 2013-15 |
| 8 Sean Sullivan | 212 | 22 | 77 | 99 | 06-10, 11-12 |
| 9 Mike Green | 125 | 38 | 57 | 95 | 2002-04 |
| Drew Shore | 134 | 26 | 69 | 95 | 2011-15 |
| Bracken Kearns | 141 | 42 | 53 | 95 | 2010-12 |

All-Time Regular Season Goaltending Leaders (Wins)

| Name | GP | W | L | OT/SOL | GAA | SV% | SO | Seasons |
|---------------------|-----|----|----|--------|------|------|----|--------------|
| 1 Josh Tordjman | 172 | 82 | 76 | 10 | 2.70 | .910 | 9 | 2006-10 |
| 2 Jacob Markstrom | 94 | 45 | 38 | 6 | 2.45 | .922 | 6 | 2011-14 |
| 3 Travis Scott | 123 | 44 | 59 | 10 | 2.43 | .927 | 7 | 2003-05 |
| 4 Spencer Martin | 102 | 40 | 48 | 9 | 2.93 | .904 | 6 | 2015-18 |
| 5 Dov Grumet-Morris | 86 | 32 | 42 | 7 | 2.64 | .910 | 5 | 05-06, 11-14 |
| David LeNeveu | 86 | 32 | 43 | 7 | 2.88 | .913 | 5 | 2005-08 |



Jordan Kyrou

Jordan Kyrou was an AHL All-Star during his rookie season, posting 16 goals and 27 assists in 47 games with the Rampage. Kyrou, who tied a franchise record with a 12-game scoring streak from Nov. 25 to Jan. 2, also made his NHL debut for St. Louis and picked up one goal and two assists in 16 games with the Blues.

History of Team Captains

| | |
|---------|--|
| 2002-03 | none |
| 2003-04 | Lee Goren |
| 2004-05 | Paul Healey, Chris Nielsen |
| 2005-06 | Joe Callahan, Chris McAllister, Brad Tiley |
| 2006-08 | Bryan Helmer |
| 2008-09 | Jeff Hoggan, Steven Goertzen |
| 2009-10 | Jeff Hoggan |
| 2010-13 | Nolan Yonkman |
| 2013-14 | Greg Rallo |
| 2014-15 | Greg Zanon |
| 2015-16 | Ben Street |
| 2016-17 | Joe Whitney |
| 2017-19 | Chris Butler |




Playoff Facts

| | |
|--|----|
| Number participated in: | 4 |
| Number of individual series won: | 1 |
| Number of individual series lost: | 4 |
| Total number of playoff games played: | 23 |
| Games won: | 7 |
| Games lost: | 16 |
| Number of overtime games: | 8 |
| Overtime games won: | 2 |
| Overtime games lost: | 6 |
| Number of games opponents shut out: | 1 |
| Number of games shut out by opponents: | 0 |
| Calder Cup Championships: | 0 |
| Losing Finalist: | 0 |

All-Time Playoff Points Leaders

| | Player | GP | G | A | PTS | Seasons |
|---|----------------|----|---|---|-----|--------------|
| 1 | Jon Matsumoto | 10 | 4 | 9 | 13 | 2011-12 |
| | Bill Thomas | 17 | 6 | 7 | 13 | 07-08, 11-12 |
| 3 | Mark Cullen | 10 | 4 | 6 | 10 | 2011-12 |
| 4 | Brendan Bell | 7 | 2 | 5 | 7 | 2007-08 |
| | James Wright | 10 | 3 | 4 | 7 | 2011-12 |
| | Bracken Kearns | 10 | 2 | 5 | 7 | 2011-12 |
| | Alex Petrovic | 12 | 2 | 5 | 7 | 2011-15 |
| 8 | Chad Kolarik | 7 | 4 | 2 | 6 | 2007-08 |
| 9 | Mike Zigomanis | 7 | 0 | 5 | 5 | 2007-08 |
| | Colby Robak | 8 | 1 | 4 | 5 | 2011-12 |
| | Evan Barlow | 10 | 2 | 3 | 5 | 2011-12 |



Niko Mikkola

A fifth-round pick by St. Louis in the 2015 NHL Draft, Niko Mikkola recorded two goals and seven assists in 70 games for the Rampage in his first AHL season. The 23-year-old defenseman went on to win a gold medal with Finland at the 2019 IIHF World Championship.



All-Time Playoff Individual Player Records

Players


| | | |
|-------------------------------------|----|---|
| Most points in one playoff | 13 | Jon Matsumoto, 2012 |
| Most points in one playoff game | 4 | Jon Matsumoto, 4/19/12 vs. CHI (2-2) James Wright, 4/19/12 vs. CHI (1-3) |
| Most goals in one playoff | 5 | Bill Thomas, 2012 |
| Most goals in one playoff game | 3 | Chad Kolarik, 4/18/08 at TOR |
| Most assists in one playoff | 9 | Jon Matsumoto, 2012 |
| Most assists in one playoff game | 3 | James Wright, 4/19/12 vs. CHI Tyson Strachan, 5/5/12 at OKC |
| Most playoff games played, all-time | 17 | Bill Thomas |

Goaltenders

| | | |
|--|------|-----------------------|
| Most playoff appearances all-time | 8 | Jacob Markstrom |
| Most wins in one playoff | 4 | Jacob Markstrom, 2012 |
| Most losses in one playoff | 4 | Jacob Markstrom, 2012 |
| Most shutouts in one playoff | 1 | Josh Tordjman, 2008 |
| Lowest GAA in one playoff (min. 5 gms.) | 1.85 | Josh Tordjman, 2008 |
| Highest save percentage in one playoff (min. 5 gms.) | .941 | Josh Tordjman, 2008 |

All-Time Playoff Results

| Year | Round | Opponent | Result | GF | GA |
|------|-------|---------------|--------|----|----|
| 2019 | DNQ | | | | |
| 2018 | DNQ | | | | |
| 2017 | DNQ | | | | |
| 2016 | DNQ | | | | |
| 2015 | CQF | Oklahoma City | L, 0-3 | 6 | 11 |
| 2014 | DNQ | | | | |
| 2013 | DNQ | | | | |
| 2012 | CSF | Oklahoma City | L, 1-4 | 15 | 17 |
| | CQF | Chicago | W, 3-2 | 15 | 15 |
| 2011 | DNQ | | | | |
| 2010 | DNQ | | | | |
| 2009 | DNQ | | | | |
| 2008 | DSF | Toronto | L, 3-4 | 19 | 16 |
| 2007 | DNQ | | | | |
| 2006 | DNQ | | | | |
| 2005 | DNQ | | | | |
| 2004 | DNQ | | | | |
| 2003 | CQF | Norfolk | L, 0-3 | 5 | 9 |



AT&T Center

Now in its 18th year of operation after opening in November 2002, the AT&T Center serves as the state-of-the-art home for the five-time NBA champion San Antonio Spurs, the AHL's Rampage and the annual San Antonio Stock Show & Rodeo. The facility also attracts a multitude of concerts, family shows and special events. Spurs Sports & Entertainment and Bexar County spearheaded a \$100-million renovation of the AT&T Center in 2015, enhancing all levels of the arena to create a first-class facility and an unparalleled fan experience.



SAN DIEGO GULLS



Matt Savant

President, Business Operations



Bob Ferguson

General Manager



Kevin Dineen

Head Coach



Anaheim Ducks

NHL Affiliate

Personnel

Owners..... Henry and Susan Samuelli
 Chief Executive Officer..... Michael Schulman
 President, Hockey Operations Bob Murray
 President, Business Operations..... Matt Savant
 General Manager Bob Ferguson
 Director, Minor League Hockey Operations..... Jillian Reddin
 Manager, Team Services..... Jeff Goduti
 Head Coach Kevin Dineen
 Assistant Coach..... Sylvain Lefebvre
 Assistant Coach..... David Urquhart
 Video Coordinator..... Austin Violette
 Goaltending Coach J.F. Labbe
 Head Equipment Manager Joey Guilmet
 Assistant Equipment Manager..... Ryan Tall
 Head Athletic Trainer..... Mike Ermatinger
 Assistant Athletic Trainer Ryan Ledwon
 Head Strength and Conditioning Coach..... Justus Schafer
 Strength and Conditioning..... Colin Reddin
 Director, Communications and Broadcasting Steve Brown
 Media and Communications Coordinator Joe Spurrier
 Play-By-Play Announcer Andy Zilch
 Color Analyst B.J. MacPherson
 Director, Community Relations Melissa Werman
 Community Relations Coordinator..... Susanna Wiggins
 Director, Corporate Partnerships Greg Zweig
 Manager, Corporate Partnerships..... Michael Tannenbaum
 Activation Associate, Corporate Partnerships..... Briana Abasta
 Contoller..... Kyle Gray
 Accounting Clerk Magdalena Ledezma
 Director, Marketing Ryan Johnson
 Manager, Marketing..... Tyler Hadfield
 Manager, Merchandise..... Rebekah Schieck
 Manager, Game Operations..... David DesRochers
 Manager, Social and Digital Media..... AJ Manderichio
 Graphic Designer Dominique Chirinciuc
 Host/Entertainment Coordinator Emily Harlan
 Event Coordinator..... Victor Maldonado
 Director, Ticket Sales..... Nate Beasley
 Manager, Season Ticket Service and Retention..... Derek Dawson
 Manager, Group Sales..... Casey Callahan
 Manager, Inside Sales..... Jesse Correia
 Business Intelligence & Ticket Operations Analyst..... Tanner Franklin
 Account Service Executive, Season Ticket Sales..... Rick Hague
 Account Service Executive, Season Ticket Sales..... Nick Sciarra
 Account Executive, Season Ticket Sales..... Charles Aguayo
 Account Executive, Season Ticket Sales Alex Mattered
 Account Executive, Group Sales..... Cameron Fagundes
 Account Executive, Group Sales Bill Foltz, Jr.
 Account Executive, Group Sales Andres Gomez
 Account Executive, Group Sales Aaron Jensen
 Inside Sales Representative James Kelly
 Inside Sales Representative Joshua Woodard
 Human Resources Specialist..... Lori Poncino
 IT Analyst..... Issac Bateman

Team Information

Club Colors Orange, Blue, Black
 Home Arena..... Pechanga Arena San Diego
 Seating Capacity..... 12,920
 Ticket Prices..... \$12-\$116
 Attendance Records Game: 12,920 several times;
 last: vs. San Antonio, 2/23/19
 Season: 316,368 – 2017-18
 Average: 9,305 – 2017-18
 Press Box Location..... Top of Sections 1, 2 and 24
 Flagship TV Station FOX 5 San Diego
 Flagship Radio Station iHeartMedia - San Diego Gulls Audio Network
 Time Zone..... Pacific (EST -3)

San Diego Gulls
 7676 Hazard Center Drive, Suite 1075
 San Diego, CA 92108
 Phone: (619) 359-4700

Media Directory

Newspaper/Web/Wire

San Diego Union-Tribune • Phone (619) 293-1297 • Contact: Jay Posner (@sdutposner) • www.sandiegouniontribune.com • @SDUTsports
 The Athletic • Phone (562) 577-3508 • Contact: Eric Stephens (@icemancometh) • www.theathleticla.com • @TheAthleticLA
 Orange County Register • Phone (714) 796-7000 • Contact: Elliott Teaford (@ElliottTeaford) • www.ocregister.com • @OCRegSports
 Associated Press • Phone (619) 231-9365 • Contact: Bernie Wilson (@berniewilson) • www.ap.org • @AP

Television

KFMB (CBS) • Phone (858) 571-8888 • Contact: Kyle Kraska (@kylekraska) • www.cbs8.com
 KGTV (ABC) • Phone (619) 237-1010 • Contact: Ben Higgins (@benhigginsd) • www.10news.com
 KNSD (NBC) • Phone (619) 231-3939 • Contact: Todd Strain (@ToddStrainNBCSD) • www.nbcsandiego.com
 KSWB (FOX) • Phone (858) 492-9269 • Contact: Troy Hirsch (@troyhirschfox) • www.fox5sandiego.com
 KUSI • Phone (858) 571-5151 • Contact: Paul Rudy (@PPRPapaPig) • www.kusi.com

Radio

XTRA 1360 AM • Phone (858) 715-3361 • Contact: Brian Long • 1360sports.iheart.com
 97.3 FM The Fan • Phone (619) 291-9797 • Contact: Adam Klug • 973thefansd.radio.com



Season Results

| Season | Aff | Head Coach | GP | W | L | T | OTL | SOL | PTS | GF | GA | Finish | Playoff Result (W-L Record) |
|---------|-----|---------------|-----|-----|----|----|-----|-----|-----|-----|-----|--------------|------------------------------|
| 2015-16 | ANA | Dallas Eakins | 68 | 39 | 23 | -- | 4 | 2 | 84 | 208 | 200 | 2nd, Pacific | Lost Division Finals (4-5) |
| 2016-17 | ANA | Dallas Eakins | 68 | 43 | 20 | -- | 3 | 2 | 91 | 221 | 178 | 2nd, Pacific | Lost Division Finals (4-6) |
| 2017-18 | ANA | Dallas Eakins | 68 | 36 | 28 | -- | 3 | 1 | 76 | 202 | 197 | 5th, Pacific | Did not qualify |
| 2018-19 | ANA | Dallas Eakins | 68 | 36 | 24 | -- | 5 | 3 | 80 | 239 | 221 | 3rd, Pacific | Lost Conference Finals (9-7) |
| TOTALS | | | 272 | 154 | 95 | -- | 15 | 8 | 331 | 870 | 796 | | |

2019-20 Schedule (All Times Local)

| Day | Date | Time | Opponent | Day | Date | Time | Opponent |
|-----|----------|---------|---------------|-----|---------|---------|----------------|
| Fri | 10/4/19 | 7:00 PM | @ Bakersfield | Fri | 1/17/20 | 7:00 PM | Tucson |
| Fri | 10/11/19 | 7:00 PM | @ San Jose | Sat | 1/18/20 | 7:00 PM | @ Bakersfield |
| Sat | 10/12/19 | 6:00 PM | @ Stockton | Tue | 1/21/20 | 7:00 PM | Tucson |
| Fri | 10/18/19 | 7:00 PM | Stockton | Fri | 1/24/20 | 7:00 PM | @ Grand Rapids |
| Fri | 10/25/19 | 7:00 PM | Ontario | Sat | 1/25/20 | 7:00 PM | @ Grand Rapids |
| Sat | 10/26/19 | 6:00 PM | @ Ontario | Fri | 1/31/20 | 7:00 PM | San Jose |
| Fri | 11/1/19 | 7:00 PM | Colorado | Sat | 2/1/20 | 4:00 PM | Ontario |
| Sat | 11/2/19 | 7:00 PM | Colorado | Wed | 2/5/20 | 7:00 PM | @ San Jose |
| Fri | 11/8/19 | 7:00 PM | @ Bakersfield | Fri | 2/7/20 | 7:00 PM | Tucson |
| Sun | 11/10/19 | 5:00 PM | @ San Jose | Sun | 2/9/20 | 5:00 PM | Bakersfield |
| Mon | 11/11/19 | 1:00 PM | @ Stockton | Fri | 2/14/20 | 7:00 PM | @ Iowa |
| Wed | 11/13/19 | 7:00 PM | San Jose | Sat | 2/15/20 | 6:00 PM | @ Iowa |
| Fri | 11/15/19 | 7:00 PM | @ Ontario | Mon | 2/17/20 | 1:00 PM | @ Stockton |
| Sat | 11/16/19 | 7:00 PM | Ontario | Wed | 2/19/20 | 7:00 PM | Stockton |
| Sat | 11/23/19 | 7:00 PM | Stockton | Fri | 2/21/20 | 7:00 PM | @ Bakersfield |
| Wed | 11/27/19 | 7:00 PM | San Jose | Sat | 2/22/20 | 7:00 PM | San Jose |
| Fri | 11/29/19 | 7:00 PM | @ Ontario | Wed | 2/26/20 | 7:05 PM | @ Tucson |
| Sat | 11/30/19 | 7:00 PM | Tucson | Fri | 2/28/20 | 7:00 PM | @ Stockton |
| Sat | 12/7/19 | 7:00 PM | Colorado | Sat | 2/29/20 | 1:15 PM | @ San Jose |
| Wed | 12/11/19 | 7:00 PM | Grand Rapids | Fri | 3/6/20 | 7:00 PM | @ San Jose |
| Fri | 12/13/19 | 7:05 PM | @ Colorado | Sat | 3/7/20 | 8:00 PM | @ San Jose |
| Sat | 12/14/19 | 7:05 PM | @ Colorado | Tue | 3/10/20 | 7:05 PM | @ Tucson |
| Tue | 12/17/19 | 7:00 PM | Grand Rapids | Wed | 3/11/20 | 7:05 PM | @ Tucson |
| Fri | 12/20/19 | 7:00 PM | San Jose | Fri | 3/13/20 | 7:00 PM | San Jose |
| Sat | 12/21/19 | 7:00 PM | Stockton | Sun | 3/15/20 | 3:00 PM | @ Ontario |
| Fri | 12/27/19 | 7:00 PM | @ Ontario | Sat | 3/21/20 | 7:00 PM | Stockton |
| Sat | 12/28/19 | 7:00 PM | Ontario | Wed | 3/25/20 | 7:00 PM | Colorado |
| Tue | 12/31/19 | 6:05 PM | @ Tucson | Fri | 3/27/20 | 7:00 PM | Bakersfield |
| Fri | 1/3/20 | 7:00 PM | Bakersfield | Sun | 3/29/20 | 5:00 PM | @ Stockton |
| Sat | 1/4/20 | 7:00 PM | Bakersfield | Wed | 4/1/20 | 7:00 PM | Stockton |
| Wed | 1/8/20 | 7:00 PM | Iowa | Fri | 4/3/20 | 7:00 PM | Ontario |
| Fri | 1/10/20 | 7:00 PM | Iowa | Sat | 4/4/20 | 6:00 PM | @ Ontario |
| Sat | 1/11/20 | 7:00 PM | Ontario | Fri | 4/10/20 | 7:05 PM | @ Colorado |
| Wed | 1/15/20 | 7:00 PM | @ Stockton | Sat | 4/11/20 | 7:05 PM | @ Colorado |

...In The System

- **Max Comtois (LW)**, 6-2, 207 lbs., shoots left. Born 1/8/99, Longueuil, Que. Last year's teams: Drummondville (QMJHL) 25gp, 31+17=48pts... San Diego (AHL) 4gp, 1+0=1pt... Anaheim (NHL) 10gp, 2+5=7pts.
- **Max Jones (LW)**, 6-3, 220 lbs., shoots left. Born 2/17/98, Rochester, Mich. Last year's teams: San Diego (AHL) 30gp, 14+15=29pts... Anaheim (NHL) 30gp, 2+3=5pts.
- **Isac Lundestrom (C)**, 6-0, 187 lbs., shoots left. Born 11/6/99, Gallivare, Sweden Last year's teams: Lulea HF (Swe.) 17gp, 2+7=9pts... San Diego (AHL) 12gp, 0+6=6pts... Anaheim (NHL) 15gp, 0+2=2pts.
- **Josh Mahura (D)**, 6-0, 192 lbs., shoots left. Born 5/5/98, St. Albert, Alta. Last year's teams: San Diego (AHL) 40gp, 1+18=19pts... Anaheim (NHL) 17gp, 1+4=5pts.
- **Antoine Morand (C)**, 5-10, 185 lbs., shoots left. Born 2/18/99, Chateaugay, Que. Last year's team: Halifax (QMJHL) 62gp, 22+48=70pts.



Kevin Boyle

Posting a 24-13-2 record with a 2.90 goals-against average and a .907 save percentage in 43 games, Kevin Boyle set new AHL career highs in wins and minutes played (2,361:55), including 10 consecutive winning decisions from Dec. 15 to Jan. 12. Boyle represented the Gulls at the 2019 AHL All-Star Classic, and recorded a shutout in his first career NHL start on Feb. 13 vs. Vancouver.



Chase De Leo

In his first season in the Ducks organization, Chase De Leo posted career highs with 20 goals, 35 assists, 55 points and a plus-16 rating in 66 games with San Diego in 2018-19. De Leo also made his Anaheim debut in a 6-1 win over Edmonton on Mar. 30., becoming the fourth Southern California native ever to play for the Ducks.

All-Time Regular Season Team Records

| | |
|---|--|
| Division championships (regular season)..... | 0 |
| Overall regular season point championships..... | 0 |
| Most points in one season..... | 91 2016-17 |
| Fewest points in one season | 76 2017-18 |
| Most wins in one season | 43 2016-17 |
| Fewest wins in one season | 36 2017-18, 2018-19 |
| Most losses in one season (L+OTL)..... | 31 2017-18 |
| Fewest losses in one season (L+OTL)..... | 23 2016-17 |
| Most shootout losses in one season | 3 2018-19 |
| Fewest shootout losses in one season..... | 1 2017-18 |
| Most goals scored in one season | 239 2018-19 |
| Fewest goals scored in one season..... | 202 2017-18 |
| Most goals allowed in one season..... | 221 2018-19 |
| Fewest goals allowed in one season..... | 176 2016-17 |
| Most penalty minutes in one season..... | 1,239 2015-16 |
| Fewest penalty minutes in one season..... | 978 2018-19 |
| Longest winning streak overall..... | 8 games 11/11/16-12/2/16 1/26/18-2/17/18 12/27/18-1/12/19 |
| Longest winning streak at home..... | 7 games 2/24/17-3/22/17 |
| Longest winning streak away | 6 games 12/29/18-1/12/19 |
| Longest points streak overall | 15 games 12/14/18-1/16/19 (12-0-1-2) |
| Longest points streak at home..... | 7 games 10/10/15-11/13/15 (6-0-0-1) 2/20/16-3/16/16 (6-0-1-0) |
| Longest points streak away..... | 10 games 12/29/16-2/7/17 (9-0-0-1) 12/14/18-1/21/19 (7-0-1-2) |
| Longest losing streak (L+OTL) overall | 5 games 11/14/15-11/25/15 1/8/16-1/16/16 12/10/16-12/17/16 |
| Longest losing streak (L+OTL) at home..... | 5 games 1/8/16-1/29/16 |
| Longest losing streak (L+OTL) away..... | 5 games 3/31/18-end of season |
| Longest winless streak overall | 7 games 12/10/16-12/27/16 (0-5-1-1) |
| Longest winless streak at home..... | 6 games 12/13/16-1/6/17 (0-4-1-1) |
| Longest winless streak away..... | 5 games 2/18/18-3/10/18 (0-3-1-1) 3/31/18-end of season (0-5-0-0) 12/3/18-12/22/18 (0-3-0-2) |

All-Time Regular Season Individual Player Records Players

| | |
|--|---|
| Most points in one season..... | 61 Sam Carrick, 2018-19 |
| Most goals in one season | 32 Sam Carrick, 2018-19 |
| Most assists in one season | 45 Brandon Montour, 2015-16 |
| Most penalty minutes in one season..... | 210 Stu Bickel, 2015-16 |
| Most power-play goals in one season..... | 11 Corey Tropp, 2016-17 Corey Tropp, 2017-18 Sam Carrick, 2018-19 |
| Most shorthanded goals in one season..... | 3 Jordan Samuels-Thomas, 2016-17 Chris Wagner, 2016-17 Sam Carrick, 2018-19 |
| Most game-winning goals in one season..... | 5 Eric Fehr, 2017-18 Sam Carrick, 2018-19 |
| Most points in one game | 5 Sam Carrick, 11/25/18 at STK (3-2) |
| Most goals in one game..... | 3 Andy Welinski, 3/31/17 at TUC Corey Tropp, 1/3/18 at TEX Giovanni Fiore, 1/17/18 at TUC Sam Carrick, 11/25/18 at STK |
| Most assists in one game..... | 4 Kalle Kossila, 1/3/18 at TEX |

Goaltenders

| | |
|--|---|
| Most appearances in one season | 43 Kevin Boyle, 2018-19 |
| Most minutes played in one season | 2,362 Kevin Boyle, 2018-19 |
| Most wins in one season | 24 Kevin Boyle, 2018-19 |
| Most losses in one season..... | 13 Kevin Boyle, 2017-18 Kevin Boyle, 2018-19 |
| Most OT/shootout losses in one season..... | 4 Kevin Boyle, 2016-17 |
| Most shutouts in one season..... | 3 Reto Berra, 2017-18 |
| Lowest GAA in one season (min. 25 gms.) | 2.46 Anton Khudobin, 2015-16 |
| Highest save percentage in one season (min. 25 gms.)..... | .922 Reto Berra, 2017-18 |

All-Time Regular Season Points Leaders

| Name | GP | G | A | PTS | Seasons |
|---------------------|-----|----|----|-----|---------|
| 1 Corey Tropp | 182 | 63 | 85 | 148 | 2015-19 |
| 2 Kalle Kossila | 170 | 51 | 90 | 141 | 2015-19 |
| 3 Sam Carrick | 143 | 48 | 65 | 113 | 2016-19 |
| 4 Brandon Montour | 104 | 25 | 64 | 89 | 2015-17 |
| 5 Kevin Roy | 125 | 31 | 57 | 88 | 2015-19 |
| 6 Andy Welinski | 146 | 24 | 59 | 83 | 2015-19 |
| 7 Nic Kerdiles | 121 | 37 | 39 | 76 | 2015-18 |
| 8 Antoine Laganiere | 121 | 37 | 32 | 69 | 2015-17 |
| 9 Jaycob Megna | 216 | 9 | 55 | 64 | 2015-19 |
| 10 Chris Mueller | 63 | 20 | 37 | 57 | 2015-16 |
| Shea Theodore | 76 | 14 | 43 | 57 | 2015-17 |

All-Time Regular Season Goaltending Leaders (Wins)

| Name | GP | W | L | OT/SOL | GAA | SV% | SO | Seasons |
|-------------------|----|----|----|--------|------|------|----|---------|
| 1 Kevin Boyle | 97 | 53 | 31 | 8 | 2.68 | .916 | 2 | 2016-19 |
| 2 Anton Khudobin | 31 | 19 | 8 | 3 | 2.46 | .921 | 0 | 2015-16 |
| 3 Dustin Tokarski | 29 | 18 | 9 | 1 | 2.89 | .899 | 1 | 2015-17 |
| 4 Reto Berra | 32 | 16 | 12 | 2 | 2.66 | .922 | 3 | 2017-18 |
| 5 Jhonas Enroth | 18 | 14 | 4 | 0 | 1.73 | .936 | 2 | 2016-17 |

DID YOU KNOW?

In 2018-19, a total of **25** players appeared in at least one game for both the San Diego Gulls and the Anaheim Ducks, including recent first-round draft picks **Max Jones, Sam Steel, Jacob Larsson and Isac Lundestrom.**



Max Comtois

A second-round pick by Anaheim in the 2017 NHL Draft, Max Comtois finished his junior career in the QMJHL while also making his AHL and NHL debuts in 2018-19. Comtois recorded nine points in 12 postseason games for the Gulls, and scored the winning goal in quadruple overtime of Game 1 of the Pacific Division Finals against Bakersfield.



Playoff Facts

| | |
|--|----|
| Number participated in: | 3 |
| Number of individual series won: | 4 |
| Number of individual series lost: | 3 |
| Total number of playoff games played: | 35 |
| Games won: | 17 |
| Games lost: | 18 |
| Number of overtime games: | 10 |
| Overtime games won: | 3 |
| Overtime games lost: | 7 |
| Number of games opponents shut out: | 2 |
| Number of games shut out by opponents: | 1 |
| Calder Cup Championships: | 0 |
| Losing Finalist: | 0 |

All-Time Playoff Points Leaders

| | Player | GP | G | A | PTS | Seasons |
|----|-----------------|----|----|----|-----|---------|
| 1 | Sam Carrick | 26 | 11 | 10 | 21 | 2016-19 |
| 2 | Adam Cracknell | 15 | 7 | 9 | 16 | 2018-19 |
| 3 | Kalle Kossila | 33 | 7 | 8 | 15 | 2015-19 |
| | Andy Welinski | 34 | 3 | 12 | 15 | 2015-19 |
| 5 | Sam Steel | 16 | 6 | 7 | 13 | 2018-19 |
| 6 | Chris Mueller | 9 | 4 | 7 | 11 | 2015-16 |
| | Ben Street | 16 | 2 | 9 | 11 | 2018-19 |
| 8 | Maxime Comtois | 12 | 5 | 4 | 9 | 2018-19 |
| | Justin Kloos | 16 | 3 | 6 | 9 | 2018-19 |
| 10 | Nic Kerdiles | 8 | 4 | 4 | 8 | 2016-17 |
| | Nick Ritchie | 9 | 5 | 3 | 8 | 2015-16 |
| | Kiefer Sherwood | 16 | 4 | 4 | 8 | 2018-19 |
| | Kevin Roy | 18 | 4 | 4 | 8 | 2016-19 |
| | Corey Tropp | 24 | 5 | 3 | 8 | 2015-19 |



Sam Carrick

In his seventh pro season in 2018-19, Sam Carrick set personal bests with 32 goals, 29 assists and 61 points to lead the Gulls' offense. He helped San Diego reach the Western Conference Finals with 14 points in 16 playoff contests, and added one assist in six NHL games with Anaheim.

All-Time Playoff Individual Player Records

Players

| | | |
|-------------------------------------|----|---|
| Most points in one playoff | 16 | Adam Cracknell, 2019 |
| Most points in one playoff game | 3 | several times; last: Andy Welinski, 5/13/19 vs. BAK (0-3) |
| Most goals in one playoff | 7 | Adam Cracknell, 2019 |
| | | Sam Carrick, 2019 |
| Most goals in one playoff game | 2 | several times; last: Maxime Comtois, 5/17/19 at CHI |
| Most assists in one playoff | 9 | Adam Cracknell, 2019 |
| | | Ben Street, 2019 |
| Most assists in one playoff game | 3 | several times; last: Andy Welinski, 5/13/19 vs. BAK |
| Most playoff games played, all-time | 35 | Jaycob Megna |

Goaltenders

| | | |
|--|------|---------------------|
| Most playoff appearances all-time | 11 | Jeff Glass |
| Most wins in one playoff | 6 | Jeff Glass, 2019 |
| Most losses in one playoff | 6 | Jhonas Enroth, 2017 |
| Most shutouts in one playoff | 1 | Matt Hackett, 2016 |
| | | Kevin Boyle, 2019 |
| Lowest GAA in one playoff (min. 5 gms.) | 2.25 | Kevin Boyle, 2019 |
| Highest save percentage in one playoff (min. 5 gms.) | .925 | Matt Hackett, 2016 |

All-Time Playoff Results

| Year | Round | Opponent | Result | GF | GA |
|------|-------|-------------|--------|----|----|
| 2019 | CF | Chicago | L, 2-4 | 14 | 17 |
| | DF | Bakersfield | W, 4-2 | 24 | 16 |
| | DSF | San Jose | W, 3-1 | 18 | 14 |
| 2018 | DNQ | | | | |
| | DF | San Jose | L, 1-4 | 10 | 17 |
| 2017 | DSF | Ontario | W, 3-2 | 12 | 10 |
| | DF | Ontario | L, 1-4 | 11 | 13 |
| 2016 | DF | Ontario | L, 1-4 | 11 | 13 |
| | DSF | Texas | W, 3-1 | 16 | 9 |



Pechanga Arena San Diego

Pechanga Arena San Diego is a 12,920-seat arena located in San Diego, Calif. Built in 1966, the arena -- originally known as the San Diego Sports Arena -- celebrated its 50th anniversary in 2016. It was home to the original Gulls of the Western Hockey League, and has since housed professional hockey, NBA basketball, professional lacrosse, indoor soccer and numerous entertainment events.

History of Team Captains

| | |
|---------|--------------|
| 2015-16 | Joe Piskula |
| 2016-18 | none |
| 2018-19 | Jaycob Megna |





SAN JOSE BARRACUDA



Jon Gustafson
Vice President/Governor



Joe Will
General Manager



Roy Sommer
Head Coach



San Jose Sharks
NHL Affiliate

Personnel

Chief Operating Officer/Alternate Governor..... John Tortora
 Vice President/Governor..... Jon Gustafson
 General Manager/Alternate Governor..... Joe Will
 Head Coach..... Roy Sommer
 Assistant Coach..... Jimmy Bonneau
 Assistant Coach..... Michael Chiasson
 Video Coach/Hockey Operations..... Nick Gialdini
 Development Coach, Defensemen..... Bryan Marchment
 Development Coach, Forwards..... Mike Ricci
 Development Coach, Goalies..... Evgeni Nabokov
 Development Coach..... Dirk Graham
 Development Coach..... Niklas Sundstrom
 Head Athletic Trainer..... Will Leonard
 Assistant Athletic Trainer..... Gianluca Scotuzzi
 Strength and Conditioning Coordinator..... Marcello Martinelli
 Head Equipment Manager..... Mike Murphy
 Assistant Equipment Manager..... Austin Rodriguez
 Vice President of Sales..... John Castro
 Director of Marketing..... Casey Leppanen
 Director of Ticket Sales..... Brian Towers
 Public Relations and Broadcast Manager..... Nick Nollenberger
 Game Presentation Manager..... Daniel Bell
 Ticket Sales Account Executive..... Danny Bancroft
 Marketing and Community Relations Manager..... Joey Goldstein
 Marketing and Community Relations Coordinator..... Faith Christensen

Team Information

Club Colors..... Teal, Grey, Orange, Black
 Home Arena..... SAP Center at San Jose
 Seating Capacity..... 6,123 (curtained)
 Ticket Prices..... \$10-\$65
 Attendance Records..... Game: 8,415 vs. Bakersfield, 3/9/19
 Season: 150,679 – 2015-16
 Average: 4,432 – 2015-16
 Press Box Location..... Level 5, north side of arena
 Flagship Radio Station..... 1220 AM KDOW
 Time Zone..... Pacific (EST -3)

San Jose Barracuda
 SAP Center at San Jose
 525 West Santa Clara Street
 San Jose, CA 95113
 Phone: (408) 287-7070

Media Directory

Newspaper/Web/Wire

Bay Area News Group (San Jose Mercury News, Oakland Tribune, Contra Costa Times) • Phone (408) 920-5830 • Contact: Curtis Pashelka, Paul Gackle • www.mercurynews.com • @mercnews
 San Francisco Chronicle • Phone (415) 777-7201 • Contact: Ross McKeon • www.sfchronicle.com • @sfchronicle
 The Athletic • Phone (215) 290-6647 • Contact: Kevin Kurz (@KKurzNHL) • www.theathletic.com/bayarea • @TheAthleticSF
 Associated Press • Phone (415) 495-1708 • Contact: Josh Dubow • www.ap.org • @AP

Television

NBC Sports California • Phone (415) 296-8900 • Contact: Brodie Brazil

Radio

KNBR 680 AM • Phone (415) 995-6800 • Contact: Jeremiah Crowe • www.knbr.com
 95.7 The Game • Contact: Danny Freisinger
 98.5 KFOX • Phone (415) 546-8300 • Contact: Steve DiNardo

DID YOU KNOW?

Oakland native **Roy Sommer** has coached 1,616 games in the AHL; only three other people in league history have coached even half as many. Sommer begins his league-record 22nd season as an AHL head coach in 2019-20, all in the Sharks organization.



Season Results

| Season | Aff | Head Coach | GP | W | L | T | OTL | SOL | PTS | GF | GA | Finish | Playoff Result (W-L Record) |
|---------|-----|------------|-----|-----|----|----|-----|-----|-----|-----|-----|--------------|--------------------------------|
| 2015-16 | SJ | Roy Sommer | 68 | 31 | 26 | -- | 8 | 3 | 73 | 198 | 193 | 4th, Pacific | Lost Division Semifinals (1-3) |
| 2016-17 | SJ | Roy Sommer | 68 | 43 | 16 | -- | 4 | 5 | 95 | 232 | 176 | 1st, Pacific | Lost Conference Finals (8-7) |
| 2017-18 | SJ | Roy Sommer | 68 | 34 | 26 | -- | 4 | 4 | 76 | 186 | 198 | 4th, Pacific | Lost Division Semifinals (1-3) |
| 2018-19 | SJ | Roy Sommer | 68 | 39 | 22 | -- | 3 | 4 | 85 | 227 | 197 | 2nd, Pacific | Lost Division Semifinals (1-3) |
| TOTALS | | | 272 | 147 | 90 | -- | 19 | 16 | 329 | 843 | 764 | | |

2019-20 Schedule (All Times Local)

| Day | Date | Time | Opponent | Day | Date | Time | Opponent |
|-----|----------|----------|---------------|-----|---------|---------|---------------|
| Fri | 10/4/19 | 7:00 PM | @ Ontario | Wed | 1/15/20 | 7:00 PM | Colorado |
| Fri | 10/11/19 | 7:00 PM | San Diego | Fri | 1/17/20 | 7:00 PM | @ Iowa |
| Sun | 10/13/19 | 1:15 PM | Bakersfield | Sat | 1/18/20 | 6:00 PM | @ Iowa |
| Sat | 10/19/19 | 1:15 PM | Ontario | Wed | 1/22/20 | 6:30 PM | @ Bakersfield |
| Fri | 10/25/19 | 7:05 PM | @ Colorado | Sat | 1/25/20 | 7:00 PM | Ontario |
| Sat | 10/26/19 | 7:05 PM | @ Colorado | Fri | 1/31/20 | 7:00 PM | @ San Diego |
| Wed | 10/30/19 | 11:00 AM | Bakersfield | Wed | 2/5/20 | 7:00 PM | San Diego |
| Fri | 11/1/19 | 7:00 PM | @ Stockton | Fri | 2/7/20 | 7:05 PM | @ Colorado |
| Sun | 11/3/19 | 3:00 PM | Tucson | Sat | 2/8/20 | 7:05 PM | @ Colorado |
| Sat | 11/9/19 | 7:00 PM | @ Bakersfield | Wed | 2/12/20 | 7:00 PM | Stockton |
| Sun | 11/10/19 | 5:00 PM | San Diego | Sun | 2/16/20 | 5:00 PM | @ Bakersfield |
| Wed | 11/13/19 | 7:00 PM | @ San Diego | Mon | 2/17/20 | 6:00 PM | Tucson |
| Sat | 11/16/19 | 6:00 PM | @ Stockton | Sat | 2/22/20 | 7:00 PM | @ San Diego |
| Sun | 11/17/19 | 5:00 PM | Tucson | Sun | 2/23/20 | 3:00 PM | @ Ontario |
| Wed | 11/20/19 | 7:00 PM | Tucson | Wed | 2/26/20 | 7:00 PM | Ontario |
| Fri | 11/22/19 | 7:00 PM | Colorado | Sat | 2/29/20 | 1:15 PM | San Diego |
| Sat | 11/23/19 | 1:15 PM | Colorado | Mon | 3/2/20 | 7:00 PM | Iowa |
| Wed | 11/27/19 | 7:00 PM | @ San Diego | Wed | 3/4/20 | 7:00 PM | Iowa |
| Fri | 11/29/19 | 6:00 PM | Bakersfield | Fri | 3/6/20 | 7:00 PM | San Diego |
| Fri | 12/6/19 | 7:00 PM | @ Ontario | Sat | 3/7/20 | 8:00 PM | San Diego |
| Sat | 12/7/19 | 6:00 PM | @ Ontario | Tue | 3/10/20 | 7:00 PM | @ Stockton |
| Wed | 12/11/19 | 7:00 PM | Bakersfield | Fri | 3/13/20 | 7:00 PM | @ San Diego |
| Sat | 12/14/19 | 1:15 PM | Stockton | Sat | 3/14/20 | 6:00 PM | @ Ontario |
| Sun | 12/15/19 | 5:00 PM | @ Stockton | Tue | 3/17/20 | 7:00 PM | Colorado |
| Wed | 12/18/19 | 7:00 PM | Ontario | Fri | 3/20/20 | 7:00 PM | Bakersfield |
| Fri | 12/20/19 | 7:00 PM | @ San Diego | Sat | 3/21/20 | 7:00 PM | @ Bakersfield |
| Fri | 12/27/19 | 1:15 PM | Stockton | Fri | 3/27/20 | 7:05 PM | @ Tucson |
| Sun | 12/29/19 | 5:00 PM | Bakersfield | Sat | 3/28/20 | 7:05 PM | @ Tucson |
| Tue | 12/31/19 | 5:00 PM | @ Stockton | Wed | 4/1/20 | 7:00 PM | Ontario |
| Fri | 1/3/20 | 7:05 PM | @ Tucson | Sat | 4/4/20 | 1:15 PM | Stockton |
| Sat | 1/4/20 | 7:05 PM | @ Tucson | Sun | 4/5/20 | 5:00 PM | @ Stockton |
| Wed | 1/8/20 | 7:00 PM | Ontario | Wed | 4/8/20 | 6:30 PM | @ Bakersfield |
| Sat | 1/11/20 | 1:15 PM | Stockton | Fri | 4/10/20 | 7:00 PM | @ Bakersfield |
| Sun | 1/12/20 | 3:00 PM | Stockton | Sat | 4/11/20 | 6:00 PM | @ Ontario |

...In The System

- Joachim Blichfeld (RW), 6-2, 180 lbs., shoots right. Born 7/17/98, Frederikshavn, Denmark
Last year's team: Portland (WHL) 68gp, 53+61=114pts.
- Sasha Chmelevski (C), 6-0, 190 lbs., shoots right. Born 6/9/99, Huntington Beach, Calif.
Last year's team: Ottawa (OHL) 56gp, 35+40=75pts.
- Mario Ferraro (D), 5-11, 185 lbs., shoots left. Born 9/17/98, King City, Ont.
Last year's team: UMass-Amherst (NCAA) 41gp, 2+12=14pts.
- Jayden Halbgewachs (LW), 5-8, 165 lbs., shoots left. Born 3/22/97, Emerald Park, Sask.
Last year's team: San Jose (AHL) 64gp, 13+22=65pts.
- Josef Korenar (G), 6-1, 175 lbs., catches left. Born 1/31/98, Vystrkov, Czech Republic
Last year's team: San Jose (AHL) 34gp, 23-10-1, 2.54gaa, .911sv%

History of Team Captains

- 2015-16 Bryan Lerg
- 2016-19 John McCarthy



Alexander True

Alexander True paced the Barracuda in nearly every offensive category in 2018-19, finishing first in goals (24) and points (55), second in assists (31), tied for first in plus/minus (+16) and first with a franchise-record six game-winning goals.



Dylan Gambrell

Dylan Gambrell finished fourth on the Barracuda in scoring with 45 points in 51 games despite missing significant time while on recall to the NHL. The Sharks' second-round pick in the 2016 NHL Draft, Gambrell scored his first career NHL goal against St. Louis in Game 6 of the Western Conference Final.

All-Time Regular Season Team Records

| | | | |
|---|----------|-------|----------------------------|
| Division championships (regular season)..... | 1 | | 2016-17 |
| Overall regular season point championships..... | 0 | | |
| Most points in one season..... | 95 | | 2016-17 |
| Fewest points in one season..... | 73 | | 2015-16 |
| Most wins in one season..... | 43 | | 2016-17 |
| Fewest wins in one season..... | 31 | | 2015-16 |
| Most losses in one season (L+OTL)..... | 34 | | 2015-16 |
| Fewest losses in one season (L+OTL)..... | 20 | | 2016-17 |
| Most shootout losses in one season..... | 5 | | 2016-17 |
| Fewest shootout losses in one season..... | 3 | | 2015-16 |
| Most goals scored in one season..... | 232 | | 2016-17 |
| Fewest goals scored in one season..... | 186 | | 2017-18 |
| Most goals allowed in one season..... | 198 | | 2017-18 |
| Fewest goals allowed in one season..... | 176 | | 2016-17 |
| Most penalty minutes in one season..... | 1,051 | | 2016-17 |
| Fewest penalty minutes in one season..... | 714 | | 2018-19 |
| Longest winning streak overall..... | 14 games | | 1/25/17-2/25/17 |
| Longest winning streak at home..... | 6 games | | 1/7/17-2/20/17 |
| Longest winning streak away..... | 10 games | | 1/25/17-2/25/17 |
| Longest points streak overall..... | 15 games | | 1/25/17-3/1/17 (14-0-0-1) |
| Longest points streak at home..... | 8 games | | 12/10/16-1/4/17 (7-0-1-0) |
| Longest points streak away..... | 10 games | | 1/25/17-2/25/17 (10-0-0-0) |
| Longest losing streak (L+OTL) overall..... | 6 games | | 1/16/16-1/29/16 |
| Longest losing streak (L+OTL) at home..... | 3 games | | 1/10/16-1/23/16 |
| Longest losing streak (L+OTL) away..... | 7 games | | 2/16/18-3/20/18 |
| Longest winless streak overall..... | 6 games | | 1/16/16-1/29/16 (0-4-2-0) |
| Longest winless streak at home..... | 5 games | | 1/17/18-2/11/18 (0-3-1-1) |
| Longest winless streak away..... | 7 games | | 2/16/18-3/20/18 (0-5-2-0) |

**All-Time Regular Season Individual Player Records
Players**

| | | | |
|--|-----|-------|--|
| Most points in one season..... | 58 | | Daniel O'Regan, 2016-17 |
| Most goals in one season..... | 25 | | Barclay Goodrow, 2016-17 |
| Most assists in one season..... | 42 | | Tim Heed, 2016-17 |
| Most penalty minutes in one season..... | 130 | | Emerson Clark, 2017-18 |
| Most power-play goals in one season..... | 11 | | Daniel O'Regan, 2016-17 |
| Most shorthanded goals in one season..... | 4 | | Barclay Goodrow, 2016-17 |
| Most game-winning goals in one season..... | 6 | | Alexander True, 2018-19 |
| Most points in one game..... | 4 | | Ryan Carpenter, 12/4/15 vs. STK (1-3) Barclay Goodrow, 12/4/15 vs. STK (1-3) Nikolay Goldobin, 1/3/16 vs. TEX (3-1) Barclay Goodrow, 3/26/17 at TUC (3-1) John McCarthy, 3/9/18 vs. CLE (3-1) Alexander True, 12/16/18 at ONT (1-3) |
| Most goals in one game..... | 3 | | Barclay Goodrow, 12/5/15 vs. BAK Nikolay Goldobin, 1/3/16 vs. TEX Barclay Goodrow, 11/11/16 at TEX Barclay Goodrow, 3/26/17 at TUC Marcus Sorensen, 11/5/17 vs. TEX John McCarthy, 3/9/18 vs. CLE |
| Most assists in one game..... | 3 | | several players; last: Alexander True, 1/21/19 vs. BAK |

Goaltenders

| | | | |
|--|-------|-------|-------------------------|
| Most appearances in one season..... | 49 | | Troy Grosenick, 2016-17 |
| Most minutes played in one season..... | 2,728 | | Troy Grosenick, 2016-17 |
| Most wins in one season..... | 30 | | Troy Grosenick, 2016-17 |
| Most losses in one season..... | 16 | | Aaron Dell, 2015-16 |
| Most OT/shootout losses in one season..... | 6 | | Aaron Dell, 2015-16 |
| Most shutouts in one season..... | 10 | | Troy Grosenick, 2016-17 |
| Lowest GAA in one season (min. 25 gms.)..... | 2.04 | | Troy Grosenick, 2016-17 |
| Highest save percentage in one season (min. 25 gms.)..... | .926 | | Troy Grosenick, 2016-17 |

All-Time Regular Season Points Leaders

| Name | GP | G | A | PTS | Seasons |
|--------------------|-----|----|----|-----|---------|
| 1 John McCarthy | 257 | 58 | 76 | 134 | 2015-19 |
| 2 Ryan Carpenter | 120 | 32 | 62 | 94 | 2015-17 |
| 3 Nikolay Goldobin | 106 | 36 | 49 | 85 | 2015-17 |
| 4 Barclay Goodrow | 118 | 45 | 39 | 84 | 2015-17 |
| 5 Alexander True | 136 | 39 | 44 | 83 | 2017-19 |
| 6 Daniel O'Regan | 94 | 30 | 53 | 83 | 2016-18 |
| 7 Joakim Ryan | 133 | 13 | 66 | 79 | 2015-18 |
| 8 Rourke Chartier | 121 | 30 | 44 | 74 | 2015-19 |
| 9 Adam Helewka | 124 | 23 | 45 | 68 | 2015-18 |
| 10 Nick DeSimone | 128 | 21 | 46 | 67 | 2016-19 |

All-Time Regular Season Goaltending Leaders (Wins)

| Name | GP | W | L | OT/SOL | GAA | SV% | SO | Seasons |
|------------------|----|----|----|--------|------|------|----|---------|
| 1 Troy Grosenick | 97 | 47 | 29 | 13 | 2.56 | .911 | 10 | 2015-18 |
| 2 Antoine Bibeau | 78 | 39 | 27 | 9 | 2.61 | .912 | 6 | 2017-19 |
| 3 Josef Korenar | 34 | 23 | 8 | 2 | 2.54 | .911 | 4 | 2018-19 |
| 4 Aaron Dell | 40 | 17 | 16 | 6 | 2.42 | .922 | 4 | 2015-16 |
| 5 Mantas Armalis | 24 | 12 | 5 | 4 | 3.06 | .885 | 2 | 2016-17 |

DID YOU KNOW?

The Barracuda are the only team to reach the Calder Cup Playoffs in each of the Pacific Division's first four seasons of existence.



Nick DeSimone

Nick DeSimone put together one of the best offensive seasons ever for a Barracuda defenseman in 2018-19, tying for sixth among all AHL blueliners with 46 points in 65 contests. DeSimone led San Jose with 32 assists and set a record for a team D-man with 14 goals.

Playoff Facts

| | |
|--|----|
| Number participated in: | 4 |
| Number of individual series won: | 2 |
| Number of individual series lost: | 4 |
| Total number of playoff games played: | 27 |
| Games won: | 11 |
| Games lost: | 16 |
| Number of overtime games: | 4 |
| Overtime games won: | 2 |
| Overtime games lost: | 2 |
| Number of games opponents shut out: | 2 |
| Number of games shut out by opponents: | 2 |
| Calder Cup Championships: | 0 |
| Losing Finalist: | 0 |

All-Time Playoff Points Leaders

| Player | GP | G | A | PTS | Seasons |
|-------------------|----|----|----|-----|---------|
| 1 Ryan Carpenter | 19 | 10 | 9 | 19 | 2015-17 |
| 2 Joakim Ryan | 19 | 4 | 10 | 14 | 2015-17 |
| 3 Tim Heed | 19 | 3 | 10 | 13 | 2016-18 |
| 4 Barclay Goodrow | 19 | 5 | 6 | 11 | 2015-17 |
| John McCarthy | 27 | 3 | 8 | 11 | 2015-19 |
| 6 Rourke Chartier | 11 | 2 | 7 | 9 | 2015-18 |
| Buddy Robinson | 15 | 4 | 5 | 9 | 2016-17 |
| Nick DeSimone | 21 | 2 | 7 | 9 | 2016-19 |
| Julius Bergman | 23 | 1 | 8 | 9 | 2015-18 |
| 10 Timo Meier | 14 | 4 | 3 | 7 | 2016-17 |
| Daniel O'Regan | 15 | 4 | 3 | 7 | 2016-17 |
| Kevin Labanc | 16 | 3 | 4 | 7 | 2015-17 |



All-Time Playoff Individual Player Records

Players

| | | |
|-------------------------------------|----|--|
| Most points in one playoff | 17 | Ryan Carpenter, 2017 |
| Most points in one playoff game | 4 | Rudolfs Balcers, 4/21/18 vs. TUC (2-2) |
| Most goals in one playoff | 9 | Ryan Carpenter, 2017 |
| Most goals in one playoff game | 2 | Ryan Carpenter, 4/21/17 vs. STK Joakim Ryan, 4/23/17 vs. STK Rourke Chartier, 4/21/18 vs. TUC Rudolfs Balcers, 4/21/18 vs. TUC Evan Weinger, 4/18/19 at SD Jon Martin, 4/22/19 vs. SD |
| Most assists in one playoff | 8 | Ryan Carpenter, 2017 |
| Most assists in one playoff game | 3 | Joakim Ryan, 4/23/16 vs. ONT |
| Most playoff games played, all-time | 27 | John McCarthy |

Goaltenders

| | | |
|--|------|----------------------|
| Most playoff appearances all-time | 15 | Troy Grosenick |
| Most wins in one playoff | 8 | Troy Grosenick, 2017 |
| Most losses in one playoff | 7 | Troy Grosenick, 2017 |
| Most shutouts in one playoff | 2 | Troy Grosenick, 2017 |
| Lowest GAA in one playoff (min. 5 gms.) | 2.69 | Troy Grosenick, 2017 |
| Highest save percentage in one playoff (min. 5 gms.) | .910 | Troy Grosenick, 2017 |

All-Time Playoff Results

| Year | Round | Opponent | Result | GF | GA |
|------|-------|--------------|--------|----|----|
| 2019 | DSF | San Diego | L, 1-3 | 14 | 18 |
| 2018 | DSF | Tucson | L, 1-3 | 8 | 16 |
| 2017 | CF | Grand Rapids | L, 1-4 | 11 | 19 |
| | DF | San Diego | W, 4-1 | 17 | 10 |
| | DSF | Stockton | W, 3-2 | 18 | 15 |
| 2016 | DSF | Ontario | L, 1-3 | 6 | 11 |



John McCarthy

Barracuda captain John McCarthy tallied 13 goals and 17 assists in 67 games during the 2018-19 season. McCarthy has spent all but three months of his 10-year pro career in the Sharks organization, totaling 534 AHL games and 88 NHL contests in teal.



SAP Center at San Jose

SAP Center at San Jose continues to be recognized as one of the top multi-purpose arenas in North America, drawing some of the most sought-after sporting and entertainment events in the world to downtown San Jose. For two decades, the facility, with its distinctive 10-story glass pyramid entry and unique stainless-steel facade, has been the "place to be and be seen" in the Bay Area. Located in the heart of the Silicon Valley, SAP Center, which also houses the NHL's San Jose Sharks, is an exemplification of the architectural excellence and technological innovation that drives the area.



SPRINGFIELD THUNDERBIRDS



Nathan Costa
President



Eric Joyce
General Manager



Geordie Kinnear
Head Coach



Florida Panthers
NHL Affiliate

Personnel

| | |
|---|------------------------|
| Owner | Springfield Hockey LLC |
| President | Nathan Costa |
| General Manager | Eric Joyce |
| Head Coach | Geordie Kinnear |
| Assistant Coach | Doug Janik |
| Goaltending/Video Coach | Leo Luongo |
| Athletic Trainer | Alex Ambrose |
| Equipment Manager | Ralph Calvanese |
| Strength & Conditioning Coach | Artie Hairston |
| Team Services Manager | Alec Rippetoe |
| Vice President, Sales and Strategy | Todd McDonald |
| Senior Manager, Business Development | Steve Kunsey |
| Business Development and Special Events Executive | Nicole Taylor |
| Manager, Ticket Sales and Service | Matthew McRobbie |
| Manager, Media/Community Relations and Broadcasting | Ryan Smith |
| Manager, Digital/Social Media and Marketing | Danny Baxter |
| Producer, Digital/Social Media | China Wong |
| Director, Game Presentation and Creative Services | Luke Pawlak |
| Manager, Brand Development and Merchandise | Drew Superior |
| Ticket Operations and Retention Executive | Frank Grimaldi |
| Director of Finance | Jessica Hansen |
| Account Executive | Charles Venezia |
| Account Executive | Jonathan Stone |
| Account Executive | Katie Force |
| Account Executive | John Jones, Jr. |
| Account Executive | Evan Cofrancisco |
| Administrative Assistant | Carolyn Roberts |

Team Information

| | |
|------------------------------|---|
| Club Colors | Blue, Red, Yellow, White |
| Home Arena | MassMutual Center |
| Seating Capacity | 6,793 |
| Ticket Prices | \$10, \$18, \$22, \$24, \$26, \$33 |
| Attendance Records | Game: 6,793 several times; last vs. Providence, 4/13/19 Season: 193,225 – 2018-19 Average: 5,085 – 2018-19 |
| Press Box Location | Sections 23-24-25 |
| Flagship Radio Station | WHYN AM 560 |
| Time Zone | Eastern |

Springfield Thunderbirds

45 Bruce Landon Way
Springfield, MA 01103
Phone: (413) 739-4625

Media Directory

Newspaper/Wire

MassLive/The Republican • Phone (413) 788-1210 • Contact: Ron Chimelis (@ronchimelis), Jim Pignatiello (@JPignatiello) • www.masslive.com
 Turley Publications • Phone (413) 283-8393 • Contact: Dave Forbes • www.turleysports.com • @turleysports
 Valley Advocate • Phone (413) 529-2840 • Contact: Kristin Palpini • www.valleyadvocate.com
 New England Hockey Journal • Phone (617) 773-9955 • Contact: Eric Beato • www.hockeyjournal.com • @NEHockeyJournal
 Reminder Publications • Phone (413) 525-6661 • Contact: Mike Dobbs • www.there minder.com
 Associated Press • Phone (617) 357-8100 • www.ap.org • @AP

Television

WWLP 22 (NBC) • Phone (413) 377-1192 • Contact: Mike Garreffi • www.wwlp.com
 Western Mass News (CBS/ABC/FOX) • Phone (413) 733-4040 • Contact: Hugh Zeitlin (@HughZ_WMN) • www.westernmassnews.com

Radio

KIX 100.9 FM/Mix 93.1 FM • Phone (413) 781-1011 • Contact: Terry O'Donnell • www.mykix1009.com, www.mix931.com
 WHYN 560 AM • Phone (413) 781-1011 • Contact: Bo Sullivan • www.whyn.com
 Rock 102 WAQY • Phone (413) 525-4141 • Contact: Mike Baxendale (@BaxatRock102) • www.rock102.com
 WMAS 94.7 FM/WHLL 1450 The Hall • Phone (413) 737-1414 • Contact: Erica Skubis, Kyle Belanger (@kylebelanger1) • www.947wmas.com, www.1450thehall.com • @947WMAS



Season Results

| Season | Aff | Head Coach | GP | W | L | T | OTL | SOL | PTS | GF | GA | Finish | Playoff Result (W-L Record) |
|---------------|-----|-----------------|------------|-----------|-----------|-----------|-----------|----------|------------|------------|------------|---------------|-----------------------------|
| 2016-17 | FLA | Geordie Kinnear | 76 | 32 | 33 | -- | 9 | 2 | 75 | 197 | 206 | 6th, Atlantic | Did not qualify |
| 2017-18 | FLA | Geordie Kinnear | 76 | 32 | 37 | -- | 5 | 2 | 71 | 210 | 233 | 7th, Atlantic | Did not qualify |
| 2018-19 | FLA | Geordie Kinnear | 76 | 33 | 29 | -- | 9 | 5 | 80 | 250 | 241 | 7th, Atlantic | Did not qualify |
| TOTALS | | | 228 | 97 | 99 | -- | 23 | 9 | 226 | 657 | 680 | | |

...In The System

- Jonathan Ang (F), 5-11, 165 lbs., shoots right. Born 1/31/98, Markham, Ont.
Last year's team: Springfield (AHL) 75gp, 5+20=25pts.
- Alexi Heponiemi (F), 6-1, 190 lbs., shoots left. Born 1/9/99, Tampere, Finland
Last year's team: Karpat (Fin.) 50gp, 16+30=46pts.
- Brady Keeper (D), 6-2, 194 lbs., shoots right. Born 6/5/96, Cross Lake, Man.
Last year's teams: U. of Maine (NCAA) 36gp, 7+15=22pts... Florida (NHL) 1gp, 0+0=0pts.
- Riley Stillman (D), 6-1, 190 lbs., shoots left. Born 3/9/98, Peterborough, Ont.
Last year's team: Springfield (AHL) 59gp, 4+13=17pts.
- Owen Tippett (F), 6-2, 205 lbs., shoots right. Born 2/16/99, Peterborough, Ont.
Last year's teams: Mississauga/Saginaw (OHL) 54gp, 33+41=74pts.

2019-20 Schedule (All Times Local)

| Day | Date | Time | Opponent | Day | Date | Time | Opponent |
|-----|----------|----------|-----------------|-----|---------|---------|-----------------|
| Sat | 10/5/19 | 7:05 PM | Bridgeport | Fri | 1/10/20 | 7:05 PM | Bridgeport |
| Sun | 10/6/19 | 3:05 PM | Charlotte | Sat | 1/11/20 | 7:05 PM | Providence |
| Fri | 10/11/19 | 7:05 PM | Rochester | Sun | 1/12/20 | 3:05 PM | @ Providence |
| Sat | 10/12/19 | 7:30 PM | @ Hartford | Fri | 1/17/20 | 7:00 PM | @ Syracuse |
| Sun | 10/13/19 | 3:05 PM | @ Providence | Sun | 1/19/20 | 3:05 PM | @ Providence |
| Fri | 10/18/19 | 7:15 PM | @ Hartford | Wed | 1/22/20 | 7:05 PM | Hershey |
| Sat | 10/19/19 | 7:05 PM | @ Lehigh Valley | Fri | 1/24/20 | 7:05 PM | Hershey |
| Fri | 10/25/19 | 7:00 PM | @ Bridgeport | Sat | 1/25/20 | 7:05 PM | Bridgeport |
| Sat | 10/26/19 | 7:05 PM | Belleville | Fri | 1/31/20 | 7:15 PM | @ Hartford |
| Sun | 10/27/19 | 5:05 PM | Rochester | Sat | 2/1/20 | 7:05 PM | Hartford |
| Fri | 11/1/19 | 7:05 PM | Hershey | Wed | 2/5/20 | 7:00 PM | @ Hartford |
| Sat | 11/2/19 | 7:05 PM | W-B/Scranton | Fri | 2/7/20 | 7:05 PM | @ Lehigh Valley |
| Wed | 11/6/19 | 10:30 AM | @ Bridgeport | Sat | 2/8/20 | 7:00 PM | @ Hershey |
| Fri | 11/8/19 | 7:00 PM | @ Charlotte | Sat | 2/15/20 | 6:00 PM | @ Charlotte |
| Sat | 11/9/19 | 6:00 PM | @ Charlotte | Sun | 2/16/20 | 1:00 PM | @ Charlotte |
| Wed | 11/13/19 | 10:35 AM | Lehigh Valley | Fri | 2/21/20 | 7:05 PM | Hartford |
| Fri | 11/15/19 | 7:05 PM | @ W-B/Scranton | Sat | 2/22/20 | 7:05 PM | @ Providence |
| Sat | 11/16/19 | 7:05 PM | @ Binghamton | Sun | 2/23/20 | 5:05 PM | Syracuse |
| Fri | 11/22/19 | 7:05 PM | W-B/Scranton | Fri | 2/28/20 | 7:05 PM | Bridgeport |
| Sat | 11/23/19 | 7:05 PM | Providence | Sat | 2/29/20 | 7:05 PM | Providence |
| Sun | 11/24/19 | 3:00 PM | @ Bridgeport | Fri | 3/6/20 | 7:05 PM | @ Providence |
| Wed | 11/27/19 | 7:05 PM | Bridgeport | Sat | 3/7/20 | 7:05 PM | Providence |
| Fri | 11/29/19 | 7:00 PM | @ Bridgeport | Sun | 3/8/20 | 3:05 PM | Hartford |
| Sat | 11/30/19 | 7:05 PM | Laval | Fri | 3/13/20 | 7:05 PM | Hartford |
| Wed | 12/4/19 | 7:05 PM | Lehigh Valley | Sat | 3/14/20 | 7:05 PM | Utica |
| Fri | 12/6/19 | 7:05 PM | Hartford | Sun | 3/15/20 | 3:00 PM | @ Bridgeport |
| Sat | 12/7/19 | 7:05 PM | Laval | Wed | 3/18/20 | 7:00 PM | @ Hartford |
| Fri | 12/13/19 | 7:05 PM | Binghamton | Fri | 3/20/20 | 7:05 PM | @ Rochester |
| Sat | 12/14/19 | 7:05 PM | Providence | Sat | 3/21/20 | 7:05 PM | @ Rochester |
| Sun | 12/15/19 | 3:05 PM | @ Providence | Fri | 3/27/20 | 7:05 PM | Providence |
| Fri | 12/20/19 | 7:05 PM | Bridgeport | Sat | 3/28/20 | 7:05 PM | Charlotte |
| Sat | 12/21/19 | 7:00 PM | @ Hershey | Sun | 3/29/20 | 3:05 PM | @ Providence |
| Sun | 12/22/19 | 1:00 PM | @ Hershey | Wed | 4/1/20 | 7:00 PM | @ Belleville |
| Fri | 12/27/19 | 7:05 PM | Providence | Fri | 4/3/20 | 7:30 PM | @ Laval |
| Sat | 12/28/19 | 7:00 PM | @ Bridgeport | Sat | 4/4/20 | 3:00 PM | @ Laval |
| Tue | 12/31/19 | 3:05 PM | @ W-B/Scranton | Wed | 4/8/20 | 7:05 PM | Charlotte |
| Fri | 1/3/20 | 7:00 PM | @ Utica | Fri | 4/10/20 | 7:05 PM | W-B/Scranton |
| Sat | 1/4/20 | 7:05 PM | @ W-B/Scranton | Sat | 4/11/20 | 7:05 PM | Charlotte |



Dryden Hunt

Dryden Hunt enters his fourth professional season in 2019-20 fresh off yet another productive campaign. Hunt tallied 23 goals and 21 assists in 51 games with Springfield, including his second career hat trick in a 9-4 win over Rochester on Nov. 16, and added three goals and seven assists in 31 NHL appearances with Florida.



Anthony Greco

Anthony Greco became the first Thunderbirds player to score 30 goals in a season in 2018-19, and finished the year with a team-leading 59 points in 75 games. The AHL All-Star also made his NHL debut with Florida, skating in the Panthers' contest at Minnesota on Dec. 13.

DID YOU KNOW?

The Thunderbirds' **Anthony Greco** set the AHL's all-time record in the CCM Fastest Skater event (13.251 seconds) at last year's All-Star Skills Competition, held in Springfield.

All-Time Regular Season Team Records

| | |
|---|--|
| Division championships (regular season)..... | 0 |
| Overall regular season point championships..... | 0 |
| Most points in a season..... | 80 2018-19 |
| Fewest points in one season..... | 71 2017-18 |
| Most wins in one season..... | 33 2018-19 |
| Fewest wins in one season..... | 32 2016-17, 2017-18 |
| Most losses in one season (L+OTL)..... | 42 2016-17, 2017-18 |
| Fewest losses in one season (L+OTL)..... | 38 2018-19 |
| Most shootout losses in one season..... | 5 2018-19 |
| Fewest shootout losses in one season..... | 2 2016-17, 2017-18 |
| Most goals scored in one season..... | 250 2018-19 |
| Fewest goals scored in one season..... | 197 2016-17 |
| Most goals allowed in one season..... | 241 2018-19 |
| Fewest goals allowed in one season..... | 206 2016-17 |
| Most penalty minutes in one season..... | 1,153 2016-17 |
| Fewest penalty minutes in one season..... | 1,088 2017-18 |
| Longest winning streak overall..... | 6 games 10/14/18-11/2/18 |
| Longest winning streak at home..... | 5 games 3/31/17-end of season |
| Longest winning streak on road..... | 3 games several times; last: 10/12/18-10/20/18 |
| Longest points streak overall..... | 9 games 2/17/18-3/10/18 (6-0-3-0) 10/6/18-11/2/18 (7-0-0-2) |
| Longest points streak at home..... | 7 games 2/17/18-3/30/18 (4-0-3-0) 11/28/18-12/19/18 (4-0-2-1) 3/1/19-4/12/19 (5-0-2-0) |
| Longest points streak on road..... | 5 games 12/28/16-1/25/17 (3-0-2-0) |
| Longest losing streak (L+OTL) overall..... | 6 games 10/7/17-10/21/17 3/11/18-3/25/18 12/21/18-1/4/19 2/2/19-2/16/19 |
| Longest losing streak (L+OTL) at home..... | 10 games 1/7/17-2/11/17 |
| Longest losing streak (L+OTL) on road..... | 8 games 10/7/17-11/19/17 |
| Longest winless streak overall..... | 7 games 11/13/16-12/2/16 (0-4-1-2) 3/11/18-3/28/18 (0-5-1-1) |
| Longest winless streak at home..... | 10 games 1/7/17-2/11/17 (0-9-1-0) |
| Longest winless streak on road..... | 8 games 10/7/17-11/19/17 (0-7-1-0) |

All-Time Regular Season Individual Player Records

Players

| | | |
|--|----------|---|
| Most points in one season..... | 62..... | Curtis Valk, 2017-18 |
| Most goals in one season..... | 30..... | Anthony Greco, 2018-19 |
| Most assists in one season..... | 42..... | Curtis Valk, 2017-18 |
| Most penalty minutes in one season..... | 147..... | Sena Acolatse, 2016-17 |
| Most power-play goals in one season..... | 9..... | Paul Thompson, 2018-19 |
| Most shorthanded goals in one season..... | 6..... | Anthony Greco, 2017-18 |
| Most game-winning goals in one season..... | 4..... | Chase Balisy, 2016-17 Curtis Valk, 2017-18 Anthony Greco, 2017-18 Anthony Greco, 2018-19 Dryden Hunt, 2018-19 |
| Most points in one game..... | 5..... | Jayce Hawryluk, 10/28/18 vs. HFD (1-4) |
| Most goals in one game..... | 4..... | Paul Thompson, 1/23/19 at HFD |
| Most assists in one game..... | 4..... | Ryan Horvat, 1/12/18 at LV Anthony Greco, 1/12/18 at LV Jayce Hawryluk, 10/28/18 vs. HFD |

Goaltenders

| | | |
|--|------------|------------------------------|
| Most appearances in one season..... | 41..... | Samuel Montembeault, 2017-18 |
| Most minutes played in one season..... | 2,196..... | Samuel Montembeault, 2017-18 |
| Most wins in one season..... | 18..... | Chris Driedger, 2018-19 |
| Most losses in one season..... | 23..... | Samuel Montembeault, 2017-18 |
| Most OT/shootout losses in one season..... | 8..... | Samuel Montembeault, 2018-19 |
| Most shutouts in one season..... | 4..... | Harri Sateri, 2017-18 |
| Lowest GAA in one season (min. 25 gms.)..... | 2.30..... | Harri Sateri, 2017-18 |
| Highest save percentage in one season (min. 25 gms.)..... | .927..... | Harri Sateri, 2017-18 |

All-Time Regular Season Points Leaders

| Name | GP | G | A | PTS | Seasons |
|---------------------|-----|----|----|-----|--------------|
| 1 Anthony Greco | 224 | 75 | 63 | 138 | 2016-19 |
| 2 Dryden Hunt | 179 | 59 | 62 | 121 | 2016-19 |
| 3 Paul Thompson | 123 | 45 | 50 | 95 | 16-17, 18-19 |
| 4 Jayce Hawryluk | 142 | 27 | 67 | 94 | 2016-19 |
| 5 Chase Balisy | 143 | 31 | 49 | 80 | 2016-18 |
| 6 Curtis Valk | 73 | 20 | 42 | 62 | 2017-18 |
| 7 Juho Lammikko | 142 | 20 | 37 | 57 | 2016-19 |
| 8 Ludwig Bystrom | 122 | 7 | 49 | 56 | 2017-19 |
| 9 Harry Zolnierczyk | 72 | 15 | 36 | 51 | 2018-19 |
| 10 Ryan Horvat | 145 | 10 | 38 | 48 | 2016-19 |

All-Time Regular Season Goaltending Leaders (Wins)

| Name | GP | W | L | OT/SOL | GAA | SV% | SO | Seasons |
|-----------------------|----|----|----|--------|------|------|----|---------|
| 1 Samuel Montembeault | 80 | 26 | 39 | 11 | 3.24 | .898 | 3 | 2017-19 |
| 2 Chris Driedger | 32 | 18 | 10 | 2 | 2.45 | .924 | 1 | 2018-19 |
| 3 Harri Sateri | 29 | 14 | 9 | 3 | 2.30 | .927 | 4 | 2017-18 |
| 4 Reto Berra | 31 | 12 | 14 | 3 | 2.53 | .910 | 3 | 2016-17 |
| 5 Mike McKenna | 26 | 9 | 10 | 7 | 2.83 | .907 | 1 | 2016-17 |



Paul Thompson

Thunderbirds captain Paul Thompson returns for his third season with the club in 2019-20 after recording 26 goals and 27 assists for 53 points in 72 games last year. It was the fourth time in his career that Thompson has scored at least 20 goals in a season.



History of Team Captains

| | |
|---------|---------------|
| 2016-17 | Brent Regner |
| 2017-18 | none |
| 2018-19 | Paul Thompson |

All-Time Playoff Results

| Year | Round | Opponent | Result | GF | GA |
|------|-------|----------|--------|----|----|
| 2019 | DNQ | | | | |
| 2018 | DNQ | | | | |
| 2017 | DNQ | | | | |



Chris Driedger

Chris Driedger spent the first half of last season bouncing between Springfield and the ECHL, but he took control of the Thunderbirds crease in the second half and set a franchise record for wins (18) while leading the entire AHL with a .924 save percentage.



Jayce Hawryluk

A second-round draft pick by Florida in 2014, Jayce Hawryluk enjoyed a breakout season in 2018-19. He put up 32 points in 31 games with Springfield and enjoyed a lengthy debut with the Panthers, tallying seven goals and five assists in 42 NHL contests.



MassMutual Center

The MassMutual Center has served as home of AHL hockey in Springfield for nearly five decades. The arena, known originally as the Springfield Civic Center, opened in 1972 and has undergone two major changes, including a \$71-million renovation effort that was completed in 2005 and a \$3.2-million technology upgrade to the center-hung video board, digital signage and LED lighting. The MassMutual Center played host to the AHL All-Star Classic in 2019.



STOCKTON HEAT



Brad Pascall
General Manager



Brian Petrovek
Chief Executive Officer



Cail MacLean
Head Coach



Calgary Flames
NHL Affiliate

Personnel

| | |
|---|---|
| General Manager | Brad Pascall |
| Head Coach | Cail MacLean |
| Assistant Coach..... | Domenic Pittis |
| Assistant Coach..... | Joe Cirella |
| Goaltending Coach | Thomas Speer |
| Strength and Conditioning Coach..... | Rick Davis |
| Head Athletic Trainer | Bryan Erspamer |
| Head Equipment Manager | Peter Bureaux |
| Assistant Equipment Manager..... | Joe Wieszczyk |
| Video Analyst & Team Services | Chris Demczuk |
| Chief Executive Officer..... | Brian Petrovek |
| Director, Business Operations..... | Devon Thumwood |
| Director, Broadcasting & Digital Content | Chris Picher |
| Director, Game Operations..... | Joe Tichy |
| Director, Finance & Administration..... | Tess Jaurigue |
| Director, Communications | Brandon Weiss |
| Director, Ticket Operations | Trevor Clemente |
| Director, Marketing, Corporate Partnerships & Events..... | Shawn Lothman |
| Director, Ticket Sales | Michael Rojeski |
| Director, Group Sales & New Business..... | Alec Romero |
| New Business Executive | Derek Clappis |
| Manager, Retail..... | Michael Hayes |
| Inside Sales Representatives..... | Alejandro Garcia, Raju Kolluru, Caitlyn Cantorna |

Team Information

| | |
|--------------------------|--|
| Club Colors | Red, Black and Yellow |
| Home Arena..... | Stockton Arena |
| Seating Capacity..... | 6,705 |
| Ticket Prices..... | \$13 to \$37 |
| Attendance Records | Game: 9,357 vs. Bakersfield, 12/19/15 (outdoors) |
| | 9,267 vs. San Jose, 3/4/17 (arena) |
| | Season: 158,011 – 2015-16 |
| | Average: 4,647 – 2015-16 |
| Press Box Location..... | Above Section 118 |
| Audio Webcasts..... | spreaker.com, iHeart.com |
| Time Zone..... | Pacific (EST -3) |

Stockton Heat
248 West Fremont Street
Stockton, CA 95203
Phone: (209) 373-1500

Media Directory

Newspaper/Wire

Stockton Record • Phone (209) 546-8282 • Contact: Scott Linesburgh (@ScottLinesburgh) • www.recordnet.com
Associated Press • www.ap.org • @AP

Television

KXTV (ABC) • Phone (916) 441-2345 • Contact: Lina Washington (@LWashingtonTV) • www.abc10.com
KCRA (NBC) • Phone (916) 444-7316 • Contact: Del Rodgers (@KCRARodgers) • www.kcra.com
KQVR (CBS) • Phone (916) 374-1301 • Contact: Steve Large (@LargeSteven), Sara Hodges (@sarataalkssports) • sacramento.cbslocal.com
KTXL (FOX) • Phone (916) 454-4548 • Contact: Jim Crandell (@JimCrandell) • www.fox40.com

Radio

Cumulus Media Group (KJOY-FM 99.3/KHKK-FM 104.1/KWIN-FM 97.7/KHOP-FM 95.1/KATM-FM 103.3/KESP-AM 970) • Phone (209) 507-8520 • Contact: Dustin Azevedo
KSTN-FM 105.9 • Phone (209) 948-5786 • Contact: Johnny Milford (@Johnny_Stockton) • www.1059thebull.com




Season Results

| Season | Aff | Head Coach | GP | W | L | T | OTL | SOL | PTS | GF | GA | Finish | Playoff Result (W-L Record) |
|---------------|-----|--------------|------------|------------|-----------|-----------|-----------|----------|------------|------------|------------|--------------|--------------------------------|
| 2015-16 | CGY | Ryan Huska | 68 | 32 | 32 | -- | 2 | 2 | 68 | 194 | 224 | 6th, Pacific | Did not qualify |
| 2016-17 | CGY | Ryan Huska | 68 | 34 | 25 | -- | 7 | 2 | 77 | 212 | 192 | 4th, Pacific | Lost Division Semifinals (2-3) |
| 2017-18 | CGY | Ryan Huska | 68 | 34 | 28 | -- | 2 | 4 | 74 | 211 | 204 | 6th, Pacific | Did not qualify |
| 2018-19 | CGY | Cail MacLean | 68 | 31 | 31 | -- | 4 | 2 | 68 | 235 | 252 | 6th, Pacific | Did not qualify |
| TOTALS | | | 204 | 100 | 85 | -- | 11 | 8 | 219 | 617 | 620 | | |

...In The System

- Dillon Dube (C), 5-11, 190 lbs., shoots left. Born 7/20/98, Golden, Alta.
Last year's teams: Stockton (AHL) 37gp, 14+25=39pts... Calgary (NHL) 25gp, 1+4=5pts.
- Glenn Gawdin (C), 6-1, 190 lbs., shoots right. Born 3/25/97, Richmond, B.C.
Last year's team: Stockton (AHL) 64gp, 11+27=38pts.
- Tyler Parsons (G), 6-1, 190 lbs., catches left. Born 9/18/97, Chersterfield, Mich.
Last year's team: Stockton (AHL) 20gp, 9-9-1, 3.70gaa, .898sv%
- Matthew Phillips (RW), 5-7, 155 lbs., shoots right. Born 4/6/98, Calgary, Alta.
Last year's team: Stockton (AHL) 65gp, 13+25=38pts.
- Adam Ruzicka (C), 6-4, 200 lbs., shoots right. Born 5/11/99, Bratislava, Slovakia
Last year's teams: Sarnia/Sudbury (OHL) 65gp, 35+43=78pts.



2019-20 Schedule (All Times Local)

| Day | Date | Time | Opponent | Day | Date | Time | Opponent |
|-----|----------|----------|---------------|-----|---------|---------|---------------|
| Fri | 10/4/19 | 7:05 PM | @ Colorado | Sun | 1/12/20 | 3:00 PM | @ San Jose |
| Sat | 10/5/19 | 7:05 PM | @ Colorado | Wed | 1/15/20 | 7:00 PM | San Diego |
| Sat | 10/12/19 | 6:00 PM | San Diego | Fri | 1/17/20 | 7:00 PM | @ Ontario |
| Tue | 10/15/19 | 7:00 PM | Bakersfield | Sat | 1/18/20 | 6:00 PM | Colorado |
| Fri | 10/18/19 | 7:00 PM | @ San Diego | Mon | 1/20/20 | 1:00 PM | Colorado |
| Sat | 10/19/19 | 7:00 PM | @ Bakersfield | Fri | 1/24/20 | 7:00 PM | Ontario |
| Fri | 10/25/19 | 7:00 PM | Bakersfield | Sat | 2/1/20 | 6:00 PM | Bakersfield |
| Sat | 10/26/19 | 7:00 PM | @ Bakersfield | Sat | 2/8/20 | 6:00 PM | @ Iowa |
| Fri | 11/1/19 | 7:00 PM | San Jose | Sun | 2/9/20 | 3:00 PM | @ Iowa |
| Sat | 11/2/19 | 6:00 PM | Tucson | Wed | 2/12/20 | 7:00 PM | @ San Jose |
| Fri | 11/8/19 | 7:05 PM | @ Tucson | Fri | 2/14/20 | 7:00 PM | Ontario |
| Sat | 11/9/19 | 7:05 PM | @ Tucson | Sat | 2/15/20 | 6:00 PM | Tucson |
| Mon | 11/11/19 | 1:00 PM | San Diego | Mon | 2/17/20 | 1:00 PM | San Diego |
| Fri | 11/15/19 | 7:00 PM | Tucson | Wed | 2/19/20 | 7:00 PM | @ San Diego |
| Sat | 11/16/19 | 6:00 PM | San Jose | Fri | 2/21/20 | 7:05 PM | @ Tucson |
| Thu | 11/21/19 | 10:30 AM | @ Bakersfield | Sat | 2/22/20 | 7:05 PM | @ Tucson |
| Sat | 11/23/19 | 7:00 PM | @ San Diego | Fri | 2/28/20 | 7:00 PM | San Diego |
| Wed | 11/27/19 | 7:00 PM | @ Ontario | Sat | 2/29/20 | 6:00 PM | Iowa |
| Fri | 11/29/19 | 7:05 PM | @ Colorado | Fri | 3/6/20 | 7:00 PM | Bakersfield |
| Sat | 11/30/19 | 7:05 PM | @ Colorado | Sat | 3/7/20 | 7:00 PM | @ Bakersfield |
| Wed | 12/4/19 | 7:00 PM | Ontario | Tue | 3/10/20 | 7:00 PM | San Jose |
| Sat | 12/7/19 | 6:00 PM | Bakersfield | Sat | 3/14/20 | 6:00 PM | Colorado |
| Wed | 12/11/19 | 7:00 PM | @ Ontario | Sun | 3/15/20 | 5:00 PM | Colorado |
| Sat | 12/14/19 | 1:15 PM | @ San Jose | Wed | 3/18/20 | 7:00 PM | @ Ontario |
| Sun | 12/15/19 | 5:00 PM | San Jose | Fri | 3/20/20 | 7:00 PM | @ Ontario |
| Wed | 12/18/19 | 7:00 PM | Iowa | Sat | 3/21/20 | 7:00 PM | @ San Diego |
| Sat | 12/21/19 | 7:00 PM | @ San Diego | Wed | 3/25/20 | 6:30 PM | @ Bakersfield |
| Fri | 12/27/19 | 1:15 PM | @ San Jose | Sat | 3/28/20 | 6:00 PM | Ontario |
| Sat | 12/28/19 | 7:00 PM | @ Bakersfield | Sun | 3/29/20 | 5:00 PM | San Diego |
| Tue | 12/31/19 | 5:00 PM | San Jose | Wed | 4/1/20 | 7:00 PM | @ San Diego |
| Fri | 1/3/20 | 7:00 PM | Ontario | Sat | 4/4/20 | 1:15 PM | @ San Jose |
| Sat | 1/4/20 | 6:00 PM | Ontario | Sun | 4/5/20 | 5:00 PM | San Jose |
| Wed | 1/8/20 | 7:00 PM | Bakersfield | Wed | 4/8/20 | 7:00 PM | @ Ontario |
| Sat | 1/11/20 | 1:15 PM | @ San Jose | Fri | 4/10/20 | 7:00 PM | Tucson |



Alan Quine

In his first season in the Flames organization, Alan Quine finished third in the AHL in points per game (1.27), totaling 19 goals and 33 assists in just 41 contests with Stockton. Quine, who notched three hat tricks in 2018-19, also skated in 13 NHL games with Calgary, picking up three goals and two assists.



Dillon Dube

Highly touted prospect Dillon Dube split his first pro season between Stockton and Calgary, putting up 15 goals and 24 assists for 39 points in 37 AHL games with the Heat. Dube, a second-round draft pick by the Flames in 2016, made his NHL debut in October and registered one goal and four assists in 25 games with Calgary.

All-Time Regular Season Team Records

| | | |
|---|----------|--|
| Division championships (regular season)..... | 0 | |
| Overall regular season point championships..... | 0 | |
| Most points in one season..... | 77 | 2016-17 |
| Fewest points in one season..... | 68 | 2015-16, 2018-19 |
| Most wins in one season..... | 34 | 2016-17, 2017-18 |
| Fewest wins in one season..... | 31 | 2018-19 |
| Most losses in one season (L+OTL)..... | 35 | 2018-19 |
| Fewest losses in one season (L+OTL)..... | 30 | 2017-18 |
| Most shootout losses in one season..... | 4 | 2017-18 |
| Fewest shootout losses in one season..... | 2 | 2015-16, 2016-17, 2018-19 |
| Most goals scored in one season..... | 235 | 2018-19 |
| Fewest goals scored in one season..... | 194 | 2015-16 |
| Most goals allowed in one season..... | 252 | 2018-19 |
| Fewest goals allowed in one season..... | 192 | 2016-17 |
| Most penalty minutes in one season..... | 1,235 | 2016-17 |
| Fewest penalty minutes in one season..... | 945 | 2018-19 |
| Longest winning streak overall..... | 5 games | 1/17/16-1/30/16 3/28/17-4/8/17 |
| Longest winning streak at home..... | 10 games | 1/2/16-2/20/16 |
| Longest winning streak away..... | 3 games | 12/14/16-12/17/16 3/28/17-4/1/17 10/27/17-11/10/17 10/12/18-10/26/18 11/13/18-11/20/18 |
| Longest points streak overall..... | 11 games | 3/24/17-end of season (7-0-3-1) |
| Longest points streak at home..... | 10 games | 1/2/16-2/20/16 (10-0-0-0) |
| Longest points streak away..... | 7 games | 3/17/17-end of season (5-0-1-1) |
| Longest losing streak (L+OTL) overall..... | 10 games | 1/21/17-2/18/17 |
| Longest losing streak (L+OTL) at home..... | 5 games | 1/21/17-2/18/17 |
| Longest losing streak (L+OTL) away..... | 13 games | 12/20/16-3/3/17 (0-11-2-0) |
| Longest winless streak overall..... | 10 games | 1/21/17-2/18/17 (0-9-1-0) |
| Longest winless streak at home..... | 5 games | 1/21/17-2/18/17 (0-4-1-0) 3/14/18-4/6/18 (0-4-0-1) |
| Longest winless streak away..... | 13 games | 12/20/16-3/3/17 (0-11-2-0) |

**All-Time Regular Season Individual Player Records
Players**

| | | |
|--|-----|--|
| Most points in one season..... | 57 | Kenny Agostino, 2015-16 |
| Most goals in one season..... | 27 | Derek Grant, 2015-16 Mark Jankowski, 2016-17 |
| Most assists in one season..... | 40 | Linden Vey, 2016-17 |
| Most penalty minutes in one season..... | 136 | Brandon Bollig, 2016-17 |
| Most power-play goals in one season..... | 11 | Andrew Mangiapane, 2016-17 |
| Most shorthanded goals in one season..... | 4 | Tyler Graovac, 2018-19 Ryan Lomborg, 2018-19 |
| Most game-winning goals in one season..... | 5 | Derek Grant, 2015-16 Mark Jankowski, 2016-17 Ryan Lomborg, 2016-17 Hunter Shinkaruk, 2017-18 Brett Pollock, 2017-18 Curtis Lazar, 2018-19 |
| Most points in one game..... | 5 | Alan Quine, 11/20/18 at TUC (3-2) |
| Most goals in one game..... | 3 | several times; last: Alan Quine, 2/17/19 vs. COL |
| Most assists in one game..... | 4 | Hunter Shinkaruk, 1/20/17 vs. BAK |

Goaltenders

| | | |
|--|-------|--|
| Most appearances in one season..... | 45 | Jon Gillies, 2018-19 |
| Most minutes played in one season..... | 2,478 | Jon Gillies, 2018-19 |
| Most wins in one season..... | 18 | Jon Gillies, 2016-17 |
| Most losses in one season..... | 18 | Jon Gillies, 2018-19 |
| Most OT/shootout losses in one season..... | 5 | Jon Gillies, 2017-18 Jon Gillies, 2018-19 |
| Most shutouts in one season..... | 5 | David Rittich, 2016-17 |
| Lowest GAA in one season (min. 25 gms.)..... | 2.27 | David Rittich, 2016-17 |
| Highest save percentage in one season (min. 25 gms.)..... | .924 | David Rittich, 2016-17 |

All-Time Regular Season Points Leaders

| Name | GP | G | A | PTS | Seasons |
|---------------------|-----|----|----|-----|---------|
| 1 Andrew Mangiapane | 120 | 50 | 54 | 104 | 2016-19 |
| 2 Morgan Klimchuk | 200 | 44 | 56 | 100 | 2015-19 |
| 3 Ryan Lomborg | 198 | 38 | 51 | 89 | 2015-19 |
| 4 Oliver Kyllington | 187 | 25 | 63 | 88 | 2015-19 |
| 5 Hunter Shinkaruk | 132 | 38 | 41 | 79 | 2015-18 |
| 6 Spencer Foo | 129 | 37 | 40 | 77 | 2017-19 |
| Emile Poirier | 168 | 25 | 52 | 77 | 2015-18 |
| 8 Mark Jankowski | 78 | 34 | 36 | 70 | 2015-18 |
| 9 Tyler Wotherspoon | 176 | 15 | 50 | 65 | 2015-18 |
| 10 Rasmus Andersson | 110 | 12 | 49 | 61 | 2016-18 |

All-Time Regular Season Goaltending Leaders (Wins)

| Name | GP | W | L | OT/SOL | GAA | SV% | SO | Seasons |
|------------------|-----|----|----|--------|------|------|----|--------------|
| 1 Jon Gillies | 130 | 53 | 51 | 15 | 2.97 | .905 | 7 | 2015-19 |
| 2 David Rittich | 43 | 22 | 16 | 4 | 2.53 | .914 | 7 | 2016-18 |
| 3 Kevin Poulin | 29 | 14 | 11 | 3 | 2.86 | .909 | 2 | 2015-16 |
| 4 Nick Schneider | 21 | 10 | 8 | 0 | 3.23 | .896 | 0 | 15-16, 17-19 |
| Tyler Parsons | 27 | 10 | 12 | 1 | 3.85 | .890 | 0 | 2017-19 |



Buddy Robinson

Buddy Robinson scored 14 goals and totaled 42 points in 65 games with Stockton last season, his first in the organization. His 28 assists matched a career high and he finished the year with a plus-10 rating, second-best on the Heat.

DID YOU KNOW?

Five Stockton Heat graduates made their Stanley Cup Playoff debuts with Calgary last spring: **Andrew Mangiapane, Rasmus Andersson, Garnet Hathaway, Mark Jankowski and Juuso Valimaki.**

History of Team Captains

| | |
|---------|----------------|
| 2015-16 | Aaron Johnson |
| 2016-17 | Mike Angelidis |
| 2017-18 | Rod Pelley |
| 2018-19 | none |



Playoff Facts

| | |
|--|---|
| Number participated in: | 1 |
| Number of individual series won: | 0 |
| Number of individual series lost: | 1 |
| Total number of playoff games played: | 5 |
| Games won: | 2 |
| Games lost: | 3 |
| Number of overtime games: | 1 |
| Overtime games won: | 0 |
| Overtime games lost: | 1 |
| Number of games opponents shut out: | 0 |
| Number of games shut out by opponents: | 1 |
| Calder Cup Championships: | 0 |
| Losing Finalist: | 0 |

All-Time Playoff Points Leaders

| | Player | GP | G | A | PTS | Seasons |
|----|-------------------------|----|---|---|-----|---------|
| 1 | Linden Vey | 5 | 4 | 1 | 5 | 2016-17 |
| | Mark Jankowski | 5 | 1 | 4 | 5 | 2016-17 |
| 3 | Garnet Hathaway | 5 | 2 | 2 | 4 | 2016-17 |
| | Brett Kulak | 5 | 0 | 4 | 4 | 2016-17 |
| 5 | Hunter Shinkaruk | 5 | 2 | 1 | 3 | 2016-17 |
| | Mike Angelidis | 5 | 1 | 2 | 3 | 2016-17 |
| | Michael Kostka | 5 | 1 | 2 | 3 | 2016-17 |
| | Andrew Mangiapane | 5 | 1 | 2 | 3 | 2016-17 |
| 9 | Jamie Devane | 5 | 1 | 1 | 2 | 2016-17 |
| 10 | several players tied at | | | | 1 | |

All-Time Playoff Results

| Year | Round | Opponent | Result | GF | GA |
|------|-------|----------|--------|----|----|
| 2019 | DNQ | | | | |
| 2018 | DNQ | | | | |
| 2017 | DSF | San Jose | L, 2-3 | 15 | 18 |
| 2016 | DNQ | | | | |



Stockton Arena

Originally opened in December 2005, Stockton Arena is a state-of-the-art venue built alongside Stockton's waterfront entertainment center. The building is managed by SMG, a world leader in venue management, and has a terrific relationship with popular events such as Disney on Ice, the Harlem Globetrotters and WWE Live. Also home to the G-League's Stockton Kings, Stockton Arena has hosted the 2017 NCAA women's basketball tournament, University of the Pacific men's basketball games, and NHL preseason games.

All-Time Playoff Individual Player Records

Players

| | | |
|-------------------------------------|---|---|
| Most points in one playoff | 5 | Mark Jankowski, 2017 Linden Vey, 2017 |
| Most points in one playoff game | 3 | Mark Jankowski, 4/23/17 at SJ (1-2) Linden Vey, 4/30/17 vs. SJ (2-1) |
| Most goals in one playoff | 4 | Linden Vey, 2017 |
| Most goals in one playoff game | 2 | Linden Vey, 4/23/17 at SJ Linden Vey, 4/30/17 vs. SJ |
| Most assists in one playoff | 4 | Mark Jankowski, 2017 Brett Kulak, 2017 |
| Most assists in one playoff game | 2 | Mark Jankowski, 4/23/17 at SJ |
| Most playoff games played, all-time | 5 | several players tied |

Goaltenders


| | | |
|--|-----|---------------------|
| Most playoff appearances all-time | 4 | David Rittich, 2017 |
| Most wins in one playoff | 2 | David Rittich, 2017 |
| Most losses in one playoff | 2 | Jon Gillies, 2017 |
| Most shutouts in one playoff | 0 | |
| Lowest GAA in one playoff (min. 5 gms.) | n/a | |
| Highest save percentage in one playoff (min. 5 gms.) | n/a | |



Ryan Lomberg

Fan favorite Ryan Lomberg notched 12 goals and matched a career best with 29 points in 58 games with the Heat last season, climbing to third on the franchise's all-time scoring list. Lomberg earned a recall to Calgary as well, getting in four games with the parent Flames in 2018-19.





SYRACUSE CRUNCH



Howard Dolgon
President/C.E.O./Governor



Stacy Roest
General Manager



Benoit Groulx
Head Coach



Tampa Bay Lightning
NHL Affiliate

Personnel

President/Chief Executive Officer/GovernorHoward Dolgon
 Senior Vice President of Business Operations/
 Chief Financial Officer/Alternate Governor Vance Lederman
 Chief Operating Officer/Alternate Governor Jim Sarosy
 General Manager Stacy Roest
 Head Coach Benoit Groulx
 Assistant Coach Eric Veilleux
 Assistant Coach Gilles Bouchard
 Goaltending & Video Coach Joe Palmer
 Equipment Manager Colten Wilson
 Assistant Equipment Manager Patrick Dolan
 Athletic Trainer Brad Chavis
 Massage Therapist Mike Maresca
 Strength and Conditioning Coach Mark Powell
 Vice President of Ticket Operations Todd Cross
 Vice President of Revenue Generation Mark Hayes
 Director of Corporate Partnerships Andrea Marino
 Director of Public Relations and Digital Media Megan Cahill
 Director of Ticket Sales and Service Kristen Denick
 Marketing & Team Services Manager Brigid Heslin
 Creative Services and Promotions Manager Stefany Gale
 Broadcaster Lukas Favale
 Community Relations Manager Jacqueline Decker
 Youth Hockey Coordinator & Sr. Account Executive Matthew Thompson
 Ticket Sales Coordinator & Account Executive Cooper Gillogly
 Account Executive Owen Herrington
 Merchandise Coordinator Makenzie Felicia

Team Information

Club Colors Crunch Blue, Gray, White, Black
 Home Arena War Memorial Arena
 Seating Capacity 6,110
 Ticket Prices \$18, \$20, \$22
 Attendance Records Game: 30,715 vs. Utica., 11/22/14 (Carrier Dome)
 6,750 vs. Albany, 9/30/94 (War Memorial)
 Season: 237,940 – 1995-96
 Average: 5,986 – 2014-15
 Press Box Location Top of Section 215
 Flagship Radio Station ESPN Radio 97.7 FM/1200 AM Syracuse;
 100.1 FM and 1440 AM Oswego
 Time Zone Eastern

Syracuse Crunch
 800 South State Street
 Syracuse, NY 13202
 Phone: (315) 473-4444

Media Directory

Newspaper/Wire

Syracuse Media Group/The Post-Standard • Phone (315) 470-2151 • Contact: Lindsay Kramer (@syrhockey), Brent Axe (@brentaxemedia) • www.syracuse.com
 • @syracusedotcom
 Syracuse New Times • Phone (315) 422-7011 • Contact: Larry Dietrich • www.syracusenewtimes.com • @SyrNewTimes
 Eagle Newspapers • Phone (315) 434-8889 • www.eaglenewsonline.com
 The Citizen • Phone (315) 282-2256 • Contact: Jeremy Houghtaling (@jghoughtaling) • www.auburnpub.com • @The_Citizen
 Palladium Times • Phone (315) 343-3800 • www.palltimes.com • @PallTimesOswego
 The Daily Orange • Phone (315) 443-2314 • www.dailyorange.com • @DOSports
 Associated Press • Phone (315) 471-6471 • Contact: John Kekis (@greek1947) • www.ap.org • @AP

Television

WSTM-TV 3 (NBC)/WTVH-TV 5 (CBS) • Phone (315) 477-9400 • Contact: Niko Tamurian (@nikotamurian), Matt Hauswirth (@matthaus_CNY) • www.cnycentral.com • @cnycentral
 Spectrum News CNY • Phone (315) 234-1010 • Contact: Mark Larson (@MLarsonSports), Kate Callaway (@KateCallawayTV), Erik Columbia (@ErikConTV) • www.twcnews.com/spectrumnews • @SpecNewsCNY
 WSYR-TV 9 (ABC) • Phone (315) 446-9999 • Contact: Steve Infanti (@SteveInfantiNC9), Mario Sacco (@MarioSaccoNC9), Darius Joshua (@DariusJoshuaTV), Jeff Kulikowsky (@JeffNC9) • www.local5yr.com • @newschannel9



Radio

ESPN Syracuse 97.7 FM/1200 AM, 100.1 FM/1440 AM, 1310 AM • Phone (315) 472-9111 • Contact: Brent Axe (@brentaxemedia) • www.espnysyracuse.com • @espnysyracuse
 TK99 99.5 FM • Phone (315) 633-0047 • Contact: Gomez Adams (@GomezandLisa), Lisa Chelenza (@chilleeza) • www.tk99.net • @TKClassicRock
 KROCK 100.9 FM/106.5 FM • Phone (315) 472-9111 • Contact: Josh Grosvent (@krockjosh), Cody Mack (@KrockCodyMack) • www.syracuse.krock.com • @KROCKCNY
 HOT 107.9 • Phone (315) 421-1079 • Contact: Anthony Fargo (@kobeontheradio) • hot1079.iheart.com
 WSKO The Score 1260 AM • Phone (315) 472-0200 • www.thescore1260.com • @TheScore1260
 WHEN 620 AM • Phone (315) 472-9797 • www.power620.com
 WSYR 106.9 FM/570 AM • Phone (315) 472-9797 • www.wsyr.com • @WSYRNews
 WAER 88.3 FM • Phone (315) 443-4021 • www.waer.com • @WAERSports
 WJPZ 89.1 FM • Phone (315) 443-4689 • www.z89online.com • @Z89Sports
 WIBX 950 AM • Phone (315) 736-0188 • www.wibx950.com

Season Results

| Season | Aff | Head Coach | GP | W | L | T | OTL | SOL | PTS | GF | GA | Finish | Playoff Result (W-L Record) |
|-----------|---------|---------------------------|-------|-----|-----|----|-----|-----|-------|-------|-------|--------------------|-------------------------------------|
| 1994-95 | VAN | Jack McIlhargey | 80 | 29 | 42 | 9 | -- | -- | 67 | 288 | 325 | 5th, Southern | Did not qualify |
| 1995-96 | VAN | Jack McIlhargey | 80 | 31 | 37 | 5 | 7 | -- | 74 | 257 | 307 | 5th, Central | Lost Conference Finals (8-8) |
| 1996-97 | VAN | Jack McIlhargey | 80 | 32 | 38 | 10 | 0 | -- | 74 | 241 | 265 | 4th, Empire State | Lost Conference Quarterfinals (0-3) |
| 1997-98 | VAN/PIT | Jack McIlhargey | 80 | 35 | 32 | 11 | 2 | -- | 83 | 272 | 285 | 3rd, Empire | Lost Conference Quarterfinals (2-3) |
| 1998-99 | VAN/PIT | Jack McIlhargey | 80 | 18 | 50 | 9 | 3 | -- | 48 | 220 | 327 | 5th, Empire | Did not qualify |
| 1999-2000 | VAN | Stan Smyl | 80 | 35 | 35 | 9 | 1 | -- | 80 | 290 | 294 | 2nd, Empire | Lost Conference Quarterfinals (1-3) |
| 2000-01 | CBJ | Gary Agnew | 80 | 33 | 30 | 12 | 5 | -- | 83 | 235 | 254 | 3rd, Mid-Atlantic | Lost Conference Quarterfinals (2-3) |
| 2001-02 | CBJ | Gary Agnew | 80 | 39 | 23 | 13 | 5 | -- | 96 | 228 | 193 | 1st, Central (1) | Lost Conference Semifinals (6-4) |
| 2002-03 | CBJ | Gary Agnew | 80 | 27 | 41 | 8 | 4 | -- | 66 | 201 | 256 | 4th, Central (13) | Did not qualify |
| 2003-04 | CBJ | Gary Agnew | 80 | 38 | 25 | 10 | 7 | -- | 93 | 239 | 235 | 2nd, North | Lost Division Semifinals (3-4) |
| 2004-05 | CBJ | Gary Agnew | 80 | 36 | 33 | -- | 7 | 4 | 83 | 215 | 230 | 5th, North | Did not qualify |
| 2005-06 | CBJ | Gary Agnew | 80 | 47 | 25 | -- | 5 | 3 | 102 | 272 | 251 | 2nd, North | Lost Division Semifinals (2-4) |
| 2006-07 | CBJ | Ross Yates | 80 | 34 | 34 | -- | 4 | 8 | 80 | 250 | 248 | 5th, North | Did not qualify |
| 2007-08 | CBJ | Ross Yates | 80 | 46 | 26 | -- | 2 | 6 | 100 | 247 | 201 | 2nd, North | Lost Division Finals (7-6) |
| 2008-09 | CBJ | Ross Yates | 80 | 40 | 32 | -- | 5 | 3 | 88 | 214 | 226 | 5th, North | Did not qualify |
| 2009-10 | CBJ | Ross Yates | 80 | 34 | 39 | -- | 4 | 3 | 75 | 227 | 272 | 6th, East | Did not qualify |
| 2010-11 | ANA | Mark Holick | 80 | 35 | 38 | -- | 3 | 4 | 77 | 217 | 249 | 6th, East | Did not qualify |
| 2011-12 | ANA | Mark Holick, Trent Yawney | 76 | 37 | 29 | -- | 5 | 5 | 84 | 238 | 234 | 4th, East (7) | Lost Conference Quarterfinals (1-3) |
| 2012-13 | TB | Jon Cooper, Rob Zettler | 76 | 43 | 22 | -- | 6 | 5 | 97 | 247 | 201 | 1st, East (3) | Lost Calder Cup Finals (13-5) |
| 2013-14 | TB | Rob Zettler | 76 | 31 | 32 | -- | 4 | 9 | 75 | 198 | 232 | 5th, East (12) | Did not qualify |
| 2014-15 | TB | Rob Zettler | 76 | 41 | 25 | -- | 10 | 0 | 92 | 218 | 219 | 2nd, Northeast (5) | Lost Conference Quarterfinals (0-3) |
| 2015-16 | TB | Rob Zettler | 76 | 32 | 29 | -- | 11 | 4 | 79 | 213 | 240 | 4th, North | Did not qualify |
| 2016-17 | TB | Benoit Groulx | 76 | 38 | 24 | -- | 7 | 7 | 90 | 232 | 227 | 1st, North | Lost Calder Cup Finals (13-9) |
| 2017-18 | TB | Benoit Groulx | 76 | 46 | 22 | -- | 3 | 5 | 100 | 234 | 189 | 2nd, North | Lost Division Finals (3-4) |
| 2018-19 | TB | Benoit Groulx | 76 | 47 | 21 | -- | 4 | 4 | 102 | 264 | 187 | 1st, North | Lost Division Semifinals (1-3) |
| TOTALS | | | 1,968 | 904 | 784 | 96 | 114 | 70 | 2,088 | 5,957 | 6,147 | | |

NOTE: 2011-12 -- Holick (15-15-3-1), Yawney (22-14-2-4)... 2012-13 -- Cooper (39-18-3-5), Zettler (4-4-3-0).



Carter Verhaeghe

Carter Verhaeghe authored the best statistical season in franchise history in 2018-19, setting a club record with 82 points and becoming the first Crunch player ever to win the AHL scoring title. Verhaeghe also tied teammate Alex Barre-Boulet for the league lead with 34 goals, and was one of eight players in the AHL to skate in 76 regular-season games last season.


...In The System

- Alex Barre-Boulet (C), 5-10, 170 lbs., shoots left. Born 5/21/97, Montmagny, Que.
Last year's team: Syracuse (AHL) 74gp, 34+34=68pts.
- Cal Foote (D), 6-4, 221 lbs., shoots right. Born 12/13/98, Englewood, Colo.
Last year's team: Syracuse (AHL) 76gp, 10+21=31pts.
- Taylor Raddysh (RW), 6-3, 216 lbs., shoots right. Born 2/18/98, Caledon, Ont.
Last year's team: Syracuse (AHL) 70gp, 18+28=46pts.
- Mitchell Stephens (C), 6-0, 193 lbs., shoots right. Born 2/5/97, Peterborough, Ont.
Last year's team: Syracuse (AHL) 32gp, 11+13=24pts.
- Alexander Volkov (LW), 6-1, 192 lbs., shoots left. Born 8/2/97, Moscow, Russia
Last year's team: Syracuse (AHL) 74gp, 23+25=48pts.



Alex Barre-Boulet

Alex Barre-Boulet burst onto the scene with Syracuse in 2018-19, leading all AHL rookies with 68 points and tying teammate Carter Verhaeghe for the overall league lead with 34 goals. Barre-Boulet won the Dudley (Red) Garrett Memorial Award as the AHL's outstanding rookie, the first Crunch player ever so honored.



2019-20 Schedule (All Times Local)

| Day | Date | Time | Opponent | Day | Date | Time | Opponent |
|-----|----------|----------|----------------|-----|---------|----------|-----------------|
| Fri | 10/4/19 | 7:05 PM | @ Rochester | Wed | 1/15/20 | 7:05 PM | @ Lehigh Valley |
| Fri | 10/11/19 | 7:00 PM | @ Cleveland | Fri | 1/17/20 | 7:00 PM | Springfield |
| Sat | 10/12/19 | 7:00 PM | @ Cleveland | Sat | 1/18/20 | 7:05 PM | @ Binghamton |
| Wed | 10/16/19 | 7:00 PM | @ Utica | Mon | 1/20/20 | 1:00 PM | Utica |
| Sat | 10/19/19 | 7:00 PM | Charlotte | Wed | 1/22/20 | 7:00 PM | @ Laval |
| Sat | 10/26/19 | 7:00 PM | Rochester | Fri | 1/24/20 | 7:00 PM | Binghamton |
| Sun | 10/27/19 | 5:00 PM | Toronto | Sat | 1/25/20 | 7:00 PM | Rochester |
| Fri | 11/1/19 | 7:00 PM | Bridgeport | Fri | 1/31/20 | 7:05 PM | @ Rochester |
| Sat | 11/2/19 | 7:00 PM | Binghamton | Sat | 2/1/20 | 7:00 PM | Providence |
| Sun | 11/3/19 | 5:00 PM | @ Hershey | Wed | 2/5/20 | 10:30 AM | @ Bridgeport |
| Fri | 11/8/19 | 7:00 PM | Belleville | Fri | 2/7/20 | 7:05 PM | @ Rochester |
| Sat | 11/9/19 | 7:05 PM | @ W-B/Scranton | Sat | 2/8/20 | 7:00 PM | @ Utica |
| Mon | 11/11/19 | 3:00 PM | @ Utica | Wed | 2/12/20 | 7:05 PM | @ Binghamton |
| Wed | 11/13/19 | 7:05 PM | @ Rochester | Fri | 2/14/20 | 7:00 PM | Utica |
| Fri | 11/15/19 | 7:00 PM | Utica | Sat | 2/15/20 | 7:00 PM | Rochester |
| Sat | 11/16/19 | 7:00 PM | Cleveland | Mon | 2/17/20 | 2:00 PM | @ Belleville |
| Wed | 11/20/19 | 11:00 AM | @ Hartford | Fri | 2/21/20 | 7:00 PM | Cleveland |
| Sat | 11/23/19 | 7:00 PM | Hartford | Sat | 2/22/20 | 7:00 PM | Lehigh Valley |
| Wed | 11/27/19 | 7:00 PM | @ Utica | Sun | 2/23/20 | 5:05 PM | @ Springfield |
| Fri | 11/29/19 | 7:00 PM | Laval | Fri | 2/28/20 | 7:00 PM | W-B/Scranton |
| Sat | 11/30/19 | 7:05 PM | @ Binghamton | Sat | 2/29/20 | 7:00 PM | Rochester |
| Wed | 12/4/19 | 7:00 PM | Charlotte | Fri | 3/6/20 | 7:00 PM | @ Toronto |
| Fri | 12/6/19 | 7:00 PM | Laval | Sat | 3/7/20 | 7:00 PM | @ Toronto |
| Sat | 12/7/19 | 7:00 PM | Bridgeport | Wed | 3/11/20 | 7:00 PM | @ Utica |
| Wed | 12/11/19 | 6:05 PM | @ Providence | Fri | 3/13/20 | 7:05 PM | @ Rochester |
| Fri | 12/13/19 | 7:00 PM | @ Charlotte | Sat | 3/14/20 | 7:00 PM | Belleville |
| Sat | 12/14/19 | 6:00 PM | @ Charlotte | Tue | 3/17/20 | 7:00 PM | Utica |
| Wed | 12/18/19 | 7:00 PM | @ Bridgeport | Fri | 3/20/20 | 7:00 PM | Binghamton |
| Fri | 12/20/19 | 7:00 PM | Belleville | Sat | 3/21/20 | 7:00 PM | Utica |
| Sat | 12/21/19 | 7:00 PM | Binghamton | Sun | 3/22/20 | 3:00 PM | @ Utica |
| Fri | 12/27/19 | 7:00 PM | Binghamton | Fri | 3/27/20 | 7:00 PM | Hershey |
| Sat | 12/28/19 | 7:00 PM | @ Belleville | Sat | 3/28/20 | 7:00 PM | @ Belleville |
| Tue | 12/31/19 | 6:05 PM | @ Binghamton | Sun | 3/29/20 | 4:00 PM | @ Toronto |
| Fri | 1/3/20 | 7:00 PM | Toronto | Fri | 4/3/20 | 7:05 PM | @ Rochester |
| Sat | 1/4/20 | 7:00 PM | @ Laval | Sat | 4/4/20 | 7:00 PM | Rochester |
| Fri | 1/10/20 | 7:00 PM | Laval | Wed | 4/8/20 | 7:00 PM | @ Laval |
| Sat | 1/11/20 | 7:00 PM | Rochester | Fri | 4/10/20 | 7:00 PM | Toronto |
| Sun | 1/12/20 | 3:05 PM | @ Binghamton | Sat | 4/11/20 | 7:00 PM | Utica |



Alexander Volkov

Alexander Volkov posted 23 goals for the Crunch in 2018-19, matching his total from his rookie season a year earlier. A second-round pick by Tampa Bay in the 2017 NHL Draft, Volkov finished the year with 48 points and a plus-26 rating in 74 games and led Syracuse with seven game-winning goals.

All-Time Regular Season Team Records

| | | |
|---|----------|------------------------------------|
| Division championships (regular season) | 4 | 2001-02, 2012-13, 2016-17, 2018-19 |
| Overall regular season points championships | 0 | |
| Most points in a season | 102 | 2005-06, 2018-19 |
| Fewest points in one season | 48 | 1998-99 |
| Most wins in one season | 47 | 2005-06, 2018-19 |
| Fewest wins in one season | 18 | 1998-99 |
| Most losses in one season (L+OTL) | 53 | 1998-99 |
| Fewest losses in one season (L+OTL) | 25 | 2017-18, 2018-19 |
| Most ties in one season | 13 | 2001-02 |
| Fewest ties in one season | 5 | 1995-96 |
| Most shootout losses in one season | 9 | 2013-14 |
| Fewest shootout losses in one season | 0 | 2014-15 |
| Most goals scored in one season | 290 | 1999-2000 |
| Fewest goals scored in one season | 201 | 2002-03 |
| Most goals allowed in one season | 327 | 1998-99 |
| Fewest goals allowed in one season | 187 | 2018-19 |
| Most penalty minutes in one season | 2,320 | 1994-95 |
| Fewest penalty minutes in one season | 1,084 | 2018-19 |
| Longest winning streak overall | 15 games | 3/9/08-end of season |
| Longest winning streak at home | 11 games | 3/14/08-end of season |
| Longest winning streak away | 9 games | 10/19/12-11/25/12 |
| Longest undefeated streak overall | 15 games | 3/9/08-end of season (15-0-0-0) |
| Longest undefeated streak at home | 11 games | 3/14/08-end of season (11-0-0-0) |
| Longest undefeated streak away | 10 games | 1/26/01-3/2/01 (7-0-3-0) |
| Longest points streak overall | 23 games | 2/22/08-end of season (20-0-0-3) |
| Longest points streak at home | 17 games | 2/22/08-end of season (15-0-0-2) |
| Longest points streak away | 13 games | 1/26/01-4/6/01 (8-0-4-2) |
| Longest losing streak (L+OTL) overall | 10 games | 1/16/99-2/13/99 |
| Longest losing streak (L+OTL) at home | 7 games | 2/19/00-3/24/00 |
| Longest losing streak (L+OTL) away | 9 games | 12/30/98-2/26/99 |
| Longest winless streak overall | 14 games | 12/13/02-1/8/03 (0-10-3-1) |
| Longest winless streak at home | 10 games | 12/7/02-1/4/03 (0-7-2-1) |
| Longest winless streak away | 9 games | 12/30/98-2/26/99 (0-9-0) |



Cameron Gaunce

Cameron Gaunce enjoyed a career year in 2018-19, establishing new career highs in goals (10), assists (36) and points (46) in his first season in the Lightning organization. Gaunce paced Crunch defensemen in scoring and was a stalwart on a blue line that allowed the fewest goals in the American Hockey League.

All-Time Regular Season Individual Player Records

Players

| | | |
|---------------------------------------|-----|--|
| Most points in one season | 82 | Carter Verhaeghe, 2018-19 |
| Most goals in one season | 40 | Lonny Bohonos, 1995-96 |
| Most assists in one season | 58 | Bill Bowler, 2000-01 |
| Most penalty minutes in one season | 357 | Jody Shelley, 2000-01 |
| Most power-play goals in one season | 20 | Reggie Savage, 2000-01 |
| Most shorthanded goals in one season | 6 | Adam Pineault, 2007-08 |
| Most game-winning goals in one season | 9 | Mark Hartigan, 2005-06 |
| Most points in one game | 6 | Lonny Bohonos, 12/27/95 vs. ROC (0-6) Joakim Lindstrom, 12/15/07 vs. HAM (1-5) |
| Most goals in one game | 4 | Steve Kariya, 2/18/00 vs. ALB Mark Hartigan, 1/3/04 vs. ALB Andy Delmore, 2/15/06 at BNG (@ Utica) Alexandre Picard, 3/21/09 vs. ALB Trevor Smith, 1/2/11 at ALB |
| Most assists in one game | 6 | Lonny Bohonos, 12/17/95 vs. ROC |

Goaltenders

| | | |
|--|-------|---|
| Most appearances in one season | 61 | Mike Fountain, 1994-95 |
| Most minutes played in one season | 3,619 | Mike Fountain, 1994-95 |
| Most wins in one season | 30 | Corey Hirsch, 1997-98 |
| Most losses in one season | 29 | Mike Fountain, 1994-95 |
| Most ties/OT/shootout losses in one season | 8 | Frederic Cassivi, 1996-97 Kristers Gudlevskis, 2015-16 |
| Most shutouts in one season | 9 | Jean-Francois Labbe, 2001-02 |
| Lowest GAA in one season (min. 25 gms.) | 2.12 | Karl Goehring, 2007-08 |
| Highest save percentage in one season (min. 25 gms.) | .930 | Karl Goehring, 2007-08 |

History of Team Captains

| | |
|-----------|---|
| 1994-95 | Dane Jackson |
| 1995-99 | Mark Wotton |
| 1996-97 | Lonny Bohonos, John Namestnikov, Larry Courville, Mark Krys, Mark Wotton |
| 1999-2000 | Brian Bonin |
| 2000-01 | Mike Gaul |
| 2001-02 | Sean Pronger |
| 2002-03 | David Ling |
| 2003-04 | Darrel Scoville |
| 2004-07 | Jamie Pushor |
| 2007-08 | Zenon Konopka |
| 2008-09 | Dan Smith |
| 2009-10 | Derek MacKenzie |
| 2010-11 | Joe DiPenta |
| 2011-12 | Nate Guenin |
| 2012-16 | Mike Angelidis |
| 2016-17 | Luke Witkowski, Erik Condra |
| 2017-18 | Erik Condra |
| 2018-19 | Gabriel Dumont |



All-Time Regular Season Points Leaders

| | Name | GP | G | A | PTS | Seasons |
|----|------------------|-----|-----|-----|-----|--------------|
| 1 | Brad Moran | 334 | 98 | 143 | 241 | 2000-05 |
| 2 | Lonny Bohonos | 199 | 104 | 126 | 230 | 1994-98 |
| 3 | Mark Hartigan | 221 | 107 | 105 | 212 | 2003-07 |
| 4 | Joe Motzko | 245 | 85 | 119 | 204 | 2003-07 |
| 5 | Cory Conacher | 180 | 58 | 109 | 167 | 12-13, 16-19 |
| 6 | Mark Wotton | 310 | 40 | 124 | 164 | 1994-99 |
| 7 | Joakim Lindstrom | 176 | 64 | 95 | 159 | 2004-08 |
| 8 | Yanni Gourde | 215 | 67 | 90 | 157 | 2013-17 |
| 9 | Derrick Walser | 198 | 49 | 105 | 154 | 01-04, 06-07 |
| 10 | Larry Courville | 225 | 56 | 96 | 152 | 1995-99 |

All-Time Regular Season Goaltending Leaders (Wins)

| | Name | GP | W | L | OT/SOL | GAA | SV% | SO | Seasons |
|---|---------------------|-----|----|----|--------|------|------|----|--------------|
| 1 | Karl Goehring | 178 | 78 | 71 | 15 | 2.58 | .915 | 11 | 01-05, 07-08 |
| 2 | Kristers Gudlevskis | 158 | 74 | 47 | 23 | 2.75 | .902 | 8 | 2013-17 |
| 3 | Mike Fountain | 140 | 54 | 71 | 12 | 3.59 | .888 | 4 | 1994-97 |
| 4 | Jean-Francois Labbe | 92 | 43 | 33 | 13 | 2.48 | .925 | 11 | 2000-03 |
| 5 | Dan LaCosta | 105 | 40 | 42 | 7 | 2.98 | .905 | 7 | 2006-10 |




Cory Conacher

An AHL All-Star for the third time in 2018-19, Cory Conacher tallied 64 points for the Crunch, his highest total since his MVP season in 2011-12. Conacher, who vaulted up to fifth place on the franchise's all-time scoring list, was the CCM/AHL Player of the Month in November after logging 23 points in 11 games.



Cal Foote

A first-round selection by Tampa Bay (14th overall) in the 2017 NHL Draft, Cal Foote notched 10 goals and 21 assists for the Crunch last season while skating in all 76 games as a rookie defenseman. Foote also recorded a plus-16 rating, one of 16 Syracuse skaters to finish the year at +10 or better.



War Memorial Arena

The Onondaga County War Memorial Arena opened in 1951 as one of the finest multi-purpose auditoriums in the United States. During its storied history, the arena has hosted some of the most well-known musical acts and served as home to the NBA's Syracuse Nationals, NLL's Syracuse Smash and several AHL franchises. The building received its first complete renovation in 1993 with the addition of the Oncenter and its designation as a State and National Landmark. In 2018, the War Memorial Arena received another major renovation, including the addition of six luxury suites, the premier All Who Served Club, a new state-of-the-art scoreboard and updates to the facility that provide an exciting fan experience.

Playoff Facts

| | |
|--|----------------|
| Number participated in: | 15 |
| Number of individual series won: | 11 |
| Number of individual series lost: | 15 |
| Total number of playoff games played: | 127 |
| Games won: | 62 |
| Games lost: | 65 |
| Number of overtime games: | 25 |
| Overtime games won: | 12 |
| Overtime games lost: | 13 |
| Number of games opponents shut out: | 10 |
| Number of games shut out by opponents: | 4 |
| Calder Cup Championships: | 0 |
| Losing Finalist: | 2 (2013, 2017) |

All-Time Playoff Points Leaders

| | Player | GP | G | A | PTS | Seasons |
|----|---------------|----|----|----|-----|--------------|
| 1 | Matt Taormina | 40 | 7 | 25 | 32 | 12-13, 16-17 |
| | Cory Conacher | 26 | 13 | 18 | 31 | 16-17, 18-19 |
| 3 | Yanni Gourde | 25 | 10 | 19 | 29 | 2014-17 |
| 4 | Brad Moran | 22 | 13 | 15 | 28 | 2000-04 |
| 5 | Ondrej Palat | 18 | 7 | 19 | 26 | 2012-13 |
| | Lonny Bohonos | 19 | 16 | 10 | 26 | 1995-97 |
| 7 | Matthew Peca | 31 | 8 | 17 | 25 | 2014-18 |
| 8 | Tyler Johnson | 18 | 10 | 11 | 21 | 2012-13 |
| | Erik Condra | 25 | 5 | 16 | 21 | 2016-18 |
| 10 | Rick Girard | 17 | 10 | 9 | 19 | 1995-97 |

All-Time Playoff Individual Player Records

Players

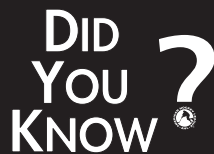
| | | |
|----------------------------------|----|---|
| Most points in one playoff | 28 | Cory Conacher, 2017 |
| Most points in one playoff game | 4 | Zenon Konopka, 5/7/08 vs. TOR (1-3) Tyler Johnson, 5/11/13 at SPR (3-1) Cory Conacher, 5/24/17 vs. PRO (2-2) Cory Conacher, 5/26/17 vs. PRO (1-3) Yanni Gourde, 5/26/17 vs. PRO (1-3) Gabriel Dumont, 4/20/18 vs. ROC (3-1) Matthew Peca, 4/21/18 vs. ROC (1-3) |
| Most goals in one playoff | 14 | Lonny Bohonos, 1996 |
| Most goals in one playoff game | 3 | Tyler Johnson, 5/11/13 vs. SPR Philippe Paradis, 6/1/13 vs. WBS Gabriel Dumont, 4/20/18 vs. ROC |
| Most assists in one playoff | 19 | Ondrej Palat, 2013 |
| Most assists in one playoff game | 3 | several times; last: Carter Verhaeghe, 4/25/18 at ROC |
| Most games played all-time | 40 | Matt Taormina |

Goaltenders

| | | |
|---|------|--|
| Most appearances all-time | 22 | Mike McKenna |
| Most wins in one playoff | 13 | Cedrick Desjardins, 2013 Mike McKenna, 2017 |
| Most losses in one playoff | 9 | Mike McKenna, 2017 |
| Most shutouts in one playoff | 3 | Cedrick Desjardins, 2013 |
| Lowest GAA in one playoff (min. 5 games) | 2.02 | Corey Hirsch, 1998 |
| Highest save percentage in one playoff (min. 5 games) | .939 | Pascal Leclaire, 2006 (.9392) Jean-Francois Labbe, 2002 (.9391) |

All-Time Playoff Results

| Year | Round | Opponent | Result | GF | GA |
|------|-------|--------------|--------|----|----|
| 2019 | DSF | Cleveland | L, 1-3 | 6 | 14 |
| 2018 | DF | Toronto | L, 0-4 | 7 | 17 |
| | DSF | Rochester | W, 3-0 | 18 | 10 |
| 2017 | F | Grand Rapids | L, 2-4 | 22 | 20 |
| | CF | Providence | W, 4-1 | 22 | 12 |
| | DF | Toronto | W, 4-3 | 28 | 20 |
| | DSF | St. John's | W, 3-1 | 10 | 8 |
| 2016 | DNQ | | | | |
| 2015 | CQF | W-B/Scranton | L, 0-3 | 3 | 14 |
| 2014 | DNQ | | | | |
| 2013 | F | Grand Rapids | L, 2-4 | 17 | 22 |
| | CF | W-B/Scranton | W, 4-1 | 18 | 8 |
| | CSF | Springfield | W, 4-0 | 18 | 7 |
| | CQF | Portland | W, 3-0 | 12 | 8 |
| 2012 | CQF | St. John's | L, 1-3 | 10 | 15 |
| 2011 | DNQ | | | | |
| 2010 | DNQ | | | | |
| 2009 | DNQ | | | | |
| 2008 | DF | Toronto | L, 3-4 | 22 | 24 |
| | DSF | Manitoba | W, 4-2 | 14 | 14 |
| 2007 | DNQ | | | | |
| 2006 | DSF | Manitoba | L, 2-4 | 10 | 15 |
| 2005 | DNQ | | | | |
| 2004 | DSF | Rochester | L, 3-4 | 17 | 29 |
| 2003 | DNQ | | | | |
| 2002 | CSF | Chicago | L, 3-4 | 18 | 17 |
| | CQF | Philadelphia | W, 3-0 | 12 | 5 |
| 2001 | CQF | W-B/Scranton | L, 2-3 | 13 | 19 |
| 2000 | CQF | Hamilton | L, 1-3 | 9 | 11 |
| 1999 | DNQ | | | | |
| 1998 | CQF | Hamilton | L, 2-3 | 13 | 10 |
| 1997 | CQF | Rochester | L, 0-3 | 8 | 16 |
| 1996 | CF | Rochester | L, 1-4 | 16 | 23 |
| | CSF | Baltimore | W, 4-3 | 27 | 26 |
| | CQF | Binghamton | W, 3-1 | 21 | 14 |
| 1995 | DNQ | | | | |



The Crunch have established a franchise record for points percentage in consecutive seasons, with a .658 mark in 2017-18 and then a .671 points percentage in 2018-19.

WESTERN CONFERENCE, CENTRAL DIVISION – 11TH SEASON

www.texasstars.com  /texasstars  @texasstars  txstarshockey



TEXAS STARS



Brad Alberts
President



Scott White
General Manager



Derek Laxdal
Head Coach



Dallas Stars
NHL Affiliate

Personnel

Owner and Governor, Dallas Stars and Texas Stars Tom Gaglardi
 Chief Executive Officer, Dallas Stars/
 Alternate Governor, Texas Stars Jim Lites
 President, Dallas Stars/
 President and Alternate Governor, Texas Stars Brad Alberts
 Assistant General Manager, Dallas Stars/
 General Manager, Texas Stars Scott White
 Head Coach Derek Laxdal
 Assistant Coach Neil Graham
 Goaltender Development Coach Jim Bedard
 Video Coach Patrick Dolan
 Athletic Trainer Shay McGlynn
 Equipment Manager Brian Garcia
 Assistant Equipment Manager Julio Romero
 Chief Sales and Marketing Officer,
 Texas Stars and H-E-B Center Michael Delay
 General Manager, H-E-B Center Sammy Wallace
 Senior Director - Corporate Sales and
 Sponsorship Services Rebecca Miller
 Director - Corporate Sales Nick Barr
 Director - Texas Stars Foundation Morgan Koch
 Director - Broadcasting and Media Relations Brian Tosti
 Director - Ticket Operations John Schloffman
 Director - Marketing Noelle Gonzalez
 Director - Business Development Travis Morin
 Manager - Ticket Sales Jack Hubert
 Manager - Video and Creative Services Casey Bowman
 Manager - Merchandise Matt Strader

Graphic Designer Kaelyn Balch
 Marketing Coordinator Madi Houska
 Sponsorship Services Coordinator Natalie Gilstrap
 Sponsorship Services Coordinator Logan Tharpe
 Assistant Manager - Ticket Sales Kaitlin Berney
 Assistant Manager - Ticket Sales Josh Klotzbach
 Account Executive - Customer Service and Retention Jacob Crotty
 Account Executive - New Business Development Alex Lakinske
 Account Executive - Group Sales Steve Bracale

Team Information

Club Colors Victory Green, Black, Silver, White
 Home Arena H-E-B Center at Cedar Park
 Seating Capacity 6,779
 Ticket Prices \$18, \$22.50, \$28, \$31, \$33, \$38, \$51, \$61
 Attendance Records Game: 7,054 vs. Hershey, 6/11/10 (playoffs)
 6,863 several times (reg. season);
 last: vs. San Diego, 1/26/19
 Season: 214,209 – 2009-10
 Average: 5,470 – 2011-12
 Press Box Location Top floor, above Sections 106-107
 Time Zone Central (EST -1)

Texas Stars
 2100 Avenue of the Stars
 Cedar Park, TX 78613
 Phone: (512) 467-8277

Media Directory

Newspaper/Web/Wire

Austin American-Statesman • Phone (512) 445-3659 • Contact: Rich Tijerina • www.statesman.com • @statesman
 Hill Country News • Phone (512) 259-4449 • Contact: Zach Smith • www.hillcountrynews.com • @HillCountryNws
 100 Degree Hockey • Phone (972) 467-3529 • Contact: Stephen Meserve • www.100degreehockey.com • @100degreehockey
 The Athletic • Phone (248) 808-2977 • Contact: Sean Shapiro (@seanshapiro) • www.theathletic.com/DFW • @TheAthleticDFW
 Associated Press • Phone (512) 472-4004 • Contact: aptexas@ap.org • www.ap.org • @AP

Television

KXAN-26 (NBC) • Phone (512) 476-2863 • Contact: Roger Wallace (@rwallacekxan) • www.kxan.com
 KTBC-7 (FOX) • Phone (512) 472-0988 • Contact: Dennis de la Pena (@dennisonfox7) • www.myfoxaustin.com
 KVUE-24 (ABC) • Phone (512) 459-2065 • Contact: Jake Garcia (@Jake_M_Garcia) • www.kvue.com
 KEYE-42 (CBS) • Phone (512) 490-2172 • Contact: Bob Ballou (@KEYESportsBob) • www.keyetv.com
 Spectrum News Austin • Phone (512) 531-8800 • Contact: Ricky Doyle (@rickydoyle) • www.spectrumlocalnews.com/tx/austin

Radio

KTXX-FM The Horn 104.9 • Phone (512) 416-1100 • Contact: Erin Hogan • www.hornfm.com • @1049TheHorn



Season Results


| Season | Aff | Head Coach | GP | W | L | T | OTL | SOL | PTS | GF | GA | Finish | Playoff Result (W-L Record) |
|---------|-----|-------------------|-----|-----|-----|----|-----|-----|-----|-------|-------|----------------|-------------------------------------|
| 2009-10 | DAL | Glen Gulutzan | 80 | 46 | 27 | -- | 3 | 4 | 99 | 238 | 198 | 2nd, West | Lost Calder Cup Finals (14-10) |
| 2010-11 | DAL | Glen Gulutzan | 80 | 41 | 29 | -- | 4 | 6 | 92 | 213 | 210 | 4th, West | Lost Division Semifinals (2-4) |
| 2011-12 | DAL | Jeff Pyle | 76 | 31 | 40 | -- | 3 | 2 | 67 | 224 | 251 | 5th, West (15) | Did not qualify |
| 2012-13 | DAL | Willie Desjardins | 76 | 43 | 22 | -- | 5 | 6 | 97 | 235 | 201 | 1st, South (1) | Lost Conference Semifinals (4-5) |
| 2013-14 | DAL | Willie Desjardins | 76 | 48 | 18 | -- | 3 | 7 | 106 | 274 | 197 | 1st, West (1) | Won Calder Cup (15-6) |
| 2014-15 | DAL | Derek Laxdal | 76 | 40 | 22 | -- | 13 | 1 | 94 | 242 | 216 | 2nd, West (5) | Lost Conference Quarterfinals (0-3) |
| 2015-16 | DAL | Derek Laxdal | 76 | 40 | 25 | -- | 8 | 3 | 91 | 277 | 246 | 3rd, Pacific | Lost Division Semifinals (1-3) |
| 2016-17 | DAL | Derek Laxdal | 76 | 34 | 37 | -- | 1 | 4 | 73 | 224 | 265 | 7th, Pacific | Did not qualify |
| 2017-18 | DAL | Derek Laxdal | 76 | 38 | 24 | -- | 8 | 6 | 90 | 223 | 231 | 2nd, Pacific | Lost Calder Cup Finals (14-8) |
| 2018-19 | DAL | Derek Laxdal | 76 | 37 | 31 | -- | 4 | 4 | 82 | 238 | 231 | 6th, Central | Did not qualify |
| TOTALS | | | 768 | 398 | 275 | -- | 52 | 43 | 891 | 2,388 | 2,246 | | |

...In The System

- Nicholas Caamano (RW), 6-2, 195 lbs., shoots left. Born 9/7/98, Hamilton, Ont.
Last year's team: Texas (AHL) 73gp, 12+12=24pts.
- Joe Cecconi (D), 6-2, 210 lbs., shoots right. Born 5/23/97, Youngstown, N.Y.
Last year's teams: U. of Michigan (NCAA) 36gp, 3+17=20pts... Texas (AHL) 8gp, 0+2=2pts.
- Tye Felhaber (LW), 5-11, 189 lbs., shoots left. Born 8/5/98, Pembroke, Ont.
Last year's team: Ottawa (OHL) 68gp, 50+50=109pts.
- Adam Mascherin (LW) 5-10, 200 lbs., shoots left. Born 6/6/98, Maple, Ont.
Last year's team: Texas (AHL) 75gp, 18+26=44pts.
- Jason Robertson (LW), 6-2, 195 lbs., shoots left. Born 7/22/99, Arcadia, Calif.
Last year's teams: Kingston/Niagara (OHL) 62gp, 48+69=117pts.

2019-20 Schedule (All Times Local)

| Day | Date | Time | Opponent | Day | Date | Time | Opponent |
|-----|----------|----------|----------------|-----|---------|----------|----------------|
| Fri | 10/4/19 | 7:00 PM | Tucson | Wed | 1/15/20 | 7:00 PM | W-B/Scranton |
| Sat | 10/5/19 | 7:00 PM | Manitoba | Fri | 1/17/20 | 7:00 PM | W-B/Scranton |
| Fri | 10/11/19 | 7:00 PM | @ Iowa | Mon | 1/20/20 | 12:00 PM | @ Iowa |
| Sat | 10/12/19 | 7:00 PM | @ Iowa | Wed | 2/22/20 | 7:00 PM | @ Rockford |
| Fri | 10/18/19 | 7:00 PM | Grand Rapids | Fri | 1/24/20 | 7:00 PM | Chicago |
| Sat | 10/19/19 | 7:00 PM | Grand Rapids | Sat | 1/25/20 | 7:00 PM | Chicago |
| Wed | 10/23/19 | 11:00 AM | @ Chicago | Fri | 1/31/20 | 7:00 PM | @ San Antonio |
| Fri | 10/25/19 | 7:00 PM | @ Milwaukee | Tue | 2/4/20 | 7:00 PM | @ Rockford |
| Sat | 10/26/19 | 7:00 PM | @ Grand Rapids | Fri | 2/7/20 | 7:00 PM | @ Milwaukee |
| Tue | 10/29/19 | 7:00 PM | @ Milwaukee | Sat | 2/8/20 | 7:00 PM | @ Grand Rapids |
| Fri | 11/1/19 | 7:00 PM | San Antonio | Sun | 2/9/20 | 4:00 PM | @ Grand Rapids |
| Sat | 11/2/19 | 7:00 PM | @ San Antonio | Wed | 2/12/20 | 7:00 PM | @ Milwaukee |
| Sat | 11/9/19 | 7:00 PM | Colorado | Fri | 2/14/20 | 7:00 PM | San Antonio |
| Mon | 11/11/19 | 4:00 PM | @ Manitoba | Sat | 2/15/20 | 7:00 PM | San Antonio |
| Wed | 11/13/19 | 7:00 PM | @ Manitoba | Fri | 2/21/20 | 7:00 PM | Iowa |
| Sat | 11/16/19 | 4:00 PM | @ Toronto | Sat | 2/22/20 | 7:00 PM | Iowa |
| Sun | 11/17/19 | 4:00 PM | @ Toronto | Wed | 2/26/20 | 7:00 PM | Rockford |
| Fri | 11/22/19 | 7:00 PM | @ San Antonio | Fri | 2/28/20 | 7:00 PM | Rockford |
| Sat | 11/23/19 | 7:00 PM | Rockford | Sat | 2/29/20 | 7:00 PM | Grand Rapids |
| Tue | 11/26/19 | 7:00 PM | Iowa | Wed | 3/4/20 | 7:00 PM | Milwaukee |
| Sat | 11/30/19 | 7:00 PM | Iowa | Fri | 3/6/20 | 7:00 PM | @ San Antonio |
| Sun | 12/1/19 | 5:00 PM | Milwaukee | Sat | 3/7/20 | 7:00 PM | Milwaukee |
| Tue | 12/3/19 | 7:00 PM | Milwaukee | Tue | 3/10/20 | 7:05 PM | @ Colorado |
| Fri | 12/6/19 | 7:05 PM | @ W-B/Scranton | Wed | 3/11/20 | 7:05 PM | @ Colorado |
| Sat | 12/7/19 | 7:05 PM | @ W-B/Scranton | Sat | 3/14/20 | 7:05 PM | @ Tucson |
| Wed | 12/11/19 | 7:00 PM | Manitoba | Sun | 3/15/20 | 4:05 PM | @ Tucson |
| Fri | 12/13/19 | 7:00 PM | Manitoba | Wed | 3/18/20 | 7:00 PM | Manitoba |
| Sat | 12/14/19 | 7:00 PM | Tucson | Fri | 3/20/20 | 7:00 PM | Chicago |
| Fri | 12/20/19 | 7:00 PM | @ Rockford | Sat | 3/21/20 | 7:00 PM | Chicago |
| Sat | 12/21/19 | 7:00 PM | @ Chicago | Tue | 3/24/20 | 7:00 PM | @ Rockford |
| Sun | 12/22/19 | 3:00 PM | @ Chicago | Thu | 3/26/20 | 7:00 PM | @ Manitoba |
| Fri | 12/27/19 | 7:00 PM | @ San Antonio | Sat | 3/28/20 | 6:00 PM | @ Manitoba |
| Sat | 12/28/19 | 7:00 PM | San Antonio | Wed | 4/1/20 | 7:00 PM | @ Grand Rapids |
| Tue | 12/31/19 | 2:00 PM | @ Iowa | Fri | 4/3/20 | 7:00 PM | Colorado |
| Thu | 1/2/20 | 7:00 PM | @ Chicago | Sun | 4/5/20 | 5:00 PM | San Antonio |
| Sat | 1/4/20 | 7:00 PM | Grand Rapids | Tue | 4/7/20 | 7:00 PM | Rockford |
| Fri | 1/10/20 | 7:00 PM | Toronto | Fri | 4/10/20 | 7:00 PM | San Antonio |
| Sat | 1/11/20 | 7:00 PM | Toronto | Sat | 4/11/20 | 7:00 PM | @ San Antonio |



Joel L'Esperance

Undrafted out of Michigan Tech, Joel L'Esperance became just the second rookie in Texas Stars history to score 30 goals and finished with 45 points in 54 games with the AHL club. L'Esperance made his NHL debut with Dallas on Feb. 16 and notched two goals in 18 games with the parent club.



Ben Gleason

Ben Gleason turned in a successful rookie season in 2018-19, leading the Stars defensive corps and ranking fourth among all AHL rookie defensemen with 37 points in 72 games. Gleason made his NHL debut with Dallas on Nov. 10, 2018, vs. Nashville and picked up an assist in the contest.

All-Time Regular Season Team Records

| | | |
|---|----------|--|
| Division championships (regular season)..... | 2 | 2012-13, 2013-14 |
| Overall regular season point championships..... | 1 | 2013-14 |
| Most points in one season..... | 106 | 2013-14 |
| Fewest points in one season..... | 67 | 2011-12 |
| Most wins in one season..... | 48 | 2013-14 |
| Fewest wins in one season..... | 31 | 2011-12 |
| Most losses in one season (L+OTL)..... | 43 | 2011-12 |
| Fewest losses in one season (L+OTL)..... | 21 | 2013-14 |
| Most shootout losses in one season..... | 7 | 2013-14 |
| Fewest shootout losses in one season..... | 1 | 2014-15 |
| Most goals scored in one season..... | 277 | 2015-16 |
| Fewest goals scored in one season..... | 213 | 2010-11 |
| Most goals allowed in one season..... | 251 | 2011-12 |
| Fewest goals allowed in one season..... | 197 | 2013-14 |
| Most penalty minutes in one season..... | 1,113 | 2009-10 |
| Fewest penalty minutes in one season..... | 791 | 2018-19 |
| Longest winning streak overall..... | 11 games | 3/15/14-4/12/14 |
| Longest winning streak at home..... | 12 games | 11/23/13-1/24/14 |
| Longest winning streak away..... | 6 games | 3/4/14-4/12/14 3/24/15-end of season |
| Longest points streak overall..... | 13 games | 3/15/14-4/16/14 (12-0-0-1) |
| Longest points streak at home..... | 13 games | 11/22/13-1/24/14 (12-0-0-1) |
| Longest points streak away..... | 11 games | 2/25/14-end of season (8-0-0-3) |
| Longest losing streak (L+OTL) overall..... | 8 games | 11/10/14-11/28/14 |
| Longest losing streak (L+OTL) at home..... | 6 games | 3/10/12-3/29/12 |
| Longest losing streak (L+OTL) away..... | 8 games | 1/27/12-3/2/12 12/18/18-1/23/19 |
| Longest winless streak overall..... | 8 games | 11/10/14-11/28/14 (0-4-4-0) |
| Longest winless streak at home..... | 6 games | 3/10/12-3/29/12 (0-6-0-0) |
| Longest winless streak away..... | 8 games | 1/27/12-3/2/12 (0-8-0-0) 12/18/18-1/23/19 (0-7-1-0) |

All-Time Regular Season Individual Player Records Players

| | | |
|--|-----|---|
| Most points in one season..... | 88 | Travis Morin, 2013-14 |
| Most goals in one season..... | 37 | Matt Fraser, 2011-12 |
| Most assists in one season..... | 56 | Travis Morin, 2013-14 |
| Most penalty minutes in one season..... | 155 | Luke Gazdic, 2009-10 |
| Most power-play goals in one season..... | 17 | Matt Fraser, 2012-13 |
| Most shorthanded goals in one season..... | 4 | Matt Fraser, 2011-12 Colton Sceviour, 2012-13 Sheldon Dries, 2017-18 |
| Most game-winning goals in one season..... | 7 | Greg Rallo, 2010-11 |
| Most points in one game..... | 5 | Colton Sceviour, 10/20/13 vs. ABB (3-2) Travis Morin, 1/17/14 at CHA (1-4) Brett Ritchie, 4/4/14 vs. LE (4-1) Curtis McKenzie, 11/8/17 at SD (3-2) Erik Condra, 12/2/18 at CHI (2-3) |
| Most goals in one game..... | 4 | Brett Ritchie, 4/4/14 vs. LE |
| Most assists in one game..... | 4 | Philip Larsen, 10/22/11 vs. PEO Matt Fraser, 1/20/12 vs. PEO Cameron Gaunce, 4/14/13 at SA Travis Morin, 1/17/14 at CHA Curtis McKenzie, 1/17/14 at CHA Justin Dowling, 3/29/16 vs. BAK Travis Morin, 11/8/17 at SD |

Goaltenders

| | | |
|--|-------|---|
| Most appearances in one season..... | 55 | Richard Bachman, 2010-11 |
| Most minutes played in one season..... | 3,191 | Richard Bachman, 2010-11 |
| Most wins in one season..... | 28 | Richard Bachman, 2010-11 |
| Most losses in one season..... | 19 | Richard Bachman, 2010-11 Tyler Beskoroway, 2011-12 |
| Most OT/shootout losses in one season..... | 10 | Landon Bow, 2017-18 |
| Most shutouts in one season..... | 6 | Richard Bachman, 2010-11 |
| Lowest GAA in one season (min. 25 gms.)..... | 2.20 | Richard Bachman, 2010-11 |
| Highest save percentage in one season (min. 25 gms.)..... | .927 | Richard Bachman, 2010-11 |

All-Time Regular Season Points Leaders

| Name | GP | G | A | PTS | Seasons |
|-------------------|-----|-----|-----|-----|---------------------|
| 1 Travis Morin | 686 | 175 | 385 | 560 | 2009-19 |
| 2 Justin Dowling | 405 | 97 | 198 | 295 | 2012-19 |
| 3 Colton Sceviour | 348 | 99 | 141 | 240 | 2009-14 |
| 4 Greg Rallo | 305 | 99 | 103 | 202 | 09-11, 14-16, 17-18 |
| 5 Curtis McKenzie | 223 | 82 | 108 | 190 | 12-16, 17-18 |
| 6 Maxime Fortunus | 402 | 44 | 123 | 167 | 2009-15 |
| 7 Brendan Ranford | 250 | 55 | 105 | 160 | 2013-17 |
| 8 Francis Wathier | 328 | 65 | 81 | 146 | 2009-14 |
| 9 Matej Stransky | 285 | 66 | 62 | 128 | 2013-17 |
| 10 Mike Hedden | 204 | 55 | 69 | 124 | 2011-14 |

All-Time Regular Season Goaltending Leaders (Wins)

| Name | GP | W | L | OT/SOL | GAA | SV% | SO | Seasons |
|------------------------|-----|----|----|--------|------|------|----|---------|
| 1 Jack Campbell | 122 | 56 | 53 | 6 | 2.79 | .908 | 9 | 2011-16 |
| 2 Landon Bow | 108 | 51 | 37 | 15 | 2.92 | .898 | 2 | 2016-19 |
| 3 Christopher Nilstorp | 84 | 46 | 25 | 7 | 2.42 | .914 | 7 | 2012-14 |
| 4 Richard Bachman | 84 | 44 | 30 | 6 | 2.37 | .920 | 9 | 2009-13 |
| 5 Maxime Lagace | 69 | 30 | 22 | 6 | 3.19 | .903 | 2 | 2015-17 |



Jake Oettinger

Jake Oettinger made his pro debut with the Stars on Mar. 30, 2019, following a stellar collegiate career at Boston University. Oettinger, Dallas's first-round pick (26th overall) in the 2017 NHL Draft, won his first two AHL starts and posted a 2.47 GAA in six games with Texas (3-2-1).



H-E-B Center at Cedar Park

Ground broke on H-E-B Center at Cedar Park in June 2008 and the building opened for operation in September 2009. The Texas Stars are the arena's permanent tenant, and a retail site of 17 acres for mixed-use development is adjacent to the building. H-E-B Center also serves as the premier events center in the greater Austin area, hosting concerts, family shows, rodeos and more.



Playoff Facts

| | |
|--|----------------|
| Number participated in: | 7 |
| Number of individual series won: | 11 |
| Number of individual series lost: | 6 |
| Total number of playoff games played: | 89 |
| Games won: | 50 |
| Games lost: | 39 |
| Number of overtime games: | 29 |
| Overtime games won: | 20 |
| Overtime games lost: | 9 |
| Number of games opponents shut out: | 4 |
| Number of games shut out by opponents: | 5 |
| Calder Cup Championships: | 1 (2014) |
| Losing Finalist: | 2 (2010, 2018) |

All-Time Playoff Points Leaders

| Player | GP | G | A | PTS | Seasons |
|---------------------|----|----|----|-----|---------|
| 1 Travis Morin | 87 | 23 | 41 | 64 | 2009-18 |
| 2 Curtis McKenzie | 52 | 16 | 22 | 38 | 2012-18 |
| Justin Dowling | 52 | 11 | 27 | 38 | 2012-18 |
| 4 Jamie Benn | 24 | 14 | 12 | 26 | 2009-10 |
| 5 Mike Hedden | 30 | 10 | 13 | 23 | 2012-14 |
| 6 Brendan Ranford | 28 | 9 | 12 | 21 | 2013-16 |
| 7 Perttu Lindgren | 24 | 7 | 10 | 17 | 2009-10 |
| 8 Andrew Hutchinson | 21 | 5 | 11 | 16 | 2009-10 |
| Aaron Gagnon | 30 | 10 | 6 | 16 | 2009-11 |
| 10 Brian Flynn | 22 | 6 | 9 | 15 | 2017-18 |
| Maxime Fortunus | 63 | 2 | 13 | 15 | 2009-15 |

All-Time Playoff Individual Player Records

Players

| | | |
|-------------------------------------|----|--|
| Most points in one playoff | 26 | Jamie Benn, 2010 |
| Most points in one playoff game | 5 | Jamie Benn, 5/7/10 vs. CHI (3-2) |
| Most goals in one playoff | 14 | Jamie Benn, 2010 |
| Most goals in one playoff game | 3 | Jamie Benn, 5/7/10 vs. CHI |
| Most assists in one playoff | 13 | Travis Morin, 2014 Justin Dowling, 2018 |
| Most assists in one playoff game | 3 | Andrew Hutchinson, 5/19/10 vs. HAM Mike Hedden, 5/26/14 vs. TOR Dustin Jeffrey, 6/8/14 vs. STJ Brendan Ranford, 6/16/14 at STJ Cameron Gaunce, 6/17/14 at STJ Jason Dickinson, 5/22/18 at RFD |
| Most playoff games played, all-time | 87 | Travis Morin |

Goaltenders


| | | |
|--|------|---------------------------|
| Most playoff appearances all-time | 28 | Cristopher Nilstorp |
| Most wins in one playoff | 14 | Mike McKenna, 2018 |
| Most losses in one playoff | 8 | Mike McKenna, 2018 |
| Most shutouts in one playoff | 2 | Mike McKenna, 2018 |
| Lowest GAA in one playoff (min. 5 gms.) | 2.17 | Cristopher Nilstorp, 2014 |
| Highest save percentage in one playoff (min. 5 gms.) | .927 | Mike McKenna, 2018 |

All-Time Playoff Results

| Year | Round | Opponent | Result | GF | GA |
|------|-------|---------------|--------|----|----|
| 2019 | DNQ | | | | |
| 2018 | F | Toronto | L, 3-4 | 19 | 25 |
| | CF | Rockford | W, 4-2 | 18 | 16 |
| | DF | Tucson | W, 4-1 | 15 | 9 |
| | DSF | Ontario | W, 3-1 | 11 | 12 |
| 2017 | DNQ | | | | |
| 2016 | DSF | San Diego | L, 1-3 | 9 | 16 |
| 2015 | CQF | Rockford | L, 0-3 | 5 | 11 |
| 2014 | F | St. John's | W, 4-1 | 17 | 12 |
| | CF | Toronto | W, 4-3 | 20 | 20 |
| | CSF | Grand Rapids | W, 4-2 | 23 | 13 |
| | CQF | Oklahoma City | W, 3-0 | 10 | 6 |
| 2013 | CSF | Oklahoma City | L, 1-4 | 7 | 19 |
| | CQF | Milwaukee | W, 3-1 | 7 | 5 |
| 2012 | DNQ | | | | |
| 2011 | DSF | Milwaukee | L, 2-4 | 13 | 16 |
| 2010 | F | Hershey | L, 2-4 | 12 | 20 |
| | CF | Hamilton | W, 4-3 | 17 | 18 |
| | DF | Chicago | W, 4-3 | 24 | 24 |
| | DSF | Rockford | W, 4-0 | 15 | 5 |

History of Team Captains

| | |
|---------|-----------------|
| 2009-10 | Landon Wilson |
| 2010-12 | Brad Lukowich |
| 2012-15 | Maxime Fortunus |
| 2015-17 | Travis Morin |
| 2017-18 | Curtis McKenzie |
| 2018-19 | Justin Dowling |




Travis Morin

The only player to skate in each of the Texas Stars' first 10 seasons, Travis Morin announced his retirement on July 31, 2019. Morin collected 560 points in 686 regular-season games with the Stars and helped them to three Calder Cup Finals. He also won regular-season and playoff MVP honors during Texas's 2013-14 championship season.

DID YOU KNOW?

Travis Morin's 686 regular-season games played for the Texas Stars rank him eighth all-time in games for any single AHL franchise.



Season Results

| Season | Aff | Head Coach | GP | W | L | T | OTL | SOL | PTS | GF | GA | Finish | Playoff Result (W-L Record) |
|---------------|-----|---------------|--------------|------------|------------|-----------|-----------|-----------|--------------|--------------|--------------|----------------|-------------------------------------|
| 2005-06 | TOR | Paul Maurice | 80 | 41 | 29 | -- | 6 | 4 | 92 | 270 | 263 | 4th, North | Lost Division Semifinals (1-4) |
| 2006-07 | TOR | Greg Gilbert | 80 | 34 | 39 | -- | 2 | 5 | 75 | 220 | 270 | 6th, North | Did not qualify |
| 2007-08 | TOR | Greg Gilbert | 80 | 50 | 21 | -- | 3 | 6 | 109 | 246 | 203 | 1st, North | Lost Conference Finals (9-10) |
| 2008-09 | TOR | Greg Gilbert | 80 | 39 | 29 | -- | 5 | 7 | 90 | 240 | 229 | 4th, North | Lost Division Semifinals (2-4) |
| 2009-10 | TOR | Dallas Eakins | 80 | 33 | 35 | -- | 6 | 6 | 78 | 193 | 261 | 5th, North | Did not qualify |
| 2010-11 | TOR | Dallas Eakins | 80 | 37 | 32 | -- | 1 | 10 | 85 | 228 | 219 | 5th, North | Did not qualify |
| 2011-12 | TOR | Dallas Eakins | 76 | 44 | 24 | -- | 5 | 3 | 96 | 217 | 175 | 1st, North (2) | Lost Calder Cup Finals (11-6) |
| 2012-13 | TOR | Dallas Eakins | 76 | 43 | 23 | -- | 3 | 7 | 96 | 237 | 199 | 1st, North (2) | Lost Conference Semifinals (5-4) |
| 2013-14 | TOR | Steve Spott | 76 | 45 | 25 | -- | 2 | 4 | 96 | 223 | 202 | 1st, North (3) | Lost Conference Finals (10-4) |
| 2014-15 | TOR | Gord Dineen | 76 | 40 | 27 | -- | 9 | 0 | 89 | 207 | 203 | 2nd, North (7) | Lost Conference Quarterfinals (2-3) |
| 2015-16 | TOR | Sheldon Keefe | 76 | 54 | 16 | -- | 5 | 1 | 114 | 294 | 191 | 1st, North | Lost Conference Finals (8-7) |
| 2016-17 | TOR | Sheldon Keefe | 76 | 42 | 29 | -- | 4 | 1 | 89 | 245 | 207 | 2nd, North | Lost Division Finals (6-5) |
| 2017-18 | TOR | Sheldon Keefe | 76 | 54 | 18 | -- | 2 | 2 | 112 | 254 | 170 | 1st, North | Won Calder Cup (15-5) |
| 2018-19 | TOR | Sheldon Keefe | 76 | 39 | 24 | -- | 9 | 4 | 91 | 248 | 243 | 3rd, North | Lost Conference Finals (9-4) |
| TOTALS | | | 1,088 | 595 | 371 | -- | 62 | 60 | 1,312 | 3,322 | 3,035 | | |

...In The System

- Jeremy Bracco (F), 5-11, 171 lbs., shoots right. Born 3/17/97, Freeport, N.Y.
Last year's team: Toronto (AHL) 75gp, 22+57=79pts.
- Adam Brooks (F), 5-10, 181 lbs., shoots left. Born 5/6/96, Winnipeg, Man.
Last year's team: Toronto (AHL) 61gp, 21+19=40pts.
- Timothy Liljegen (D), 6-0, 193 lbs., shoots right. Born 4/30/99, Kristianstad, Sweden
Last year's teams: Toronto (AHL) 43gp, 3+12=15pts... Newfoundland (ECHL) 1gp, 0+0=0pts.
- Mason Marchment (F), 6-4, 204 lbs., shoots left. Born 6/18/95, Uxbridge, Ont.
Last year's team: Toronto (AHL) 44gp, 13+12=25pts.
- Rasmus Sandin (D), 5-11, 187 lbs., shoots left. Born 3/7/00, Uppsala, Sweden
Last year's team: Toronto (AHL) 44gp, 6+22=28pts.



Jeremy Bracco

Jeremy Bracco finished second overall in the AHL in both assists (57) and points (79) last season, more than doubling his offensive output from his 2017-18 rookie campaign. A second-round pick by the Maple Leafs in the 2015 NHL Draft, Bracco added 16 points in 13 postseason contests.

2019-20 Schedule (All Times Local)

| Day | Date | Time | Opponent | Day | Date | Time | Opponent |
|-----|----------|----------|------------------|-----|---------|----------|------------------|
| Sat | 10/5/19 | 4:00 PM | Belleville | Thu | 1/16/20 | 7:00 PM | @ San Antonio |
| Fri | 10/11/19 | 7:00 PM | @ Manitoba | Sat | 1/18/20 | 6:00 PM | @ Charlotte |
| Sat | 10/12/19 | 2:00 PM | @ Manitoba | Sun | 1/19/20 | 1:00 PM | @ Charlotte |
| Wed | 10/16/19 | 7:00 PM | Hershey | Fri | 1/24/20 | 7:00 PM | @ Cleveland |
| Sat | 10/19/19 | 4:00 PM | Cleveland | Sat | 1/25/20 | 1:00 PM | @ Cleveland |
| Sun | 10/20/19 | 4:00 PM | Cleveland | Fri | 1/31/20 | 7:00 PM | Charlotte |
| Sat | 10/26/19 | 7:05 PM | @ Binghamton | Sat | 2/1/20 | 4:00 PM | Charlotte |
| Sun | 10/27/19 | 5:00 PM | @ Syracuse | Tue | 2/4/20 | 7:00 PM | Belleville |
| Fri | 11/1/19 | 7:00 PM | @ Belleville | Fri | 2/7/20 | 7:00 PM | @ Belleville |
| Sat | 11/2/19 | 3:00 PM | @ Laval | Sat | 2/8/20 | 4:00 PM | Rochester |
| Wed | 11/6/19 | 10:30 AM | @ Rockford | Sun | 2/9/20 | 4:00 PM | Laval |
| Fri | 11/8/19 | 7:00 PM | @ Grand Rapids | Fri | 2/14/20 | 7:00 PM | @ Belleville |
| Sat | 11/9/19 | 7:00 PM | @ Grand Rapids | Sat | 2/15/20 | 4:00 PM | Belleville |
| Sat | 11/16/19 | 4:00 PM | Texas | Mon | 2/17/20 | 3:00 PM | Binghamton (SBA) |
| Sun | 11/17/19 | 4:00 PM | Texas | Wed | 2/19/20 | 11:00 AM | Binghamton |
| Wed | 11/20/19 | 7:00 PM | Laval | Sat | 2/22/20 | 3:00 PM | @ Laval |
| Sat | 11/23/19 | 4:00 PM | Manitoba | Wed | 2/26/20 | 11:00 AM | Cleveland |
| Sun | 11/24/19 | 4:00 PM | Manitoba | Fri | 2/28/20 | 7:00 PM | @ Utica |
| Fri | 11/29/19 | 7:05 PM | @ Rochester | Sat | 2/29/20 | 4:05 PM | @ Binghamton |
| Sat | 11/30/19 | 1:30 PM | Utica (SBA) | Wed | 3/4/20 | 7:00 PM | @ Belleville |
| Sun | 12/1/19 | 4:00 PM | Utica | Fri | 3/6/20 | 7:00 PM | Syracuse |
| Wed | 12/4/19 | 7:05 PM | @ Rochester | Sat | 3/7/20 | 7:00 PM | Syracuse |
| Sat | 12/7/19 | 4:00 PM | San Antonio | Wed | 3/11/20 | 7:00 PM | @ Bridgeport |
| Sun | 12/8/19 | 4:00 PM | San Antonio | Fri | 3/13/20 | 7:00 PM | @ Hershey |
| Wed | 12/11/19 | 7:00 PM | @ Utica | Sat | 3/14/20 | 7:05 PM | @ Lehigh Valley |
| Sat | 12/14/19 | 4:00 PM | Belleville | Tue | 3/17/20 | 1:30 PM | Rochester (SBA) |
| Sun | 12/15/19 | 4:00 PM | Rockford | Thu | 3/19/20 | 1:30 PM | Grand Rapids |
| Sat | 12/21/19 | 7:00 PM | @ Belleville | Sat | 3/21/20 | 4:00 PM | Belleville |
| Thu | 12/26/19 | 3:00 PM | Belleville (SBA) | Sun | 3/22/20 | 4:00 PM | Grand Rapids |
| Fri | 12/27/19 | 7:30 PM | @ Laval | Wed | 3/25/20 | 7:05 PM | @ Rochester |
| Sat | 12/28/19 | 3:00 PM | @ Laval | Sat | 3/28/20 | 4:00 PM | Laval |
| Tue | 12/31/19 | 3:00 PM | Cleveland | Sun | 3/29/20 | 4:00 PM | Syracuse |
| Fri | 1/3/20 | 7:00 PM | @ Syracuse | Thu | 4/2/20 | 11:00 AM | Laval |
| Sat | 1/4/20 | 4:00 PM | Rochester | Sat | 4/4/20 | 7:00 PM | @ Cleveland |
| Sun | 1/5/20 | 4:00 PM | Lehigh Valley | Sun | 4/5/20 | 3:00 PM | @ Cleveland |
| Fri | 1/10/20 | 7:00 PM | @ Texas | Wed | 4/8/20 | 7:00 PM | @ Belleville |
| Fri | 1/11/20 | 7:00 PM | @ Texas | Fri | 4/10/20 | 7:00 PM | @ Syracuse |
| Sun | 1/12/20 | 3:00 PM | @ San Antonio | Sat | 4/11/20 | 4:00 PM | Bridgeport |

(SBA) at Scotiabank Arena

DID YOU KNOW?

In 2019, the Marlies became just the ninth team in AHL history to begin a postseason with at least eight consecutive victories. Toronto's road to the Eastern Conference Finals included sweeps of Rochester and Cleveland.



All-Time Regular Season Team Records

| | | |
|---|---------------|---|
| Division championships (regular season)..... | 6..... | 2007-08, 2011-12, 2012-13, 2013-14, 2015-16, 2017-18 |
| Overall regular season point championships..... | 2..... | 2015-16, 2017-18 |
| Most points in one season..... | 114..... | 2015-16 |
| Fewest points in one season..... | 75..... | 2006-07 |
| Most wins in one season..... | 54..... | 2015-16, 2017-18 |
| Fewest wins in one season..... | 33..... | 2009-10 |
| Most losses in one season (L+OTL)..... | 41..... | 2006-07, 2009-10 |
| Fewest losses in one season (L+OTL)..... | 20..... | 2017-18 |
| Most shootout losses in one season..... | 10..... | 2010-11 |
| Fewest shootout losses in one season..... | 1..... | 2015-16, 2016-17 |
| Most goals scored in one season..... | 294..... | 2015-16 |
| Fewest goals scored in one season..... | 193..... | 2009-10 |
| Most goals allowed in one season..... | 270..... | 2006-07 |
| Fewest goals allowed in one season..... | 170..... | 2017-18 |
| Most penalty minutes in one season..... | 1,749..... | 2005-06 |
| Fewest penalty minutes in one season..... | 808..... | 2017-18 |
| Longest winning streak overall..... | 8 games..... | 12/31/17-1/20/18 |
| Longest winning streak at home..... | 8 games..... | 3/15/08-4/12/08 |
| Longest winning streak away..... | 9 games..... | 11/14/15-12/19/15 |
| Longest points streak overall..... | 16 games..... | 12/31/17-2/11/18 (15-0-0-1) |
| Longest points streak at home..... | 10 games..... | 12/31/15-2/24/16 (9-0-1-0) 2/5/17-3/4/17 (8-0-2-0) |
| Longest points streak away..... | 15 games..... | 10/25/15-12/19/15 (14-0-1-0) |
| Longest losing streak (L+OTL) overall..... | 9 games..... | 11/8/14-11/30/14 |
| Longest losing streak (L+OTL) at home..... | 7 games..... | 12/6/06-1/25/07 |
| Longest losing streak (L+OTL) away..... | 10 games..... | 12/20/09-1/17/10 |
| Longest winless streak overall..... | 9 games..... | 11/8/14-11/30/14 (0-7-2-0) |
| Longest winless streak at home..... | 9 games..... | 12/2/06-1/25/07 (0-8-0-1) |
| Longest winless streak away..... | 10 games..... | 12/20/09-1/17/10 (0-8-2-0) |

All-Time Regular Season Individual Player Records Players

| | | |
|--|----------|--|
| Most points in one season..... | 79..... | Tim Stapleton, 2008-09 Jeremy Bracco, 2018-19 |
| Most goals in one season..... | 36..... | John Pohl, 2005-06 |
| Most assists in one season..... | 57..... | Jeremy Bracco, 2018-19 |
| Most penalty minutes in one season..... | 216..... | Andre Deveaux, 2009-10 |
| Most power-play goals in one season..... | 19..... | Jeremy Williams, 2008-09 |
| Most shorthanded goals in one season..... | 5..... | Alex Foster, 2007-08 |
| Most game-winning goals in one season..... | 8..... | Ben Smith, 2017-18 Chris Mueller, 2018-19 |
| Most points in one game..... | 6..... | Jiri Tlustý, 3/4/09 vs. PRO (2-4) |
| Most goals in one game..... | 5..... | Jiri Tlustý, 2/18/09 vs. SYR |
| Most assists in one game..... | 4..... | several times; last: Kerby Rychel, 1/20/17 at HFD |

Goaltenders

| | | |
|--|------------|--|
| Most appearances in one season..... | 53..... | Justin Pogge, 2008-09 |
| Most minutes played in one season..... | 3,155..... | Justin Pogge, 2008-09 |
| Most wins in one season..... | 31..... | Garret Sparks, 2017-18 |
| Most losses in one season..... | 25..... | Justin Pogge, 2006-07 |
| Most OT/shootout losses in one season..... | 5..... | Justin Pogge, 2008-09 Ben Scrivens, 2010-11 Antoine Bibeau, 2016-17 Kasimir Kaskisuo, 2018-19 |
| Most shutouts in one season..... | 6..... | Garret Sparks, 2017-18 |
| Lowest GAA in one season (min. 25 gms.)..... | 1.79..... | Garret Sparks, 2017-18 |
| Highest save percentage in one season (min. 25 gms.)..... | .936..... | Garret Sparks, 2017-18 |

All-Time Regular Season Points Leaders

| Name | GP | G | A | PTS | Seasons |
|-------------------|-----|----|-----|-----|--------------|
| 1 Kris Newbury | 198 | 56 | 112 | 168 | 2005-09 |
| 2 Ryan Hamilton | 258 | 94 | 71 | 165 | 2008-13 |
| 3 T.J. Brennan | 164 | 53 | 103 | 156 | 2013-16 |
| Mike Zigomanis | 204 | 40 | 116 | 156 | 2009-13 |
| 5 Alex Foster | 312 | 58 | 92 | 150 | 2006-11 |
| 6 Jeremy Williams | 173 | 74 | 70 | 144 | 2005-09 |
| Bates Battaglia | 194 | 49 | 95 | 144 | 05-06, 07-09 |
| 8 Greg Scott | 270 | 54 | 83 | 137 | 2009-13 |
| 9 Colin Murphy | 194 | 47 | 81 | 128 | 2005-08 |
| 10 Spencer Abbott | 168 | 37 | 90 | 127 | 2011-15 |

All-Time Regular Season Goaltending Leaders (Wins)

| Name | GP | W | L | OT/SOL | GAA | SV% | SO | Seasons |
|------------------|-----|----|----|--------|------|------|----|---------|
| 1 Garret Sparks | 121 | 80 | 28 | 7 | 2.12 | .927 | 15 | 2012-18 |
| 2 Justin Pogge | 142 | 71 | 56 | 11 | 2.70 | .899 | 7 | 2006-09 |
| 3 Antoine Bibeau | 104 | 56 | 33 | 11 | 2.79 | .906 | 10 | 2014-17 |
| Ben Scrivens | 94 | 49 | 34 | 7 | 2.15 | .917 | 8 | 2010-13 |
| 5 Drew MacIntyre | 69 | 42 | 20 | 6 | 2.30 | .920 | 1 | 2012-14 |



Rasmus Sandin

The youngest regular in the AHL last season (18 years, 7 months on opening night), Rasmus Sandin scored a goal in his pro debut on Oct. 26 vs. Syracuse and went on to post 28 points in 44 games with the Marlies. Sandin tied a team record for defensemen with an eight-game scoring streak from Mar. 6-20.

History of Team Captains

| | |
|---------|-----------------|
| 2005-07 | Marc Moro |
| 2007-10 | Ben Ondrus |
| 2010-11 | Alex Foster |
| 2011-13 | Ryan Hamilton |
| 2013-14 | Trevor Smith |
| 2014-15 | Troy Bodie |
| 2015-17 | Andrew Campbell |
| 2017-18 | Ben Smith |
| 2018-19 | none |

Playoff Facts

| | |
|--|----------|
| Number participated in: | 11 |
| Number of individual series won: | 17 |
| Number of individual series lost: | 10 |
| Total number of playoff games played: | 134 |
| Games won: | 78 |
| Games lost: | 56 |
| Number of overtime games: | 20 |
| Overtime games won: | 13 |
| Overtime games lost: | 7 |
| Number of games opponents shut out: | 11 |
| Number of games shut out by opponents: | 5 |
| Calder Cup Championships: | 1 (2018) |
| Losing Finalist: | 1 (2012) |

All-Time Playoff Points Leaders

| | Player | GP | G | A | PTS | Seasons |
|----|------------------|----|----|----|-----|--------------|
| 1 | Jerry D'Amigo | 40 | 15 | 21 | 36 | 2011-14 |
| 2 | Andreas Johnsson | 29 | 16 | 14 | 30 | 2015-18 |
| | T.J. Brennan | 34 | 14 | 16 | 30 | 2013-16 |
| 4 | Trevor Moore | 41 | 13 | 16 | 29 | 2016-19 |
| 5 | Josh Leivo | 35 | 8 | 19 | 27 | 2012-16 |
| 6 | Chris Mueller | 33 | 9 | 17 | 26 | 2017-19 |
| 7 | Ben Smith | 35 | 9 | 16 | 25 | 15-16, 17-18 |
| 8 | Dmytro Timashov | 39 | 10 | 12 | 22 | 2016-19 |
| 9 | Matt Frattin | 19 | 13 | 6 | 19 | 11-12, 14-16 |
| 10 | Connor Carrick | 15 | 7 | 11 | 18 | 2015-16 |
| | Carl Grundstrom | 26 | 11 | 7 | 18 | 2016-18 |



Coca-Cola Coliseum

Located on the grounds of Exhibition Place and 10 minutes west of downtown Toronto, Coca-Cola Coliseum was constructed in 1922 for the exhibition of agricultural products and livestock. In 2003, a \$38-million renovation was completed creating a state-of-the-art entertainment facility within a beautiful and historic Toronto edifice. Coca-Cola Coliseum is the oldest active professional hockey arena in North America.

All-Time Playoff Individual Player Records

Players

| | | |
|-------------------------------------|----|---------------------------------------|
| Most points in one playoff | 24 | Andreas Johnsson, 2018 |
| Most points in one playoff game | 5 | Connor Carrick, 4/28/16 vs. BRI (3-2) |
| Most goals in one playoff | 10 | Matt Frattin, 2012 |
| | | Andreas Johnsson, 2018 |
| Most goals in one playoff game | 4 | Greg Scott, 4/27/13 vs. ROC |
| Most assists in one playoff | 14 | Andreas Johnsson, 2018 |
| Most assists in one playoff game | 4 | Jay Harrison, 5/7/08 at SYR |
| | | T.J. Brennan, 5/27/16 vs. HER |
| | | Jeremy Bracco, 5/1/19 vs. CLE |
| Most playoff games played, all-time | 46 | Justin Holl |

Goaltenders

| | | |
|--|------|------------------------|
| Most playoff appearances all-time | 27 | Garret Sparks |
| Most wins in one playoff | 14 | Garret Sparks, 2018 |
| Most losses in one playoff | 9 | Scott Clemmensen, 2008 |
| Most shutouts in one playoff | 3 | Ben Scrivens, 2012 |
| Lowest GAA in one playoff (min. 5 gms.) | 1.92 | Ben Scrivens, 2012 |
| Highest save percentage in one playoff (min. 5 gms.) | .941 | Drew MacIntyre, 2014 |

All-Time Playoff Results

| Year | Round | Opponent | Result | GF | GA |
|------|-------|---------------|--------|----|----|
| 2019 | CF | Charlotte | L, 2-4 | 14 | 22 |
| | DF | Cleveland | W, 4-0 | 17 | 7 |
| | DSF | Rochester | W, 3-0 | 10 | 4 |
| 2018 | F | Texas | W, 4-3 | 25 | 19 |
| | CF | Lehigh Valley | W, 4-0 | 15 | 6 |
| | DF | Syracuse | W, 4-0 | 17 | 7 |
| | DSF | Utica | W, 3-2 | 16 | 14 |
| 2017 | DF | Syracuse | L, 3-4 | 20 | 28 |
| | DSF | Albany | W, 3-1 | 11 | 8 |
| 2016 | CF | Hershey | L, 1-4 | 12 | 17 |
| | DF | Albany | W, 4-3 | 25 | 18 |
| | DSF | Bridgeport | W, 3-0 | 13 | 5 |
| 2015 | CQF | Grand Rapids | L, 2-3 | 19 | 19 |
| 2014 | CF | Texas | L, 3-4 | 20 | 20 |
| | CSF | Chicago | W, 4-0 | 17 | 7 |
| | CQF | Milwaukee | W, 3-0 | 13 | 4 |
| 2013 | CSF | Grand Rapids | L, 2-4 | 16 | 23 |
| | CQF | Rochester | W, 3-0 | 11 | 5 |
| 2012 | F | Norfolk | L, 0-4 | 4 | 14 |
| | CF | Oklahoma City | W, 4-1 | 17 | 9 |
| | CSF | Abbotsford | W, 4-1 | 16 | 8 |
| | CQF | Rochester | W, 3-0 | 11 | 6 |
| 2011 | DNQ | | | | |
| 2010 | DNQ | | | | |
| 2009 | DSF | Manitoba | L, 2-4 | 12 | 21 |
| 2008 | CF | Chicago | L, 1-4 | 10 | 18 |
| | DF | Syracuse | W, 4-3 | 24 | 22 |
| | DSF | San Antonio | W, 4-3 | 16 | 19 |
| 2007 | DNQ | | | | |
| 2006 | DSF | Grand Rapids | L, 1-4 | 15 | 18 |





TUCSON ROADRUNNERS



Bob Hoffman
President



Steve Sullivan
General Manager



Jay Varady
Head Coach



Arizona Coyotes
NHL Affiliate

Personnel

| | |
|--|----------------------|
| President | Bob Hoffman |
| General Manager | Steve Sullivan |
| Head Coach | Jay Varady |
| Assistant Coach..... | John Slaney |
| Assistant Coach..... | Steve Potvin |
| Hockey Operations Assistant/Video Coach | Brady Morgan |
| Head Athletic Trainer | Bill Nervig |
| Assistant Athletic Trainer | Jordan Ellis |
| Assistant Athletic Trainer, Strength Coach | Matt Harder |
| Equipment Manager..... | Eric Bechtol |
| Assistant Equipment Manager..... | Ryan Andrus |
| Director of Broadcasting/Communications | Adrian Denny |
| Manager of Media Relations | Walt Ruff |
| Manager of Corporate Partnerships | Omar Cruz |
| Manager of Ticket Administration | Tyler Kern |
| Coordinator of Corporate Services | Brittany Tonnemacher |
| Account Executive, Group Sales | Joe Scofero |
| Account Executive, Group Sales | Nick Floyd |
| Account Executive, Group Sales | Nick Fuentes |
| Ticket Sales Coordinator | Anissa Lopez |
| Ticket Sales Representative | Jacob Brown |
| Ticket Sales Representative | Reese McSpadden |
| Ticket Sales Representative | Daniel Rickett |
| Ticket Sales Representative | Sam Ulan |
| Fan Development/Mascot Coordinator..... | Noah Petrarca |
| Receptionist | Andrea Caudillo |

Team Information

| | |
|------------------------------|--|
| Club Colors | Brick Red, Desert Sand, Copper, Black, White |
| Home Arena | Tucson Arena |
| Seating Capacity..... | 6,521 |
| Ticket Prices..... | \$17, \$20, \$24, \$28, \$36, \$65 |
| Attendance Records | Game: 6,521 – several times; last: 4/13/19 vs. San Diego Season: 145,996 – 2018-19 Average: 4,294 – 2018-19 |
| Press Box Location..... | Sections 222-223 |
| Flagship Radio Station | FOX Sports Radio Tucson - 1450 AM |
| Time Zone..... | Mountain Standard (EST -2; EDT -3) |

Tucson Roadrunners
175 W. Broadway Blvd.
Tucson, AZ 85701
Phone: (866) 774-6253



Media Directory

Newspaper/Wire

Arizona Daily Star • Phone (520) 573-4343 • Contact: Ryan Finley (@ryan_finley) • www.tucson.com • @TucsonStar
Associated Press • Phone (602) 258-8934 • www.ap.org • @AP

Television

KVOA 4 (NBC) • Phone (520) 792-2270 • Contact: Paul Cicla (@PaulCicla), David Kelly (@DavidKellyKVOA) • www.kvoa.com • @KVOA
KGUN 9 (ABC) • Phone (520) 722-5486 • Contact: Jason Barr (@JasonBarrTV) • www.kgun9.com • @kgun9
Tucson News Now (Fox/CBS) • Phone (520) 744-1313 • Contact: Damien Alameda (@DALamedaKOLD) • www.tucsonnewsnow.com • @TucsonNewsNow

Radio

iHeartRadio Group (KTZR 1450 AM) • Phone (520) 618-2100



Tucson Roadrunners

Season Results

| Season | Aff | Head Coach | GP | W | L | T | OTL | SOL | PTS | GF | GA | Finish | Playoff Result (W-L Record) |
|---------------|-----|--------------|------------|------------|-----------|-----------|-----------|----------|------------|------------|------------|--------------|-----------------------------|
| 2016-17 | ARI | Mark Lamb | 68 | 29 | 31 | -- | 8 | 0 | 66 | 187 | 237 | 6th, Pacific | Did not qualify |
| 2017-18 | ARI | Mike Van Ryn | 68 | 42 | 20 | -- | 5 | 1 | 90 | 214 | 173 | 1st, Pacific | Lost Division Finals (4-5) |
| 2018-19 | ARI | Jay Varady | 68 | 34 | 26 | -- | 5 | 3 | 76 | 206 | 202 | 5th, Pacific | Did not qualify |
| TOTALS | | | 204 | 105 | 77 | -- | 18 | 4 | 232 | 607 | 612 | | |

...In The System

- Brayden Burke (F), 5-10, 170 lbs., shoots left. Born 1/1/97, Edmonton, Alta.
Last year's team: Tucson (AHL) 67gp, 13+20=33pts.
- Kyle Capobianco (D), 6-1, 194 lbs., shoots left. Born 8/13/97, Mississauga, Ont.
Last year's teams: Tucson (AHL) 40gp, 7+25=33pts... Arizona (NHL) 2gp, 0+0=0pts.
- Jordan Gross (D), 5-10, 190 lbs., shoots right. Born 5/9/95, Maple Grove, Minn.
Last year's team: Tucson (AHL) 61gp, 5+20=25pts.
- Nick Merkley (F), 5-10, 194 lbs., shoots right. Born 5/23/97, Calgary, Alta.
Last year's teams: Tucson (AHL) 45gp, 10+24=34pts.
- Lane Pederson (F), 6-0, 190 lbs., shoots right. Born 8/4/97, Saskatoon, Sask.
Last year's team: Tucson (AHL) 67gp, 23+24=47pts.

2019-20 Schedule (All Times Local)

| Day | Date | Time | Opponent | Day | Date | Time | Opponent |
|-----|----------|---------|---------------|-----|---------|---------|---------------|
| Fri | 10/4/19 | 7:00 PM | @ Texas | Sat | 1/11/20 | 7:05 PM | @ Colorado |
| Sun | 10/6/19 | 3:00 PM | @ San Antonio | Fri | 1/17/20 | 7:00 PM | @ San Diego |
| Sat | 10/12/19 | 6:00 PM | @ Ontario | Sat | 1/18/20 | 6:00 PM | @ Ontario |
| Fri | 10/18/19 | 7:05 PM | San Antonio | Tue | 1/21/20 | 7:00 PM | @ San Diego |
| Sat | 10/19/19 | 7:05 PM | San Antonio | Fri | 1/24/20 | 7:05 PM | Bakersfield |
| Fri | 10/25/19 | 7:05 PM | Iowa | Sat | 1/25/20 | 7:05 PM | Bakersfield |
| Sat | 10/26/19 | 7:05 PM | Iowa | Fri | 1/31/20 | 7:05 PM | Colorado |
| Tue | 10/29/19 | 7:05 PM | Chicago | Sat | 2/1/20 | 7:05 PM | Colorado |
| Wed | 10/30/19 | 7:05 PM | Chicago | Wed | 2/5/20 | 6:30 PM | @ Bakersfield |
| Sat | 11/2/19 | 6:00 PM | @ Stockton | Fri | 2/7/20 | 7:00 PM | @ San Diego |
| Sun | 11/3/19 | 3:00 PM | @ San Jose | Sat | 2/8/20 | 6:00 PM | @ Ontario |
| Fri | 11/8/19 | 7:05 PM | Stockton | Tue | 2/11/20 | 7:05 PM | @ Colorado |
| Sat | 11/9/19 | 7:05 PM | Stockton | Wed | 2/12/20 | 7:05 PM | @ Colorado |
| Fri | 11/15/19 | 7:00 PM | @ Stockton | Sat | 2/15/20 | 6:00 PM | @ Stockton |
| Sun | 11/17/19 | 5:00 PM | @ San Jose | Mon | 2/17/20 | 6:00 PM | @ San Jose |
| Wed | 11/20/19 | 7:00 PM | @ San Jose | Fri | 2/21/20 | 7:05 PM | Stockton |
| Fri | 11/22/19 | 7:05 PM | Ontario | Sat | 2/22/20 | 7:05 PM | Stockton |
| Sat | 11/23/19 | 7:05 PM | Ontario | Wed | 2/26/20 | 7:05 PM | San Diego |
| Wed | 11/27/19 | 5:00 PM | @ Bakersfield | Fri | 2/28/20 | 7:00 PM | @ Ontario |
| Sat | 11/30/19 | 7:00 PM | @ San Diego | Sun | 3/1/20 | 5:00 PM | @ Bakersfield |
| Tue | 12/3/19 | 7:05 PM | Colorado | Thu | 3/5/20 | 7:00 PM | @ Chicago |
| Wed | 12/4/19 | 7:05 PM | Colorado | Sat | 3/7/20 | 7:00 PM | @ Chicago |
| Sat | 12/7/19 | 7:00 PM | @ Iowa | Tue | 3/10/20 | 7:05 PM | San Diego |
| Tue | 12/10/19 | 7:00 PM | @ Iowa | Wed | 3/11/20 | 7:05 PM | San Diego |
| Fri | 12/13/19 | 7:00 PM | @ San Antonio | Sat | 3/14/20 | 7:05 PM | Texas |
| Sat | 12/14/19 | 7:00 PM | @ Texas | Sun | 3/15/20 | 4:05 PM | Texas |
| Fri | 12/20/19 | 7:05 PM | Ontario | Fri | 3/20/20 | 7:05 PM | @ Colorado |
| Sat | 12/21/19 | 7:05 PM | Ontario | Sat | 3/21/20 | 7:05 PM | @ Colorado |
| Sat | 12/28/19 | 7:05 PM | Colorado | Fri | 3/27/20 | 7:05 PM | San Jose |
| Sun | 12/29/19 | 5:05 PM | Colorado | Sat | 3/28/20 | 7:05 PM | San Jose |
| Tue | 12/31/19 | 6:05 PM | San Diego | Fri | 4/3/20 | 7:05 PM | Bakersfield |
| Fri | 1/3/20 | 7:05 PM | San Jose | Sat | 4/4/20 | 7:05 PM | Bakersfield |
| Sat | 1/4/20 | 7:05 PM | San Jose | Fri | 4/10/20 | 7:00 PM | @ Stockton |
| Fri | 1/10/20 | 7:05 PM | @ Colorado | Sat | 4/11/20 | 7:00 PM | @ Bakersfield |

DID YOU KNOW?

Through Tucson's three seasons of existence, 26 players have played for both the Roadrunners and the parent Arizona Coyotes.



Lane Pederson

Following a respectable rookie season in 2017-18, Lane Pederson grew his game to new heights in 2018-19 by nearly doubling his production. Pederson led the Roadrunners with 47 points and tied a franchise record with 23 goals.



Kyle Capobianco

Defenseman Kyle Capobianco made it two AHL All-Star Classics in two seasons last year, totaling seven goals and 25 assists in 40 games for the Roadrunners. Capobianco also skated in two NHL games with Arizona before suffering a season-ending injury.

All-Time Regular Season Team Records

| | | |
|---|----------|--|
| Division championships (regular season)..... | 1 | 2017-18 |
| Overall regular season point championships..... | 0 | |
| Most points in a season..... | 90 | 2017-18 |
| Fewest points in one season..... | 66 | 2016-17 |
| Most wins in one season..... | 42 | 2017-18 |
| Fewest wins in one season..... | 29 | 2016-17 |
| Most losses in one season (L+OTL)..... | 39 | 2016-17 |
| Fewest losses in one season (L+OTL)..... | 25 | 2017-18 |
| Most shootout losses in one season..... | 3 | 2018-19 |
| Fewest shootout losses in one season..... | 0 | 2016-17 |
| Most goals scored in one season..... | 214 | 2017-18 |
| Fewest goals scored in one season..... | 187 | 2016-17 |
| Most goals allowed in one season..... | 237 | 2016-17 |
| Fewest goals allowed in one season..... | 173 | 2017-18 |
| Most penalty minutes in one season..... | 1,126 | 2016-17 |
| Fewest penalty minutes in one season..... | 766 | 2018-19 |
| Longest winning streak overall..... | 5 games | 1/10/17-1/18/17 |
| Longest winning streak at home..... | 5 games | 1/10/17-1/18/17 |
| Longest winning streak on road..... | 5 games | 12/16/17-1/10/18 |
| Longest points streak overall..... | 10 games | 10/21/16-11/18/16 (8-0-2-0) 10/14/17-11/11/17 (8-0-2-0) |
| Longest points streak at home..... | 8 games | 10/27/17-11/24/17 (7-0-1-0) |
| Longest points streak on road..... | 6 games | 3/2/18-3/24/18 (5-0-1-0) |
| Longest losing streak (L+OTL) overall..... | 7 games | 2/20/19-3/9/19 |
| Longest losing streak (L+OTL) at home..... | 8 games | 1/25/19-3/9/19 |
| Longest losing streak (L+OTL) on road..... | 8 games | 1/6/17-2/17/17 |
| Longest winless streak overall..... | 7 games | 2/20/19-3/9/19 (0-6-1-0) |
| Longest winless streak at home..... | 8 games | 1/25/19-3/9/19 (0-7-1-0) |
| Longest winless streak on road..... | 8 games | 1/6/17-2/17/17 (0-6-2-0) |

All-Time Regular Season Individual Player Records
Players

| | | |
|--|-----|---|
| Most points in one season..... | 67 | Chris Mueller, 2016-17 |
| Most goals in one season..... | 23 | Michael Bunting, 2017-18 Mike Sislo, 2017-18 Lane Pederson, 2018-19 |
| Most assists in one season..... | 48 | Chris Mueller, 2016-17 |
| Most penalty minutes in one season..... | 103 | Eric Selleck, 2016-17 |
| Most power-play goals in one season..... | 11 | Kyle Wood, 2016-17 Nick Merkley, 2017-18 |
| Most shorthanded goals in one season..... | 3 | Laurent Dauphin, 2016-17 |
| Most game-winning goals in one season..... | 7 | Mike Sislo, 2017-18 |
| Most points in one game..... | 5 | Carter Camper, 3/2/18 at CLE (0-5) Conor Garland, 10/26/18 at ONT (2-3) |
| Most goals in one game..... | 3 | Christian Fischer, 12/16/16 at SA Brendan Perlini, 1/10/17 vs. MB Mario Kempe, 3/2/18 at CLE Matteo Gennaro, 10/26/18 at ONT Lane Pederson, 3/23/19 vs. SJ Nick Merkley, 3/29/19 vs. COL |
| Most assists in one game..... | 5 | Carter Camper, 3/2/18 at CLE |

Goaltenders

| | | |
|---|-------|-----------------------|
| Most appearances in one season..... | 40 | Adin Hill, 2016-17 |
| Most minutes played in one season..... | 2,242 | Adin Hill, 2016-17 |
| Most wins in one season..... | 22 | Hunter Miska, 2017-18 |
| Most losses in one season..... | 15 | Adin Hill, 2018-19 |
| Most OT/shootout losses in one season..... | 6 | Adin Hill, 2016-17 |
| Most shutouts in one season..... | 5 | Adin Hill, 2017-18 |
| Lowest GAA in one season (min. 25 gms.)..... | 2.28 | Adin Hill, 2017-18 |
| Highest save percentage in one season (min. 25 gms.)..... | .914 | Adin Hill, 2017-18 |

All-Time Regular Season Points Leaders

| Name | GP | G | A | PTS | Seasons |
|-------------------|-----|----|----|-----|---------|
| 1 Michael Bunting | 186 | 55 | 57 | 112 | 2016-19 |
| 2 Nick Merkley | 83 | 28 | 45 | 73 | 2017-19 |
| Lane Pederson | 130 | 35 | 38 | 73 | 2017-19 |
| 4 Chris Mueller | 68 | 19 | 48 | 67 | 2016-17 |
| 5 Conor Garland | 131 | 25 | 41 | 66 | 2016-19 |
| 6 Laurent Dauphin | 89 | 28 | 35 | 63 | 2016-19 |
| 7 Kyle Capobianco | 93 | 9 | 53 | 62 | 2016-19 |
| Kyle Wood | 117 | 17 | 45 | 62 | 2016-18 |
| 9 Dakota Mermis | 188 | 7 | 48 | 55 | 2016-19 |
| 10 Dylan Strome | 50 | 22 | 31 | 53 | 2017-18 |

All-Time Regular Season Goaltending Leaders (Wins)

| Name | GP | W | L | OT/SOL | GAA | SV% | SO | Seasons |
|-------------------|-----|----|----|--------|------|------|----|---------|
| 1 Adin Hill | 112 | 51 | 40 | 14 | 2.70 | .908 | 8 | 2016-19 |
| 2 Hunter Miska | 61 | 32 | 17 | 4 | 2.81 | .898 | 1 | 2017-19 |
| 3 Marek Langhamer | 28 | 9 | 11 | 4 | 3.36 | .902 | 0 | 2016-18 |
| 4 Merrick Madsen | 11 | 5 | 3 | 0 | 2.70 | .889 | 3 | 2018-19 |
| Justin Peters | 12 | 5 | 6 | 0 | 4.17 | .868 | 0 | 2016-17 |



Nick Merkley

After missing the start of the season due to injury, Nick Merkley produced an impressive clip for the Roadrunners, finishing with 10 goals and 24 assists in 45 contests. Merkley, a first-round choice by Arizona in the 2015 NHL Draft, has 73 points in 83 games with Tucson over two seasons.

History of Team Captains

| | |
|---------|------------------|
| 2016-17 | Craig Cunningham |
| 2017-18 | Andrew Campbell |
| 2018-19 | Dakota Mermis |

Playoff Facts

| | |
|---|---|
| Number participated in:..... | 1 |
| Number of individual series won:..... | 1 |
| Number of individual series lost:..... | 1 |
| Total number of playoff games played:..... | 9 |
| Games won:..... | 4 |
| Games lost:..... | 5 |
| Number of overtime games:..... | 3 |
| Overtime games won:..... | 1 |
| Overtime games lost:..... | 2 |
| Number of games opponents shut out:..... | 2 |
| Number of games shut out by opponents:..... | 1 |
| Calder Cup Championships:..... | 0 |
| Losing Finalist:..... | 0 |

All-Time Playoff Points Leaders

| | Player | GP | G | A | PTS | Seasons |
|---|-----------------|----|---|---|-----|---------|
| 1 | Dylan Strome | 9 | 3 | 5 | 8 | 2017-18 |
| | Lawson Crouse | 9 | 2 | 6 | 8 | 2017-18 |
| | Carter Camper | 9 | 1 | 7 | 8 | 2017-18 |
| 4 | Mario Kempe | 9 | 4 | 3 | 7 | 2017-18 |
| 5 | Trevor Murphy | 9 | 1 | 5 | 6 | 2017-18 |
| 6 | Dakota Mermis | 9 | 3 | 2 | 5 | 2017-18 |
| | Conor Garland | 9 | 1 | 4 | 5 | 2017-18 |
| 8 | Michael Bunting | 9 | 3 | 1 | 4 | 2017-18 |
| | Lane Pederson | 9 | 3 | 1 | 4 | 2017-18 |
| | Andrew Campbell | 9 | 1 | 3 | 4 | 2017-18 |
| | Joel Hanley | 9 | 0 | 4 | 4 | 2017-18 |

All-Time Playoff Individual Player Records

Players

| | | |
|--|--------|---|
| Most points in one playoff..... | 8..... | Dylan Strome, 2018 Lawson Crouse, 2018 Carter Camper, 2018 |
| Most points in one playoff game..... | 3..... | Dylan Strome, 4/25/18 vs. SJ (0-3) Lawson Crouse, 5/7/18 at TEX (0-3) Carter Camper, 5/7/18 at TEX (1-2) |
| Most goals in one playoff..... | 4..... | Mario Kempe, 2018 |
| Most goals in one playoff game..... | 2..... | Dylan Strome, 4/21/18 at SJ Mario Kempe, 4/27/18 vs. SJ Michael Bunting, 5/2/18 vs. TEX Dakota Mermis, 5/7/18 at TEX |
| Most assists in one playoff..... | 7..... | Carter Camper, 2018 |
| Most assists in one playoff game..... | 3..... | Dylan Strome, 4/25/18 vs. SJ Lawson Crouse, 5/7/18 at TEX |
| Most playoff games played, all-time..... | 9..... | several players tied |

Goaltenders

| | | |
|---|-----------|-----------------|
| Most playoff appearances all-time..... | 9..... | Adin Hill |
| Most wins in one playoff..... | 4..... | Adin Hill, 2018 |
| Most losses in one playoff..... | 5..... | Adin Hill, 2018 |
| Most shutouts in one playoff..... | 2..... | Adin Hill, 2018 |
| Lowest GAA in one playoff (min. 5 gms.)..... | 2.12..... | Adin Hill, 2018 |
| Highest save percentage in one playoff (min. 5 gms.)..... | .922..... | Adin Hill, 2018 |

All-Time Playoff Results

| Year | Round | Opponent | Result | GF | GA |
|------|-------|----------|--------|----|----|
| 2019 | DNQ | | | | |
| 2018 | DF | Texas | L, 1-4 | 9 | 15 |
| | DSF | San Jose | W, 3-1 | 16 | 8 |
| 2017 | DNQ | | | | |



Tucson Convention Center Arena

Prior to the Roadrunners beginning play in Tucson in 2016, Tucson Arena underwent \$3.8 million worth of renovations. While also playing home to the University of Arizona men's club hockey team, the arena received a new ice plant in the summer of 2019, highlighting another \$1.5 million in upgrades.

DID YOU KNOW?

Tucson averaged 4,294 fans per game in 2018-19, and has shown an increase each year since joining the AHL in 2016.





UTICA COMETS



Robert Esche
President



Ryan Johnson
General Manager



Trent Cull
Head Coach



Vancouver Canucks
NHL Affiliate

Personnel

Governor Francesco Aquilini
 Alternate Governor Jim Benning
 Alternate Governor Chris Gear
 General Manager Ryan Johnson
 President/Chief Executive Officer Robert Esche
 Director of Hockey Operations Pat Conacher
 Head Coach Trent Cull
 Associate Coach Gary Agnew
 Assistant Coach Jason King
 Strength and Conditioning Coach Ken Hetzel
 Athletic Trainer Toby Blosser
 Equipment Manager Damion Parmelee
 Assistant Equipment Manager Greg Lowden
 Video Coach Joshua Gagnon
 Executive Administrator Luann Horton-Murad
 Chief Financial Officer Michael Potrzeba
 Vice President Adam Pawlick
 Vice President, Marketing Cecelie Pikus
 Vice President, Corporate Partnerships Alicia Leone-DeSarro
 Vice President, Creative Services Eric Kowiatek
 Vice President, Communications Lindsay Mogle
 Broadcaster Joe Roberts
 Digital Content Producer/In-Game Host Alicia Daddario
 Social Media Manager Nick Mecca
 Multimedia Production Manager Phil Lavanco
 Ticket Operations Manager David Sietsma
 Controller Chris Bowdish
 Manager of Game Operations Chuck Obernesser

Senior Ticket Account Executive Evan Annese
 Account Executive Marcella Costello
 Account Executive Katie Elsenbeck
 Account Executive Kevin Hennig
 Community Relations Coordinator Samantha Bentley

Team Information

Club Colors Blue, Green, Silver, White
 Home Arena Adirondack Bank Center at the
 Utica Memorial Auditorium
 Seating Capacity 3,917
 Ticket Prices \$18, \$20.50, \$22, \$23, \$28
 Attendance Records Game: 3,917, several times;
 last: vs. Syracuse, 4/14/19
 Season: 148,846 – 2017-18, 2018-19
 Average: 3,917 – 2017-18, 2018-19
 Press Box Location Above Section 204
 Flagship Radio Station FM 94.9 K-ROCK
 Time Zone Eastern

Utica Comets
 400 Oriskany Street West
 Utica, NY 13502
 Phone: (315) 790-9070

Media Directory

Newspaper/Wire

Utica Observer-Dispatch • Phone (315) 792-5000 • Contact: Ben Birnell (@od_birnell) • www.uticaod.com
 Rome Sentinel • Phone (315) 337-4000 • www.romesentinel.com
 Syracuse Media Group/The Post-Standard • Phone (315) 470-0011 • Contact: Lindsay Kramer (@syrohockey), Brent Axe (@brentaxemedia), Bud Poliquin •
 www.syracuse.com
 Associated Press • Phone (315) 471-6471 • Contact: John Kekis (@greek1947) • www.ap.org

Television

WKTU (NBC) • Phone (315) 733-0404 • Contact: Spencer Davidson • (@wktvsports)
 WUTR (ABC) • Phone (315) 797-5220 • Contact: Tom Coyne • (@CNYSports)

Radio

WIBX-AM 950 • Phone (315) 736-0186
 K-Rock 94.9 (Galaxy Communications) • Phone (315) 797-1330



Season Results

| Season | Aff | Head Coach | GP | W | L | T | OTL | SOL | PTS | GF | GA | Finish | Playoff Result (W-L Record) |
|---------------|-----|--------------|------------|------------|------------|-----------|-----------|-----------|------------|--------------|--------------|-----------------|--------------------------------|
| 2013-14 | VAN | Travis Green | 76 | 35 | 32 | -- | 5 | 4 | 79 | 187 | 216 | 3rd, North (10) | Did not qualify |
| 2014-15 | VAN | Travis Green | 76 | 47 | 20 | -- | 7 | 2 | 103 | 219 | 182 | 1st, North (1) | Lost Calder Cup Finals (12-11) |
| 2015-16 | VAN | Travis Green | 76 | 38 | 26 | -- | 8 | 4 | 88 | 224 | 217 | 3rd, North | Lost Division Semifinals (1-3) |
| 2016-17 | VAN | Travis Green | 76 | 35 | 32 | -- | 7 | 2 | 79 | 195 | 220 | 5th, North | Did not qualify |
| 2017-18 | VAN | Trent Cull | 76 | 38 | 26 | -- | 8 | 4 | 88 | 211 | 216 | 4th, North | Lost Division Semifinals (2-3) |
| 2018-19 | VAN | Trent Cull | 76 | 34 | 34 | -- | 6 | 2 | 76 | 224 | 257 | 6th, North | Did not qualify |
| TOTALS | | | 456 | 227 | 170 | -- | 41 | 18 | 513 | 1,260 | 1,308 | | |

...In The System

- Jonah Gadajovich (LW), 6-2, 190 lbs., shoots left. Born 12/10/98, Whitby, Ont.
Last year's team: Utica (AHL) 43gp, 4+6=10pts.
- Adam Gaudette (C), 6-1, 183 lbs., shoots right. Born 10/3/96, Braintree, Mass.
Last year's teams: Utica (AHL) 14gp, 5+6=11pts... Vancouver (NHL) 56gp, 5+7=12pts.
- Lukas Jasek (RW), 6-1, 184 lbs., shoots left. Born 8/28/97, Trinec, Czech Republic
Last year's team: Utica (AHL) 63gp, 9+20=29pts.
- Olli Juolevi (D), 6-3, 198 lbs., shoots left. Born 5/5/98, Helsinki, Finland
Last year's team: Utica (AHL) 18gp, 1+12=13pts.
- Kole Lind (RW), 6-1, 186 lbs., shoots right. Born 10/16/98, Shaunavon, Sask.
Last year's team: Utica (AHL) 51gp, 5+12=17pts.



Reid Boucher

Shattering franchise records in the process, Reid Boucher led the Comets with 31 goals and 62 points in 56 games last season. He represented Utica in the AHL All-Star Classic for the second year in a row, and was co-winner of the accuracy shooting event at the All-Star Skills Competition.

DID YOU KNOW?

The Utica Comets enter 2019-20 having sold out **154** consecutive regular-season games at the Adirondack Bank Center, an all-time AHL record.

2019-20 Schedule (All Times Local)

| Day | Date | Time | Opponent | Day | Date | Time | Opponent |
|-----|----------|---------|-----------------|-----|---------|---------|---------------|
| Sat | 10/5/19 | 7:05 PM | @ Binghamton | Sat | 1/11/20 | 7:00 PM | Belleville |
| Sat | 10/12/19 | 7:05 PM | @ W-B/Scranton | Wed | 1/15/20 | 7:00 PM | Hartford |
| Wed | 10/16/19 | 7:00 PM | Syracuse | Fri | 1/17/20 | 7:00 PM | Hartford |
| Fri | 10/18/19 | 7:00 PM | Charlotte | Sat | 1/18/20 | 7:00 PM | Cleveland |
| Sat | 10/19/19 | 7:00 PM | Rochester | Mon | 1/20/20 | 1:00 PM | @ Syracuse |
| Fri | 10/25/19 | 7:00 PM | Binghamton | Wed | 1/22/20 | 7:00 PM | Binghamton |
| Sat | 10/26/19 | 7:00 PM | @ Hershey | Fri | 1/24/20 | 7:00 PM | Belleville |
| Wed | 10/30/19 | 7:00 PM | Binghamton | Sat | 1/25/20 | 7:00 PM | @ Belleville |
| Fri | 11/1/19 | 7:00 PM | Providence | Fri | 1/31/20 | 7:00 PM | @ Cleveland |
| Sat | 11/2/19 | 7:00 PM | Rochester | Sat | 2/1/20 | 1:00 PM | @ Cleveland |
| Wed | 11/6/19 | 7:05 PM | @ Binghamton | Wed | 2/5/20 | 7:00 PM | @ Laval |
| Fri | 11/8/19 | 7:00 PM | W-B/Scranton | Sat | 2/8/20 | 7:00 PM | Syracuse |
| Sat | 11/9/19 | 7:05 PM | @ Binghamton | Wed | 2/12/20 | 7:00 PM | Laval |
| Mon | 11/11/19 | 3:00 PM | Syracuse | Fri | 2/14/20 | 7:00 PM | @ Syracuse |
| Fri | 11/15/19 | 7:00 PM | @ Syracuse | Sun | 2/16/20 | 3:05 PM | @ Rochester |
| Sat | 11/16/19 | 7:00 PM | Rochester | Fri | 2/21/20 | 7:00 PM | @ Belleville |
| Wed | 11/20/19 | 7:00 PM | Binghamton | Wed | 2/26/20 | 7:05 PM | @ Rochester |
| Fri | 11/22/19 | 7:30 PM | @ Laval | Fri | 2/28/20 | 7:00 PM | Toronto |
| Sat | 11/23/19 | 3:00 PM | @ Laval | Sat | 2/29/20 | 7:00 PM | Laval |
| Wed | 11/27/19 | 7:00 PM | Syracuse | Wed | 3/4/20 | 7:05 PM | @ Rochester |
| Sat | 11/30/19 | 1:30 PM | @ Toronto (SBA) | Fri | 3/6/20 | 7:00 PM | @ Charlotte |
| Sun | 12/1/19 | 4:00 PM | @ Toronto | Sat | 3/7/20 | 6:00 PM | @ Charlotte |
| Fri | 12/6/19 | 7:00 PM | Bridgeport | Wed | 3/11/20 | 7:00 PM | Syracuse |
| Sat | 12/7/19 | 7:05 PM | @ Providence | Fri | 3/13/20 | 7:00 PM | Belleville |
| Mon | 12/9/19 | 7:00 PM | @ Bridgeport | Sat | 3/14/20 | 7:05 PM | @ Springfield |
| Wed | 12/11/19 | 7:00 PM | Toronto | Tue | 3/17/20 | 7:00 PM | @ Syracuse |
| Fri | 12/13/19 | 7:00 PM | Bridgeport | Fri | 3/20/20 | 7:00 PM | Laval |
| Sat | 12/14/19 | 7:05 PM | @ Binghamton | Sat | 3/21/20 | 7:00 PM | @ Syracuse |
| Wed | 12/18/19 | 7:00 PM | @ Belleville | Sun | 3/22/20 | 3:00 PM | Syracuse |
| Fri | 12/20/19 | 7:00 PM | Laval | Wed | 3/25/20 | 7:00 PM | @ Laval |
| Sat | 12/21/19 | 7:05 PM | @ Rochester | Fri | 3/27/20 | 7:00 PM | Charlotte |
| Fri | 12/27/19 | 7:00 PM | Hershey | Sat | 3/28/20 | 7:00 PM | @ Hartford |
| Sat | 12/28/19 | 7:05 PM | @ Lehigh Valley | Wed | 4/1/20 | 7:05 PM | @ Rochester |
| Tue | 12/31/19 | 5:00 PM | Rochester | Fri | 4/3/20 | 7:00 PM | Belleville |
| Fri | 1/3/20 | 7:00 PM | Springfield | Sat | 4/4/20 | 7:00 PM | @ Bridgeport |
| Sat | 1/4/20 | 7:00 PM | @ Hartford | Wed | 4/8/20 | 7:00 PM | Rochester |
| Wed | 1/8/20 | 7:00 PM | @ Belleville | Fri | 4/10/20 | 7:00 PM | Cleveland |
| Fri | 1/10/20 | 7:00 PM | Lehigh Valley | Sat | 4/11/20 | 7:00 PM | @ Syracuse |

(SBA) at Scotiabank Arena



Zack MacEwen

Zack MacEwen enjoyed a breakout season in 2018-19, producing 22 goals and 30 assists for 52 points in 69 games during his second pro season. MacEwen's efforts earned him his first NHL recall, and he went on to tally one assist in four games with Vancouver.

All-Time Regular Season Team Records

| | | | |
|---|----------|-------|-----------------------------|
| Division championships (regular season)..... | 1 | | 2014-15 |
| Overall regular season point championships..... | 0 | | |
| Most points in one season..... | 103 | | 2014-15 |
| Fewest points in one season..... | 76 | | 2018-19 |
| Most wins in one season..... | 47 | | 2014-15 |
| Fewest wins in one season..... | 34 | | 2018-19 |
| Most losses in one season (L+OTL)..... | 40 | | 2018-19 |
| Fewest losses in one season (L+OTL)..... | 27 | | 2014-15 |
| Most shootout losses in one season..... | 4 | | 2013-14, 2015-16, 2017-18 |
| Fewest shootout losses in one season..... | 2 | | 2014-15, 2016-17, 2018-19 |
| Most goals scored in one season..... | 224 | | 2015-16, 2018-19 |
| Fewest goals scored in one season..... | 187 | | 2013-14 |
| Most goals allowed in one season..... | 257 | | 2018-19 |
| Fewest goals allowed in one season..... | 182 | | 2014-15 |
| Most penalty minutes in one season..... | 1,164 | | 2017-18 |
| Fewest penalty minutes in one season..... | 916 | | 2016-17 |
| Longest winning streak overall..... | 10 games | | 3/14/15-4/7/15 |
| Longest winning streak at home..... | 9 games | | 2/24/17-4/7/17 |
| Longest winning streak away..... | 8 games | | 11/22/15-12/26/15 |
| Longest points streak overall..... | 16 games | | 1/13/18-2/19/18 (13-0-2-1) |
| Longest points streak at home..... | 11 games | | 1/13/16-3/18/16 (7-0-3-1) |
| Longest points streak away..... | 12 games | | 12/23/17-2/19/18 (10-0-1-1) |
| Longest losing streak (L+OTL) overall..... | 8 games | | 3/2/19-3/20/19 |
| Longest losing streak (L+OTL) at home..... | 6 games | | 10/26/13-11/16/13 |
| | | | 12/14/16-12/31/16 |
| Longest losing streak (L+OTL) away..... | 8 games | | 2/23/19-3/30/19 |
| Longest winless streak overall..... | 10 games | | 10/11/13-11/7/13 (0-8-1-1) |
| Longest winless streak at home..... | 8 games | | 10/23/13-11/16/13 (0-6-1-1) |
| Longest winless streak away..... | 8 games | | 2/23/19-3/30/19 (0-8-0-0) |

All-Time Regular Season Individual Player Records Players

| | | | |
|--|-----|-------|---|
| Most points in one season..... | 62 | | Pascal Pelletier, 2013-14 |
| | | | Reid Boucher, 2018-19 |
| Most goals in one season..... | 31 | | Reid Boucher, 2018-19 |
| Most assists in one season..... | 51 | | Cal O'Reilly, 2014-15 |
| Most penalty minutes in one season..... | 129 | | Kellan Lain, 2013-14 |
| Most power-play goals in one season..... | 11 | | Pascal Pelletier, 2013-14 |
| | | | Alexandre Grenier, 2014-15 |
| | | | Tanner Kero, 2018-19 |
| Most shorthanded goals in one season..... | 3 | | Brandon DeFazio, 2014-15 |
| | | | Mike Zalewski, 2015-16 |
| Most game-winning goals in one season..... | 7 | | Hunter Shinkaruk, 2014-15 |
| Most points in one game..... | 4 | | several times; last: Reid Boucher, 4/12/19 vs. WBS (3-1) |
| Most goals in one game..... | 4 | | Colin Stuart, 12/13/13 vs. BNG |
| Most assists in one game..... | 3 | | several times; last: Zack MacEwen, 2/9/19 vs. ROC |

Goaltenders

| | | | |
|--|-------|-------|--------------------------|
| Most appearances in one season..... | 52 | | Joacim Eriksson, 2013-14 |
| Most minutes played in one season..... | 3,009 | | Joacim Eriksson, 2013-14 |
| Most wins in one season..... | 25 | | Thatcher Demko, 2017-18 |
| Most losses in one season..... | 24 | | Joacim Eriksson, 2013-14 |
| Most OT/shootout losses in one season..... | 7 | | Joacim Eriksson, 2014-15 |
| | | | Thatcher Demko, 2017-18 |
| Most shutouts in one season..... | 5 | | Joacim Eriksson, 2013-14 |
| | | | Jacob Markstrom, 2014-15 |
| Lowest GAA in one season (min. 25 gms.)..... | 1.88 | | Jacob Markstrom, 2014-15 |
| Highest save percentage in one season (min. 25 gms.)..... | .934 | | Jacob Markstrom, 2014-15 |

History of Team Captains

| | |
|---------|---------------|
| 2013-14 | Colin Stuart |
| 2014-15 | Cal O'Reilly |
| 2015-16 | Alex Biega |
| 2016-19 | Carter Bancks |

All-Time Regular Season Points Leaders

| Name | GP | G | A | PTS | Seasons |
|---------------------|-----|----|-----|-----|--------------|
| 1 Alexandre Grenier | 273 | 67 | 108 | 175 | 2013-17 |
| 2 Darren Archibald | 304 | 75 | 69 | 144 | 2013-19 |
| 3 Brendan Gaunce | 189 | 48 | 63 | 111 | 2014-19 |
| 4 Reid Boucher | 101 | 56 | 52 | 108 | 2017-19 |
| 5 Carter Bancks | 316 | 38 | 69 | 107 | 2014-19 |
| 6 Cal O'Reilly | 128 | 17 | 89 | 106 | 2013-15 |
| 7 Pascal Pelletier | 121 | 32 | 58 | 90 | 13-14, 16-17 |
| 8 Zack MacEwen | 135 | 32 | 53 | 85 | 2017-19 |
| 9 Wacey Hamilton | 229 | 27 | 55 | 82 | 2014-19 |
| 10 Alex Friesen | 179 | 30 | 51 | 81 | 2013-16 |

All-Time Regular Season Goaltending Leaders (Wins)

| Name | GP | W | L | OT/SOL | GAA | SV% | SO | Seasons |
|-------------------|-----|----|----|--------|------|------|----|---------|
| 1 Thatcher Demko | 107 | 55 | 35 | 12 | 2.56 | .915 | 3 | 2016-19 |
| 2 Richard Bachman | 102 | 48 | 40 | 13 | 2.88 | .901 | 2 | 2015-19 |
| 3 Joacim Eriksson | 93 | 46 | 34 | 9 | 2.58 | .910 | 5 | 2013-15 |
| 4 Joe Cannata | 73 | 34 | 27 | 7 | 2.59 | .910 | 2 | 2013-16 |
| 5 Jacob Markstrom | 34 | 23 | 7 | 3 | 1.92 | .931 | 5 | 2014-16 |



Kole Lind

Vancouver's second-round pick in the 2017 NHL Draft, Kole Lind recorded five goals and 12 assists in 51 games as a rookie with the Comets last season.

DID YOU KNOW?

On Nov. 9, 2018, the Utica Comets were named a Purple Heart Organization for their continued efforts to honor veterans and active military in the community. The Comets are the first hockey club and only the eighth professional sports team in the U.S. to be so honored.



Playoff Facts

| | |
|--|----------|
| Number participated in: | 3 |
| Number of individual series won: | 3 |
| Number of individual series lost: | 3 |
| Total number of playoff games played: | 32 |
| Games won: | 15 |
| Games lost: | 17 |
| Number of overtime games: | 10 |
| Overtime games won: | 4 |
| Overtime games lost: | 6 |
| Number of games opponents shut out: | 2 |
| Number of games shut out by opponents: | 1 |
| Calder Cup Championships: | 0 |
| Losing Finalist: | 1 (2015) |

All-Time Playoff Points Leaders

| | Player | GP | G | A | PTS | Seasons |
|----|-------------------|----|---|----|-----|---------|
| 1 | Cal O'Reilly | 23 | 2 | 17 | 19 | 2014-15 |
| 2 | Alexandre Grenier | 27 | 8 | 10 | 18 | 2014-16 |
| 3 | Sven Baertschi | 21 | 8 | 7 | 15 | 2014-15 |
| 4 | Bobby Sanguinetti | 23 | 3 | 11 | 14 | 2014-15 |
| 5 | Alex Friesen | 27 | 5 | 7 | 12 | 2014-16 |
| 6 | Brendan Gaunce | 25 | 4 | 5 | 9 | 2014-16 |
| 7 | Peter Andersson | 17 | 1 | 7 | 8 | 2014-15 |
| | Cory Conacher | 23 | 5 | 3 | 8 | 2014-15 |
| | Adam Clendening | 23 | 3 | 5 | 8 | 2014-15 |
| 10 | Brandon DeFazio | 21 | 2 | 5 | 7 | 2014-15 |

All-Time Playoff Results

| Year | Round | Opponent | Result | GF | GA |
|------|-------|---------------|--------|----|----|
| 2019 | DNQ | | | | |
| 2018 | DSF | Toronto | L, 2-3 | 14 | 16 |
| 2017 | DNQ | | | | |
| 2016 | DSF | Albany | L, 1-3 | 8 | 15 |
| 2015 | F | Manchester | L, 1-4 | 10 | 15 |
| | CF | Grand Rapids | W, 4-2 | 15 | 11 |
| | CSF | Oklahoma City | W, 4-3 | 15 | 15 |
| | CQF | Chicago | W, 3-2 | 13 | 11 |
| 2014 | DNQ | | | | |



All-Time Playoff Individual Player Records

Players

| | | |
|-------------------------------------|----|---|
| Most points in one playoff | 19 | Cal O'Reilly, 2015 |
| Most points in one playoff game | 3 | Sven Baertschi, 5/1/15 vs. CHI (0-3) Sven Baertschi, 5/28/15 at GR (3-0) |
| Most goals in one playoff | 8 | Sven Baertschi, 2015 |
| Most goals in one playoff game | 3 | Sven Baertschi, 5/28/15 at GR |
| Most assists in one playoff | 17 | Cal O'Reilly, 2015 |
| Most assists in one playoff game | 3 | Sven Baertschi, 5/1/15 vs. CHI |
| Most playoff games played, all-time | 27 | Alex Friesen Alexandre Grenier Wacey Hamilton Mike Zalewski |

Goaltenders

| | | |
|--|------|-----------------------|
| Most playoff appearances all-time | 23 | Jacob Markstrom |
| Most wins in one playoff | 12 | Jacob Markstrom, 2015 |
| Most losses in one playoff | 11 | Jacob Markstrom, 2015 |
| Most shutouts in one playoff | 2 | Jacob Markstrom, 2015 |
| Lowest GAA in one playoff (min. 5 gms.) | 2.11 | Jacob Markstrom, 2015 |
| Highest save percentage in one playoff (min. 5 gms.) | .927 | Thatcher Demko, 2018 |



Carter Bancks

Carter Bancks enters the 2019-20 season as the Comets' franchise leader in games played (316) after tallying 15 points in 69 contests a year ago. Bancks has served as Utica's captain since 2016.



Adirondack Bank Center at the Utica Memorial Auditorium

Owned by the Upper Mohawk Valley Memorial Auditorium Authority, the Adirondack Bank Center at the Utica Memorial Auditorium opened in 1960 on the site of the old Erie Canal and at the time was among the first of three cable-suspended roofs in the world. "The AUD," as it is affectionately known, was recognized in 2011 as a National Historical Civil Engineering Landmark, and underwent construction in 2017 to add six executive suites plus a unique meeting space for up to 50 guests overlooking the main event space.



WILKES-BARRE/SCRANTON PENGUINS



Jeff Barrett
CEO/Governor



Mike Vellucci
General Manager/Head Coach



Pittsburgh Penguins
NHL Affiliate

Personnel

| | |
|---|--------------------|
| Chief Executive Officer/Governor..... | Jeff Barrett |
| General Manager/Head Coach..... | Mike Vellucci |
| Assistant Coach..... | J.D. Forrest |
| Assistant Coach..... | Jarrold Skalde |
| Strength and Conditioning Coach..... | Mike Joyce |
| Video Coach..... | Scott MacDonald |
| Athletic Trainer..... | Seamus McKelvey |
| Equipment Manager..... | Jared Mycyk |
| Assistant Equipment Manager..... | Cameron Batty |
| Executive Vice President/Chief Financial Officer..... | Greg Petorak |
| Vice President of Operations..... | Brian Coe |
| Vice President of Corporate Sponsorship..... | Rob Belza |
| Vice President of Ticketing..... | Jon Stephenson |
| Controller..... | Bill Dotzel |
| Corporate Partnership Account Executive..... | Chris Sipsky |
| Director of Season Ticket Sales and Services..... | Brian Troiano |
| Director of Media Relations..... | Nick Hart |
| Director of Creative Services..... | Jason Vogel |
| Game Night Director..... | Kyle Hammer |
| Manager of Premium Seating and Service..... | Jillian Heller |
| Sponsorship Services Manager..... | Brandon Meshkofski |
| Fan Services Representative..... | Nick Tanacredi |
| Group Sales Representative..... | Dave Casey |

Team Information

| | |
|-----------------------------|---|
| Club Colors..... | Black, Gold, Red and White |
| Home Arena..... | Mohegan Sun Arena at Casey Plaza |
| Seating Capacity..... | 8,050 |
| Ticket Prices..... | \$19.75, \$25.75, \$28.75, \$36.75 |
| Attendance Records..... | Game: 13,567 (at Pitt.) vs. Her., 12/30/10 8,540 (at WBS) vs. Ken., 11/13/99; vs. Syr., 11/27/99 |
| | Season: 333,501 – 2001-02 |
| | Average: 8,337 – 2001-02 |
| Press Box Location..... | Suite Level – Box #318 |
| Flagship Radio Station..... | WILK Newsradio 103.1 FM |
| Time Zone..... | Eastern |

Wilkes-Barre/Scranton Penguins
40 Coal Street
Wilkes-Barre, PA 18702
Phone: (570) 208-7367

Media Directory

Newspaper/Wire

Citizens' Voice • Phone (570) 821-2000 x2060 • Contact: Jim Reeser (@CVjimreeser), Tyler Piccotti (@CVPiccotti) • www.citizensvoice.com • @SportsCV
Times-Leader • Phone (570) 991-6395 • Contact: Derek Lavarso (@TLdavarso), D.J. Eberle (@byDJEberle) • www.timesleader.com • @ttsports
Times-Tribune • Phone (570) 348-9125 • Contact: Chris Imperiale (@Chris_Imperiale) • www.thetimes-tribune.com
Standard-Speaker • Phone (570) 455-3636 • Contact: Ron Kollar • www.standardsspeaker.com
Associated Press • Phone (215) 561-1133 • Contact: Rob Maaddi (@AP_RobMaaddi) • www.ap.org • @AP

Television

WBRE-TV 28 (NBC) • Phone (570) 706-7381 • Contact: A.J. Donatoni (@AJD_IV), Robin Deehan (@RobinDeehan) • www.pahomepage.com/sports • @sports_wbre
WNEP-TV 16 (ABC) • Phone (570) 207-2455 • Contact: Jim Coles (@JimColesWNEP), Landon Stolar (@LandonStolar), Steve Lloyd (@SteveLloydWNEP) • www.wnep.com • @wnepsports

Radio

Entercom Communications • WKZR 98.5 FM & 107.9 FM/WILK 103.1 FM, 910 AM, 980 AM, 1300 AM/WGGY 101.3 FM/WDMT 102.3 FM • Phone (570) 883-9850 • Contact: Mike O'Donnell



Wilkes-Barre/Scranton Penguins

Season Results

| Season | Aff | Head Coach | GP | W | L | T | OTL | SOL | PTS | GF | GA | Finish | Playoff Result (W-L Record) |
|-----------|-----|---|--------------|------------|------------|-----------|-----------|-----------|--------------|--------------|--------------|-------------------|-------------------------------------|
| 1999-2000 | PIT | Glenn Patrick | 80 | 23 | 43 | 9 | 5 | -- | 60 | 236 | 306 | 5th, Empire | Did not qualify |
| 2000-01 | PIT | Glenn Patrick | 80 | 36 | 33 | 9 | 2 | -- | 83 | 252 | 248 | 2nd, Mid-Atlantic | Lost Calder Cup Finals (13-8) |
| 2001-02 | PIT | Glenn Patrick | 80 | 20 | 44 | 13 | 3 | -- | 56 | 201 | 274 | 4th, South (13) | Did not qualify |
| 2002-03 | PIT | Glenn Patrick | 80 | 36 | 32 | 7 | 5 | -- | 84 | 245 | 248 | 3rd, South (8) | Lost Conference Quarterfinals (3-3) |
| 2003-04 | PIT | Michel Therrien | 80 | 34 | 28 | 10 | 8 | -- | 86 | 197 | 197 | 3rd, East | Lost Calder Cup Finals (12-12) |
| 2004-05 | PIT | Michel Therrien | 80 | 39 | 37 | -- | 7 | 7 | 92 | 227 | 219 | 3rd, East | Lost Division Finals (5-6) |
| 2005-06 | PIT | Michel Therrien, Rick Kehoe, Joe Mullen | 80 | 51 | 18 | -- | 5 | 6 | 113 | 249 | 178 | 1st, East | Lost Division Finals (4-7) |
| 2006-07 | PIT | Todd Richards | 80 | 51 | 23 | -- | 2 | 4 | 108 | 276 | 221 | 2nd, East | Lost Division Finals (5-6) |
| 2007-08 | PIT | Todd Richards | 80 | 47 | 26 | -- | 3 | 4 | 101 | 223 | 187 | 1st, East | Lost Calder Cup Finals (14-9) |
| 2008-09 | PIT | Dan Bylsma, Todd Reirden | 80 | 49 | 25 | -- | 3 | 3 | 104 | 274 | 212 | 3rd, East | Lost Division Finals (7-5) |
| 2009-10 | PIT | Todd Reirden | 80 | 41 | 34 | -- | 2 | 3 | 87 | 239 | 229 | 3rd, East | Lost Division Semifinals (0-4) |
| 2010-11 | PIT | John Hynes | 80 | 58 | 21 | -- | 0 | 1 | 117 | 261 | 183 | 1st, East | Lost Division Finals (6-6) |
| 2011-12 | PIT | John Hynes | 76 | 44 | 25 | -- | 2 | 5 | 95 | 235 | 215 | 2nd, East (4) | Lost Conference Semifinals (6-6) |
| 2012-13 | PIT | John Hynes | 76 | 42 | 30 | -- | 2 | 2 | 88 | 185 | 178 | 3rd, East (5) | Lost Conference Finals (8-7) |
| 2013-14 | PIT | John Hynes | 76 | 42 | 26 | -- | 3 | 5 | 92 | 206 | 185 | 2nd, East (6) | Lost Conference Finals (9-8) |
| 2014-15 | PIT | John Hynes | 76 | 45 | 24 | -- | 3 | 4 | 97 | 212 | 163 | 2nd, East (4) | Lost Conference Semifinals (4-4) |
| 2015-16 | PIT | Mike Sullivan, Jay Leach, Clark Donatelli | 76 | 43 | 27 | -- | 4 | 2 | 92 | 230 | 203 | 3rd, Atlantic | Lost Division Finals (6-4) |
| 2016-17 | PIT | Clark Donatelli | 76 | 51 | 20 | -- | 3 | 2 | 107 | 247 | 170 | 1st, Atlantic | Lost Division Semifinals (2-3) |
| 2017-18 | PIT | Clark Donatelli | 76 | 45 | 22 | -- | 6 | 3 | 99 | 252 | 223 | 2nd, Atlantic | Lost Division Semifinals (0-3) |
| 2018-19 | PIT | Clark Donatelli | 76 | 36 | 30 | -- | 7 | 3 | 82 | 232 | 228 | 6th, Atlantic | Did not qualify |
| | | TOTALS | 1,568 | 833 | 558 | 48 | 75 | 54 | 1,843 | 4,679 | 4,267 | | |

NOTE: 2005-06 -- Therrien (21-1-2-1), Kehoe/Mullen (2-1-0-0), Mullen (28-16-3-5)... 2008-09 -- Bylsma (35-16-1-2), Reirden (14-9-2-1)... 2015-16 -- Sullivan (18-5-0-0), Leach (3-0-0-1), Donatelli (22-22-4-1)

2019-20 Schedule (All Times Local)

| Day | Date | Time | Opponent | Day | Date | Time | Opponent |
|-----|----------|---------|-----------------|-----|---------|---------|-----------------|
| Sat | 10/5/19 | 7:00 PM | @ Hershey | Sat | 1/11/20 | 7:05 PM | Hartford |
| Fri | 10/11/19 | 7:05 PM | @ Lehigh Valley | Wed | 1/15/20 | 7:00 PM | @ Texas |
| Sat | 10/12/19 | 7:05 PM | Utica | Fri | 1/17/20 | 7:00 PM | @ Texas |
| Sun | 10/13/19 | 5:00 PM | @ Hershey | Sat | 1/18/20 | 7:00 PM | @ San Antonio |
| Wed | 10/16/19 | 7:05 PM | Binghamton | Tue | 1/21/20 | 7:00 PM | @ San Antonio |
| Sat | 10/19/19 | 7:00 PM | @ Bridgeport | Fri | 1/24/20 | 7:00 PM | @ Charlotte |
| Wed | 10/23/19 | 7:05 PM | @ Binghamton | Sat | 1/25/20 | 6:00 PM | @ Charlotte |
| Fri | 10/25/19 | 7:05 PM | San Antonio | Fri | 1/31/20 | 7:05 PM | Lehigh Valley |
| Sat | 10/26/19 | 7:05 PM | San Antonio | Sat | 2/1/20 | 7:05 PM | Bridgeport |
| Fri | 11/1/19 | 7:05 PM | @ Lehigh Valley | Wed | 2/5/20 | 7:05 PM | Binghamton |
| Sat | 11/2/19 | 7:05 PM | @ Springfield | Fri | 2/7/20 | 7:05 PM | Hershey |
| Wed | 11/6/19 | 7:05 PM | @ Lehigh Valley | Sat | 2/8/20 | 7:05 PM | Lehigh Valley |
| Fri | 11/8/19 | 7:00 PM | @ Utica | Wed | 2/12/20 | 7:00 PM | @ Hartford |
| Sat | 11/9/19 | 7:05 PM | Syracuse | Fri | 2/14/20 | 7:05 PM | @ Providence |
| Wed | 11/13/19 | 7:05 PM | Hershey | Sat | 2/15/20 | 7:00 PM | @ Bridgeport |
| Fri | 11/15/19 | 7:05 PM | Springfield | Fri | 2/21/20 | 7:05 PM | Hershey |
| Sat | 11/16/19 | 7:05 PM | Lehigh Valley | Sat | 2/22/20 | 7:00 PM | @ Hartford |
| Fri | 11/22/19 | 7:05 PM | @ Springfield | Sun | 2/23/20 | 3:05 PM | @ Providence |
| Sat | 11/23/19 | 7:05 PM | Charlotte | Wed | 2/26/20 | 7:05 PM | Providence |
| Wed | 11/27/19 | 7:05 PM | Lehigh Valley | Fri | 2/28/20 | 7:00 PM | @ Syracuse |
| Fri | 11/29/19 | 7:05 PM | @ Lehigh Valley | Sat | 2/29/20 | 7:00 PM | @ Hershey |
| Sat | 11/30/19 | 7:05 PM | Bridgeport | Fri | 3/6/20 | 7:05 PM | @ Binghamton |
| Fri | 12/6/19 | 7:05 PM | Texas | Sat | 3/7/20 | 7:05 PM | Bridgeport |
| Sat | 12/7/19 | 7:05 PM | Texas | Sun | 3/8/20 | 3:05 PM | Binghamton |
| Sun | 12/8/19 | 5:00 PM | @ Hershey | Wed | 3/11/20 | 7:05 PM | @ Lehigh Valley |
| Wed | 12/11/19 | 7:05 PM | @ Rochester | Fri | 3/13/20 | 7:05 PM | @ Lehigh Valley |
| Fri | 12/13/19 | 7:00 PM | @ Cleveland | Sat | 3/14/20 | 7:00 PM | @ Hershey |
| Sat | 12/14/19 | 7:00 PM | @ Cleveland | Wed | 3/18/20 | 7:05 PM | Cleveland |
| Wed | 12/18/19 | 7:05 PM | Providence | Fri | 3/20/20 | 7:05 PM | Cleveland |
| Fri | 12/20/19 | 7:05 PM | Providence | Sat | 3/21/20 | 7:05 PM | Hershey |
| Sat | 12/21/19 | 7:00 PM | @ Bridgeport | Fri | 3/27/20 | 7:05 PM | @ Binghamton |
| Fri | 12/27/19 | 7:05 PM | Lehigh Valley | Sat | 3/28/20 | 7:05 PM | Rochester |
| Sat | 12/28/19 | 7:00 PM | @ Hershey | Fri | 4/3/20 | 7:05 PM | Hartford |
| Tue | 12/31/19 | 3:05 PM | Springfield | Sat | 4/4/20 | 7:00 PM | @ Hartford |
| Fri | 1/3/20 | 7:05 PM | Hershey | Sun | 4/5/20 | 3:05 PM | Lehigh Valley |
| Sat | 1/4/20 | 7:05 PM | Springfield | Wed | 4/8/20 | 6:05 PM | @ Providence |
| Wed | 1/8/20 | 7:05 PM | Charlotte | Fri | 4/10/20 | 7:05 PM | @ Springfield |
| Fri | 1/10/20 | 7:05 PM | Hershey | Sat | 4/11/20 | 7:05 PM | Hartford |

...In The System

- Anthony Angello (RW), 6-5, 210 lbs., shoots right. Born 3/6/96, Manlius, N.Y.
Last year's team: W-B/Scranton (AHL) 65gp, 16+13=29pts.
- Kasper Bjorkqvist (LW), 6-1, 200 lbs., shoots left. Born 7/10/97, Espoo, Finland
Last year's team: Providence College (NCAA) 42gp, 17+13=30pts.
- Pierre-Olivier Joseph (D), 6-2, 162 lbs., shoots left. Born 7/1/99, Laval, Que.
Last year's teams: Charlottetown/Drummondville (QMJHL) 62gp, 9+38=47pts.
- Sam Lafferty (C), 6-1, 185 lbs., shoots right. Born 3/6/95, Hollidaysburg, Pa.
Last year's team: W-B/Scranton (AHL) 70gp, 13+36=49pts.
- Sam Miletic (LW), 6-1, 196 lbs., shoots left. Born 5/4/97, Detroit, Mich.
Last year's team: W-B/Scranton (AHL) 49gp, 12+23=35pts.



Adam Johnson

Speedy forward Adam Johnson had an impressive sophomore season with Wilkes-Barre/Scranton in 2018-19. His 18 goals and 25 assists were both third-most on the team, and he was the only Penguin to score more than one overtime winner. Johnson's efforts earned him his first recall to the NHL, where he notched two assists in six games with Pittsburgh.



Mohegan Sun Arena at Casey Plaza

Mohegan Sun Arena, a state-of-the-art sports and entertainment facility managed by SMG, opened its doors on Nov. 13, 1999. Approximately 700,000 people per year visit Mohegan Sun Arena. Located off Interstate 81, the multi-purpose facility has hosted three Calder Cup Finals and the 2001 AHL All-Star Classic, as well as some of the biggest names in entertainment including Elton John, Cher, Neil Diamond, AC/DC, Janet Jackson, the Eagles and Simon and Garfunkel.



All-Time Regular Season Team Records

| | | | |
|---|----------|-------|---------------------------------------|
| Division championships (regular season)..... | 4 | | 2005-06, 2007-08, 2010-11, 2016-17 |
| Overall regular season point championships..... | 2 | | 2010-11, 2016-17 |
| Most points in one season..... | 117 | | 2010-11 |
| Fewest points in one season..... | 56 | | 2001-02 |
| Most wins in one season..... | 58 | | 2010-11 |
| Fewest wins in one season..... | 20 | | 2001-02 |
| Most losses in one season (L+OTL)..... | 48 | | 1999-2000 |
| Fewest losses in one season (L+OTL)..... | 21 | | 2010-11 |
| Most ties in one season..... | 13 | | 2001-02 |
| Fewest ties in one season..... | 7 | | 2002-03 |
| Most shootout losses in one season..... | 7 | | 2004-05 |
| Fewest shootout losses in one season..... | 1 | | 2010-11 |
| Most goals scored in one season..... | 276 | | 2006-07 |
| Fewest goals scored in one season..... | 185 | | 2012-13 |
| Most goals allowed in one season..... | 306 | | 1999-2000 |
| Fewest goals allowed in one season..... | 163 | | 2014-15 |
| Most penalty minutes in one season..... | 2,807 | | 2001-02 |
| Fewest penalty minutes in one season..... | 1,029 | | 2016-17 |
| Longest winning streak overall..... | 11 games | | 10/17/15-11/15/15 |
| Longest winning streak at home..... | 10 games | | 10/27/15-11/28/15 |
| Longest winning streak on road..... | 13 games | | 10/9/05-12/3/05 |
| Longest undefeated streak overall..... | 13 games | | 10/21/00-11/18/00 (10-0-3) |
| Longest undefeated streak at home..... | 10 games | | 10/7/00-11/18/00 (7-0-3) |
| Longest undefeated streak on road..... | 13 games | | 10/27/15-11/28/15 (10-0-0) |
| Longest undefeated streak on road..... | 13 games | | 10/9/05-12/3/05 (13-0-0) |
| Longest points streak overall..... | 23 games | | 10/5/05-12/4/05 (20-0-2-1) |
| Longest points streak at home..... | 12 games | | 12/29/17-3/10/18 (11-0-1-0) |
| Longest points streak on road..... | 15 games | | 10/9/05-12/18/05 (14-0-0-1) |
| Longest losing streak (L+OTL) overall..... | 9 games | | 12/22/99-1/9/00 |
| Longest losing streak (L+OTL) at home..... | 6 games | | 12/18/99-1/19/00 |
| Longest losing streak (L+OTL) on road..... | 6 games | | 1/27/16-2/23/16 |
| Longest losing streak (L+OTL) on road..... | 6 games | | 12/26/99-1/9/00 |
| Longest winless streak overall..... | 11 games | | 10/7/01-10/25/01 |
| Longest winless streak at home..... | 9 games | | 10/1/99-11/5/99 (0-9-2-0) |
| Longest winless streak on road..... | 11 games | | 1/30/01-3/7/01 (0-8-1-0) |
| Longest winless streak on road..... | 11 games | | 10/20/01-12/7/01 (0-5-3-1) |
| Longest winless streak on road..... | 11 games | | 10/1/99-11/5/99 (0-9-2-0) |

All-Time Regular Season Individual Player Records

Players

| | | | |
|--|-----|-------|-------------------------------------|
| Most points in one season..... | 82 | | Janne Pesonen, 2008-09 |
| Most goals in one season..... | 34 | | Chris Minard, 2008-09 |
| Most assists in one season..... | 50 | | Janne Pesonen, 2008-09 |
| Most penalty minutes in one season..... | 431 | | Jeff Taffe, 2008-09 |
| Most power-play goals in one season..... | 21 | | Dennis Bonvie, 2005-06 |
| Most shorthanded goals in one season..... | 6 | | Chris Minard, 2008-09 |
| Most game winning goals in one season..... | 8 | | Dustin Jeffrey, 2010-11 |
| Most points in one game..... | 6 | | Kurtis McLean, 2007-08 |
| Most goals in one game..... | 4 | | Chris Minard, 2008-09 |
| Most assists in one game..... | 5 | | Chris Conner, 2/17/10 vs. ALB (3-3) |
| | | | Erik Christensen, 10/5/05 vs. BRI |
| | | | J.F. Jacques, 2/16/07 vs. BNG |
| | | | Oskar Sundqvist, 12/10/16 vs. HER |
| | | | Nick Petersen, 4/3/11 at SYR |

Goaltenders

| | | | |
|--|-------|-------|----------------------------|
| Most appearances in one season..... | 54 | | Marc-Andre Fleury, 2004-05 |
| Most minutes played in one season..... | 3,029 | | Marc-Andre Fleury, 2004-05 |
| Most wins in one season..... | 35 | | Brad Thiessen, 2010-11 |
| Most losses in one season..... | 25 | | Robbie Tallas, 2001-02 |
| Most ties/OT/shootout losses in one season..... | 8 | | Sebastien Caron, 2001-02 |
| | | | Tristan Jarry, 2018-19 |
| Most shutouts in one season..... | 12 | | Matt Murray, 2014-15 |
| Lowest GAA in one season (min. 25 games)..... | 1.58 | | Matt Murray, 2014-15 |
| Highest save percentage in one season (min. 25 games)..... | .941 | | Matt Murray, 2014-15 |

All-Time Regular Season Points Leaders

| Name | GP | G | A | PTS | Seasons |
|----------------------|-----|-----|-----|-----|--------------|
| 1 Tom Kostopoulos | 658 | 186 | 283 | 469 | 99-04, 12-18 |
| 2 Tomas Surovy | 239 | 89 | 89 | 178 | 2001-06 |
| 3 Toby Petersen | 215 | 72 | 105 | 177 | 00-01, 02-04 |
| 4 Dustin Jeffrey | 201 | 59 | 113 | 172 | 07-12, 15-16 |
| 5 Shane Endicott | 292 | 73 | 93 | 166 | 2001-06 |
| 6 Jean-Sebastien Dea | 288 | 72 | 91 | 163 | 2013-19 |
| 7 Kris Beech | 171 | 53 | 97 | 150 | 2002-05 |
| 8 Michel Ouellet | 182 | 71 | 73 | 144 | 2002-06 |
| 9 Eric Meloche | 249 | 61 | 77 | 138 | 2000-04 |
| 10 Tim Wallace | 304 | 75 | 62 | 137 | 2006-11 |

All-Time Regular Season Goaltending Leaders (Wins)

| Name | GP | W | L | OT/SOL | GAA | SV% | SO | Seasons |
|-------------------|-----|-----|----|--------|------|------|----|--------------|
| 1 John Curry | 177 | 103 | 59 | 6 | 2.49 | .907 | 10 | 2007-11 |
| 2 Brad Thiessen | 149 | 88 | 49 | 6 | 2.37 | .907 | 17 | 2009-13 |
| 3 Tristan Jarry | 141 | 77 | 48 | 15 | 2.55 | .915 | 9 | 2015-19 |
| 4 Sebastien Caron | 123 | 48 | 56 | 16 | 2.99 | .903 | 10 | 00-04, 05-06 |
| 5 Matt Murray | 72 | 45 | 20 | 4 | 1.81 | .936 | 16 | 2013-16 |



Sam Lafferty

Playing less than a three-hour drive from his hometown of Hollidaysburg, Pa., Sam Lafferty turned heads as a rookie in 2018-19, leading the team with 36 assists and pacing all Penguins forwards with 49 points.

History of Team Captains

| | |
|-----------|--|
| 1999-2000 | Tyler Wright, Steve Leach, John Slaney |
| 2000-01 | John Slaney, Sven Butenschon |
| 2001-02 | Jason MacDonald |
| 2002-04 | Tom Kostopoulos |
| 2003-04 | Patrick Boileau, Kris Beech |
| 2004-05 | Alain Nasreddine, Rob Scuderi |
| 2005-06 | Alain Nasreddine |
| 2006-07 | Micki DuPont |
| 2007-08 | Nathan Smith |
| 2008-09 | Dave Gove, Connor James |
| 2009-10 | Wyatt Smith |
| 2010-12 | Ryan Craig |
| 2012-13 | Joey Mormina |
| 2013-18 | Tom Kostopoulos |
| 2018-19 | Garrett Wilson |



Playoff Facts

| | |
|--|----------------------|
| Number participated in..... | 17 |
| Number of individual series won..... | 22 |
| Number of individual series lost..... | 17 |
| Total number of playoff games played..... | 205 |
| Games won..... | 104 |
| Games lost..... | 101 |
| Number of overtime games..... | 53 |
| Overtime games won..... | 30 |
| Overtime games lost..... | 23 |
| Number of games opponents shut out..... | 13 |
| Number of games shut out by opponents..... | 14 |
| Calder Cup Championships..... | 0 |
| Losing Finalist..... | 3 (2001, 2004, 2008) |

All-Time Playoff Individual Player Records

Players

| | | |
|---------------------------------------|----|---|
| Most points in one playoff..... | 28 | Alex Goligoski |
| Most points in one playoff game..... | 5 | Chris Kelleher, 4/13/01 vs. SYR (1-4) Tom Kostopoulos, 5/13/16 vs. HER (1-4) |
| Most goals in one playoff..... | 12 | Milan Kraft, 2001 Tim Brent, 2008 |
| Most goals in one playoff game..... | 3 | Nick Johnson, 4/14/10 vs. ALB |
| Most assists in one playoff..... | 24 | Alex Goligoski, 2008 |
| Most assists in one playoff game..... | 4 | Chris Kelleher, 4/13/01 vs. SYR Tom Kostopoulos, 5/13/16 vs. HER Kevin Porter, 4/23/17 at PRO |
| Most games played all-time..... | 94 | Tom Kostopoulos |

Goaltenders

| | | |
|--|------|---------------------|
| Most playoff appearances all-time..... | 37 | Brad Thiessen |
| Most wins in one playoff..... | 14 | John Curry, 2008 |
| Most losses in one playoff..... | 9 | John Curry, 2008 |
| Most shutouts in one playoff..... | 3 | Andy Chiodo, 2004 |
| Lowest GAA in one playoff (min. 5 games)..... | 1.38 | Brad Thiessen, 2013 |
| Highest save percentage in one playoff (min. 5 games)..... | .952 | Brad Thiessen, 2013 |



Ryan Haggerty

Ryan Haggerty started slowly in 2018-19 but was lethal in the second half of the season, scoring 19 of his team-leading 23 goals after New Year's. Haggerty finished with 44 points on the year, establishing a career high for the second consecutive campaign.

All-Time Playoff Points Leaders

| | Player | GP | G | A | PTS | Seasons |
|----|-----------------|----|----|----|-----|--------------|
| 1 | Tom Kostopoulos | 94 | 23 | 44 | 67 | 00-04, 13-18 |
| 2 | Alex Goligoski | 32 | 5 | 29 | 34 | 2007-09 |
| 3 | Ryan Stone | 44 | 11 | 22 | 33 | 2005-08 |
| 4 | Eric Meloche | 50 | 16 | 16 | 32 | 2000-04 |
| 5 | Chris Kelleher | 43 | 7 | 23 | 30 | 99-01, 04-06 |
| 6 | Tomas Surovy | 41 | 10 | 19 | 29 | 2001-05 |
| | Toby Petersen | 48 | 10 | 19 | 29 | 2000-04 |
| 8 | Tim Brent | 23 | 12 | 15 | 27 | 2007-08 |
| | Kris Beech | 38 | 14 | 13 | 27 | 2002-05 |
| 10 | Chris Minard | 35 | 17 | 9 | 26 | 2007-09 |
| | Kurtis McLean | 40 | 8 | 18 | 26 | 2005-08 |

All-Time Playoff Results

| Year | Round | Opponent | Result | GF | GA |
|------|-------|--------------|--------|----|----|
| 2019 | DNQ | | | | |
| 2018 | DSF | Charlotte | L, 0-3 | 6 | 14 |
| 2017 | DSF | Providence | L, 2-3 | 12 | 14 |
| 2016 | DF | Hershey | L, 3-4 | 19 | 18 |
| | DSF | Providence | W, 3-0 | 12 | 9 |
| 2015 | CSF | Manchester | L, 1-4 | 10 | 17 |
| | CQF | Syracuse | W, 3-0 | 14 | 3 |
| 2014 | CF | St. John's | L, 2-4 | 9 | 18 |
| | CSF | Providence | W, 4-3 | 22 | 22 |
| | CQF | Binghamton | W, 3-1 | 14 | 9 |
| 2013 | CF | Syracuse | L, 1-4 | 8 | 18 |
| | CSF | Providence | W, 4-3 | 22 | 16 |
| | CQF | Binghamton | W, 3-0 | 9 | 6 |
| 2012 | CSF | St. John's | L, 3-4 | 16 | 16 |
| | CQF | Hershey | W, 3-2 | 16 | 12 |
| 2011 | DF | Charlotte | L, 2-4 | 10 | 10 |
| | DSF | Norfolk | W, 4-2 | 15 | 11 |
| 2010 | DSF | Albany | L, 0-4 | 9 | 14 |
| 2009 | DF | Hershey | L, 3-4 | 17 | 20 |
| | DSF | Bridgeport | W, 4-1 | 18 | 14 |
| 2008 | F | Chicago | L, 2-4 | 17 | 23 |
| | CF | Portland | W, 4-3 | 18 | 18 |
| | DF | Philadelphia | W, 4-1 | 21 | 16 |
| | DSF | Hershey | W, 4-1 | 22 | 10 |
| 2007 | DF | Hershey | L, 1-4 | 15 | 19 |
| | DSF | Norfolk | W, 4-2 | 22 | 16 |
| 2006 | DF | Hershey | L, 0-4 | 5 | 15 |
| | DSF | Bridgeport | W, 4-3 | 17 | 16 |
| 2005 | DF | Philadelphia | L, 1-4 | 12 | 21 |
| | DSF | Binghamton | W, 4-2 | 14 | 14 |
| 2004 | F | Milwaukee | L, 0-4 | 8 | 19 |
| | CF | Hartford | W, 4-3 | 19 | 19 |
| | DF | Philadelphia | W, 4-2 | 17 | 12 |
| | DSF | Bridgeport | W, 4-3 | 23 | 19 |
| 2003 | CQF | Grand Rapids | L, 1-3 | 10 | 10 |
| | Q | Utah | W, 2-0 | 7 | 3 |
| 2002 | DNQ | | | | |
| 2001 | F | Saint John | L, 2-4 | 17 | 20 |
| | CF | Hershey | W, 4-0 | 12 | 7 |
| | CSF | Philadelphia | W, 4-2 | 18 | 18 |
| | CQF | Syracuse | W, 3-2 | 19 | 13 |
| 2000 | DNQ | | | | |

DID YOU KNOW?

Wilkes-Barre/Scranton alumni scored 108 goals for the Pittsburgh Penguins in 2018-19, accounting for 40 percent of their offense.

AHL Attendance Facts and Figures

- More than 7.1 million fans attended American Hockey League games during the 2018-19 regular season and playoffs, the third-highest total in league history.
- Since October 2001, over 120 million fans have attended AHL games.
- The San Diego Gulls paced the AHL in regular-season attendance in 2018-19 with an average of 9,021 fans per game.

AHL Attendance Records

| | |
|---|---|
| Highest Regular Season Total, League: | 6,693,526 (2015-16) |
| Highest Regular Season Average, League: | 5,981 (2015-16) |
| Highest Playoff Total, League: | 436,437 (2015-16) |
| Highest Playoff Average, League: | 6,794 (1963-64) |
| Highest Regular Season and Playoff Total, League: | 7,129,963 (2015-16) |
| Highest Regular Season and Playoff Average, League: | 6,011 (2015-16) |
| Highest Regular Season Total, Team: | 480,106 – Philadelphia Phantoms (1998-99) |
| Highest Regular Season Average, Team: | 12,002 – Philadelphia Phantoms (1998-99) |
| Highest Playoff Total, Team: | 116,095 – Manitoba Moose (2008-09) |
| Highest Playoff Average, Team: | 11,522 – Philadelphia Phantoms (1996-97) |
| Largest Attendance, Regular Season Game: | 45,653 (<i>Adirondack Phantoms vs. Hershey, Citizens Bank Park, Philadelphia, 1/6/12</i>) |
| Largest Attendance, Calder Cup Playoff Game: | 20,103 (<i>Philadelphia Phantoms vs. Chicago, Wells Fargo Center, 6/10/05</i>) |
| Most Sellouts, One Team, One Season: | 40 – Wilkes-Barre/Scranton Penguins (2002-03, 2003-04) |
| Most Consecutive Sellouts, All Home Games (regular season): | 154 – Utica Comets (4/10/15 to present) |

Top AHL Crowds

2018-19 REGULAR SEASON

| Rank | Attendance | Date | Venue | Result |
|------|------------|---------------|---|-----------------------------|
| 1. | 16,673 | Feb. 9, 2019 | Quicken Loans Arena, Cleveland, Ohio | Binghamton 3, Cleveland 2 |
| 2. | 15,965 | Nov. 7, 2018 | KeyBank Center, Buffalo, N.Y. | Rochester 5, Cleveland 2 |
| 3. | 15,735 | Mar. 10, 2019 | Allstate Arena, Rosemont, Ill. | Chicago 2, Milwaukee 1 (OT) |
| 4. | 15,432 | Feb. 21, 2019 | Allstate Arena, Rosemont, Ill. | Chicago 3, Texas 1 |
| 5. | 15,290 | Mar. 23, 2019 | Quicken Loans Arena, Cleveland, Ohio | Cleveland 5, Hershey 2 |
| 6. | 15,171 | Jan. 26, 2019 | Quicken Loans Arena, Cleveland, Ohio | Cleveland 4, Chicago 3 (OT) |
| 7. | 14,593 | Apr. 12, 2019 | Rocket Mortgage FieldHouse, Cleveland, Ohio | Charlotte 2, Cleveland 1 |
| 8. | 14,245 | Feb. 18, 2019 | Scotiabank Arena, Toronto, Ont. | Toronto 5, Syracuse 3 |
| 9. | 14,056 | Dec. 26, 2018 | Scotiabank Arena, Toronto, Ont. | Belleville 4, Toronto 1 |
| 10. | 12,936 | Feb. 22, 2019 | Wells Fargo Arena, Des Moines, Iowa | San Jose 3, Iowa 2 (SO) |

ALL-TIME, REGULAR SEASON

| Rank | Attendance | Date | Venue | Result |
|------|------------|---------------|---|----------------------------------|
| 1. | 45,653 | Jan. 6, 2012 | *Citizens Bank Park, Philadelphia, Pa. | Adirondack 4, Hershey 3 (OT) |
| 2. | 30,715 | Nov. 22, 2014 | Carrier Dome, Syracuse, N.Y. | Syracuse 2, Utica 1 |
| 3. | 21,673 | Feb. 19, 2011 | *Rentschler Field, East Hartford, Conn. | Providence 5, Connecticut 4 (SO) |
| 4. | 21,508 | Feb. 20, 2010 | *New York State Fairgrounds, Syracuse, N.Y. | Syracuse 2, Binghamton 1 |
| 5. | 20,672 | Jan. 18, 1997 | Greensboro Coliseum, Greensboro, N.C. | Carolina 5, Kentucky 4 |
| 6. | 20,565 | Jan. 21, 2012 | *Ivor Wynne Stadium, Hamilton, Ont. | Toronto 7, Hamilton 2 |
| 7. | 20,337 | Dec. 30, 2013 | *Comerica Park, Detroit, Mich. | Toronto 4, Grand Rapids 3 (SO) |
| 8. | 19,730 | Feb. 10, 2001 | Wells Fargo Center, Philadelphia, Pa. | Philadelphia 5, Syracuse 5 (OT) |
| 9. | 19,561 | Feb. 22, 2013 | Wells Fargo Center, Philadelphia, Pa. | W-B/Scranton 2, Adirondack 1 |
| 10. | 19,532 | Feb. 28, 1999 | Wells Fargo Center, Philadelphia, Pa. | Philadelphia 3, Kentucky 3 (OT) |

**indicates outdoor game*

ALL-TIME, CALDER CUP PLAYOFFS

| Rank | Attendance | Date | Venue | Result |
|------|------------|---------------|--|--------------------------------|
| 1. | 20,103 | June 10, 2005 | Wells Fargo Center, Philadelphia, Pa. | *Philadelphia 5, Chicago 2 |
| 2. | 19,665 | June 11, 2016 | Quicken Loans Arena, Cleveland, Ohio | *Lake Erie 1, Hershey 0 (OT) |
| 3. | 17,428 | June 12, 2003 | Copps Coliseum, Hamilton, Ont. | *Houston 3, Hamilton 0 |
| 4. | 17,380 | June 10, 1998 | Wachovia Spectrum, Philadelphia, Pa. | *Philadelphia 6, Saint John 1 |
| 5. | 15,132 | June 3, 2002 | Allstate Arena, Rosemont, Ill. | *Chicago 4, Bridgeport 3 (2OT) |
| 6. | 15,019 | May 15, 1973 | Buffalo Memorial Auditorium, Buffalo, N.Y. | *Cincinnati 5, Nova Scotia 1 |
| 7. | 15,015 | May 13, 2005 | MTS Centre, Winnipeg, Man. | Manitoba 5, Rochester 2 |
| 8. | 15,003 | May 30, 2009 | MTS Centre, Winnipeg, Man. | Hershey 5, Manitoba 4 (OT) |
| | 15,003 | June 12, 2009 | MTS Centre, Winnipeg, Man. | *Hershey 4, Manitoba 1 |
| 10. | 14,737 | June 2, 2009 | MTS Centre, Winnipeg, Man. | Manitoba 3, Hershey 1 |

**indicates Calder Cup-clinching game*



AHL Attendance Summary (since 1962)

| -- Regular Season -- | | | | -- League Leader-- | | -- Sellouts-- | | -- Playoffs -- | | | -- TOTAL -- | | |
|----------------------|-------|-----------|--------|--------------------|--------|---------------|----------|----------------|---------|-------|-------------|-----------|--------|
| Season | GP | Attend. | Avg. | Team | Avg. | Team | Sellouts | GP | Attend. | Avg. | GP | Attend. | Avg. |
| 1962-63 | 324 | 1,538,148 | 4,747 | Quebec | 6,529 | | | 23 | 131,554 | 5,720 | 347 | 1,669,702 | 4,812 |
| 1963-64 | 324 | 1,573,309 | 4,855 | Quebec | 8,043 | | | 17 | 115,505 | 6,794 | 341 | 1,688,814 | 4,953 |
| 1964-65 | 324 | 1,481,415 | 4,572 | Quebec | 7,538 | | | 24 | 146,375 | 6,099 | 348 | 1,627,790 | 4,678 |
| 1965-66 | 324 | 1,436,403 | 4,433 | Hershey | 6,029 | | | 21 | 103,623 | 4,934 | 345 | 1,540,026 | 4,464 |
| 1966-67 | 324 | 1,440,833 | 4,447 | Hershey | 6,445 | | | 23 | 128,692 | 5,595 | 347 | 1,569,525 | 4,523 |
| 1967-68 | 288 | 1,399,544 | 4,859 | Quebec | 6,034 | | | 24 | 141,478 | 5,895 | 312 | 1,541,022 | 4,939 |
| 1968-69 | 296 | 1,397,332 | 4,720 | Hershey | 6,035 | | | 25 | 135,563 | 5,432 | 321 | 1,532,895 | 4,775 |
| 1969-70 | 324 | 1,495,960 | 4,617 | Buffalo | 6,475 | | | 27 | 118,805 | 4,400 | 351 | 1,614,765 | 4,600 |
| 1970-71 | 288 | 1,301,919 | 4,520 | Hershey | 5,830 | | | 22 | 111,113 | 5,051 | 310 | 1,413,032 | 4,558 |
| 1971-72 | 418 | 2,054,710 | 4,915 | Boston | 11,208 | | | 36 | 206,798 | 5,744 | 454 | 2,261,508 | 4,981 |
| 1972-73 | 456 | 1,860,160 | 4,079 | Hershey | 5,883 | | | 36 | 156,882 | 4,358 | 492 | 2,017,042 | 4,100 |
| 1973-74 | 456 | 1,534,152 | 3,364 | Rochester | 5,710 | | | 35 | 180,834 | 5,167 | 491 | 1,714,986 | 3,493 |
| 1974-75 | 362 | 1,438,282 | 3,973 | Hershey | 5,825 | | | 41 | 180,006 | 4,390 | 403 | 1,618,288 | 4,016 |
| 1975-76 | 304 | 1,139,134 | 3,747 | Hershey | 5,778 | | | 20 | 80,404 | 4,020 | 324 | 1,219,538 | 3,764 |
| 1976-77 | 240 | 882,664 | 3,677 | Hershey | 4,663 | | | 18 | 74,900 | 4,161 | 258 | 957,564 | 3,711 |
| 1977-78 | 346 | 1,339,350 | 3,870 | Rochester | 4,653 | | | 26 | 108,856 | 4,187 | 372 | 1,448,206 | 3,893 |
| 1978-79 | 359 | 1,366,106 | 3,805 | Maine | 5,162 | | | 25 | 109,050 | 4,362 | 384 | 1,475,156 | 3,842 |
| 1979-80 | 399 | 1,540,084 | 3,859 | Maine | 5,416 | | | 37 | 215,470 | 5,824 | 436 | 1,755,554 | 4,027 |
| 1980-81 | 360 | 1,421,114 | 3,947 | Maine | 5,239 | | | 42 | 206,043 | 4,906 | 402 | 1,627,157 | 4,048 |
| 1981-82 | 440 | 1,694,500 | 3,851 | Maine | 5,001 | | | 33 | 164,314 | 4,979 | 473 | 1,858,814 | 3,930 |
| 1982-83 | 520 | 1,942,637 | 3,735 | Rochester | 5,468 | | | 40 | 193,214 | 4,830 | 560 | 2,135,851 | 3,814 |
| 1983-84 | 520 | 1,815,210 | 3,490 | Rochester | 5,522 | | | 41 | 194,718 | 4,749 | 561 | 2,009,928 | 3,583 |
| 1984-85 | 520 | 1,850,220 | 3,558 | Rochester | 6,390 | | | 36 | 135,559 | 3,766 | 556 | 1,985,779 | 3,572 |
| 1985-86 | 520 | 1,750,560 | 3,366 | Rochester | 6,079 | | | 40 | 152,012 | 3,800 | 560 | 1,902,572 | 3,397 |
| 1986-87 | 520 | 1,834,206 | 3,527 | Rochester | 6,053 | Rochester | 12 | 41 | 180,859 | 4,590 | 561 | 2,015,065 | 3,592 |
| 1987-88 | 560 | 1,982,763 | 3,540 | Rochester | 6,369 | Rochester | 15 | 35 | 143,202 | 4,091 | 595 | 2,125,965 | 3,573 |
| 1988-89 | 560 | 2,171,909 | 3,878 | Rochester | 6,394 | Adirondack | 19 | 38 | 180,798 | 4,758 | 598 | 2,352,707 | 3,934 |
| 1989-90 | 560 | 2,256,122 | 4,028 | Rochester | 6,507 | Cape Breton | 33 | 41 | 211,876 | 5,165 | 601 | 2,467,998 | 4,106 |
| 1990-91 | 600 | 2,315,938 | 3,859 | Rochester | 6,387 | Cape Breton | 36 | 41 | 183,225 | 4,469 | 641 | 2,499,163 | 3,899 |
| 1991-92 | 600 | 2,278,339 | 3,797 | Rochester | 6,070 | Cape Breton | 28 | 59 | 240,837 | 4,082 | 659 | 2,519,176 | 3,823 |
| 1992-93 | 640 | 2,578,272 | 4,028 | Providence | 9,279 | Cape Breton | 21 | 57 | 230,675 | 4,047 | 697 | 2,808,947 | 4,030 |
| 1993-94 | 640 | 2,759,545 | 4,311 | Providence | 9,203 | Portland | 16 | 58 | 234,819 | 4,049 | 698 | 2,994,364 | 4,290 |
| 1994-95 | 640 | 3,162,626 | 4,941 | Providence | 9,015 | Portland | 23 | 56 | 235,325 | 4,202 | 696 | 3,397,951 | 4,882 |
| 1995-96 | 720 | 3,429,200 | 4,762 | Providence | 7,874 | Syracuse | 18 | 74 | 327,721 | 4,429 | 794 | 3,756,921 | 4,732 |
| 1996-97 | 720 | 3,802,829 | 5,281 | Philadelphia | 9,182 | Syracuse | 11 | 76 | 415,712 | 5,470 | 796 | 4,218,541 | 5,300 |
| 1997-98 | 720 | 4,068,153 | 5,650 | Philadelphia | 11,809 | Hershey | 12 | 68 | 371,233 | 5,459 | 788 | 4,439,386 | 5,634 |
| 1998-99 | 760 | 4,149,750 | 5,460 | Philadelphia | 12,002 | Hershey | 14 | 69 | 326,116 | 4,726 | 829 | 4,475,866 | 5,399 |
| 1999-2000 | 760 | 4,311,307 | 5,672 | Philadelphia | 10,038 | W-B/Scranton | 26 | 70 | 348,524 | 4,979 | 830 | 4,659,831 | 5,614 |
| 2000-01 | 800 | 4,378,109 | 5,472 | Philadelphia | 8,571 | W-B/Scranton | 33 | 70 | 332,392 | 4,748 | 870 | 4,710,501 | 5,414 |
| 2001-02 | 1,080 | 6,366,996 | 5,895 | Philadelphia | 8,450 | W-B/Scranton | 39 | 81 | 323,424 | 3,993 | 1,161 | 6,690,420 | 5,763 |
| 2002-03 | 1,120 | 6,360,885 | 5,679 | Manchester | 8,986 | W-B/Scranton | 40 | 81 | 346,537 | 4,278 | 1,201 | 6,707,422 | 5,585 |
| 2003-04 | 1,120 | 6,266,152 | 5,594 | Manchester | 9,140 | W-B/Scranton | 40 | 93 | 370,760 | 3,986 | 1,213 | 6,636,912 | 5,471 |
| 2004-05 | 1,120 | 6,675,786 | 5,960 | Chicago | 9,209 | W-B/Scranton | 29 | 79 | 427,123 | 5,406 | 1,199 | 7,102,909 | 5,924 |
| 2005-06 | 1,080 | 5,926,660 | 5,487 | Manchester | 8,612 | W-B/Scranton | 21 | 84 | 375,370 | 4,469 | 1,164 | 6,302,030 | 5,414 |
| 2006-07 | 1,080 | 5,909,687 | 5,471 | Hershey | 8,671 | W-B/Scranton | 15 | 84 | 368,751 | 4,390 | 1,164 | 6,278,438 | 5,393 |
| 2007-08 | 1,160 | 6,112,703 | 5,269 | Hershey | 8,770 | W-B/Scranton | 10 | 88 | 372,476 | 4,232 | 1,248 | 6,485,179 | 5,196 |
| 2008-09 | 1,160 | 5,933,381 | 5,114 | Hershey | 8,987 | Hershey | 10 | 84 | 423,831 | 5,045 | 1,244 | 6,357,212 | 5,110 |
| 2009-10 | 1,160 | 5,915,480 | 5,099 | Hershey | 9,520 | Hershey | 14 | 84 | 350,245 | 4,170 | 1,244 | 6,265,725 | 5,037 |
| 2010-11 | 1,200 | 6,455,951 | 5,379 | Hershey | 9,800 | Hershey | 19 | 91 | 419,801 | 4,613 | 1,291 | 6,875,752 | 5,326 |
| 2011-12 | 1,140 | 6,426,934 | 5,637 | Hershey | 9,872 | St. John's | 38 | 67 | 327,353 | 4,885 | 1,207 | 6,754,287 | 5,595 |
| 2012-13 | 1,140 | 6,510,295 | 5,710 | Hershey | 10,046 | St. John's | 38 | 72 | 316,986 | 4,402 | 1,212 | 6,827,081 | 5,621 |
| 2013-14 | 1,140 | 6,158,350 | 5,402 | Hershey | 9,664 | St. John's | 38 | 73 | 333,258 | 4,565 | 1,213 | 6,491,608 | 5,351 |
| 2014-15 | 1,140 | 6,279,281 | 5,508 | Hershey | 9,791 | Utica | 27 | 71 | 309,567 | 4,360 | 1,211 | 6,588,848 | 5,440 |
| 2015-16 | 1,120 | 6,693,526 | *5,981 | Hershey | 9,789 | Utica | 38 | 67 | 436,437 | 6,513 | 1,187 | 7,129,963 | *6,011 |
| 2016-17 | 1,116 | 6,498,733 | 5,823 | Hershey | 9,309 | Utica | 38 | 76 | 457,672 | 6,022 | 1,192 | 6,956,405 | 5,835 |
| 2017-18 | 1,116 | 6,583,341 | *5,904 | San Diego | 9,305 | Utica | 38 | 66 | 378,008 | 5,727 | 1,182 | 6,961,349 | *5,894 |
| 2018-19 | 1,150 | 6,668,914 | 5,799 | San Diego | 9,021 | Utica | 38 | 71 | 435,723 | 6,136 | 1,221 | 7,104,637 | 5,823 |

*does not include one game (at Charlotte) closed to public

ALL-TIME REGULAR SEASON

| Rank | Attendance | Season |
|------|------------------|----------------|
| 1. | 6,693,526 | 2015-16 |
| 2. | 6,675,786 | 2004-05 |
| 3. | 6,668,914 | 2018-19 |
| 4. | 6,583,341 | 2017-18 |
| 5. | 6,510,295 | 2012-13 |

ALL-TIME REGULAR SEASON AVERAGE

| Rank | Average | Season |
|------|---------|---------|
| 1. | 5,981 | 2015-16 |
| 2. | 5,960 | 2004-05 |
| 3. | 5,904 | 2017-18 |
| 4. | 5,895 | 2001-02 |
| 5. | 5,823 | 2016-17 |

ALL-TIME SINGLE SEASON (REGULAR SEASON AND PLAYOFFS)

| Rank | Attendance | Season |
|------|------------------|----------------|
| 1. | 7,129,963 | 2015-16 |
| 2. | 7,104,637 | 2018-19 |
| 3. | 7,102,909 | 2004-05 |
| 4. | 6,961,349 | 2017-18 |
| 5. | 6,956,405 | 2016-17 |

ALL-TIME SINGLE SEASON AVERAGE (REGULAR SEASON AND PLAYOFFS)

| Rank | Average | Season |
|------|--------------|----------------|
| 1. | 6,011 | 2015-16 |
| 2. | 5,924 | 2004-05 |
| 3. | 5,894 | 2017-18 |
| 4. | 5,835 | 2016-17 |
| 5. | 5,823 | 2018-19 |



American Hockey League Head Coaches Register

| Name | Team | Years | Name | Team | Years | Name | Team | Years | Name | Team | Years | |
|----------------------|-------------------------------|-------|------------------|-------------------------------|---------------------------|------------------|------------------------------|-------------------------------|-----------------------|------------------------------|------------------------------|-------|
| Doug Adam | Rochester Americans (AHL) | 71-72 | Jared Bednar | Peoria Rivermen (AHL) | 10-12 | John Brophy | Hampton Gulls (AHL) | 77-78 | Don Cherry | Rochester Americans (AHL) | 71-74 | |
| Gary Agnew | Syracuse Crunch (AHL) | 00-06 | | Springfield Falcons (AHL) | 14-15 | | Nova Scotia Voyageurs (AHL) | 81-84 | | Boston Bruins (NHL) | 74-79 | |
| | Columbus Blue Jackets (NHL) | 06-07 | | Lake Erie Monsters (AHL) | 15-16 | | St. Catharines Saints (AHL) | 85-86 | | Colorado Rockies (NHL) | 79-80 | |
| | | | | Colorado Avalanche (NHL) | 16- | | Toronto Maple Leafs (NHL) | 86-89 | Dean Chynoweth | Lake Erie Monsters (AHL) | 12-15 | |
| Claire Alexander | St. Catharines Saints (AHL) | 84-86 | Frank Beisler | Buffalo Bisons (AHL) | 45-47 | Newell Brown | Adirondack Red Wings (AHL) | 92-96 | | San Antonio Rampage (AHL) | 15-16 | |
| Scott Allen | San Antonio Rampage (AHL) | 02-03 | | Washington Lions (AHL) | 48-49 | Mud Bruneteau | St. Louis Flyers (AHL) | 51-52 | Francis "King" Clancy | Montreal Maroons (NHL) | 37-38 | |
| | San Antonio Rampage (AHL) | 03-04 | | New Haven Ramblers (AHL) | 50-51 | Kelly Buchberger | Springfield Falcons (AHL) | 07-08 | | Cincinnati Mohawks (AHL) | 49-51 | |
| | Portland Pirates (AHL) | 15-16 | | Syracuse Warriors (AHL) | 51-54 | Tim Burke | Utica Devils (AHL) | 90-91 | | Pittsburgh Hornets (AHL) | 51-53 | |
| Dave Allison | PEI Senators (AHL) | 94-96 | Dan Belisle | Philadelphia Firebirds (AHL) | 77-78 | George Burnett | Cape Breton Oilers (AHL) | 92-94 | | Toronto Maple Leafs (NHL) | 53-56 | |
| | Ottawa Senators (NHL) | 95-96 | | Washington Capitals (NHL) | 78-80 | | Edmonton Oilers (NHL) | 94-95 | | Toronto Maple Leafs (NHL) | 71-72 | |
| | Milwaukee Admirals (AHL) | 01-02 | Bob Berry | Springfield Indians (AHL) | 77-78 | | Binghamton Rangers (AHL) | 95-97 | Aubrey "Dit" Clapper | Boston Bruins (NHL) | 45-49 | |
| | Iowa Stars (AHL) | 05-08 | | Los Angeles Kings (NHL) | 78-81 | Charlie Burns | New Haven Nighthawks (AHL) | 73-74 | | Buffalo Bisons (AHL) | 59-60 | |
| | Peoria Rivermen (AHL) | 12-13 | | Montreal Canadiens (NHL) | 81-84 | | Minnesota North Stars (NHL) | 74-75 | Cory Clouston | Binghamton Senators (AHL) | 07-09 | |
| Jim Anderson | Springfield Kings (AHL) | 69-70 | | Pittsburgh Penguins (NHL) | 84-87 | | Pat Burns | Sherbrooke Canadiens (AHL) | | Ottawa Senators (NHL) | 08-11 | |
| | Washington Capitals (NHL) | 74-75 | | St. Louis Blues (NHL) | 92-94 | | | Montreal Canadiens (NHL) | 87-88 | Danton Cole | Grand Rapids Griffins (AHL) | 02-05 |
| | Springfield Indians (AHL) | 75-76 | Craig Berube | Philadelphia Phantoms (AHL) | 06-07 | | | Montreal Canadiens (NHL) | 88-92 | Jeremy Colliton | Rockford IceHogs (AHL) | 17-19 |
| John Anderson | Chicago Wolves (AHL) | 01-08 | | Philadelphia Phantoms (AHL) | 07-08 | | | Toronto Maple Leafs (NHL) | 92-90 | | Chicago Blackhawks (NHL) | 18- |
| | Atlanta Thrashers (NHL) | 08-10 | | Philadelphia Flyers (NHL) | 13-15 | | | Boston Bruins (NHL) | 97-00 | Neil Colville | New Haven Ramblers (AHL) | 48-50 |
| | Chicago Wolves (AHL) | 13-16 | | Chicago Wolves (AHL) | 16-17 | | | New Jersey Devils (NHL) | 02-05 | Marcel Comeau | New Haven Nighthawks (AHL) | 89-91 |
| Tommy Anderson | Pittsburgh Hornets (AHL) | 50-51 | | St. Louis Blues (NHL) | 18- | Eddie Bush | Pittsburgh Hornets (AHL) | 65-66 | Pat Conacher | Utah Grizzlies (AHL) | 04-05 | |
| Lou Angotti | St. Louis Blues (NHL) | 73-75 | Nick Beverley | New Haven Nighthawks (AHL) | 81-85 | | Quebec Aces (AHL) | 70-71 | | San Antonio Rampage (AHL) | 05-07 | |
| | New Brunswick Hawks (AHL) | 79-80 | | Toronto Maple Leafs (NHL) | 95-96 | | Richmond Robins (AHL) | 71-72 | Kevin Constantine | San Jose Sharks (NHL) | 93-96 | |
| | Erie Blades (AHL) | 81-82 | Pat Bingham | Bridgeport Sound Tigers (AHL) | 10-11 | | Kansas City Scouts (NHL) | 75-76 | | Pittsburgh Penguins (NHL) | 97-00 | |
| | Baltimore Skipjacks (AHL) | 82-83 | | Hector "Toe" Blake | Buffalo Bisons (AHL) | 48-49 | Jack Butterfield | Springfield Indians (AHL) | 65-66 | | New Jersey Devils (NHL) | 01-02 |
| | Pittsburgh Penguins (NHL) | 83-84 | | Montreal Canadiens (NHL) | 55-68 | | Springfield Indians (AHL) | 65-66 | | Houston Aeros (AHL) | 07-10 | |
| Frank Anzalone | Newmarket Saints (AHL) | 90-91 | Jeff Blashill | Grand Rapids Griffins (AHL) | 12-15 | Dan Bylsma | W-B/Scranton Penguins (AHL) | 08-09 | Bill Cook | Cleveland Barons (AHL) | 37-43 | |
| | Lowell Lock Monsters (AHL) | 98-99 | | Detroit Red Wings (NHL) | 15- | | Pittsburgh Penguins (NHL) | 08-14 | | New York Rangers (NHL) | 51-53 | |
| Bill Armstrong | Providence Bruins (AHL) | 00-02 | Ron Boehm | Boston Braves (AHL) | 72-73 | | Buffalo Sabres (NHL) | 15-17 | Fred "Bun" Cook | Providence Reds (AHL) | 37-43 | |
| Tim Army | Portland Pirates (AHL) | 02-05 | Paulin Bordeleau | Halifax Citadels (AHL) | 89-90 | Dave Cameron | Binghamton Senators (AHL) | 04-07 | | Cleveland Barons (AHL) | 43-56 | |
| | Iowa Wild (AHL) | 18- | | Fredericton Canadiens (AHL) | 90-97 | | Ottawa Senators (NHL) | 14-16 | Carson Cooper | Cleveland Falcons (AHL) | 36-37 | |
| Scott Arniel | Manitoba Moose (AHL) | 06-10 | Joel Bouchard | Laval Rocket (AHL) | 18- | Colin Campbell | Binghamton Rangers (AHL) | 92-93 | Jon Cooper | Norfolk Admirals (AHL) | 10-12 | |
| | Columbus Blue Jackets (NHL) | 10-12 | | George Boucher | Springfield Indians (AHL) | 36-38 | | New York Rangers (NHL) | 94-98 | | Syracuse Crunch (AHL) | 12-13 |
| | Chicago Wolves (AHL) | 12-13 | | Boston Bruins (NHL) | 49-50 | | Jack Capuano | Bridgeport Sound Tigers (AHL) | 07-11 | | Tampa Bay Lightning (NHL) | 12- |
| Larry Aurie | Pittsburgh Hornets (AHL) | 38-44 | Guy Boucher | Hamilton Bulldogs (AHL) | 09-10 | | New York Islanders (NHL) | 10-17 | Billy Coutu | New Haven Eagles (AHL) | 37-38 | |
| Mike Babcock | Cincinnati Mighty Ducks (AHL) | 00-02 | | Tampa Bay Lightning (NHL) | 10-13 | Spencer Carbery | Hershey Bears (AHL) | 18- | Danny Cox | Philadelphia Ramblers (AHL) | 41-42 | |
| | Mighty Ducks of Anaheim (NHL) | 02-05 | | Ottawa Senators (NHL) | 16-19 | Randy Carlyle | Manitoba Moose (AHL) | 04-05 | Johnny Crawford | Hershey Bears (AHL) | 50-52 | |
| | Detroit Red Wings (NHL) | 05-15 | Bruce Boudreau | Lowell Lock Monsters (AHL) | 99-01 | | Anaheim [Mighty] Ducks (NHL) | 05-12 | | Providence Reds (AHL) | 55-60 | |
| | Toronto Maple Leafs (NHL) | 15- | | Manchester Monarchs (AHL) | 01-05 | | Toronto Maple Leafs (NHL) | 11-15 | | Rochester Americans (AHL) | 61-62 | |
| Drew Bannister | San Antonio Rampage (AHL) | 18- | | Hershey Bears (AHL) | 05-08 | Ron Caron | Anaheim Ducks (NHL) | 16-19 | | Baltimore Clippers (AHL) | 64-66 | |
| Bill Barber | Hershey Bears (AHL) | 84-85 | | Washington Capitals (NHL) | 07-12 | | Nova Scotia Voyageurs (AHL) | 70-71 | Lou Crawford | St. John's Maple Leafs (AHL) | 00-03 | |
| | Hershey Bears (AHL) | 95-96 | | Anaheim Ducks (NHL) | 11-16 | Bob Carpenter | Albany River Rats (AHL) | 01-02 | Marc Crawford | Fredericton Express (AHL) | 87-88 | |
| | Philadelphia Phantoms (AHL) | 96-00 | | Minnesota Wild (NHL) | 16- | | Doug Carpenter | New Brunswick Hawks (AHL) | 80-81 | | St. John's Maple Leafs (AHL) | 91-94 |
| | Philadelphia Flyers (NHL) | 00-02 | Rick Bowness | Sherbrooke Jets (AHL) | 82-83 | | | St. Catharines Saints (AHL) | 82-84 | | Quebec Nordiques (NHL) | 94-95 |
| Doug Barkley | Detroit Red Wings (NHL) | 70-72 | | Moncton Hawks (AHL) | 87-89 | | | New Jersey Devils (NHL) | 84-88 | | Colorado Avalanche (NHL) | 95-98 |
| | Virginia Red Wings (AHL) | 71-73 | | Winnipeg Jets (NHL) | 88-89 | | | Halifax Citadels (AHL) | 88-89 | | Vancouver Canucks (NHL) | 99-06 |
| | Virginia Red Wings (AHL) | 74-75 | | Winnipeg Jets (NHL) | 88-89 | | | Toronto Maple Leafs (NHL) | 89-91 | | Los Angeles Kings (NHL) | 06-08 |
| Dave Baseggio | Bridgeport Sound Tigers (AHL) | 05-06 | | Maine Mariners (AHL) | 89-91 | | | Halifax Citadels (AHL) | 88-89 | | Dallas Stars (NHL) | 09-11 |
| | Peoria Rivermen (AHL) | 06-08 | | Boston Bruins (NHL) | 91-92 | | | New Haven Nighthawks (AHL) | 91-92 | | Ottawa Senators (NHL) | 18-19 |
| Aldege "Baz" Bastien | Pittsburgh Hornets (AHL) | 49-50 | Yank Boyd | Providence Reds (AHL) | 44-46 | Bruce Cassidy | Grand Rapids Griffins (AHL) | 01-02 | Pierre Creamer | Sherbrooke Canadiens (AHL) | 84-87 | |
| | Pittsburgh Hornets (AHL) | 53-54 | | Walter "Turk" Broda | Quebec Aces (AHL) | 69-70 | | Washington Capitals (NHL) | 02-04 | | Pittsburgh Penguins (NHL) | 87-88 |
| | Pittsburgh Hornets (AHL) | 61-62 | Herb Brooks | New York Rangers (NHL) | 81-85 | | Providence Bruins (AHL) | 11-16 | Dave Creighton | Providence Reds (AHL) | 66-70 | |
| | Pittsburgh Hornets (AHL) | 66-67 | | Minnesota North Stars (NHL) | 87-88 | | Boston Bruins (NHL) | 16- | | | | |
| Paul Baxter | Saint John Flames (AHL) | 95-97 | | Utica Devils (AHL) | 91-92 | Chadd Cassidy | Rochester Americans (AHL) | 12-15 | | | | |
| | | | | New Jersey Devils (NHL) | 92-93 | | Art Chapman | Buffalo Bisons (AHL) | 42-45 | | | |
| | | | | Pittsburgh Penguins (NHL) | 99-00 | | | | | | | |
| | | | | Rhode Island Reds (AHL) | 76-77 | | | | | | | |



American Hockey League Head Coaches Register

| Name | Team | Years | Name | Team | Years | Name | Team | Years | Name | Team | Years |
|------------------------|------------------------------|-------|-------------------|---------------------------------|-------|-------------------|-----------------------------|-------|------------------|-------------------------------|-------|
| Bob Hartley | Cornwall Aces (AHL) | 94-96 | Greg Ireland | Grand Rapids Griffins (AHL) | 04-07 | Kris Knoblauch | Hartford Wolf Pack (AHL) | 19- | Rick Ley | Binghamton Whalers (AHL) | 82-83 |
| | Hershey Bears (AHL) | 96-98 | | San Antonio Rampage (AHL) | 07-10 | | | | | Hartford Whalers (NHL) | 89-91 |
| | Colorado Avalanche (NHL) | 98-03 | Ivan Irwin | Providence Reds (AHL) | 65-66 | Rick Kowalsky | Albany Devils (AHL) | 10-17 | | Vancouver Canucks (NHL) | 94-96 |
| | Atlanta Thrashers (NHL) | 02-08 | | | | | Binghamton Devils (AHL) | 17-18 | Ron Low | Nova Scotia Oilers (AHL) | 87-88 |
| | Calgary Flames (NHL) | 12-16 | Tom Ivan | Indianapolis Capitals (AHL) | 46-47 | Steve Kraftcheck | Rochester Americans (AHL) | 58-61 | | Cape Breton Oilers (AHL) | 88-89 |
| Mike Haviland | Norfolk Admirals (AHL) | 05-07 | | Detroit Red Wings (NHL) | 47-54 | | | | | Edmonton Oilers (NHL) | 95-99 |
| | Rochford IceHogs (AHL) | 07-08 | | Chicago Blackhawks (NHL) | 56-58 | Rich Kromm | Carolina Monarchs (AHL) | 95-97 | | New York Rangers (NHL) | 00-02 |
| | Hershey Bears (AHL) | 13-14 | Doug Jarvis | Binghamton Whalers (AHL) | 87-88 | Mark Kumpel | Portland Pirates (AHL) | 98-99 | Steve Ludzik | Tampa Bay Lightning (NHL) | 99-01 |
| Don Hay | Phoenix Coyotes (NHL) | 96-97 | | Hamilton Bulldogs (AHL) | 03-05 | | | | | San Antonio Rampage (AHL) | 03-04 |
| | Calgary Flames (NHL) | 00-01 | Larry Jeffrey | Virginia Wings (AHL) | 71-72 | Orland Kurtenbach | Vancouver Canucks (NHL) | 76-78 | | San Antonio Rampage (AHL) | 04-05 |
| | Utah Grizzlies (AHL) | 01-04 | | Fredericton Express (AHL) | 83-85 | | Springfield Indians (AHL) | 82-83 | Al MacAdam | St. John's Maple Leafs (AHL) | 97-00 |
| Ott Heller | Indianapolis Capitals (AHL) | 48-52 | Earl Jessiman | Fredericton Express (AHL) | 83-85 | Walt Kyle | Baltimore Bandits (AHL) | 95-96 | Don MacAdam | Cape Breton Oilers (AHL) | 89-92 |
| Murray Henderson | Hershey Bears (AHL) | 52-56 | Clement Jodoin | Halifax Citadels (AHL) | 90-92 | | Hamilton Bulldogs (AHL) | 98-00 | | New Haven Senators (AHL) | 92-93 |
| Lorne Henning | Springfield Indians (AHL) | 84-85 | | Hamilton Bulldogs (AHL) | 11-12 | Rob Laird | Baltimore Skipjacks (AHL) | 90-92 | | P.E.I. Senators (AHL) | 93-94 |
| | Minnesota North Stars (NHL) | 85-87 | "Ching" Johnson | Washington Lions (AHL) | 41-43 | | Moncton Hawks (AHL) | 92-94 | Blair MacDonald | Fredericton Express (AHL) | 87-88 |
| | New York Islanders (NHL) | 94-95 | Jim Johnson | Norfolk Admirals (AHL) | 09-10 | Derek Lalonde | Iowa Wild (AHL) | 16-18 | Parker MacDonald | Cleveland Barons (AHL) | 70-71 |
| | New York Islanders (NHL) | 00-01 | Eddie Johnston | New Brunswick Hawks (AHL) | 78-79 | | | | | New Haven Nighthawks (AHL) | 72-74 |
| Ian Herbers | Milwaukee Admirals (AHL) | 11-12 | | Chicago Blackhawks (NHL) | 79-80 | Mark Lamb | Tucson Roadrunners (AHL) | 16-17 | | Minnesota North Stars (NHL) | 73-74 |
| Phil Hergesheimer | Philadelphia Rockets (AHL) | 46-47 | | Pittsburgh Penguins (NHL) | 80-83 | Dan Lambert | Rochester Americans (AHL) | 16-17 | Fleming Mackell | Quebec Aces (AHL) | 60-61 |
| Pat Hickey | New Haven Nighthawks (AHL) | 90-91 | | Pittsburgh Penguins (NHL) | 93-97 | Lane Lambert | Milwaukee Admirals (AHL) | 07-11 | Cail MacLean | Stockton Heat (AHL) | 18- |
| Al Hill | Binghamton Rangers (AHL) | 93-95 | Claude Julien | Hamilton Bulldogs (AHL) | 00-03 | Gord Lane | Springfield Indians (AHL) | 87-88 | Doug MacLean | Baltimore Skipjacks (AHL) | 89-90 |
| Norm Himes | New Haven Eagles (AHL) | 36-37 | | Montreal Canadiens (NHL) | 02-06 | | | | | Florida Panthers (NHL) | 95-97 |
| Lionel (Fred) Hitchman | Springfield Indians (AHL) | 38-39 | | New Jersey Devils (NHL) | 06-07 | Ron Lapointe | Fredericton Express (AHL) | 86-88 | John MacLean | Columbus Blue Jackets (NHL) | 02-04 |
| Mark Holick | Syracuse Crunch (AHL) | 10-12 | | Boston Bruins (NHL) | 07-17 | | Quebec Nordiques (NHL) | 87-89 | | Lowell Devils (AHL) | 09-10 |
| Peter Horachek | Milwaukee Admirals (AHL) | 02-03 | Max Kaminsky | Pittsburgh Hornets (AHL) | 44-47 | Claude Larose | Binghamton Whalers (AHL) | 88-89 | Al MacNeil | New Jersey Devils (NHL) | 10-11 |
| | San Antonio Rampage (AHL) | 13-14 | Steve Kasper | Providence Bruins (AHL) | 94-95 | Brad Larsen | Springfield Falcons (AHL) | 12-14 | | Montreal Voyageurs (AHL) | 69-70 |
| | Florida Panthers (NHL) | 13-14 | | Boston Bruins (NHL) | 95-97 | Eric Lavigne | Quebec Citadelles (AHL) | 00-02 | | Montreal Canadiens (NHL) | 70-71 |
| | Toronto Maple Leafs (NHL) | 14-15 | Mike Keenan | Rochester Americans (AHL) | 80-83 | Peter Laviolette | Providence Bruins (AHL) | 98-00 | Craig MacTaavish | Nova Scotia Voyageurs (AHL) | 71-77 |
| Kerry Huffman | Lehigh Valley Phantoms (AHL) | 18-19 | | Philadelphia Flyers (NHL) | 84-88 | | New York Islanders (NHL) | 01-03 | | Atlanta Flames (NHL) | 79-80 |
| Donnie Hughes | Pittsburgh Hornets (AHL) | 36-38 | | Chicago Blackhawks (NHL) | 88-92 | | Carolina Hurricanes (NHL) | 03-09 | John Madden | Calgary Flames (NHL) | 80-82 |
| Jim Hughes | Manchester Monarchs (AHL) | 05-06 | | New York Rangers (NHL) | 93-94 | | Philadelphia Flyers (NHL) | 09-14 | Bill Mahoney | Calgary Flames (NHL) | 02-03 |
| Curtis Hunt | Binghamton Senators (AHL) | 08-09 | | St. Louis Blues (NHL) | 94-97 | | Nashville Predators (NHL) | 14- | | Edmonton Oilers (NHL) | 00-09 |
| Fred Hunt | Buffalo Bisons (AHL) | 58-59 | Rick Kehoe | Pittsburgh Penguins (NHL) | 01-03 | Derek Laxdal | Texas Stars (AHL) | 14- | | Chicago Wolves (AHL) | 11-12 |
| | Buffalo Bisons (AHL) | 66-67 | | W-B/Scranton Penguins (AHL) | 05-06 | Jay Leach | Springfield Indians (AHL) | 91-93 | Bill Mahoney | Adirondack Red Wings (AHL) | 82-83 |
| Mark Hunter | St. John's Maple Leafs (AHL) | 96-97 | Pat Kelly | Colorado Rockies (NHL) | 77-79 | | Hershey Bears (AHL) | 93-96 | | Minnesota North Stars (NHL) | 83-85 |
| Ryan Huska | Adirondack Flames (AHL) | 14-15 | | Rochester Americans (AHL) | 78-79 | Jay Leach | W-B/Scranton Penguins (AHL) | 15-16 | Peter Mahovich | Cape Breton Oilers (AHL) | 94-95 |
| | Stockton Heat (AHL) | 15-18 | | Binghamton Broome Dusters (AHL) | 79-80 | | Providence Bruins (AHL) | 17- | Troy Mann | Hershey Bears (AHL) | 14-18 |
| John Hynes | W-B/Scranton Penguins (AHL) | 10-15 | Walter Kilrea | Philadelphia Rockets (AHL) | 47-49 | J.P. LeBlanc | Adirondack Red Wings (AHL) | 79-80 | | Belleville Senators (AHL) | 18- |
| | New Jersey Devils (NHL) | 15- | Derek King | Rockford IceHogs (AHL) | 18- | | Adirondack Red Wings (AHL) | 80-81 | Moe Mantha | Baltimore Bandits (AHL) | 96-97 |
| "Punch" Imlach | Springfield Indians (AHL) | 56-57 | Geordie Kinnear | Springfield Thunderbirds (AHL) | 16- | Albert Leduc | Providence Reds (AHL) | 36-37 | | Cincinnati Mighty Ducks (AHL) | 97-00 |
| | Toronto Maple Leafs (NHL) | 58-59 | Bobby Kirk | Buffalo Bisons (AHL) | 58-59 | Sylvain Lefebvre | Hamilton Bulldogs (AHL) | 12-15 | Jack Markle | Syracuse Stars (AHL) | 39-40 |
| | Buffalo Sabres (NHL) | 70-72 | Larry Kish | Binghamton Broome Dusters (AHL) | 77-78 | | St. John's IceCaps (AHL) | 15-17 | Dan Marshall | Bridgeport Sound Tigers (AHL) | 06-07 |
| | Toronto Maple Leafs (NHL) | 79-81 | | Springfield Indians (AHL) | 79-80 | Bob Lemieux | Laval Rocket (AHL) | 17-18 | Jacques Martin | St. Louis Blues (NHL) | 86-88 |
| Billy Inglis | Buffalo Sabres (NHL) | 78-79 | | Binghamton Whalers (AHL) | 80-82 | | Virginia Red Wings (AHL) | 73-74 | | Cornwall Aces (AHL) | 93-94 |
| | Rochester Americans (AHL) | 79-80 | Kurt Kleinendorst | Hartford Whalers (NHL) | 82-83 | Pit Lepine | New Haven Eagles (AHL) | 38-39 | | Ottawa Senators (NHL) | 95-04 |
| Gary Inness | Hershey Bears (AHL) | 81-85 | | Nova Scotia Oilers (AHL) | 84-87 | | Montreal Canadiens (NHL) | 39-40 | | Florida Panthers (NHL) | 04-08 |
| | | | | Lowell Devils (AHL) | 06-09 | Don Lever | Rochester Americans (AHL) | 90-92 | Frank Mathers | Hershey Bears (AHL) | 53-73 |
| | | | | Binghamton Senators (AHL) | 10-12 | | Hamilton Bulldogs (AHL) | 05-09 | | Hershey Bears (AHL) | 84-85 |
| | | | | Iowa Wild (AHL) | 13-15 | Herb Lewis | Chicago Wolves (AHL) | 09-11 | Dick Mattiussi | Rochester Americans (AHL) | 74-76 |
| | | | | Binghamton Senators (AHL) | 16-17 | | Indianapolis Capitals (AHL) | 39-43 | | | |
| | | | | Belleville Senators (AHL) | 17-18 | | | | | | |



American Hockey League Head Coaches Register

| Name | Team | Years | Name | Team | Years | Name | Team | Years | Name | Team | Years |
|-------------------|--------------------------------|-------|-----------------|-------------------------------|-------|-----------------|-------------------------------|-------|------------------|-----------------------------|-------|
| Paul Maurice | Hartford Whalers (NHL) | 96-97 | Mike Milbury | Maine Mariners (AHL) | 87-89 | John O'Flaherty | Rochester Americans (AHL) | 70-71 | Dean Prentice | New Haven Nighthawks (AHL) | 74-75 |
| | Carolina Hurricanes (NHL) | 97-04 | | Boston Bruins (NHL) | 89-91 | | | | | | |
| | Toronto Marlies (AHL) | 05-06 | | New York Islanders (NHL) | 95-97 | John Paddock | Maine Mariners (AHL) | 81-82 | Bill Purcell | Adirondack Red Wings (AHL) | 79-80 |
| | Toronto Maple Leafs (NHL) | 06-08 | | New York Islanders (NHL) | 98-99 | | Maine Mariners (AHL) | 83-85 | | | |
| | Carolina Hurricanes (NHL) | 08-12 | Bill Mitchell | Springfield Indians (AHL) | 55-56 | | Hershey Bears (AHL) | 85-89 | Jeff Pyle | Texas Stars (AHL) | 11-12 |
| | Winnipeg Jets (NHL) | 13- | | | | | Binghamton Rangers (AHL) | 90-91 | | | |
| Wayne Maxner | Adirondack Red Wings (AHL) | 80-81 | Herb Mitchell | Hershey Bears (AHL) | 38-41 | | Winnipeg Jets (NHL) | 91-95 | Joel Quenneville | Springfield Indians (AHL) | 93-94 |
| | Detroit Red Wings (NHL) | 80-82 | | | | | Hartford Wolf Pack (AHL) | 99-02 | | St. Louis Blues (NHL) | 97-04 |
| Keith McCambridge | St. John's IceCaps (AHL) | 11-15 | Johnny Mitchell | Springfield Indians (AHL) | 38-42 | | Binghamton Senators (AHL) | 02-05 | | Colorado Avalanche (NHL) | 04-08 |
| | Manitoba Moose (AHL) | 15-16 | | Providence Reds (AHL) | 43-44 | | Ottawa Senators (NHL) | 07-08 | | Chicago Blackhawks (NHL) | 08-19 |
| | Hartford Wolf Pack (AHL) | 17-19 | | St. Louis Flyers (AHL) | 50-51 | | Philadelphia Phantoms (AHL) | 08-09 | | Florida Panthers (NHL) | 19- |
| | | | | | | | Adirondack Phantoms (AHL) | 10-11 | | | |
| Bob McCammon | Maine Mariners (AHL) | 77-82 | Lorne Molleken | Cape Breton Oilers (AHL) | 95-96 | Pierre Page | Moncton Golden Flames (AHL) | 84-85 | David Quinn | Lake Erie Monsters (AHL) | 09-12 |
| | Philadelphia Flyers (NHL) | 78-79 | | Hamilton Bulldogs (AHL) | 96-98 | | Minnesota North Stars (NHL) | 88-90 | | New York Rangers (NHL) | 18- |
| | Philadelphia Flyers (NHL) | 81-84 | | Chicago Blackhawks (NHL) | 98-00 | | Quebec Nordiques (NHL) | 91-94 | | | |
| | Vancouver Canucks (NHL) | 87-91 | | | | | Calgary Flames (NHL) | 95-97 | Pat Quinn | Maine Mariners (AHL) | 78-79 |
| Kevin McCarthy | Hershey Bears (AHL) | 89-90 | Mark Morris | Manchester Monarchs (AHL) | 06-14 | | Mighty Ducks of Anaheim (NHL) | 97-98 | | Philadelphia Flyers (NHL) | 78-82 |
| | Springfield Falcons (AHL) | 95-97 | | Charlotte Checkers (AHL) | 15-16 | Michel Parizeau | Syracuse Firebirds (AHL) | 79-80 | | Los Angeles Kings (NHL) | 84-87 |
| | Beast of New Haven (AHL) | 97-99 | | | | | | | | Vancouver Canucks (NHL) | 91-94 |
| Brian McCutcheon | Rochester Americans (AHL) | 97-00 | Jim Morrison | Baltimore Clippers (AHL) | 72-75 | | | | | | 96-96 |
| | | | | | | | | | | | 98-06 |
| Bucko McDonald | Rochester Americans (AHL) | 58-59 | John Mowers | Indianapolis Capitals (AHL) | 47-48 | | | | | | 09-10 |
| | | | | | | | | | | | |
| Ryan McGill | Hartford Wolf Pack (AHL) | 02-05 | John Muckler | Minnesota North Stars (NHL) | 68-69 | Glenn Patrick | W-B/Scranton Penguins (AHL) | 99-03 | Ron Racette | Sherbrooke Jets (AHL) | 83-84 |
| | Omaha Ak-Sar-Ben Knights (AHL) | 05-07 | | Cleveland Barons (AHL) | 70-72 | | | | | | |
| | Quad City Flames (AHL) | 07-09 | | Jacksonville Barons (AHL) | 72-73 | Lynn Patrick | New Haven Ramblers (AHL) | 46-49 | Matt Ravlich | Boston Braves (AHL) | 72-74 |
| E.J. McGuire | Maine Mariners (AHL) | 91-92 | | Providence/R.I. Reds (AHL) | 73-77 | | New York Rangers (NHL) | 48-50 | | | |
| | Hartford Wolf Pack (AHL) | 97-99 | | Edmonton Oilers (NHL) | 89-91 | | Boston Bruins (NHL) | 50-55 | Terry Reardon | Providence Reds (AHL) | 47-53 |
| Jack McIlhargey | Hamilton Canucks (AHL) | 92-94 | | Buffalo Sabres (NHL) | 91-95 | | St. Louis Blues (NHL) | 74-76 | | Baltimore Clippers (AHL) | 65-68 |
| | Syracuse Crunch (AHL) | 94-99 | | New York Rangers (NHL) | 98-00 | | | | | Baltimore Clippers (AHL) | 70-73 |
| Doug McKay, Jr. | Binghamton Whalers (AHL) | 89-90 | Joe Mullen | W-B/Scranton Penguins (AHL) | 05-06 | | | | | Baltimore Clippers (AHL) | 75-76 |
| | | | | | | | | | | | |
| Doug McKay, Sr. | Adirondack Red Wings (AHL) | 81-82 | Kirk Muller | Milwaukee Admirals (AHL) | 11-12 | Davis Payne | Peoria Rivermen (AHL) | 08-10 | Billy Reay | Rochester Americans (AHL) | 56-57 |
| | | | | Carolina Hurricanes (NHL) | 11-14 | | St. Louis Blues (NHL) | 09-12 | | Buffalo Bisons (AHL) | 61-63 |
| Todd McLellan | Houston Aeros (AHL) | 01-05 | Al Murray | Springfield Indians (AHL) | 65-66 | | | | | | |
| | San Jose Sharks (NHL) | 08-15 | | | | | | | | | |
| | Edmonton Oilers (NHL) | 15-19 | Bryan Murray | Hershey Bears (AHL) | 80-82 | Scott Pellerin | Bridgeport Sound Tigers (AHL) | 12-14 | Larry Regan | Pittsburgh Hornets (AHL) | 61-62 |
| | Los Angeles Kings (NHL) | 19- | | Washington Capitals (NHL) | 81-90 | | | | | Los Angeles Kings (NHL) | 70-72 |
| Rollie McLenahan | Rochester Americans (AHL) | 57-58 | | Detroit Red Wings (NHL) | 90-93 | Don Penniston | Hershey Bears (AHL) | 45-50 | Todd Reiden | W-B/Scranton Penguins (AHL) | 08-10 |
| | | | | Florida Panthers (NHL) | 97-98 | | | | | Washington Capitals (NHL) | 18- |
| Marty McSorley | Springfield Falcons (AHL) | 02-04 | | Mighty Ducks of Anaheim (NHL) | 01-02 | Don Perry | New Haven Nighthawks (AHL) | 81-82 | Todd Richards | W-B/Scranton Penguins (AHL) | 06-08 |
| | | | | Ottawa Senators (NHL) | 04-07 | | Los Angeles Kings (NHL) | 81-84 | | Minnesota Wild (NHL) | 09-11 |
| Tom McVie | Washington Capitals (NHL) | 75-78 | | Ottawa Senators (NHL) | 07-08 | | New Haven Nighthawks (AHL) | 87-88 | | Columbus Blue Jackets (NHL) | 11-16 |
| | Winnipeg Jets (NHL) | 79-81 | Rob Murray | Providence Bruins (AHL) | 08-11 | Bill Peters | Rockford IceHogs (AHL) | 08-11 | Luke Richardson | Binghamton Senators (AHL) | 12-16 |
| | Maine Mariners (AHL) | 82-84 | | | | | Carolina Hurricanes (NHL) | 14-18 | | | |
| | New Jersey Devils (NHL) | 83-84 | | | | | Calgary Flames (NHL) | 18- | Jack Riley | Washington Lions (AHL) | 47-48 |
| | Maine Mariners (AHL) | 84-87 | | | | | | | | Rochester Americans (AHL) | 60-61 |
| | Utica Devils (AHL) | 87-91 | | | | | | | | | |
| | New Jersey Devils (NHL) | 90-92 | | | | | | | | | |
| | Providence Bruins (AHL) | 97-98 | | | | | | | | | |
| Howie Meeker | Pittsburgh Hornets (AHL) | 54-56 | | | | | | | | | |
| Gerry Melnyk | Maine Mariners (AHL) | 81-82 | | | | | | | | | |
| Barry Melrose | Adirondack Red Wings (AHL) | 89-92 | | | | | | | | | |
| | Los Angeles Kings (NHL) | 92-95 | | | | | | | | | |
| | Tampa Bay Lightning (NHL) | 08-09 | | | | | | | | | |
| Leigh Mendelson | Norfolk Admirals (AHL) | 09-10 | | | | | | | | | |
| Glenn Merkosky | Adirondack Red Wings (AHL) | 96-99 | | | | | | | | | |
| Doug Messier | Moncton Alpines (AHL) | 82-84 | | | | | | | | | |
| Rudy Migay | Rochester Americans (AHL) | 62-63 | | | | | | | | | |
| | Baltimore Clippers (AHL) | 69-70 | | | | | | | | | |



American Hockey League Head Coaches Register

| Name | Team | Years | Name | Team | Years | Name | Team | Years | Name | Team | Years |
|---------------------|-------------------------------|-------|------------------------|---------------------------------|-------|-----------------------|-----------------------------|-------|------------------------|-------------------------------|-------|
| Joe Sacco | Lake Erie Monsters (AHL) | 07-09 | Fred Stanfield | Hershey Bears (AHL) | 78-79 | Cecil "Tiny" Thompson | Buffalo Bisons (AHL) | 40-42 | Phil Watson | New York Rangers (NHL) | 55-60 |
| | Colorado Avalanche (NHL) | 09-13 | | | | | | | | Providence Reds (AHL) | 60-61 |
| Frank St. Marseille | Nova Scotia Voyageurs (AHL) | 77-79 | Vic Stasiuk | Pittsburgh Hornets (AHL) | 63-65 | Rocky Thompson | Chicago Wolves (AHL) | 17- | | Boston Bruins (NHL) | 61-63 |
| | | | | Quebec Aces (AHL) | 67-69 | | | | | Buffalo Bisons (AHL) | 64-66 |
| Kjell Samuelsson | Philadelphia Phantoms (AHL) | 06-07 | | Philadelphia Flyers (NHL) | 69-71 | Jerry Toppazzini | Springfield Kings (AHL) | 72-74 | Tom Watt | Winnipeg Jets (NHL) | 81-84 |
| | | | | California Seals (NHL) | 71-72 | | | | | Vancouver Canucks (NHL) | 85-87 |
| Ulf Samuelsson | Charlotte Checkers (AHL) | 16-17 | Pete Stembowski | Vancouver Canucks (NHL) | 72-73 | John Torchetti | San Antonio Rampage (AHL) | 02-03 | | Toronto Maple Leafs (NHL) | 90-92 |
| | | | | Springfield Indians (AHL) | 78-79 | | Florida Panthers (NHL) | 03-04 | | St. John's Maple Leafs (AHL) | 94-96 |
| Doug Sauter | Springfield Indians (AHL) | 83-84 | John Stevens | Philadelphia Phantoms (AHL) | 00-06 | | Los Angeles Kings (NHL) | 05-06 | Chuck Weber | Rochester Americans (AHL) | 10-11 |
| | | | | Philadelphia Flyers (NHL) | 06-10 | | Houston Aeros (AHL) | 11-13 | | San Antonio Rampage (AHL) | 11-13 |
| Tony Savage | Providence Reds (AHL) | 46-47 | | Los Angeles Kings (NHL) | 11-12 | John Tortorella | Iowa Wild (AHL) | 14-16 | | | |
| | | | | Los Angeles Kings (NHL) | 17-19 | | Minnesota Wild (NHL) | 15-16 | Tom Webster | Adirondack Red Wings (AHL) | 79-81 |
| Andre Savard | Fredericton Express (AHL) | 85-87 | Bill Stewart | Saint John Flames (AHL) | 97-98 | | | | | Springfield Indians (AHL) | 81-82 |
| | Quebec Nordiques (NHL) | 87-88 | | New York Islanders (NHL) | 98-99 | | | | | New York Rangers (NHL) | 86-87 |
| | | | | | | | | | | Los Angeles Kings (NHL) | 89-92 |
| Jim Schoenfeld | Rochester Americans (AHL) | 84-85 | Gaye Stewart | Buffalo Bisons (AHL) | 54-55 | Jack Toupin | Quebec Aces (AHL) | 59-61 | Ralph "Cooney" Weiland | Boston Bruins (NHL) | 39-41 |
| | Buffalo Sabres (NHL) | 85-86 | | | | | | | | Hershey Bears (AHL) | 41-45 |
| | New Jersey Devils (NHL) | 87-90 | Jack Stewart | Pittsburgh Hornets (AHL) | 62-63 | | | | | New Haven Ramblers (AHL) | 45-46 |
| | Washington Capitals (NHL) | 94-97 | | | | Bryan Trottier | Portland Pirates (AHL) | 97-98 | Jim Wiley | Kentucky Thoroughblades (AHL) | 96-98 |
| | Phoenix Coyotes (NHL) | 97-99 | | | | | New York Rangers (NHL) | 02-03 | | | |
| | Hartford Wolf Pack (AHL) | 05-07 | | | | | | | | | |
| Earl Seibert | Indianapolis Capitols (AHL) | 45-46 | Ron Stewart | Springfield Kings/Indians (AHL) | 74-75 | Barry Trotz | Baltimore Skipjacks (AHL) | 89-90 | John Wilson | Springfield Kings (AHL) | 67-70 |
| | Springfield Indians (AHL) | 46-51 | | New York Rangers (NHL) | 75-76 | | Baltimore Skipjacks (AHL) | 92-93 | | Los Angeles Kings (NHL) | 69-70 |
| | | | | Los Angeles Kings (NHL) | 77-78 | | Portland Pirates (AHL) | 93-97 | | Springfield Kings (AHL) | 70-71 |
| Brad Shaw | Cincinnati Mighty Ducks (AHL) | 02-05 | Steve Stirling | Bridgeport Sound Tigers (AHL) | 01-03 | | Nashville Predators (NHL) | 98-14 | | Virginia Red Wings (AHL) | 71-72 |
| | New York Islanders (NHL) | 05-06 | | New York Islanders (NHL) | 03-06 | | Washington Capitals (NHL) | 14-18 | | Detroit Red Wings (NHL) | 71-73 |
| | | | | Springfield Falcons (AHL) | 06-07 | | New York Islanders (NHL) | 18- | | Colorado Rockies (NHL) | 76-77 |
| Doug Shedd | St. John's Maple Leafs (AHL) | 03-05 | | Norfolk Admirals (AHL) | 07-08 | Jeff Truitt | Springfield Falcons (AHL) | 08-09 | | Pittsburgh Penguins (NHL) | 77-80 |
| | | | Harvey Stone | New Haven Ramblers (AHL) | 45-46 | | | | | Springfield Indians (AHL) | 80-81 |
| Fred Shero | Buffalo Bisons (AHL) | 67-70 | Mike Stothers | Grand Rapids Griffins (AHL) | 07-08 | Gene Ubriaco | Baltimore Skipjacks (AHL) | 83-88 | Larry Wilson | Providence Reds (AHL) | 70-72 |
| | Philadelphia Flyers (NHL) | 71-78 | | Manchester Monarchs (AHL) | 14-15 | | Pittsburgh Penguins (NHL) | 88-90 | | Richmond Robins (AHL) | 72-76 |
| | New York Rangers (NHL) | 78-81 | | Ontario Reign (AHL) | 15- | | | | | Detroit Red Wings (NHL) | 76-77 |
| Eddie Shore | Springfield Indians (AHL) | 54-55 | Art Stratton | Syracuse Eagles (AHL) | 74-75 | Garry Unger | New Haven Nighthawks (AHL) | 90-91 | Ron Wilson | Moncton Hawks (AHL) | 88-89 |
| | | | | | | | | | | Saint John Flames (AHL) | 02-03 |
| Ted Shore | Springfield Indians (AHL) | 66-67 | Alpo Suhonen | Moncton Hawks (AHL) | 88-89 | Rick Vaive | Saint John Flames (AHL) | 98-00 | | Hamilton Bulldogs (AHL) | 08-09 |
| | | | | Chicago Blackhawks (NHL) | 00-01 | John Van Boxmeer | Rochester Americans (AHL) | 84-90 | Jay Woodcroft | Bakersfield Condors (AHL) | 18- |
| Ben Simon | Grand Rapids Griffins (AHL) | 18- | Mike Sullivan | Providence Bruins (AHL) | 02-03 | | Rochester Americans (AHL) | 92-95 | Bob Woods | Hershey Bears (AHL) | 07-09 |
| | | | | Boston Bruins (NHL) | 03-06 | Mike Van Ryn | Tucson Roadrunners (AHL) | 17-18 | Ross Yates | Syracuse Crunch (AHL) | 06-10 |
| Jarrold Skalde | Norfolk Admirals (AHL) | 14-15 | | W-B/Scranton Penguins (AHL) | 15-16 | Jay Varady | Tucson Roadrunners (AHL) | 18- | Trent Yawney | Norfolk Admirals (AHL) | 00-05 |
| | | | | Pittsburgh Penguins (NHL) | 15- | | | | | Chicago Blackhawks (NHL) | 05-07 |
| Clint Smith | Cincinnati Mohawks (AHL) | 51-52 | Red Sullivan | Baltimore Clippers (AHL) | 62-63 | Eric Veilleux | San Antonio Rampage (AHL) | 16-18 | | Syracuse Crunch (AHL) | 11-12 |
| | | | | New York Rangers (NHL) | 62-66 | | | | | Norfolk Admirals (AHL) | 12-14 |
| Floyd Smith | Buffalo Sabres (NHL) | 71-72 | | Pittsburgh Penguins (NHL) | 67-69 | Mike Vellucci | Charlotte Checkers (AHL) | 17-19 | Mike Yeo | Houston Aeros (AHL) | 10-11 |
| | Cincinnati Swords (AHL) | 71-74 | | Washington Capitals (NHL) | 74-75 | | W-B/Scranton Penguins (AHL) | 19- | | Minnesota Wild (NHL) | 11-16 |
| | Buffalo Sabres (NHL) | 74-77 | Cal Swenson | Syracuse Eagles (AHL) | 74-75 | Alain Vigneault | Montreal Canadiens (NHL) | 97-01 | | St. Louis Blues (NHL) | 16-19 |
| | Toronto Maple Leafs (NHL) | 79-80 | | | | | Manitoba Moose (AHL) | 05-06 | Rob Zettler | Syracuse Crunch (AHL) | 12-16 |
| Ron Smith | Binghamton Rangers (AHL) | 91-93 | Chris Taylor | Rochester Americans (AHL) | 17- | | Vancouver Canucks (NHL) | 06-13 | | | |
| | New York Rangers (NHL) | 92-93 | | | | | New York Rangers (NHL) | 13-18 | | | |
| | Lowell Lock Monsters (AHL) | 01-04 | Karl Taylor | Milwaukee Admirals (AHL) | 18- | Pascal Vincent | Manitoba Moose (AHL) | 16- | | | |
| Stan Smyl | Syracuse Crunch (AHL) | 99-00 | Ralph (Bouncer) Taylor | St. Louis Flyers (AHL) | 45-47 | Rick Wamsley | Peoria Rivermen (AHL) | 09-10 | | | |
| | Manitoba Moose (AHL) | 01-04 | | | | | | | | | |
| Roy Sommer | Kentucky Thoroughblades (AHL) | 98-01 | Bert Templeton | Nova Scotia Voyageurs (AHL) | 79-81 | Geoff Ward | Hamilton Bulldogs (AHL) | 02-03 | | | |
| | Cleveland Barons (AHL) | 01-06 | | | | | Toronto Roadrunners (AHL) | 03-04 | | | |
| | Worcester Sharks (AHL) | 06-15 | Orval Tessier | New Brunswick Hawks (AHL) | 81-82 | | Edmonton Road Runners (AHL) | 04-05 | | | |
| | San Jose Barracuda (AHL) | 15- | | Chicago Blackhawks (NHL) | 82-85 | Jimmy Ward | New Haven Eagles (AHL) | 39-40 | | | |
| Glen Sonmor | Springfield Indians (AHL) | 58-59 | Michel Therrien | Fredericton Canadiens (AHL) | 97-99 | | | | | | |
| | Minnesota North Stars (NHL) | 78-83 | | Quebec Citadelles (AHL) | 99-01 | Troy G. Ward | Abbotsford Heat (AHL) | 11-14 | | | |
| | | | | Montreal Canadiens (NHL) | 00-03 | | | | | | |
| John Sorrell | Indianapolis Capitals (AHL) | 43-46 | | W-B/Scranton Penguins (AHL) | 03-06 | Ryan Warsofsky | Charlotte Checkers (AHL) | 19- | | | |
| | | | | Pittsburgh Penguins (NHL) | 05-09 | | | | | | |
| Steve Spott | Toronto Marlies (AHL) | 13-14 | | Montreal Canadiens (NHL) | 12-17 | Harry Watson | Buffalo Bisons (AHL) | 57-58 | | | |
| | | | Brent Thompson | Bridgeport Sound Tigers (AHL) | 11-12 | | | | | | |
| | | | | Bridgeport Sound Tigers (AHL) | 14- | | | | | | |



American Hockey League Head Coaches Register

Coaching Wins

| | Player | Coached From-To | Total Seasons | GP | Wins | |
|-----|----------------------|------------------|---------------|--------------|------------|--|
| 1. | Roy Sommer | 1998-2019 | 21 | 1,616 | 764 | Kentucky Thoroughblades, Cleveland Barons, Worcester Sharks, San Jose Barracuda |
| 2. | Fred "Bun" Cook | 1937-56 | 19 | 1,171 | 636 | Providence Reds, Cleveland Barons |
| 3. | Frank Mathers | 1956-85 | 18 | 1,257 | 610 | Hershey Bears |
| 4. | John Paddock | 1981-2011 | 16 | 1,126 | 590 | Maine Mariners, Hershey Bears, Binghamton Rangers, Hartford Wolf Pack, Binghamton Senators, Philadelphia/Adirondack Phantoms |
| 5. | John Anderson | 2001-16 | 10 | 788 | 424 | Chicago Wolves |
| 6. | Ken Gernander | 2007-17 | 10 | 776 | 388 | Hartford Wolf Pack/Connecticut Whale |
| 7. | Randy Cunneynworth | 2000-16 | 10 | 796 | 384 | Rochester Americans, Hamilton Bulldogs |
| 8. | Mark Morris | 2006-16 | 9 | 704 | 374 | Manchester Monarchs, Charlotte Checkers |
| 9. | Scott Gordon | 2002-19 | 10 | 663 | 365 | Providence Bruins, Lehigh Valley Phantoms |
| 10. | Terry Reardon | 1947-76 | 13 | 796 | 362 | Providence Reds, Baltimore Clippers |
| 11. | Robbie Ftorek | 1985-2006 | 11 | 748 | 354 | New Haven Nighthawks, Halifax Citadels, Utica Devils, Albany River Rats |
| 12. | Bruce Boudreau | 1999-2008 | 9 | 655 | 340 | Lowell Lock Monsters, Manchester Monarchs, Hershey Bears |
| 13. | John Van Boxmeer | 1984-95 | 9 | 695 | 337 | Rochester Americans |
| 14. | Johnny Crawford | 1950-66 | 10 | 657 | 333 | Hershey Bears, Providence Reds, Rochester Americans, Baltimore Clippers |
| 15. | Tom McVie | 1982-98 | 10 | 722 | 328 | Maine Mariners, Utica Devils, Providence Bruins |
| 16. | Don Lever | 1990-2011 | 8 | 619 | 322 | Rochester Americans, Hamilton Bulldogs, Chicago Wolves |
| 17. | Dallas Eakins | 2009-19 | 8 | 584 | 311 | Toronto Marlies, San Diego Gulls |
| 18. | Todd Nelson | 2010-18 | 8 | 561 | 309 | Oklahoma City Barons, Grand Rapids Griffins |
| 19. | Joe Crozier | 1963-84 | 8 | 550 | 307 | Rochester Americans, Cincinnati Swords, New Brunswick Hawks |
| 20. | Al MacNeil | 1969-77 | 7 | 531 | 304 | Montreal/Nova Scotia Voyageurs |
| 21. | Greg Gilbert | 1996-2011 | 9 | 653 | 302 | Worcester IceCats, Toronto Marlies, Adirondack Phantoms |

Games Coached

| | Player | Coached From-To | Total Seasons | GP | Record | Teams |
|-----|--------------------|------------------|---------------|--------------|--------------------|--|
| 1. | Roy Sommer | 1998-2019 | 21 | 1,616 | 764-732-120 | Kentucky Thoroughblades, Cleveland Barons, Worcester Sharks, San Jose Barracuda |
| 2. | Frank Mathers | 1956-85 | 18 | 1,257 | 610-513-134 | Hershey Bears |
| 3. | Fred "Bun" Cook | 1937-56 | 19 | 1,171 | 636-413-122 | Providence Reds, Cleveland Barons |
| 4. | John Paddock | 1981-2011 | 16 | 1,126 | 590-438-98 | Maine Mariners, Hershey Bears, Binghamton Rangers, Hartford Wolf Pack, Binghamton Senators, Philadelphia/Adirondack Phantoms |
| 5. | Randy Cunneynworth | 2000-16 | 10 | 796 | 384-343-69 | Rochester Americans, Hamilton Bulldogs |
| | Terry Reardon | 1947-76 | 13 | 796 | 362-361-73 | Providence Reds, Baltimore Clippers |
| 7. | John Anderson | 2001-16 | 10 | 788 | 424-312-52 | Chicago Wolves |
| 8. | Ken Gernander | 2007-17 | 10 | 776 | 388-343-45 | Hartford Wolf Pack/Connecticut Whale |
| 9. | Robbie Ftorek | 1985-2006 | 11 | 748 | 354-313-81 | New Haven Nighthawks, Halifax Citadels, Utica Devils, Albany River Rats |
| 10. | Tom McVie | 1982-98 | 10 | 722 | 328-327-67 | Maine Mariners, Utica Devils, Providence Bruins |

Active Coaches' Career AHL Records

| Coach | Team | Games | Regular Season | | | | Playoffs | | | Calder Cup Championships |
|-----------------|---------------|-------|----------------|-------|-------|------|----------|----|----|--------------------------|
| | | | W | L/OTL | T/SOL | Win% | Games | W | L | |
| Jay Woodcroft | Bakersfield | 68 | 42 | 24 | 2 | .632 | 10 | 5 | 5 | |
| Troy Mann | Bellefonte | 380 | 199 | 158 | 23 | .554 | 43 | 22 | 21 | |
| Mark Dennehy | Binghamton | 76 | 28 | 48 | 0 | .368 | -- | -- | -- | |
| Brent Thompson | Bridgeport | 456 | 232 | 207 | 17 | .527 | 11 | 2 | 9 | |
| Ryan Warsofsky | Charlotte | -- | -- | -- | -- | -- | -- | -- | -- | |
| Rocky Thompson | Chicago | 152 | 86 | 58 | 8 | .592 | 25 | 12 | 13 | |
| Mike Eaves | Cleveland | 240 | 96 | 109 | 35 | .473 | 13 | 4 | 9 | |
| Greg Cronin | Colorado | 228 | 114 | 100 | 14 | .531 | 11 | 4 | 7 | |
| Ben Simon | Grand Rapids | 76 | 38 | 34 | 4 | .526 | 5 | 2 | 3 | |
| Kris Knoblauch | Hartford | -- | -- | -- | -- | -- | -- | -- | -- | |
| Spencer Carbery | Hershey | 76 | 43 | 29 | 4 | .592 | 9 | 3 | 6 | |
| Tim Army | Iowa | 316 | 136 | 143 | 37 | .489 | 21 | 9 | 12 | |
| Joel Bouchard | Laval | 76 | 30 | 40 | 6 | .434 | -- | -- | -- | |
| Scott Gordon | Lehigh Valley | 663 | 365 | 256 | 42 | .582 | 67 | 33 | 34 | |
| Pascal Vincent | Manitoba | 228 | 110 | 107 | 11 | .507 | 9 | 3 | 6 | |
| Karl Taylor | Milwaukee | 76 | 36 | 38 | 2 | .487 | 5 | 2 | 3 | |
| Mike Stothers | Ontario | 428 | 222 | 188 | 18 | .540 | 41 | 25 | 16 | 1 (2015) |
| Jay Leach | Providence | 156 | 86 | 64 | 6 | .571 | 8 | 2 | 6 | |
| Chris Taylor | Rochester | 152 | 83 | 61 | 8 | .572 | 6 | 0 | 6 | |
| Derek King | Rockford | 64 | 29 | 31 | 4 | .484 | -- | -- | -- | |
| Drew Bannister | San Antonio | 76 | 31 | 44 | 1 | .414 | -- | -- | -- | |
| Kevin Dineen | San Diego | 480 | 266 | 185 | 29 | .584 | 58 | 29 | 29 | |
| Roy Sommer | San Jose | 1,616 | 764 | 732 | 120 | .510 | 93 | 40 | 53 | |
| Geordie Kinnear | Springfield | 228 | 97 | 122 | 9 | .445 | -- | -- | -- | |
| Cail MacLean | Stockton | 68 | 31 | 35 | 2 | .471 | -- | -- | -- | |
| Benoit Groulx | Syracuse | 388 | 204 | 159 | 25 | .558 | 40 | 20 | 20 | |
| Derek Laxdal | Texas | 380 | 189 | 173 | 18 | .521 | 29 | 15 | 14 | |
| Sheldon Keefe | Toronto | 304 | 189 | 107 | 8 | .635 | 59 | 38 | 21 | 1 (2018) |
| Jay Varady | Tucson | 68 | 34 | 31 | 3 | .522 | -- | -- | -- | |
| Trent Cull | Utica | 152 | 72 | 74 | 6 | .493 | 5 | 2 | 3 | |
| Mike Vellucci | W-B/Scranton | 152 | 97 | 51 | 4 | .651 | 27 | 19 | 8 | 1 (2019) |



Daniel Carr
2018-19 AHL MVP
2018-19 First Team AHL All-Star



Regular Season Record Book

All-Time Regular Season Records

Games Played, Won, Lost and Tied

Most Games Played All-Time

| | |
|---------------------------------------|-------|
| Hershey Bears | 5,979 |
| Rochester Americans | 4,857 |
| Springfield Indians/Kings | 3,672 |
| Providence/Rhode Island Reds | 2,744 |
| Cleveland/Jacksonville Falcons/Barons | 2,517 |
| Providence Bruins | 2,128 |
| Buffalo Bisons | 2,021 |
| Syracuse Crunch | 1,968 |
| Portland Pirates | 1,820 |
| Springfield Falcons | 1,740 |
| Hartford Wolf Pack/Connecticut Whale | 1,728 |
| Pittsburgh Hornets | 1,649 |
| Adirondack Red Wings | 1,600 |

Most Games Won All-Time

| | |
|--|-------|
| Hershey Bears | 2,908 |
| Rochester Americans | 2,337 |
| Springfield Indians/Kings | 1,532 |
| Cleveland/Jacksonville Falcons/Barons | 1,238 |
| Providence/Rhode Island Reds | 1,172 |
| Providence Bruins | 1,068 |
| Buffalo Bisons | 951 |
| Syracuse Crunch | 904 |
| Philadelphia/Adirondack/Lehigh Valley Phantoms | 899 |
| Hartford Wolf Pack/Connecticut Whale | 884 |
| Portland Pirates | 870 |
| Wilkes-Barre/Scranton Penguins | 833 |

Most Games Won, One Season

| | |
|--|----|
| Hershey Bears, 2009-10 (80 games, 60-17-0-3) | 60 |
|--|----|

Fewest Games Won, One Season

| | |
|--|----|
| Binghamton Whalers, 1989-90 (80 games, 11-60-9) | 11 |
| Philadelphia Rockets, 1946-47 (64 games, 5-52-7) | 5 |

Most Games Lost, One Season

| | |
|---|----|
| Binghamton Whalers, 1989-90 (80 games, 11-60-9) | 60 |
|---|----|

Fewest Games Lost, One Season

| | |
|--|----|
| Binghamton Rangers, 1992-93 (80 games, 57-13-10) | 13 |
| Cleveland Barons, 1937-38 (48 games, 25-12-11) | 12 |

Most Games Tied, One Season

| | |
|---|----|
| New Haven Nighthawks, 1972-73 (76 games, no overtime) | 20 |
| St. John's Maple Leafs, 1997-98 (80 games, overtime) | 18 |

Fewest Games Tied, One Season (Overtime)

| | |
|--|---|
| Springfield Indians, 1976-77 (80 games, 28-51-1) | 1 |
| Providence Reds, 1960-61 (72 games, 26-46-0) | 0 |
| Cleveland Barons, 1953-54 (70 games, 38-32-0) | 0 |

Most Home Wins, One Season

| | |
|---|----|
| Hershey Bears, 2009-10 (40 games, 34-4-0-2) | 34 |
|---|----|

Fewest Home Wins, One Season

| | |
|---|---|
| Baltimore Skipjacks, 1987-88 (40 games, 8-27-5) | 8 |
|---|---|

Most Home Losses, One Season

| | |
|--|----|
| Baltimore Skipjacks, 1987-88 (40 games, 8-27-5) | 27 |
| Providence Bruins, 1997-98 (40 games, 11-27-2) | |
| Louisville Panthers, 2000-01 (40 games, 12-27-1) | |
| Iowa Wild, 2014-15 (38 games, 10-26-1-1) | |

Fewest Home Losses, One Season

| | |
|---|---|
| New Brunswick Hawks, 1981-82 (40 games, 30-4-6) | 4 |
| Hershey Bears, 2009-10 (40 games, 34-4-0-2) | |

Most Home Ties, One Season

| | |
|--|----|
| Newmarket Saints, 1989-90 (40 games, 14-14-12) | 12 |
| St. John's Maple Leafs, 1997-98 (40 games, 13-15-12) | |

Most Games Played All-Time (by City)

| | |
|--|-------|
| Hershey, Pa. (Bears) | 5,979 |
| Springfield, Mass. (Indians, Kings, Falcons, Thunderbirds) | 5,637 |
| Providence, R.I. (Reds, Bruins) | 4,872 |
| Rochester, N.Y. (Americans) | 4,857 |
| Cleveland, Ohio (Falcons, Barons I, Barons II, Monsters) | 3,693 |
| Portland, Maine (Mariners, Pirates) | 3,020 |
| Binghamton, N.Y. (Broome Dusters, Whalers, Rangers, Senators) | 2,928 |
| New Haven, Conn. (Eagles, Ramblers, Nighthawks, Senators, Beast) | 2,532 |
| Syracuse, N.Y. (Stars, Warriors, Eagles, Firebirds, Crunch) | 2,531 |
| Glens Falls, N.Y. (Red Wings, Phantoms, Flames) | 2,064 |
| Baltimore, Md. (Clippers, Skipjacks, Bandits) | 2,040 |
| Buffalo, N.Y. (Bisons) | 2,021 |
| Albany, N.Y. (River Rats, Devils) | 1,896 |

Most Games Lost All-Time (L+OTL)

| | |
|---------------------------------------|-------|
| Hershey Bears | 2,473 |
| Rochester Americans | 2,062 |
| Springfield Indians/Kings | 1,772 |
| Providence/Rhode Island Reds | 1,316 |
| Cleveland/Jacksonville Falcons/Barons | 1,016 |
| Providence Bruins | 901 |
| Syracuse Crunch | 898 |
| Springfield Falcons | 864 |
| Buffalo Bisons | 856 |
| Portland Pirates | 778 |
| Hartford Wolf Pack/Connecticut Whale | 716 |
| New Haven Nighthawks | 705 |

Fewest Home Ties, One Season

| | |
|-----------------------|---|
| Several teams tied at | 0 |
|-----------------------|---|

Most Road Wins, One Season

| | |
|---|----|
| Toronto Marlies, 2017-18 (38 games, 30-5-1-2) | 30 |
|---|----|

Fewest Road Wins, One Season

| | |
|--|---|
| Binghamton Whalers, 1989-90 (40 games, 2-37-1) | 2 |
| Providence Reds, 1966-67 (36 games, 0-31-5) | 0 |

Most Road Losses, One Season

| | |
|--|----|
| Binghamton Whalers, 1989-90 (40 games, 2-37-1) | 37 |
|--|----|

Fewest Road Losses, One Season

| | |
|--|---|
| Toronto Marlies, 2017-18 (38 games, 30-5-1-2) | 6 |
| Binghamton Rangers, 1992-93 (40 games, 25-8-7) | 8 |

Most Road Ties, One Season

| | |
|---|----|
| Nova Scotia Voyageurs, 1977-78 (41 games, 14-15-12) | 12 |
| Portland Pirates, 2001-02 (40 games, 9-19-12) | |

Fewest Road Ties, One Season

| | |
|--|---|
| Springfield Indians, 1976-77 (40 games, 10-30-0) | 0 |
| Beast of New Haven, 1997-98 (40 games, 17-23-0) | |
| Philadelphia Phantoms, 1999-2000 (40 games, 23-17-0) | |
| Providence Reds, 1960-61 (36 games) | |
| Cleveland Barons, 1953-54 (35 games) | |

Most Scoreless Ties, One Season

| | |
|-----------------------------|---|
| Pittsburgh Hornets, 1946-47 | 3 |
|-----------------------------|---|

Highest Scoring Tied Game

| | |
|--|-----|
| Providence Reds at Indianapolis Capitals, Mar. 7, 1948 (no overtime) | 8-8 |
| Springfield Indians at Rochester Americans, Nov. 11, 1962 (overtime) | |
| Providence Reds at Hershey Bears, Dec. 17, 1975 (overtime) | |
| Hershey Bears at St. Catharines Saints, Jan. 31, 1984 (overtime) | |
| Utica Devils at Nova Scotia Oilers, Nov. 8, 1987 (overtime) | |
| Fredericton Express at Binghamton Whalers, Mar. 6, 1988 (overtime) | |
| Halifax Citadels at Cape Breton Oilers, Mar. 19, 1993 (overtime) | |

Points

Most Points in Standings (All-Time)

| | |
|--|-------|
| Hershey Bears (79 seasons) | 6,345 |
| Rochester Americans (61 seasons) | 5,031 |
| Springfield Indians/Kings (51 seasons) | 3,433 |
| Cleveland/Jacksonville Falcons/Barons (38 seasons) | 2,739 |
| Providence/Rhode Island Reds (41 seasons) | 2,600 |

Most Points in Standings Overall, One Season

| | |
|--|-----|
| Binghamton Rangers, 1992-93 (80 games, 57-13-10) | 124 |
|--|-----|

Highest Points Percentage, One Season

| | |
|--|------|
| Binghamton Rangers, 1992-93 (80 games, 57-13-10, 124 points) | .775 |
|--|------|

Most Points in Standings At Home, One Season

| | |
|---|----|
| Hershey Bears, 2009-10 (40 games, 34-4-0-2) | 70 |
|---|----|

Most Points in Standings Away, One Season

| | |
|---|----|
| Toronto Marlies, 2017-18 (38 games, 30-5-1-2) | 63 |
|---|----|

Fewest Points in Standings Overall, One Season

| | |
|--|----|
| Binghamton Whalers, 1989-90 (80 games, 11-60-9) | 31 |
| Philadelphia Rockets, 1946-47 (64 games, 5-52-7) | 17 |

Lowest Points Percentage, One Season

| | |
|---|------|
| Philadelphia Rockets, 1946-47 (64 games, 5-52-7, 17 points) | .133 |
|---|------|

Fewest Points in Standings At Home, One Season

| | |
|---|----|
| Baltimore Skipjacks, 1987-88 (40 games, 8-27-5-0) | 21 |
|---|----|

Fewest Points in Standings Away, One Season

| | |
|--|---|
| Binghamton Whalers, 1989-90 (40 games, 2-37-1) | 5 |
|--|---|



All-Time Regular Season Records

Streaks

| | | | |
|--|-----------|--|-----------|
| Longest Winning Streak (Single Season) Norfolk Admirals, Feb. 10, 2012 - end of season | 28 | Longest Home Points Streak (Single and Multiple Seasons) Hershey Bears, Nov. 28, 2009 - Mar. 19, 2010 (24-0-0-1) | 25 |
| Longest Winning Streak (Multiple Seasons) Norfolk Admirals, Feb. 10, 2012 - Oct. 20, 2012 | 32 | Longest Road Undefeated Streak (Single Season) Hamilton Bulldogs, Nov. 27, 2002 - Jan. 19, 2003 (13-0-1) | 14 |
| Longest Winning Streak from Start of Season Rochester Americans, Oct. 11, 1984 - Nov. 2, 1984 | 11 | Longest Road Undefeated Streak (Multiple Seasons) Cleveland Barons, Jan. 28, 1948 - Oct. 17, 1948 (14-0-2) | 16 |
| Longest Home Winning Streak (Single and Multiple Seasons) Hershey Bears, Nov. 29, 2009 - Mar. 19, 2010 | 24 | Longest Road Points Streak (Single Season) Milwaukee Admirals, Jan. 15, 2011 - end of season (10-0-4-2) | 16 |
| Longest Road Winning Streak (Single Season) Albany River Rats, Oct. 27, 1995 - Jan. 7, 1996 Hamilton Bulldogs, Nov. 27, 2002 - Jan. 8, 2003 Wilkes-Barre/Scranton Penguins, Oct. 9, 2005 - Dec. 3, 2005 Norfolk Admirals, Feb. 12, 2012 - end of season | 13 | Longest Road Points Streak (Multiple Seasons) Milwaukee Admirals, Jan. 15, 2011 - Nov. 19, 2011 (16-0-4-3) | 23 |
| Longest Road Winning Streak (Multiple Seasons) Wilkes-Barre/Scranton Penguins, Apr. 10, 2005 - Dec. 3, 2005 | 15 | Longest Losing Streak (Single and Multiple Seasons) Baltimore Skipjacks, Oct. 11, 1987 - Nov. 15, 1987 | 18 |
| Longest Undefeated/Points Streak (Single Season) Norfolk Admirals, Feb. 10, 2012 - end of season (28-0-0-0) | 28 | Longest Losing Streak from Start of Season Baltimore Skipjacks, Oct. 11, 1987 - Nov. 15, 1987 | 18 |
| Longest Undefeated/Points Streak (Multiple Seasons) Norfolk Admirals, Feb. 10, 2012 - Oct. 20, 2012 (32-0-0-0) | 32 | Longest Winless Streak (Single and Multiple Seasons) Pittsburgh Hornets, Feb. 3, 1963 - Mar. 27, 1963 (0-22-1) | 23 |
| Longest Undefeated Streak from Start of Season Portland Pirates, Sept. 30, 1994 - Nov. 6, 1994 (14-0-3) | 17 | Longest Winless Streak from Start of Season Baltimore Skipjacks, Oct. 11, 1987 - Nov. 22, 1987 (0-19-2) | 21 |
| Longest Points Streak from Start of Season Wilkes-Barre/Scranton Penguins, Oct. 5, 2005 - Dec. 4, 2005 (20-0-2-1) | 23 | Longest Road Winless Streak (Single Season) Providence Reds, entire 1966-67 season | 36 |
| Longest Home Undefeated Streak Springfield Falcons, Feb. 8, 1997 - Nov. 14, 1997 (18-0-6, overall) Hershey Bears, Nov. 29, 2009 - Mar. 19, 2010 (24-0-0-0, single season) | 24 | Longest Road Winless Streak (Multiple Seasons) Providence Reds, Feb. 9, 1966 - Dec. 23, 1967 (0-57-7) | 64 |

Shutouts

| | | | |
|--|-------------|--|---------------|
| Most Shutouts, All Teams, One Season 2003-04 (1,120 games) | 210 | Most Consecutive Games Without Being Shut Out Binghamton Whalers, Oct. 17, 1982 - Dec. 6, 1985 | 258 |
| Most Shutouts, One Season Hartford Wolf Pack, 2003-04 (80 games) Portland Pirates, 2003-04 (80 games) | 17 | Most Consecutive Games at Home Without Being Shut Out Binghamton Rangers, Oct. 5, 1990 - Nov. 16, 1996 | 248 |
| Most Times Shut Out, One Season Springfield Falcons, 2004-05 (80 games) | 17 | Longest Shutout Streak Over Opponents Cleveland Barons, Nov. 27, 1957 - Dec. 7, 1957 (Johnny Bower) | 249:51 |
| Most Shutout Games Played, One Season Portland Pirates, 2003-04 (15-8-2) Hartford Wolf Pack, 2003-04 (16-8-1) | 25 | Longest Streak to be Shut Out by Opponents New Haven Eagles, 1938-39 | 258:49 |
| Highest Scoring Shutout Springfield Kings 0 at Baltimore Clippers 14, Feb. 21, 1971 | 14-0 | | |

Overtime Games

NOTE – In 1995-96, the AHL began awarding one point for an overtime loss. During the 1998-99 season, the league tested the 4-on-4 overtime format and subsequently adopted the policy beginning with the 1999-2000 season. In 2004-05, the AHL added a shootout to resolve regular-season games that were still tied at the end of overtime. In 2014-15, the AHL introduced a 7-minute overtime period that included 3-on-3 play. Starting in 2015-16, overtime was played for 5 minutes at 3-on-3.

| | | | |
|---|-----------|--|--|
| Most Overtime Games, One Season Milwaukee Admirals, 2006-07 (9-4 OT, 6-10 SO) Rochester Americans, 2017-18 (9-11 OT, 3-6 SO) | 29 | Most Overtime Games Tied, One Season Providence Bruins, 2013-14 | 20 |
| Most Overtime Wins, One Season Oklahoma City Barons, 2014-15 (14-5, 3 SO) | 14 | Most Overtime Games Tied, One Season (no shootouts) St. John's Maple Leafs, 1997-98 | 18 |
| Most Overtime Wins at Home, One Season Texas Stars, 2017-18 (8-4, 4 SO) | 8 | Fewest Overtime Games, One Season Cleveland Barons, 1951-52 (68 games) | 2 |
| Most Overtime Wins Away, One Season Hartford Wolf Pack, 2014-15 (8-1, 3 SO) | 8 | Fewest Overtime Wins, One Season Many teams; last: Bakersfield Condors, 2015-16 (0-7, 3 SO) | 0 |
| Most Overtime Losses, One Season Milwaukee Admirals, 2018-19 (5-14, 6 SO) | 14 | Fewest Overtime Losses, One Season Many teams; last: Rochester Americans, 2016-17 (6-0, 4 SO) | 0 |
| Most Overtime Losses at Home, One Season Texas Stars, 2014-15 (2-8, 2 SO) | 8 | Fewest Overtime Games Tied, One Season Springfield Indians, 1976-77 (80 games) Springfield Indians, 1975-76 (76 games) Providence Reds, 1960-61 (72 games) Cleveland Barons, 1953-54 (70 games) | 1 0 0 0 |
| Most Overtime Losses Away, One Season Albany River Rats, 2001-02 (0-8-6) Ontario Reign, 2016-17 (4-8, 1 SO) Milwaukee Admirals, 2018-19 (3-8, 3 SO) | 8 | | |



All-Time Regular Season Records

Goals

| | | | |
|--|----------------|--|--------|
| Most Goals Scored, One Season Binghamton Rangers, 1992-93 (80 games) | 392 | *Most Goals Scored in Overtime, Both Teams Hershey Bears (5), Washington Lions (1) - Feb. 28, 1943 (HER won, 11-7) | 6 |
| Most Goals Scored at Home, One Season Nova Scotia Oilers, 1982-83 (40 games) | 224 | *Most Goals Scored in Overtime, One Team Buffalo Bisons, Feb. 2, 1941 vs. Springfield Indians Hershey Bears, Feb. 28, 1943 vs. Washington Lions <i>*full 10-minute overtime periods played</i> | 5 |
| Most Goals Scored Away, One Season Chicago Wolves, 2006-07 (40 games) | 186 | Most Goals Scored by One Team, Two Consecutive Games Buffalo Bisons 16 vs. Philadelphia Rockets 4, Nov. 14, 1948 Buffalo Bisons 8 vs. Indianapolis Capitals 3, Nov. 17, 1948 | 24 |
| Fewest Goals Scored, One Season San Antonio Rampage, 2005-06 (80 games) | 153 | Most 50-Goal Scorers, One Team, One Season Several teams tied | 1 |
| Fewest Goals Scored at Home, One Season San Antonio Rampage, 2005-06 (40 games) | 80 | Most 40-Goal Scorers, One Team, One Season Providence Reds, 1947-48 | 4 |
| Fewest Goals Scored Away, One Season Springfield Falcons, 2004-05 (40 games) | 71 | Most 30-Goal Scorers, One Team, One Season Cleveland Barons, 1949-50 Nova Scotia Voyageurs, 1980-81 | 6 |
| Most Goals Allowed, One Season Baltimore Skipjacks, 1987-88 (80 games) | 434 | Most 20-Goal Scorers, One Team, One Season Providence Reds, 1973-74 | 10 |
| Most Goals Allowed at Home, One Season Baltimore Skipjacks, 1987-88 (40 games) | 200 | Most 10-Goal Scorers, One Team, One Season Baltimore Skipjacks, 1983-84 | 18 |
| Most Goals Allowed Away, One Season Baltimore Skipjacks, 1987-88 (40 games) | 234 | Eight Fastest Goals Scored Worcester IceCats (5), Springfield Falcons (3), Dec. 14, 1997 (SPR won, 8-5) | 3:37 |
| Fewest Goals Allowed, One Season Bridgeport Sound Tigers, 2003-04 (80 games) | 140 | Seven Fastest Goals Scored St. John's Maple Leafs (4), Cape Breton Oilers (3), Nov. 3, 1995 (STJ won, 7-5) | 2:56 |
| Fewest Goals Allowed at Home, One Season Bridgeport Sound Tigers, 2003-04 (40 games) | 58 | Six Fastest Goals Scored Worcester IceCats (3), Springfield Falcons (3), Dec. 14, 1997 (SPR won, 8-5) | 1:21 |
| Fewest Goals Allowed Away, One Season Bridgeport Sound Tigers, 2003-04 (40 games) Wilkes-Barre/Scranton Penguins, 2014-15 (38 games) Ontario Reign, 2015-16 (34 games) | 82 78 73 | Five Fastest Goals Scored Springfield Falcons (3), Worcester IceCats (2), Dec. 14, 1997 (SPR won, 8-5) | 1:16 |
| Most Goals Scored in One Game by One Team Buffalo Bisons 16, Philadelphia Rockets 4 - Nov. 14, 1948 | 16 | Four Fastest Goals Scored Worcester IceCats (2), Springfield Falcons (2), Dec. 14, 1997 (SPR won, 8-5) | 0:36 |
| Most Goals Scored in One Game by Both Teams Cleveland Barons 12, Pittsburgh Hornets 10 - Mar. 17, 1945 | 22 | Three Fastest Goals Scored Philadelphia Phantoms (2), W-B/Scranton Penguins (1), Jan. 5, 2000 (PHI won, 5-3) | 0:17 |
| Largest Margin of Victory Baltimore Clippers 14 vs. Springfield Kings 0 - Feb. 21, 1971 Hamilton Bulldogs 15 vs. Cleveland Barons 1 - Dec. 8, 2002 | 14 | Two Fastest Goals Scored, Both Teams Springfield Falcons (1), Worcester IceCats (1), Mar. 7, 2004 (WOR won, 4-2) | 0:02.9 |
| Most Goals Scored in One Period by Both Teams Pittsburgh Hornets (7), Cleveland Barons (5) - Mar. 17, 1945 (3rd period) Baltimore Skipjacks (9), Hershey Bears (3) - Oct. 26, 1990 (1st period) | 12 | Two Fastest Goals Scored, One Team Abbotsford Heat, Nov. 1, 2012 vs. Toronto Marlies | 0:03 |
| Most Goals Scored in One Period by One Team Providence Bruins, Nov. 25, 1998 at Syracuse Crunch (1st period) | 10 | Most Hat Tricks, All Teams, One Season 1995-96 (720 games) | 110 |

Shootouts

NOTE – In 2004-05, the AHL instituted a shootout to decide games which are tied after overtime. The shootout was previously used once in the AHL, during the 1986-87 season.

| | | | |
|--|----|--|-------|
| Most Shootout Games, One Season Providence Bruins, 2013-14 (11-9) | 20 | Most Shootout Goals Scored, One Season David Krejci, Providence Bruins - 2006-07 (14 attempts) David Ling, St. John's Maple Leafs - 2004-05 (20 attempts) | 10 |
| Most Shootout Wins, One Season San Antonio Rampage, 2013-14 (12-6) | 12 | Most Shootout Attempts, One Season Erik Westrum, Utah Grizzlies - 2004-05 (8 goals) | 24 |
| Most Shootout Losses, One Season Albany Devils, 2012-13 (3-12) | 12 | Highest Shooting Percentage, One Season (min. 5 attempts) Derek Nesbitt, Peoria Rivermen - 2011-12 (7-for-7) David Krejci, Providence Bruins - 2007-08 (6-for-6) Shawn Belle, Houston Aeros - 2006-07 (5-for-5) Yanick Lehoux, Hamilton Bulldogs - 2008-09 (5-for-5) Chad Billins, Grand Rapids Griffins - 2012-13 (5-for-5) | 1.000 |
| Fewest Shootout Games, One Season Hamilton Bulldogs, 2014-15 (0-1) Ontario Reign, 2015-16 (0-1) Binghamton Devils, 2018-19 (1-0) | 1 | Most Shootout Game-Winning Goals Scored, One Season Andrei Taratukhin, Omaha Ak-Sar-Ben Knights - 2006-07 Niko Dimitrakos, Binghamton Senators - 2007-08 | 5 |
| Fewest Shootout Wins, One Season Hamilton Bulldogs, 2014-15 (0-1) Norfolk Admirals, 2014-15 (0-4) Oklahoma City Barons, 2014-15 (0-3) Wilkes-Barre/Scranton Penguins, 2014-15 (0-4) Manitoba Moose, 2015-16 (0-5) Ontario Reign, 2015-16 (0-1) Hershey Bears, 2016-17 (0-3) Charlotte Checkers, 2017-18 (0-3) | 0 | Most Shootout Games, Goaltender, One Season Peter Sidorkiewicz, Binghamton Whalers - 1986-87 (8-5) Brent Krahn, Omaha Ak-Sar-Ben Knights - 2005-06 (4-9) | 13 |
| Fewest Shootout Losses, One Season Syracuse Crunch, 2014-15 (3-0) Toronto Marlies, 2014-15 (1-0) Hartford Wolf Pack, 2015-16 (7-0) San Antonio Rampage, 2015-16 (3-0) Lehigh Valley Phantoms, 2016-17 (3-0) Tucson Roadrunners, 2016-17 (3-0) San Antonio Rampage, 2017-18 (6-0) Binghamton Devils, 2018-19 (1-0) | 0 | Most Shootout Wins, Goaltender, One Season Anders Lindback, Milwaukee Admirals - 2017-18 (10-2) | 10 |
| Most Shootout Rounds, One Game Utah Grizzlies (2-for-16) vs. Cleveland Barons (3-for-16), Dec. 3, 2004 | 16 | Most Shootout Losses, Goaltender, One Season Brent Krahn, Omaha Ak-Sar-Ben Knights - 2005-06 (4-9) | 9 |
| | | Highest Save Percentage, One Season (min. 10 attempts) Andrei Vasilevskiy, Syracuse Crunch - 2014-15 (13-for-13) Juuse Saros, Milwaukee Admirals - 2015-16 (13-for-13) Harri Sateri, Grand Rapids Griffins - 2018-19 (12-for-12) | 1.000 |



All-Time Regular Season Records

Penalty Records

| | |
|---|--------------|
| Most Penalty Minutes In One Game, One Team | 264 |
| Adirondack Red Wings, Oct. 14, 1981 at Hershey (12 minors, 8 majors, 20 misconducts) | |
| Most Penalty Minutes In One Game, Both Teams | 520 |
| Adirondack Red Wings (264) at Hershey Bears (256), Oct. 14, 1981 (Adirondack - 12 minors, 8 majors, 20 misconducts) (Hershey - 13 minors, 8 majors, 19 misconducts) | |
| Most Penalty Minutes, One Season | 2,872 |
| Hershey Bears, 1986-87 (80 games) | |
| Most Penalty Shots, All Teams, One Season | 80 |
| 2011-12 (1,140 games) | |

Modern-Era Records

The records that follow are ones that have not been kept through the duration of the league. The season in parentheses indicates when a particular record was formulated.

| | |
|--|-------------|
| Highest Plus-Minus Rating, One Season (91-92) | +59 |
| Joby Messier, Binghamton Rangers - 1992-93 | |
| Most Shots on Goal, One Season (92-93) | 392 |
| Peter Ferraro, Binghamton Rangers - 1996-97 | |
| Most Shots on Goal, Game (92-93) | 14 |
| Milos Holan, Hershey Bears - Nov. 10, 1994 at Adirondack Shawn Heins, Kentucky Thoroughblades - Oct. 22, 1999 vs. Cincinnati Steve Montador, Saint John Flames - Nov. 9, 2002 vs. St. John's Frank Banham, Springfield Falcons - Jan. 24, 2003 at Hartford Micki DuPont, Wilkes-Barre/Scranton Penguins - Apr. 5, 2003 vs. Norfolk | |
| Highest Shooting Percentage, One Season (92-93) | 29.9 |
| Joe Gambardella, Bakersfield Condors - 2018-19 (29 goals, 97 shots) | |

Special Teams

NOTE - Special teams percentage records begin with the 1984-85 season.

| | |
|--|--------------|
| Most Power-Play Goals, One Season | 124 |
| Nova Scotia Voyageurs, 1980-81 | |
| Most Power-Play Goals Against, One Season | 121 |
| Binghamton Senators, 2005-06 | |
| Most Shorthanded Goals, One Season | 26 |
| St. Catharines Saints, 1985-86 Philadelphia Phantoms, 1998-99 | |
| Most Shorthanded Goals Against, One Season (since 87-88) | 25 |
| Norfolk Admirals, 2006-07 | |
| Highest Power-Play Percentage, One Season | 26.78 |
| Springfield Indians, 1993-94 | |
| Lowest Power-Play Percentage, One Season | 10.36 |
| Rochester Americans, 2001-02 | |
| Highest Penalty-Killing Percentage, One Season | 90.66 |
| Bridgeport Sound Tigers, 2003-04 | |
| Lowest Penalty-Killing Percentage, One Season | 70.25 |
| Baltimore Skipjacks, 1987-88 | |
| Most Power-Play Opportunities, One Season | 594 |
| Syracuse Crunch, 2005-06 | |
| Fewest Power-Play Opportunities, One Season | |
| Sherbrooke Canadiens, 1986-87 (80 games) 268 Binghamton Senators, 2015-16 (76 games) 258 Bakersfield Condors, 2016-17 (68 games) 239 | |
| Most Times Shorthanded, One Season | 589 |
| Binghamton Senators, 2005-06 | |
| Fewest Times Shorthanded, One Season | |
| St. Catharines Saints, 1984-85 (80 games) 264 Iowa Wild, 2015-16 (76 games) 247 San Jose Barracuda, 2018-19 (68 games) 233 | |
| Most Shorthanded Goals Scored, One Team, One Game | 4 |
| Fredericton Express vs. Newmarket Saints, Feb. 9, 1988 Halifax Citadels vs. Cape Breton Oilers, Oct. 16, 1988 | |
| Two Fastest Shorthanded Goals Scored | :03 |
| Abbotsford Heat vs. Toronto Marlies, Nov. 1, 2012 | |



Drake Batherson

Drake Batherson lit up the AHL in his first pro season in 2018-19, recording 22 goals and 40 assists for 62 points in 59 games with Belleville. Batherson added nine points in 20 NHL games with Ottawa, and also earned MVP honors at the 2019 AHL All-Star Challenge, scoring five times on the night.



Alex Nedeljkovic

Charlotte's Alex Nedeljkovic won the Baz Bastien Award as the AHL's outstanding goaltender in 2018-19 after leading the league in victories (34), goals-against average (2.26) and minutes played (2,917). Nedeljkovic also earned the win in his first career NHL start for Carolina on Jan. 23, 2019, and went on to backstop the Checkers to their first Calder Cup championship.



All-Time Regular Season Records

Yearly League Leaders

| Year (GP) | G | Player | A | Player | Pts | Player | PIM | Player |
|-----------------|----|------------------------------------|----|-------------------------------------|-----|---------------------------------|-----|---------------------------------------|
| 1936-37 (48) | 29 | Bryan Hextall, Philadelphia | 39 | Jack Markle, Syracuse | 60 | Jack Markle, Syracuse | 93 | Jack Church, Syracuse |
| 1937-38 (48) | 25 | Phil Hergesheimer, Cleveland | 33 | Eddie Convey, Syracuse | 54 | Jack Markle, Syracuse | 82 | Jimmy Orlando, Pittsburgh |
| 1938-39 (54) | 34 | Phil Hergesheimer, Cleveland | 41 | Don Deacon, Pittsburgh | 65 | Don Deacon, Pittsburgh | 152 | Bazel Doran, Syracuse |
| 1939-40 (56) | 31 | Norm Locking, Syracuse | 34 | Jack Toupin, Syracuse | 63 | Norm Locking, Syracuse | 100 | Pete Bessone, Pittsburgh |
| 1940-41 (56) | 29 | Fred Thurier, Springfield | 42 | Les Cunningham, Cleveland | 64 | Les Cunningham, Cleveland | 96 | Vic Myles, New Haven |
| 1941-42 (55) | 37 | Lou Trudel, Washington | 44 | Pete Kelly, Springfield (tie) | 77 | Pete Kelly, Springfield | 106 | Bob Dill, Springfield |
| 1942-43 (56) | 43 | Harry Frost, Hershey | 44 | John O'Flaherty, Springfield (tie) | 68 | Wally Kilrea, Hershey | 92 | Pete Bessone, Pittsburgh/Cleveland |
| 1943-44 (54) | 34 | Pete Horeck, Cleveland | 53 | Fred Hunt, Buffalo | 82 | Tom Burlington, Cleveland | 115 | Gordon Sherritt, Indianapolis |
| 1944-45 (60) | 45 | Lou Trudel, Cleveland | 60 | Tom Burlington, Cleveland | 95 | Bob Gracie, Pittsburgh (tie) | 100 | Pete Bessone, Cleveland |
| 1945-46 (62) | 46 | Joe Bell, New Haven/Hershey | 57 | Paul Courteau, Providence/New Haven | 95 | Bob Walton, Pittsburgh (tie) | 100 | Art Lessard, Buffalo |
| 1946-47 (64) | 52 | Johnny Holota, Cleveland | 61 | Bob Carse, Cleveland | 90 | Les Douglas, Indianapolis | 81 | Chuck Scherza, Providence |
| 1947-48 (68) | 50 | Carl Liscombe, Providence | 72 | Wally Stefaniw, Philadelphia | 92 | Phil Hergesheimer, Philadelphia | 182 | Eddie Bush, St. Louis/Providence |
| 1948-49 (68) | 55 | Sid Smith, Pittsburgh (tie) | 63 | Wally Stefaniw, Philadelphia | 118 | Carl Liscombe, Providence | 181 | Phil Samis, Pittsburgh |
| | 55 | Carl Liscombe, Providence (tie) | 63 | Wally Stefaniw, Philadelphia | 112 | Sid Smith, Pittsburgh | 137 | Phillip Vitale, Washington |
| 1949-50 (70) | 46 | Roy Kelly, Cleveland | 68 | Les Douglas, Cleveland | 100 | Les Douglas, Cleveland | 169 | Joe Lepine, Cincinnati |
| 1950-51 (71) | 48 | Fred Glover, Indianapolis | 76 | Ab DeMarco, Buffalo | 113 | Ab DeMarco, Buffalo | 212 | Harry Dick, Buffalo |
| 1951-52 (68) | 37 | Steve Wochy, Cleveland | 62 | Ray Powell, Providence | 97 | Ray Powell, Providence | 174 | Lloyd Durham, Buffalo |
| 1952-53 (64) | 38 | Ike Hildebrand, Cleveland | 61 | Guyle Fielder, St. Louis | 86 | Eddie Olson, Cleveland | 115 | Bill Ezinicki, Pittsburgh (tie) |
| 1953-54 (70) | 45 | Lorne Ferguson, Hershey | 89 | George Sullivan, Hershey | 119 | George Sullivan, Hershey | 179 | Larry Cahan, Pittsburgh |
| 1954-55 (64) | 41 | Eddie Olson, Cleveland | 53 | Zellio Toppazzini, Providence | 88 | Eddie Olson, Cleveland | 149 | Pat Egan, Providence |
| 1955-56 (64) | 50 | Camille Henry, Providence | 71 | Zellio Toppazzini, Providence | 113 | Zellio Toppazzini, Providence | 190 | Jack Bionda, Pittsburgh |
| 1956-57 (64) | 46 | Paul Larivee, Providence | 66 | Jimmy Moore, Cleveland | 99 | Fred Glover, Cleveland | 211 | Larry Zeidel, Hershey |
| 1957-58 (70) | 41 | Dunc Fisher, Hershey | 64 | Willie Marshall, Hershey | 104 | Willie Marshall, Hershey | 165 | Bob Robertson, Providence |
| 1958-59 (70) | 43 | Ken Schinkel, Springfield | 60 | Harry Pidhirny, Springfield | 97 | Bill Hicke, Rochester | 181 | Murray Balfour, Rochester |
| 1959-60 (72) | 40 | Stan Smrke, Rochester | 69 | Fred Glover, Cleveland | 107 | Fred Glover, Cleveland | 203 | Larry Zeidel, Hershey |
| 1960-61 (72) | 43 | Jimmy Anderson, Springfield | 68 | Bill Sweeney, Springfield | 108 | Bill Sweeney, Springfield | 224 | Roger Cote, Rochester |
| 1961-62 (70) | 41 | Floyd Smith, Springfield (tie) | 73 | Brian Kilrea, Springfield | 101 | Bill Sweeney, Springfield | 177 | Aldo Guidolin, Cleveland |
| | 41 | Barry Cullen, Buffalo (tie) | 70 | Art Stratton, Buffalo | 103 | Bill Sweeney, Springfield | 196 | Ed Van Impe, Buffalo |
| 1962-63 (72) | 42 | Hank Ciesla, Cleveland | 65 | Art Stratton, Pittsburgh | 85 | Gerry Ehma, Rochester | 193 | Ed Van Impe, Buffalo |
| 1963-64 (72) | 40 | Yves Locas, Pittsburgh (tie) | 84 | Art Stratton, Buffalo | 109 | Art Stratton, Buffalo | 208 | Fred Glover, Cleveland |
| | 40 | Jimmy Anderson, Springfield (tie) | 62 | Cleland Morton, Quebec | 98 | Dick Gamble, Rochester | 162 | Larry Zeidel, Cleveland |
| 1964-65 (72) | 50 | Len Lunde, Buffalo | 68 | Mike Nykoluk, Hershey | 95 | Gord Labossiere, Quebec | 169 | Bob Plager, Baltimore |
| 1965-66 (72) | 47 | Alain Caron, Buffalo (tie) | 66 | Mike Nykoluk, Hershey | 96 | Simon Nolet, Quebec | 196 | Larry Johnston, Springfield |
| | 47 | Dick Gamble, Rochester (tie) | 65 | Jeannot Gilbert, Hershey | 100 | Jeannot Gilbert, Hershey | 240 | Larry Johnston, Springfield |
| 1966-67 (72) | 52 | Roger DeJordy, Hershey | 69 | Jude Drouin, Montreal | 106 | Jude Drouin, Montreal | 242 | Rosaire Paiement, Quebec |
| 1967-68 (72) | 47 | Eddie Kachur, Providence | 61 | Fred Speck, Baltimore | 92 | Fred Speck, Baltimore | 382 | Dave Schultz, Quebec |
| 1968-69 (74) | 45 | Guy Trotter, Buffalo | 69 | Ed Hoekstra, Springfield | 99 | Don Blackburn, Providence | 392 | Dave Schultz, Richmond |
| 1969-70 (72) | 55 | Guy Trotter, Buffalo | 71 | Morris Stefaniw, Nova Scotia | 104 | Yvon Lambert, Nova Scotia | 248 | Chris Ahrens, Cleveland-Jacksonville |
| | | | 71 | Art Stratton, Rochester | 110 | Steve West, New Haven | 222 | John Bednarski, Providence |
| | | | 72 | Doug Gibson, Rochester | 116 | Doug Gibson, Rochester | 316 | Gilles Lupien, Nova Scotia (tie) |
| | | | | | | | 316 | Jack McIlhargey, Richmond (tie) |
| 1970-71 (72) | 42 | Doug Volmar, Springfield | 61 | Fred Speck, Baltimore | 92 | Fred Speck, Baltimore | 382 | Dave Schultz, Quebec |
| 1971-72 (76) | 48 | Wayne Rivers, Springfield | 69 | Ed Hoekstra, Springfield | 99 | Don Blackburn, Providence | 392 | Dave Schultz, Richmond |
| 1972-73 (76) | 52 | Yvon Lambert, Nova Scotia | 71 | Morris Stefaniw, Nova Scotia | 104 | Yvon Lambert, Nova Scotia | 248 | Chris Ahrens, Cleveland-Jacksonville |
| 1973-74 (76) | 51 | Murray Kuntz, Rochester | 71 | Art Stratton, Rochester | 110 | Steve West, New Haven | 222 | John Bednarski, Providence |
| 1974-75 (76) | 44 | Doug Gibson, Rochester (tie) | 72 | Doug Gibson, Rochester | 116 | Doug Gibson, Rochester | 316 | Gilles Lupien, Nova Scotia (tie) |
| | 44 | Jerry Holland, Providence (tie) | | | | | 316 | Jack McIlhargey, Richmond (tie) |
| | 44 | Barry Merrell, Rochester (tie) | | | | | | |
| | 44 | Peter Sullivan, Nova Scotia (tie) | | | | | | |
| 1975-76 (76) | 42 | Ron Andruff, Nova Scotia | 58 | Jean-Guy Gratton, Hershey | 93 | Jean-Guy Gratton, Hershey | 302 | Steve Short, Richmond |
| 1976-77 (80) | 44 | Pierre Mondou, Nova Scotia | 60 | Blake Dunlop, New Haven | 99 | Andre Peloffy, Springfield | 215 | Gilles Lupien, Nova Scotia |
| 1977-78 (81) | 46 | Richard Grenier, Binghamton | 63 | Joe Hardy, Binghamton | 98 | Art Adduono, Rochester (tie) | 323 | Nelson Burton, Hershey |
| | | | 66 | Bernie Johnston, Maine | 95 | Gord Brooks, Philadelphia (tie) | | |
| | | | 61 | Norm Dube, Nova Scotia | 91 | Bernie Johnston, Maine | 416 | Pierre Roy, Binghamton/Springfield |
| 1978-79 (80) | 47 | Rocky Saganik, New Brunswick | 66 | Bernie Johnston, Maine | 95 | Norm Dube, Nova Scotia | 304 | Chris Nolan, Nova Scotia |
| 1979-80 (80) | 47 | Gordie Clark, Maine | 61 | Norm Dube, Nova Scotia | 91 | Norm Dube, Nova Scotia | 304 | Chris Nolan, Nova Scotia |
| 1980-81 (80) | 48 | Tony Cassolato, Hershey (tie) | 62 | Craig Levie, Nova Scotia | 103 | Mark Lofthouse, Hershey | 304 | Mel Hewitt, New Brunswick |
| | 48 | Mark Lofthouse, Hershey (tie) | | | | | | |
| 1981-82 (80) | 51 | Richard David, Fredericton | 82 | Mike Kaszycki, New Brunswick | 118 | Mike Kaszycki, New Brunswick | 335 | Dwight Schofield, Nova Scotia |
| 1982-83 (80) | 57 | Mitch Lamoureux, Baltimore | 84 | Ross Yates, Binghamton | 125 | Ross Yates, Binghamton | 418 | Dave Brown, Maine |
| 1983-84 (80) | 55 | Mal Davis, Rochester | 73 | Ross Yates, Binghamton | 120 | Claude Larose, Sherbrooke | 349 | Mitch Wilson, Maine (tie) |
| | | | | | | | 349 | Bennett Wolf, Baltimore (tie) |
| 1984-85 (80) | 51 | Paul Gardner, Binghamton | 79 | Paul Gardner, Binghamton | 130 | Paul Gardner, Binghamton | 285 | Bennett Wolf, Baltimore |
| 1985-86 (80) | 61 | Paul Gardner, Rochester | 62 | Tim Tookey, Hershey | 112 | Paul Gardner, Rochester | 432 | Steve Martinson, Hershey |
| 1986-87 (80) | 54 | Glenn Merkowsky, Adirondack | 73 | Tim Tookey, Hershey | 124 | Tim Tookey, Hershey | 360 | Jim Thomson, Binghamton |
| 1987-88 (80) | 60 | Jody Gage, Rochester | 74 | Bruce Boudreau, Springfield | 116 | Bruce Boudreau, Springfield | 411 | Alan May, Nova Scotia |
| 1988-89 (80) | 70 | Stephan Lebeau, Sherbrooke | 76 | Benoit Brunet, Sherbrooke | 134 | Stephan Lebeau, Sherbrooke | 446 | Rob Ray, Rochester |
| 1989-90 (80) | 54 | John LeBlanc, Cape Breton | 58 | Ross Fitzpatrick, Hershey | 105 | Paul Ysebaert, Utica | 343 | Serge Roberge, Sherbrooke |
| 1990-91 (80) | 56 | Michel Picard, Springfield | 81 | Kevin Todd, Utica | 118 | Kevin Todd, Utica | 365 | Marc Potvin, Adirondack (tie) |
| | | | | | | | 365 | Mario Roberge, Fredericton (tie) |
| 1991-92 (80) | 50 | Dan Currie, Cape Breton | 84 | Shaun Van Allen, Cape Breton | 113 | Shaun Van Allen, Cape Breton | 356 | Kirk Tomlinson, Adirondack |
| 1992-93 (80) | 59 | Chris Tancill, Adirondack | 84 | Don Biggs, Binghamton | 138 | Don Biggs, Binghamton | 345 | Kevin Kaminski, Halifax |
| 1993-94 (80) | 53 | Patrik Augusta, St. John's | 81 | Tim Taylor, Adirondack | 117 | Tim Taylor, Adirondack | 356 | John Badduke, Hamilton |
| 1994-95 (80) | 53 | Steve Larouche, P.E.I. | 69 | Peter White, Cape Breton (tie) | 105 | Peter White, Cape Breton | 491 | Barry Nieckar, Saint John |
| | | | 69 | Brett Harkins, Providence (tie) | | | | |
| 1995-96 (80) | 68 | Brad Smyth, Carolina | 71 | Brett Harkins, Carolina (tie) | 126 | Brad Smyth, Carolina | 352 | Sylvain Blouin, Binghamton |
| | | | 71 | Jim Montgomery, Hershey (tie) | | | | |
| 1996-97 (80) | 44 | Peter White, Philadelphia | 67 | Terry Yake, Rochester | 105 | Peter White, Philadelphia | 522 | Dennis Bonvie, Hamilton |
| 1997-98 (80) | 45 | Paul Brousseau, Adirondack | 78 | Peter White, Philadelphia | 105 | Peter White, Philadelphia | 407 | Aaron Downey, Providence |
| 1998-99 (80) | 46 | Jeff Williams, Albany | 74 | Randy Robitaille, Providence | 104 | Domenic Pittis, Rochester | 401 | Aaron Downey, Providence |
| 1999-2000 (80) | 47 | Mike Maneluk, Philadelphia | 61 | Christian Matte, Hershey | 104 | Christian Matte, Hershey | 506 | Garrett Burnett, Kentucky |
| 2000-01 (80) | 50 | Brad Smyth, Hartford | 69 | Derek Armstrong, Hartford | 101 | Derek Armstrong, Hartford | 357 | Jody Shelley, Syracuse |
| 2001-02 (80) | 38 | Justin Papineau, Worcester (tie) | 55 | Craig Darby, Quebec | 87 | Donald MacLean, St. John's | 388 | Andrew Peters, Rochester |
| | 38 | Eric Boguniecki, Worcester (tie) | | | | | | |
| 2002-03 (80) | 42 | Eric Healey, Manchester | 56 | Steve Maltais, Chicago | 86 | Steve Maltais, Chicago | 346 | Garrett Burnett, Hartford |
| 2003-04 (80) | 43 | Jeff Hamilton, Bridgeport | 57 | Domenic Pittis, Rochester | 88 | Pavel Rosa, Manchester | 398 | Peter Vandermeer, Philadelphia |
| 2004-05 (80) | 46 | Mike Cammalleri, Manchester | 85 | Jason Spezza, Binghamton | 117 | Jason Spezza, Binghamton | 551 | Brian McGrattan, Binghamton |
| 2005-06 (80) | 56 | Donald MacLean, Grand Rapids (tie) | 67 | Kirby Law, Houston | 110 | Kirby Law, Houston | 431 | Dennis Bonvie, W-B/Scranton |
| | 56 | Denis Hamel, Binghamton (tie) | | | | | | |
| 2006-07 (80) | 55 | Brett Sterling, Chicago | 81 | Darren Haydar, Chicago | 122 | Darren Haydar, Chicago | 309 | Francis Lessard, Hartford |
| 2007-08 (80) | 39 | Jason Krog, Chicago | 73 | Jason Krog, Chicago | 112 | Jason Krog, Chicago | 350 | Louis Robitaille, Hershey |
| 2008-09 (80) | 60 | Alexandre Giroux, Hershey | 71 | Keith Aucoin, Hershey | 97 | Alexandre Giroux, Hershey | 324 | Francis Lessard, San Antonio |
| 2009-10 (80) | 50 | Alexandre Giroux, Hershey | 71 | Keith Aucoin, Hershey | 106 | Keith Aucoin, Hershey | 311 | Zack FitzGerald, Albany |
| 2010-11 (80) | 42 | Colin McDonald, Oklahoma City | 65 | Corey Locke, Binghamton | 86 | Corey Locke, Binghamton | 334 | Pierre-Luc Letourneau-Leblond, Albany |
| 2011-12 (76) | 39 | Cory Conacher, Norfolk | 66 | Chris Bourque, Hershey | 93 | Chris Bourque, Hershey | 268 | Zack FitzGerald, Hamilton |
| 2012-13 (76) | 37 | Tyler Johnson, Syracuse | 53 | Brandon Pirri, Rockford (tie) | 75 | Brandon Pirri, Rockford | 316 | Bobby Robins, Providence |
| | | | 53 | Jeff Taffe, Hershey (tie) | | | | |
| 2013-14 (76) | 36 | Zach Boychuk, Charlotte | 56 | Travis Morin, Texas | 88 | Travis Morin, Texas | 299 | Zack Stortini, Norfolk |
| 2014-15 (76) | 34 | Teemu Pulkkinen, Grand Rapids | 58 | Brian O'Neill, Manchester | 80 | Brian O'Neill, Manchester | 284 | Darren Kramer, Binghamton |
| 2015-16 (76/68) | 36 | Frank Vatrano, Providence | 53 | Seth Griffith, Providence | 80 | Chris Bourque, Hershey | 210 | Stu Bickel, San Diego |
| 2016-17 (76/68) | 33 | Wade Megan, Chicago | 59 | Kenny Agostino, Chicago | 83 | Kenny Agostino, Chicago | 149 | Mike Liambas, Milwaukee |
| 2017-18 (76/68) | 33 | Valentin Zykov, Charlotte | 51 | Travis Morin, Texas | 71 | Chris Terry, Laval | 194 | Alex Gallant, Syracuse |
| 2018-19 (76/68) | 34 | Carter Verhaeghe, Syracuse (tie) | 59 | T.J. Tynan, Chicago | 82 | Carter Verhaeghe, Syracuse | 154 | Brandon Baddock, Binghamton |
| | 34 | Alex Barre-Boulet, Syracuse (tie) | | | | | | |



All-Time Regular Season Records

Points

| Player | Played | | Total | | | |
|--------------------------|----------------|-----------|------------|------------|------------|------------|
| | From-To | Seasons | GP | G | A | Pts |
| 1. Willie Marshall | 1952-72 | 20 | 1,205 | 523 | 852 | 1,375 |
| 2. Fred Glover | 1948-68 | 20 | 1,201 | 520 | 814 | 1,334 |
| 3. Jody Gage | 1979-96 | 17 | 1,038 | 504 | 544 | 1,048 |
| 4. Tim Tookey | 1980-95 | 15 | 824 | 353 | 621 | 974 |
| 5. Dick Gamble | 1954-70 | 14 | 898 | 468 | 424 | 892 |
| 6. Mike Nykoluk | 1956-72 | 16 | 1,069 | 195 | 686 | 881 |
| 7. Keith Aucoin | 2001-14 | 13 | 769 | 244 | 613 | 857 |
| 8. Harry Pidhirny | 1948-66 | 17 | 1,071 | 376 | 453 | 829 |
| 9. Jimmy Anderson | 1954-70 | 16 | 943 | 426 | 395 | 821 |
| 10. Mitch Lamoureux | 1982-99 | 14 | 802 | 364 | 452 | 816 |
| 11. Bill Sweeney | 1957-69 | 12 | 695 | 294 | 510 | 804 |
| 12. Bruce Boudreau | 1979-92 | 11 | 634 | 316 | 483 | 799 |
| 13. Larry Wilson | 1951-68 | 15 | 899 | 298 | 492 | 790 |
| 14. Darren Haydar | 2002-13 | 11 | 780 | 292 | 496 | 788 |
| 15. Zello Toppazzini | 1948-64 | 15 | 785 | 310 | 476 | 786 |
| 16. Peter White | 1992-2005 | 12 | 747 | 250 | 533 | 783 |
| 17. Bruce Cline | 1955-68 | 13 | 823 | 321 | 452 | 773 |
| 18. Art Stratton | 1955-75 | 12 | 669 | 211 | 555 | 766 |
| 19. Bronco Horvath | 1950-70 | 13 | 666 | 263 | 484 | 747 |
| 20. Chris Bourque | 2004-19 | 13 | 794 | 251 | 495 | 746 |
| 21. Fred Thurier | 1937-52 | 14 | 642 | 319 | 425 | 744 |
| 22. Jim Bartlett | 1955-73 | 16 | 955 | 360 | 382 | 742 |
| 23. Rene Drolet | 1962-78 | 15 | 840 | 298 | 443 | 741 |
| 24. Alexandre Giroux | 2001-12 | 11 | 771 | 368 | 336 | 704 |
| 25. Don Biggs | 1984-93 | 9 | 597 | 273 | 419 | 692 |
| Dave Creighton | 1948-69 | 14 | 800 | 258 | 434 | 692 |
| 27. Murray Eaves | 1982-95 | 9 | 536 | 271 | 409 | 680 |
| 28. Glenn Merkosky | 1980-91 | 10 | 737 | 325 | 353 | 678 |
| 29. Gerry Ehman | 1952-67 | 11 | 654 | 311 | 365 | 676 |
| 30. Brad Smyth | 1994-2006 | 10 | 610 | 326 | 341 | 667 |
| 31. Mark Greig | 1990-2003 | 10 | 606 | 247 | 412 | 659 |
| 32. Denis Hamel | 1997-2012 | 12 | 850 | 338 | 313 | 651 |
| 33. Jeannot Gilbert | 1964-73 | 9 | 616 | 231 | 419 | 650 |
| 34. Ab DeMarco | 1938-52 | 10 | 544 | 229 | 409 | 638 |
| Michel Picard | 1989-2004 | 9 | 582 | 283 | 355 | 638 |
| 36. Brian Kilrea | 1959-69 | 10 | 622 | 171 | 453 | 624 |
| Ken Germander | 1991-2005 | 14 | 973 | 293 | 331 | 624 |
| 38. Les Douglas | 1939-52 | 11 | 560 | 226 | 395 | 621 |
| 39. Dunc Fisher | 1947-60 | 9 | 579 | 285 | 335 | 620 |
| Craig Darby | 1993-2006 | 10 | 703 | 218 | 402 | 620 |
| 41. Ross Fitzpatrick | 1982-92 | 10 | 554 | 308 | 311 | 619 |
| Arnie Kullman | 1948-60 | 12 | 753 | 253 | 366 | 619 |
| 43. Jack Gordon | 1947-61 | 14 | 602 | 181 | 434 | 615 |
| 44. Mark Lofthouse | 1977-89 | 12 | 575 | 281 | 325 | 606 |
| 45. Michel Harvey | 1959-71 | 11 | 726 | 238 | 363 | 601 |
| 46. Cleland Mortson | 1953-74 | 13 | 576 | 200 | 400 | 600 |
| 47. Gordie Clark | 1974-83 | 9 | 540 | 267 | 332 | 599 |
| 48. Jason Krog | 1999-2011 | 9 | 535 | 190 | 408 | 598 |

| Player | Played | | Total | | | |
|-------------------------|----------------|-----------|------------|------------|------------|------------|
| | From-To | Seasons | GP | G | A | Pts |
| 49. Trent Whitfield | 1998-2013 | 15 | 812 | 246 | 349 | 595 |
| 50. Peter Ferraro | 1994-2007 | 12 | 620 | 251 | 340 | 591 |
| 51. Bob Solinger | 1945-60 | 14 | 707 | 241 | 349 | 590 |
| 52. T.J. Hensick | 2007-19 | 12 | 653 | 172 | 416 | 588 |
| 53. Gordie Robertson | 1979-89 | 10 | 531 | 239 | 343 | 582 |
| Kris Newbury | 2003-17 | 14 | 826 | 199 | 383 | 582 |
| 55. Cal O'Reilly | 2005-19 | 12 | 667 | 120 | 461 | 581 |
| 56. Les Cunningham | 1936-47 | 10 | 517 | 233 | 346 | 579 |
| 57. Martin St. Pierre | 2004-14 | 9 | 587 | 161 | 415 | 576 |
| Jon DiSalvatore | 2003-16 | 12 | 814 | 236 | 340 | 576 |
| 59. Eddie Olson | 1946-55 | 9 | 593 | 216 | 359 | 575 |
| 60. Marc Dufour | 1963-75 | 10 | 607 | 233 | 341 | 574 |
| 61. Ron Atwell | 1954-70 | 13 | 719 | 199 | 373 | 572 |
| 62. Wes Jarvis | 1979-90 | 9 | 459 | 205 | 366 | 571 |
| Wayne Hicks | 1960-70 | 9 | 570 | 230 | 341 | 571 |
| 64. Corey Locke | 2004-14 | 9 | 639 | 182 | 386 | 568 |
| 65. Joe Szura | 1962-72 | 9 | 608 | 233 | 334 | 567 |
| 66. Bryan Helmer | 1993-2013 | 19 | 1,117 | 129 | 435 | 564 |
| 67. Travis Morin | 2007-19 | 12 | 691 | 175 | 386 | 561 |
| Kent Hulst | 1989-2001 | 11 | 735 | 226 | 335 | 561 |
| 69. Chris Taylor | 1992-2011 | 11 | 617 | 167 | 393 | 560 |
| 70. Mark Mancari | 2005-15 | 10 | 692 | 225 | 334 | 559 |
| 71. Billy Inglis | 1967-78 | 9 | 587 | 225 | 333 | 558 |
| 72. Phil Hergesheimer | 1937-51 | 11 | 548 | 288 | 265 | 553 |
| Billy Gooden | 1944-56 | 12 | 627 | 251 | 302 | 553 |
| 74. Jeff Taffe | 2002-14 | 12 | 681 | 224 | 323 | 547 |
| 75. Tom Kostopoulos | 1999-2018 | 12 | 722 | 211 | 329 | 540 |
| 76. Paul Larivee | 1952-62 | 10 | 570 | 217 | 322 | 539 |
| 77. Tom Colley | 1973-81 | 8 | 611 | 221 | 314 | 535 |
| 78. Chris Conner | 2005-19 | 14 | 678 | 197 | 332 | 529 |
| 79. Shawn McCosh | 1990-99 | 9 | 522 | 189 | 339 | 528 |
| 80. Steve Brule | 1994-2004 | 9 | 600 | 223 | 304 | 527 |
| Chris Mueller | 2007-19 | 12 | 711 | 222 | 305 | 527 |
| 82. John Slaney | 1991-2007 | 13 | 631 | 166 | 353 | 519 |
| 83. Bob Rivard | 1966-75 | 9 | 594 | 201 | 316 | 517 |
| 84. Wayne Schaab | 1975-83 | 7 | 488 | 195 | 321 | 516 |
| 85. Steve Wochy | 1945-55 | 10 | 546 | 253 | 262 | 515 |
| Ken Schinkel | 1953-67 | 10 | 576 | 222 | 293 | 515 |
| 87. Graham Mink | 2001-13 | 12 | 719 | 253 | 258 | 511 |
| 88. Andre Peloffy | 1971-81 | 9 | 495 | 206 | 304 | 510 |
| Boyd Kane | 1998-2013 | 15 | 938 | 215 | 295 | 510 |
| 90. Steve Maltais | 1989-2005 | 8 | 525 | 213 | 295 | 508 |
| 91. Jeff Nelson | 1992-2006 | 9 | 554 | 165 | 340 | 505 |
| 92. Wayne Rivers | 1961-72 | 10 | 490 | 251 | 253 | 504 |
| 93. Ed Mazur | 1951-64 | 9 | 575 | 223 | 280 | 503 |
| 94. Bob Wren | 1994-2003 | 8 | 536 | 187 | 315 | 502 |
| 95. Chris Terry | 2007-19 | 10 | 569 | 212 | 289 | 501 |
| 96. Gord Labossiere | 1963-72 | 7 | 406 | 209 | 291 | 500 |

| | |
|---|--------------|
| Most Points, Career | 1,375 |
| Willie Marshall, Pittsburgh, Hershey, Rochester, Providence, Baltimore | |
| Most Points, One Season | 138 |
| Don Biggs, Binghamton - 1992-93 (54g, 84a in 78 games) | |
| Most Times Leading League in Scoring | 3 |
| Bill Sweeney, Springfield - 1960-61, 1961-62, 1962-63 Peter White, Cape Breton - 1994-95; Philadelphia - 1996-97, 1997-98 | |
| Most Seasons With 100 or More Points | 3 |
| Bill Sweeney, Springfield - 1960-61, 1961-62, 1962-63 Bruce Boudreau, St. Catharines - 1982-83, 1983-84; Springfield - 1987-88 Tim Tookey, Hershey - 1986-87, 1991-92, 1992-93 Peter White, Cape Breton - 1994-95; Philadelphia 1996-97, 1997-98 | |
| Most Points Scored by a Defenseman, Career | 564 |
| Bryan Helmer, Albany, Worcester, Manitoba, Springfield, Grand Rapids, San Antonio, Hershey, Oklahoma City | |
| Most Points Scored by a Defenseman, One Season | 96 |
| Chris Snell, St. John's - 1993-94 (22g, 74a) | |
| Most Points Scored, One Game | 9 |
| Art Stratton, Buffalo - Mar. 17, 1963 vs. Pittsburgh (9a) | |
| Most Consecutive Games With a Point | 39 |
| Darren Haydar, Chicago, Oct. 7, 2006 - Jan. 6, 2007 (24g, 55a) | |
| Most Points Scored, One Season, Team | 1,053 |
| Binghamton Rangers, 1992-93 (392 goals, 661 assists in 80 games) | |



Cal O'Reilly

Cal O'Reilly joins the Lehigh Valley Phantoms in 2019-20 following one of the most productive seasons of his 13-year career, posting 16 goals, 51 assists and 67 points in 67 games with Iowa. O'Reilly appeared in his fifth AHL All-Star Classic last winter and captained the Wild to the franchise's first playoff appearance.



All-Time Regular Season Records

100 or More Points in One Season

| | Year | GP | G | A | Pts | | Year | GP | G | A | Pts |
|---------------------------------|-------|----|----|----|-----|-------------------------------|-------|----|----|----|-----|
| *Carl Liscombe, Providence | 47-48 | 68 | 50 | 68 | 118 | Murray Eaves, Adirondack | 88-89 | 80 | 46 | 72 | 118 |
| Cliff Simpson, Indianapolis | 47-48 | 68 | 48 | 62 | 110 | Benoit Brunet, Sherbrooke | 88-89 | 73 | 41 | 76 | 117 |
| *Sid Smith, Pittsburgh | 48-49 | 68 | 55 | 57 | 112 | Mike Richard, Baltimore | 88-89 | 80 | 44 | 63 | 107 |
| Carl Liscombe, Providence | 48-49 | 68 | 55 | 47 | 102 | Don Biggs, Hershey | 88-89 | 76 | 36 | 67 | 103 |
| *Les Douglas, Cleveland | 49-50 | 67 | 32 | 68 | 100 | *Paul Ysebaert, Utica | 89-90 | 74 | 53 | 52 | 105 |
| *Ab DeMarco, Buffalo | 50-51 | 64 | 37 | 76 | 113 | Ross Fitzpatrick, Hershey | 89-90 | 74 | 45 | 58 | 103 |
| *George "Red" Sullivan, Hershey | 53-54 | 69 | 30 | 89 | 119 | *Kevin Todd, Utica | 90-91 | 75 | 37 | 81 | 118 |
| Jack Gordon, Cleveland | 53-54 | 70 | 31 | 71 | 102 | Patrick Lebeau, Fredericton | 90-91 | 69 | 50 | 51 | 101 |
| *Zellio Toppazzini, Providence | 55-56 | 64 | 42 | 71 | 113 | Bill McDougall, Adirondack | 90-91 | 71 | 47 | 53 | 100 |
| *Willie Marshall, Hershey | 57-58 | 68 | 40 | 64 | 104 | Shaun Van Allen, Cape Breton | 90-91 | 76 | 25 | 75 | 100 |
| *Fred Glover, Cleveland | 59-60 | 72 | 38 | 69 | 107 | *Shaun Van Allen, Cape Breton | 91-92 | 77 | 29 | 84 | 113 |
| *Bill Sweeney, Springfield | 60-61 | 70 | 40 | 68 | 108 | Tim Tookey, Hershey | 91-92 | 80 | 36 | 69 | 105 |
| Phil Maloney, Buffalo | 60-61 | 71 | 37 | 65 | 102 | Stan Drulia, New Haven | 91-92 | 77 | 49 | 53 | 102 |
| *Bill Sweeney, Springfield | 61-62 | 70 | 40 | 61 | 101 | *Don Biggs, Binghamton | 92-93 | 78 | 54 | 84 | 138 |
| *Bill Sweeney, Springfield | 62-63 | 69 | 38 | 65 | 103 | Iain Fraser, Capital District | 92-93 | 74 | 41 | 69 | 110 |
| *Art Stratton, Buffalo | 64-65 | 71 | 25 | 84 | 109 | Tim Tookey, Hershey | 92-93 | 80 | 38 | 70 | 108 |
| Bronco Horvath, Rochester | 64-65 | 72 | 38 | 68 | 106 | Peter Ciavaglia, Rochester | 92-93 | 64 | 35 | 67 | 102 |
| *Jeannot Gilbert, Hershey | 68-69 | 71 | 35 | 65 | 100 | Chris Tancill, Adirondack | 92-93 | 68 | 59 | 43 | 102 |
| *Jude Drouin, Montreal | 69-70 | 65 | 37 | 69 | 106 | Brian Reynolds, Binghamton | 92-93 | 79 | 30 | 70 | 100 |
| *Yvon Lambert, Nova Scotia | 72-73 | 75 | 52 | 52 | 104 | *Tim Taylor, Adirondack | 93-94 | 79 | 36 | 81 | 117 |
| Tony Featherstone, Nova Scotia | 72-73 | 74 | 49 | 54 | 103 | Rich Chernomaz, St. John's | 93-94 | 78 | 45 | 65 | 110 |
| Morris Stefaniw, Nova Scotia | 72-73 | 64 | 30 | 71 | 101 | Stephane Morin, Hamilton | 93-94 | 69 | 38 | 71 | 109 |
| *Steve West, New Haven | 73-74 | 76 | 50 | 60 | 110 | Jeff Nelson, Portland | 93-94 | 80 | 34 | 73 | 107 |
| Marc Dufour, Baltimore | 73-74 | 74 | 42 | 62 | 104 | Yanic Perreault, St. John's | 93-94 | 62 | 45 | 60 | 105 |
| *Doug Gibson, Rochester | 74-75 | 75 | 44 | 72 | 116 | Mitch Lamoureux, Hershey | 93-94 | 80 | 45 | 60 | 105 |
| Peter Sullivan, Nova Scotia | 74-75 | 75 | 44 | 60 | 104 | Mike Tomlak, Springfield | 93-94 | 79 | 44 | 56 | 100 |
| *Norm Dube, Nova Scotia | 79-80 | 77 | 40 | 61 | 101 | *Peter White, Cape Breton | 94-95 | 65 | 36 | 69 | 105 |
| *Mark Lofthouse, Hershey | 80-81 | 72 | 48 | 55 | 103 | Steve Larouche, Pr. Edward I. | 94-95 | 70 | 53 | 48 | 101 |
| *Mike Kaszycki, New Brunswick | 81-82 | 80 | 36 | 82 | 118 | *Brad Smyth, Carolina | 95-96 | 68 | 68 | 58 | 126 |
| Gordie Clark, Maine | 81-82 | 80 | 50 | 51 | 101 | Jim Montgomery, Hershey | 95-96 | 78 | 34 | 71 | 105 |
| *Ross Yates, Binghamton | 82-83 | 77 | 41 | 84 | 125 | Mike Casselman, Carolina | 95-96 | 70 | 34 | 68 | 102 |
| Bruce Boudreau, St. Catharines | 82-83 | 80 | 50 | 72 | 122 | Peter Ferraro, Binghamton | 95-96 | 68 | 48 | 53 | 101 |
| Geordie Robertson, Rochester | 82-83 | 72 | 46 | 73 | 119 | Gilbert Dionne, Carolina | 95-96 | 55 | 43 | 58 | 101 |
| Mike Gillis, Baltimore | 82-83 | 74 | 32 | 81 | 113 | *Peter White, Philadelphia | 96-97 | 80 | 44 | 61 | 105 |
| Mitch Lamoureux, Baltimore | 82-83 | 80 | 57 | 50 | 107 | Terry Yake, Rochester | 96-97 | 78 | 34 | 67 | 101 |
| *Claude Larose, Sherbrooke | 83-84 | 80 | 53 | 67 | 120 | *Peter White, Philadelphia | 97-98 | 80 | 27 | 78 | 105 |
| Murray Eaves, Sherbrooke | 83-84 | 78 | 47 | 68 | 115 | Bob Wren, Cincinnati | 97-98 | 77 | 42 | 58 | 100 |
| Mike Kaszycki, St. Catharines | 83-84 | 72 | 39 | 71 | 110 | Steve Guolla, Kentucky | 97-98 | 69 | 37 | 63 | 100 |
| Bruce Boudreau, St. Catharines | 83-84 | 80 | 47 | 62 | 109 | *Dominic Pittis, Rochester | 98-99 | 76 | 38 | 66 | 104 |
| Ross Yates, Binghamton | 83-84 | 69 | 35 | 73 | 108 | Randy Robitaille, Providence | 98-99 | 74 | 28 | 74 | 102 |
| Mal Davis, Rochester | 83-84 | 71 | 55 | 48 | 103 | *Christian Matte, Hershey | 99-00 | 73 | 43 | 61 | 104 |
| Mark Lofthouse, New Haven | 83-84 | 79 | 37 | 64 | 101 | *Derek Armstrong, Hartford | 00-01 | 75 | 32 | 69 | 101 |
| *Paul Gardner, Binghamton | 84-85 | 64 | 51 | 79 | 130 | *Jason Spezza, Binghamton | 04-05 | 80 | 32 | 85 | 117 |
| *Paul Gardner, Rochester | 85-86 | 73 | 61 | 51 | 112 | Mike Cammalleri, Manchester | 04-05 | 79 | 46 | 63 | 109 |
| *Tim Tookey, Hershey | 86-87 | 80 | 51 | 73 | 124 | *Kirby Law, Houston | 05-06 | 80 | 43 | 67 | 110 |
| *Bruce Boudreau, Springfield | 87-88 | 80 | 42 | 74 | 116 | *Darren Haydar, Chicago | 06-07 | 73 | 41 | 81 | 122 |
| Jean-Marc Lanthier, Fredericton | 87-88 | 74 | 35 | 71 | 106 | *Jason Krog, Chicago | 07-08 | 80 | 39 | 73 | 112 |
| Jody Gage, Rochester | 87-88 | 76 | 60 | 44 | 104 | *Keith Aucoin, Hershey | 09-10 | 72 | 35 | 71 | 106 |
| Alfie Turcotte, Balt/Monc/Sher | 87-88 | 66 | 36 | 66 | 102 | Alexandre Giroux, Hershey | 09-10 | 69 | 50 | 53 | 103 |
| *Stephan Lebeau, Sherbrooke | 88-89 | 78 | 70 | 64 | 134 | | | | | | |

*Indicates scoring leader for that year

50 or More Goals in One Season

| | Year | GP | G | Pts | | Year | GP | G | Pts |
|--------------------------------|-------|----|----|-----|--------------------------------|-------|----|----|-----|
| *John Holota, Cleveland | 46-47 | 64 | 52 | 87 | *Jody Gage, Rochester | 87-88 | 76 | 60 | 104 |
| *Carl Liscombe, Providence | 47-48 | 68 | 50 | 118 | Marty Dallman, Newmarket | 87-88 | 76 | 50 | 86 |
| *Sid Smith, Pittsburgh | 48-49 | 68 | 55 | 112 | *Stephan Lebeau, Sherbrooke | 88-89 | 78 | 70 | 134 |
| Carl Liscombe, Providence | 48-49 | 68 | 55 | 102 | Ken Priestley, Rochester | 88-89 | 64 | 56 | 93 |
| Jean-Paul Gladu, St. Louis | 48-49 | 67 | 51 | 85 | *John LeBlanc, Cape Breton | 89-90 | 77 | 54 | 88 |
| *Camille Henry, Providence | 55-56 | 59 | 50 | 91 | Mark Pederson, Sherbrooke | 89-90 | 72 | 53 | 95 |
| *Len Lunde, Buffalo | 64-65 | 72 | 50 | 96 | Paul Ysebaert, Utica | 89-90 | 74 | 53 | 105 |
| *Roger DeJordy, Hershey | 66-67 | 72 | 52 | 84 | *Michel Picard, Springfield | 90-91 | 77 | 56 | 96 |
| *Guy Trottier, Buffalo | 69-70 | 71 | 55 | 88 | Patrick Lebeau, Fredericton | 90-91 | 69 | 50 | 101 |
| *Yvon Lambert, Nova Scotia | 72-73 | 75 | 52 | 103 | *Dan Currie, Cape Breton | 91-92 | 66 | 50 | 92 |
| *Murray Kuntz, Rochester | 73-74 | 73 | 51 | 82 | *Chris Tancill, Adirondack | 92-93 | 68 | 59 | 102 |
| Steve West, New Haven | 73-74 | 76 | 50 | 110 | Dan Currie, Cape Breton | 92-93 | 75 | 57 | 98 |
| *Richard David, Fredericton | 81-82 | 74 | 51 | 84 | Don Biggs, Binghamton | 92-93 | 78 | 54 | 138 |
| Gordie Clark, Maine | 81-82 | 80 | 50 | 101 | *Patrik Augusta, St. John's | 93-94 | 77 | 53 | 96 |
| *Mitch Lamoureux, Baltimore | 82-83 | 80 | 57 | 107 | Mark Pederson, Adirondack | 93-94 | 62 | 52 | 97 |
| Tony Cassolato, Hershey | 82-83 | 75 | 53 | 91 | *Steve Larouche, Pr. Edward I. | 94-95 | 70 | 53 | 101 |
| Bruce Boudreau, St. Catharines | 82-83 | 80 | 50 | 122 | *Brad Smyth, Carolina | 95-96 | 68 | 68 | 126 |
| *Mal Davis, Rochester | 83-84 | 71 | 55 | 103 | *Brad Smyth, Hartford | 00-01 | 77 | 50 | 79 |
| Claude Larose, Sherbrooke | 83-84 | 80 | 53 | 120 | *Donald MacLean, Grand Rapids | 05-06 | 76 | 56 | 88 |
| Daryl Evans, New Haven | 83-84 | 69 | 51 | 85 | *Denis Hamel, Binghamton | 05-06 | 77 | 56 | 91 |
| *Paul Gardner, Binghamton | 84-85 | 64 | 51 | 130 | *Brett Sterling, Chicago | 06-07 | 77 | 55 | 97 |
| *Paul Gardner, Rochester | 85-86 | 73 | 61 | 112 | *Alexandre Giroux, Hershey | 08-09 | 69 | 60 | 97 |
| Paul Fenton, Binghamton | 85-86 | 75 | 53 | 88 | *Alexandre Giroux, Hershey | 09-10 | 69 | 50 | 103 |
| Ross Fitzpatrick, Hershey | 85-86 | 77 | 50 | 97 | | | | | |
| *Glenn Merkosky, Adirondack | 86-87 | 77 | 54 | 85 | | | | | |
| Tim Tookey, Hershey | 86-87 | 80 | 51 | 124 | | | | | |
| Brett Hull, Moncton | 86-87 | 67 | 50 | 92 | | | | | |

*Indicates goal-scoring leader for that year



All-Time Regular Season Records

Most Points, One Season

| | Year | GP | G | A | Pts | | Year | GP | G | A | Pts | | |
|-----|--------------------------------|---------|----|----|-----|------------|------|-------------------------------|---------|----|-----|----|------------|
| 1. | Don Biggs, Binghamton | 1992-93 | 78 | 54 | 84 | 138 | 19. | Doug Gibson, Rochester | 1974-75 | 75 | 44 | 72 | 116 |
| 2. | Stephan Lebeau, Sherbrooke | 1988-89 | 78 | 70 | 64 | 134 | | Bruce Boudreau, Springfield | 1987-88 | 80 | 42 | 74 | 116 |
| 3. | Paul Gardner, Binghamton | 1984-85 | 64 | 51 | 79 | 130 | 21. | Murray Eaves, Sherbrooke | 1983-84 | 78 | 47 | 68 | 115 |
| 4. | Brad Smyth, Carolina | 1995-96 | 68 | 68 | 58 | 126 | 22. | Zellio Toppazzini, Providence | 1955-56 | 64 | 42 | 71 | 113 |
| 5. | Ross Yates, Binghamton | 1982-83 | 77 | 41 | 84 | 125 | | Ab DeMarco, Buffalo | 1950-51 | 64 | 37 | 76 | 113 |
| 6. | Tim Tookey, Hershey | 1986-87 | 80 | 51 | 73 | 124 | | Mike Gillis, Baltimore | 1982-83 | 74 | 32 | 81 | 113 |
| 7. | Darren Haydar, Chicago | 2006-07 | 73 | 41 | 81 | 122 | | Shaun Van Allen, Cape Breton | 1991-92 | 77 | 29 | 84 | 113 |
| | Bruce Boudreau, St. Catharines | 1982-83 | 80 | 50 | 72 | 122 | 26. | Sid Smith, Pittsburgh | 1948-49 | 68 | 55 | 57 | 112 |
| 9. | Claude Larose, Sherbrooke | 1983-84 | 80 | 53 | 67 | 120 | | Paul Gardner, Rochester | 1985-86 | 73 | 61 | 51 | 112 |
| 10. | George "Red" Sullivan, Hershey | 1953-54 | 69 | 30 | 89 | 119 | | Jason Krog, Chicago | 2007-08 | 80 | 39 | 73 | 112 |
| | Geordie Robertson, Rochester | 1982-83 | 72 | 46 | 73 | 119 | 29. | Cliff Simpson, Indianapolis | 1947-48 | 68 | 48 | 62 | 110 |
| 12. | Carl Liscombe, Providence | 1947-48 | 68 | 50 | 68 | 118 | | Mike Kaszycki, St. Catharines | 1983-84 | 72 | 39 | 71 | 110 |
| | Kevin Todd, Utica | 1990-91 | 75 | 37 | 81 | 118 | | Iain Fraser, Capital District | 1992-93 | 74 | 41 | 69 | 110 |
| | Murray Eaves, Adirondack | 1988-89 | 80 | 46 | 72 | 118 | | Steve West, New Haven | 1973-74 | 76 | 50 | 60 | 110 |
| | Mike Kaszycki, New Brunswick | 1981-82 | 80 | 36 | 82 | 118 | | Rich Chernomaz, St. John's | 1993-94 | 78 | 45 | 65 | 110 |
| 16. | Benoit Brunet, Sherbrooke | 1988-89 | 73 | 41 | 76 | 117 | | Kirby Law, Houston | 2005-06 | 80 | 43 | 67 | 110 |
| | Tim Taylor, Adirondack | 1993-94 | 79 | 36 | 81 | 117 | | | | | | | |
| | Jason Spezza, Binghamton | 2004-05 | 80 | 32 | 85 | 117 | | | | | | | |

Most Goals, One Season

| | Year | GP | G | A | Pts | | Year | GP | G | A | Pts | | |
|----|------------------------------|---------|----|-----------|-----|-----|------|----------------------------|---------|----|-----------|----|-----|
| 1. | Stephan Lebeau, Sherbrooke | 1988-89 | 78 | 70 | 64 | 134 | 13. | Sid Smith, Pittsburgh | 1948-49 | 68 | 55 | 57 | 112 |
| 2. | Brad Smyth, Carolina | 1995-96 | 68 | 68 | 58 | 126 | | Carl Liscombe, Providence | 1948-49 | 68 | 55 | 47 | 102 |
| 3. | Paul Gardner, Rochester | 1985-86 | 73 | 61 | 51 | 112 | | Mal Davis, Rochester | 1983-84 | 71 | 55 | 48 | 103 |
| 4. | Alexandre Giroux, Hershey | 2008-09 | 69 | 60 | 37 | 97 | | Guy Trottier, Buffalo | 1969-70 | 71 | 55 | 33 | 88 |
| | Jody Gage, Rochester | 1987-88 | 76 | 60 | 44 | 104 | | Brett Sterling, Chicago | 2006-07 | 77 | 55 | 42 | 97 |
| 6. | Chris Tancill, Adirondack | 1992-93 | 68 | 59 | 43 | 102 | 18. | John LeBlanc, Cape Breton | 1989-90 | 77 | 54 | 34 | 88 |
| 7. | Dan Currie, Cape Breton | 1992-93 | 75 | 57 | 41 | 98 | | Glenn Merkosky, Adirondack | 1986-87 | 77 | 54 | 31 | 85 |
| | Mitch Lamoureux, Baltimore | 1982-83 | 80 | 57 | 50 | 107 | | Don Biggs, Binghamton | 1992-93 | 78 | 54 | 84 | 138 |
| 9. | Ken Priestlay, Rochester | 1988-89 | 64 | 56 | 37 | 93 | | | | | | | |
| | Donald MacLean, Grand Rapids | 2005-06 | 76 | 56 | 32 | 88 | | | | | | | |
| | Michel Picard, Springfield | 1990-91 | 77 | 56 | 40 | 96 | | | | | | | |
| | Denis Hamel, Binghamton | 2005-06 | 77 | 56 | 35 | 91 | | | | | | | |

Most Assists, One Season

| | Year | GP | G | A | Pts | | Year | GP | G | A | Pts | | |
|----|--------------------------------|---------|----|----|-----------|-----|------|------------------------------|---------|----|-----|-----------|-----|
| 1. | George "Red" Sullivan, Hershey | 1953-54 | 69 | 30 | 89 | 119 | 12. | Paul Gardner, Binghamton | 1984-85 | 64 | 51 | 79 | 130 |
| 2. | Jason Spezza, Binghamton | 2004-05 | 80 | 32 | 85 | 117 | 13. | Peter White, Philadelphia | 1997-98 | 80 | 27 | 78 | 105 |
| 3. | Art Stratton, Buffalo | 1964-65 | 71 | 25 | 84 | 109 | 14. | Ab DeMarco, Buffalo | 1950-51 | 64 | 37 | 76 | 113 |
| | Ross Yates, Binghamton | 1982-83 | 77 | 41 | 84 | 125 | | Benoit Brunet, Sherbrooke | 1988-89 | 73 | 41 | 76 | 117 |
| | Shaun Van Allen, Cape Breton | 1991-92 | 77 | 29 | 84 | 113 | 16. | Shaun Van Allen, Cape Breton | 1990-91 | 76 | 25 | 75 | 100 |
| | Don Biggs, Binghamton | 1992-93 | 78 | 54 | 84 | 138 | 17. | Randy Robitaille, Providence | 1998-99 | 74 | 28 | 74 | 102 |
| 7. | Mike Kaszycki, New Brunswick | 1981-82 | 80 | 36 | 82 | 118 | | Chris Snell, St. John's | 1993-94 | 75 | 22 | 74 | 96 |
| 8. | Darren Haydar, Chicago | 2006-07 | 73 | 41 | 81 | 122 | | Bruce Boudreau, Springfield | 1987-88 | 80 | 42 | 74 | 116 |
| | Mike Gillis, Baltimore | 1982-83 | 74 | 32 | 81 | 113 | 19. | Ross Yates, Binghamton | 1983-84 | 69 | 35 | 73 | 108 |
| | Kevin Todd, Utica | 1990-91 | 75 | 37 | 81 | 118 | | Brian Kilrea, Springfield | 1961-62 | 70 | 20 | 73 | 93 |
| | Tim Taylor, Adirondack | 1993-94 | 79 | 36 | 81 | 117 | | Geordie Robertson, Rochester | 1982-83 | 72 | 46 | 73 | 119 |
| | | | | | | | | John Chabot, Nova Scotia | 1982-83 | 76 | 16 | 73 | 89 |
| | | | | | | | | Jason Krog, Chicago | 2007-08 | 80 | 39 | 73 | 112 |
| | | | | | | | | Tim Tookey, Hershey | 1986-87 | 80 | 51 | 73 | 124 |
| | | | | | | | | Jeff Nelson, Portland | 1993-94 | 80 | 34 | 73 | 107 |

DID YOU KNOW?



Stockton Heat forward **Tyler Graovac** tied an AHL record when he scored three shorthanded goals in a single game on Dec. 22, 2018, at Iowa.



All-Time Regular Season Records

Goals

| | Player | Played From-To | Total Seasons | GP | G |
|-----|-------------------|----------------|---------------|-------|-----|
| 1. | Willie Marshall | 1952-72 | 20 | 1,205 | 523 |
| 2. | Fred Glover | 1948-68 | 20 | 1,201 | 520 |
| 3. | Jody Gage | 1979-96 | 17 | 1,038 | 504 |
| 4. | Dick Gamble | 1954-70 | 14 | 898 | 468 |
| 5. | Jimmy Anderson | 1954-70 | 16 | 943 | 426 |
| 6. | Harry Pidhirny | 1948-66 | 17 | 1,071 | 376 |
| 7. | Alexandre Giroux | 2001-12 | 11 | 771 | 368 |
| 8. | Mitch Lamoureux | 1982-99 | 14 | 802 | 364 |
| 9. | Jim Bartlett | 1955-73 | 16 | 955 | 360 |
| 10. | Tim Tookey | 1980-95 | 15 | 824 | 353 |
| 11. | Denis Hamel | 1997-2012 | 12 | 850 | 338 |
| 12. | Brad Smyth | 1994-2006 | 10 | 610 | 326 |
| 13. | Glenn Merkosky | 1980-91 | 10 | 737 | 325 |
| 14. | Bruce Cline | 1955-68 | 13 | 823 | 321 |
| 15. | Fred Thurier | 1937-52 | 14 | 642 | 319 |
| 16. | Bruce Boudreau | 1978-92 | 11 | 634 | 316 |
| 17. | Gerry Ehman | 1952-67 | 11 | 659 | 311 |
| 18. | Zellio Toppazzini | 1948-64 | 15 | 785 | 310 |
| 19. | Ross Fitzpatrick | 1982-92 | 10 | 554 | 308 |
| 20. | Rene Drolet | 1962-78 | 15 | 840 | 298 |
| 22. | Larry Wilson | 1951-68 | 15 | 899 | 298 |
| 23. | Bill Sweeney | 1957-69 | 12 | 695 | 294 |
| 23. | Ken Germander | 1991-2005 | 14 | 973 | 293 |
| 24. | Darren Haydar | 2002-13 | 11 | 780 | 292 |
| 25. | Phil Hergesheimer | 1937-51 | 11 | 548 | 288 |

Most Goals, Career **523**
Willie Marshall, Pittsburgh, Hershey, Rochester, Providence, Baltimore

Most Goals, One Season **70**
Stephan Lebeau, Sherbrooke - 1988-89 (78 games)

Most Goals, One Game **6**
Bob Heron, Pittsburgh - Feb. 4, 1942 vs. New Haven
Harry Pidhirny, Syracuse - Nov. 21, 1953 vs. Providence
Camille Henry, Providence - Feb. 26, 1956 vs. Springfield
Patrick Lebeau, Fredericton - Feb. 1, 1991 at Cape Breton

Most Consecutive Games to Score a Goal **15**
Alexandre Giroux, Hershey - Nov. 26, 2008 - Jan. 18, 2009 (22g)

Most Times To Lead League in Goals **2**
Phil Hergesheimer, Cleveland - 1937-38 (25), 1938-39 (34)
Carl Liscombe, Providence - 1947-48 (50), 1948-49 (55)
Lou Trudel, Washington - 1941-42 (37); Cleveland - 1944-45 (45)
Guy Trottier, Buffalo - 1968-69 (45), 1969-70 (55)
Paul Gardner, Binghamton - 1984-85 (51); Rochester - 1985-86 (61)
Brad Smyth, Carolina - 1995-96 (68); Hartford - 2000-01 (50)
Alexandre Giroux, Hershey - 2008-09 (60), 2009-10 (50)

Most Seasons Scoring 50+ Goals **2**
Carl Liscombe, Providence - 1947-48 (50), 1948-49 (55)
Paul Gardner, Binghamton - 1984-85 (51); Rochester - 1985-86 (61)
Dan Currie, Cape Breton - 1991-92 (50); 1992-93 (57)
Mark Pederson, Sherbrooke - 1989-90 (53); Adirondack - 1993-94 (52)
Brad Smyth, Carolina - 1995-96 (68); Hartford - 2000-01 (50)
Alexandre Giroux, Hershey - 2008-09 (60), 2009-10 (50)

Most Seasons Scoring 40+ Goals **7**
Jody Gage, Adirondack, Rochester

Most Seasons Scoring 30+ Goals **11**
Dick Gamble, Buffalo, Rochester

Most Seasons Scoring 20+ Goals **16**
Fred Glover, Indianapolis, Cleveland

Most Goals by a Defenseman, Career **166**
John Slaney, Baltimore, Portland, Cornwall, W-B/Scranton, Philadelphia

Most Goals by a Defenseman, One Season **30**
John Slaney, Wilkes-Barre/Scranton, 1999-2000

Most Goals by a Defenseman, One Game **5**
Dave Amadio, Springfield - Feb. 8, 1964 vs. Rochester

Most Consecutive Games to Score a Goal, Defenseman **7**
Brian Chapman, Springfield - Oct. 26, 1992 - Nov. 13, 1992 (7g)

Most Goals Scored in One Period **4**
Norm Calladine, Providence - Feb. 12, 1942 at Buffalo (3rd period)
Alex Ritson, Indianapolis - Dec. 18, 1943 at Pittsburgh (3rd period)
Gerry Couture, Indianapolis - Oct. 20, 1946 vs. Philadelphia (3rd period)
Camille Henry, Providence - Feb. 26, 1956 vs. Springfield (2nd period)
Mike Murray, Hershey - Nov. 25, 1987 vs. Binghamton (2nd period)
Paul Dipietro, Fredericton - Apr. 4, 1992 at Maine (2nd period)
Ralph Intrantuovo, Cape Breton - Apr. 16, 1996 vs. Saint John (1st period)
Chad Wiseman, Albany - Mar. 9, 2011 vs. Bridgeport (3rd period)

| | Player | Played From-To | Total Seasons | GP | G |
|-----|----------------------|----------------|---------------|------------|------------|
| 26. | Dunc Fisher | 1947-60 | 9 | 579 | 285 |
| 27. | Michel Picard | 1989-2004 | 9 | 582 | 283 |
| 28. | Mark Lofthouse | 1977-89 | 12 | 575 | 281 |
| 29. | Don Biggs | 1984-93 | 9 | 597 | 273 |
| 30. | Murray Eaves | 1982-95 | 9 | 536 | 271 |
| 31. | John LeBlanc | 1986-95 | 8 | 429 | 267 |
| | Gordie Clark | 1974-83 | 9 | 540 | 267 |
| 33. | Bronco Horvath | 1950-70 | 13 | 666 | 263 |
| 34. | Reggie Savage | 1990-2004 | 10 | 511 | 259 |
| 35. | Dave Creighton | 1948-69 | 14 | 800 | 258 |
| 36. | Steve Wochy | 1945-55 | 10 | 546 | 253 |
| | Graham Mink | 2001-13 | 12 | 719 | 253 |
| | Arnie Kullman | 1948-60 | 12 | 748 | 253 |
| 39. | Wayne Rivers | 1961-72 | 10 | 490 | 251 |
| | Peter Ferraro | 1994-2007 | 12 | 620 | 251 |
| | Billy Gooden | 1944-56 | 12 | 627 | 251 |
| | Chris Bourque | 2004-19 | 13 | 794 | 251 |
| 43. | Brett Sterling | 2006-18 | 9 | 546 | 250 |
| | Peter White | 1992-2005 | 12 | 747 | 250 |
| 45. | Billy Dea | 1958-72 | 11 | 720 | 248 |
| 46. | Mark Greig | 1990-2003 | 10 | 606 | 247 |
| 47. | Trent Whitfield | 1998-2013 | 15 | 812 | 246 |
| 48. | Keith Aucoin | 2001-14 | 13 | 769 | 244 |
| 49. | Bob Solinger | 1945-60 | 14 | 707 | 241 |
| 50. | Geordie Robertson | 1979-89 | 10 | 531 | 239 |

Most Goals, Two Consecutive Games **9**
Camille Henry, Providence - 1955-56

Most Goals, Three Consecutive Games **11**
Camille Henry, Providence - 1955-56

Most Goals, Four Consecutive Games **13**
Camille Henry, Providence - 1955-56

Fastest Goal from Start of Period **:04**
Art Giroux, Providence - Mar. 16, 1939 vs. Syracuse (2nd per)
Wayne Bianchin, Syracuse - Jan. 12, 1975 vs. Hershey (1st per)
Rod Schutt, Nova Scotia - Nov. 30, 1977 vs. Binghamton (3rd per)

Fastest Overtime Goal **:05**
Dave Saatzer, Nova Scotia - Mar. 16, 1980 vs. Maine
Chris Corrinet, Portland - Apr. 4, 2002 vs. Albany
Jason Zucker, Houston - Nov. 25, 2012 vs. Abbotsford
Brendan Gauce, Utica - Feb. 6, 2016 at St. John's

Fastest Two Consecutive Goals by One Player **:05**
Norm Corcoran, Hershey - Dec. 25, 1951 vs. Syracuse
Jimmy Bartlett, Providence - Jan. 5, 1958 vs. Rochester
Dennis Olson, Springfield - Feb. 7, 1959 vs. Providence

Fastest Three Consecutive Goals by One Player **:57**
Bill Jennings, Indianapolis - Feb. 16, 1941 vs. Hershey
(2:58, 3:35, 3:55 of second period)

Most Game-Winning Goals, One Season **15**
Jeff Hamilton, Bridgeport - 2003-04

Most Power-Play Goals, One Season **27**
Mitch Lamoureux, Hershey - 1993-94
Brad Smyth, Carolina - 1995-96
Peter Ferraro, Binghamton - 1995-96
Denis Hamel, Binghamton - 2005-06

Most Shorthanded Goals, One Season **11**
Gary McAdam, Rochester - 1982-83

Most Shorthanded Goals, One Game **3**
Dan Daoust, Nova Scotia - Apr. 3, 1982 at Fredericton
Tyler Graovac, Stockton - Dec. 22, 2018 at Iowa

Fastest Two Shorthanded Goals Scored **:08**
Jody Gage, Rochester - Mar. 25, 1989 at Binghamton

Most Unassisted Goals, One Season **11**
Joe Motzko, Syracuse/Portland - 2006-07

Most Unassisted Goals, One Game **3**
Alex Ritson, Indianapolis - Dec. 18, 1943 at Pittsburgh
Michel Picard, Prince Edward Island - Nov. 16, 1994 at Springfield
Frank Vatrano, Providence - Mar. 6, 2016 vs. Portland

Most Hat Tricks, Career **25**
Willie Marshall, Pittsburgh, Hershey, Rochester, Providence, Baltimore

Most Hat Tricks, One Season **7**
Bill Lochead, New Haven - 1979-80
Mark Pederson, Adirondack - 1993-94

Most Consecutive Games with a Hat Trick **2**
Many players; last: Mark Mancari, Portland
- Jan. 22, 2011 vs. Providence; Jan. 23, 2011 at Worcester



All-Time Regular Season Records

Assists

| | Player | Played From-To | Total Seasons | GP | A |
|-----|----------------------|----------------|---------------|------------|------------|
| 1. | Willie Marshall | 1952-72 | 20 | 1,205 | 852 |
| 2. | Fred Glover | 1948-68 | 20 | 1,201 | 814 |
| 3. | Mike Nykoluk | 1956-72 | 16 | 1,069 | 686 |
| 4. | Tim Tookey | 1980-95 | 15 | 824 | 621 |
| 5. | Keith Aucoin | 2001-14 | 13 | 769 | 613 |
| 6. | Art Stratton | 1955-75 | 12 | 669 | 555 |
| 7. | Jody Gage | 1979-96 | 17 | 1,038 | 544 |
| 8. | Peter White | 1992-2005 | 12 | 747 | 533 |
| 9. | Bill Sweeney | 1957-69 | 12 | 695 | 510 |
| 10. | Darren Haydar | 2002-13 | 11 | 780 | 496 |
| 11. | Chris Bourque | 2004-19 | 13 | 794 | 495 |
| 12. | Larry Wilson | 1951-68 | 15 | 899 | 492 |
| 13. | Bronco Horvath | 1950-70 | 13 | 666 | 484 |
| 14. | Bruce Boudreau | 1978-92 | 11 | 634 | 483 |
| 15. | Zelio Toppazzini | 1948-64 | 15 | 785 | 476 |
| 16. | Cal O'Reilly | 2005-19 | 12 | 667 | 461 |
| 17. | Brian Kilrea | 1959-69 | 10 | 622 | 453 |
| | Harry Pidhirny | 1948-66 | 17 | 1,071 | 453 |
| 19. | Mitch Lamoureux | 1982-99 | 14 | 802 | 452 |
| | Bruce Cline | 1955-68 | 13 | 823 | 452 |
| 21. | Rene Drolet | 1962-78 | 15 | 840 | 443 |
| 22. | Bryan Helmer | 1993-2013 | 19 | 1,117 | 435 |
| 23. | Jack Gordon | 1947-61 | 14 | 602 | 434 |
| | Dave Creighton | 1948-69 | 14 | 800 | 434 |
| 25. | Fred Thurier | 1937-52 | 14 | 642 | 425 |

| | Player | Played From-To | Total Seasons | GP | A |
|-----|---------------------|----------------|---------------|------------|------------|
| 26. | Dick Gamble | 1954-70 | 14 | 898 | 424 |
| 27. | Don Biggs | 1984-93 | 9 | 597 | 419 |
| | Jeannot Gilbert | 1964-73 | 9 | 616 | 419 |
| 29. | T.J. Hensick | 2007-19 | 12 | 653 | 416 |
| 30. | Martin St. Pierre | 2004-14 | 9 | 587 | 415 |
| 31. | Mark Greig | 1990-2003 | 10 | 606 | 412 |
| 32. | Murray Eaves | 1982-95 | 9 | 536 | 409 |
| | Ab DeMarco | 1938-52 | 10 | 544 | 409 |
| 34. | Jason Krog | 1999-2011 | 9 | 535 | 408 |
| 35. | Craig Darby | 1993-2006 | 10 | 703 | 402 |
| 36. | Cleland Mortson | 1953-74 | 13 | 576 | 400 |
| 37. | Les Douglas | 1939-52 | 11 | 525 | 395 |
| | Jimmy Anderson | 1954-70 | 16 | 943 | 395 |
| 39. | Chris Taylor | 1992-2011 | 11 | 617 | 393 |
| 40. | Corey Locke | 2004-14 | 9 | 639 | 386 |
| | Travis Morin | 2007-19 | 12 | 691 | 386 |
| | Steve Kraftcheck | 1949-64 | 13 | 839 | 386 |
| 43. | Kris Newbury | 2003-17 | 14 | 826 | 383 |
| 44. | Jim Bartlett | 1955-73 | 16 | 955 | 382 |
| 45. | Ron Attwell | 1954-70 | 13 | 719 | 373 |
| 46. | Wes Jarvis | 1979-90 | 9 | 459 | 366 |
| | Arnie Kullman | 1948-60 | 12 | 748 | 366 |
| 48. | Gerry Ehman | 1952-67 | 11 | 659 | 365 |
| 49. | Michel Harvey | 1959-71 | 11 | 726 | 363 |
| 50. | Eddie Olson | 1946-55 | 9 | 593 | 359 |

Most Assists, Career **852**

Willie Marshall, Pittsburgh, Hershey, Rochester, Providence, Baltimore

Most Assists, One Season **89**

George "Red" Sullivan, Hershey - 1953-54 (69 games)

Most Times To Lead League In Assists **4**

Art Stratton, Buffalo - 1962-63 (70), 1964-65 (84); Pittsburgh - 1963-64 (65); Baltimore - 1973-74 (71)

Most Assists by a Defenseman, Career **435**

Bryan Helmer, Albany, Worcester, Manitoba, Springfield, Grand Rapids, San Antonio, Hershey, Oklahoma City

Most Assists by a Defenseman, One Season **74**

Chris Snell, St. John's - 1993-94

Most Assists, One Game **9**


Art Stratton, Buffalo - Mar. 17, 1963 vs. Pittsburgh

Most Assists by a Goaltender, One Game **3**

Lynn Zimmerman, Rochester - Nov. 3, 1972 vs. New Haven
 Jim Weaver, Hershey - Jan. 21, 1978 vs. Philadelphia
 Martin Brodeur, Utica - Jan. 23, 1993 at Adirondack
 Mike Smith, Iowa - Mar. 3, 2006 at Peoria

Most Consecutive Games to Record an Assist **17**

Shaun Van Allen, Cape Breton - Oct. 11, 1992 - Nov. 23, 1992 (35a)
 Peter White, Cape Breton - Oct. 19, 1993 - Mar. 13, 1994 (25a)



Teddy Blueger

A second-round draft pick by Pittsburgh back in 2012, Teddy Blueger finally broke through to the NHL last season and made a strong impression with the Penguins, tallying six goals and four assists in 28 NHL games. Blueger, who played 179 games with Wilkes-Barre/Scranton before making his NHL debut, registered 39 points and a plus-20 rating in 45 AHL contests in 2018-19.



Cody Glass

Joining the Chicago Wolves after completing his junior career in April, Cody Glass was one of the AHL's top postseason performers in 2019, putting up seven goals and eight assists for 15 points in 22 games during the Wolves' run to the Calder Cup Finals. Glass was the sixth overall selection in the 2017 NHL Draft and the first-ever pick by the Vegas Golden Knights.



All-Time Regular Season Records

Games Played

| Player | Played From-To | Total Seasons | GP |
|-----------------------|----------------|---------------|-------|
| 1. Willie Marshall | 1952-72 | 20 | 1,205 |
| 2. Fred Glover | 1948-68 | 20 | 1,201 |
| 3. Bryan Helmer | 1993-2013 | 19 | 1,117 |
| 4. Harry Pidhirny | 1948-66 | 17 | 1,071 |
| 5. Mike Nykoluk | 1956-72 | 16 | 1,069 |
| 6. Jody Gage | 1979-96 | 17 | 1,038 |
| 7. Rob Murray | 1988-2003 | 15 | 1,018 |
| 8. Bill Needham | 1956-71 | 15 | 981 |
| 9. Ken Gernander | 1991-2005 | 14 | 973 |
| 10. Jim Bartlett | 1955-73 | 16 | 955 |
| 11. Jimmy Anderson | 1954-70 | 16 | 943 |
| 12. Boyd Kane | 1998-2013 | 15 | 938 |
| 13. Les Duff | 1955-70 | 15 | 927 |
| 14. Larry Wilson | 1951-68 | 15 | 899 |
| 15. Dick Gamble | 1954-70 | 14 | 898 |
| 16. Mark Wotton | 1994-2011 | 14 | 896 |
| 17. Terry Virtue | 1993-2007 | 14 | 888 |
| 18. Maxime Fortunus | 2003-18 | 15 | 882 |
| 19. Aldo Guidolin | 1955-69 | 14 | 879 |
| 20. Nolan Baumgartner | 1996-2012 | 15 | 878 |
| 21. Dennis Bonvie | 1993-2008 | 15 | 871 |
| 22. Brennan Evans | 2003-16 | 13 | 870 |
| 23. Andy Branigan | 1940-58 | 15 | 859 |
| 24. Denis Hamel | 1997-2012 | 12 | 850 |
| Ed MacQueen | 1954-71 | 16 | 850 |

Most Games Played All-Time 1,205
Willie Marshall, Pittsburgh, Hershey, Rochester, Providence, Baltimore

Most Games Played All-Time by a Defenseman 1,117
Bryan Helmer, Albany, Worcester, Manitoba, Springfield, Grand Rapids, San Antonio, Hershey, Oklahoma City

Most Seasons Played All-Time 20
Willie Marshall, Pittsburgh, Hershey, Rochester, Providence, Baltimore
Fred Glover, Indianapolis, Cleveland

Most Consecutive Games Played 548
Billy Dea, Buffalo Bisons - Oct. 8, 1958 - Feb. 9, 1966

Most Games Played, One Regular Season 85
Dane Byers, Connecticut, Springfield, San Antonio - 2010-11

| Player | Played From-To | Total Seasons | GP |
|--------------------------|----------------|---------------|------------|
| 26. Dan Jancevski | 2001-12 | 11 | 844 |
| 27. Rene Drolet | 1962-78 | 15 | 840 |
| 28. Ralph Keller | 1957-74 | 13 | 839 |
| Steve Kraftcheck | 1949-64 | 13 | 839 |
| 30. John Stevens | 1984-99 | 14 | 834 |
| 31. Kris Newbury | 2003-17 | 14 | 826 |
| 32. Tim Tookey | 1980-95 | 15 | 824 |
| 33. Bruce Cline | 1955-68 | 13 | 823 |
| 34. Tommy Williams | 1948-64 | 15 | 822 |
| 35. Jon DiSalvatore | 2003-16 | 12 | 814 |
| 36. Brett Sutter | 2007-19 | 12 | 813 |
| 37. Trent Whitfield | 1998-2013 | 15 | 812 |
| 38. Mitch Lamoureux | 1982-99 | 14 | 802 |
| 39. Dave Creighton | 1948-69 | 14 | 800 |
| 40. Frank Mathers | 1948-62 | 14 | 799 |
| 41. Chris Bourque | 2004-19 | 13 | 794 |
| 42. Zello Toppazzini | 1948-64 | 15 | 785 |
| 43. Darren Haydar | 2002-13 | 11 | 780 |
| 44. Alexandre Giroux | 2001-12 | 11 | 771 |
| 45. Brandon Smith | 1994-2007 | 13 | 769 |
| Keith Aucoin | 2001-14 | 13 | 769 |
| 47. Don Cherry | 1954-72 | 14 | 767 |
| 48. Marcel Paille (G) | 1956-74 | 15 | 765 |
| 49. Arnie Kullman | 1948-60 | 12 | 753 |
| 50. Jeff Hoggan | 2002-17 | 12 | 751 |
| Noel Price | 1956-76 | 13 | 751 |

Most Games Played With Same Club 992
Fred Glover, Cleveland Barons

Most Seasons With Same Club 16
Fred Glover, Cleveland Barons

Most Players Used, One Season 70
Providence Bruins, 1999-2000

Most Goaltenders Used, One Season 12
Cincinnati Mighty Ducks, 2000-01



Filip Zadina

Detroit's first-round choice (6th overall) in the 2018 NHL Draft, Filip Zadina made his pro debut at age 18 last season and totaled 35 points in 59 games with the Grand Rapids Griffins. Zadina also skated in nine NHL contests with the Red Wings and chipped in one goal and two assists.



Aaron Ness

Aaron Ness had a career year with the Hershey Bears in 2018-19, posting 50 assists, 55 points and a plus-24 rating in 71 games and earning a nod as a Second Team AHL All-Star. A veteran of 519 career AHL games, Ness signed a two-year contract with the Arizona Coyotes in the offseason.

All-Time Regular Season Records

Defensemen Leaders

Points

| | Player | Played From-To | Total Seasons | GP | Pts |
|-----|---------------------|----------------|---------------|------------|------------|
| 1. | Bryan Helmer | 1993-2013 | 19 | 1,116 | 564 |
| 2. | John Slaney | 1991-2007 | 13 | 631 | 519 |
| 3. | T.J. Brennan | 2009-19 | 10 | 645 | 467 |
| 4. | Steve Kraftcheck | 1949-64 | 13 | 839 | 453 |
| 5. | Ralph Keller | 1957-74 | 13 | 839 | 446 |
| 6. | Jim Wiemer | 1981-95 | 13 | 548 | 431 |
| 7. | Jim Morrison | 1951-73 | 12 | 721 | 426 |
| 8. | Brandon Smith | 1994-2007 | 13 | 769 | 410 |
| 9. | Frank Mathers | 1948-62 | 14 | 799 | 407 |
| 10. | Kent Douglas | 1955-76 | 13 | 625 | 404 |
| 11. | Brad Tiley | 1991-2006 | 12 | 749 | 394 |
| 12. | Darren Rumble | 1989-2005 | 14 | 614 | 394 |
| 13. | Nolan Baumgartner | 1996-2012 | 15 | 878 | 390 |
| 14. | Terry Virtue | 1993-2007 | 14 | 888 | 387 |
| 15. | Ed MacQueen | 1954-71 | 16 | 850 | 386 |
| 16. | John Bednarski | 1972-82 | 9 | 576 | 379 |
| 17. | Noel Price | 1956-76 | 13 | 751 | 378 |
| 18. | Mike Hurlbut | 1990-2002 | 10 | 596 | 377 |
| 19. | Aldo Guidolin | 1955-69 | 14 | 879 | 375 |
| 20. | Garrett Stafford | 2003-13 | 10 | 666 | 368 |

Goals

| | Player | Played From-To | Total Seasons | GP | G |
|-----|---------------------|----------------|---------------|------------|------------|
| 1. | John Slaney | 1991-2007 | 13 | 631 | 166 |
| 2. | T.J. Brennan | 2009-19 | 10 | 645 | 156 |
| 3. | Bryan Helmer | 1993-2013 | 19 | 1,116 | 129 |
| 4. | Jim Wiemer | 1981-95 | 13 | 548 | 124 |
| 5. | Ed MacQueen | 1954-71 | 16 | 850 | 123 |
| 6. | Ralph Keller | 1957-74 | 13 | 839 | 111 |
| 7. | Brad Tiley | 1991-2006 | 12 | 749 | 99 |
| 8. | Mike Hurlbut | 1990-2002 | 10 | 596 | 97 |
| 9. | Kent Douglas | 1955-76 | 13 | 625 | 95 |
| 10. | John Bednarski | 1972-82 | 9 | 576 | 94 |
| | Brandon Smith | 1994-2007 | 13 | 769 | 94 |
| 12. | Garrett Stafford | 2003-13 | 10 | 666 | 93 |
| 13. | David Cooper | 1992-2001 | 8 | 396 | 90 |
| 14. | Derrick Walser | 1998-2008 | 8 | 411 | 89 |
| | Clay Wilson | 2005-12 | 7 | 487 | 89 |
| 16. | Terry Virtue | 1993-2007 | 14 | 888 | 88 |
| 17. | Roger Cote | 1959-72 | 12 | 668 | 87 |
| | Mark Wotton | 1994-2011 | 14 | 896 | 87 |
| 19. | Jim Morrison | 1951-73 | 12 | 721 | 85 |
| 20. | Nolan Baumgartner | 1996-2012 | 15 | 878 | 83 |

Assists

| | Player | Played From-To | Total Seasons | GP | A |
|-----|---------------------|----------------|---------------|------------|------------|
| 1. | Bryan Helmer | 1993-2013 | 19 | 1,116 | 435 |
| 2. | Steve Kraftcheck | 1949-64 | 13 | 839 | 386 |
| 3. | John Slaney | 1991-2007 | 13 | 631 | 353 |
| 4. | Jim Morrison | 1951-73 | 12 | 721 | 341 |
| 5. | Frank Mathers | 1948-62 | 14 | 799 | 340 |
| 6. | Ralph Keller | 1957-74 | 13 | 839 | 335 |
| 7. | Noel Price | 1956-76 | 13 | 751 | 319 |
| 8. | Darren Rumble | 1989-2005 | 14 | 614 | 317 |
| 9. | Brandon Smith | 1994-2007 | 13 | 769 | 316 |
| 10. | T.J. Brennan | 2009-19 | 10 | 645 | 311 |
| 11. | Kent Douglas | 1955-76 | 13 | 625 | 309 |
| 12. | Jim Wiemer | 1981-95 | 13 | 548 | 307 |
| | Nolan Baumgartner | 1996-2012 | 15 | 878 | 307 |
| 14. | Terry Virtue | 1993-2007 | 14 | 888 | 299 |
| 15. | Aldo Guidolin | 1955-69 | 14 | 879 | 297 |
| 16. | John Bednarski | 1972-82 | 9 | 576 | 295 |
| | Brad Tiley | 1991-2006 | 12 | 749 | 295 |
| 18. | Mike Hurlbut | 1990-2002 | 10 | 596 | 280 |
| 19. | Mark Wotton | 1994-2011 | 14 | 896 | 278 |
| 20. | Garrett Stafford | 2003-13 | 10 | 666 | 275 |

Games Played

| | Player | Played From-To | Total Seasons | GP |
|-----|-------------------|----------------|---------------|-------|
| 1. | Bryan Helmer | 1993-2013 | 19 | 1,116 |
| 2. | Mark Wotton | 1994-2011 | 14 | 896 |
| 3. | Terry Virtue | 1993-2007 | 14 | 888 |
| 4. | Maxime Fortunus | 2003-18 | 15 | 882 |
| 5. | Aldo Guidolin | 1955-69 | 14 | 879 |
| 6. | Nolan Baumgartner | 1996-2012 | 15 | 878 |
| 7. | Brennan Evans | 2003-16 | 13 | 870 |
| 8. | Andy Branigan | 1940-58 | 15 | 859 |
| 9. | Ed MacQueen | 1954-71 | 16 | 850 |
| 10. | Dan Jancevski | 2001-12 | 11 | 844 |
| 11. | Steve Kraftcheck | 1949-64 | 13 | 839 |
| | Ralph Keller | 1957-74 | 13 | 839 |
| 13. | John Stevens | 1984-99 | 14 | 834 |
| 14. | Tommy Williams | 1948-64 | 15 | 822 |
| 15. | Frank Mathers | 1948-62 | 14 | 799 |
| 16. | Brandon Smith | 1994-2007 | 13 | 769 |
| 17. | Don Cherry | 1954-72 | 14 | 767 |
| 18. | Noel Price | 1956-76 | 13 | 751 |
| 19. | Brad Tiley | 1991-2006 | 12 | 749 |
| 20. | Nolan Yonkman | 2001-15 | 14 | 733 |



T.J. Brennan

T.J. Brennan continued to climb the AHL's scoring leaderboard last season, collecting 43 points in 63 games for Lehigh Valley. The only defenseman in AHL history to reach double digits in goals eight times in his career, Brennan enters 2019-20 just 10 goals shy of John Slaney's record for a blueliner (166).



All-Time Regular Season Records

Penalties

| | Player | Played From-To | Total Seasons | GP | PIM |
|-----|-------------------------------|----------------|---------------|------------|--------------|
| 1. | Dennis Bonvie | 1993-2008 | 15 | 871 | 4,493 |
| 2. | Rob Murray | 1988-2003 | 15 | 1,018 | 2,940 |
| 3. | Peter Vandermeer | 1997-2010 | 13 | 611 | 2,772 |
| 4. | Francis Lessard | 1999-2012 | 11 | 566 | 2,682 |
| 5. | Shawn Thornton | 1997-2007 | 10 | 605 | 2,468 |
| 6. | Fred Glover | 1948-68 | 20 | 1,201 | 2,402 |
| 7. | Brent Thompson | 1995-2005 | 9 | 635 | 2,084 |
| 8. | Serge Roberge | 1987-96 | 9 | 493 | 1,974 |
| 9. | Greg Smyth | 1985-99 | 10 | 361 | 1,970 |
| 10. | Rocky Thompson | 1995-2007 | 11 | 566 | 1,919 |
| 11. | Mike Stevens | 1985-94 | 9 | 617 | 1,916 |
| 12. | Terry Virtue | 1993-2007 | 14 | 888 | 1,856 |
| 13. | Mike Stothers | 1981-92 | 11 | 670 | 1,840 |
| 14. | Kris Newbury | 2003-17 | 14 | 826 | 1,839 |
| 15. | Lou Crawford | 1982-94 | 11 | 658 | 1,827 |
| 16. | Zack Stortini | 2003-19 | 13 | 603 | 1,825 |
| 17. | Pierre-Luc Letourneau-Leblond | 2005-17 | 11 | 486 | 1,820 |
| 18. | Jamie Huscroft | 1987-2001 | 9 | 406 | 1,796 |
| 19. | Sylvain Blouin | 1994-2004 | 8 | 388 | 1,791 |
| 20. | Louis Robitaille | 2003-2011 | 7 | 440 | 1,759 |

Most Penalty Minutes, Career 4,493

Dennis Bonvie, Cape Breton, Hamilton, Portland, Philadelphia, Wilkes-Barre/Scranton, Providence, Binghamton, Hershey

Most Penalty Minutes, One Season 551

Brian McGrattan, Binghamton - 2004-05 (53 minors, 41 majors, 18 misconducts, 6 game misconducts)

Most Penalty Minutes, One Game 64

Steve Parsons, Wilkes-Barre/Scranton - Mar. 17, 2002 vs. Syracuse (2 minors, 2 majors, 1 misconduct, 4 game misconducts)

Most Times To Lead League In Penalty Minutes 3

Pete Bessone, Pittsburgh - 1939-40 (100); Pittsburgh/Cleveland - 1942-43 (92); Cleveland - 1944-45 (100)

Larry Zeidel, Hershey - 1956-57 (211), 1959-60 (203); Cleveland - 1965-66 (162)

Most Penalty Shots Scored, Career 6

Bob McCully, Springfield, Providence, New Haven, Philadelphia

Most Penalty Shots Scored, One Season 3

"Hap" Emms, Pittsburgh - 1938-39
Bob McCully, New Haven - 1939-40
Pat Egan, Springfield - 1939-40

Rookie Records (since 1982-83)

Most Points by a Rookie, One Season 134

Stephan Lebeau, Sherbrooke - 1988-89

Most Points by a Rookie Defenseman, One Season 66

John Slaney, Baltimore - 1992-93

Most Consecutive Games with a Point or More 31

Mike Richard, Binghamton - Oct. 18, 1987 - Dec. 23, 1987 (55 pts)

Most Goals by a Rookie, One Season 70

Stephan Lebeau, Sherbrooke - 1988-89

Most Goals by a Rookie Defenseman, One Season 20

John Slaney, Baltimore - 1992-93

Most Consecutive Games with a Goal or More 14

Brett Hull, Moncton - Jan. 24, 1987 - Feb. 21, 1987 (19g)

Most Assists by a Rookie, One Season 76

Benoit Brunet, Sherbrooke - 1988-89

Most Assists by a Rookie Defenseman, One Season 47

Mike Gaul, Hershey - 1997-98

DID YOU KNOW?

Bakersfield Condors forwards **Tyler Benson** and **Cooper Marody** combined for 130 points in 2018-19, the most by a pair of rookie AHL teammates since **Cory Conacher** and **Tyler Johnson** put up 148 points for Norfolk in 2011-12.



Tyler Benson, Cooper Marody

Bakersfield's dynamic duo of Tyler Benson (15-51-66) and Cooper Marody (19-45-64) finished second and third, respectively, among all AHL rookies in scoring in 2018-19. Benson was named a Second Team AHL All-Star, and Marody made his NHL debut with Edmonton, appearing in six games.



Pavel Francouz

A veteran of the European leagues, Pavel Francouz had a memorable first season in North America in 2018-19. The Czech-born netminder went 27-17-3 for the Colorado Eagles and made more saves (1,403) than any other goalie in the AHL. Francouz also got his first taste of the NHL, posting a .943 save percentage in two appearances with the parent Avalanche.

All-Time Regular Season Records

Goaltending Leaders Per Season (GAA)

NOTE: Goals against averages were calculated based on games played until 1964-65, when the AHL began figuring averages based on minutes played.

| Year (GP) | Goalie | GP | GA | SO | GAA | Year (GP) | Goalie | GP | GA | SO | GAA |
|------------|--------------------------------|----|-----|----|------|---------------|--------------------------------------|----|-----|----|------|
| 36-37 (48) | Bert Gardiner, Philadelphia | 47 | 108 | 4 | 2.29 | 78-79 (80) | Lindsay Middlebrook, New Haven | 54 | 173 | 1 | 3.22 |
| 37-38 (48) | Frank Brimsek, Providence | 48 | 86 | 5 | 1.79 | 79-80 (80) | Rick St. Croix, Maine | 46 | 133 | 1 | 2.92 |
| 38-39 (54) | Alfie Moore, Hershey | 53 | 105 | 7 | 1.98 | 80-81 (80) | Vincent Tremblay, New Brunswick | 46 | 141 | 2 | 3.24 |
| 39-40 (56) | Moe Roberts, Cleveland | 56 | 130 | 5 | 2.32 | 81-82 (80) | Warren Skorodenski, New Brunswick | 28 | 70 | 3 | 2.55 |
| 40-41 (56) | Chuck Rayner, Springfield | 36 | 87 | 6 | 2.42 | 82-83 (80) | Bob Froese, Maine | 33 | 110 | 2 | 3.36 |
| 41-42 (56) | Bill Beveridge, Cleveland | 31 | 73 | 8 | 2.35 | 83-84 (80) | Brian Ford, Fredericton | 36 | 105 | 2 | 2.94 |
| 42-43 (56) | Gordie Bell, Buffalo | 52 | 125 | 9 | 2.40 | 84-85 (80) | Jon Casey, Baltimore | 46 | 116 | 4 | 2.63 |
| 43-44 (54) | Nick Damore, Hershey | 54 | 133 | 6 | 2.46 | 85-86 (80) | Peter Sidorkiewicz, Binghamton | 49 | 150 | 2 | 3.19 |
| 44-45 (60) | Yves Nadon, Buffalo | 30 | 87 | 3 | 2.90 | 86-87 (80) | Daren Puppa, Rochester | 57 | 146 | 1 | 2.80 |
| 45-46 (62) | Connie Dion, St. Louis/Buffalo | 42 | 124 | 1 | 2.95 | 87-88 (80) | Vincent Riendeau, Sherbrooke | 44 | 112 | 4 | 2.67 |
| 46-47 (64) | Baz Bastien, Pittsburgh | 40 | 104 | 7 | 2.60 | 88-89 (80) | Randy Exelby, Sherbrooke | 52 | 146 | 6 | 2.98 |
| 47-48 (68) | Baz Bastien, Pittsburgh | 68 | 170 | 5 | 2.50 | 89-90 (80) | Jean-Claude Bergeron, Sherbrooke | 40 | 103 | 2 | 2.74 |
| 48-49 (68) | Baz Bastien, Pittsburgh | 68 | 175 | 6 | 2.57 | 90-91 (80) | David Littman, Rochester | 56 | 160 | 3 | 3.04 |
| 49-50 (70) | Gil Mayer, Pittsburgh | 50 | 142 | 4 | 2.84 | 91-92 (80) | Frederic Chabot, Fredericton | 30 | 79 | 2 | 2.69 |
| 50-51 (71) | Gil Mayer, Pittsburgh | 71 | 174 | 6 | 2.45 | 92-93 (80) | Corey Hirsch, Binghamton | 46 | 125 | 1 | 2.79 |
| 51-52 (68) | Johnny Bower, Cleveland | 68 | 165 | 3 | 2.43 | 93-94 (80) | Kevin Hodson, Adirondack | 37 | 102 | 2 | 2.94 |
| 52-53 (64) | Gil Mayer, Pittsburgh | 62 | 146 | 6 | 2.35 | 94-95 (80) | Corey Schwab, Albany | 45 | 117 | 3 | 2.59 |
| 53-54 (70) | Jacques Plante, Buffalo | 55 | 148 | 3 | 2.69 | 95-96 (80) | Manny Legace, Springfield | 37 | 83 | 5 | 2.27 |
| 54-55 (64) | Gil Mayer, Pittsburgh | 64 | 179 | 3 | 2.80 | 96-97 (80) | Jean-Francois Labbe, Hershey | 66 | 160 | 6 | 2.52 |
| 55-56 (64) | Gil Mayer, Pittsburgh | 56 | 151 | 5 | 2.70 | 97-98 (80) | Richard Shulmistra, Albany | 35 | 78 | 2 | 2.31 |
| 56-57 (64) | Johnny Bower, Providence | 57 | 138 | 4 | 2.42 | 98-99 (80) | Martin Biron, Rochester | 52 | 108 | 6 | 2.07 |
| 57-58 (70) | Johnny Bower, Cleveland | 64 | 140 | 8 | 2.19 | 99-00 (80) | Milan Hnilicka, Hartford | 33 | 71 | 5 | 2.15 |
| 58-59 (70) | Bobby Perreault, Hershey | 50 | 134 | 6 | 2.68 | 00-01 (80) | Dwayne Roloson, Worcester | 52 | 113 | 6 | 2.17 |
| 59-60 (72) | Ed Chadwick, Rochester | 67 | 184 | 4 | 2.75 | 01-02 (80) | Martin Prusek, Grand Rapids | 33 | 58 | 4 | 1.83 |
| 60-61 (72) | Marcel Paille, Springfield | 67 | 188 | 8 | 2.81 | 02-03 (80) | Craig Anderson, Norfolk | 32 | 58 | 4 | 1.94 |
| 61-62 (70) | Marcel Paille, Springfield | 45 | 115 | 2 | 2.56 | 03-04 (80) | Wade Dubielewicz, Bridgeport | 33 | 45 | 9 | 1.38 |
| 62-63 (72) | Denis DeJordy, Buffalo | 67 | 187 | 6 | 2.79 | 04-05 (80) | Steve Valiquette, Hartford | 35 | 56 | 7 | 1.77 |
| 63-64 (72) | Roger Crozier, Pittsburgh | 44 | 103 | 4 | 2.34 | 05-06 (80) | Dany Sabourin, Wilkes-Barre/Scranton | 49 | 111 | 4 | 2.26 |
| 64-65 (72) | Gerry Cheevers, Rochester | 71 | 195 | 5 | 2.68 | 06-07 (80) | Jaroslav Halak, Hamilton | 28 | 54 | 6 | 2.00 |
| 65-66 (72) | Les Binkley, Cleveland | 66 | 192 | 2 | 2.93 | 07-08 (80) | Nolan Schaefer, Houston | 34 | 68 | 6 | 2.06 |
| 66-67 (72) | Andre Gill, Hershey | 56 | 161 | 4 | 2.90 | 08-09 (80) | Cory Schneider, Manitoba | 40 | 79 | 5 | 2.04 |
| 67-68 (72) | Bobby Perreault, Rochester | 57 | 149 | 6 | 2.88 | 09-10 (80) | Cedrick Desjardins, Hamilton | 47 | 86 | 6 | 2.00 |
| 68-69 (74) | Gilles Villemure, Buffalo | 62 | 148 | 6 | 2.41 | 10-11 (80) | Curtis Sanford, Hamilton | 40 | 73 | 5 | 1.93 |
| 69-70 (72) | Gilles Villemure, Buffalo | 65 | 156 | 8 | 2.52 | 11-12 (76) | Ben Scrivens, Toronto | 39 | 78 | 4 | 2.04 |
| 70-71 (72) | Gary Kurt, Cleveland | 42 | 101 | 3 | 2.67 | 12-13 (76) | Jeff Zatkoff, Wilkes-Barre/Scranton | 49 | 90 | 5 | 1.93 |
| 71-72 (76) | Ross Brooks, Boston | 30 | 65 | 1 | 2.38 | 13-14 (76) | Jake Allen, Chicago | 52 | 106 | 7 | 2.03 |
| 72-73 (76) | Michel Larocque, Nova Scotia | 47 | 113 | 1 | 2.50 | 14-15 (76) | Matt Murray, Wilkes-Barre/Scranton | 40 | 61 | 12 | 1.58 |
| 73-74 (76) | Jim Shaw, Nova Scotia | 41 | 104 | 3 | 2.68 | 15-16 (76/68) | Peter Budaj, Ontario | 60 | 104 | 9 | 1.75 |
| 74-75 (76) | Ed Walsh, Nova Scotia | 46 | 128 | 2 | 2.77 | 16-17 (76/68) | Casey DeSmith, Wilkes-Barre/Scranton | 29 | 58 | 1 | 2.01 |
| 75-76 (76) | Dave Elenbaas, Nova Scotia | 48 | 114 | 5 | 2.42 | 17-18 (76/68) | Garret Sparks, Toronto | 43 | 75 | 6 | 1.79 |
| 76-77 (80) | Dave Elenbaas, Nova Scotia | 31 | 81 | 5 | 2.61 | 18-19 (76/68) | Alex Nedeljkovic, Charlotte | 51 | 110 | 4 | 2.26 |
| 77-78 (81) | Hardy Astrom, New Haven | 27 | 69 | 5 | 2.63 | | | | | | |



Mike McKenna

A whirlwind 2018-19 season had Mike McKenna part of three NHL organizations (Ottawa, Vancouver, Philadelphia) and play a total of 27 games for four teams between the NHL and the AHL. McKenna, who announced his retirement on Aug. 27, finished his 14-year career in the top 10 among American Hockey League goaltenders in career wins, games and shutouts.

Michael Leighton

Five-time AHL All-Star Michael Leighton caught on with the Utica Comets after Vancouver lost Mike McKenna on waivers in January and helped keep the Comets in the thick of the North Division playoff race. Leighton made history in Laval on Mar. 9 when he became just the eighth goalie ever to play 500 regular-season AHL games.



All-Time Regular Season Records

Wins

| | Player | Played From-To | Total Seasons | GP | Wins |
|-----|-------------------------|----------------|---------------|------------|------------|
| 1. | Johnny Bower | 1945-58 | 11 | 592 | 359 |
| 2. | Gil Mayer | 1949-63 | 14 | 689 | *350 |
| 3. | Marcel Paille | 1956-74 | 15 | 765 | 349 |
| 4. | Harvey Bennett | 1946-59 | 13 | 540 | 260 |
| 5. | Michael Leighton | 2001-19 | 15 | 507 | 250 |
| 6. | Bobby Perreault | 1951-69 | 13 | 512 | *248 |
| 7. | Frederic Cassivi | 1995-2008 | 12 | 500 | 232 |
| 8. | Mike McKenna | 2005-19 | 14 | 477 | 231 |
| 9. | Gord Henry | 1944-55 | 11 | 510 | 226 |
| 10. | Drew MacIntyre | 2004-16 | 12 | 440 | 225 |
| 11. | Red Almas | 1946-54 | 8 | 450 | 218 |
| 12. | Nick Damore | 1938-47 | 9 | 464 | 211 |
| 13. | Yann Danis | 2003-17 | 12 | 414 | 205 |
| 14. | Neil Little | 1993-2005 | 11 | 419 | 203 |
| 15. | Jean-Francois Labbe | 1993-2003 | 10 | 420 | 202 |
| 16. | Ed Chadwick | 1952-68 | 11 | 417 | 196 |
| 17. | Gordie Bell | 1942-56 | 12 | 471 | 190 |
| 18. | Dustin Tokarski | 2009-19 | 10 | 343 | 183 |
| 19. | Connie Dion | 1944-51 | 7 | 350 | 181 |
| 20. | Peter Sidorkiewicz | 1984-98 | 8 | 345 | 179 |

*Hershey was 9-6-0 in games using Mayer/Perreault platoon (1958-59); wins not assigned to either goaltender

Games Played (Goaltenders)

| | Player | Played From-To | Total Seasons | GP |
|-----|-------------------------|----------------|---------------|------------|
| 1. | Marcel Paille | 1956-74 | 15 | 765 |
| 2. | Gil Mayer | 1949-63 | 14 | 689 |
| 3. | Johnny Bower | 1945-58 | 11 | 592 |
| 4. | Harvey Bennett | 1946-59 | 13 | 540 |
| 5. | Bobby Perreault | 1951-69 | 13 | 512 |
| 6. | Gord Henry | 1944-55 | 11 | 510 |
| 7. | Michael Leighton | 2001-19 | 15 | 507 |
| 8. | Frederic Cassivi | 1995-2008 | 12 | 500 |
| 9. | Mike McKenna | 2005-19 | 14 | 477 |
| 10. | Gordie Bell | 1942-56 | 12 | 471 |
| 11. | Nick Damore | 1938-47 | 9 | 464 |
| 12. | Red Almas | 1946-54 | 8 | 450 |
| 13. | Drew MacIntyre | 2004-16 | 12 | 440 |
| 14. | Jean-Francois Labbe | 1993-2003 | 10 | 420 |
| 15. | Neil Little | 1993-2005 | 11 | 419 |
| 16. | Ed Chadwick | 1952-68 | 11 | 417 |
| 17. | Yann Danis | 2003-17 | 12 | 414 |
| 18. | Martin Brochu | 1993-2004 | 10 | 363 |
| 19. | Sam St. Laurent | 1979-92 | 13 | 359 |
| 20. | Marcel Cousineau | 1993-2002 | 8 | 351 |

Shutouts

| | Player | Played From-To | Total Seasons | GP | SO |
|-----|-------------------------|----------------|---------------|------------|-----------|
| 1. | Michael Leighton | 2001-19 | 15 | 507 | 50 |
| 2. | Johnny Bower | 1945-58 | 11 | 592 | 45 |
| 3. | Gil Mayer | 1949-63 | 14 | 680 | 41 |
| 4. | Bobby Perreault | 1951-69 | 13 | 503 | 37 |
| 5. | Nick Damore | 1938-47 | 9 | 464 | 36 |
| | Marcel Paille | 1956-74 | 15 | 765 | 36 |
| 7. | Jason LaBarbera | 2000-16 | 10 | 338 | 32 |
| 8. | Yann Danis | 2003-17 | 12 | 414 | 29 |
| 9. | Brad Thiessen | 2009-19 | 10 | 270 | 28 |
| 10. | Jean-Francois Labbe | 1993-2003 | 10 | 420 | 27 |
| | Mike McKenna | 2005-19 | 14 | 477 | 27 |
| 12. | Dustin Tokarski | 2009-19 | 10 | 343 | 26 |
| 13. | Alfie Moore | 1936-42 | 6 | 200 | 24 |
| | Gilles Villemure | 1963-70 | 5 | 300 | 24 |
| | Joey MacDonald | 2001-15 | 12 | 326 | 24 |
| | Frederic Cassivi | 1995-2008 | 12 | 500 | 24 |
| 17. | Bert Gardiner | 1936-42 | 5 | 238 | 23 |
| | Curtis Sanford | 2000-11 | 10 | 253 | 23 |
| | Travis Scott | 1996-2005 | 7 | 321 | 23 |
| | Ed Chadwick | 1952-68 | 11 | 417 | 23 |

Regular Season Goaltender Records

| | |
|---|---------------|
| Most Games Played, Career | 765 |
| Marcel Paille, Cleveland, Providence, Buffalo, Springfield, Baltimore, Richmond | |
| Most Games Won, Career | 359 |
| Johnny Bower, Providence, Cleveland (359-174-57) | |
| Most Minutes Played, Career | 45,300 |
| Marcel Paille, Cleveland, Providence, Buffalo, Springfield, Baltimore, Richmond | |
| Most Goals Against, Career | 2,547 |
| Marcel Paille, Cleveland, Providence, Buffalo, Springfield, Baltimore, Richmond | |
| Most Shutouts, Career | 50 |
| Michael Leighton, Norfolk, Rochester, Portland, Philadelphia/Adirondack, Albany, Rockford, Charlotte, Syracuse, Chicago, W-B/Scranton, Ontario, Utica | |
| Most Games Played, One Season | 74 |
| Mike O'Neill, Baltimore Bandits - 1995-96 | |
| Most Games Won, One Season | 48 |
| Gerry Cheevers, Rochester Americans - 1964-65 (48-21-3) | |
| Most Games Won by a Rookie, One Season | 39 |
| Alex Stalock, Worcester Sharks - 2009-10 (39-19-2) | |
| Most Games Lost, One Season | 44 |
| Nick Damore, Philadelphia Rockets - 1946-47 (5-44-7) Lou Crowdis, Washington Lions - 1948-49 (10-44-4) | |
| Most Games Tied, One Season | 15 |
| Harry Lumley, Indianapolis Capitals - 1943-44 (19-18-15) | |
| Most Minutes Played, One Season | 4,360 |
| Roy Edwards, Buffalo Bisons - 1959-60 | |
| Most Goals Against, One Season | 342 |
| Nick Damore, Philadelphia Rockets - 1946-47 | |
| Most Shutouts, One Season | 13 |
| Jason LaBarbera, Hartford Wolf Pack - 2003-04 | |
| Most Shutouts by a Rookie, One Season | 12 |
| Matt Murray, Wilkes-Barre/Scranton Penguins - 2014-15 | |
| Lowest Goals-Against Average, One Season | 1.38 |
| Wade Dubielewicz, Bridgeport Sound Tigers - 2003-04 | |
| Longest Shutout Streak | 304:11 |
| Matt Murray, Wilkes-Barre/Scranton Penguins, Feb. 8, 2015 - Mar. 8, 2015 | |
| Longest Shutout Streak, Consecutive Team Games | 249:51 |
| Johnny Bower, Cleveland Barons - Nov. 27, 1957 - Dec. 7, 1957 | |
| Most Points, One Season | 7 |
| Darcy Wakaluk, Rochester Americans - 1987-88 (1g, 6a) Darcy Wakaluk, Rochester Americans - 1989-90 (7a) David Littman, Rochester Americans - 1990-91 (7a) | |
| Longest Unbeaten Streak by a Goaltender | 19 |
| John Grahame, Providence Bruins - 1998-99 (19-0-0) | |
| Most Saves by a Goaltender, One Season (since 73-74) | 2,005 |
| Mike O'Neill, Baltimore Bandits - 1995-96 (74 games) | |
| Highest Save Percentage, One Season (since 84-85) | .946 |
| Wade Dubielewicz, Bridgeport Sound Tigers - 2003-04 | |
| Goals Scored by a Goaltender | |
| Darcy Wakaluk, Rochester - Dec. 5, 1987 at Utica Paul Cohen, Springfield - Mar. 28, 1992 vs. Rochester Robb Stauber, Rochester - Oct. 9, 1995 at Prince Edward Island Christian Bronsard, Syracuse - Oct. 30, 1999 at Rochester Jean-Francois Labbe, Hartford - Feb. 5, 2000 at Quebec Chris Mason, Milwaukee - Oct. 15, 2001 at Utah Antero Niittymaki, Philadelphia - Apr. 11, 2004 at Hershey (OT goal) Seamus Kotyk, Milwaukee - Apr. 17, 2005 at San Antonio Drew MacIntyre, Manitoba - Feb. 20, 2008 at Chicago (OT goal) Chris Holt, Binghamton - Mar. 19, 2010 vs. Rochester Reto Berra, Lake Erie - Jan. 16, 2015 at Chicago Jonas Gustavsson, Bakersfield - Mar. 24, 2017 vs. San Diego Alex Nedeljkovic, Charlotte - Mar. 10, 2018 vs. Hartford Tristan Jarry, Wilkes-Barre/Scranton - Nov. 14, 2018 at Springfield Max Lagace, Chicago - May 25, 2019 at San Diego (playoffs) | |



2019 Calder Cup Finals
Charlotte Checkers vs. Chicago Wolves



Calder Cup Playoffs Record Book

The Story of the Calder Cup

The coveted Calder Cup has been a motivational force for American Hockey League teams throughout the League's 83-year history. It is one of our sport's greatest challenges and ultimate honors to hoist the Calder Cup in victory.

The trophy is named for Frank Calder, who served as the National Hockey League's first President from 1917 to 1943. During the 1920's, Mr. Calder was instrumental in guiding hockey into the mainstream of America's major cities including Boston, New York, Detroit and Chicago, while helping in the formation of the American League.

The Calder Cup trophy itself was actually first awarded in 1938 to the Providence Reds for winning the second International-American Hockey League championship. (In 1996, George Parsons of the Syracuse Stars was presented the Calder Cup in a ceremony at the Onondaga County War Memorial, as it is believed the Stars never received a trophy for their 1937 championship.)

In 2001, the trophy's base was changed to include two tiers of plaques, which feature the rosters of each of the last 20 Calder Cup champions; the plaques from all previous champions are on display in the Hockey Hall of Fame in Toronto. The entire Calder Cup trophy now stands 24 inches tall and weighs 25 pounds. The bowl, made of sterling silver, is 12 inches high and eight inches in diameter. The hardwood base is made of Brazilian mahogany.

A total of 33 different cities have had their AHL member club win the Calder Cup, led by Hershey with 11 and Cleveland with 10. Springfield (seven), Rochester (six), Providence (five), Chicago (two) and Grand Rapids (two) are the other active cities with more than one title.

Twenty-nine members of the Hockey Hall of Fame have won the Calder Cup in their careers, including Johnny Bower, Terry Sawchuk, Emile Francis, Gerry Cheevers, Al Arbour, Andy Bathgate, Larry Robinson, Doug Harvey, Patrick Roy and Fred Shero.

Not only have great players won the Calder Cup, but outstanding coaches have also hoisted the AHL's championship trophy. Hall of Famer Fred "Bun" Cook holds the distinction of winning seven Calder Cups in his career; no other AHL head coach has ever won more than three. Current NHL head coaches with Calder Cup titles on their resumes include Barry Trotz (Portland, 1994), John Tortorella (Rochester, 1996), Peter Laviolette (Providence, 1999), Todd McLellan (Houston, 2003), Bruce Boudreau (Hershey, 2006), Jon Cooper (Norfolk, 2012), Jeff Blashill (Grand Rapids, 2013) and Jared Bednar (Lake Erie, 2016).

More than 100 players and coaches have won both the Calder Cup and Stanley Cup in their careers, including Ace Bailey, Brian Engblom, Dick Gamble, Butch Goring, Adam Graves, Peter Mahovlich, Kirk Maltby, Ab McDonald, Patrick Sharp, Fred Shero, Brian Skrudland, Jeff Carter, Mike Richards, Eric Fehr, Braden Holtby and John Carlson.

Two-time Calder Cup champion Darren Haydar is the AHL's all-time leader in playoff goals (63) and points (143), and three-time winner Bryan Helmer has played in more Calder Cup Playoff games (159) than anyone else. Marcel Paille's 49 playoff victories are the most ever by a goaltender, and Bill McDougall set single-season records that may never be broken when he tallied 26 goals, 26 assists and 52 points during the 1993 postseason with the Cape Breton Oilers.

Four men share the honor of having won the most Calder Cups during their playing careers: Bob Solinger, Les Duff, Fred Glover and Mike Busniuk each skated to five titles.

Calder Cup-winning teams have impacted significantly on the success of their NHL parent clubs. On three occasions an AHL club and its NHL affiliate won their league championships in the same year: In 1976 and 1977, the Montreal Canadiens won the Stanley Cup while their AHL affiliate, the Nova Scotia Voyageurs, won the Calder Cup, and in 1995, the Stanley Cup champion New Jersey Devils saw their AHL affiliate, the Albany River Rats, win a title as well. In 2008, the Wilkes-Barre/Scranton Penguins and their parent club in Pittsburgh both reached their respective league Finals, and in 2019, the Charlotte Checkers won the Calder Cup while the Carolina Hurricanes reached the NHL's Eastern Conference Final.

Only one team in 83 years has been able to win the Calder Cup in three consecutive seasons: the Springfield Indians, under the leadership of AHL and Hockey Hall of Famers Eddie Shore and Jack Butterfield, skated to Calder Cup championships in 1960, 1961 and 1962.



Calder Cup Championship Rosters

1936-37 – Syracuse Stars – Murray Armstrong, Max Bennett, Mickey Blake, Jack Church, Eddie Convey, Bazel Doran, Jack Howard, Art Jackson, James Jarvis, Norm Locking, Norman Mann, Jack Markle, George Parsons, Charles Shannon, Phil Stein (G)

1937-38 – Providence Reds – Fred "Bun" Cook, Johnny Crawford, Clarence "Mickey" Drouillard, Art Giroux, Red Hamill, Mel Hill, James Jarvis, Walter "Jeff" Kalbfleisch, Jack Keating, Gord Kuhn, Art Lesieur, Sammy McManus, Lorin Mercer, John Shewchuk, Wilfred Starr, Frank Brimsek (G)

1938-39 – Cleveland Barons – Dick Adolph, Earl Bartholome, Art Berlett, Mickey Blake, Robert Blake, Les Cunningham, Lorne Duguid, Harry Foster, Bob Gracie, Emery Hanson, Phil Hergesheimer, James O'Neill, George Patterson, Fred Robertson, Paul Runge, Moe Roberts (G)

1939-40 – Providence Reds – Eddie Ambois, Bob Carse, John Chad, Fred "Bun" Cook, Joffre Desilets, John Doran, Art Giroux, Hal Jackson, Art Lesieur, Bill MacKenzie, Norman Mann, Crossley Sherwood, John Shill, Wilfred Starr, Clarence Steele, Hub Wilson, Mike Karakas (G)

1940-41 – Cleveland Barons – Dick Adolph, Oscar Asmundson, Oscar Aubuchon, Earl Bartholome, Alex "Bud" Cook, Les Cunningham, Don Deacon, Joffre Desilets, Joe Jerwa, Norm Locking, Bill MacKenzie, Jake Milford, Larry Molyneaux, Fred Robertson, Bill Summerhill, Alfie Moore (G), Moe Roberts (G)

1941-42 – Indianapolis Capitals – Dick Behling, Connie Brown, Les Douglas, Joe Fisher, Gus Giesebrecht, Hal Jackson, Bill Jennings, John "Red" Keating, Hec Kilrea, Ken Kilrea, Jud McAtee, Doug McCaig, John Ross, Joe Sawyer, Joe Turner (G)

1942-43 – Buffalo Bisons – Keith Allen, Bill Alium, Frank Beisler, Max Bennett, Robert Blake, Art Chapman, Fernand Gauthier, Fred Hunt, Max Kaminsky, Lloyd Klein, Ross Knipfel, Doug Lewis, Leo Richard, Maurice Rimstad, Carl Smith, Bill Summerhill, Gordie Bell (G)

1943-44 – Buffalo Bisons – Walter Atanas, Max Bennett, Gordon Davidson, Jack Dyte, Fred Hunt, Max Kaminsky, Lloyd Klein, Eldred Kobussen, Roger Leger, Maurice Rimstad, Larry Thibeault, Fred Thurier, Orville Waldriff, Bob Walton, Roger Bessette (G)

1944-45 – Cleveland Barons – Dick Adolph, George Agar, Earl Bartholomew, Pete Bessone, Tommy Burlington, Les Cunningham, Tom Fergie, Harvey Fraser, Leo Gasparini, Virgil Johnson, Roy Kelly, Edward Prokop, Danny Sprout, Lou Trudel, Orville Waldriff, Harvey Teno (G)

1945-46 – Buffalo Bisons – Jack Adams, Gerry Bellemarre, Robert Blake, George Boothman, Eddie Bouchard, Tommy Cooper, Wilfred Fields, Len Haldorsen, Fred Hunt, Roger Leger, Art Lessard, Doug Lewis, Vic Lynn, Murdo McKay, Michael McMahon, Paul Mundrick, Mike Shabaga, Connie Dion (G)

1946-47 – Hershey Bears – Pete Babando, Andy Branigan, Gordon Bruce, Hyman Buller, Herb Cain, Armand Gaudreault, Lloyd Gronsdahl, Don Grosso, Augie Herchenratter, Frank Mario, Norman McAtee, John Peirson, Walter "Babe" Pratt, Paul Ronty, Gino Rozzini, Pete Slobodian, Gordon Henry (G)

1947-48 – Cleveland Barons – George Allen, Les Brennan, Tony Bukovich, Hyman Buller, Bob Carse, Ab DeMarco, Roger Gagne, John Holota, Roy Kelly, Jack Lavoe, Pete Leswick, Church Russell, Bob Solinger, Danny Sprout, Fred Thurier, Eddie Wares, Roger Bessette (G)

1948-49 – Providence Reds – Maurice "Billy" Arcand, Roger Bedard, John Chad, Harvey Fraser, Jack Hamilton, Pete Kapusta, Eddie Kullman, Ray LaPlante, Carl Liscombe, Jack McGill, Art Michaluk, Elwin Morris, Bob Paul, Terry Reardon, Chuck Scherza, Jack Stoddard, Danny Summers, Harvey Bennett (G)

1949-50 – Indianapolis Capitals – Al Dewsbury, Fred Glover, Gordon Haidy, Ott Heller, Joe Lund, Pat Lundy, Doug McKay, Don Morrison, Rod Morrison, Nelson Podolsky, Max Quackenbush, Clare Raglan, Jerry Reid, Enio Scisizzi, Jim Uniak, Lyall Wiseman, Ben Woit, Terry Sawchuk (G)

1950-51 – Cleveland Barons – Hyman Buller, Eddie Bush, Ray Ceresino, Lloyd Doran, Les Douglas, Wally Hergesheimer, Sam Lavitt, Joe Lund, Murdo McKay, Eddie Olson, Phil Samis, Glen Sonmor, Harry Taylor, Fred Thuner, Nick Tomiuk, Tommy Williams, Johnny Bower (G)

1951-52 – Pittsburgh Hornets – Pete Backor, Andy Barbe, Chuck Blair, Leo Boivin, Bill Ezinicki, Gordon Hannigan, Ray Hannigan, Bob Hassard, Tim Horton, Phil Maloney, Frank Mathers, John McLellan, Rudy Migay, Bob Solinger, Frank Sullivan, Gil Mayer (G)

1952-53 – Cleveland Barons – Bob Bailey, Ray Ceresino, Bob Chrystal, Fred Glover, Jack Gordon, Ott Heller, Ike Hildebrand, Gus Karrys, Frank Kubasek, Eddie Olson, Ray Ross, Fred Shero, Glen Sonmor, Cal Stearns, Tommy Williams, Steve Wochy, Johnny Bower (G)

1953-54 – Cleveland Barons – Andy Bathgate, Chuck Blair, Ray Ceresino, Fred Glover, Jack Gordon, Ott Heller, Gus Karrys, Steve Kraftcheck, Eddie Olson, Tony Poeta, Eddie Reigle, Ray Ross, Fred Shero, Cal Stearns, Jack Stoddard, Murray Wilkie, Tommy Williams, Emile Francis (G)

1954-55 – Pittsburgh Hornets – Bob Bailey, Earl Balfour, Andy Barbe, Bill Burega, Jack Caffery, Gerry Foley, Ray Garipey, Gordon Hannigan, Bob Hassard, Willie Marshall, Frank Mathers, Jack Price, Marc Reaume, Bob Sabourin, Bob Solinger, Ray Timgren, Gil Mayer (G)

1955-56 – Providence Reds – Ron Attwell, Jim Bartlett, Dusty Blair, George Bouchard, Andy Branigan, Bruce Cline, Ken Davies, Bill Folk, Aldo Guidolin, Camille Henry, Bill Johansen, Paul Larivee, George McAvo, Bob Robertson, Ray Ross, Zello Toppazzini, Johnny Bower (G)

1956-57 – Cleveland Barons – Camille Bedard, Bo Elik, Fred Glover, Pete Goegan, Jack Gordon, Ken Hayden, Gordon Hudson, Ron Ingram, Steve Kraftcheck, Ed MacQueen, John McLellan, Jimmy Moore, Dan Poliziani, Bill Shvetz, Cal Stearns, Gordon Vejprava, Marcel Paille (G)

1957-58 – Hershey Bears – Dave Amadio, Lorne Davis, Al Dewsbury, Les Duff, Dunc Fisher, Len Haley, Gordon Hollingworth, Arnie Kullman, Hec Lalonde, Willie Marshall, Frank Mathers, Obie O'Brien, Ed Panagabko, Jack Price, Bob Solinger, Eddie Stankiewicz, Larry Zeidel, Bobby Perreault (G)

1958-59 – Hershey Bears – Les Duff, Dunc Fisher, Jacques Gagnon, Len Haley, Arnie Kullman, Hec Lalonde, Bud MacPherson, Willie Marshall, Frank Mathers, Tom McCarthy, Mike Nykoluk, Obie O'Brien, Jack Price, Bob Solinger, Eddie Stankiewicz, Gordon Strate, Howie Yanosik, Larry Zeidel, Bobby Perreault (G)

1959-60 – Springfield Indians – Jimmy Anderson, Jim Bartlett, Don Cherry, Bruce Cline, Ian Cushman, Kent Douglas, Gerry Foley, Ted Harris, Brian Kilrea, Parker MacDonald, Bob McCord, Billy McCreary, Dennis Olson, Harry Pidhirny, Noel Price, Floyd Smith, Bill Sweeney, Marcel Paille (G)

1960-61 – Springfield Indians – Jimmy Anderson, Jack Caffery, Bruce Cline, Ian Cushman, Kent Douglas, Gerry Foley, Ted Harris, Bob Kabel, Brian Kilrea, Bob McCord, Billy McCreary, Dennis Olson, Harry Pidhirny, Noel Price, Ken Schinkel, Bill Sweeney, Marcel Paille (G), George Wood (G)

1961-62 – Springfield Indians – Dave Amadio, Jimmy Anderson, Jim Baird, Bruce Cline, Kent Douglas, Dave Duke, Pete Goegan, Ted Harris, Don Johns, Bob Kabel, Brian Kilrea, Bob McCord, Billy McCreary, Dennis Olson, Larry Popein, Floyd Smith, Bill Sweeney, Marcel Paille (G)

1962-63 – Buffalo Bisons – Barry Cullen, Brian Cullen, Ian Cushman, Billy Dea, Atry Erickson, Pete Ford, Ron Ingram, Ed Kachur, John McKenzie, Gerry Melnyk, Doug Robinson, Cliff Schmautz, Brian Smith, Art Stratten, Ed Van Impe, Bob Wilson, Larry Wilson, Denis DeJordy (G)

1963-64 – Cleveland Barons – Ron Attwell, Ray Brunel, Bob Ellett, Fred Glover, Ted Harris, Cecil Hoekstra, Jim Holdaway, Ray Kinasewich, Dick Mattiussi, Jim Mikol, Bill Needham, Len Ronson, Guy Rousseau, Joe Szura, Larry Zeidel, Jean-Guy Morissette (G)

1964-65 – Rochester Americans – Al Arbour, Norman Armstrong, Wally Boyer, Don Cherry, Les Duff, Gerry Ehman, Dick Gamble, Billy Harris, Larry Hillman, Bronco Horvath, Ed Litzenberger, Jim Pappin, Duane Rupp, Darryl Sly, Stan Smrke, Gerry Cheevers (G)

1965-66 – Rochester Americans – Al Arbour, Norman Armstrong, Don Cherry, Brian Conacher, Les Duff, Darryl Edestrand, Gerry Ehman, Dick Gamble, Bronco Horvath, Larry Jeffrey, Ed Litzenberger, Jim Pappin, Duane Rupp, Darryl Sly, Stan Smrke, Mike Walton, Bobby Perreault (G), Gary Smith (G)

1966-67 – Pittsburgh Hornets – Val Fonteyne, Warren Godfrey, Pete Goegan, Terry Gray, Billy Harris, George Harris, Doug Harvey, Gary Jarrett, Parker MacDonald, Peter Mahovich, Bob McCord, Ab McDonald, Don McKenny, Ted Taylor, Bob Wall, Hank Bassen (G)

1967-68 – Rochester Americans – Norman Armstrong, Bob Barlow, Don Cherry, Bob Cook, Les Duff, Dick Gamble, Murray Hall, George Harris, Bryan Hextall, Bronco Horvath, Don Johns, Len Lunde, Jim McKenny, Jim Pappin, Marc Reaume, Darryl Sly, Ted Taylor, Bobby Perreault (G), Carl Wetzel (G)

1968-69 – Hershey Bears – Barry Ashbee, Garnet "Ace" Bailey, Bob Barber, Bud Debrody, Roger DeJordy, Pete Ford, Jeannot Gilbert, Stan Gilbertson, Chuck Hamilton, Michel Harvey, Ralph Keller, Bob Leiter, Mike Mahoney, Don Marcotte, Larry McNabb, Mike Nykoluk, Ted Snell, John Henderson (G)

1969-70 – Buffalo Bisons – Doug Acomb, Syl Apps, Bob Ash, Ron Attwell, John Barber, Don Blackburn, Doug Brindley, Ron Buchanan, Roger Cote, Don Giesbrecht, Larry Hornung, Bob Jones, Dennis Kassian, Forbes Kennedy, Bill Knibbs, Jim Krulicki, Randy Legge, Wayne Maki, Larry McIntyre, Gerry Ouellette, Dick Paradise, Wayne Rivers, Mike Robitaille, Guy Trottier, Gary Veneruzzo, Bert Wilson, Gilles Villemure (G)

1970-71 – Springfield Kings – Norman Armstrong, Mike Boland, Kent Byrnes, Gary Dineen, Brian Gibbons, Butch Goring, Ed Hoekstra, Wayne LaChance, Al McDonough, Mike McMahon, Larry McNabb, Bill Mikkelson, Brian Murphy, Billy Orban, Jean Potvin, Dunc Rousseau, Wayne Schultz, Jim Stanfield, Doug Volmar, Merlin Jenner (G), Billy Smith (G)

1971-72 – Nova Scotia Voyageurs – Murray Anderson, Chuck Arnason, Ron Busniuk, Rey Comeau, Tony Featherstone, Germain Gagnon, Joe Hardy, Kerry Ketter, Yvon Lambert, Michael Laughton, Charles Leffay, Bob Murray, Lynn Powis, Noel Price, Larry Robinson, Randy Rota, Murray Wilson, Michel Plasse (G), Wayne Thomas (G)

1972-73 – Cincinnati Swords – Don Brennan, Ron Busniuk, Rick Dudley, John Gould, Bill Hajt, Billy Inglis, Murray Kuntz, Ray McKay, Hap Myers, Jim Nichols, Jake Rathwell, Frank Richardson, Steve Richardson, Bob Richer, Joe Robertson, Doug Rombough, Jack Surbey, Randy Wyrozb, Gary Bromley (G), Rocky Farr (G)

1973-74 – Hershey Bears – Steve Andrascik, Robin Burns, Terry Ewasiuk, Hugh Harvey, Jim Hryciuk, Ron Jones, Ralph Keller, Yvon Labre, Gerry Methe, Hank Nowak, Dennis Owchar, Jim Pearson, Duane Rupp, Don Seiling, Dean Sherematta, Jim Wiley, Denis Herron (G), Bob Johnson (G)

1974-75 – Springfield Indians – Dennis Abgrall, Tom Cassidy, Murray Flegel, Pete Harasym, Mark Heaslip, Phil Hoene, Tim Jacobs, Roger Lemelin, Dale Lewis, Ernie Moser, Ken Murray, Jim Nichols, Jimmy Peters, Bob Poffenroth, Paul Shakes, Lorne Stampler, Mike Usitalo, Jim Witherspoon, Rick Charron (G), Steve Rexe (G)

1975-76 – Nova Scotia Voyageurs – Ron Andruff, Mike Busniuk, Jim Cahoon, Guy Chouinard, Brian Engblom, Gary Geldart, Glenn Goldup, Don Howse, Richard Lemieux, Chuck Luksa, Gilles Lupien, Gordon MacTavish, Pierre Mondou, Mike Polich, Noel Price, Sean Shanahan, Paul Woods, Dave Elenbaas (G), Ed Walsh (G)

1976-77 – Nova Scotia Voyageurs – Bruce Baker, Mike Busniuk, Jim Cahoon, Cliff Cox, Brian Engblom, Greg Fox, Don Howse, Pat Hughes, Peter Lee, Chuck Luksa, Gilles Lupien, Gordon MacTavish, Pierre Mondou, Hal Philippoff, Mike Polich, Rod Schutt, Ron Wilson, Paul Woods, Dave Elenbaas (G), Ed Walsh (G)

1977-78 – Maine Mariners – Norm Barnes, Frank Bathe, Brian Burke, Mike Busniuk, Drew Callander, Steve Coates, Jim Cunningham, Guy Delparte, Blake Dunlop, Paul Evans, Tom Gorence, Al Hill, Bernie Johnston, Terry Murray, John Paddock, Dennis Patterson, Larry Romanchych, Wayne Schaab, Rudy Tajcnar, Pete Peeters (G), Rick St. Croix (G)

1978-79 – Maine Mariners – Reid Bailey, Norm Barnes, Mike Busniuk, Gordie Clark, Glen Cochrane, Jim Cunningham, Barry Dean, Paul Evans, Dave Faulkner, Bernie Johnston, Dan Lucas, Gary Morrison, Terry Murray, John Paddock, Dennis Patterson, Yves Preston, Wayne Schaab, Mike Simurda, Yves Guillemette (G), Robbie Moore (G), Pete Peeters (G)

1979-80 – Hershey Bears – Bob Bilodeau, Tony Cassolato, Steve Clippingdale, Lou Franceschetti, Doug Gibson, Bob Girard, Eddy Godin, Mike Haworth, Jay Johnston, Ron Lalonde, Roger Lemelin, Cam MacGregor, Ray McKay, Jim McTaggart, Claude Noel, Harvie Pocz, Errol Rausse, Gary Rissling, Greg Theberge, Gary Inness (G), Dave Parro (G)

1980-81 – Adirondack Red Wings – Tom Bladon, Mike Blaisdell, Dan Bolduc, Carmine Cirella, Rejean Cloutier, Mal Davis, Jody Gage, Dave Hanson, Bill Hogaboam, Brian Johnson, Greg Joly, Jean-Paul LeBlanc, George Lyle, Peter Mahovich, Brian McDavid, Ted Nolan, Mark Osborne, Dennis Polonich, Steve Short, Rick Vasko, Al Jensen (G), Wayne Wood (G)

1981-82 – New Brunswick Hawks – Russ Adam, Louis Begin, Kim Davis, Don Dietrich, Dave Farrish, John Gibson, Mel Hewitt, Mike Kasczyki, Steve Larmer, Lowell Loveday, Steve Ludzick, Jack O'Callahan, Bill Riley, Florent Robidoux, Sean Simpson, Rod Willard, Bart Yachimec, Brian Young, Miles Zaharko, Bob Janecyk (G), Warren Skorodenski (G)



Calder Cup Playoffs

1982-83 – Rochester Americans – Lou Crawford, Randy Cunneyworth, Steve Dykstra, Clint Fehr, Jere Gilles, Val James, Don Keller, Yvon Lambert, Chris Langevin, Heikki Leime, Gary McAdam, Sean McKenna, Mike Moller, Bob Mongrain, Daniel Naud, Geordie Robertson, Dirk Rueter, Jean-Francois Sauve, Venci Sebek, Kai Suikkanen, Kari Suoraniemi, Jim Wiemer, Jacques Cloutier (G), Paul Harrison (G)

1983-84 – Maine Mariners – Mike Antonovich, Jeff Bandura, Murray Brumwell, Mike Busniuk, Rich Chernomaz, Carmine Ciarella, Bruce Driver, Paul Evans, Larry Floyd, Al Hill, Mike Hordy, Garry Howatt, Yvon Joly, Kevin Maxwell, Glenn Merkosky, Grant Mulvey, Rob Palmer, Roy Sommer, Bud Stefanski, Al Stewart, Mike Stothers, Alain Vigneault, Mitch Wilson, Steve Baker (G), Shawn Mackenzie (G), Sam St. Laurent (G)

1984-85 – Sherbrooke Canadiens – Normand Baron, Serge Boisvert, Randy Bucyk, Kent Carlson, Bobby Dollas, Murray Eaves, Ted Frauss, Steven Fletcher, Remi Gagne, Gaston Gingras, John Kordic, Mike Lalor, Claude Larose, Tom Martin, Ric Nattress, John Newberry, Paul Pooley, Perry Pooley, Stephane Richer, Thomas Rundqvist, Brian Skrudland, Steve Smith, Jeffrey Teal, Michel Therrien, Greg Moffett (G), Paul Pageau (G), Patrick Roy (G)

1985-86 – Adirondack Red Wings – Pierre Aubry, Shawn Burr, Tim Friday, Ted Huesing, Ed Johnstone, Greg Joly, Dave Korol, Dale Krentz, Lane Lambert, Claude Lajoie, Basil McRae, Glenn Merkosky, Adam Oates, Bob Probert, Steve Richmond, Geordie Robertson, Ted Speers, Ray Staszak, Larry Trader, Gary Yaremchuk, Rick Zombo, Mark LaForest (G), Chris Pusey (G)

1986-87 – Rochester Americans – Mikael Andersson, Jack Brownshidle, Paul Brydges, Al Conroy, Richie Dunn, Dave Fitzpatrick, Al Hill, Nick Kypros, Mitch Lamoureux, Mark Lofthouse, Kevin Maxwell, Kevin McCarthy, Gord Murphy, Mike Murray, Don Nachbaur, Magnus Ruppe, Shawn Sabol, Glen Seabrooke, Steve Smith, Cleon Daskalakis (G), Wendell Young (G)

1987-88 – Hershey Bears – Ray Allison, Neil Belland, Don Biggs, Jeff Chychrun, Brian Dobbin, Dave Fenyves, Ross Fitzpatrick, Al Hill, Nick Kypros, Mitch Lamoureux, Mark Lofthouse, Kevin Maxwell, Kevin McCarthy, Gord Murphy, Mike Murray, Don Nachbaur, Magnus Ruppe, Shawn Sabol, Glen Seabrooke, Steve Smith, Cleon Daskalakis (G), Wendell Young (G)

1988-89 – Adirondack Red Wings – Serge Anglearth, Bruce Bell, John Blum, Lou Crawford, Peter Dineen, Rob Dooly, Murray Eaves, Brent Fedyk, Mike Goyer, Adam Graves, Miroslav Ihnacak, Dave Korol, Randy McKay, Glenn Merkosky, John Mokosak, Dean Morton, Joe Murphy, Rob Nichols, Yves Racine, Jean-Francois Sauve, Daniel Shank, Dennis Smith, Tim Cheveldae (G), Pete Richards (G), Sam St. Laurent (G)

1989-90 – Springfield Indians – Bill Berg, Marc Bergevin, Dean Chynoweth, Rod Dallman, Rob DiMaio, Shawn Evans, Jeff Finley, Tom Fitzgerald, Paul Gagne, Dale Henry, Richard Kromm, Dale Kushner, Hank Lammins, Derek Laxdal, Wayne McBean, Greg Parks, Dave Pasin, Chris Pryor, Jeff Rohlicek, Guy Rouleau, Mike Walsh, Jeff Hackett (G), George Maneluk (G)

1990-91 – Springfield Indians – Mikael Andersson, Blair Atcheynum, Jergus Baca, Marc Bergevin, James Black, Brian Chapman, Yvon Corrivreau, Joe Day, Chris Govedaris, Mark Greig, Dale Henry, Scott Humeniuk, Chris Lindberg, Michel Picard, Todd Richards, Geoff Sanderson, John Stevens, Chris Tancill, Emanuel Viveiros, Terry Yake, Ross McKay (G), Kay Whitmore (G)

1991-92 – Adirondack Red Wings – Michah Avizoff, Bruce Boudreau, Jim Cummins, Bobby Dollas, Guy Dupuis, Kelly Hugg, Sheldon Kennedy, Gord Kruppke, Martin Lapointe, Lonnie Loach, Dennis Lomgo, Stewart Malgunas, Max Middendorf, Marc Potvin, Keith Primeau, Ken Quinney, Gary Shuchuk, Mike Sillinger, Chris Tancill, Kirk Tomlinson, Dennis Vial, Bob Wilkie, Jason York, Allan Bester (G), Scott King (G)

1992-93 – Cape Breton Oilers – Jeff Bloemberg, Richard Borgo, Brian Curran, Dan Currie, Craig Fisher, David Haas, Ian Herbers, Marc Laforce, Francois Leroux, Kirk Malby, Gord Mark, Darcy Martini, Bill McDougall, Roman Oksiuta, Shjon Podein, Steven Rice, Scott Thornton, Shaun Van Allen, Vladimir Vujtek, Brad Werenka, Peter White, Wayne Cowley (G), Andrew Verner (G)

1993-94 – Portland Pirates – Jason Allison, Mike Boback, Andrew Brunette, Kerry Clark, Brian Curran, Jason Gladney, Steve Gonchar, Kent Hulst, Chris Jensen, Martin Jiracek, Kevin Kaminski, Kevin Kerr, Ken Klee, Lorne Knauff, Chris Longo, Jim Mathieson, Darren McAusland, Jeff Nelson, Todd Nelson, Randy Pearce, Michel Picard, Steve Poapst, Jeff Sirkka, Jason Woolley, Byron Dafeo (G), Olaf Kolzig (G)

1994-95 – Albany River Rats – Bill Armstrong, Brad Bombardir, Steve Brule, Rob Conn, Kevin Dean, Bryan Helmer, Bobby House, Cale Hulse, Geordie Hynes, Jaroslav Modry, Denis Pederson, Scott Pellerin, Ricard Persson, Curt Regnier, Pascal Rheume, Matt Ruchty, Vadim Sharifijanov, Reid Simpson, Jason Smith, Steve Sullivan, Mike Vukonich, Mike Dunham (G), Corey Schwab (G)

1995-96 – Rochester Americans – Curtis Brown, Craig Charron, Jason Cirone, Rob Conn, David Cooper, Scott Feasby, Terry Hollinger, Brian Holzinger, Doug Houda, Dane Jackson, Steve Junker, Sergei Klimentiev, Jamie Leach, Dean Melanson, Scott Metcalfe, Barrie Moore, Rumun Ndur, Scott Nichol, Wayne Primeau, Vaclav Varada, Dixon Ward, Bob Westerby, Shayne Wright, John Blue (G), Steve Shields (G)

1996-97 – Hershey Bears – Blair Atcheynum, Cory Banika, Wade Belak, Rich Brennan, Doug Friedman, Hugues Gervais, Mike Hartman, Paul Jerrard, Steve Lingren, Kevin MacDonald, Josef Marha, Christian Matte, Mike McHugh, Eric Messier, Kurt Miller, Rob Shearer, Dan Smith, Pascal Trepanier, Eric Veilleux, Steffon Walby, Bob Woods, Marc Denis (G), Jean-Francois Labbe (G), Sylvain Rodrigue (G), Sinuhe Wallinheimo (G)

1997-98 – Philadelphia Phantoms – Frank Bialowas, Martin Cerven, Bruce Coles, Craig Darby, Andy Delmore, Paul Healey, Jamie Heward, Jeff Lank, Dave MacIsaac, Mike Maneluk, Shawn McCosh, Jim Montgomery, Sean O'Brien, Andre Payette, Jeff Staples, John Stevens, Travis Van Tighem, Brian Wesenberg, Peter White, Brian Boucher (G), Neil Little (G)

1998-99 – Providence Bruins – Elias Abrahamsson, Johnathan Aitken, Steve Bancroft, Bob Beers, Jeremy Brown, Dan Ceman, Aaron Downey, Peter Ferraro, Jay Henderson, Steven King, Antti Laaksonen, Cameron Mann, Marquis Mathieu, Roger Maxwell, Jason McBain, Eric Nickulas, Joel Pripic, Randy Robitaille, Andre Savage, Brandon Smith, John Spoltore, Dennis Vaske, Terry Virtue, Landon Wilson, David Brumby (G), John Grahame (G)

1999-2000 – Hartford Wolf Pack – Derek Armstrong, Drew Bannister, Pavel Brendl, Benjamin Carpentier, Tomas Dawe, Jason Doig, Ken Gernander, Peter Ferraro, Jay Henderson, Steve Montador, Steve Mrozik, Marty Murray, Jason Kloucek, Manny Malhotra, Dale Purinton, Brad Smyth, P.J. Stock, Tony Tuzzolino, Alexei Vasiliiev, Terry Virtue, Chris Wells, Johan Whitehall, Milan Hnilicka (G), Jean-Francois Labbe (G)

2000-01 – Saint John Flames – Steve Begin, Blair Betts, Jason Botterill, Chris Clark, Jeff Dewar, Doug Doull, Micki DuPont, Miika Elomo, Rico Fata, Mike Martin, Steve Montador, Jason Morgan, Rick Mrozik, Marty Murray, Dave Roche, Gaetan Royer, Bobby Russell, Darrel Scoville, Chris St. Croix, Daniel Tkaczuk, Sergei Varlamov, Derrick Walser, Martin Brochu (G), Levente Szuper (G)

2001-02 – Chicago Wolves – Bryan Adams, Zdenek Blatny, Rob Brown, Yuri Butsayev, Joe DiPenta, Dallas Eakins, Garnet Exley, Kurtis Foster, Andreas Karlsson, Guy Larose, Francis Lessard, Derek MacKenzie, Steve Maltais, Bob Nardella, Kamil Piro, Dan Plante, Kirill Safronov, Ben Simon, Dan Snyder, Brad Tapper, Libor Ustrnul, J.P. Vigier, Mike Weaver, Frederic Cassivi (G), Norm Maracle (G), Pasi Nurminen (G)

2002-03 – Houston Aeros – Ladislav Benysek, Dan Cavanaugh, Marc Cavosie, Sylvain Cloutier, David Cullen, Mark Cullen, Hnat Domenichelli, Chris Dymont, Jay Henderson, Jeff Hoggan, Zbynek Michalek, Curtis Murphy, Rastislav Pavlikovsky, Erik Reitz, Travis Roche, Jean-Guy Trudel, Tony Tuzzolino, Stephane Veilleux, Rickard Wallin, Kyle Wanvig, Johan Holmqvist (G), Dieter Kochan (G)

2003-04 – Milwaukee Admirals – Greg Classen, Mathieu Darche, Mike Farrell, Vern Fiddler, Simon Gamache, Darren Haydar, Jay Henderson, Tony Hrkac, Andrew Hutchinson, Raitis Ivanans, Alexandre Jacques, Nathan Lutz, Curtis Murphy, Libor Pivko, Kirill Safronov, Ray Schultz, Brandon Segal, Timofei Shishkanov, Wyatt Smith, Brad Tiley, Scottie Upshall, Greg Zanon, Brian Finley (G), Wade Flaherty (G)

2004-05 – Philadelphia Phantoms – Jeff Carter, Charlie Cook, Ripley Cote, Ben Eager, Todd Fedoruk, Josh Gratton, Deryk Jones, Boyd Kane, Eric Meloche, Freddy Meyer, Jeff Murrin, Marc-Andre Picard, Joni Pitkanen, David Prinz, Ryan Ready, Mike Richards, Dennis Seidenberg, Patrick Sharp, Jon Sim, Wade Skolney, John Slaney, Ben Stafford, R.J. Umberger, Tony Voce, Neil Little (G), Antero Niittymaki (G)

2005-06 – Hershey Bears – Dean Arsene, Jared Aulin, Kris Beech, Chris Bourque, Jakub Cutta, Doug Doull, Deryk Engelland, Eric Fehr, Chris Fleischmann, Colin Forbes, Jean-Francois Fortin, Owen Fussen, Boyd Gordon, Mike Green, Jonas Johansson, Boyd Kane, Jakub Klepis, Brooks Laich, Graham Mink, Lawrence Nycholat, Louis Robitaille, Jeff Schultz, Tyler Sloan, Jeff State, Dave Steckel, Joey Tenute, Martin Wilde, Mark Wotton, Frederic Cassivi (G), Kirk Daubenspeck (G)

2006-07 – Hamilton Bulldogs – Andrew Archer, Ajay Baines, Andre Benoit, Mathieu Biron, Kyle Chipchura, Jean-Philippe Cote, Matt D'Agostini, Jonathan Ferland, Mikhail Grabovski, Danny Groulx, Dan Jancevski, Andrei Kostitsyn, Maxim Lapierre, Michael Lambert, Francis Lemieux, Corey Locke, Eric Manlow, Duncan Milroy, Ryan O'Byrne, Zack Stortini, Cory Urquhart, Yann Danis (G), Carey Price (G)

2007-08 – Chicago Wolves – Matt Anderson, Joey Crabb, Guillaume Desbiens, Andre Deveaux, Kevin Doell, Brian Fahey, Mike Hamilton, Darren Haydar, Jason Krog, Arturs Kulda, Joel Kwiatkowski, Jordan LaVallee, Grant Lewis, Bryan Little, Steve Martins, Joe Motzko, Nathan Oystriick, Karel Pilar, Jesse Schultz, Brian Spitz, Brett Sterling, Colin Stuart, Boris Valabik, Robert Gheron (G), Ondrej Pavelec (G)

2008-09 – Hershey Bears – Karl Alzner, Greg Amadio, Dean Arsene, Keith Aucoin, Jay Beagle, Francois Bouchard, Chris Bourque, Kip Brennan, John Carlson, Sean Collins, Alexandre Giroux, Andrew Gordon, Bryan Helmer, Andrew Joudrey, Staffan Kronwall, Quintin Laing, Sami Lepisto, Grant McNeill, Patrick McNeill, Graham Mink, Oskar Osala, Mathieu Perreault, Steve Pinizzotto, Darren Reid, Tyler Sloan, Kyle Wilson, Daren Machesney (G), Michal Neuvirth (G)

2009-10 – Hershey Bears – Karl Alzner, Greg Amadio, Keith Aucoin, Jay Beagle, Francois Bouchard, Chris Bourque, John Carlson, Sean Collins, Stefan Della Rovere, Cody Eakin, Simon Ferguson, Alexandre Giroux, Andrew Gordon, Bryan Helmer, Andrew Joudrey, Boyd Kane, Johann Kroll, Grant Lewis, Grant McNeill, Patrick McNeill, Zach Miskovic, Mathieu Perreault, Steve Pinizzotto, Ashton Rome, Patrick Wellar, Kyle Wilson, Dylan Yeo, Jason Bacashihua (G), Braden Holtby (G), Michal Neuvirth (G)

2010-11 – Binghamton Senators – Cody Bass, Andre Benoit, Mark Borowiecki, Bobby Butler, Erik Condra, Patrick Coulombe, Jared Cowen, Kaspars Daugavins, David Zmurovskiy, Derek Grant, Colin Greening, Eric Gryba, Mike Hoffman, Ryan Keller, Geoff Kinrade, Corey Locke, Jim O'Brien, Ryan Potulny, Bob Raymond, Craig Schira, David Sloane, Derek Smith, Zack Smith, Brennan Turner, Roman Wick, Patrick Wiercioch, Barry Brust (G), Robin Lehner (G)

2011-12 – Norfolk Admirals – Mike Angelidis, Keith Aulie, Mark Barberio, Cory Conacher, Jean-Philippe Cote, Philip-Michael Devos, Jeff Dimmen, Radko Gudas, Scott Jackson, Tyler Johnson, Alex Killorn, Mike Kostka, Pierre-Cedric Labrie, Eric Neilson, Evan Oberg, Michel Ouellet, Ondrej Palat, Richard Panik, Alexandre Picard, Brandon Segal, Trevor Smith, Jaroslav Janus (G), Dustin Tokarski (G)

2012-13 – Grand Rapids Griffins – Adam Almquist, Joakim Andersson, Louis-Marc Aubry, Chad Billins, Mitch Callahan, Danny DeKeyser, Brennan Evans, Landon Ferraro, Gleason Fournier, Luke Glendening, Triston Grant, Jeff Hoggan, Tomas Jurco, Brian Lashoff, Jan Mursak, Andrej Nestrasil, Gustav Nyquist, Nathan Paetsch, Francis Pare, Teemu Pulkkinen, Riley Sheahan, Brett Skinner, Tomas Tatar, Tom McCollum (G), Petr Mrazek (G), Jordan Pearce (G)

2013-14 – Texas Stars – Justin Dowling, Radek Faska, Maxime Fortunus, Cameron Gaunce, Scott Glennie, Mike Hedden, Kevin Henderson, Derek Hulak, Dustin Jeffrey, Jyrki Jokipakka, Hubert Labrie, Curtis McKenzie, Derek Meech, Travis Morin, Chris Mueller, Patrik Nemeth, Jamie Oleksiak, Taylor Peters, Toby Petersen, Brendan Ranford, Brett Ritchie, Matej Stransky, Brandon Troock, Taylor Vause, William Wrenn, Jack Campbell (G), Cristopher Nilstorp (G), Josh Robinson (G)

2014-15 – Manchester Monarchs – Justin Auger, Sean Backman, Paul Bissonnette, Andrew Bodnarchuk, Andrew Crescenzi, Nic Dowd, Nick Ebert, Derek Forbort, Josh Gratton, Kevin Gravel, Ryan Horvat, Adrian Kempe, Vincent LoVerde, Michael Mersch, Colin Miller, Zach O'Brien, Brian O'Neill, Kevin Raine, Jeff Schultz, Nick Shore, David Van der Gulik, Jordan Weal, Patrik Bartosak (G), Jean-Francois Berube (G)

2015-16 – Lake Erie Monsters – Josh Anderson, Oliver Bjorkstrand, Alex Broadhurst, Michael Chaput, Ryan Craig, Steve Eminger, Justin Falk, Brett Gallant, Markus Hannikainen, Dillon Heatherington, Dean Kukan, Sonny Milano, Nick Moutrey, Michael Paliotta, John Ramage, Kerby Rychel, Lukas Sedlak, Jaime Sifers, T.J. Tynan, Trent Vogelhuber, Zach Werenski, Daniel Zaar, Anton Forsberg (G), Joonas Korhonen (G)

2016-17 – Grand Rapids Griffins – Tyler Bertuzzi, Mike Borkowski, Mitch Callahan, Colin Campbell, Kyle Crisculo, Matthew Ford, Martin Frk, Joe Hicketts, Axel Holmstrom, Filip Hronek, Brian Lashoff, Matt Lorito, Dylan McIlraith, Tomas Nosek, Nathan Paetsch, Dan Renouf, Robbie Russo, Ben Street, Evgeny Svechnikov, Eric Tangradi, Dominic Turgeon, Jared Coreau (G), Eddie Pasquale (G)

2017-18 – Toronto Marlies – Miro Aaltonen, Andreas Borgman, Jeremy Bracco, Adam Brooks, Richard Clune, Travis Dermott, Pierre Engvall, Frederik Gauthier, Colin Greening, Carl Grundstrom, Justin Holl, Andreas Johnson, Timothy Liljegren, Vincent LoVerde, Mason Marchment, Martin Marincin, Trevor Moore, Chris Mueller, Andrew Nielsen, Calle Rosen, Ben Smith, Dmytro Timashov, Calvin Pickard (G), Ian Scott (G), Garret Spinks (G)

2018-19 – Charlotte Checkers – Jake Bean, Clark Bishop, Patrick Brown, Trevor Carrick, Josiah Didier, Haydn Fleury, Julien Gauthier, Morgan Geekie, Tomas Jurco, Janne Kuokkanen, Steven Lorentz, Stelio Mattheos, Roland McKeown, Zach Nastasiuk, Martin Necas, Andrew Poturalski, Jacob Pritchard, Dan Renouf, Dennis Robertson, Nicolas Roy, Aleksii Saarela, Bobby Sanguinetti, Nick Shilkey, Jesper Sorellgren, Derek Sheppard, Zack Stortini, Eric Williams, Jeremy Helvig (G), Alex Nedeljkovic (G), Dustin Tokarski (G)

Calder Cup Playoffs

Calder Cup Winners

| Season | Champion | Reg. Season | General Manager | Head Coach | Losing Finalist | Series |
|-----------|-----------------------|----------------|--------------------|--------------------------|--------------------------------|--------|
| 1936-37 | Syracuse Stars | 1 West | John C. Johnston | Eddie Powers | Philadelphia Ramblers | 3-1 |
| 1937-38 | Providence Reds | 1 East | Lou Pieri | Fred (Bun) Cook | Syracuse Stars | 3-1 |
| 1938-39 | Cleveland Barons | 3 West | Al Sutphin | Bill Cook | Philadelphia Ramblers | 3-1 |
| 1939-40 | Providence Reds | 1 East | Lou Pieri | Fred (Bun) Cook | Pittsburgh Hornets | 3-0 |
| 1940-41 | Cleveland Barons | 1 West | Al Sutphin | Bill Cook | Hershey Bears | 3-2 |
| 1941-42 | Indianapolis Capitals | 1 West | Dick Miller | Herb Lewis | Hershey Bears | 3-2 |
| 1942-43 | Buffalo Bisons | 2 | Eddie Shore | Art Chapman | Indianapolis Capitals | 3-0 |
| 1943-44 | Buffalo Bisons | 2 East | Eddie Shore | Art Chapman | Cleveland Barons | 4-0 |
| 1944-45 | Cleveland Barons | 1 West | Bill Cook | Fred (Bun) Cook | Hershey Bears | 4-2 |
| 1945-46 | Buffalo Bisons | 1 East | Art Chapman | Frank Beisler | Cleveland Barons | 4-3 |
| 1946-47 | Hershey Bears | 1 East | John Sollenberger | Don Penniston | Pittsburgh Hornets | 4-3 |
| 1947-48 | Cleveland Barons | 1 West | Al Sutphin | Fred (Bun) Cook | Buffalo Bisons | 4-0 |
| 1948-49 | Providence Reds | 1 East | Lou Pieri | Terry Reardon | Hershey Bears | 4-3 |
| 1949-50 | Indianapolis Capitals | 2 West | Dick Miller | Ott Heller | Cleveland Barons | 4-0 |
| 1950-51 | Cleveland Barons | 1 West | Jim Hendy | Fred (Bun) Cook | Pittsburgh Hornets | 4-3 |
| 1951-52 | Pittsburgh Hornets | 1 West | Jim Balmer | "King" Clancy | Providence Reds | 4-2 |
| 1952-53 | Cleveland Barons | 1 | Jim Hendy | Fred (Bun) Cook | Pittsburgh Hornets | 4-3 |
| 1953-54 | Cleveland Barons | 3 | Jim Hendy | Fred (Bun) Cook | Hershey Bears | 4-2 |
| 1954-55 | Pittsburgh Hornets | 1 | Jim Balmer | Howie Meeker | Buffalo Bisons | 4-2 |
| 1955-56 | Providence Reds | 1 | Terry Reardon | Johnny Crawford | Cleveland Barons | 4-0 |
| 1956-57 | Cleveland Barons | 2 | Jim Hendy | Jack Gordon | Rochester Americans | 4-1 |
| 1957-58 | Hershey Bears | 1 | Lloyd Blinco | Frank Mathers | Springfield Indians | 4-2 |
| 1958-59 | Hershey Bears | 4 | Lloyd Blinco | Frank Mathers | Buffalo Bisons | 4-2 |
| 1959-60 | Springfield Indians | 1 | Jack Butterfield | Pat Egan | Rochester Americans | 4-1 |
| 1960-61 | Springfield Indians | 1 | Jack Butterfield | Pat Egan | Hershey Bears | 4-0 |
| 1961-62 | Springfield Indians | 1 East | Jack Butterfield | Pat Egan | Buffalo Bisons | 4-1 |
| 1962-63 | Buffalo Bisons | 1 West | Fred Hunt | Bill Reay | Hershey Bears | 4-3 |
| 1963-64 | Cleveland Barons | 3 West | Jack Gordon | Fred Glover | Quebec Aces | 4-0 |
| 1964-65 | Rochester Americans | 1 West | Joe Crozier | Joe Crozier | Hershey Bears | 4-1 |
| 1965-66 | Rochester Americans | 1 West | Joe Crozier | Joe Crozier | Cleveland Barons | 4-2 |
| 1966-67 | Pittsburgh Hornets | 1 West | Baz Bastien | Baz Bastien | Rochester Americans | 4-0 |
| 1967-68 | Rochester Americans | 1 West | Joe Crozier | Joe Crozier | Quebec Aces | 4-2 |
| 1968-69 | Hershey Bears | 1 East | Frank Mathers | Frank Mathers | Quebec Aces | 4-1 |
| 1969-70 | Buffalo Bisons | 1 West | Fred Hunt | Fred Shero | Springfield Kings | 4-0 |
| 1970-71 | Springfield Kings | 3 East | John Wilson | John Wilson | Providence Reds | 4-0 |
| 1971-72 | Nova Scotia Voyageurs | 2 East | Al MacNeil | Al MacNeil | Baltimore Clippers | 4-2 |
| 1972-73 | Cincinnati Swords | 1 West | Fred Hunt | Floyd Smith | Nova Scotia Voyageurs | 4-1 |
| 1973-74 | Hershey Bears | 2 South | Frank Mathers | Chuck Hamilton | Providence Reds | 4-1 |
| 1974-75 | Springfield Indians | 4 North | Ted Shore | Ron Stewart | New Haven Nighthawks | 4-1 |
| 1975-76 | Nova Scotia Voyageurs | 1 North | Al MacNeil | Al MacNeil | Hershey Bears | 4-1 |
| 1976-77 | Nova Scotia Voyageurs | 1 | Al MacNeil | Al MacNeil | Rochester Americans | 4-2 |
| 1977-78 | Maine Mariners | 1 North | Keith Allen | Bob McCammon | New Haven Nighthawks | 4-1 |
| 1978-79 | Maine Mariners | 1 North | Keith Allen | Bob McCammon | New Haven Nighthawks | 4-0 |
| 1979-80 | Hershey Bears | 2 South | Frank Mathers | Doug Gibson | New Brunswick Hawks | 4-2 |
| 1980-81 | Adirondack Red Wings | 2 South | Ned Harkness | Tom Webster/J.P. LeBlanc | Maine Mariners | 4-2 |
| 1981-82 | New Brunswick Hawks | 1 North | Bob Pulford | Orval Tessier | Binghamton Whalers | 4-1 |
| 1982-83 | Rochester Americans | 1 South | George Bergantz | Mike Keenan | Maine Mariners | 4-0 |
| 1983-84 | Maine Mariners | 3 North | Max McNab | John Paddock | Rochester Americans | 4-1 |
| 1984-85 | Sherbrooke Canadiens | 3 North | Serge Savard | Pierre Creamer | Baltimore Skipjacks | 4-2 |
| 1985-86 | Adirondack Red Wings | 1 North | Neil Smith | Bill Dineen | Hershey Bears | 4-2 |
| 1986-87 | Rochester Americans | 1 South | George Bergantz | John Van Boxmeer | Sherbrooke Canadiens | 4-3 |
| 1987-88 | Hershey Bears | 1 South | Frank Mathers | John Paddock | Fredericton Express | 4-0 |
| 1988-89 | Adirondack Red Wings | 1 South | Neil Smith | Bill Dineen | New Haven Nighthawks | 4-1 |
| 1989-90 | Springfield Indians | 3 North | Bruce Landon | Jim Roberts | Rochester Americans | 4-2 |
| 1990-91 | Springfield Indians | 1 North | Bruce Landon | Jim Roberts | Rochester Americans | 4-2 |
| 1991-92 | Adirondack Red Wings | 2 North | Barry Melrose | Barry Melrose | St. John's Maple Leafs | 4-3 |
| 1992-93 | Cape Breton Oilers | 3 Atlantic | Dave Andrews | George Burnett | Rochester Americans | 4-1 |
| 1993-94 | Portland Pirates | 2 North | Godfrey Wood | Barry Trotz | Moncton Hawks | 4-2 |
| 1994-95 | Albany River Rats | 1 North | John Weisbrod | Robbie Ftorek | Fredericton Canadiens | 4-0 |
| 1995-96 | Rochester Americans | 3 Central | Joe Baumann | John Tortorella | Portland Pirates | 4-3 |
| 1996-97 | Hershey Bears | 2 Mid-Atlantic | Doug Yingst | Bob Hartley | Hamilton Bulldogs | 4-1 |
| 1997-98 | Philadelphia Phantoms | 1 Mid-Atlantic | Bob Clarke | Bill Barber | Saint John Flames | 4-2 |
| 1998-99 | Providence Bruins | 1 New England | Harry Sinden | Peter Laviolette | Rochester Americans | 4-1 |
| 1999-2000 | Hartford Wolf Pack | 1 New England | Don Maloney | John Paddock | Rochester Americans | 4-2 |
| 2000-01 | Saint John Flames | 1 Canadian | Stew MacDonald | Jim Playfair | Wilkes-Barre/Scranton Penguins | 4-2 |
| 2001-02 | Chicago Wolves | 4 West | Kevin Cheveldayoff | John Anderson | Bridgeport Sound Tigers | 4-1 |
| 2002-03 | Houston Aeros | 1 West | Dave Barr | Todd McLellan | Hamilton Bulldogs | 4-3 |
| 2003-04 | Milwaukee Admirals | 1 West | Phil Wittliff | Claude Noel | Wilkes-Barre/Scranton Penguins | 4-0 |
| 2004-05 | Philadelphia Phantoms | 2 East | Bob Clarke | John Stevens | Chicago Wolves | 4-0 |
| 2005-06 | Hershey Bears | 2 East | Doug Yingst | Bruce Boudreau | Milwaukee Admirals | 4-2 |
| 2006-07 | Hamilton Bulldogs | 3 North | Bob Gainey | Don Lever | Hershey Bears | 4-1 |
| 2007-08 | Chicago Wolves | 1 West | Kevin Cheveldayoff | John Anderson | Wilkes-Barre/Scranton Penguins | 4-2 |
| 2008-09 | Hershey Bears | 1 East | Doug Yingst | Bob Woods | Manitoba Moose | 4-2 |
| 2009-10 | Hershey Bears | 1 East | Doug Yingst | Mark French | Texas Stars | 4-2 |
| 2010-11 | Binghamton Senators | 5 East | Tim Murray | Kurt Kleinendorst | Houston Aeros | 4-2 |
| 2011-12 | Norfolk Admirals | 1 East | Julien BriseBois | Jon Cooper | Toronto Marlies | 4-0 |
| 2012-13 | Grand Rapids Griffins | 1 Midwest | Jim Nill | Jeff Blashill | Syracuse Crunch | 4-2 |
| 2013-14 | Texas Stars | 1 West | Scott White | Willie Desjardins | St. John's IceCaps | 4-1 |
| 2014-15 | Manchester Monarchs | 1 Atlantic | Rob Blake | Mike Stothers | Utica Comets | 4-1 |
| 2015-16 | Lake Erie Monsters | 2 Central | Bill Zito | Jared Bednar | Hershey Bears | 4-0 |
| 2016-17 | Grand Rapids Griffins | 2 Central | Ryan Martin | Todd Nelson | Syracuse Crunch | 4-2 |
| 2017-18 | Toronto Marlies | 1 North | Kyle Dubas | Sheldon Keefe | Texas Stars | 4-3 |
| 2018-19 | Charlotte Checkers | 1 Atlantic | Mike Vellucci | Mike Vellucci | Chicago Wolves | 4-1 |



Qualification Rules

The American Hockey League will be divided into two conferences, each consisting of two divisions as follows:

| EASTERN CONFERENCE | | WESTERN CONFERENCE | |
|--------------------|--------------|--------------------|----------------|
| ATLANTIC | NORTH | CENTRAL | PACIFIC |
| Bridgeport | Belleville | Chicago | Bakersfield |
| Charlotte | Binghamton | Grand Rapids | Colorado |
| Hartford | Cleveland | Iowa | Ontario |
| Hershey | Laval | Manitoba | San Diego |
| Lehigh Valley | Rochester | Milwaukee | San Jose |
| Providence | Syracuse | Rockford | Stockton |
| Springfield | Toronto | San Antonio | Tucson |
| W-B/Scranton | Utica | Texas | |

In each division, the top four (4) teams in order of regular-season points shall qualify for the playoffs.

Home ice advantage in all series will be granted to the team with the higher points percentage in the final standings at the end of the Schedule of Championship Games.

DIVISION SEMIFINALS

| | |
|------------|--|
| Series "A" | Shall be played between the team that finishes first and the team that finishes fourth in the Atlantic Division. |
| Series "B" | Shall be played between the team that finishes second and the team that finishes third in the Atlantic Division. |
| Series "C" | Shall be played between the team that finishes first and the team that finishes fourth in the North Division. |
| Series "D" | Shall be played between the team that finishes second and the team that finishes third in the North Division. |
| Series "E" | Shall be played between the team that finishes first and the team that finishes fourth in the Central Division. |
| Series "F" | Shall be played between the team that finishes second and the team that finishes third in the Central Division. |
| Series "G" | Shall be played between the team that finishes first and the team that finishes fourth in the Pacific Division. |
| Series "H" | Shall be played between the team that finishes second and the team that finishes third in the Pacific Division. |

DIVISION FINALS

| | |
|------------|--|
| Series "I" | Shall be played between the winners of Series "A" and "B". |
| Series "J" | Shall be played between the winners of Series "C" and "D". |
| Series "K" | Shall be played between the winners of Series "E" and "F". |
| Series "L" | Shall be played between the winners of Series "G" and "H". |

CONFERENCE FINALS

| | |
|------------|--|
| Series "M" | Shall be played between the winners of Series "I" and "J". |
| Series "N" | Shall be played between the winners of Series "K" and "L". |

CALDER CUP FINALS

| | |
|------------|--|
| Series "O" | Shall be played between the winners of Series "M" and "N". |
|------------|--|

Tie In Standings

Between Two Teams

In case of a tie in points percentage in the standings (for any position regardless of division) between two teams at the conclusion of the Regular Schedule of Championship Games, the method for determining the order of standings shall be as follows:

- The team having won the higher percentage of games excluding games won in the Shootout in the Regular Schedule of Championship games (regulation and overtime wins divided by total games played).
- The team having earned the greater number of points in the season series between the teams tied.
- The team having the greater goal differential (goals against subtracted from goals for) in the Regular Schedule of Championship Games.
- The team having more goals for in the series between the teams tied.
- The team having the higher points percentage (points earned/points available) within its respective conference in the Regular Schedule of Championship Games.
- Conference call - Board of Governors.

Among Three or More Teams

In case of a tie in points in standings (for any position regardless of division) among three or more teams at the conclusion of the Regular Schedule of Championship Games, the following method for determining the order of standings shall be applied successively:

If the following method results in only two teams tied, at any time during the listed criteria, those remaining teams shall be subject to the original tie breaking system.

- The team having won the highest percentage of games excluding games won in the Shootout in the Regular Schedule of Championship games (regulation and overtime wins divided by total games played).
- The team with the highest points percentage (points earned divided by points available) versus the teams tied.
- The team having the greatest goal differential (goals against subtracted from goals for) in the Regular Schedule of Championship Games.
- The team having the highest goal differential percentage (goal differential divided by games played) versus the teams tied.
- The team having the highest points percentage within its respective conference in the Regular Schedule of Championship Games.
- Conference call - Board of Governors.

Overtime Play

In the event of a tie at the end of the regulation playing time, a 15-minute intermission shall be taken followed by 20-minute "sudden death" periods with 15-minute intermissions between each of the periods, which shall be played until the tie is broken. The ice shall be resurfaced during each intermission unless mutually agreed upon to the contrary. Intermissions during regular time shall be the same as during the regular season.

2020 Calder Cup Playoff Brackets

1-Atlantic

4-Atlantic

2-Atlantic

3-Atlantic

1-North

4-North

2-North

3-North

EASTERN CONFERENCE

1-Central

4-Central

2-Central

3-Central

1-Pacific

4-Pacific

2-Pacific

3-Pacific

WESTERN CONFERENCE



Calder Cup Playoffs

General Managers with More Than One Championship

| | | |
|--------------------|--------------|----------------------------|
| Frank Mathers | Hershey | (4) 1969, 1974, 1980, 1988 |
| Jim Hendy | Cleveland | (4) 1951, 1953, 1954, 1956 |
| Doug Yingst | Hershey | (4) 1997, 2006, 2009, 2010 |
| Al Sutphin | Cleveland | (3) 1939, 1941, 1948 |
| Lou Pieri | Providence | (3) 1938, 1940, 1949 |
| Jack Butterfield | Springfield | (3) 1960, 1961, 1962 |
| Fred Hunt | Buffalo | (2) 1963, 1970 |
| | Cincinnati | (1) 1973 |
| Joe Crozier | Rochester | (3) 1965, 1966, 1968 |
| Al MacNeil | Nova Scotia | (3) 1972, 1976, 1977 |
| Eddie Shore | Buffalo | (2) 1943, 1944 |
| Dick Millar | Indianapolis | (2) 1942, 1950 |
| Jim Balmer | Pittsburgh | (2) 1952, 1955 |
| Lloyd Blinco | Hershey | (2) 1958, 1959 |
| Keith Allen | Maine | (2) 1978, 1979 |
| George Bergantz | Rochester | (2) 1983, 1987 |
| Neil Smith | Adirondack | (2) 1986, 1989 |
| Bruce Landon | Springfield | (2) 1990, 1991 |
| Bob Clarke | Philadelphia | (2) 1998, 2005 |
| Kevin Cheveldayoff | Chicago | (2) 2002, 2008 |

Head Coaches with More Than One Championship

| | | |
|-----------------|-------------|----------------------------------|
| Fred "Bun" Cook | Providence | (2) 1938, 1940 |
| | Cleveland | (5) 1945, 1948, 1951, 1953, 1954 |
| Frank Mathers | Hershey | (3) 1958, 1959, 1969 |
| Pat Egan | Springfield | (3) 1960, 1961, 1962 |
| Joe Crozier | Rochester | (3) 1965, 1966, 1968 |
| Al MacNeil | Nova Scotia | (3) 1972, 1976, 1977 |
| John Paddock | Maine | (1) 1984 |
| | Hershey | (1) 1988 |
| | Hartford | (1) 2000 |
| Bill Cook | Cleveland | (2) 1939, 1941 |
| Art Chapman | Buffalo | (2) 1943, 1944 |
| Bob McCammon | Maine | (2) 1978, 1979 |
| Bill Dineen | Adirondack | (2) 1986, 1989 |
| Jim Roberts | Springfield | (2) 1990, 1991 |
| John Anderson | Chicago | (2) 2002, 2008 |

Most Times in Calder Cup Playoffs (By City)

| | | | | | |
|---------------------------------------|----|---|----|--|---|
| Hershey, Pa. | 68 | Worcester, Mass. | 13 | Abbotsford, B.C. | 3 |
| Providence, R.I. | 48 | Fredericton, N.B. | 12 | Cornwall, Ont. | 3 |
| Rochester, N.Y. | 46 | Norfolk, Va. (Norfolk/Tidewater/Virginia) | 12 | Des Moines, Iowa (Iowa) | 3 |
| Springfield, Mass. | 39 | Toronto, Ont. | 12 | Ontario, Calif. | 3 |
| Cleveland, Ohio (Cleveland/Lake Erie) | 35 | Moncton, N.B. (Moncton/New Brunswick) | 11 | Peoria, Ill. | 3 |
| Portland, Maine (Maine/Portland) | 28 | Houston, Texas | 10 | San Diego, Calif. | 3 |
| New Haven, Conn. | 22 | Quebec, Que. | 10 | Allentown, Pa. (Lehigh Valley) | 2 |
| Binghamton, N.Y. | 21 | Winnipeg, Man. (Manitoba) | 10 | Boston, Mass. | 2 |
| Buffalo, N.Y. | 20 | Bridgeport, Conn. | 9 | Charlottetown, P.E.I. (Prince Edward Island) | 2 |
| Syracuse, N.Y. | 20 | Cincinnati, Ohio | 9 | Montreal, Que. | 2 |
| Halifax, N.S. (Halifax/Nova Scotia) | 19 | Indianapolis, Ind. | 9 | St. Catharines, Ont. | 2 |
| Glens Falls, N.Y. (Adirondack) | 18 | Saint John, N.B. | 8 | St. Louis, Mo. | 2 |
| Pittsburgh, Pa. | 18 | Cedar Park, Texas (Texas) | 7 | Salt Lake City, Utah (Utah) | 2 |
| Wilkes-Barre, Pa. | 17 | Utica, N.Y. | 7 | Troy, N.Y. (Capital District) | 2 |
| Baltimore, Md. | 15 | Lowell, Mass. | 6 | Bakersfield, Calif. | 1 |
| Hartford, Conn. | 15 | Rockford, Ill. | 6 | Louisville, Ky. | 1 |
| Milwaukee, Wis. | 15 | Sherbrooke, Que. | 6 | Loveland, Colo. (Colorado) | 1 |
| Philadelphia, Pa. | 14 | Charlotte, N.C. | 5 | Newmarket, Ont. | 1 |
| St. John's, N.L. | 14 | Lexington, Ky. (Kentucky) | 5 | Omaha, Neb. | 1 |
| Albany, N.Y. | 13 | Sydney, N.S. (Cape Breton) | 5 | Stockton, Calif. | 1 |
| Chicago, Ill. | 13 | Oklahoma City, Okla. | 5 | Tucson, Ariz. | 1 |
| Grand Rapids, Mich. | 13 | Richmond, Va. | 4 | Washington, D.C. | 1 |
| Hamilton, Ont. | 13 | San Antonio, Texas | 4 | | |
| Manchester, N.H. | 13 | San Jose, Calif. | 4 | | |

Calder Cup Championships (By City)

| | | |
|--------------|-------------|---|
| Hershey | 11 times | 1947, 1958, 1959, 1969, 1974, 1980, 1988, 1997, 2006, 2009, 2010 |
| Cleveland | 10 times | 1939, 1941, 1945, 1948, 1951, 1953, 1954, 1957, 1964, 2016 |
| Springfield | 7 times | 1960, 1961, 1962, 1971, 1975, 1990, 1991 |
| Rochester | 6 times | 1965, 1966, 1968, 1983, 1987, 1996 |
| Buffalo | 5 times | 1943, 1944, 1946, 1963, 1970 |
| Providence | 5 times | 1938, 1940, 1949, 1956, 1999 |
| Glens Falls | 4 times | 1981, 1986, 1989, 1992 |
| Portland | 4 times | 1978, 1979, 1984, 1994 |
| Pittsburgh | 3 times | 1952, 1955, 1967 |
| Halifax | 3 times | 1972, 1976, 1977 |
| Indianapolis | 2 times | 1942, 1950 |
| Philadelphia | 2 times | 1998, 2005 |
| Chicago | 2 times | 2002, 2008 |
| Grand Rapids | 2 times | 2013, 2017 |
| | 1 time each | Syracuse 1937, Cincinnati 1973, Moncton 1982, Sherbrooke 1985, Sydney 1993, Albany 1995, Hartford 2000, Saint John 2001, Houston 2003, Milwaukee 2004, Hamilton 2007, Binghamton 2011, Norfolk 2012, Cedar Park 2014, Manchester 2015, Toronto 2018, Charlotte 2019 |

Losing Finalist (By City)

| | | |
|--------------|-------------|--|
| Hershey | 12 times | 1941, 1942, 1945, 1949, 1954, 1961, 1963, 1965, 1976, 1986, 2007, 2016 |
| Rochester | 10 times | 1957, 1960, 1967, 1977, 1984, 1990, 1991, 1993, 1999, 2000 |
| Cleveland | 5 times | 1944, 1946, 1950, 1956, 1966 |
| Pittsburgh | 4 times | 1940, 1947, 1951, 1953 |
| Buffalo | 4 times | 1948, 1955, 1959, 1962 |
| New Haven | 4 times | 1975, 1978, 1979, 1989 |
| Quebec | 3 times | 1964, 1968, 1969 |
| Providence | 3 times | 1952, 1971, 1974 |
| Portland | 3 times | 1981, 1983, 1996 |
| Wilkes-Barre | 3 times | 2001, 2004, 2008 |
| Syracuse | 3 times | 1938, 2013, 2017 |
| Philadelphia | 2 times | 1937, 1939 |
| Springfield | 2 times | 1958, 1970 |
| Baltimore | 2 times | 1972, 1985 |
| Moncton | 2 times | 1980, 1994 |
| Fredericton | 2 times | 1988, 1995 |
| Hamilton | 2 times | 1997, 2003 |
| St. John's | 2 times | 1992, 2014 |
| Cedar Park | 2 times | 2010, 2018 |
| Chicago | 2 times | 2005, 2019 |
| | 1 time each | Indianapolis 1943, Halifax 1973, Binghamton 1982, Sherbrooke 1987, Saint John 1998, Bridgeport 2002, Milwaukee 2006, Winnipeg 2009, Houston 2011, Toronto 2012, Utica 2015 |



Calder Cup Playoffs

Team Records

| | | | |
|---|------------|---|--------------|
| First-Place Teams in Division to Win Calder Cup Playoffs | 54 | Most Consecutive Home Games Lost | 9 |
| Hershey 6; Cleveland 5; Rochester 5; Providence 5; Springfield 4; Buffalo 3; Pittsburgh 3; Nova Scotia 2; Adirondack 2; Maine 2; Syracuse 1; Indianapolis 1; Cincinnati 1; New Brunswick 1; Albany 1; Philadelphia 1; Hartford 1; Saint John 1; Houston 1; Milwaukee 1; Chicago 1; Norfolk 1; Grand Rapids 1; Texas 1; Manchester 1; Toronto 1; Charlotte 1 | | Bridgeport Sound Tigers - 2004 (2), 2006 (3), 2009 (3), 2010 (1) | |
| Second-Place Teams in Division to Win Calder Cup Playoffs | 15 | Most Consecutive Road Games Lost | 12 |
| Hershey 4; Buffalo 2; Adirondack 2; Cleveland 1; Indianapolis 1; Nova Scotia 1; Portland 1; Philadelphia 1; Lake Erie 1; Grand Rapids 1 | | Providence Reds - 1941 (2), 1943 (1), 1946 (1), 1948 (3), 1949 (5) | |
| Third-Place Teams in Division to Win Calder Cup Playoffs | 10 | Most Consecutive Series Lost | 10 |
| Cleveland 3; Springfield 2; Maine 1; Sherbrooke 1; Cape Breton 1; Rochester 1; Hamilton 1 | | Springfield Indians - 1937, 1939, 1940, 1941, 1942, 1947, 1949, 1950, 1951, 1955 | |
| Fourth-Place Teams in Division to Win Calder Cup Playoffs | 3 | Most Goals Scored, Playoffs | 1,937 |
| Hershey 1; Springfield 1; Chicago 1 | | Hershey Bears (68 playoffs) | |
| Fifth-Place Teams in Division to Win Calder Cup Playoffs | 1 | Most Goals Allowed, Playoffs | 1,862 |
| Binghamton 1 | | Hershey Bears (68 playoffs) | |
| Most Playoffs Championships Won | 11 | Most Goals Scored, One Playoff | 85 |
| Hershey Bears | | Sherbrooke Canadiens, 1987 (17 games) Cape Breton Oilers, 1993 (16 games) | |
| Most Consecutive Championships Won | 3 | Most Goals Allowed, One Playoff | 81 |
| Springfield Indians - 1960-61-62 | | Maine Mariners, 1981 (20 games) | |
| Most Times in Playoffs | 68 | Three Fastest Goals Scored | 0:23 |
| Hershey Bears | | Maine Mariners, May 8, 1985 vs. Sherbrooke Canadiens | |
| Most Consecutive Times in Playoffs | 24 | Most Goals Scored, One Team, One Playoff Game | 15 |
| Cleveland Barons - 1941-64 | | New Haven Nighthawks (15) vs. Binghamton Dusters (1) - Apr. 23, 1979 | |
| Most Times in Finals | 23 | Most Goals Scored, Both Teams, One Playoff Game | 18 |
| Hershey Bears | | Baltimore Clippers (10) vs. Cincinnati Swords (8) - Apr. 28, 1972 | |
| Most Times Losing in Finals | 12 | Most Goals Both Teams, Two-Game Series | 19 |
| Hershey Bears | | 1993, Cape Breton Oilers (13) def. Springfield Indians (6), 2-0 | |
| Most Consecutive Times in Finals | 4 | Fewest Goals Both Teams, Two-Game Series | 4 |
| Rochester Americans, 1965-66-67-68 | | 1941, Hershey Bears (3) def. New Haven Eagles (1), 2-0 | |
| Most Games Played | 629 | Most Goals One Team, Two-Game Series | 14 |
| Hershey Bears (68 playoffs) | | 1991, Hershey Bears (14) def. Adirondack Red Wings (4), 1-1 (Super OT) | |
| Most Games Played, One Playoff | 25 | Fewest Goals One Team, Two-Game Series | 0 |
| Chicago Wolves, 2002 | | 2004, Binghamton Senators (0) lost to Norfolk Admirals (6), 2-0 | |
| Most Games Played, All Teams, One Playoff Year | 93 | Most Goals Both Teams, Three-Game Series | 31 |
| 2004 | | 1949, Cleveland Barons (16) def. Springfield Indians (15), 2-1 | |
| Most Games Won | 336 | Fewest Goals Both Teams, Three-Game Series | 9 |
| Hershey Bears (68 playoffs) | | 1939, Cleveland Barons (7) def. Springfield Indians (2), 2-1 | |
| Most Games Won, One Playoff | 17 | Most Goals One Team, Three-Game Series | 22 |
| Chicago Wolves, 2002 (17-8) | | 1951, Pittsburgh Hornets (22) def. Springfield Indians (2), 3-0 | |
| Most Home Games Won, One Playoff | 12 | Fewest Goals One Team, Three-Game Series | 2 |
| Chicago Wolves, 2002 (12-2) | | 1939, Springfield Indians (2) lost to Cleveland Barons (7), 2-1 1951, Springfield Indians (2) lost to Pittsburgh Hornets (22), 3-0 | |
| Most Road Games Won, One Playoff | 10 | Most Goals Both Teams, Four-Game Series | 43 |
| Binghamton Senators, 2011 (10-2) | | 1984, Baltimore Skipjacks (28) def. Springfield Indians (15), 4-0 | |
| Most Home Games Won, All Teams, One Playoff | 55 | Fewest Goals Both Teams, Four-Game Series | 10 |
| 2002 (of 81 games played) | | 2003, Manitoba Moose (6) def. Providence Bruins (4), 3-1 | |
| Most Road Games Won, All Teams, One Playoff | 54 | Most Goals One Team, Four-Game Series | 30 |
| 2004 (of 93 games played) | | 1944, Buffalo Bisons (30) def. Cleveland Barons (9), 4-0 | |
| Most Consecutive Games Won | 15 | Fewest Goals One Team, Four-Game Series | 2 |
| Cleveland Barons - 1964 (9), 1966 (6) | | 2012, St. John's IceCaps (2) lost to Norfolk Admirals (14), 4-0 | |
| Most Consecutive Games Won, One Playoff | 12 | Most Goals Both Teams, Five-Game Series | 51 |
| Hershey Bears, 1988 | | 1996, Fredericton Canadiens (26) def. Pr. Edward I. Senators (25), 3-2 | |
| Most Consecutive Home Games Won | 16 | Fewest Goals Both Teams, Five-Game Series | 17 |
| Providence Bruins - 1997 (1), 1999 (10), 2000 (5) | | 1965, Hershey Bears (9) def. Cleveland Barons (8), 3-2 | |
| Most Consecutive Home Games Won, One Playoff | 11 | Most Goals One Team, Five-Game Series | 34 |
| Philadelphia Phantoms, 2005 | | 1989, Adirondack Red Wings (34) def. New Haven Nighthawks (19), 4-1 | |
| Most Consecutive Road Games Won | 9 | Fewest Goals One Team, Five-Game Series | 6 |
| Philadelphia Phantoms - 1998 (9) | | 1962, Buffalo Bisons (6) lost to Springfield Indians (12), 4-1 1972, Springfield Indians (6) lost to Nova Scotia Voyageurs (28), 4-1 2008, Houston Aeros (6) lost to Rockford IceHogs (12), 4-1 | |
| Most Consecutive Road Games Won, One Playoff | 9 | Most Goals Both Teams, Six-Game Series | 56 |
| Philadelphia Phantoms, 1998 | | 1986, Adirondack Red Wings (28) def. Fredericton Express (28), 4-2 | |
| Most Consecutive Series Won | 8 | Fewest Goals Both Teams, Six-Game Series | 20 |
| Hershey Bears - 2009 (4), 2010 (4) | | 2011, Charlotte Checkers (10) def. W-B/Scranton Penguins (10), 4-2 | |
| Most Games Lost | 293 | Most Goals One Team, Six-Game Series | 37 |
| Hershey Bears (68 playoffs) | | 1979, New Haven Nighthawks (37) def. Binghamton Dusters (14), 4-2 | |
| Most Games Lost, One Playoff | 12 | Fewest Goals One Team, Six-Game Series | 10 |
| Wilkes-Barre/Scranton Penguins, 2004 | | 1966, Cleveland Barons (10) lost to Rochester Americans (19), 4-2 2000, Rochester Americans (10) lost to Hartford Wolf Pack (14), 4-2 2006, Syracuse Crunch (10) lost to Manitoba Moose (15), 4-2 2010, Worcester Sharks (10) lost to Manchester Monarchs (16), 4-2 2011, Charlotte Checkers (10) def. W-B/Scranton Penguins (10), 4-2 2011, W-B/Scranton Penguins (10) lost to Charlotte Checkers (10), 4-2 | |
| Most Consecutive Games Lost | 13 | | |
| Milwaukee Admirals - 2013 (2), 2014 (3), 2016 (3), 2017 (3), 2019 (2) | | | |



Team Records (cont.)

| | | | |
|--|------|---|--------|
| Most Goals Both Teams, Seven-Game Series 1981, Maine Mariners (32) def. Springfield Indians (34), 4-3 | 66 | Most Overtime Games Won, One Team, One Playoff Hershey Bears, 2010 (8-1) | 8 |
| Fewest Goals Both Teams, Seven-Game Series 2008, Philadelphia Phantoms (11) def. Albany River Rats (12), 4-3 | 23 | Most Overtime Games, One Series 2004, Wilkes-Barre/Scranton Penguins vs. Bridgeport Sound Tigers | 5 |
| Most Goals One Team, Seven-Game Series 1946, Buffalo Bisons (35) def. Cleveland Barons (24), 4-3 | 35 | 2008, Syracuse Crunch vs. Manitoba Moose | |
| Fewest Goals One Team, Seven-Game Series 2008, Philadelphia Phantoms (11) def. Albany River Rats (12), 4-3 | 11 | 2011, Binghamton Senators vs. Manchester Monarchs | |
| Most Shutouts Played, All Teams, One Playoff 2004 (of 93 games played) | 17 | Most Overtime Games Won, One Team, One Series | 4 |
| Most Shutouts Won, One Playoff Rochester Americans, 2000 | 6 | 2008, Syracuse Crunch vs. Manitoba | |
| Most Shutouts Played, One Series 2008, Philadelphia Phantoms (2) vs. Albany River Rats (2) | 4 | 2011, Binghamton Senators vs. Manchester | |
| Most Shutouts Won, One Series 1947, Hershey Bears vs. Pittsburgh Hornets | 3 | Longest Playoff Game | 146:48 |
| 2000, Rochester Americans vs. Albany River Rats | | Lehigh Valley Phantoms 2 at Charlotte Checkers 1 - May 9, 2018 | |
| Fewest Shutouts Played, All Teams, One Playoff Several times; last: 1976 | 0 | <i>Alex Krushelnyski scored the winning goal at 6:48 of the fifth overtime period. (Only 20-minute sudden-death periods were played.)</i> | |
| Highest Scoring Shutout | 10-0 | Most Power-Play Goals Scored, One Team, One Playoff | 35 |
| Buffalo Bisons vs. Hershey Bears - Mar. 24, 1943 (Semifinals) | | Hershey Bears, 1997 (23 games) | |
| Richmond Robins vs. Baltimore Clippers - Apr. 6, 1974 (Quarterfinals) | | Most Shorthanded Goals, All Teams, One Playoff | 21 |
| Most Overtime Games, All Teams, One Playoff 2004 (of 93 games played) | 27 | 1993 (57 games) | |
| Most Overtime Games, One Team, One Playoff Wilkes-Barre/Scranton Penguins, 2004 | 11 | Most Shorthanded Goals, One Team, One Playoff | 7 |
| | | Milwaukee Admirals, 2006 | |
| | | Most Penalty Minutes, One Team, One Series | 323 |
| | | Hershey Bears, 1995 vs. Cornwall Aces (6 games) | |
| | | Most Penalty Minutes, Both Teams, One Series | 575 |
| | | Cornwall Aces (252) vs. Hershey Bears (323), 1995 (6 games) | |
| | | Most Penalty Minutes, One Team, One Game | 186 |
| | | Hershey Bears, Apr. 21, 1995 vs. Cornwall | |
| | | Most Penalty Minutes, Both Teams, One Game | 350 |
| | | Hershey Bears (179) vs. Philadelphia Phantoms (171), May 3, 1997 | |



Andrew Poturalski

Andrew Poturalski had a career year in 2018-19, earning Second Team AHL All-Star honors with 70 points in 72 regular-season games to finish fifth in the league in scoring. In the postseason, Poturalski led the AHL with 12 goals, 23 points and a plus-15 rating in 18 games and earned playoff MVP honors, leading Charlotte to the championship.



Stefan Matteau

Just days after the 25th anniversary of his father's famous overtime goal that sent the New York Rangers to the 1994 Stanley Cup Final, Stefan Matteau scored the OT winner to give the Chicago Wolves a 4-3 victory in Game 1 of the 2019 Calder Cup Finals.

Calder Cup Playoff Scoring Leaders

| SEASON | | GP | G | A | PTS | SEASON | | GP | G | A | PTS |
|---------|----------------------------------|----|----|----|-----|-----------|----------------------------------|----|----|----|-----|
| 1936-37 | Murray Armstrong, Syracuse | 9 | 4 | 6 | 10 | 1976-77 | Pierre Mondou, Nova Scotia | 12 | 8 | 11 | 19 |
| 1937-38 | Bill Thomson, Syracuse | 8 | 4 | 4 | 8 | 1977-78 | Pat Hughes, Nova Scotia | 11 | 5 | 9 | 14 |
| 1938-39 | Les Cunningham, Cleveland | 9 | 6 | 4 | 10 | 1978-79 | Ron Andruff, New Haven | 10 | 6 | 11 | 17 |
| 1939-40 | Billy Taylor, Pittsburgh | 9 | 7 | 5 | 12 | | Paul Evans, Maine | 10 | 4 | 13 | 17 |
| 1940-41 | Gordon Bruce, Hershey | 9 | 2 | 6 | 8 | 1979-80 | Tony Cassolato, Hershey | 16 | 6 | 16 | 22 |
| | Gordon Pettinger, Hershey | 10 | 2 | 6 | 8 | 1980-81 | Rick Vasko, Adirondack | 18 | 9 | 12 | 21 |
| | Les Cunningham, Cleveland | 9 | 3 | 5 | 8 | | Mark Taylor, Maine | 20 | 5 | 16 | 21 |
| 1941-42 | John "Red" Keating, Indianapolis | 10 | 9 | 8 | 17 | 1981-82 | Mike Kaszycki, New Brunswick | 15 | 8 | 13 | 21 |
| | Les Douglas, Indianapolis | 10 | 8 | 9 | 17 | 1982-83 | J.F. Sauve, Rochester | 16 | 7 | 21 | 28 |
| 1942-43 | Bill Summerhill, Buffalo | 9 | 5 | 10 | 15 | 1983-84 | Paul Gardner, Baltimore | 10 | 12 | 10 | 22 |
| 1943-44 | Fred Thurier, Buffalo | 9 | 8 | 10 | 18 | 1984-85 | John Newberry, Sherbrooke | 17 | 6 | 14 | 20 |
| 1944-45 | Tommy Burlington, Cleveland | 12 | 10 | 6 | 16 | 1985-86 | Larry Trader, Adirondack (D) | 17 | 6 | 16 | 22 |
| 1945-46 | Fred Thurier, Cleveland | 12 | 9 | 7 | 16 | 1986-87 | Gates Orlando, Rochester | 18 | 9 | 13 | 22 |
| | Phil Hergesheimer, Cleveland | 16 | 6 | 10 | 16 | | Peter Douris, Sherbrooke | 17 | 7 | 15 | 22 |
| | Fred Hunt, Buffalo | 12 | 5 | 11 | 16 | 1987-88 | Mitch Lamoureux, Hershey | 12 | 9 | 7 | 16 |
| 1946-47 | Frank Mario, Hershey | 11 | 5 | 13 | 18 | | Don Biggs, Hershey | 12 | 5 | 11 | 16 |
| 1947-48 | Bob Solinger, Indianapolis | 9 | 7 | 6 | 13 | 1988-89 | Hubie McDonough, New Haven | 17 | 10 | 21 | 31 |
| | Fred Thurier, Cleveland | 9 | 5 | 8 | 13 | 1989-90 | Greg Parks, Springfield | 18 | 9 | 13 | 22 |
| 1948-49 | Gordon Bruce, Hershey | 11 | 7 | 9 | 16 | 1990-91 | Don Biggs, Rochester | 15 | 9 | 14 | 23 |
| 1949-50 | Pat Lundy, Indianapolis | 8 | 7 | 7 | 14 | 1991-92 | Mike Sillinger, Adirondack | 15 | 9 | 19 | 28 |
| | Tod Sloan, Cleveland | 9 | 10 | 4 | 14 | 1992-93 | Bill McDougall, Cape Breton | 16 | 26 | 26 | 52 |
| 1950-51 | Rudy Migay, Pittsburgh | 13 | 1 | 15 | 16 | 1993-94 | Mike Boback, Portland | 17 | 10 | 17 | 27 |
| | Bob Solinger, Pittsburgh | 13 | 10 | 6 | 16 | | Andy Brickley, Moncton | 19 | 8 | 19 | 27 |
| 1951-52 | Barry Sullivan, Providence | 14 | 6 | 12 | 18 | 1994-95 | Tim Sweeney, Providence | 13 | 8 | 17 | 25 |
| 1952-53 | Jack Gordon, Cleveland | 11 | 4 | 7 | 11 | 1995-96 | Dixon Ward, Rochester | 19 | 11 | 24 | 35 |
| 1953-54 | Jack Gordon, Cleveland | 9 | 5 | 13 | 18 | 1996-97 | Josef Marha, Hershey | 19 | 6 | 16 | 22 |
| 1954-55 | Willie Marshall, Pittsburgh | 10 | 9 | 7 | 16 | 1997-98 | Mike Maneluk, Philadelphia | 20 | 13 | 21 | 34 |
| | Ken Wharram, Buffalo | 10 | 9 | 7 | 16 | 1998-99 | Peter Ferraro, Providence | 19 | 9 | 12 | 21 |
| 1955-56 | Zellio Toppazzini, Providence | 9 | 7 | 13 | 20 | | Domenic Pittis, Rochester | 20 | 7 | 14 | 21 |
| 1956-57 | Fred Glover, Cleveland | 12 | 6 | 8 | 14 | 1999-2000 | Domenic Pittis, Rochester | 21 | 4 | 26 | 30 |
| 1957-58 | Willie Marshall, Hershey | 11 | 10 | 9 | 19 | 2000-01 | Chris Kelleher, W-B/Scranton (D) | 21 | 7 | 18 | 25 |
| 1958-59 | Dunc Fisher, Hershey | 13 | 4 | 9 | 13 | 2001-02 | Rob Brown, Chicago | 25 | 7 | 26 | 33 |
| 1959-60 | Bill Sweeney, Springfield | 10 | 7 | 7 | 14 | 2002-03 | Jason Ward, Hamilton | 23 | 12 | 9 | 21 |
| 1960-61 | Harry Pidhirny, Springfield | 8 | 5 | 5 | 10 | 2003-04 | Darren Haydar, Milwaukee | 22 | 11 | 15 | 26 |
| | Dennis Olson, Springfield | 8 | 4 | 6 | 10 | 2004-05 | Jeff Carter, Philadelphia | 21 | 12 | 11 | 23 |
| | Hec Lalonde, Hershey | 8 | 3 | 7 | 10 | 2005-06 | Darren Haydar, Milwaukee | 21 | 18 | 17 | 35 |
| 1961-62 | Bill Sweeney, Springfield | 11 | 5 | 5 | 10 | 2006-07 | Darren Haydar, Chicago | 15 | 10 | 14 | 24 |
| | Kent Douglas, Springfield (D) | 11 | 2 | 8 | 10 | 2007-08 | Jason Krog, Chicago | 24 | 12 | 26 | 38 |
| 1962-63 | John McKenzie, Buffalo | 13 | 8 | 12 | 20 | 2008-09 | Alexandre Giroux, Hershey | 22 | 15 | 13 | 28 |
| 1963-64 | Joe Szura, Cleveland | 9 | 13 | 6 | 19 | 2009-10 | Alexandre Giroux, Hershey | 21 | 14 | 13 | 27 |
| 1964-65 | Billy Harris, Rochester | 10 | 5 | 12 | 17 | | Chris Bourque, Hershey | 21 | 7 | 20 | 27 |
| 1965-66 | Mike Walton, Rochester | 12 | 8 | 4 | 12 | 2010-11 | Ryan Potulny, Binghamton | 23 | 14 | 12 | 26 |
| | Tom McCarthy, Cleveland | 12 | 7 | 5 | 12 | 2011-12 | Alexandre Picard, Norfolk | 18 | 9 | 7 | 16 |
| 1966-67 | Bill Hicke, Baltimore | 9 | 6 | 8 | 14 | | Trevor Smith, Norfolk | 18 | 5 | 11 | 16 |
| 1967-68 | Jean-Guy Gendron, Quebec | 15 | 7 | 14 | 21 | 2012-13 | Ondrej Palat, Syracuse | 18 | 7 | 19 | 26 |
| 1968-69 | Terry Ball, Quebec (D) | 15 | 8 | 8 | 16 | 2013-14 | Travis Morin, Texas | 21 | 9 | 13 | 22 |
| 1969-70 | Jim Stanfield, Springfield | 14 | 8 | 9 | 17 | 2014-15 | Michael Mersch, Manchester | 18 | 13 | 9 | 22 |
| 1970-71 | Butch Goring, Springfield | 12 | 11 | 14 | 25 | | Jordan Weal, Manchester | 19 | 10 | 12 | 22 |
| 1971-72 | Bob Rivard, Baltimore | 18 | 10 | 15 | 25 | 2015-16 | Connor Carrick, Toronto (D) | 15 | 7 | 11 | 18 |
| 1972-73 | Morris Stefaniw, Nova Scotia | 13 | 8 | 17 | 25 | 2016-17 | Cory Conacher, Syracuse | 22 | 12 | 16 | 28 |
| 1973-74 | Jim Wiley, Hershey | 14 | 5 | 11 | 16 | 2017-18 | Andreas Johnsson, Toronto | 16 | 10 | 14 | 24 |
| 1974-75 | Phil Hoene, Springfield | 17 | 12 | 10 | 22 | 2018-19 | Andrew Poturalski, Charlotte | 18 | 12 | 11 | 23 |
| 1975-76 | Guy Chouinard, Nova Scotia | 9 | 6 | 9 | 15 | | | | | | |



Calder Cup Playoffs

Individual Records

| | | | |
|---|------------|--|---------------|
| Most Calder Cups Won, Player | 5 | Most Assists, Career | 82 |
| Bob Solinger, Cleveland 1948; Pittsburgh 1952, 1955; Hershey 1958, 1959 Fred Glover, Indianapolis 1950; Cleveland 1953, 1954, 1957, 1964 Les Duff, Hershey 1958, 1959; Rochester 1965, 1966, 1968 Mike Busniuk, Nova Scotia 1976, 1977; Maine 1978, 1979, 1984 | | Chris Bourque, Hershey, Providence, Hartford | |
| Most Calder Cups Won, Head Coach | 7 | Most Assists, One Playoff | 26 |
| Fred "Bun" Cook, Providence 1938, 1940; Cleveland 1945, 1948, 1951, 1953, 1954 | | Bill McDougall, Cape Breton Oilers - 1993 Domenic Pittis, Rochester Americans - 2000 Rob Brown, Chicago Wolves - 2002 Jason Krog, Chicago Wolves - 2008 | |
| Most Playoffs Played in | 17 | Most Game-Winning Goals, One Playoff | 6 |
| Fred Glover, Indianapolis, Cleveland | | Darren Haydar, Milwaukee Admirals - 2006 Bud Holloway, Manchester Monarchs - 2010 Oliver Bjorkstrand, Lake Erie Monsters - 2016 | |
| Most Playoff Games Played, Career | 159 | Most Sudden-Death Overtime Goals, Career | 5 |
| Bryan Helmer, Albany, Worcester, Manitoba, Grand Rapids, San Antonio, Hershey, Oklahoma City, Springfield | | Alexandre Giroux, Binghamton, Hartford, Hershey | |
| Most Games Played, One Playoff | 25 | Most Sudden-Death Overtime Goals, One Playoff | 3 |
| Several players, Chicago Wolves - 2002 | | Oliver Bjorkstrand, Lake Erie Monsters - 2016 | |
| Most Points Scored, Career | 143 | Fastest Goal Scored from the Start of a Period | :04 |
| Darren Haydar, Milwaukee, Chicago, Grand Rapids | | Jarret Stoll, Hamilton Bulldogs vs. Binghamton - May 22, 2003 (3rd per.) | |
| Most Points Scored, One Playoff | 52 | Most Games by a Goaltender, Career | 87 |
| Bill McDougall, Cape Breton Oilers - 1993 (16gp, 26-26-52) | | Marcel Paille, Cleveland, Providence, Buffalo, Springfield, Richmond | |
| Most Points Scored by a Rookie, One Playoff | 28 | Most Games by a Goaltender, One Playoff | 24 |
| Mike Sillinger, Adirondack Red Wings - 1992 (15gp, 9-19-28) Alex Goligoski, Wilkes-Barre/Scranton Penguins - 2008 (23gp, 4-24-28) | | Ondrej Pavelec, Chicago Wolves - 2008 Matt Hackett, Houston Aeros - 2011 Petr Mrazek, Grand Rapids Griffins - 2013 | |
| Most Points Scored by a Defenseman, One Playoff | 28 | Most Wins by a Goaltender, Career | 49 |
| Alex Goligoski, Wilkes-Barre/Scranton Penguins - 2008 (23gp, 4-24-28) | | Marcel Paille, Cleveland, Providence, Buffalo, Springfield, Richmond | |
| Most Points Scored, One Game | 7 | Most Wins by a Goaltender, One Playoff | 16 |
| Howie Menard, Baltimore Clippers - Apr. 12, 1972 vs. Cleveland (3g, 4a) Bill McDougall, Cape Breton Oilers - May 17, 1993 vs. Springfield (4g, 3a) Mike Boback, Portland Pirates - Apr. 23, 1994 vs. Albany (3g, 4a) | | Wade Flaherty, Milwaukee Admirals - 2004 Frederic Cassivi, Hershey Bears - 2006 Ondrej Pavelec, Chicago Wolves - 2008 Michal Neuvirth, Hershey Bears - 2009 | |
| Most Goals Scored, Career | 63 | Lowest Goals-Against Average, One Playoff | 1.18 |
| Darren Haydar, Milwaukee, Chicago, Grand Rapids | | Michael Leighton, Albany River Rats - 2008 (7 games) | |
| Most Goals Scored, One Playoff | 26 | Most Shutouts, Career | 8 |
| Bill McDougall, Cape Breton Oilers - 1993 | | Gord Henry, Hershey Bears | |
| Most Goals Scored by a Rookie, One Playoff | 14 | Most Shutouts in One Playoff | 6 |
| Sean McKenna, Rochester Americans - 1983 Jamie Benn, Texas Stars - 2010 | | Mika Noronen, Rochester Americans - 2000 | |
| Most Goals Scored by a Defenseman, One Playoff | 10 | Longest Shutout Streak | 207:27 |
| Joel Kwiatkowski, Chicago Wolves - 2008 | | Marcel Paille, Springfield Indians - 1962 | |
| Most Goals Scored, One Game | 5 | Most Minutes Played, Career | 5,368 |
| Bill McDougall, Cape Breton Oilers - May 5, 1993 vs. St. John's | | Marcel Paille, Cleveland, Providence, Buffalo, Springfield, Richmond | |
| Most Goals Scored, One Period | 4 | Most Minutes Played, One Playoff Year | 1,498 |
| John Sorrell, Indianapolis Capitals - Mar. 25, 1944 vs. Buffalo (3rd per.) | | Johan Holmqvist, Houston Aeros - 2003 | |

Calder Cup Playoff Series Comebacks

From 0-2 down to win a best-of-5 series:

- | | |
|---|---------------------------|
| 1. 1952 AHL Quarterfinals | Providence def. Cleveland |
| 2. 1954 AHL Semifinals | Hershey def. Pittsburgh |
| 3. 1965 AHL Quarterfinals | Hershey def. Baltimore |
| 4. 1967 AHL Quarterfinals | Rochester def. Cleveland |
| 5. 1969 AHL Quarterfinals | Quebec def. Cleveland |
| 6. 1997 Southern Conference Quarterfinals | Providence def. Worcester |
| 7. 1997 Southern Conference Quarterfinals | Springfield def. Portland |
| 8. 2001 Eastern Conference Quarterfinals | Providence def. Hartford |
| 9. 2002 Eastern Conference Quarterfinals | St. John's def. Lowell |
| 10. 2013 Eastern Conference Quarterfinals | Providence def. Hershey |
| 11. 2015 Western Conference Quarterfinals | Grand Rapids def. Toronto |

From 1-3 down to win a best-of-7 series (*trailed 0-3):

- | | |
|--|-------------------------------|
| 1. 1946 Calder Cup Finals | Buffalo def. Cleveland |
| 2. 1947 Calder Cup Finals | Hershey def. Pittsburgh |
| 3. 1949 Calder Cup Finals | Providence def. Hershey |
| 4. 1960 AHL Semifinals | *Rochester def. Cleveland |
| 5. 1973 Western Division Semifinals | Virginia def. Hershey |
| 6. 1989 Southern Division Finals | *Adirondack def. Hershey |
| 7. 1991 Northern Division Semifinals | Springfield def. Fredericton |
| 8. 1992 Southern Division Finals | Rochester def. Binghamton |
| 9. 1997 Southern Conference Finals | Hershey def. Springfield |
| 10. 2000 Eastern Conference Finals | Hartford def. Providence |
| 11. 2004 East Division Semifinals | W-B/Scranton def. Bridgeport |
| 12. 2004 North Division Semifinals | Rochester def. Syracuse |
| 13. 2005 West Division Semifinals | Cincinnati def. Milwaukee |
| 14. 2008 North Division Finals | Toronto def. Syracuse |
| 15. 2010 North Division Semifinals | Abbotsford def. Rochester |
| 16. 2011 Atlantic Division Semifinals | Binghamton def. Manchester |
| 17. 2011 North Division Semifinals | Manitoba def. Lake Erie |
| 18. 2013 Eastern Conference Semifinals | *W-B/Scranton def. Providence |

From 0-3 down to win a best-of-7 series:

- | | |
|--------------------------------------|------------------------------|
| 1. 1960 AHL Semifinals | Rochester def. Cleveland |
| 2. 1989 Southern Division Finals | Adirondack def. Hershey |
| 3. 2013 Eastern Conference Semifinal | W-B/Scranton def. Providence |



Calder Cup Playoffs

Calder Cup Playoff Overtime Games

| Date | Gm # | Visitor # | Home # | # | Per. | Time | GWG | Date | Gm # | Visitor # | Home # | # | Per. | Time | GWG |
|-----------|------|-----------------|-------------------|-----|-------|----------------------|-----|-----------|------|-----------------|-------------------|-----|-------|-----------------------|-----|
| 6/01/2019 | O-1 | Chicago 4 | @ Charlotte 3 | OT | 5:30 | Stefan Matteau | | 5/14/2014 | L-3 | Chicago 3 | @ Toronto 4 | OT | 3:28 | Jerry D'Amigo | |
| 5/26/2019 | M-6 | Toronto 3 | @ Charlotte 4 | 2OT | 21:52 | Morgan Geekie * | | 5/14/2014 | J-3 | W-B/Scranton 5 | @ Providence 4 | 2OT | 26:32 | Simon Despres | |
| 5/24/2019 | N-4 | Chicago 2 | @ San Diego 1 | 2OT | 26:01 | Daniel Carr | | 5/13/2014 | I-5 | St. John's 2 | @ Norfolk 3 | OT | 13:10 | Andre Petersson | |
| 5/23/2019 | M-4 | Charlotte 3 | @ Toronto 4 | OT | 7:29 | Michael Carcone | | 4/30/2014 | A-3 | Manchester 0 | @ Norfolk 1 | OT | 14:51 | Maxime Sauve | |
| 5/17/2019 | N-1 | San Diego 4 | @ Chicago 5 | OT | 14:03 | Cody Glass | | 4/30/2014 | C-3 | Binghamton 2 | @ W-B/Scranton 3 | OT | 7:32 | Chuck Kobasew | |
| 5/11/2019 | L-5 | San Diego 1 | @ Bakersfield 2 | 2OT | 33:02 | Josh Currie | | 4/26/2014 | E-2 | Texas 3 | @ Oklahoma City 2 | OT | 15:04 | Brendan Ranford | |
| 5/08/2019 | L-3 | Bakersfield 7 | @ San Diego 6 | OT | :33 | William Lagesson | | 4/26/2014 | C-2 | W-B/Scranton 3 | @ Binghamton 4 | OT | 11:07 | Stephane Da Costa | |
| 5/03/2019 | L-1 | San Diego 3 | @ Bakersfield 2 | 4OT | 64:20 | Maxime Comtois | | 4/25/2014 | H-1 | Grand Rapids 2 | @ Abbotsford 1 | 2OT | 39:26 | Ryan Sproul | |
| 5/03/2019 | J-2 | Cleveland 3 | @ Toronto 4 | OT | 1:13 | Michael Carcone | | 4/25/2014 | F-1 | Chicago 4 | @ Rochester 3 | OT | 1:06 | Dmitrij Jaskin | |
| 5/01/2019 | K-1 | Iowa 2 | @ Chicago 3 | OT | 18:39 | Cody Glass | | 4/25/2014 | C-1 | W-B/Scranton 3 | @ Binghamton 2 | OT | 8:40 | Anton Zlobin | |
| 4/27/2019 | B-5 | Hershey 3 | @ Bridgeport 2 | OT | 10:27 | Brian Pinho * | | 4/25/2014 | B-2 | Providence 2 | @ Springfield 1 | OT | 3:54 | Matt Fraser | |
| 4/26/2019 | F-4 | Iowa 4 | @ Milwaukee 5 | OT | 12:33 | Frederic Allard | | 4/23/2014 | E-1 | Texas 3 | @ Oklahoma City 2 | OT | 5:35 | Mike Hedden | |
| 4/25/2019 | B-4 | Bridgeport 3 | @ Hershey 2 | OT | 1:13 | Matt Lortio | | 4/23/2014 | B-1 | Springfield 3 | @ Providence 2 | OT | 2:21 | Andrew Joudrey | |
| 4/21/2019 | D-2 | Toronto 3 | @ Rochester 2 | OT | 2:20 | Jeremy Bracco | | 5/20/2013 | I-6 | W-B/Scranton 2 | @ Providence 1 | OT | 3:26 | Trevor Smith | |
| 4/19/2019 | B-1 | Hershey 2 | @ Bridgeport 3 | 2OT | 33:36 | Kieffer Bellows | | 5/15/2013 | I-3 | Providence 2 | @ W-B/Scranton 1 | OT | :31 | Carter Camper | |
| 4/17/2019 | H-1 | San Jose 5 | @ San Diego 6 | OT | 1:13 | Kiefer Sherwood | | 5/09/2013 | K-1 | Oklahoma City 2 | @ Texas 1 | OT | 1:28 | Anton Lander | |
| 5/28/2018 | N-6 | Rockford 1 | @ Texas 2 | OT | 19:51 | Roope Hintz * | | 5/04/2013 | B-4 | Springfield 4 | @ Manchester 3 | OT | 8:06 | Nick Drazenovic * | |
| 5/24/2018 | N-4 | Texas 2 | @ Rockford 3 | OT | 2:32 | Victor Ejsdell | | 5/02/2013 | C-3 | Syracuse 4 | @ Portland 3 | OT | 19:43 | Ondrej Palat * | |
| 5/22/2018 | N-3 | Texas 6 | @ Rockford 5 | OT | 5:12 | Curtis McKenzie | | 5/01/2013 | F-3 | Toronto 3 | @ Rochester 2 | OT | 5:14 | Will Acton * | |
| 5/20/2018 | N-2 | Rockford 2 | @ Texas 3 | OT | 10:46 | Curtis McKenzie | | 4/28/2013 | B-2 | Manchester 2 | @ Springfield 3 | OT | 18:44 | Cody Bass | |
| 5/20/2018 | M-2 | Lehigh Valley 2 | @ Toronto 3 | OT | 10:59 | Miro Aaltonen | | 4/28/2013 | A-2 | Hershey 5 | @ Providence 4 | OT | 3:05 | Jon DiSalvatore | |
| 5/11/2018 | L-5 | Tucson 2 | @ Texas 3 | OT | 8:43 | Joel L'Esperance * | | 4/27/2013 | C-1 | Portland 3 | @ Syracuse 4 | OT | 6:36 | Richard Panik | |
| 5/09/2018 | I-4 | Lehigh Valley 2 | @ Charlotte 1 | 5OT | 86:48 | Alex Krushelnyski | | 4/27/2013 | D-1 | W-B/Scranton 3 | @ Binghamton 2 | OT | 8:18 | Chad Kolarik | |
| 5/07/2018 | L-3 | Tucson 4 | @ Texas 5 | OT | 13:36 | Sheldon Dries | | 4/27/2013 | B-1 | Manchester 1 | @ Springfield 2 | OT | 10:36 | Cody Bass | |
| 5/05/2018 | J-2 | Syracuse 1 | @ Toronto 2 | 2OT | 35:10 | Frederic Gauthier | | 4/26/2013 | H-1 | Charlotte 4 | @ Oklahoma City 3 | OT | 3:06 | Brody Sutter | |
| 5/02/2018 | L-1 | Texas 1 | @ Tucson 2 | OT | 8:53 | Michael Bunting | | 4/26/2013 | E-1 | Texas 3 | @ Milwaukee 2 | OT | 11:44 | Brett Ritchie | |
| 4/28/2018 | A-4 | Providence 3 | @ Lehigh Valley 4 | OT | 18:36 | Maxim Lamarche * | | 6/07/2012 | O-3 | Norfolk 1 | @ Toronto 0 | OT | 9:09 | Mike Kostka | |
| 4/26/2018 | E-3 | Rockford 4 | @ Chicago 3 | 3OT | 57:22 | Victor Ejsdell * | | 5/21/2012 | M-3 | Norfolk 1 | @ St. John's 0 | OT | 1:37 | Pierre-Cedric Labrie | |
| 4/22/2018 | H-3 | Texas 5 | @ Ontario 4 | 2OT | 37:38 | Samuel Laberge | | 5/11/2012 | I-6 | Connecticut 1 | @ Norfolk 2 | OT | 13:01 | Richard Panik * | |
| 4/21/2018 | C-1 | Utica 2 | @ Toronto 3 | OT | 17:48 | Chris Mueller | | 5/10/2012 | K-4 | Oklahoma City 2 | @ San Antonio 1 | OT | 1:05 | Chris VanDeVelde | |
| 4/20/2018 | B-1 | W-B/Scranton 2 | @ Charlotte 3 | OT | 3:18 | Lucas Wallmark | | 5/09/2012 | L-5 | Toronto 3 | @ Abbotsford 2 | OT | 9:02 | Mike Zigomanis * | |
| 4/19/2018 | H-1 | Ontario 3 | @ Texas 4 | OT | 1:55 | Brian Flynn | | 5/08/2012 | J-5 | St. John's 2 | @ W-B/Scranton 3 | 2OT | 32:08 | Simon Despres | |
| 6/03/2017 | O-2 | Syracuse 5 | @ Grand Rapids 6 | 2OT | 27:02 | Ben Street | | 5/07/2012 | K-3 | Oklahoma City 2 | @ San Antonio 1 | OT | 15:50 | Chris VanDeVelde | |
| 5/21/2017 | M-2 | Syracuse 1 | @ Providence 2 | OT | 8:28 | Jordan Swaraz | | 5/06/2012 | J-4 | St. John's 3 | @ W-B/Scranton 2 | OT | :27 | Ben Maxwell | |
| 5/14/2017 | I-5 | Hershey 3 | @ Providence 2 | OT | 1:58 | Madison Bowey | | 5/05/2012 | K-2 | San Antonio 4 | @ Oklahoma City 5 | OT | 11:40 | Josh Green | |
| 5/11/2017 | I-3 | Hershey 2 | @ Providence 1 | OT | 7:14 | Chris Bourque | | 5/05/2012 | J-3 | St. John's 2 | @ W-B/Scranton 1 | OT | 10:02 | Brock Trotter | |
| 5/10/2017 | L-3 | San Jose 4 | @ San Diego 3 | OT | 17:40 | Timo Meier | | 5/02/2012 | I-1 | Connecticut 3 | @ Norfolk 2 | OT | 2:53 | Andreas Thuresson | |
| 5/07/2017 | I-2 | Providence 2 | @ Hershey 3 | OT | 5:44 | Travis Boyd | | 4/27/2012 | G-5 | San Antonio 3 | @ Chicago 2 | 2OT | 25:28 | Roman Therlyuk * | |
| 5/05/2017 | L-1 | San Diego 3 | @ San Jose 2 | OT | :38 | Kevin Roy | | 4/27/2012 | A-4 | Norfolk 4 | @ Manchester 3 | OT | 13:27 | Alex Killorn * | |
| 5/02/2017 | G-5 | Stockton 1 | @ San Jose 2 | OT | 8:52 | Ryan Carpenter * | | 4/27/2012 | B-4 | Syracuse 3 | @ St. John's 4 | OT | 5:01 | Derek Meech * | |
| 4/28/2017 | C-4 | St. John's 1 | @ Syracuse 2 | OT | 2:18 | Gabriel Dumont * | | 4/25/2012 | D-3 | W-B/Scranton 3 | @ Hershey 4 | OT | 2:57 | Ryan Potulny | |
| 4/28/2017 | D-4 | Albany 1 | @ Toronto 2 | 3OT | 46:43 | Justin Holl * | | 4/22/2012 | C-3 | Bridgeport 3 | @ Connecticut 4 | OT | 16:36 | Casey Wellman * | |
| 4/26/2017 | F-3 | Grand Rapids 3 | @ Milwaukee 2 | OT | 10:03 | Kyle Crisculo * | | 4/19/2012 | G-1 | Chicago 4 | @ San Antonio 5 | OT | 14:16 | Colby Robak | |
| 4/26/2017 | D-3 | Albany 2 | @ Toronto 3 | OT | :45 | Colin Greening | | 5/28/2011 | O-2 | Binghamton 2 | @ Houston 1 | OT | 7:54 | Jim O'Brien | |
| 4/26/2017 | B-3 | Lehigh Valley 2 | @ Hershey 1 | OT | 1:49 | Chris Conner | | 5/22/2011 | N-6 | Hamilton 5 | @ Houston 4 | 2OT | 29:11 | Nigel Dawes | |
| 4/23/2017 | E-3 | Charlotte 4 | @ Chicago 3 | OT | 9:28 | Connor Brickley | | 5/18/2011 | M-4 | Charlotte 3 | @ Binghamton 4 | OT | 13:05 | Ryan Keller * | |
| 4/23/2017 | A-2 | W-B/Scranton 6 | @ Providence 5 | OT | 7:49 | Derrick Pouliot | | 5/09/2011 | K-7 | Manitoba 1 | @ Hamilton 2 | 3OT | 40:06 | Dustin Boyd * | |
| 4/22/2017 | C-2 | Syracuse 4 | @ St. John's 3 | 2OT | 30:37 | Tye McGinn | | 5/08/2011 | L-6 | Houston 4 | @ Milwaukee 5 | OT | 1:01 | Kelsey Wilson | |
| 4/21/2017 | F-1 | Milwaukee 3 | @ Grand Rapids 4 | OT | 9:32 | Tomas Nosek | | 5/06/2011 | L-5 | Milwaukee 2 | @ Houston 3 | OT | 8:45 | Robbie Earl | |
| 4/21/2017 | B-1 | Hershey 1 | @ Lehigh Valley 0 | OT | 7:38 | Nathan Walker | | 5/05/2011 | L-4 | Milwaukee 2 | @ Houston 3 | OT | 3:35 | Carson McMillan | |
| 6/11/2016 | O-4 | Hershey 0 | @ Lake Erie 1 | OT | 19:58 | Oliver Bjorkstrand * | | 5/04/2011 | K-4 | Hamilton 1 | @ Manitoba 2 | 2OT | 31:54 | Mario Bliznak | |
| 6/06/2016 | O-3 | Hershey 2 | @ Lake Erie 3 | OT | 1:20 | Oliver Bjorkstrand * | | 5/02/2011 | J-3 | W-B/Scranton 1 | @ Charlotte 2 | OT | 5:40 | Brett Sutter | |
| 5/26/2016 | N-4 | Ontario 1 | @ Lake Erie 2 | 2OT | 26:25 | Lukas Sedlak | | 4/25/2011 | G-6 | Texas 2 | @ Milwaukee 3 | 2OT | 30:42 | Mark Van Guilder * | |
| 5/21/2016 | M-2 | Toronto 2 | @ Hershey 3 | OT | 9:09 | Carter Camper * | | 4/24/2011 | D-6 | Charlotte 2 | @ Hershey 1 | OT | 1:30 | Nicolas Blanchard * | |
| 5/16/2016 | K-6 | Lake Erie 4 | @ Grand Rapids 3 | OT | 12:32 | Zach Werenski * | | 4/23/2011 | B-7 | Binghamton 6 | @ Manchester 5 | OT | 3:07 | Ryan Potulny * | |
| 5/15/2016 | I-7 | W-B/Scranton 2 | @ Hershey 3 | OT | 10:57 | Travis Boyd * | | 4/22/2011 | G-5 | Milwaukee 2 | @ Texas 1 | OT | 16:29 | Ryan Thang | |
| 5/13/2016 | L-4 | Ontario 4 | @ San Diego 3 | OT | 6:29 | Mike Amadio | | 4/22/2011 | B-6 | Binghamton 2 | @ Manchester 1 | 2OT | 30:01 | Geoff Kinrade | |
| 5/09/2016 | I-4 | Hershey 1 | @ W-B/Scranton 2 | OT | 2:31 | Kael Mouillierat | | 4/20/2011 | B-5 | Manchester 4 | @ Binghamton 5 | OT | 6:38 | Kaspars Daugavins | |
| 5/08/2016 | J-3 | Toronto 2 | @ Albany 3 | OT | 18:40 | Nick Lappin | | 4/19/2011 | G-3 | Milwaukee 2 | @ Texas 3 | OT | 8:44 | Travis Morin | |
| 5/07/2016 | L-2 | Ontario 2 | @ San Diego 1 | OT | 11:55 | Justin Auger | | 4/17/2011 | B-3 | Manchester 5 | @ Binghamton 4 | OT | 1:43 | Bud Holloway | |
| 5/05/2016 | K-1 | Grand Rapids 2 | @ Lake Erie 3 | OT | 12:23 | Oliver Bjorkstrand * | | 4/17/2011 | F-2 | Manitoba 3 | @ Lake Erie 2 | OT | 8:03 | Rick Rypien | |
| 4/28/2016 | A-3 | Portland 2 | @ Hershey 1 | 3OT | 43:10 | Rob Flick | | 4/16/2011 | A-2 | Connecticut 2 | @ Portland 3 | OT | 12:04 | Derek Whitmore | |
| 4/26/2016 | D-3 | Albany 1 | @ Utica 2 | OT | 9:13 | Alexandre Grenier * | | 4/15/2011 | H-2 | Peoria 2 | @ Houston 3 | OT | 11:34 | Carson McMillan | |
| 4/23/2016 | B-3 | W-B/Scranton 5 | @ Providence 4 | 2OT | 33:52 | Jake Guentzel * | | 4/15/2011 | B-2 | Binghamton 4 | @ Manchester 3 | OT | 4:03 | Derek Grant | |
| 4/21/2016 | B-2 | Providence 3 | @ W-B/Scranton 4 | OT | 5:13 | Daniel Sprong | | 6/11/2010 | O-5 | Hershey 2 | @ Texas 1 | OT | 13:28 | Alexandre Giroux | |
| 4/20/2016 | B-1 | Providence 2 | @ W-B/Scranton 3 | OT | 1:09 | Carter Rowney | | 5/24/2010 | N-6 | Texas 3 | @ Hamilton 2 | OT | 18:32 | Aaron Gagnon | |
| 6/07/2015 | O-2 | Utica 1 | @ Manchester 2 | OT | 5:36 | Nic Dowd | | 5/22/2010 | M-6 | Manchester 2 | @ Hershey 3 | OT | 7:06 | Boyd Kane * | |
| 6/06/2015 | O-1 | Utica 2 | @ Manchester 3 | OT | 4:10 | Michael Mersch | | 5/21/2010 | N-4 | Hamilton 1 | @ Texas 2 | OT | 5:52 | Jamie Benn | |
| 5/29/2015 | N-4 | Utica 2 | @ Grand Rapids 3 | OT | 5:05 | Andreas Athanasiou | | 5/20/2010 | M-5 | Hershey 3 | @ Manchester 2 | OT | 10:38 | Francois Bouchard | |
| 5/14/2015 | L-4 | Grand Rapids 2 | @ Rockford 1 | OT | :13 | Tyler Bertuzzi | | 5/19/2010 | N-3 | Hamilton 4 | @ Texas 5 | OT | 2:13 | Ethan Graham | |
| 5/13/2015 | J-5 | Hartford 5 | @ Hershey 4 | OT | 11:39 | Chris Mueller | | 5/17/2010 | M-3 | Hershey 2 | @ Manchester 3 | OT | 2:43 | Justin Azevedo | |
| 5/08/2015 | K-2 | Oklahoma City 1 | @ Utica 2 | OT | 3:32 | Alexandre Grenier | | 5/15/2010 | M-2 | Manchester 2 | @ Hershey 3 | OT | 10:28 | Chris Bourque | |
| 5/07/2015 | K-1 | Oklahoma City 2 | @ Utica 1 | 4OT | 60:16 | Curtis Hamilton | | 5/14/2010 | N-1 | Texas 2 | @ Hamilton 3 | OT | :14 | Brock Trotter | |
| 5/06/2015 | J-1 | Hartford 2 | @ Hershey 1 | OT | 16:47 | Chris Bourque | | 5/11/2010 | L-7 | Texas 6 | @ Chicago 5 | OT | 4:57 | Jamie Benn * | |
| 5/06/2015 | I-1 | W-B/Scranton 3 | @ Manchester 4 | 3OT | 44:13 | Zach O'Brien | | 5/07/2010 | I-6 | Worcester 1 | @ Manchester 2 | OT | 1:55 | Vlatcheshlav Voynov * | |
| 5/01/2015 | E-4 | Chicago 4 | @ Utica 3 | OT | 2:19 | Joel Edmundson | | 5/02/2010 | L-2 | Texas 3 | @ Chicago 4 | 2OT | 32:21 | Anthony Stewart | |
| 5/01/2015 | C-5 | Providence 2 | @ Hartford 3 | OT | 4:35 | Tommy Hughes * | | 4/30/2010 | L-1 | Texas 4 | @ Chicago 3 | OT | 2:22 | Garrett Stafford | |
| 4/29/2015 | H-3 | Texas 2 | @ Rockford 3 | OT | :23 | Stephen Johns * | | 4/29/2010 | J-4 | Hershey 5 | @ Albany 4 | OT | 2:23 | Mathieu Perreault * | |
| 4/29/2015 | G-3 | Oklahoma City 2 | @ San Antonio 1 | OT | 5:01 | Jujhar Khaira * | | 4/28/2010 | I-2 | Manchester 3 | @ Worcester 2 | OT | 4:29 | Bud Holloway | |
| 4/29/2015 | E-3 | Chicago 1 | @ Utica 2 | OT | | | | | | | | | | | |

Calder Cup Playoffs

| Date | Gm # | Visitor | # | Home | # | Per. | Time | GWG | | Date | Gm # | Visitor | # | Home | # | Per. | Time | GWG | |
|-----------|------|--------------|---|------|--------------|------|------|-------|--------------------|-----------|------|--------------|---|------|--------------|------|------|-------|----------------------|
| 5/22/2009 | N-5 | Manitoba | 3 | @ | Houston | 4 | 20T | 24:19 | Tony Hrkac | 4/28/2004 | C-4 | Philadelphia | 2 | @ | Norfolk | 1 | 30T | 53:02 | B.J. Abel |
| 5/20/2009 | N-4 | Manitoba | 4 | @ | Houston | 5 | OT | 2:01 | Matt Beaudoin | 4/26/2004 | G-4 | Milwaukee | 4 | @ | Cincinnati | 3 | OT | 12:21 | Jay Henderson |
| 5/06/2009 | J-3 | Hershey | 2 | @ | W-B/Scranton | 3 | OT | 4:48 | Mark Letestu | 4/25/2004 | D-7 | W-B/Scranton | 3 | @ | Bridgeport | 2 | OT | 11:44 | Konstantin Koltsov * |
| 4/28/2009 | I-1 | Worcester | 2 | @ | Providence | 3 | OT | 6:19 | Jeremy Reich | 4/25/2004 | E-2 | Cleveland | 4 | @ | Hamilton | 3 | OT | 5:03 | Shane Joseph |
| 4/22/2009 | H-5 | Peoria | 2 | @ | Houston | 3 | OT | 12:14 | Maxim Noreau | 4/23/2004 | A-3 | Hartford | 2 | @ | Portland | 1 | 20T | 28:28 | Jozef Balej |
| 4/22/2009 | F-4 | Hamilton | 4 | @ | Grand Rapids | 3 | OT | 2:42 | Ryan White | 4/23/2004 | C-2 | Norfolk | 2 | @ | Philadelphia | 1 | OT | 9:51 | Quintin Laing |
| 4/20/2009 | A-3 | Hartford | 2 | @ | Worcester | 3 | 20T | 21:07 | Ryan Vesce | 4/22/2004 | B-5 | Worcester | 3 | @ | Manchester | 2 | OT | 46:00 | Brendan Brooks |
| 4/19/2009 | D-3 | Bridgeport | 5 | @ | W-B/Scranton | 4 | OT | 9:48 | Sean Bentivoglio | 4/22/2004 | D-5 | W-B/Scranton | 2 | @ | Bridgeport | 1 | OT | 14:33 | Tomas Surovy |
| 4/18/2009 | D-2 | W-B/Scranton | 5 | @ | Bridgeport | 4 | OT | 4:54 | Chris Minard | 4/21/2004 | G-1 | Cincinnati | 5 | @ | Milwaukee | 4 | OT | 8:32 | Stanislav Chistov |
| 4/15/2009 | E-1 | Toronto | 3 | @ | Manitoba | 2 | OT | 5:28 | Bates Battaglia | 4/18/2004 | D-3 | Bridgeport | 2 | @ | W-B/Scranton | 3 | OT | 3:08 | Eric Meloche |
| 5/23/2008 | M-6 | Portland | 3 | @ | W-B/Scranton | 4 | OT | :20 | Connor James | 4/17/2004 | Q3-2 | Toronto | 1 | @ | Cleveland | 2 | 20T | 32:38 | Shawn Mather |
| 5/09/2008 | K-5 | Syracuse | 3 | @ | Toronto | 4 | OT | 18:35 | Bates Battaglia | 4/17/2004 | B-2 | Worcester | 3 | @ | Manchester | 2 | OT | 7:46 | Scott Pellerin |
| 5/07/2008 | K-4 | Toronto | 4 | @ | Syracuse | 5 | OT | 9:44 | Joakim Lindstrom | 4/17/2004 | D-2 | W-B/Scranton | 4 | @ | Bridgeport | 5 | OT | 1:27 | Brandon Smith |
| 5/04/2008 | I-4 | Providence | 2 | @ | Portland | 3 | OT | 6:30 | Simon Ferguson | 4/16/2004 | H-1 | Chicago | 4 | @ | Grand Rapids | 3 | OT | :58 | Derek MacKenzie |
| 5/03/2008 | J-2 | Philadelphia | 4 | @ | W-B/Scranton | 5 | OT | 2:07 | Chris Minard | 4/15/2004 | D-1 | W-B/Scranton | 4 | @ | Bridgeport | 5 | OT | 11:11 | Derek Bekar |
| 5/02/2008 | I-3 | Providence | 3 | @ | Portland | 4 | OT | 5:20 | Brendan Mikkelsen | 6/06/2003 | O-4 | Hamilton | 2 | @ | Houston | 3 | OT | 2:22 | Stephane Veilleux |
| 4/28/2008 | F-6 | Manitoba | 2 | @ | Syracuse | 3 | OT | 8:35 | Trevor Frischmon * | 5/30/2003 | O-2 | Houston | 1 | @ | Hamilton | 2 | 40T | 74:56 | Michael Ryder |
| 4/26/2008 | F-5 | Syracuse | 3 | @ | Manitoba | 2 | OT | 10:54 | Derek MacKenzie | 5/21/2003 | M-6 | Houston | 1 | @ | Grand Rapids | 2 | OT | 5:12 | Mark Mowers |
| 4/26/2008 | D-6 | Albany | 1 | @ | Philadelphia | 0 | OT | 10:38 | Kirk MacDonald | 5/19/2003 | M-5 | Grand Rapids | 5 | @ | Houston | 4 | 20T | 26:30 | Stacy Roest |
| 4/24/2008 | D-5 | Philadelphia | 3 | @ | Albany | 2 | 50T | 82:58 | Ryan Potulny | 5/12/2003 | M-1 | Houston | 3 | @ | Grand Rapids | 2 | OT | 5:29 | Tony Tuzolino |
| 4/23/2008 | C-4 | W-B/Scranton | 2 | @ | Hershey | 3 | OT | :20 | Alexandre Giroux | 5/02/2003 | K-3 | Hamilton | 2 | @ | Manitoba | 1 | 20T | 37:26 | Jani Rita |
| 4/22/2008 | F-3 | Syracuse | 2 | @ | Manitoba | 1 | OT | 11:00 | Tom Sestito | 4/28/2003 | I-1 | Chicago | 3 | @ | Grand Rapids | 4 | OT | 16:59 | Stacy Roest |
| 4/21/2008 | A-4 | Providence | 3 | @ | Manchester | 2 | OT | :46 | Martins Karsums * | 4/26/2003 | J-1 | Norfolk | 4 | @ | Houston | 5 | 20T | 29:10 | David Cullen |
| 4/20/2008 | G-3 | Chicago | 4 | @ | Milwaukee | 3 | OT | 14:08 | Darren Haydar | 4/26/2003 | L-1 | Bridgeport | 1 | @ | Binghamton | 2 | OT | 13:29 | Joe Murphy |
| 4/19/2008 | H-2 | Houston | 1 | @ | Rockford | 0 | 20T | 26:57 | Ryan Jones | 4/22/2003 | D-5 | Hershey | 2 | @ | Chicago | 3 | OT | 1:20 | Steve Maltais * |
| 4/19/2008 | A-3 | Providence | 3 | @ | Manchester | 2 | OT | 5:34 | Jeff Hoggan | 4/17/2003 | E-2 | Springfield | 6 | @ | Hamilton | 7 | OT | 8:26 | Marcel Hossa |
| 4/19/2008 | F-2 | Manitoba | 3 | @ | Syracuse | 2 | OT | 14:50 | Mike Brown | 4/16/2003 | F-1 | Manitoba | 2 | @ | Providence | 1 | 20T | 25:21 | Nathan Smith |
| 4/18/2008 | F-1 | Manitoba | 1 | @ | Syracuse | 2 | OT | :30 | Joakim Lindstrom | 4/10/2003 | C-1 | San Antonio | 3 | @ | Norfolk | 4 | OT | 17:07 | Peter White |
| 4/17/2008 | B-2 | Portland | 3 | @ | Hartford | 2 | 20T | 29:24 | Michal Birner | 4/10/2003 | Q1-1 | Rochester | 3 | @ | Milwaukee | 4 | OT | 9:43 | Martin Erat |
| 4/16/2008 | G-1 | Milwaukee | 4 | @ | Chicago | 3 | OT | 6:07 | Cal O'Reilly | 4/10/2003 | G-1 | Worcester | 2 | @ | Binghamton | 3 | OT | 1:10 | Josh Langfeld |
| 4/16/2008 | A-1 | Manchester | 2 | @ | Providence | 3 | OT | 9:01 | Paul Pelletier | 6/03/2002 | O-5 | Bridgeport | 3 | @ | Chicago | 4 | 20T | 22:05 | Yuri Butsayev * |
| 4/16/2008 | C-1 | W-B/Scranton | 2 | @ | Hershey | 1 | OT | 4:52 | Chris Minard | 5/24/2002 | O-1 | Chicago | 5 | @ | Bridgeport | 4 | OT | 13:58 | Andreas Karlsson |
| 5/20/2007 | N-2 | Hamilton | 3 | @ | Chicago | 2 | OT | 3:18 | Michael Lambert | 5/20/2002 | N-6 | Hamilton | 3 | @ | Houston | 2 | OT | 9:10 | Louie DeBrusk |
| 5/18/2007 | N-1 | Hamilton | 6 | @ | Chicago | 5 | 20T | 26:50 | Dan Jacevski | 5/11/2002 | M-2 | Chicago | 4 | @ | Bridgeport | 3 | 20T | 34:00 | Don Snyder |
| 5/14/2007 | K-6 | Hamilton | 3 | @ | Manitoba | 2 | OT | 5:31 | Eric Manlow * | 4/29/2002 | K-3 | Bridgeport | 3 | @ | St. John's | 2 | 20T | 38:36 | Juraj Kolnik |
| 5/11/2007 | J-5 | W-B/Scranton | 6 | @ | Hershey | 7 | OT | 4:58 | Alexandre Giroux * | 4/27/2002 | J-2 | Hershey | 2 | @ | Houston | 3 | 20T | 26:02 | Mark Beaufait |
| 5/09/2007 | J-4 | Hershey | 2 | @ | W-B/Scranton | 3 | OT | :35 | Kurtis McLean | 4/27/2002 | K-2 | St. John's | 1 | @ | Bridgeport | 2 | OT | 7:44 | Raffi Torres |
| 5/04/2007 | J-2 | W-B/Scranton | 3 | @ | Hershey | 4 | 20T | 25:57 | Alexandre Giroux | 4/26/2002 | L-2 | Hamilton | 2 | @ | Hartford | 3 | 20T | 33:19 | Marty Wilford |
| 4/28/2007 | A-6 | Manchester | 3 | @ | Worcester | 2 | 20T | 29:37 | Brian Boyle * | 4/25/2002 | L-1 | Hamilton | 3 | @ | Hartford | 2 | OT | 8:28 | Alex Henry |
| 4/27/2007 | G-5 | Iowa | 2 | @ | Omaha | 3 | OT | 9:45 | Tomi Maki | 4/20/2002 | H-5 | Manchester | 2 | @ | Hartford | 3 | 20T | 29:39 | Marty Wilford * |
| 4/27/2007 | E-5 | Manitoba | 3 | @ | Grand Rapids | 4 | OT | 4:20 | Tony Voce | 4/19/2002 | C-4 | Norfolk | 1 | @ | Hershey | 2 | 20T | 21:14 | Kelly Fairchild * |
| 4/25/2007 | H-4 | Chicago | 3 | @ | Milwaukee | 2 | OT | 11:55 | Brian Fahey * | 4/17/2002 | G-3 | Quebec | 5 | @ | Hamilton | 6 | OT | 13:27 | Peter Sarno * |
| 4/23/2007 | E-3 | Manitoba | 1 | @ | Grand Rapids | 2 | OT | 12:39 | Matt Ellis | 4/13/2002 | D-2 | Utah | 3 | @ | Houston | 2 | OT | 12:26 | Niko Kapanen |
| 4/23/2007 | D-3 | W-B/Scranton | 3 | @ | Norfolk | 2 | OT | 7:03 | Jonathan Filewich | 4/13/2002 | G-1 | Hamilton | 4 | @ | Quebec | 3 | OT | 5:50 | Alain Nasreddine |
| 4/22/2007 | F-3 | Rochester | 4 | @ | Hamilton | 5 | 20T | 20:17 | Mikhail Grabovski | 4/11/2002 | Q4-3 | Manitoba | 3 | @ | Worcester | 2 | 20T | 25:42 | Jimmy Roy * |
| 4/21/2007 | G-2 | Iowa | 3 | @ | Omaha | 2 | OT | 3:35 | Marius Holtet | 4/10/2002 | Q1-2 | Cincinnati | 2 | @ | Chicago | 3 | 20T | 24:10 | Zdenek Blatny |
| 4/20/2007 | A-2 | Worcester | 3 | @ | Manchester | 4 | 20T | 39:12 | John Zeiler | 5/09/2001 | O-3 | W-B/Scranton | 5 | @ | Hershey | 4 | OT | 5:02 | Micheal Rozsival |
| 4/19/2007 | C-2 | Albany | 3 | @ | Hershey | 2 | OT | :10 | Shane Willis | 5/07/2001 | O-2 | Hershey | 1 | @ | W-B/Scranton | 2 | 20T | 35:43 | Alexandre Mathieu |
| 5/30/2006 | M-7 | Portland | 4 | @ | Hershey | 5 | OT | 9:07 | Eric Fehr * | 5/05/2001 | O-1 | Hershey | 1 | @ | W-B/Scranton | 2 | OT | 4:04 | Billy Tibbetts |
| 5/20/2006 | M-3 | Portland | 6 | @ | Hershey | 5 | 20T | 27:31 | Shane O'Brien | 5/01/2001 | L-6 | W-B/Scranton | 3 | @ | Philadelphia | 2 | OT | 12:49 | Milan Kraft * |
| 5/18/2006 | M-2 | Hershey | 2 | @ | Portland | 1 | OT | 1:52 | Gramm Mink | 5/01/2001 | K-7 | Providence | 3 | @ | Worcester | 2 | OT | 12:09 | Jeremy Brown * |
| 5/14/2006 | I-6 | Hartford | 4 | @ | Portland | 5 | OT | 3:06 | Pierre Parham | 4/28/2001 | L-5 | Philadelphia | 3 | @ | W-B/Scranton | 2 | OT | 8:58 | Michel Picard |
| 5/09/2006 | K-3 | Grand Rapids | 5 | @ | Manitoba | 4 | OT | 6:38 | Eric Manlow | 4/27/2001 | J-4 | Saint John | 5 | @ | Quebec | 4 | OT | 7:05 | Derrick Walser |
| 5/06/2006 | I-3 | Hartford | 3 | @ | Portland | 4 | OT | 2:54 | Bruno St. Jacques | 4/25/2001 | M-3 | Norfolk | 1 | @ | Hershey | 2 | OT | 2:12 | Rick Berry |
| 5/04/2006 | I-2 | Portland | 2 | @ | Hartford | 3 | OT | 3:22 | Chad Wiseman | 4/17/2001 | C-4 | Worcester | 3 | @ | Lowell | 2 | OT | 18:41 | Eric Boguniecki * |
| 4/30/2006 | F-6 | Manitoba | 3 | @ | Syracuse | 2 | OT | 9:50 | Prestin Ryan * | 4/15/2001 | A-3 | Saint John | 3 | @ | Portland | 2 | 30T | 42:06 | Chris Clark * |
| 4/28/2006 | E-5 | Grand Rapids | 2 | @ | Toronto | 1 | 20T | 20:11 | Matt Ellis | 4/15/2001 | B-3 | Quebec | 2 | @ | St. John's | 3 | OT | 12:23 | Jason Sessa |
| 4/28/2006 | C-6 | W-B/Scranton | 3 | @ | Bridgeport | 2 | OT | 13:39 | Ryan Stone | 4/15/2001 | H-4 | Cincinnati | 3 | @ | Norfolk | 4 | OT | 7:31 | Casey Hankinson * |
| 4/28/2006 | F-5 | Syracuse | 2 | @ | Manitoba | 3 | OT | 5:24 | Lee Goren | 4/14/2001 | F-3 | W-B/Scranton | 5 | @ | Syracuse | 4 | OT | 17:03 | Alexandre Mathieu |
| 4/27/2006 | A-5 | Providence | 5 | @ | Portland | 4 | OT | 8:58 | Eric Healey | 4/14/2001 | D-3 | Hartford | 4 | @ | Providence | 5 | OT | 16:48 | Andre Savage |
| 4/26/2006 | C-5 | Bridgeport | 3 | @ | W-B/Scranton | 2 | OT | 2:11 | Masi Marjamaki | 4/13/2001 | E-2 | Rochester | 1 | @ | Philadelphia | 2 | OT | 6:43 | Tomas Divisek |
| 4/25/2006 | A-4 | Portland | 4 | @ | Providence | 5 | OT | 3:51 | Nathan Robinson | 4/12/2001 | G-2 | Hershey | 3 | @ | Kentucky | 2 | OT | 17:39 | Steffon Walby |
| 4/23/2006 | C-3 | W-B/Scranton | 3 | @ | Bridgeport | 2 | OT | 1:12 | Matt Hussey | 4/11/2001 | H-1 | Norfolk | 5 | @ | Cincinnati | 4 | OT | 17:13 | Valeri Zelepukin |
| 4/22/2006 | D-3 | Hershey | 5 | @ | Norfolk | 4 | 20T | 21:52 | Brooks Laich | 4/11/2001 | C-1 | Lowell | 3 | @ | Worcester | 4 | OT | 10:17 | Jamie Thompson |
| 4/22/2006 | H-2 | Peoria | 2 | @ | Houston | 3 | OT | 11:52 | Matt Foy | 4/11/2001 | F-1 | Syracuse | 2 | @ | W-B/Scranton | 1 | OT | 6:52 | Chris Nielsen |
| 4/22/2006 | F-2 | Manitoba | 1 | @ | Syracuse | 2 | OT | 4:06 | Alexandre Picard | 4/11/2001 | E-1 | Philadelphia | 3 | @ | Rochester | 4 | OT | 4:13 | Sasha Lakovic |
| 4/21/2006 | E-1 | Toronto | 5 | @ | Grand Rapids | 6 | 30T | 42:21 | Jiri Hudler | 4/10/2001 | G-1 | Hershey | 3 | @ | Kentucky | 2 | OT | 1:42 | Rick Berry |
| 4/21/2006 | B-3 | Hartford | 5 | @ | Manchester | 6 | 20T | 21:46 | | | | | | | | | | | |

Calder Cup Playoffs

| Date | Gm # | Visitor # | Home # | # Per. Time | GWG | Date | Gm # | Visitor # | Home # | # Per. Time | GWG |
|-----------|------|----------------|----------------------|-------------|--------------------|-----------|------|------------------|-------------------|-------------|--------------------|
| 5/06/1998 | L-3 | Albany 6 | @ Hamilton 6 | 5 OT 4:20 | Bryan Muir | 5/18/1990 | G-6 | Rochester 3 | @ Springfield 4 | OT :23 | Jeff Rohlicek * |
| 5/01/1998 | L-1 | Hamilton 5 | @ Albany 5 | 6 OT 4:22 | Jeff Williams | 5/13/1990 | G-5 | Springfield 2 | @ Rochester 1 | OT 10:12 | Dave Pasin |
| 4/30/1998 | J-2 | Portland 4 | @ Saint John 4 | 5 OT 3:41 | Todd Hlushko | 5/01/1990 | E-6 | Sherbrooke 4 | @ Springfield 5 | OT 7:21 | Derek Laxdal * |
| 4/21/1998 | E-3 | Albany 3 | @ Adirondack 3 | 2 OT 1:27 | Jeff Williams * | 4/25/1990 | F-5 | Baltimore 4 | @ Rochester 5 | OT 7:06 | Rob Lay |
| 4/19/1998 | C-2 | Springfield 2 | @ Worcester 3 | OT :20 | Bob Lachance | 4/14/1990 | B-5 | Springfield 7 | @ Cape Breton 8 | OT 8:44 | Chris Joseph |
| 4/18/1998 | A-2 | St. John's 1 | @ Saint John 2 | OT 15:09 | Eric Landry | 4/12/1990 | A-5 | Halifax 3 | @ Sherbrooke 4 | OT :44 | Stephane Richer |
| 6/07/1997 | P-2 | Hamilton 5 | @ Hershey 6 | OT :56 | Mike McHugh | 4/12/1990 | B-4 | Cape Breton 4 | @ Springfield 5 | OT :41 | Paul Gagne |
| 5/21/1997 | O-3 | Hershey 4 | @ Springfield 3 | OT 2:53 | Mike McHugh | 4/10/1990 | D-4 | Adirondack 5 | @ Baltimore 4 | OT 7:00 | Dale Krentz |
| 5/17/1997 | N-1 | Hamilton 2 | @ Albany 1 | OT 9:31 | Joe Hulbig | 4/07/1990 | B-2 | Springfield 3 | @ Cape Breton 2 | OT 4:35 | Greg Parks |
| 5/11/1997 | M-6 | Philadelphia 2 | @ Hershey 3 | 3OT 40:42 | Blair Atcheynum | 5/04/1989 | G-1 | New Haven 6 | @ Adirondack 7 | 2OT 23:05 | Randy McKay |
| 5/11/1997 | J-6 | St. John's 3 | @ Hamilton 4 | OT 2:02 | Georges Laraque | 4/30/1989 | F-7 | Hershey 1 | @ Adirondack 2 | OT 10:31 | Adam Graves * |
| 5/07/1997 | K-4 | Rochester 2 | @ Albany 3 | OT 14:01 | Rob Pattison | 4/18/1989 | F-5 | Hershey 2 | @ Adirondack 3 | OT 14:45 | Brent Fedyk |
| 5/07/1997 | M-4 | Philadelphia 3 | @ Hershey 2 | OT 6:40 | Colin Forbes | 4/16/1989 | A-6 | Sherbrooke 4 | @ New Haven 5 | OT 10:11 | Gordie Walker * |
| 5/06/1997 | L-3 | Springfield 4 | @ Providence 3 | OT 13:50 | Chris Longo | 4/12/1989 | A-4 | Sherbrooke 5 | @ New Haven 6 | OT :21 | Todd Elik |
| 4/30/1997 | K-1 | Albany 3 | @ Rochester 2 | OT 16:08 | Sheldon Souray | 4/28/1988 | F-4 | Hershey 6 | @ Adirondack 5 | 2OT 20:52 | Don Biggs * |
| 4/27/1997 | F-5 | Portland 0 | @ Springfield 1 | OT 10:20 | Kevin Brown * | 4/27/1988 | E-2 | Fredericton 3 | @ Maine 2 | OT 6:06 | John LeBlanc |
| 4/25/1997 | B-4 | Saint John 5 | @ Hamilton 4 | OT 2:14 | Hnat Domenichelli | 4/24/1988 | E-1 | Fredericton 6 | @ Maine 5 | OT 6:43 | Ken Quinney |
| 4/24/1997 | E-4 | Worcester 4 | @ Providence 5 | 2OT 22:07 | Barry Richter | 4/19/1988 | D-6 | Rochester 4 | @ Adirondack 5 | OT 5:32 | Murray Eaves |
| 4/23/1997 | F-3 | Portland 2 | @ Springfield 3 | OT 14:05 | Reggie Savage | 4/15/1988 | D-4 | Rochester 4 | @ Adirondack 5 | OT 11:49 | Glenn Merkosky |
| 4/18/1997 | H-1 | Kentucky 3 | @ Hershey 4 | 2OT 20:51 | Blair Atcheynum | 4/18/1988 | A-2 | Nova Scotia 5 | @ Maine 6 | OT 2:23 | Greg Johnston |
| 6/09/1996 | P-5 | Rochester 5 | @ Portland 4 | OT 4:17 | Scott Nichol | 4/11/1988 | B-3 | Fredericton 1 | @ Sherbrooke 2 | OT 1:39 | Mike Keane |
| 5/25/1996 | N-5 | Saint John 3 | @ Portland 2 | OT 12:45 | Dale McTavish | 4/09/1988 | C-3 | Binghamton 3 | @ Hershey 4 | OT 18:00 | Mark Lofthouse |
| 5/25/1996 | O-5 | Syracuse 5 | @ Rochester 6 | OT 10:11 | Nane Jackson * | 4/08/1988 | B-1 | Sherbrooke 3 | @ Fredericton 4 | OT 7:30 | Jean-Marc Richard |
| 5/16/1996 | N-1 | Portland 2 | @ Saint John 3 | 2OT 20:13 | Todd Simpson | 4/07/1988 | A-1 | Nova Scotia 4 | @ Maine 5 | OT 3:39 | Dave Pasin |
| 5/10/1996 | K-4 | Saint John 4 | @ Fredericton 3 | OT :56 | Jarrold Skalde | 4/06/1988 | C-1 | Binghamton 2 | @ Hershey 3 | OT 8:09 | Kevin Maxwell |
| 5/08/1996 | K-3 | Saint John 5 | @ Fredericton 4 | OT 4:19 | Dale McTavish | 4/29/1987 | F-5 | Binghamton 3 | @ Rochester 2 | OT 6:54 | Bill Gardner |
| 5/07/1996 | M-4 | Rochester 3 | @ Cornwall 2 | OT 1:15 | Brian Holzinger * | 4/27/1987 | E-2 | Adirondack 4 | @ Sherbrooke 5 | 2OT 21:38 | Jose Charbonneau |
| 5/01/1996 | L-1 | Syracuse 3 | @ Baltimore 4 | OT 1:22 | Dwayne Norris | 4/18/1987 | D-5 | New Haven 4 | @ Binghamton 3 | OT 10:24 | Terry Carner |
| 4/28/1996 | F-5 | Baltimore 4 | @ Hershey 3 | OT 4:14 | Mike Maneluk * | 4/17/1987 | A-5 | Nova Scotia 4 | @ Sherbrooke 5 | OT 6:50 | Serge Boisvert * |
| 4/27/1996 | D-4 | Saint John 4 | @ St. John's 3 | OT 14:06 | Todd Hlushko * | 4/17/1987 | B-4 | Adirondack 1 | @ Moncton 2 | OT 3:55 | John Carter |
| 4/27/1996 | C-4 | P.E.I. 6 | @ Fredericton 5 | OT 10:18 | Michel Picard * | 4/13/1987 | A-3 | Sherbrooke 3 | @ Nova Scotia 2 | OT 14:12 | Mike Keane |
| 4/27/1996 | A-4 | Springfield 4 | @ Providence 3 | OT 2:41 | Jason Simon * | 4/11/1987 | C-2 | Hershey 4 | @ Rochester 5 | OT :24 | Jim Hofford (B) |
| 4/26/1996 | A-3 | Springfield 5 | @ Providence 4 | OT 11:53 | Kevin Smyth | 5/17/1986 | G-4 | Hershey 3 | @ Adirondack 4 | 3OT# 40:50 | Eddie Johnstone |
| 4/26/1996 | C-3 | P.E.I. 5 | @ Fredericton 6 | OT 10:54 | Brad Brown | 5/10/1986 | G-1 | Adirondack 4 | @ Hershey 5 | 2OT# 16:57 | Brian Dobbin |
| 4/26/1996 | B-3 | Worcester 5 | @ Portland 6 | OT 7:15 | Martin Gendron | 5/04/1986 | E-5 | Moncton 2 | @ Adirondack 3 | 2OT# 15:21 | Dale Krentz * |
| 4/26/1996 | E-3 | Binghamton 3 | @ Syracuse 4 | OT 7:07 | Lorin Bohonos | 5/02/1986 | E-4 | Adirondack 5 | @ Moncton 6 | 2OT# 13:30 | Brian Bradley |
| 4/26/1996 | G-4 | Albany 1 | @ Cornwall 2 | OT 1:53 | Vesa Viitakoski * | 4/20/1986 | A-6 | Adirondack 5 | @ Fredericton 4 | 2OT# 6:28 | Pierre Aubry * |
| 4/23/1996 | D-2 | St. John's 1 | @ Saint John 2 | OT 18:02 | Ed Ward | 4/18/1986 | B-4 | Maine 3 | @ Moncton 4 | 3OT# 31:06 | Yves Courteau |
| 4/20/1996 | F-2 | Hershey 2 | @ Baltimore 3 | OT 5:46 | Denny Lambert | 4/09/1986 | C-1 | New Haven 4 | @ Hershey 3 | 2OT# 22:34 | Chris Kontos |
| 5/14/1995 | K-1 | Cornwall 1 | @ Fredericton 2 | OT 3:32 | Yves Sarault | 5/08/1985 | E-5 | Sherbrooke 6 | @ Maine 5 | 2OT# 17:28 | John Newberry * |
| 5/05/1995 | G-5 | Fredericton 4 | @ P.E.I. 5 | OT 10:03 | Dart Simon | 4/28/1985 | F-2 | Binghamton 1 | @ Baltimore 2 | OT# 1:38 | Andy Brickley |
| 4/29/1995 | H-2 | Providence 4 | @ Albany 5 | OT 5:29 | Matt Ruchty | 4/22/1985 | B-6 | Fredericton 3 | @ Sherbrooke 4 | OT# 3:41 | Ted Fauss * |
| 4/29/1995 | J-1 | Cornwall 5 | @ Binghamton 4 | OT 4:28 | Paxton Schulte | 4/17/1985 | D-4 | Baltimore 6 | @ Rochester 5 | 2OT# 14:51 | Dan McCarthy |
| 4/21/1995 | E-5 | Rochester 3 | @ Binghamton 4 | OT 6:57 | Eric Cairns * | 4/17/1985 | A-3 | Maine 6 | @ Nova Scotia 5 | OT# 3:57 | Don Dietrich |
| 4/18/1995 | F-3 | Cornwall 3 | @ Hershey 2 | OT 4:27 | Blair Scott | 4/11/1985 | A-1 | Nova Scotia 4 | @ Maine 3 | 4OT# 45:17 | Pat Conacher |
| 5/25/1994 | L-4 | Portland 2 | @ Moncton 1 | 2OT 21:41 | Kent Hulst * | 4/11/1985 | D-1 | Rochester 3 | @ Baltimore 2 | OT# 1:56 | Normand Lacombe |
| 5/10/1994 | H-6 | Portland 4 | @ Adirondack 3 | OT 4:52 | Jeff Sirkka * | 5/12/1984 | G-4 | Rochester 2 | @ Maine 3 | 3OT# 27:43 | Bud Stefanski |
| 5/06/1994 | G-4 | St. John's 3 | @ Moncton 4 | 2OT 26:41 | Ross Wilson | 5/09/1984 | G-2 | Maine 6 | @ Rochester 5 | 2OT# 14:55 | Bud Stefanski |
| 5/06/1994 | J-5 | Hershey 2 | @ Cornwall 3 | OT 4:26 | Paul Willett | 5/02/1984 | F-6 | Baltimore 2 | @ Rochester 3 | 2OT# 19:12 | Daniel Naud * |
| 5/04/1994 | J-4 | Hershey 3 | @ Cornwall 4 | OT 1:03 | Chris Lindberg | 4/27/1984 | F-4 | Baltimore 4 | @ Rochester 5 | OT# 2:12 | Bob Mongrain |
| 5/02/1994 | G-2 | Moncton 2 | @ St. John's 1 | OT 11:42 | Ken Gernander | 4/06/1984 | C-3 | Baltimore 8 | @ Springfield 7 | 2OT# 5:26 | Steve Carlson |
| 4/20/1994 | E-4 | Hershey 4 | @ Rochester 3 | OT :49 | Mike McHugh * | 4/05/1984 | D-1 | St. Catharines 4 | @ Rochester 3 | OT# 3:53 | Fred Perlini |
| 4/18/1994 | F-3 | Hamilton 1 | @ Cornwall 2 | OT 7:10 | Chris Lindberg | 5/01/1983 | E-3 | Fredericton 2 | @ Maine 3 | OT# 3:38 | Tom Gorence |
| 4/15/1994 | E-2 | Rochester 4 | @ Hershey 5 | OT :18 | Viktor Metlyuk | 4/26/1983 | F-4 | Rochester 2 | @ New Haven 1 | 2OT# 22:09 | Jim Wiemer |
| 5/21/1993 | L-1 | Cape Breton 4 | @ Rochester 5 | OT 10:13 | Dektor Gordioui | 4/25/1983 | F-3 | Rochester 5 | @ New Haven 4 | 2OT# 6:03 | Jim Wiemer |
| 5/14/1993 | K-1 | Cape Breton 4 | @ Springfield 3 | OT 16:35 | Paul McDougall | 4/22/1983 | F-2 | New Haven 3 | @ Rochester 2 | 3OT# 27:49 | Scott Gruhl |
| 5/11/1993 | H-7 | Springfield 6 | @ Adirondack 5 | OT 16:56 | Bill Croy * | 4/19/1983 | A-6 | Adirondack 5 | @ Fredericton 6 | 3OT# 27:16 | Tim Tooky * |
| 5/05/1993 | H-4 | Adirondack 3 | @ Springfield 4 | OT 11:47 | Leonid Toropchenko | 4/16/1983 | A-5 | Fredericton 4 | @ Adirondack 5 | 2OT# 5:37 | Jody Gage |
| 5/05/1993 | J-2 | Rochester 3 | @ Binghamton 4 | OT 6:36 | Don Biggs | 4/13/1983 | D-4 | Hershey 2 | @ New Haven 3 | 3OT# 27:31 | Guy Charron |
| 5/01/1993 | H-3 | Adirondack 4 | @ Springfield 3 | OT 6:33 | Jeff Rohlicek | 4/13/1983 | C-4 | Rochester 4 | @ Binghamton 3 | OT# 4:14 | Sean McKenna |
| 4/26/1993 | E-5 | Binghamton 4 | @ Baltimore 3 | OT 11:15 | Jean-Yves Roy | 4/28/1982 | E-5 | Nova Scotia 1 | @ New Brunswick 2 | OT 2:55 | Louis Begin * |
| 4/23/1993 | A-4 | St. John's 4 | @ Moncton 5 | OT 7:11 | Andy Brickley | 4/19/1982 | E-1 | Nova Scotia 2 | @ New Brunswick 3 | OT 9:52 | Bill Riley |
| 4/22/1993 | F-4 | Rochester 4 | @ Utica 3 | OT 6:44 | Jason Young | 4/10/1982 | D-3 | Rochester 2 | @ New Haven 3 | 4OT 74:08 | Warren Holmes |
| 4/21/1993 | B-5 | Fredericton 5 | @ Cape Breton 6 | OT 4:26 | Shaun Van Allen * | 4/09/1982 | B-2 | Nova Scotia 3 | @ Maine 4 | OT 1:43 | Gordie Clark |
| 4/17/1993 | A-2 | Moncton 2 | @ St. John's 3 | OT :50 | Dave Tomlinson | 4/08/1982 | D-2 | New Haven 7 | @ Rochester 8 | 2OT 39:41 | Larry Floyd |
| 4/16/1993 | F-1 | Utica 3 | @ Rochester 2 | OT 13:29 | Jim Dowd | 5/08/1981 | E-7 | New Brunswick 3 | @ Maine 4 | OT 19:55 | Bruce Crowder * |
| 4/16/1993 | C-3 | Providence 3 | @ Springfield 2 | OT 4:50 | Sergei Zholtok | 5/03/1981 | E-5 | New Brunswick 4 | @ Maine 5 | OT 4:58 | Gary Morrison |
| 4/14/1993 | B-1 | Cape Breton 3 | @ Fredericton 3 | OT 23:11 | Oleg Petrov | 4/29/1981 | E-3 | Maine 3 | @ New Brunswick 2 | 2OT 23:51 | Bruce Crowder |
| 4/21/1992 | A-7 | Moncton 3 | @ Fredericton 2 | OT 3:03 | Dave MacIntyre * | 4/27/1981 | E-2 | New Brunswick 5 | @ Maine 4 | OT 16:54 | Doug Crossman |
| 4/19/1992 | A-6 | Fredericton 3 | @ Moncton 4 | OT :58 | Scott Levins | 4/18/1981 | D-6 | Adirondack 6 | @ Binghamton 5 | OT 10:28 | Greg Joly * |
| 4/17/1992 | D-4 | Adirondack 4 | @ New Haven 3 | OT 15:03 | Mike Sillinger | 4/14/1981 | C-4 | Hershey 3 | @ New Haven 2 | OT 19:56 | Harvie Pocza * |
| 4/16/1992 | B-5 | Cape Breton 2 | @ St. John's 3 | OT :49 | Rob Cimetta * | 5/14/1980 | G-4 | New Brunswick 2 | @ Hershey 3 | 2OT 27:44 | Doug Gibson |
| 4/15/1992 | A-4 | Fredericton 2 | @ Moncton 1 | OT 13:10 | Jesse Belanger | 5/10/1980 | G-2 | Hershey 5 | @ New Brunswick 4 | 2OT 30:01 | Steve Clippingdale |
| 4/15/1992 | F-4 | Rochester 4 | @ Hershey 5 | OT 1:57 | Bill H. Armstrong | 5/06/1980 | E-6 | New Brunswick 3 | @ Maine 2 | OT 6:01 | Darryl Sutter * |
| 4/14/1992 | B-4 | St. John's 5 | @ Cape Breton 4 | OT :57 | Todd Gillingham | 4/23/1980 | E-1 | Maine 2 | @ New Brunswick 3 | OT 15:24 | Hilliard Graves |
| 4/12/1992 | E-2 | Binghamton 6 | @ Utica 5 | OT 7:57 | Mike Stevens | 4/17/1980 | B-4 | Nova Scotia 5 | @ Maine 6 | 2OT 20:39 | Wayne Schaab |
| 4/11/1992 | C-3 | Springfield 5 | @ Capital District 4 | 2OT 22:00 | John Stevens | 4/10/1980 | B-1 | Maine 3 | @ Nova Scotia 2 | OT 2:31 | Barry Dean |
| 4/09/1992 | B-1 | Cape Breton 5 | @ St. John's 4 | OT 13:25 | Shjon Podein | 5/05/1979 | E-1 | New Haven 3 | @ Maine 4 | OT 3:45 | Yves Preston |
| 4/08/1992 | F-1 | Hershey 3 | @ Rochester 4 | OT :19 | Jody Gage | 4/12/1979 | A-2 | New Brunswick 4 | @ Nova Scotia 5 | OT 9:31 | Keith Acton |
| 4/07/1992 | A-1 | Moncton 3 | @ Fredericton 4 | 2OT 21:06 | Patrick Lebeau | 4/02/1977 | B-1 | Rochester 1 | @ New Haven 2 | OT 4:39 | Jerry Byers |
| 5/20/1991 | J-4 | Rochester 1 | @ Springfield 2 | OT 16:13 | Yvon Corriveau | 4/28/1976 | E-5 | Hershey 4 | @ Nova Scotia 5 | OT 2:20 | Paul Woods * |
| 4/28/1991 | H-3 | Binghamton 3 | @ Rochester 4 | OT 3:32 | Don Biggs | 4/04/1976 | B-2 | Richmond 2 | @ New Haven 1 | OT 5:59 | Alex Forsyth |
| 4/16/1991 | C-5 | Fredericton 1 | @ Springfield 2 | OT 12:55 | Terry Yake | 4/20/1975 | E-2 | Rochester 4 | @ Springfield 5 | OT 2:51 | Peter Harasym |
| 4/12/1991 | C-3 | Springfield 4 | @ Fredericton 5 | OT 10:12 | Jesse Belanger | 4/19/1975 | F-1 | New Haven 3 | @ Hershey 4 | OT 2:23 | Harvey Bennett |
| 4/08/1991 | D-3 | Cape Breton 4 | @ Moncton 5 | OT 9:24 | Bryan Erickson | 4/12/1975 | D-6 | Richmond 2 | @ Hershey 1 | OT 8:46 | John Paddock |
| 4/06/1991 | C-1 | Fredericton 4 | @ Springfield 3 | OT 1:17 | Gilbert Dionne | 4/12/1975 | A-6 | Providence 2 | @ Springfield 3 | OT 1:41 | Jim Nichols * |
| 4/05/1991 | D-1 | Moncton 5 | @ Cape Breton 4 | OT 5:32 | Bryan Erickson | 4/11/1975 | A-5 | Springfield 3 | @ Providence 4 | OT 12:28 | Doug Horbul |
| 4/05/1991 | E-1 | Hershey 4 | @ Rochester 3 | OT 2:00 | Claude Bovin | 4/11/1975 | D-5 | Hershey 4 | @ Richmond 5 | OT 1:05 | Jean Payette |
| 4/03/1991 | B | Adirondack -- | @ Hershey 1 | SOT 7:54 | Len Barrie | 4/09/1975 | B-3 | Rochester 2 | @ Nova Scotia 1 | | |

Calder Cup Playoffs

| Date | Gm # | Visitor # | Home # | # | Per. | Time | GWG | Date | Gm # | Visitor # | Home # | # | Per. | Time | GWG |
|-----------|------|---------------|---------------|---|------------------|-------|----------------------|-----------|------|----------------|----------------|---|------------------|-------|--------------------------|
| 5/03/1974 | G-3 | Hershey 4 | @ Providence | 3 | OT | 1:40 | Jim Wiley | 4/01/1956 | B-3 | Pittsburgh 4 | @ Cleveland | 5 | 20T ^A | 18:10 | John McLellan |
| 4/27/1974 | G-1 | Providence 3 | @ Hershey | 4 | OT | 1:43 | Jim Pearson | 3/31/1956 | B-2 | Cleveland 6 | @ Pittsburgh | 4 | OT ^A | 10:00 | Joe Lund (5:41) |
| 4/23/1974 | E-4 | Providence 4 | @ New Haven | 3 | OT | 16:07 | Rick Middleton * | 4/09/1955 | C-5 | Buffalo 5 | @ Pittsburgh | 4 | 20T ^A | 21:17 | Ken Wharram |
| 4/19/1974 | E-1 | New Haven 2 | @ Providence | 3 | OT | 15:39 | Andre Peloffy | 3/26/1955 | A-3 | Pittsburgh 3 | @ Springfield | 4 | 20T ^A | 17:47 | Gerry Foley |
| 4/19/1974 | F-3 | Hershey 4 | @ Baltimore | 3 | OT | 1:31 | Jim Pearson | 3/22/1955 | B-1 | Buffalo 3 | @ Cleveland | 2 | 20T ^A | 17:30 | Ken Wharram |
| 4/12/1974 | B-4 | Providence 6 | @ Nova Scotia | 7 | OT | 8:02 | Peter Sullivan | 3/31/1954 | B-5 | Pittsburgh 2 | @ Hershey | 3 | 20T ^A | 20:08 | Murray Costello * |
| 4/12/1974 | C-5 | Richmond 6 | @ Baltimore | 7 | OT | 1:28 | Barry Salovaara * | 3/23/1954 | B-1 | Pittsburgh 4 | @ Hershey | 3 | OT ^A | 10:00 | Willie Marshall (7:38) |
| 4/10/1974 | C-4 | Baltimore 6 | @ Richmond | 5 | OT | 9:36 | Garry Swain | 4/16/1953 | C-7 | Pittsburgh 0 | @ Cleveland | 1 | OT ^A | 10:00 | Bob Chrystal (6:23) * |
| 4/03/1974 | D-1 | Hershey 6 | @ Cincinnati | 5 | OT | 4:09 | Duane Rupp | 4/14/1953 | C-6 | Cleveland 2 | @ Pittsburgh | 3 | 40T ^A | 61:46 | Danny Lewicki |
| 4/03/1974 | A-1 | New Haven 3 | @ Rochester | 4 | OT | 3:23 | Barry Merrell | 4/07/1953 | C-2 | Pittsburgh 2 | @ Cleveland | 3 | 20T ^A | 12:40 | Ike Hildebrand |
| 4/10/1973 | C-4 | Cincinnati 5 | @ Richmond | 4 | OT | :28 | Doug Rombough * | 3/30/1953 | B-3 | Pittsburgh 7 | @ Hershey | 5 | OT ^A | 10:00 | John McLellan (3:45) |
| 4/10/1973 | A-4 | Nova Scotia 4 | @ Providence | 3 | OT | 10:22 | Yvon Lambert | 4/20/1952 | E-6 | Pittsburgh 3 | @ Providence | 2 | 20T ^A | 16:08 | Ray Hannigan * |
| 4/10/1973 | D-3 | Virginia 4 | @ Hershey | 5 | OT | 1:25 | Jeanot Gilbert | 4/15/1952 | E-4 | Pittsburgh 3 | @ Providence | 2 | 20T ^A | 28:40 | Rudy Migay |
| 4/03/1973 | B-1 | Rochester 2 | @ Boston | 3 | OT | 11:14 | Dave Forbes | 3/27/1952 | A-5 | Hershey 3 | @ Pittsburgh | 4 | 20T ^A | 11:54 | Bob Solinger * |
| 5/05/1972 | G-2 | Nova Scotia 1 | @ Baltimore | 2 | OT | 12:42 | Pete Laframboise | 3/22/1952 | C-3 | Cincinnati 6 | @ Buffalo | 4 | OT ^A | 10:00 | Gus Schwartz (7:21) * |
| 4/21/1972 | F-3 | Baltimore 2 | @ Cincinnati | 3 | OT | 2:14 | John Gould | 3/18/1952 | A-1 | Hershey 1 | @ Pittsburgh | 2 | 30T ^A | 36:16 | Bob Hassard |
| 4/11/1972 | A-4 | Boston 5 | @ Providence | 4 | OT | 18:38 | Terry O'Reilly | 3/18/1952 | C-1 | Buffalo 1 | @ Cincinnati | 2 | 20T ^A | 23:47 | Chick Webster |
| 4/05/1972 | D-1 | Cincinnati 5 | @ Hershey | 4 | OT | 14:23 | Paul Andrea | 4/07/1951 | E-1 | Pittsburgh 3 | @ Cleveland | 2 | OT ^A | 10:00 | Bob Solinger (5:31) |
| 4/07/1971 | C-1 | Hershey 3 | @ Cleveland | 2 | OT | 5:58 | Michel Harvey | 3/31/1951 | D-1 | Pittsburgh 3 | @ Hershey | 2 | 30T ^A | 44:30 | Bob Solinger |
| 4/06/1971 | Q | Quebec 3 | @ Springfield | 4 | OT | :26 | Butch Goring * | 3/24/1951 | A-3 | Buffalo 4 | @ Cleveland | 5 | 20T ^A | 19:46 | Wally Hergesheimer |
| 4/26/1970 | D-2 | Springfield 1 | @ Buffalo | 2 | OT | :08 | Dennis Kassian | 3/22/1951 | B-2 | Indianapolis 3 | @ Hershey | 4 | OT ^A | 10:00 | Jerry Brown (.44) |
| 4/19/1970 | C-7 | Hershey 4 | @ Springfield | 5 | OT | 1:06 | Jim Stanfield * | 3/20/1951 | A-1 | Buffalo 3 | @ Cleveland | 4 | 20T ^A | 13:29 | Ray Ceresino |
| 4/16/1970 | C-5 | Springfield 3 | @ Hershey | 2 | OT | :50 | Billy Inglis | 3/25/1950 | C-3 | Buffalo 4 | @ Cleveland | 5 | OT ^A | 10:00 | John Holota (8:27) |
| 4/15/1970 | B-4 | Buffalo 3 | @ Quebec | 2 | OT | 7:50 | Gary Veneruzzo | 4/14/1949 | E-5 | Hershey 3 | @ Providence | 4 | 20T ^A | 14:48 | Harvey Fraser |
| 4/12/1970 | A-3 | Montreal 3 | @ Baltimore | 4 | OT | 15:19 | Jim Bartlett | 3/29/1949 | D-1 | Hershey 3 | @ Cleveland | 2 | 20T ^A | 28:30 | Terry Reardon |
| 4/12/1970 | B-3 | Buffalo 2 | @ Quebec | 3 | OT | 3:58 | Rene Drolet | 3/31/1949 | A-5 | St. Louis 4 | @ Providence | 5 | 20T ^A | 19:24 | Arnie Kullman |
| 4/08/1970 | C-1 | Hershey 2 | @ Springfield | 1 | OT | 18:37 | Ted Snell | 3/27/1949 | A-3 | Providence 1 | @ St. Louis | 2 | 20T ^A | 15:54 | Lloyd Doran |
| 4/08/1970 | B-1 | Quebec 2 | @ Buffalo | 1 | OT | 2:46 | Andre Gaudette | 3/24/1949 | C-2 | Springfield 5 | @ Cleveland | 6 | OT ^A | 10:00 | Frank Porteous (1:32) |
| 4/18/1969 | D-1 | Quebec 4 | @ Providence | 5 | OT | 4:02 | Dick Meissner | 3/28/1948 | D-1 | New Haven 1 | @ Buffalo | 2 | 20T ^A | 14:35 | Les Hickey |
| 4/16/1969 | C-5 | Quebec 3 | @ Cleveland | 2 | OT | 2:38 | Rosaire Paiement * | 3/25/1948 | B-2 | New Haven 4 | @ Pittsburgh | 2 | OT ^A | 10:00 | Nick Mickoski (5:07) |
| 4/12/1969 | C-2 | Quebec 1 | @ Cleveland | 2 | OT | 1:19 | Wayne Schultz | 4/07/1948 | E-3 | Cleveland 6 | @ Buffalo | 5 | OT ^A | 10:00 | Louis Trudel (9:38) |
| 5/03/1968 | E-5 | Quebec 3 | @ Rochester | 4 | OT | 1:28 | Les Duff | 3/26/1946 | D-1 | Pittsburgh 5 | @ Cleveland | 6 | 20T ^A | 15:08 | Louis Trudel |
| 4/30/1968 | E-4 | Rochester 5 | @ Quebec | 6 | OT | 10:33 | Keith Wright | 3/21/1945 | A-2 | Cleveland 5 | @ Buffalo | 4 | OT ^A | 10:00 | Louis Trudel (3:32) |
| 4/06/1968 | A-3 | Rochester 2 | @ Hershey | 1 | OT | 6:46 | Marc Reaume | 3/26/1944 | A-4 | Hershey 2 | @ Cleveland | 3 | OT ^A | 10:00 | Pete Horeck (4:47) |
| 4/30/1967 | E-4 | Rochester 3 | @ Pittsburgh | 4 | OT | :26 | Billy Harris | 3/27/1943 | D-2 | Indianapolis 3 | @ Cleveland | 2 | 20T ^A | 21:56 | Hee Kilrea * |
| 4/16/1967 | D-1 | Baltimore 3 | @ Rochester | 4 | 30T ^A | 44:18 | Gerry Ehman | 3/22/1943 | B-2 | Indianapolis 5 | @ Pittsburgh | 3 | OT ^A | 10:00 | John Ross (3:04) * |
| 4/08/1967 | C-3 | Rochester 3 | @ Cleveland | 2 | OT | :39 | Dick Gamble | 3/18/1943 | C-2 | Cleveland 4 | @ Providence | 2 | OT ^A | 10:00 | Tom Burlington (4:34) * |
| 4/21/1965 | E-1 | Hershey 1 | @ Rochester | 2 | OT | 14:39 | Gerry Ehman | 3/17/1943 | A-1 | Buffalo 0 | @ Hershey | 1 | 20T ^A | 16:04 | Joe Levandoski |
| 4/17/1965 | D-4 | Buffalo 2 | @ Hershey | 3 | OT | 3:55 | Bruce Draper | 3/31/1942 | E-2 | Hershey 5 | @ Indianapolis | 4 | OT ^A | 10:00 | Phil Hergesheimer (2:58) |
| 3/31/1965 | B-1 | Baltimore 2 | @ Hershey | 1 | OT | 15:07 | Ken Schinkel | 3/26/1942 | A-5 | Springfield 2 | @ Indianapolis | 3 | 20T ^A | 19:52 | Jud McAtee * |
| 4/01/1964 | A-1 | Pittsburgh 2 | @ Quebec | 3 | OT | 3:54 | Wayne Hicks | 3/26/1942 | D-3 | Cleveland 1 | @ Hershey | 3 | OT ^A | 10:00 | Gaye Stewart (6:45) * |
| 4/28/1963 | E-5 | Hershey 1 | @ Buffalo | 2 | OT | 7:29 | Doug Robinson | 4/10/1941 | E-5 | Hershey 2 | @ Cleveland | 3 | OT ^A | 10:00 | Earl Bartholome (1:25) * |
| 4/24/1963 | E-3 | Buffalo 2 | @ Hershey | 1 | OT | 16:04 | Doug Robinson | 4/01/1941 | E-1 | Hershey 3 | @ Cleveland | 4 | OT ^A | 10:00 | Oscar Aubuchon (7:44) |
| 4/26/1962 | E-5 | Buffalo 2 | @ Springfield | 3 | OT | 2:44 | Jimmy Anderson * | 3/27/1941 | D-2 | Pittsburgh 1 | @ Hershey | 2 | OT ^A | 10:00 | Wally Kilrea (2:37) |
| 4/25/1962 | E-4 | Springfield 0 | @ Buffalo | 1 | OT | 12:35 | Dave Creighton | 3/22/1941 | C-3 | Pittsburgh 2 | @ Springfield | 1 | OT ^A | 10:00 | Eddie Convey (:22) * |
| 4/22/1962 | E-3 | Springfield 3 | @ Buffalo | 2 | OT | 3:44 | Denis Olson | 3/20/1941 | A-2 | Cleveland 2 | @ Providence | 1 | 20T ^A | 29:11 | Dick Adolph |
| 4/14/1962 | A-5 | Cleveland 3 | @ Springfield | 4 | 20T | 21:04 | Bruce Cline | 3/19/1941 | C-1 | Springfield 1 | @ Pittsburgh | 2 | 30T ^A | 46:15 | Johnny Sherf |
| 4/10/1962 | D-1 | Buffalo 2 | @ Hershey | 3 | 20T | 25:44 | John McKenzie | 3/18/1941 | B-1 | New Haven 1 | @ Hershey | 2 | OT ^A | 10:00 | Bobby Kirk (2:46) |
| 4/08/1962 | A-3 | Springfield 4 | @ Cleveland | 3 | OT | 7:24 | Denis Olson | 3/18/1941 | A-1 | Cleveland 1 | @ Providence | 4 | OT ^A | 10:00 | Hub Wilson (.31) |
| 4/07/1962 | B-3 | Providence 2 | @ Hershey | 3 | OT | 4:27 | Cleland Mortson * | 4/04/1940 | E-2 | Pittsburgh 3 | @ Providence | 4 | 20T ^A | 22:46 | Red Doran |
| 4/04/1962 | A-1 | Cleveland 4 | @ Springfield | 3 | 30T | 50:16 | Wayne Larkin | 3/19/1940 | A-1 | Indianapolis 1 | @ Providence | 2 | 30T ^A | 42:23 | Harold Jackson |
| 4/05/1961 | B-4 | Hershey 5 | @ Buffalo | 4 | 20T ^A | 21:57 | Willie Marshall * | 4/04/1939 | E-2 | Cleveland 4 | @ Philadelphia | 5 | 30T ^A | 34:48 | Joe Krol |
| 4/01/1961 | B-2 | Buffalo 1 | @ Hershey | 2 | OT ^A | 10:00 | John McKenzie (2:24) | 3/28/1939 | D-1 | Providence 2 | @ Cleveland | 3 | 40T ^A | 59:47 | Bob Gracie |
| 4/03/1960 | A-3 | Springfield 6 | @ Providence | 7 | OT ^A | 10:00 | Stan Baliuk (4:52) | 3/25/1939 | A-3 | Hershey 1 | @ Philadelphia | 2 | OT ^A | 10:00 | Cliff Barton (7:14) |
| 4/02/1960 | A-2 | Providence 1 | @ Springfield | 2 | 20T ^A | 22:42 | Bill Sweeney | 4/10/1938 | E-3 | Providence 3 | @ Syracuse | 4 | OT ^A | 10:00 | Jack Fox (8:30) |
| 4/05/1959 | A-4 | Buffalo 3 | @ Rochester | 2 | OT ^A | 10:00 | Bill Sweeney (2:07) | 4/09/1938 | E-2 | Syracuse 1 | @ Providence | 2 | 20T ^A | 29:23 | Sammy McManus |
| 3/28/1959 | A-2 | Rochester 0 | @ Buffalo | 2 | OT ^A | 10:00 | Dick Gamble (1:42) | 4/07/1938 | E-1 | Syracuse 4 | @ Providence | 5 | 20T ^A | 26:11 | Bud Jarvis |
| 4/08/1958 | B-7 | Springfield 4 | @ Cleveland | 2 | OT ^A | 10:00 | Bob Beckett (2:44) * | 4/05/1938 | C-3 | Philadelphia 2 | @ Providence | 3 | OT ^A | 10:00 | Art Giroux (6:18) * |
| 4/17/1957 | C-5 | Rochester 4 | @ Cleveland | 5 | 20T ^A | 16:58 | Ken Hayden * | 4/04/1938 | D-2 | Syracuse 3 | @ Cleveland | 2 | 40T ^A | 62:41 | Max Bennett * |
| 4/10/1957 | C-2 | Cleveland 2 | @ Rochester | 5 | OT ^A | 10:00 | Paul Masnick (:25) | 4/03/1938 | C-2 | Philadelphia 1 | @ Providence | 0 | 20T ^A | 26:02 | Murray Patrick |
| 4/09/1957 | C-1 | Rochester 1 | @ Cleveland | 2 | OT ^A | 10:00 | Ron Ingram (.48) | 3/31/1938 | A-2 | Philadelphia 3 | @ New Haven | 2 | 30T ^A | 32:55 | Charlie Mason * |
| 4/07/1957 | B-7 | Hershey 3 | @ Cleveland | 5 | OT ^A | 10:00 | Bo Elik (5:53) * | 3/29/1938 | B-1 | Pittsburgh 2 | @ Syracuse | 3 | OT ^A | 10:00 | Norm Locking (3:57) |
| 4/03/1956 | B-4 | Pittsburgh 2 | @ Cleveland | 3 | 30T ^A | 44:02 | Jack Gordon * | | | | | | | | |

Longest Overtime Games

| Date | Series/Game | Score | Time | GWG |
|-------------------|-----------------------------------|-------------------------------|-------|-------------------|
| 1. May 9, 2018 | Atlantic Div. Finals - Game 4 | Lehigh Valley 2 @ Charlotte 1 | 86:48 | Alex Krushelnyski |
| 2. Apr. 24, 2008 | East Div. Semifinals - Game 5 | Philadelphia 3 @ Albany 2 | 82:58 | Ryan Potulny |
| 3. May 30, 2003 | Calder Cup Finals - Game 2 | Houston 1 @ Hamilton 2 | 74:56 | Michael Ryder |
| 4. Apr. 10, 1982 | South Div. Semifinals - Game 3 | Rochester 2 @ New Haven 3 | 74:08 | Warren Holmes |
| 5. May 3, 2019 | Pacific Div. Finals - Game 1 | San Diego 3 @ Bakersfield 2 | 64:20 | Maxime Comtois |
| 6. Apr. 4, 1938 | Western Div. Finals - Game 2 | Syracuse 3 @ Cleveland 2 | 62:41 | Max Bennett |
| 7. Apr. 14, 1953 | Calder Cup Finals - Game 6 | Cleveland 2 @ Pittsburgh 3 | 61:46 | Danny Lewicki |
| 8. May 7, 2015 | Western Conf. Semifinals - Game 1 | Oklahoma City 2 @ Utica 1 | 60:16 | Curtis Hamilton |
| 9. Mar. 28, 1939 | Semifinals - Game 1 | Providence 2 @ Cleveland 3 | 59:47 | Bob Gracie |
| 10. Apr. 26, 2018 | Central Div. Semifinals - Game 3 | Rockford 4 @ Chicago 3 | 57:22 | Victor Ejdsell |
| 12. Apr. 28, 2004 | East Div. Semifinals - Game 4 | Philadelphia 2 @ Norfolk 1 | 53:02 | B.J. Abel |
| 13. Apr. 25, 2005 | East Div. Semifinals - Game 3 | Binghamton 2 @ W-B/Scranton 3 | 52:26 | Colby Armstrong |
| 14. Apr. 4, 1962 | Semifinals - Game 1 | Cleveland 4 @ Springfield 3 | 50:16 | Wayne Larkin |
| 15. May 5, 2004 | Atlantic Div. Finals - Game 4 | Worcester 3 @ Hartford 4 | 47:49 | Ken Gernander |
| 16. Apr. 28, 2017 | North Div. Semifinals - Game 4 | Albany 1 @ Toronto 2 | 46:43 | Justin Holl |
| 11. Mar. 19, 1941 | Quarterfinals - Game 1 | Springfield 1 @ Pittsburgh 2 | 46:15 | Johnny Sherf |
| 17. Apr. 22, 2004 | Atlantic Div. Semifinals - Game 5 | Worcester 3 @ Manchester 2 | 46:00 | Brendan Brooks |
| 18. Apr. 11, 1985 | North Div. Semifinals - Game 1 | Nova Scotia 4 @ Maine 3 | 45:17 | Pat Conacher |
| 20. Mar. 31, 1951 | Semifinals - Game 1 | Pittsburgh 3 @ Hershey 2 | 44:30 | Bob Solinger |
| 20. Apr. 16, 1967 | Semifinals - Game 1 | Baltimore 3 @ Rochester 4 | 44:18 | Gerry Ehman |

* series-winning goal... # one five-minute sudden-death period followed by 20-minute sudden-death periods... ^ one full 10-minute period followed by 20-minute sudden-death periods
SOT=super overtime (sudden death to decide series if tied after two games)... (U) at Uniondale, N.Y... (B) at Buffalo, N.Y.



All-Time Career Playoff Leaders - Points

| | Player | Years | Playoffs | GP | G | A | Pts |
|-----|----------------------|----------------|-----------|------------|-----------|-----------|------------|
| 1. | Darren Haydar | 2002-13 | 8 | 110 | 63 | 80 | 143 |
| 2. | Willie Marshall | 1953-72 | 15 | 112 | 48 | 71 | 119 |
| 3. | Jason Krog | 1999-2011 | 6 | 101 | 42 | 76 | 118 |
| | Chris Bourque | 2005-19 | 11 | 138 | 35 | 83 | 118 |
| 5. | Jody Gage | 1980-95 | 11 | 115 | 51 | 59 | 110 |
| 6. | Fred Glover | 1949-68 | 17 | 120 | 48 | 56 | 104 |
| 7. | Alexandre Giroux | 2001-12 | 9 | 118 | 52 | 51 | 103 |
| 8. | Bob Solinger | 1948-59 | 11 | 97 | 39 | 53 | 92 |
| 9. | Gordie Clark | 1974-83 | 8 | 94 | 42 | 48 | 90 |
| | Glenn Merkosky | 1980-91 | 10 | 107 | 39 | 51 | 90 |
| 11. | Steve Maltais | 1989-2005 | 7 | 92 | 37 | 51 | 88 |
| | Keith Aucoin | 2002-14 | 8 | 92 | 16 | 72 | 88 |
| 13. | Fred Thurier | 1939-51 | 11 | 71 | 32 | 53 | 85 |
| | Brad Smyth | 1997-2006 | 8 | 89 | 46 | 39 | 85 |
| 15. | Tim Tookey | 1982-95 | 10 | 78 | 38 | 44 | 82 |
| 16. | Domenic Pittis | 1997-2004 | 5 | 68 | 19 | 61 | 80 |
| 17. | Don Biggs | 1984-93 | 7 | 70 | 27 | 52 | 79 |
| 18. | Mike Nykoluk | 1957-72 | 14 | 112 | 16 | 62 | 78 |
| 19. | Peter Ferraro | 1994-2007 | 8 | 86 | 34 | 42 | 76 |
| 20. | Tom Kostopoulos | 1999-2018 | 9 | 100 | 23 | 51 | 74 |
| | Chris Mueller | 2009-19 | 9 | 101 | 32 | 42 | 74 |
| 21. | Simon Gamache | 2002-06 | 4 | 59 | 31 | 40 | 71 |
| | Wayne Schaab | 1975-83 | 8 | 75 | 24 | 47 | 71 |
| | Michel Picard | 1989-2004 | 9 | 88 | 37 | 34 | 71 |
| 24. | Andy Brickley | 1982-94 | 6 | 62 | 31 | 39 | 70 |
| | Marty Murray | 1995-2010 | 6 | 82 | 26 | 44 | 70 |
| | Peter White | 1992-2004 | 8 | 92 | 28 | 42 | 70 |
| 27. | Jason Jaffray | 2004-14 | 8 | 95 | 31 | 37 | 68 |
| 28. | Paul Evans | 1977-85 | 8 | 86 | 22 | 45 | 67 |
| 29. | Murray Eaves | 1984-90 | 5 | 52 | 24 | 40 | 64 |
| | Travis Morin | 2009-18 | 7 | 87 | 23 | 41 | 64 |
| 32. | Rene Drolet | 1967-78 | 11 | 81 | 31 | 32 | 63 |
| 33. | Les Cunningham | 1938-46 | 8 | 58 | 29 | 33 | 62 |
| 34. | Corey Locke | 2004-14 | 5 | 66 | 26 | 35 | 61 |
| 35. | Bryan Helmer | 1993-2013 | 15 | 159 | 14 | 46 | 60 |
| 36. | Ross Fitzpatrick | 1982-92 | 8 | 79 | 35 | 24 | 59 |
| | Kent Hulst | 1988-2001 | 9 | 84 | 26 | 33 | 59 |
| | Cal O'Reilly | 2005-19 | 8 | 88 | 15 | 44 | 59 |
| 38. | Bill McDougall | 1989-93 | 4 | 24 | 28 | 30 | 58 |
| | Martin Gendron | 1993-2000 | 6 | 50 | 32 | 26 | 58 |
| | Jim Montgomery | 1994-2003 | 7 | 56 | 24 | 34 | 58 |
| | Tom Colley | 1973-81 | 8 | 73 | 19 | 39 | 58 |
| | Bruce Cline | 1956-68 | 11 | 89 | 24 | 34 | 58 |



Chris Mueller

As Toronto made a run to the Eastern Conference Finals last spring, Chris Mueller became the 20th player in AHL history to appear in 100 career Calder Cup Playoff games. Mueller won championships with the Marlies in 2018 and with the Texas Stars in 2014.

Goals

| | Player | GP | G |
|-----|----------------------|------------|-----------|
| 1. | Darren Haydar | 110 | 63 |
| 2. | Alexandre Giroux | 118 | 52 |
| 3. | Jody Gage | 115 | 51 |
| 4. | Willie Marshall | 112 | 48 |
| | Fred Glover | 120 | 48 |
| 6. | Brad Smyth | 89 | 46 |
| 7. | Gordie Clark | 94 | 42 |
| | Jason Krog | 101 | 42 |
| 9. | Bob Solinger | 97 | 39 |
| | Glenn Merkosky | 107 | 39 |
| 11. | Tim Tookey | 78 | 38 |
| 12. | Michel Picard | 88 | 37 |
| | Steve Maltais | 92 | 37 |
| 14. | Ross Fitzpatrick | 79 | 35 |
| | Chris Bourque | 138 | 35 |
| 16. | Peter Ferraro | 83 | 34 |
| 17. | Mike McHugh | 74 | 33 |
| 18. | Martin Gendron | 50 | 32 |
| | Steve Brule | 65 | 32 |
| | Fred Thurier | 71 | 32 |
| | Chris Mueller | 101 | 32 |
| 22. | Simon Gamache | 59 | 31 |
| | Andy Brickley | 62 | 31 |
| | Rene Drolet | 81 | 31 |
| | Jason Jaffray | 95 | 31 |

Assists

| | Player | GP | A |
|-----|----------------------|------------|-----------|
| 1. | Chris Bourque | 138 | 83 |
| 2. | Darren Haydar | 110 | 80 |
| 3. | Jason Krog | 101 | 76 |
| 4. | Keith Aucoin | 92 | 72 |
| 5. | Willie Marshall | 112 | 71 |
| 6. | Mike Nykoluk | 112 | 62 |
| 7. | Domenic Pittis | 68 | 61 |
| 8. | Jody Gage | 113 | 59 |
| 9. | Fred Glover | 121 | 56 |
| 10. | Fred Thurier | 71 | 53 |
| | Bob Solinger | 97 | 53 |
| 12. | Don Biggs | 70 | 52 |
| 13. | Steve Maltais | 92 | 51 |
| | Tom Kostopoulos | 100 | 51 |
| | Glenn Merkosky | 107 | 51 |
| | Alexandre Giroux | 118 | 51 |
| 17. | Gordie Clark | 94 | 48 |
| 18. | Wayne Schaab | 75 | 47 |
| 19. | Bryan Helmer | 159 | 46 |
| 20. | Paul Evans | 86 | 45 |
| 21. | Tim Tookey | 78 | 44 |
| | Marty Murray | 82 | 44 |
| | Cal O'Reilly | 88 | 44 |
| 24. | Jim Wiemer | 64 | 42 |
| | Peter Ferraro | 86 | 42 |
| | Peter White | 92 | 42 |
| | Chris Mueller | 101 | 42 |

Games Played

| | Player | GP |
|-----|----------------------|------------|
| 1. | Bryan Helmer | 159 |
| 2. | Chris Bourque | 138 |
| 3. | Boyd Kane | 128 |
| 4. | Ken Gernander | 123 |
| 5. | Fred Glover | 120 |
| 6. | Maxime Fortunus | 118 |
| | Alexandre Giroux | 118 |
| 8. | Jody Gage | 115 |
| 9. | Les Duff | 112 |
| | Willie Marshall | 112 |
| | Mike Nykoluk | 112 |
| 12. | Darren Haydar | 110 |
| 13. | Glenn Merkosky | 107 |
| 14. | Terry Virtue | 106 |
| | Dennis Bonvie | 106 |
| 16. | Alain Nasreddine | 104 |
| | Nathan Paetsch | 104 |
| 18. | John Stevens | 102 |
| 19. | Chris Mueller | 101 |
| 20. | Tom Kostopoulos | 100 |
| 21. | Jeff Hoggan | 97 |
| | Bob Solinger | 97 |
| 23. | Mike Hurlbut | 95 |
| | Jason Jaffray | 95 |
| 25. | Gordie Clark | 94 |



Calder Cup Playoffs

Wins

| | Player | Years | Playoffs | GP | Wins |
|-----|----------------------|----------------|----------|-----------|-----------|
| 1. | Marcel Paille | 1956-74 | 11 | 87 | 49 |
| 2. | Jean-Francois Labbe | 1995-2002 | 7 | 82 | 46 |
| | Bobby Perreault | 1951-68 | 10 | 83 | 46 |
| | Frederic Cassivi | 1995-2008 | 11 | 83 | 46 |
| 5. | Drew MacIntyre | 2005-14 | 8 | 76 | 42 |
| 6. | Gil Mayer | 1950-62 | 8 | 63 | 37 |
| 7. | Wade Flaherty | 1996-2007 | 6 | 56 | 36 |
| | Sam St. Laurent | 1981-91 | 9 | 70 | 36 |
| 9. | John Grahame | 1998-2011 | 4 | 54 | 35 |
| 10. | Mike McKenna | 2007-18 | 7 | 67 | 34 |
| 11. | Neil Little | 1995-2005 | 7 | 53 | 31 |
| | Johnny Bower | 1948-57 | 7 | 55 | 31 |
| 13. | Michael Neuvirth | 2008-10 | 2 | 40 | 30 |
| 14. | Mark Laforest | 1985-92 | 4 | 49 | 29 |
| 15. | Allan Bester | 1985-93 | 3 | 40 | 28 |
| 16. | Martin Brochu | 1995-2001 | 5 | 44 | 26 |
| | Yann Danis | 2003-16 | 7 | 51 | 26 |
| 18. | Nick Damore | 1938-45 | 6 | 46 | 24 |
| | Gord Henry | 1945-54 | 8 | 49 | 24 |
| 20. | Harvey Teno | 1938-48 | 7 | 47 | 23 |
| 21. | Brad Thiessen | 2009-19 | 6 | 49 | 22 |
| 22. | Antero Niittymaki | 2003-05 | 2 | 33 | 21 |
| | Jacques Cloutier | 1982-84 | 2 | 34 | 21 |
| | Olaf Kolzig | 1992-94 | 2 | 34 | 21 |
| | Darcy Wakaluk | 1986-91 | 4 | 36 | 21 |
| | Ed Chadwick | 1959-68 | 5 | 43 | 21 |

Shutouts

| | Player | Years | Playoffs | GP | SO |
|-----|------------------------|----------------|----------|-----------|----------|
| 1. | Gord Henry | 1945-54 | 8 | 49 | 8 |
| 2. | Drew MacIntyre | 2005-14 | 8 | 76 | 7 |
| | Jean-Francois Labbe | 1995-2002 | 7 | 82 | 7 |
| | Bobby Perreault | 1951-68 | 10 | 83 | 7 |
| 5. | Mika Noronen | 1999-2002 | 3 | 26 | 6 |
| | Martin Brochu | 1995-2001 | 5 | 44 | 6 |
| | Gil Mayer | 1950-62 | 8 | 63 | 6 |
| | Frederic Cassivi | 1995-2008 | 11 | 83 | 6 |
| 9. | Michael Leighton | 2001-17 | 6 | 28 | 5 |
| | Michal Neuvirth | 2008-10 | 2 | 40 | 5 |
| | Brad Thiessen | 2009-19 | 6 | 49 | 5 |
| | Neil Little | 1995-2005 | 7 | 53 | 5 |
| | Marcel Paille | 1956-74 | 11 | 87 | 5 |
| 13. | Gerry McNamara | 1956-59 | 2 | 14 | 4 |
| | Moe Roberts | 1937-41 | 3 | 15 | 4 |
| | Bert Gardiner | 1936-42 | 4 | 18 | 4 |
| | Pekka Rinne | 2005-08 | 3 | 24 | 4 |
| | Rick DiPietro | 2001-03 | 2 | 25 | 4 |
| | Andy Chiodo | 2003-05 | 2 | 27 | 4 |
| | Cedrick Desjardins | 2009-13 | 2 | 28 | 4 |
| | Dustin Tokarski | 2010-19 | 5 | 30 | 4 |
| | Petr Mrazek | 2012-14 | 2 | 34 | 4 |
| | Jason LaBarbera | 2002-07 | 4 | 35 | 4 |
| | Nick Damore | 1938-45 | 6 | 46 | 4 |
| | Johnny Bower | 1948-57 | 7 | 55 | 4 |

Games Played (Goaltenders)

| | Player | Years | Playoffs | GP |
|-----|----------------------|----------------|----------|-----------|
| 1. | Marcel Paille | 1956-74 | 11 | 87 |
| 2. | Bobby Perreault | 1951-68 | 10 | 83 |
| | Frederic Cassivi | 1995-2008 | 11 | 83 |
| | Jean-Francois Labbe | 1995-2002 | 7 | 82 |
| 5. | Drew MacIntyre | 2005-14 | 8 | 76 |
| 6. | Sam St. Laurent | 1981-91 | 9 | 70 |
| 7. | Mike McKenna | 2007-18 | 7 | 67 |
| 8. | Gil Mayer | 1950-62 | 8 | 63 |
| 9. | Wade Flaherty | 1996-2007 | 6 | 56 |
| 10. | Johnny Bower | 1948-57 | 7 | 55 |
| 11. | John Grahame | 1998-2011 | 4 | 54 |
| 12. | Neil Little | 1995-2005 | 7 | 53 |
| 13. | Yann Danis | 2003-16 | 7 | 51 |
| 14. | Gord Henry | 1945-54 | 8 | 49 |
| | Mark Laforest | 1985-92 | 4 | 49 |
| | Brad Thiessen | 2009-19 | 6 | 49 |
| 17. | Harvey Teno | 1938-48 | 7 | 47 |
| | Peter Sidorkiewicz | 1984-98 | 7 | 47 |
| 19. | Nick Damore | 1938-45 | 6 | 46 |
| 20. | Martin Brochu | 1995-2001 | 5 | 44 |



Dustin Tokarski

Dustin Tokarski captured his second career Calder Cup in 2019, helping Charlotte to the title. Tokarski, who won all 12 of his appearances with the Checkers after joining the club on loan from the New York Rangers on Feb. 28, owns a 1.85 GAA and a .932 save percentage in 30 career AHL playoff games.



2019 Lexus AHL All-Star Classic presented by MGM Springfield
Springfield, Massachusetts



The AHL All-Star Classic

AHL All-Star Game History

| Season | Date | Result | City | Most Valuable Player |
|-----------|-------------------|---|-----------------------|--|
| 2018-19 | January 28, 2019 | North 1, Atlantic 0 (SO) (championship) | Springfield, Mass. | Drake Batherson, Belleville |
| 2017-18 | January 29, 2018 | North 1, Pacific 0 (championship) | Utica, N.Y. | C.J. Smith, Rochester |
| 2016-17 | January 30, 2017 | Central 1, Atlantic 0 (SO) (championship) | Allentown, Pa. | Taylor Leier, Lehigh Valley |
| 2015-16 | February 1, 2016 | Central 4, Atlantic 0 (championship) | Syracuse, N.Y. | Pat Cannone, Chicago |
| 2014-15 | January 26, 2015 | West 14, East 12 | Utica, N.Y. | Charles Hudon, Hamilton; Jacob Markstrom, Utica (co-winners) |
| 2013-14 | February 12, 2014 | All-Stars 7, Färjestad BK 2 | St. John's, N.L. | Brandon Pirri, Rockford |
| 2012-13 | January 28, 2013 | West 7, East 6 | Providence, R.I. | Ryan Hamilton, Oklahoma City |
| 2011-12 | January 30, 2012 | West 8, East 7 (SO) | Atlantic City, N.J. | Ben Bishop, Peoria |
| 2010-11 | January 31, 2011 | East 11, West 8 | Hershey, Pa. | Bobby Butler, Binghamton |
| 2009-10 | January 19, 2010 | Canada 10, PlanetUSA 9 (SO) | Portland, Maine | Tyler Ennis, Portland |
| 2008-09 | January 26, 2009 | PlanetUSA 14, Canada 11 | Worcester, Mass. | Jared Ross, Philadelphia |
| 2007-08 | January 28, 2008 | Canada 9, PlanetUSA 8 (SO) | Binghamton, N.Y. | Teddy Purcell, Manchester |
| 2006-07 | January 29, 2007 | PlanetUSA 7, Canada 6 | Toronto, Ont. | Brett Sterling, Chicago |
| 2005-06 | February 1, 2006 | Canada 9, PlanetUSA 4 | Winnipeg, Man. | Yann Danis, Hamilton; Wade Flaherty, Manitoba (co-winners) |
| 2004-05 | February 14, 2005 | PlanetUSA 5, Canada 4 (SO) | Manchester, N.H. | Tomas Plekanec, Hamilton |
| 2003-04 | February 9, 2004 | Canada 9, PlanetUSA 5 | Grand Rapids, Mich. | Mike Zigomanis, Lowell |
| 2002-03 | February 3, 2003 | Canada 10, PlanetUSA 7 | Portland, Maine | Jon Sim, Utah |
| 2001-02 | February 14, 2002 | Canada 13, PlanetUSA 11 | St. John's, N.L. | Mike Craig, Cleveland |
| 2000-01 | January 15, 2001 | Canada 11, PlanetUSA 10 | Wilkes-Barre, Pa. | John Slaney, Philadelphia |
| 1999-2000 | January 17, 2000 | Canada 8, PlanetUSA 3 | Rochester, N.Y. | Martin Brochu, Portland |
| 1998-99 | January 25, 1999 | PlanetUSA 5, Canada 4 (OT/SO) | Philadelphia, Pa. | Jean-Marc Pelletier, Philadelphia |
| 1997-98 | February 11, 1998 | Canada 11, PlanetUSA 10 | Syracuse, N.Y. | Peter Zezel, Albany |
| 1996-97 | January 16, 1997 | World 3, Canada 2 (OT/SO) | Saint John, N.B. | Tomas Vokoun, Fredericton |
| 1995-96 | January 16, 1996 | U.S. 6, Canada 5 | Hershey, Pa. | Wes Walz, Adirondack |
| 1994-95 | January 17, 1995 | Canada 6, U.S. 4 | Providence, R.I. | Ralph Intraruovo, Cape Breton |
| 1959-60 | December 10, 1959 | Springfield 8, All-Stars 3 | W. Springfield, Mass. | |
| 1958-59 | January 15, 1959 | Hershey 5, All-Stars 2 | Hershey, Pa. | |
| 1957-58 | October 6, 1957 | All-Stars 5, Cleveland 2 | Rochester, N.Y. | |
| 1956-57 | October 23, 1956 | Providence 4, All-Stars 0 | Providence, R.I. | |
| 1955-56 | January 10, 1956 | All-Stars 4, Cleveland 4 (OT) | Pittsburgh, Pa. | |
| 1954-55 | October 27, 1954 | All-Stars 7, Cleveland 3 | Hershey, Pa. | |
| 1941-42 | February 3, 1942 | East 5, West 4 | Cleveland, Ohio | |

2019 AHL All-Star Challenge Summary

| ROUND ROBIN | Record | GF | GA | Diff |
|-------------------|--------|----|----|------|
| North Division | 2-1-0 | 10 | 7 | +3 |
| Atlantic Division | 2-1-0 | 9 | 7 | +2 |
| Central Division | 1-2-0 | 8 | 10 | -2 |
| Pacific Division | 1-2-0 | 9 | 12 | -3 |

Game 1

| | | | |
|-------------------|---|---|--|
| Central Division | 1 | Goals: Gurianov (1) | Goaltenders: Grosenick (6-6), Kahkonen (6-4) |
| Atlantic Division | 3 | Goals: McDonald (1), Carrick (1), Gilmour (1) | Goaltenders: Montembeault (3-2), Vanecek (4-4) |

Game 2

| | | | |
|------------------|---|--|--|
| Pacific Division | 4 | Goals: Gambardella (1), Rempal (1), Walker (1), Marody (1) | Goaltenders: Boyle (4-4), Korenar (11-9) |
| North Division | 2 | Goals: Batherson 2 (2) | Goaltenders: Blackwood (2-1), Ingram (7-5) |

Game 3

| | | | |
|------------------|---|--|--|
| Central Division | 2 | Goals: L'Esperance (1), Carr (1) | Goaltenders: Kahkonen (4-3), Grosenick (8-6) |
| North Division | 4 | Goals: Quenneville (1), Batherson 2 (4), Boucher (1) | Goaltenders: Ingram (3-3), Blackwood (6-4) |

Game 4

| | | | |
|-------------------|---|---|--|
| Pacific Division | 2 | Goals: Perron (1), Walker (2) | Goaltenders: Korenar (5-3), Boyle (4-1) |
| Atlantic Division | 5 | Goals: Gilmour 2 (3), Prow (1), Poturalski (1), Dal Colle (1) | Goaltenders: Vanecek (5-4), Montembeault (9-8) |

Game 5

| | | | |
|------------------|---|---|--|
| Central Division | 5 | Goals: Gurianov (2), Donovan 2 (2), Terry (1), Carr (2) | Goaltenders: Grosenick (8-7), Kahkonen (12-10) |
| Pacific Division | 3 | Goals: Bunting (1), Middleton (1), Walker (3) | Goaltenders: Boyle (4-3), Korenar (6-3) |

Game 6

| | | | |
|-------------------|---|--|--|
| North Division | 4 | Goals: Gerbe 2 (2), Boucher (2), Batherson (5) | Goaltenders: Blackwood (1-1), Ingram (5-4) |
| Atlantic Division | 1 | Goals: Carey (1) | Goaltenders: Montembeault (9-7), Vanecek (5-4) |

CHAMPIONSHIP

| | | | |
|-------------------|--------|-----------------------------------|---|
| North Division | 1 | Goals: Batherson (SO), Moore (SO) | Goaltenders: Blackwood (3-3), Ingram (3/4 SO) |
| Atlantic Division | 0 (SO) | Goals: Dal Colle (SO) | Goaltenders: Vanecek (6-6), Montembeault (2/4 SO) |



AHL All-Star Skills Competition History

| Season | Date | Result | City |
|-----------|-------------------|------------------------------------|---------------------|
| 2018-19 | January 27, 2019 | West 17, East 14 | Springfield, Mass. |
| 2017-18 | January 28, 2018 | East 18, West 12 | Utica, N.Y. |
| 2016-17 | January 29, 2017 | West 15, East 11 | Allentown, Pa. |
| 2015-16 | January 31, 2016 | West 19, East 14 | Syracuse, N.Y. |
| 2014-15 | January 25, 2015 | East 15, West 11 | Utica, N.Y. |
| 2013-14 | February 11, 2014 | All-Stars 18, Färjestad BK 17 (SO) | St. John's, N.L. |
| 2012-13 | January 27, 2013 | West 12, East 11 | Providence, R.I. |
| 2011-12 | January 29, 2012 | West 18, East 10 | Atlantic City, N.J. |
| 2010-11 | January 30, 2011 | East 19, West 7 | Hershey, Pa. |
| 2009-10 | January 18, 2010 | Canada 18, PlanetUSA 12 | Portland, Maine |
| 2008-09 | January 25, 2009 | PlanetUSA 18, Canada 12 | Worcester, Mass. |
| 2007-08 | January 27, 2008 | PlanetUSA 15, Canada 9 | Binghamton, N.Y. |
| 2006-07 | January 28, 2007 | PlanetUSA 19, Canada 14 | Toronto, Ont. |
| 2005-06 | January 31, 2006 | Canada 21, PlanetUSA 12 | Winnipeg, Man. |
| 2004-05 | February 13, 2005 | PlanetUSA 17, Canada 13 | Manchester, N.H. |
| 2003-04 | February 8, 2004 | PlanetUSA 18, Canada 9 | Grand Rapids, Mich. |
| 2002-03 | February 2, 2003 | Canada 15, PlanetUSA 13 | Portland, Maine |
| 2001-02 | February 13, 2002 | Canada 21, PlanetUSA 9 | St. John's, N.L. |
| 2000-01 | January 14, 2001 | PlanetUSA 16, Canada 8 | Wilkes-Barre, Pa. |
| 1999-2000 | January 16, 2000 | PlanetUSA 17, Canada 12 | Rochester, N.Y. |
| 1998-99 | January 24, 1999 | Canada 15, PlanetUSA 12 | Philadelphia, Pa. |
| 1997-98 | February 10, 1998 | PlanetUSA 13, Canada 8 | Syracuse, N.Y. |
| 1996-97 | January 15, 1997 | World 18, Canada 9 | Saint John, N.B. |
| 1995-96 | January 15, 1996 | U.S. 14, Canada 12 | Hershey, Pa. |

AHL All-Star Skills Competition Event Winners

FASTEST SKATER (WINNERS)

| | | |
|------|-------------------------------|-------------|
| 2019 | Anthony Greco, East | 13.251 sec. |
| 2018 | John Gilmour, East | 13.663 sec. |
| 2017 | Devon Toews, East | 13.478 sec. |
| 2016 | Derek Grant, West | 14.307 sec. |
| 2015 | Colin Miller, East | 13.805 sec. |
| 2014 | Mike Hoffman, AHL | 13.990 sec. |
| 2013 | Chris Summers, East | 13.324 sec. |
| 2012 | Brian Connelly, West | 13.851 sec. |
| 2011 | Slava Voynov, East | 14.197 sec. |
| 2010 | Bobby Sanguinetti, PlanetUSA | 13.677 sec. |
| 2009 | Jared Ross, PlanetUSA | 14.187 sec. |
| 2008 | Toby Petersen, PlanetUSA | 14.001 sec. |
| 2007 | Jonathan Filewich, Canada | 14.553 sec. |
| 2006 | Ryan Shannon, PlanetUSA | 14.084 sec. |
| 2005 | Tomas Plekanec, PlanetUSA | 14.196 sec. |
| 2004 | Noah Clarke, PlanetUSA | 14.042 sec. |
| 2003 | Justin Papineau, Canada | 14.570 sec. |
| 2002 | Jonathan Girard, Canada | 14.262 sec. |
| 2001 | Cameron Mann, Canada | 14.095 sec. |
| 2000 | Ladislav Nagy, PlanetUSA | 14.390 sec. |
| 1999 | Jean-Luc Grand-Pierre, Canada | 14.056 sec. |
| 1998 | Barry Richter, PlanetUSA | 13.863 sec. |
| 1997 | Ralph Intranuovo, Canada | 13.968 sec. |
| 1996 | Ralph Intranuovo, Canada | 13.683 sec. |

HARDEST SHOT (WINNERS)

| | | |
|------|-----------------------------|-----------|
| 2019 | Greg Carey, East | 100.4 mph |
| 2018 | Alexandre Grenier, East | 104.1 mph |
| 2017 | Kyle Wood, West | 99.3 mph |
| 2016 | Ryan Graves, East | 103.4 mph |
| 2015 | Colin Miller, East | 105.5 mph |
| 2014 | Magnus Nygren, FBK | 104.6 mph |
| 2013 | Brayden McNabb, West | 101.8 mph |
| 2012 | Kevin Connauton, West | 99.4 mph |
| 2011 | Brian Fahey, East | 96.9 mph |
| 2010 | Blair Jones, Canada | 100.7 mph |
| 2009 | Derek Joslin, Canada | 98.6 mph |
| 2008 | Mark Mancari, Canada | 102.8 mph |
| 2007 | Dustin Byfuglien, PlanetUSA | 98.7 mph |
| 2006 | Donald MacLean, Canada | 98.0 mph |
| 2005 | Rene Bourque, Canada | 99.8 mph |
| 2004 | Anton Babchuk, PlanetUSA | 96.6 mph |
| 2003 | Kurtis Foster, Canada | 101.0 mph |
| 2002 | Jonathan Girard, Canada | 99.0 mph |
| 2001 | Mark Murphy, PlanetUSA | 96.8 mph |
| 2000 | Shawn Heins, Canada | 98.3 mph |
| 1999 | Shane Willis, Canada | 95.0 mph |
| 1998 | Jamie Heward, Canada | 99.3 mph |
| 1997 | Rory Fitzpatrick, World | 92.4 mph |
| 1996 | Jamie Heward, Canada | 99.7 mph |

GOALTENDERS' COMPETITION

(Fewest total goals against from Pass and Score/Ambush, Rapid Fire & Breakaway Relay)

| | | |
|------|-----------------------------|-------------|
| 2019 | Kaapo Kahkonen, West | 16/18 |
| 2018 | Jordan Binnington, East | 16/18 (tie) |
| | Cal Petersen, West | 16/18 (tie) |
| 2017 | Linus Ullmark, East | 15/18 |
| 2016 | Eric Comrie, West | 17/19 |
| 2015 | Philipp Grubauer, East | 16/19 |
| 2014 | Dustin Tokarski, AHL | 16/24 |
| 2013 | Justin Peters, West | 17/19 |
| 2012 | Ben Bishop, West | 16/19 |
| 2011 | John Curry, East | 21/28 |
| 2010 | Cedrick Desjardins, Canada | 16/19 |
| 2009 | Cory Schneider, PlanetUSA | 18/19 |
| 2008 | Pekka Rinne, PlanetUSA | 16/19 |
| 2007 | Karri Ramo, PlanetUSA | *15/19 |
| 2006 | Wade Flaherty, Canada | 16/19 |
| 2005 | Ryan Miller, PlanetUSA | 15/19 |
| 2004 | Ryan Miller, PlanetUSA | 22/25 |
| 2003 | Marc Lamothe, Canada | *13/19 |
| 2002 | Neil Little, Canada | 17/19 (tie) |
| | Travis Scott, Canada | 17/19 (tie) |
| 2001 | Miikka Kiprusoff, PlanetUSA | 24/26 |
| 2000 | Miikka Kiprusoff, PlanetUSA | 22/26 |
| 1999 | Marc Denis, Canada | 20/26 |
| 1998 | Brian Boucher, PlanetUSA | 13/14 |
| 1997 | Robb Stauber, World | 14/17 |
| 1996 | Eric Fichaud, U.S. | 11/16 |

*won tiebreaker

FASTEST SKATER (TOP 10)

| | | | |
|-----|------|------------------------------|-------------|
| 1. | 2019 | Anthony Greco, East | 13.251 sec. |
| 2. | 2013 | Chris Summers, East | 13.324 sec. |
| 3. | 2017 | Devon Toews, East | 13.478 sec. |
| 4. | 2019 | Jordan Kyrou, West | 13.520 sec. |
| 5. | 2013 | Jason Zucker, West | 13.550 sec. |
| 6. | 2019 | Brendan Guhle, East | 13.648 sec. |
| 7. | 2018 | John Gilmour, East | 13.663 sec. |
| 8. | 2017 | Jack Roslovic, West | 13.674 sec. |
| 9. | 2010 | Bobby Sanguinetti, PlanetUSA | 13.677 sec. |
| 10. | 1996 | Ralph Intranuovo, Canada | 13.683 sec. |

HARDEST SHOT (TOP 10)

| | | | |
|-----|------|-------------------------|-----------|
| 1. | 2015 | Colin Miller, East | 105.5 mph |
| 2. | 2014 | Magnus Nygren, FBK | 104.6 mph |
| 3. | 2018 | Alexandre Grenier, East | 104.1 mph |
| 4. | 2016 | Ryan Graves, East | 103.4 mph |
| 5. | 2008 | Mark Mancari, Canada | 102.8 mph |
| 6. | 2014 | Brayden McNabb, AHL | 102.6 mph |
| 7. | 2013 | Brayden McNabb, West | 101.8 mph |
| 8. | 2014 | T.J. Brennan, AHL | 101.5 mph |
| 9. | 2015 | Brad Hunt, West | 101.2 mph |
| 10. | 2003 | Kurtis Foster, Canada | 101.0 mph |



AHL All-Star Classic Team Captains

| | | |
|--------------------|--|--|
| 2019 Springfield | Colin McDonald, East | Andrew Campbell, West |
| 2018 Utica | Bracken Kearns, East | Brett Sutter, West |
| 2017 Lehigh Valley | Chris Bourque, East | Ryan Craig, West |
| 2016 Syracuse | Mike Angelidis, East | Jeff Hoggan, West |
| 2015 Utica | Tom Kostopoulos, East | Maxime Fortunus, West |
| 2014 St. John's | Jason Jaffray, All-Stars | Rickard Wallin, Färjestad BK |
| 2013 Providence | Trent Whitfield, East | Quintin Laing, West |
| 2012 Atlantic City | Boyd Kane, East | Darren Haydar, West |
| 2011 Hershey | Mark Wotton, East | Alexandre Giroux, West |
| 2010 Portland | Graham Mink, PlanetUSA | Nolan Baumgartner, Canada |
| 2009 Worcester | Rory Fitzpatrick, PlanetUSA | Bryan Helmer, Canada |
| 2008 Binghamton | Keith Aucoin, PlanetUSA | Denis Hamel, Canada |
| 2007 Toronto | Kip Miller, PlanetUSA | Mike Keane, Canada |
| 2006 Manitoba | Eric Healey, PlanetUSA | Jimmy Roy, Canada |
| 2005 Manchester | Craig Darby, PlanetUSA | Brad Tiley, Canada |
| 2004 Grand Rapids | Travis Richards, PlanetUSA | Terry Virtue, Canada |
| 2003 Portland | Chris Ferraro and Peter Ferraro, PlanetUSA | Brian Chapman, Canada (inj.) |
| 2002 St. John's | Rich Brennan, PlanetUSA | John Slaney, Canada |
| 2001 W-B/Scranton | Mike Hurlbut, PlanetUSA | Kent Hulst, Canada |
| 2000 Rochester | Craig Ferguson, PlanetUSA | Randy Cunneyworth, Canada |
| 1999 Philadelphia | Ken Gernander, PlanetUSA | Peter White, Canada |
| 1998 Syracuse | Mike McHugh, PlanetUSA | Dane Jackson, Canada (inj.) |
| 1997 Saint John | Peter Laviolette, World | Rob Murray, Canada |
| 1996 Hershey | Mitch Lamoureux and John Stevens, U.S. | Michel Picard and Gaston Gingras, Canada |
| 1995 Providence | Jody Gage and Tim Tookey, U.S. | Rich Chernomaz, Canada |

AHL All-Star Game Head Coaches

| | | |
|---------------------|--|---|
| 2019 Springfield | Mike Vellucci (Atlantic) and Benoit Groulx (North), East | Tim Army (Central) and Roy Sommer (Pacific), West |
| 2018 Utica | Jay Leach (Atlantic) and Sheldon Keefe (North), East | Pascal Vincent (Central) and Mike Van Ryn (Pacific), West |
| 2017 Lehigh Valley | Clark Donatelli (Atlantic) and Benoit Groulx (North), East | Todd Nelson (Central) and Mike Stothers (Pacific), West |
| 2016 Syracuse | Jay Leach (Atlantic) and Sheldon Keefe (North), East | Dean Evason (Central) and Mike Stothers (Pacific), West |
| 2015 Utica | Mike Stothers and Roy Sommer, East | Travis Green and John Anderson, West |
| 2014 St. John's | Jeff Blashill and Rob Zetter, AHL All-Stars | Leif Carlson, Färjestad BK |
| 2013 Providence | Jon Cooper and Luke Richardson, East | Dallas Eakins and Jeff Daniels, West |
| 2012 Atlantic City | Kurt Kleinendorst and Keith McCambridge, East | Todd Nelson and Dallas Eakins, West |
| 2011 Hershey | Mark French, East | John Hynes and Jared Bednar, West |
| 2010 Portland | Mark Morris, PlanetUSA | Mark French, Canada |
| 2009 Worcester | Don Granato, PlanetUSA | Bob Woods, Canada |
| 2008 Binghamton | Scott Gordon, PlanetUSA | Don Lever, Canada |
| 2007 Toronto | Todd Richards, PlanetUSA | Bruce Boudreau, Canada |
| 2006 Manitoba | Joe Mullen, PlanetUSA | John Stevens, Canada |
| 2005 Manchester | Bruce Boudreau, PlanetUSA | Claude Noel, Canada |
| 2004 Grand Rapids | Greg Cronin, PlanetUSA | Todd McLellan, Canada |
| 2003 Portland | Todd McLellan, PlanetUSA | John Anderson, Canada |
| 2002 St. John's | Bruce Cassidy, PlanetUSA | Jim Playfair, Canada |
| 2001 W-B/Scranton | Bill Armstrong, PlanetUSA | John Paddock, Canada |
| 2000 Rochester | Peter Laviolette, PlanetUSA | Roy Sommer, Canada |
| 1999 Philadelphia | John Cunniff, PlanetUSA | Bill Barber, Canada |
| 1998 Syracuse | Bill Barber, PlanetUSA | Bob Hartley, Canada |
| 1997 Saint John | John Tortorella, World | Greg Gilbert, Canada |
| 1996 Hershey | Robbie Ftorek, U.S. | Tom Watt, Canada |
| 1995 Providence | Barry Trotz, U.S. | Dave Allison and Paulin Bordeleau, Canada |
| 1959-60 Springfield | Frank Mathers, AHL All-Stars | Pat Egan, Springfield |
| 1958-59 Hershey | Jack Gordon and Bobby Kirk, AHL All-Stars | Frank Mathers, Hershey |
| 1957-58 Rochester | Johnny Crawford, AHL All-Stars | Jack Gordon, Cleveland |
| 1956-57 Providence | Frank Eddolls, AHL All-Stars | Johnny Crawford, Providence |
| 1955-56 Pittsburgh | Murray Henderson, AHL All-Stars | Howie Meeker, Pittsburgh |
| 1954-55 Hershey | Pat Egan, AHL All-Stars | Fred "Bun" Cook, Cleveland |
| 1942 Cleveland | Fred "Bun" Cook, East | Bill Cook, West |

**DID
YOU
KNOW?**

The first AHL All-Star Game was played in Cleveland in 1942 to raise funds for the American and Canadian Red Cross organizations during World War II.

AHL All-Star Classic

AHL All-Star Classic Participants (since 1995)

| | | | | | | |
|----------------------|--------------------|------------------------------|-----------------------|------------------------|---------------------|------------------------|
| -A- | Yuri Butsayev | 2001 | Jonathan Ericsson | 2008 | Danton Heinen | 2017 |
| Spencer Abbott | Dustin Byfuglien | 2007 | Tim Erixon | 2013 | Shawn Heins | 2000 |
| Luke Adam | -C- | | Len Esau | 1995 | Sami Helenius | 1997 |
| Kenny Agostino | Ryan Callahan | 2007 | Robert Esche | 1999 | Magnus Hellberg | 2015 |
| Andrew Agozzino | Jan Caloun | 1997 | -F- | | Connor Hellebuyck | 2015 |
| Sebastian Aho | Mike Cammalleri | 2005 | Brian Fahey | 2011 | Bryan Helmer | 2009 |
| Jake Allen | Andrew Campbell | 2019 | Cade Fairchild | 2012 | Josh Hennessy | 2007 |
| Jamie Allison | Brian Campbell | 2001 | Kelly Fairchild | 1996 | T.J. Hensick | 2008, 2010, 2011, 2012 |
| Matt Anderson | Jack Campbell | 2017 | Jeff Farkas | 2002 | Matt Herr | 2002, 2003, 2004 |
| Rasmus Andersson | Jim Campbell | 1996 | Rico Fata | 2000, 2002 | Jamie Heward | 1996, 1998 |
| Mike Angelidis | Carter Camper | 2012 | Eric Fehr | 2006 | Thomas Hickey | 2012 |
| Artem Anisimov | Pat Cannone | 2016 | Andrew Ference | 2001 | Matthew Highmore | 2018 |
| Mason Appleton | Kyle Capobianco | 2018, 2019 | Craig Ferguson | 2000 | Andy Hilbert | 2002, 2003, 2005 |
| Mark Arcobello | Greg Carey | 2019 | Chris Ferraro | 1997, 1999, 2003 | Dan Hinote | 2000 |
| Derek Armstrong | Jim Carey | 1995, 1999 | Peter Ferraro | 1997, 2001, 2003 | Mike Hoffman | 2014 |
| Tyler Arason | Mathieu Carle | 2011 | Eric Fichaud | 1996 | Jeff Hoggan | 2016 |
| Jamie Arnie | John Carlson | 2010 | Jonathan Filewich | 2007 | Justin Holl | 2018 |
| Cam Atkinson | Ryan Carpenter | 2016 | Ilari Filppula | 2011 | Jason Holland | 2001 |
| Serge Aubin | Daniel Carr | 2019 | Valtteri Filppula | 2006 | Michael Holmqvist | 2011* |
| Keith Aucoin | Connor Carrick | 2015, 2016 | Christian Fischer | 2017 | Braden Holtby | 2005* |
| Patrik Augusta | Trevor Carrick | 2016, 2019 | Rory Fitzpatrick | 1997, 1998, 2009 | Eric Houde | 1998 |
| Keith Aulie | Alexandre Carrier | 2017 | Wade Flaherty | 2006 | Bobby House | 2001 |
| Jared Aulin | Anson Carter | 1997 | Tomas Fleischmann | 2007 | Jimmy Howard | 2008 |
| Brady Austin | Mike Casselman | 1996 | Warren Foegele | 2018 | Jiri Hudler | 2004, 2006 |
| -B- | Frederic Cassivi | 2001 | Anton Forsberg | 2017 | Charles Hudon | 2015 |
| Anton Babchuk | Zdeno Chara | 1998 | Maxime Fortunus | 2015 | Kent Hulst | 2001 |
| Richard Bachman | Craig Charron | 1997, 1998, 2000 | Kurtis Foster | 2003 | Brad Hunt | 2013, 2015, 2016 |
| Sean Backman | Eric Charron | 1998 | Petr Franek | 1998 | Trent Hunter | 2003 |
| Casey Bailey | Jonathan Cheechoo | 2001 | Cody Franson | 2009 | Mike Hurlbut | 1995, 2000, 2001 |
| Justin Bailey | Rich Chernomaz | 1995 | Matt Fraser | 2012, 2013 | Andrew Hutchinson | 2004, 2005 |
| Scott Bailey | Jason Chimera | 2002 | Scott Fraser | 1998 | Michael Hutchinson | 2018 |
| Chris Bala | Eric Chouinard | 2001 | Jeff Frazee | 2009 | -I- | |
| Rudolfs Balcers | Casey Cizikas | 2012 | Dan Fritzsche | 2010 | Mike Iggulden | 2008, 2009 |
| Jozef Balej | Noah Clarke | 2004 | -G- | | Connor Ingram | 1999 |
| Keith Ballard | Daniel Cleary | 2000 | Jody Gage | 1995 | Ralph Intranuovo | 1995, 1996, 1997 |
| Mark Barberio | Adam Clendening | 2013 | Gabriel Gagne | 2018 | Matt Irwin | 2012 |
| Tyson Barrie | Braydon Coburn | 2006 | Simon Gamache | 2005 | -J- | |
| Victor Bartley | Jon Coleman | 1999 | Joe Gambardella | 2019 | Jason Jaffray | 2007, 2010, 2014 |
| Lubos Bartecko | Eric Comrie | 2016 | Mathieu Garon | 2005 | Dan Jancevski | 2004 |
| Drake Batherson | Cory Conacher | 2012, 2017, 2019 | Frederick Gaudreau | 2016 | Doug Janik | 2004 |
| Bates Battaglia | Kevin Connauton | 2012 | Michael Gaul | 2000, 2001 | Mark Jankowski | 2017 |
| Gregor Baumgartner | Brian Connelly | 2011, 2012 | Cameron Gaunce | 2016 | Tristan Jarry | 2017 |
| Nolan Baumgartner | Brett Connolly | 2014 | Gabe Gauthier | 2008 | Dustin Jeffrey | 2010, 2016 |
| Mathieu Beaudoin | Philippe Cornet | 2012 | Martin Gendron | 1995 | Nicklas Jensen | 2017 |
| Ken Belanger | Joe Corvo | 2003 | Nathan Gerbe | 2010, 2019 | Aaron Johnson | 2004 |
| Alex Belzile | Larry Courville | 1997 | Ken Gernander | 1996, 1999, 2000 | Tyler Johnson | 2013 |
| Andre Benoit | Marcel Cousineau | 1995, 1996 | Bruno Gervais | 2006 | Andreas Johnsson | 2018 |
| Bubba Berezna | Nick Cousins | 2016 | Brian Gibbons | 2014 | Blair Jones | 2010 |
| Sean Bergenheim | Logan Couture | 2010 | Christopher Gibson | 2018 | Martin Jones | 2011 |
| Patrice Bergeron | Mike Craig | 2000, 2002 | John Gilmour | 2018, 2019 | Michal Jordan | 2013 |
| Jonathan Bernier | Ryan Craig | 2017 | Gaston Gingras | 1996 | Derek Joslin | 2009 |
| Jean-Francois Berube | Greg Crozier | 2001 | Jonathan Girard | 2002 | Patrik Juhlin | 1997 |
| Antoine Bibeau | Mark Cullen | 2010 | Alexandre Giroux | 2007, 2009, 2010, 2011 | Jonas Junland | 2009, 2010 |
| Jiri Bicek | Matt Cullen | 1998 | Ray Giroux | 2000, 2002, 2003 | -K- | |
| Chad Billins | Kyle Cumiskey | 2009 | Karl Goehring | 2003 | Kaapo Kahkonen | 2019 |
| Jordan Binnington | Mark Cundari | 2013 | Alex Goligoski | 2008 | Dmitri Kalinin | 2000 |
| Martin Biron | Randy Cunneyworth | 2000 | Cody Goloubef | 2014 | Boyd Kane | 2012 |
| Ben Bishop | John Curry | 2011 | Barclay Goodrow | 2016 | Steve Kariya | 2002 |
| Oliver Bjorkstrand | Austin Czarnik | 2018 | Andrew Gordon | 2010, 2011 | Mattias Karlsson | 2009 |
| Mackenzie Blackwood | -D- | | Yanni Gourde | 2017 | Martins Karsums | 2009 |
| Jeff Blomberg | Pierre Dagenais | 2000 | Jean-Luc Grand-Pierre | 1999 | Zack Kassian | 2012 |
| Brandon Bochenski | Carl Dahlstrom | 2018 | Derek Grant | 2016 | Mike Keane | 2007 |
| Eric Boguniecki | Michael Dal Colle | 2019 | Benoit Gratton | 2001, 2004 | Bracken Kearns | 2013, 2018 |
| Brad Bombardier | Yann Danis | 2006, 2012, 2016 | Ryan Graves | 2016 | Justin Keller | 2008 |
| Dennis Bonvie | Craig Darby | 1995, 1998, 2002, 2004, 2005 | Denis Grebeshkov | 2005, 2006 | Ryan Keller | 2010, 2012 |
| Mark Borowicki | Mathieu Darche | 2007 | Anthony Greco | 2019 | Steve Kelly | 2004 |
| Robert Bortuzzo | Greg de Vries | 1997 | Andy Greene | 2007 | T.J. Kemp | 2007 |
| Jason Botterill | Kevin Dean | 1995 | A.J. Greer | 2017 | Tim Kennedy | 2015 |
| Joel Bouchard | Mark Dekanich | 2011 | Mark Greig | 2002 | Ryan Kesler | 2005 |
| Brian Boucher | Andy Delmore | 2006 | Alexandre Grenier | 2017, 2018 | Alexander Khokhlov | 2015, 2016 |
| Philippe Boucher | Pavol Demitra | 1996 | Seth Griffith | 2016 | Anton Khudobin | 2010 |
| Reid Boucher | Thatcher Demko | 2018 | Rocco Grimaldi | 2018 | Jakub Kindl | 2009 |
| Francis Bouillon | Nathan Dempsey | 2001, 2002 | Janne Gronwall | 1995, 1996 | Jason King | 2008 |
| Josef Boumedienne | Marc Denis | 1999 | Troy Grosenick | 2017, 2019 | Geordie Kinnear | 1996, 1995 |
| Chris Bourque | Mathieu Descoteaux | 2001 | Danny Groulx | 2010 | Mikko Kiprusoff | 2000, 2001 |
| Rene Bourque | Cedrick Desjardins | 2010 | Philipp Grubauer | 2015 | Brenden Kichton | 2014 |
| Jay Bouwmeester | Niko Dimitrakos | 2003 | John Gruden | 2002 | Linus Klasen | 2011 |
| Johnny Boychuk | Rick DiPietro | 2002 | Eric Gryba | 2013 | Sergei Klimentiev | 1999 |
| Dustin Boyd | Jon DiSalvatore | 2012 | Radko Gudas | 2013 | Fred Knipscheer | 1995 |
| Travis Boyd | Robert Dome | 1998 | Kristers Gudleviskis | 2016 | Chuck Kobasew | 2005 |
| Brad Boyes | Hnat Domenichelli | 1997, 1998 | Brendan Guhle | 2019 | Dustin Kohn | 2010 |
| Dan Boyle | Matt Donovan | 2013, 2019 | Steve Guolla | 1997, 1998, 1999 | Ladislav Kohn | 1999 |
| Kevin Boyle | Jake Dowell | 2016 | Miroslav Guren | 2001 | Ville Koistinen | 2007 |
| Erik Brannstrom | Harold Druken | 2000 | Denis Gurianov | 2019 | Mikko Koivu | 2005 |
| Justin Braun | Wade Dubielewicz | 2004, 2007 | Derek Gustafson | 2003 | Krys Kolanos | 2012 |
| Rich Brennan | Matt Dumba | 2015 | Erik Gustafsson | 2011 | Chad Kolarik | 2013 |
| T.J. Brennan | Gabriel Dumont | 2013 | -H- | | Vitaly Kolesnik | 2006 |
| Daniel Briere | J.P. Dumont | 1999 | Matt Hackett | 2012 | Mike Komisarek | 2003 |
| Martin Brochu | Craig Duncanson | 1995 | Sean Haggerty | 1999 | Petri Kontiola | 2009 |
| Mike Brodeur | Mike Dunham | 1996 | Ron Hainsey | 2002 | Josef Korenar | 2019 |
| T.J. Brodie | Vince Dunn | 2007 | Jaroslav Halak | 2007 | Andrei Kostitsyn | 2007 |
| Jonny Brodzinski | Micki DuPont | 2002, 2008 | Denis Hamel | 2000, 2006, 2008 | Michael Kostka | 2016 |
| Sheldon Brookbank | Yanick Dupre | 1995 | Dan Hamhuis | 2005 | Tom Kostopoulos | 2002, 2015 |
| Laurent Brossoit | -E- | | Jeff Hamilton | 2004 | Ryan Kraft | 2001, 2002 |
| Troy Brouwer | Mark Eaton | 2000 | Ryan Hamilton | 2012, 2013 | Jason Krog | 2008 |
| Connor Brown | Andrew Ebbett | 2008 | Michal Handzus | 1998 | Niklas Kronwall | 2005 |
| Dustin Brown | Tyler Eckford | 2010 | Christian Hanson | 2010 | Vlastimil Kroupa | 1998 |
| Kevin Brown | Christian Ehrhoff | 2005 | Johan Harju | 2011 | Luke Kunin | 2018 |
| Andrew Brunette | Neil Eisenhut | 1995 | David Harlock | 1996 | Chris Kunitz | 2004 |
| Barry Brust | Patrik Elias | 1997 | Peter Harrold | 2007, 2008 | Joel Kwiatkowski | 2008 |
| Peter Budaj | Lars Eller | 2010 | Mark Hartigan | 2006 | Jordan Kyrou | 2019 |
| Michael Bunting | Keaton Ellerby | 2010 | Ryan Hartman | 2016 | -I- | |
| Valeri Bure | Stefan Elliott | 2015 | Darren Haydar | 2003, 2007, 2012 | Jason LaBarbera | 2005, 2007 |
| Sven Butenschon | Morgan Ellis | 2016 | Eric Healey | 2002, 2006 | Jean-Francois Labbe | 1996, 1997, 1998, 2000 |
| Bobby Butler | Ray Emery | 2003, 2004 | Paul Healey | 2001 | Bob Lachance | 1997 |
| | Steve Eminger | 2005 | Pierre Hedin | 2004 | Quintin Laing | 2013 |
| | Tyler Ennis | 2010 | Jonathan Hedstrom | 2003 | Marc Lamothe | 2003 |



AHL All-Star Classic

| | | | | | | | |
|----------------------------|------------------------------------|----------------------------|------------------------------|---------------------------|------------------------------|----------------------------|------------------------|
| Mitch Lamoureux..... | 1996 | Matt Murley..... | 2004 | Michal Repik..... | 2011 | Brian Swanson..... | 2002 |
| Scott Langkow..... | 1997, 1998 | Dan Murphy..... | 2000 | Travis Richards..... | 2004 | Tim Sweeney..... | 1996 |
| Martin Lapointe..... | 1995 | Curtis Murphy..... | 2002, 2003, 2004, 2006, 2007 | Barry Richter..... | 1996, 1998 | Danny Syvret..... | 2009 |
| Daniel Larsson..... | 2009 | Mark Murphy..... | 2001 | Pekka Rinne..... | 2006, 2008 | Jordan Szwarz..... | 2019 |
| Steve Larouche..... | 1995 | Ryan Murphy..... | 2015 | Patrick Rissmiller..... | 2006, 2010 | -T- | |
| Matt Lashoff..... | 2007, 2008 | Marty Murray..... | 1996, 1997 | Nick Ritchie..... | 2016 | Jeff Taffe..... | 2003, 2009, 2013 |
| Peter Laviolette..... | 1997 | Rob Murray..... | 1997 | Jamie Rivers..... | 1996, 1997 | Jeff Tambellini..... | 2006, 2008 |
| Kirby Law..... | 2004, 2006 | Anders Myrvold..... | 1997 | Colby Robak..... | 2012 | Eric Tangradi..... | 2011 |
| Curtis Lazar..... | 2019 | -N- | | Nathan Robinson..... | 2004 | Matt Taormina..... | 2015, 2016, 2017, 2018 |
| Manny Legace..... | 1996 | Ladislav Nagy..... | 2000 | Randy Robitaille..... | 1999 | Jamie Tardif..... | 2013 |
| Brian Lee..... | 2008 | John Namestnikov..... | 1997 | Travis Roche..... | 2005 | Joey Tenute..... | 2008 |
| Robin Lehner..... | 2013 | Vladislav Namestnikov..... | 2015 | Bryan Rodney..... | 2010, 2011 | Chris Terry..... | 2012, 2017, 2018, 2019 |
| Kari Lehtonen..... | 2005* | Gregg Naumenko..... | 2000 | Stacy Roest..... | 1998 | Alexei Tezikov..... | 2001 |
| Mikko Lehtonen..... | 2010 | Nick Naumenko..... | 2002 | Dwayne Roloson..... | 1995, 1996, 2001 | Paul Thompson..... | 2015 |
| Taylor Leier..... | 2017 | Jeff Nelson..... | 1995, 1996 | Pavel Rosa..... | 2004 | Brad Tiley..... | 1999, 2000, 2005 |
| Michael Leighton..... | 2002, 2008, 2012, 2016, 2017 | Jan Nemecek..... | 1998 | Calle Rosen..... | 2019 | Devon Toews..... | 2017 |
| Brendan Leipsic..... | 2015 | Aaron Ness..... | 2015 | Jack Roslovic..... | 2017 | Tyler Toffoli..... | 2013 |
| Josh Leivo..... | 2016 | Kris Newbury..... | 2007+ | Jared Ross..... | 2009 | Dustin Tokarski..... | 2014 |
| David LeNeveu..... | 2004 | Nino Niederreiter..... | 2013 | Jean-Yves Roy..... | 1995 | Tim Tookey..... | 1995 |
| Joel L'Esperance..... | 2019 | Antero Niittymaki..... | 2005 | Jimmy Roy..... | 2006 | Pascal Trepanier..... | 1998 |
| Junior Lessard..... | 2006 | Maxim Noreau..... | 2010, 2011 | Darren Rumble..... | 1997 | John Tripp..... | 2003 |
| Anders Lindback..... | 2018 | Mika Noronen..... | 2002 | Robbie Russo..... | 2017 | Jean-Guy Trudel..... | 2001, 2002, 2003 |
| Oscar Lindblom..... | 2018 | Dwayne Norris..... | 1995, 1996 | Bobby Ryan..... | 2008 | Alex Tuch..... | 2017 |
| Esa Lindell..... | 2016 | Mattias Norstrom..... | 1995 | Derek Ryan..... | 2016 | Marko Tuominen..... | 1996, 2001 |
| Charlie Lindgren..... | 2017 | Brad Norton..... | 2000 | Michael Ryan..... | 2009 | T.J. Tynan..... | 2016, 2018 |
| Joakim Lindstrom..... | 2008 | Filip Novak..... | 2003, 2006, 2007 | Kerby Rychel..... | 2017 | -U- | |
| David Ling..... | 1996 | Lawrence Nycholat..... | 2005, 2006, 2008 | -S- | | Linus Ulmark..... | 2017, 2018 |
| Charles Linglet..... | 2010 | William Nylander..... | 2016 | Dany Sabourin..... | 2006 | Layne Ulmer..... | 2006 |
| Neil Little..... | 2002 | Gustav Nyquist..... | 2012, 2013 | Frederic St. Denis..... | 2012, 2014 | Alexander Urbom..... | 2012 |
| Corey Locke..... | 2006, 2008, 2009, 2010, 2011, 2012 | -O- | | Martin St. Louis..... | 1999 | -V- | |
| Alexei Lojkin..... | 1997 | Jordan Oesterle..... | 2017 | Martin St. Pierre..... | 2006, 2007, 2008, 2010, 2013 | Mitchell Vande Sompel..... | 2018 |
| Brian Loney..... | 1996 | Jamie Oleksiak..... | 2013 | Alexander Salak..... | 2010 | Vitek Vanecek..... | 2019 |
| Matt Lorito..... | 2017, 2018 | Gustav Olofsson..... | 2016 | Brian Salcido..... | 2008, 2009 | Vaclav Varada..... | 1997, 1998 |
| Ben Lovejoy..... | 2009 | Mark Olver..... | 2011 | Tony Salmelainen..... | 2005 | Sergei Varlamov..... | 2003 |
| Vincent LoVerde..... | 2016, 2017 | Will O'Neill..... | 2016 | Jerome Samson..... | 2011 | Phil Varone..... | 2015 |
| Joel Lundqvist..... | 2007 | Daniel O'Regan..... | 2017 | Curtis Sanford..... | 2011 | Herbert Vasiljevs..... | 1999 |
| Ross Lupaschuk..... | 2003 | Cal O'Reilly..... | 2009, 2010, 2015, 2016, 2019 | Bobby Sanguinetti..... | 2009#, 2010, 2015 | Rylien Vauclair..... | 2004 |
| Doug Lynch..... | 2004 | Chris O'Sullivan..... | 1999, 2000, 2001 | Mike Santorelli..... | 2009 | Juan Vesce..... | 2006, 2009 |
| -M- | | Patrick O'Sullivan..... | 2006 | Cory Sarich..... | 1999 | J.P. Vigier..... | 2002 |
| Clarke MacArthur..... | 2007 | Maxime Ouellet..... | 2003 | Philippe Sauve..... | 2003 | Terry Virtue..... | 1997, 2004 |
| Andrew MacDonald..... | 2009 | Michel Ouellet..... | 2005 | Andre Savage..... | 1999 | Ivan Vishnevskiy..... | 2010 |
| Jacob MacDonald..... | 2018 | Xavier Ouellet..... | 2016 | Marc Savard..... | 1998 | Tomas Vokoun..... | 1997 |
| Joey MacDonald..... | 2005 | Nathan Oystriick..... | 2007, 2011 | Colton Sceivour..... | 2014 | Anton Volchenkov..... | 2005 |
| Spencer Machacek..... | 2011 | -P- | | Nolan Schaefer..... | 2008 | Alexandre Volchokov..... | 2000 |
| Drew MacIntyre..... | 2008 | Nathan Paetsch..... | 2006 | Cameron Schilling..... | 2018 | Vladimir Vorobiev..... | 1998 |
| Derek MacKenzie..... | 2009 | Brett Palin..... | 2009 | Cole Schneider..... | 2017 | Slava Voynov..... | 2010, 2011 |
| Brett MacLean..... | 2009, 2011 | Kyle Palmieri..... | 2011, 2012 | Cory Schneider..... | 2009 | Petr Vrana..... | 2008 |
| Donald MacLean..... | 2002, 2006 | Jay Pandolfo..... | 1998 | Rob Schremp..... | 2008, 2016 | -W- | |
| Austin Madaisky..... | 2015 | Richard Panik..... | 2013 | Paxton Schulte..... | 1996 | Chris Wagner..... | 2015 |
| John Madden..... | 1999 | Justin Papineau..... | 2002, 2003 | Corey Schwab..... | 1995 | Scott Walker..... | 1995 |
| Tomas Malec..... | 2003 | Adam Parzy..... | 2008 | Marek Schwarz..... | 2007 | Sean Walker..... | 2019 |
| Stewart Malgunas..... | 1998 | Zach Parise..... | 2005 | Travis Scott..... | 2002 | Derrick Walser..... | 2002, 2008 |
| Mark Mancari..... | 2008, 2009 | Richard Park..... | 1999 | Darrel Scoville..... | 2000 | Wes Walz..... | 1996 |
| Eric Manlow..... | 2001 | Steve Passmore..... | 1999 | Brandon Segal..... | 2009 | Kyle Wanvig..... | 2004 |
| Cameron Mann..... | 2001 | Jean-Marc Pelletier..... | 1999, 2000, 2002 | Pierre Sevigny..... | 1996, 2000, 2001 | Jason Ward..... | 2003 |
| Brandon Manning..... | 2013, 2015 | Mike Peluso..... | 2000, 2003 | Tyson Sexsmith..... | 2012 | David Warsofsky..... | 2017 |
| Norm Maracle..... | 1998 | Eric Perrin..... | 2004, 2005 | Mike Sgarbossa..... | 2013 | Francis Wathier..... | 2011 |
| Alexey Marchenko..... | 2014 | Francis Perron..... | 2019 | Ryan Shannon..... | 2006 | Jordan Weal..... | 2015, 2017 |
| Jonathan Marchessault..... | 2012, 2013, 2015 | Ricard Persson..... | 1996 | Patrick Sharp..... | 2005 | Mike Weber..... | 2010 |
| Josef Marha..... | 1998, 2001 | Justin Peters..... | 2010, 2013 | Logan Shaw..... | 2019 | Yannick Weber..... | 2009 |
| Danny Markov..... | 1998 | Cal Petersen..... | 2018 | Hunter Shinkaruk..... | 2016 | Mackenzie Weegar..... | 2017 |
| Jacob Markstrom..... | 2015 | Toby Petersen..... | 2001, 2008 | Brendan Shinnimin..... | 2015 | Tyler Weiman..... | 2009 |
| Cooper Marody..... | 2019 | Alex Petrovic..... | 2015 | Sergei Shirokov..... | 2010, 2011 | Noah Welch..... | 2006 |
| Mike Martin..... | 2003 | Robert Petrovicky..... | 1995 | Timofei Shishkanov..... | 2004 | Andy Welinski..... | 2018 |
| Jon Matsumoto..... | 2010 | Emil Pettersson..... | 2018 | Drew Shore..... | 2013, 2015 | Kyle Wellwood..... | 2004, 2005 |
| Christian Matte..... | 2000 | Alexandre Picard (D)..... | 2008 | Denis Shvidki..... | 2001, 2004 | Erik Westrum..... | 2006, 2007 |
| Chris McAlpine..... | 1997 | Michel Picard..... | 1995, 1996 | Peter Sidorkiewicz..... | 1997 | Peter White..... | 1997, 1998, 1999 |
| Michael McCarron..... | 2016 | Brandon Pirri..... | 2012, 2014 | Jaime Sifers..... | 2009 | Trent Whitfield..... | 2003, 2013 |
| Shawn McCosh..... | 1998 | Joni Pitkanen..... | 2005 | Jon Sim..... | 2003 | Joe Whitney..... | 2014, 2015 |
| Colin McDonald..... | 2011, 2012, 2019 | Lance Pitlick..... | 1995 | Mike Siso..... | 2016 | Chris Wideman..... | 2015 |
| Curtis McElhinney..... | 2007, 2013 | Libor Pivko..... | 2006 | Colton Sissons..... | 2014 | Dennis Wideman..... | 2005 |
| Mike McHugh..... | 1997, 1998 | Alex Plante..... | 2012 | Jack Skille..... | 2010 | David Wilkie..... | 1995 |
| Zane McIntyre..... | 2017 | Tomas Plekanec..... | 2004, 2005 | Brett Skinner..... | 2008 | Jason Williams..... | 2002 |
| Mike McKenna..... | 2016 | Steve Poapst..... | 1995 | John Slaney..... | 2000, 2001, 2002, 2003, 2006 | Jeff Williams..... | 1999 |
| Andrew McKim..... | 1995 | Thomas Pock..... | 2006 | Brandon Smith..... | 2004 | Jeremy Williams..... | 2011 |
| Brayden McNabb..... | 2013, 2014 | Jason Podollan..... | 1997 | C.J. Smith..... | 2018 | Shane Willis..... | 1999 |
| Mark McNeill..... | 2015 | John Pohl..... | 2006 | Trevor Smith..... | 2012 | Clay Wilson..... | 2008, 2011, 2012 |
| Derek Meech..... | 2007, 2013 | Emile Poirier..... | 2015 | Peter Smrek..... | 2001 | Landon Wilson..... | 1999 |
| Dean Melanson..... | 1999 | Kevin Porter..... | 2013 | Brad Smyth..... | 2001 | Brian Wiseman..... | 1997 |
| Nick Merkley..... | 2018 | Paul Postma..... | 2011, 2012 | Jason Spezza..... | 2003, 2005 | Chad Wiseman..... | 2004 |
| Scott Metcalfe..... | 1996 | Brian Pothier..... | 2003, 2005 | Daniel Sprong..... | 2018 | Johan Witehall..... | 1999 |
| Jacob Middleton..... | 2019 | Ryan Potulny..... | 2009 | Eric Staal..... | 2005 | Christian Wolanin..... | 2019 |
| Andy Miele..... | 2012 | Andrew Poturalski..... | 2019 | Drew Stafford..... | 2007 | Kyle Wood..... | 2017 |
| Craig Millar..... | 1998 | Derrick Pouliot..... | 2015 | Garrett Stafford..... | 2004 | Mark Wotton..... | 1998, 2011 |
| Andrew Miller..... | 2015 | Shane Prince..... | 2015 | Alex Stalock..... | 2010 | Andy Wozniowski..... | 2010 |
| Colin Miller..... | 2015 | Vaclav Prospal..... | 1997 | Rastislav Stana..... | 2004# | Bob Wren..... | 1998, 1999, 2000 |
| J.T. Miller..... | 2013 | Boris Protsenko..... | 1999 | Robb Stauber..... | 1997, 1998 | -Y- | |
| Kip Miller..... | 2007 | Ethan Prow..... | 2019 | Charlie Stephens..... | 2003 | Keith Yandle..... | 2007 |
| Ryan Miller..... | 2004, 2005 | Matt Puempel..... | 2018 | Mitchell Stephens..... | 2018 | Alexei Yegorov..... | 1998 |
| Chris Minard..... | 2009 | Teemu Pulkkinen..... | 2015 | Brett Sterling..... | 2007, 2008, 2010 | Vitali Yermeyev..... | 2001 |
| Mike Minard..... | 2001 | Teddy Purcell..... | 2008, 2009 | John Stevens..... | 1996, 1997 | -Z- | |
| Graham Mink..... | 2010 | -Q- | | Cory Stillman..... | 1995 | Miroslav Zalesak..... | 2004 |
| Roy Mitchell..... | 1995 | John Quenneville..... | 2019 | Anthony Stolarz..... | 2016 | Jeff Zatkoff..... | 2012 |
| Sam Montembeault..... | 2019 | Alan Quine..... | 2016 | Matej Stransky..... | 2017 | Peter Zedel..... | 1998 |
| Jim Montgomery..... | 1996, 1999 | -R- | | Ben Street..... | 2014 | Alexandre Zhurik..... | 1996 |
| Brandon Montour..... | 2016, 2017 | Rhett Rakhshani..... | 2011 | Dylan Strome..... | 2018 | Mike Zigomanis..... | 2004 |
| Al Montoya..... | 2006 | Karri Ramo..... | 2007 | Ryan Strome..... | 2014 | Tomas Zizka..... | 2003 |
| Greg Moore..... | 2008 | Brendan Ranford..... | 2016 | Jordan Subban..... | 2017 | Mats Zuccarello..... | 2012 |
| John Moore..... | 2011 | Mikko Rantanen..... | 2016 | P.K. Subban..... | 2010 | Jason Zucker..... | 2013 |
| Trevor Moore..... | 2019 | Tuukka Rask..... | 2008 | Radoslav Suchy..... | 1999 | Valentin Zykov..... | 2018 |
| Brad Moran..... | 2007 | Ty Rattie..... | 2015, 2018 | Aleksander Sjuglovov..... | 2006 | Andrei Zyuzin..... | 1999 |
| Travis Morin..... | 2014 | Ryan Ready..... | 2003 | Sean Sullivan..... | 2010 | | |
| Valentin Morozov..... | 1999 | Marty Reasoner..... | 2000 | Steve Sullivan..... | 1995, 1996 | | |
| Brendan Morrison..... | 1998 | Zach Redmond..... | 2012 | Chris Summers..... | 2013 | | |
| Mike Mottau..... | 2001, 2002, 2006 | Brian Regan..... | 2001 | Tomas Surovy..... | 2003 | | |
| Joe Motzko..... | 2007, 2008, 2009 | Richie Regehr..... | 2006 | Brett Sutter..... | 2018 | | |
| Mark Mowers..... | 2003 | Craig Reichert..... | 1997 | Ken Sutton..... | 1999 | | |
| Petr Mrizek..... | 2013 | Brandon Reid..... | 2004 | Niklas Svedberg..... | 2013 | | |
| Chris Mueller..... | 2012 | Erik Reitz..... | 2008 | Jaroslav Svejkovsky..... | 1997 | | |
| Bryan Muir..... | 2004 | Sheldon Rempal..... | 2019 | Alexander Svitov..... | 2005 | | |

*dressed but DNP in Skills or Game
#DNP in Game (inj.)
+DNP in Game (recall)





★★ AHL ★★ ALL STAR CLASSIC SPRINGFIELD MGM SPRINGFIELD



Photos: Danny Baxter, China Wong, Kelly Shea, John McCreary/AHL

American Hockey League Standings and Leaders, 1936-2019

In 1936, Cleveland, Pittsburgh, Buffalo and Syracuse of the International circuit joined with New Haven, Philadelphia, Providence and Springfield of the Can-Am League, to form the American Hockey League.

The following pages contain standings, playoff results and leading scorers and goaltenders since the inception of the American Hockey League.

1936-37

EASTERN DIVISION

| | GP | W | L | T | PTS | GF | GA |
|----------------|----|----|----|---|-----|-----|-----|
| x-Philadelphia | 48 | 26 | 14 | 8 | 60 | 149 | 106 |
| x-Springfield | 48 | 22 | 17 | 9 | 53 | 117 | 125 |
| x-Providence | 48 | 21 | 20 | 7 | 49 | 122 | 125 |
| New Haven | 48 | 14 | 28 | 6 | 34 | 107 | 142 |

WESTERN DIVISION

| | GP | W | L | T | PTS | GF | GA |
|--------------|----|----|----|---|-----|-----|-----|
| x-Syracuse | 48 | 27 | 16 | 5 | 59 | 173 | 129 |
| x-Pittsburgh | 48 | 21 | 22 | 5 | 47 | 122 | 124 |
| Cleveland | 48 | 13 | 27 | 8 | 34 | 113 | 152 |
| Buffalo* | 11 | 3 | 8 | 0 | 6 | 23 | 30 |

*Buffalo withdrew, Dec. 9, 1936, and all games involving Buffalo were eliminated from counting in the standings.

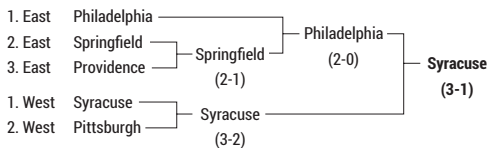
Leading Scorers

| | GP | G | A | PTS |
|-----------------------------|----|----|----|-----|
| Jack Markle, Syracuse | 48 | 21 | 39 | 60 |
| Clint Smith, Philadelphia | 47 | 25 | 29 | 54 |
| Bryan Hextall, Philadelphia | 48 | 29 | 23 | 52 |
| Eddie Convey, Syracuse | 48 | 12 | 37 | 49 |
| Jack Keating, Providence | 48 | 12 | 31 | 43 |
| Lorne Duguid, Providence | 47 | 20 | 21 | 41 |
| Norm Mann, Syracuse | 46 | 17 | 24 | 41 |
| Charlie Mason, Philadelphia | 48 | 25 | 15 | 40 |
| Bazel Doran, Syracuse | 48 | 24 | 15 | 39 |
| Art Jackson, Syracuse | 29 | 17 | 21 | 38 |

Leading Goaltenders

| | GP | W | L | T | GAA |
|-----------------------------|----|----|----|---|------|
| Bert Gardiner, Philadelphia | 48 | 26 | 14 | 8 | 2.21 |
| Earl Robertson, Pittsburgh | 29 | 14 | 14 | 0 | 2.55 |
| Paddy Byrne, Providence | 48 | 21 | 20 | 7 | 2.60 |
| Benny Grant, Springfield | 48 | 22 | 17 | 9 | 2.62 |
| Alfie Moore, New Haven | 28 | 8 | 14 | 6 | 2.64 |

Playoffs (By Games)



1937-38

EASTERN DIVISION

| | GP | W | L | T | PTS | GF | GA |
|----------------|----|----|----|---|-----|-----|-----|
| x-Providence | 48 | 25 | 16 | 7 | 57 | 114 | 86 |
| x-Philadelphia | 48 | 26 | 18 | 4 | 56 | 134 | 108 |
| x-New Haven | 48 | 13 | 28 | 7 | 33 | 93 | 131 |
| Springfield | 48 | 10 | 30 | 8 | 28 | 96 | 140 |

WESTERN DIVISION

| | GP | W | L | T | PTS | GF | GA |
|--------------|----|----|----|----|-----|-----|-----|
| x-Cleveland | 48 | 25 | 12 | 11 | 61 | 126 | 114 |
| x-Pittsburgh | 48 | 22 | 18 | 8 | 52 | 100 | 104 |
| x-Syracuse | 48 | 21 | 20 | 7 | 49 | 142 | 122 |

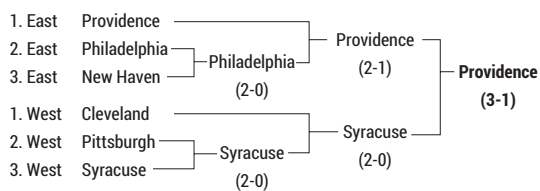
Leading Scorers

| | GP | G | A | PTS |
|------------------------------|----|----|----|-----|
| Jack Markle, Syracuse | 48 | 22 | 32 | 54 |
| Eddie Convey, Syracuse | 48 | 19 | 33 | 52 |
| Lorne Duguid, Cleveland | 48 | 22 | 27 | 49 |
| Les Cunningham, Cleveland | 48 | 19 | 28 | 47 |
| Phil Hergesheimer, Cleveland | 47 | 25 | 20 | 45 |
| Chuck Mason, Philadelphia | 45 | 24 | 20 | 44 |
| Bob Carse, Philadelphia | 48 | 15 | 25 | 40 |
| Alex "Bud" Cook, Cleveland | 43 | 13 | 27 | 40 |
| Oscar Asmundson, New Haven | 44 | 13 | 26 | 39 |
| Murray Armstrong, Syracuse | 35 | 7 | 31 | 38 |

Leading Goaltenders

| | GP | W | L | T | GAA |
|-------------------------------------|----|----|----|---|------|
| Frank Brimsek, Providence-New Haven | 48 | 25 | 16 | 7 | 1.79 |
| Alfie Moore, Pittsburgh | 39 | 19 | 14 | 6 | 2.05 |
| Bert Gardiner, Philadelphia | 48 | 26 | 18 | 4 | 2.25 |
| Moe Roberts, Cleveland | 45 | 24 | 11 | 9 | 2.29 |
| Phil Stein, Syracuse | 48 | 21 | 20 | 7 | 2.54 |

Playoffs (By Games)



All-Time Standings

1938-39

| EASTERN DIVISION | | | | | | | |
|------------------|----|----|----|----|-----|-----|-----|
| | GP | W | L | T | PTS | GF | GA |
| x-Philadelphia | 54 | 32 | 17 | 5 | 69 | 214 | 161 |
| x-Providence | 54 | 21 | 22 | 11 | 53 | 136 | 153 |
| x-Springfield | 54 | 16 | 29 | 9 | 41 | 121 | 179 |
| New Haven | 54 | 14 | 30 | 10 | 38 | 114 | 174 |
| WESTERN DIVISION | | | | | | | |
| | GP | W | L | T | PTS | GF | GA |
| x-Hershey | 54 | 31 | 18 | 5 | 67 | 140 | 110 |
| x-Syracuse | 54 | 26 | 19 | 9 | 61 | 152 | 117 |
| x-Cleveland | 54 | 23 | 22 | 9 | 55 | 145 | 138 |
| Pittsburgh | 54 | 22 | 28 | 4 | 48 | 176 | 166 |

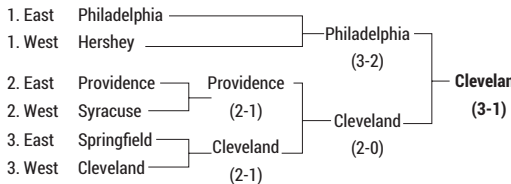
Leading Scorers

| | GP | G | A | PTS |
|------------------------------------|----|----|----|-----|
| Don Deacon, Pittsburgh | 46 | 24 | 41 | 65 |
| Bob Carse, Philadelphia | 54 | 24 | 33 | 57 |
| Kilby MacDonald, Philadelphia | 49 | 18 | 37 | 55 |
| Murray Armstrong, Syracuse | 50 | 27 | 27 | 54 |
| Joe Krol, Philadelphia | 54 | 24 | 30 | 54 |
| Phil Hergesheimer, Cleveland | 54 | 34 | 19 | 53 |
| Lorne Duguid, Pittsburgh-Cleveland | 54 | 19 | 32 | 51 |
| Norm Locking, Syracuse | 53 | 20 | 30 | 50 |
| Bobby Kirk, Philadelphia | 49 | 14 | 36 | 50 |
| Cliff Barton, Philadelphia | 52 | 21 | 28 | 49 |
| Wilfie Starr, Providence | 50 | 16 | 33 | 49 |

Leading Goaltenders

| | GP | W | L | T | GAA |
|-----------------------------|----|----|----|---|------|
| Alfie Moore, Hershey | 53 | 31 | 18 | 4 | 1.98 |
| Phil Stein, Syracuse | 49 | 23 | 18 | 8 | 2.02 |
| Moe Roberts, Cleveland | 54 | 23 | 22 | 9 | 2.56 |
| Bert Gardiner, Philadelphia | 52 | 32 | 16 | 4 | 2.88 |
| Nick Damore, Providence | 43 | 16 | 18 | 9 | 2.93 |

Playoffs (By Games)



1939-40

| EASTERN DIVISION | | | | | | | |
|------------------|----|----|----|----|-----|-----|-----|
| | GP | W | L | T | PTS | GF | GA |
| x-Providence | 54 | 27 | 19 | 8 | 62 | 161 | 157 |
| x-New Haven | 54 | 27 | 24 | 3 | 57 | 177 | 183 |
| x-Springfield | 54 | 24 | 24 | 6 | 54 | 166 | 149 |
| Philadelphia | 54 | 15 | 31 | 8 | 38 | 133 | 170 |
| WESTERN DIVISION | | | | | | | |
| | GP | W | L | T | PTS | GF | GA |
| x-Indianapolis | 56 | 26 | 20 | 10 | 62 | 174 | 144 |
| x-Hershey | 56 | 27 | 24 | 5 | 59 | 154 | 156 |
| x-Pittsburgh | 56 | 25 | 22 | 9 | 59 | 152 | 133 |
| Cleveland | 56 | 24 | 24 | 8 | 56 | 127 | 130 |
| Syracuse | 56 | 20 | 27 | 9 | 49 | 147 | 169 |

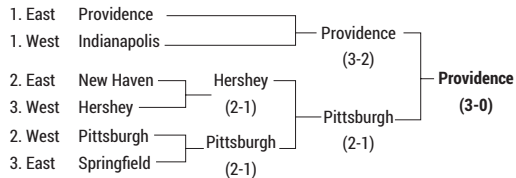
Leading Scorers

| | GP | G | A | PTS |
|-----------------------------|----|----|----|-----|
| Norm Locking, Syracuse | 55 | 31 | 32 | 63 |
| Fred Thurier, Springfield | 54 | 28 | 32 | 60 |
| Tony Hemmerling, New Haven | 51 | 26 | 31 | 57 |
| Max Bennett, Syracuse | 56 | 25 | 31 | 56 |
| Ron Hudson, Indianapolis | 54 | 27 | 27 | 54 |
| George Patterson, New Haven | 54 | 25 | 27 | 52 |
| Eddie Convey, Syracuse | 53 | 17 | 33 | 50 |
| Jack Toupin, Syracuse | 49 | 16 | 34 | 50 |
| Marcel Tremblay, New Haven | 51 | 23 | 24 | 47 |
| Norm Schultz, Springfield | 54 | 21 | 25 | 46 |

Leading Goaltenders

| | GP | W | L | T | GAA |
|----------------------------|----|----|----|---|------|
| Moe Roberts, Cleveland | 56 | 24 | 24 | 8 | 2.32 |
| Jimmy Franks, Indianapolis | 29 | 16 | 7 | 6 | 2.34 |
| Harvey Teno, Pittsburgh | 56 | 25 | 22 | 9 | 2.38 |
| Nick Damore, Hershey | 42 | 21 | 18 | 3 | 2.60 |
| Benny Grant, Springfield | 54 | 24 | 24 | 6 | 2.76 |

Playoffs (By Games)



All-Time Standings

1940-41

| | EASTERN DIVISION | | | | | | |
|---------------|------------------|----|----|---|-----|-----|-----|
| | GP | W | L | T | PTS | GF | GA |
| x-Providence | 56 | 31 | 21 | 4 | 66 | 196 | 171 |
| x-New Haven | 56 | 27 | 21 | 8 | 62 | 179 | 153 |
| x-Springfield | 56 | 26 | 21 | 9 | 61 | 157 | 149 |
| Philadelphia | 56 | 25 | 25 | 6 | 56 | 166 | 167 |

| | WESTERN DIVISION | | | | | | |
|--------------|------------------|----|----|----|-----|-----|-----|
| | GP | W | L | T | PTS | GF | GA |
| x-Cleveland | 56 | 26 | 21 | 9 | 61 | 177 | 162 |
| x-Hershey | 56 | 24 | 23 | 9 | 57 | 193 | 189 |
| x-Pittsburgh | 56 | 21 | 29 | 6 | 48 | 156 | 170 |
| Buffalo | 56 | 19 | 27 | 10 | 48 | 148 | 176 |
| Indianapolis | 56 | 17 | 28 | 11 | 45 | 133 | 168 |

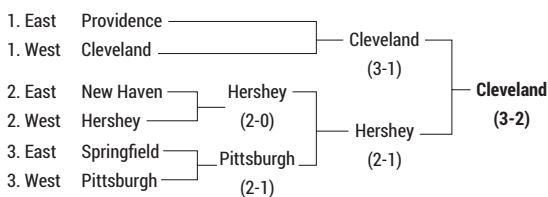
Leading Scorers

| | GP | G | A | PTS |
|-----------------------------|----|----|----|-----|
| Les Cunningham, Cleveland | 56 | 22 | 42 | 64 |
| Fred Thurier, Springfield | 41 | 29 | 31 | 60 |
| Glen Brydson, Springfield | 54 | 20 | 36 | 56 |
| Ab DeMarco, Providence | 55 | 20 | 34 | 54 |
| Wally Kilrea, Hershey | 55 | 17 | 37 | 54 |
| Lloyd Roubell, Pittsburgh | 53 | 22 | 31 | 53 |
| George Patterson, New Haven | 45 | 19 | 33 | 52 |
| Lude Wareing, Philadelphia | 55 | 24 | 25 | 49 |
| Bob Gracie, Buffalo | 56 | 22 | 26 | 48 |
| Herb Foster, Philadelphia | 53 | 24 | 22 | 46 |
| Pat McReavy, Hershey | 51 | 21 | 25 | 46 |

Leading Goaltenders

| | GP | W | L | T | GAA |
|---|----|----|----|---|------|
| Chuck Rayner, Springfield | 36 | 17 | 13 | 6 | 2.29 |
| Phil Stein, New Haven | 53 | 26 | 21 | 6 | 2.53 |
| Harvey Teno, Pittsburgh-Cleveland-Buffalo | 30 | 12 | 14 | 4 | 2.70 |
| Phil McAtee, Pittsburgh-Springfield-Hershey | 38 | 13 | 17 | 4 | 2.79 |
| Moe Roberts, Cleveland | 48 | 20 | 15 | 7 | 2.84 |

Playoffs (By Games)



1941-42

| | EASTERN DIVISION | | | | | | |
|---------------|------------------|----|----|---|-----|-----|-----|
| | GP | W | L | T | PTS | GF | GA |
| x-Springfield | 56 | 31 | 20 | 5 | 67 | 213 | 167 |
| x-New Haven | 56 | 26 | 26 | 4 | 56 | 182 | 219 |
| x-Washington | 56 | 20 | 30 | 6 | 46 | 160 | 172 |
| Providence | 56 | 17 | 32 | 7 | 41 | 205 | 237 |
| Philadelphia | 56 | 11 | 41 | 4 | 26 | 157 | 254 |

| | WESTERN DIVISION | | | | | | |
|----------------|------------------|----|----|---|-----|-----|-----|
| | GP | W | L | T | PTS | GF | GA |
| x-Indianapolis | 56 | 34 | 15 | 7 | 75 | 204 | 144 |
| x-Hershey | 56 | 33 | 17 | 6 | 72 | 207 | 169 |
| x-Cleveland | 56 | 33 | 19 | 4 | 70 | 174 | 152 |
| Buffalo | 56 | 25 | 25 | 6 | 56 | 182 | 157 |
| Pittsburgh | 56 | 23 | 28 | 5 | 51 | 210 | 223 |

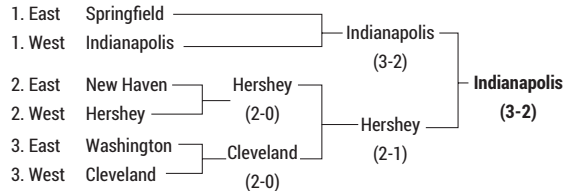
Leading Scorers

| | GP | G | A | PTS |
|----------------------------------|----|----|----|-----|
| Pete Kelly, Springfield | 46 | 33 | 44 | 77 |
| Lou Trudel, Washington | 54 | 37 | 29 | 66 |
| John O'Flaherty, Springfield | 42 | 18 | 44 | 62 |
| Norm Schultz, Pittsburgh | 56 | 27 | 34 | 61 |
| Ab DeMarco, Providence | 52 | 23 | 38 | 61 |
| Les Cunningham, Cleveland | 56 | 25 | 35 | 60 |
| Norm Burns, New Haven | 35 | 27 | 32 | 59 |
| Kilby MacDonald, Hershey-Buffalo | 58 | 28 | 30 | 58 |
| Johnny Sherf, Pittsburgh | 56 | 19 | 37 | 56 |
| Norm Calladine, Providence | 56 | 32 | 22 | 54 |

Leading Goaltenders

| | GP | W | L | T | GAA |
|---------------------------|----|----|----|---|------|
| Joe Turner, Indianapolis | 52 | 34 | 10 | 7 | 2.46 |
| Bert Gardiner, Washington | 34 | 12 | 19 | 3 | 2.62 |
| Bill Beveridge, Cleveland | 33 | 16 | 12 | 2 | 2.66 |
| Claude Bourque, Buffalo | 54 | 25 | 24 | 5 | 2.69 |
| Nick Damore, Hershey | 56 | 33 | 17 | 6 | 2.94 |

Playoffs (By Games)



All-Time Standings

1942-43 Standings

| | GP | W | L | T | PTS | GF | GA |
|----------------|----|----|----|---|-----|-----|-----|
| x-Hershey | 56 | 35 | 13 | 8 | 78 | 240 | 166 |
| x-Buffalo | 56 | 28 | 21 | 7 | 63 | 189 | 143 |
| x-Indianapolis | 56 | 29 | 23 | 4 | 62 | 211 | 181 |
| x-Pittsburgh | 56 | 26 | 24 | 6 | 58 | 183 | 203 |
| x-Providence | 56 | 27 | 27 | 2 | 56 | 211 | 216 |
| x-Cleveland | 56 | 21 | 29 | 6 | 48 | 190 | 196 |
| Washington | 56 | 14 | 34 | 8 | 36 | 184 | 272 |
| New Haven* | 32 | 9 | 18 | 5 | 23 | 85 | 116 |

*New Haven withdrew, Jan. 18, 1943

Leading Scorers

| | GP | G | A | PTS |
|-----------------------------------|----|----|----|-----|
| Wally Kilrea, Hershey | 56 | 31 | 68 | 99 |
| Adam Brown, Indianapolis | 55 | 34 | 51 | 85 |
| Harry Frost, Hershey | 56 | 43 | 40 | 83 |
| Les Cunningham, Cleveland | 55 | 35 | 47 | 82 |
| Norman Mann, Cleveland-Pittsburgh | 55 | 31 | 45 | 76 |
| Fred Hergerts, Hershey | 56 | 30 | 45 | 75 |
| Jim O'Neil, Washington-Hershey | 55 | 19 | 50 | 69 |
| Bill Summerhill, Buffalo | 56 | 41 | 27 | 68 |
| Norm Locking, Cleveland | 56 | 26 | 40 | 66 |
| Ab DeMarco, Providence | 39 | 27 | 39 | 66 |

Leading Goaltenders

| | GP | W | L | T | GAA |
|--|----|----|----|----|------|
| Gordie Bell, Buffalo | 52 | 28 | 17 | 7 | 2.40 |
| Nick Damore, Hershey | 54 | 34 | 13 | 7 | 2.98 |
| Floyd Perras, Indianapolis | 56 | 29 | 23 | 4 | 3.20 |
| Bill Beveridge, Cleveland | 33 | 13 | 15 | 3 | 3.21 |
| Frank Ceryance, Wash.-Her.-N.H.-Cleve. | 43 | -- | -- | -- | 3.53 |

Playoffs (By Games)

| | | |
|-----------------|-----------------------|------------------|
| 1. Hershey | Buffalo (4-2) | Buffalo (3-0) |
| 2. Buffalo | | |
| 3. Indianapolis | Indianapolis (2-0) | |
| 4. Pittsburgh | | |
| 5. Providence | Cleveland (2-0) | |
| 6. Cleveland | | |

1943-44 Standings

| EASTERN DIVISION | | | | | | | |
|------------------|----|----|----|----|-----|-----|-----|
| | GP | W | L | T | PTS | GF | GA |
| x-Hershey | 54 | 30 | 16 | 8 | 68 | 181 | 133 |
| x-Buffalo | 54 | 25 | 16 | 13 | 63 | 201 | 168 |
| Providence | 52 | 11 | 36 | 5 | 27 | 126 | 214 |
| WESTERN DIVISION | | | | | | | |
| | GP | W | L | T | PTS | GF | GA |
| x-Cleveland | 54 | 33 | 14 | 7 | 73 | 224 | 176 |
| x-Indianapolis | 54 | 20 | 18 | 16 | 56 | 156 | 156 |
| Pittsburgh | 52 | 12 | 31 | 9 | 33 | 140 | 181 |

Leading Scorers

| | GP | G | A | PTS |
|-----------------------------|----|----|----|-----|
| Tommy Burlington, Cleveland | 52 | 33 | 49 | 82 |
| Fred Hunt, Buffalo | 52 | 27 | 53 | 80 |
| Les Cunningham, Cleveland | 52 | 26 | 52 | 78 |
| Lou Trudel, Cleveland | 52 | 29 | 47 | 76 |
| Fred Thurier, Buffalo | 39 | 33 | 40 | 73 |
| Earl Bartholome, Cleveland | 52 | 20 | 47 | 67 |
| Pete Horeck, Cleveland | 54 | 34 | 29 | 63 |
| Larry Thibault, Buffalo | 51 | 18 | 45 | 63 |
| Bill Thompson, Indianapolis | 45 | 20 | 38 | 58 |
| Jim O'Neil, Hershey | 54 | 20 | 33 | 53 |

Leading Goaltenders

| | GP | W | L | T | GAA |
|----------------------------------|----|----|----|----|------|
| Nick Damore, Hershey | 54 | 30 | 16 | 8 | 2.46 |
| Frank Ceryance, Buffalo | 37 | -- | -- | -- | 2.83 |
| Harry Lumley, Indianapolis | 52 | 19 | 18 | 15 | 2.84 |
| Paul Gauthier, Cleveland-Buffalo | 48 | 30 | 9 | 7 | 3.02 |
| Mike Karakas, Providence | 25 | 6 | 15 | 3 | 3.40 |

Playoffs (By Games)

| | | |
|----------------------|--------------------|------------------|
| 1. East Hershey | Cleveland (4-3) | Buffalo (4-0) |
| 1. West Cleveland | | |
| 2. East Buffalo | Buffalo (4-1) | |
| 2. West Indianapolis | | |

All-Time Standings

1944-45 Standings

| EASTERN DIVISION | | | | | | | |
|------------------|----|----|----|----|-----|-----|-----|
| | GP | W | L | T | PTS | GF | GA |
| x-Buffalo | 60 | 31 | 21 | 8 | 70 | 200 | 182 |
| x-Hershey | 60 | 28 | 24 | 8 | 64 | 197 | 186 |
| Providence | 60 | 23 | 31 | 6 | 52 | 241 | 249 |
| WESTERN DIVISION | | | | | | | |
| | GP | W | L | T | PTS | GF | GA |
| x-Cleveland | 60 | 34 | 16 | 10 | 78 | 256 | 199 |
| x-Indianapolis | 60 | 25 | 24 | 11 | 61 | 169 | 167 |
| Pittsburgh | 60 | 26 | 27 | 7 | 59 | 267 | 247 |
| St. Louis | 60 | 14 | 38 | 8 | 36 | 157 | 257 |

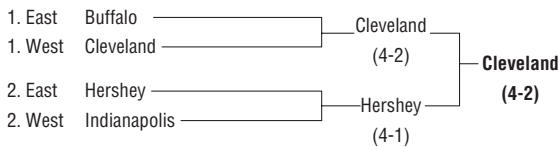
Leading Scorers

| | GP | G | A | PTS |
|-----------------------------|----|----|----|-----|
| Bob Gracie, Pittsburgh | 58 | 40 | 55 | 95 |
| Bob Walton, Pittsburgh | 58 | 37 | 58 | 95 |
| Lou Trudel, Cleveland | 60 | 45 | 48 | 93 |
| Tommy Burlington, Cleveland | 56 | 30 | 60 | 90 |
| Earl Bartholome, Cleveland | 60 | 38 | 43 | 81 |
| Les Cunningham, Cleveland | 56 | 35 | 45 | 80 |
| Paul Courteau, Providence | 45 | 32 | 40 | 72 |
| Jack Lavoie, Providence | 60 | 20 | 49 | 69 |
| Pete Leswick, Indianapolis | 53 | 29 | 39 | 68 |
| Billy Gooden, Hershey | 59 | 27 | 41 | 68 |

Leading Goaltenders

| | GP | W | L | T | GAA |
|----------------------------|----|----|----|----|------|
| Harry Lumley, Indianapolis | 21 | 11 | 5 | 5 | 2.19 |
| Yves Nadon, Buffalo | 29 | -- | -- | -- | 2.79 |
| Nick Damore, Hershey | 57 | 28 | 22 | 7 | 3.09 |
| Connie Dion, Indianapolis | 39 | 14 | 19 | 6 | 3.10 |
| Harvey Teno, Cleveland | 55 | 31 | 15 | 9 | 3.24 |

Playoffs (By Games)



1945-46 Standings

| EASTERN DIVISION | | | | | | | |
|------------------|----|----|----|----|-----|-----|-----|
| | GP | W | L | T | PTS | GF | GA |
| x-Buffalo | 62 | 38 | 16 | 8 | 84 | 270 | 196 |
| x-Hershey | 62 | 26 | 26 | 10 | 62 | 213 | 221 |
| x-Providence | 62 | 23 | 33 | 6 | 52 | 221 | 254 |
| New Haven | 62 | 14 | 38 | 10 | 38 | 199 | 263 |
| WESTERN DIVISION | | | | | | | |
| | GP | W | L | T | PTS | GF | GA |
| x-Indianapolis | 62 | 33 | 20 | 9 | 75 | 286 | 238 |
| x-Pittsburgh | 62 | 30 | 22 | 10 | 70 | 262 | 226 |
| x-Cleveland | 62 | 28 | 26 | 8 | 64 | 269 | 254 |
| St. Louis | 62 | 21 | 32 | 9 | 51 | 198 | 266 |

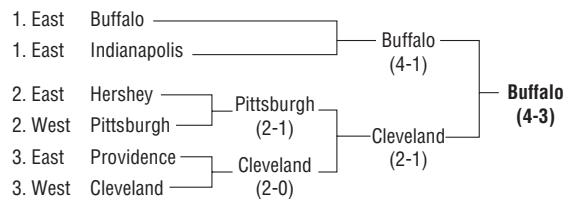
Leading Scorers

| | GP | G | A | PTS |
|-----------------------------|----|----|----|-----|
| Les Douglas, Indianapolis | 62 | 44 | 46 | 90 |
| Norm Larson, Hershey | 62 | 36 | 53 | 89 |
| Tommy Burlington, Cleveland | 59 | 36 | 46 | 82 |
| Pete Leswick, Indianapolis | 61 | 29 | 52 | 81 |
| Lou Trudel, Cleveland | 61 | 33 | 46 | 79 |
| Joe Bell, Hershey | 62 | 46 | 31 | 77 |
| Maurice Rimstad, Cleveland | 62 | 34 | 43 | 77 |
| Les Cunningham, Cleveland | 62 | 33 | 44 | 77 |
| Wally Wilson, Pittsburgh | 57 | 34 | 41 | 75 |
| Gino Rozzini, Hershey | 56 | 31 | 40 | 71 |

Leading Goaltenders

| | GP | W | L | T | GAA |
|--------------------------------|----|----|----|----|------|
| Connie Dion, Buffalo-St. Louis | 42 | 25 | 12 | 5 | 2.95 |
| Roger Bessette, Pittsburgh | 24 | 14 | 7 | 3 | 3.42 |
| Nick Damore, Hershey | 46 | 20 | 21 | 5 | 3.48 |
| Tom Wilson, Indianapolis | 55 | -- | -- | -- | 3.72 |
| Jim Henry, New Haven | 25 | 8 | 15 | 2 | 3.84 |

Playoffs (By Games)



All-Time Standings

1946-47 Standings

| EASTERN DIVISION | | | | | | | |
|------------------|----|----|----|----|-----|-----|-----|
| | GP | W | L | T | PTS | GF | GA |
| x-Hershey | 64 | 36 | 16 | 12 | 84 | 276 | 174 |
| x-Springfield | 64 | 24 | 29 | 11 | 59 | 202 | 220 |
| x-New Haven | 64 | 23 | 31 | 10 | 56 | 199 | 218 |
| Providence | 64 | 21 | 33 | 10 | 52 | 226 | 281 |
| Philadelphia | 64 | 5 | 52 | 7 | 17 | 188 | 400 |
| WESTERN DIVISION | | | | | | | |
| | GP | W | L | T | PTS | GF | GA |
| x-Cleveland | 64 | 38 | 18 | 8 | 84 | 272 | 215 |
| x-Buffalo | 64 | 36 | 17 | 11 | 83 | 257 | 173 |
| x-Pittsburgh | 64 | 35 | 19 | 10 | 80 | 260 | 188 |
| Indianapolis | 64 | 33 | 18 | 13 | 79 | 285 | 215 |
| St. Louis | 64 | 17 | 35 | 12 | 46 | 211 | 292 |

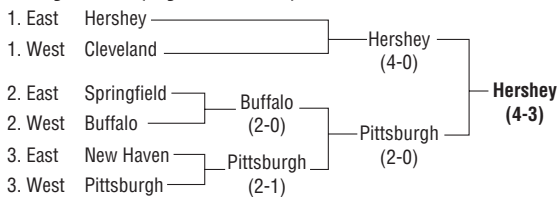
Leading Scorers

| | GP | G | A | PTS |
|---------------------------------|----|----|----|-----|
| Phil Hergesheimer, Philadelphia | 64 | 48 | 44 | 92 |
| Bob Carse, Cleveland | 62 | 27 | 61 | 88 |
| John Holota, Cleveland | 64 | 52 | 35 | 87 |
| Les Douglas, Indianapolis | 51 | 26 | 57 | 83 |
| Cliff Simpson, Indianapolis | 54 | 42 | 36 | 78 |
| John Chad, Providence | 63 | 32 | 43 | 75 |
| Pete Leswick, Cleveland | 64 | 32 | 41 | 73 |
| Frank Mario, Hershey | 64 | 24 | 47 | 71 |
| John Mahaffy, Buffalo | 63 | 29 | 40 | 69 |
| John O'Flaherty, Pittsburgh | 64 | 33 | 35 | 68 |
| Jack Hamilton, Pittsburgh | 64 | 27 | 41 | 68 |

Leading Goaltenders

| | GP | W | L | T | GAA |
|---------------------------|----|----|----|----|------|
| Baz Bastien, Pittsburgh | 40 | 23 | 12 | 5 | 2.60 |
| Harvey Bennett, Hershey | 60 | 34 | 15 | 11 | 2.68 |
| Connie Dion, Buffalo | 61 | 33 | 17 | 11 | 2.72 |
| Johnny Bower, Cleveland | 40 | 22 | 11 | 7 | 3.10 |
| Floyd Perras, Springfield | 62 | -- | -- | -- | 3.29 |

Playoffs (By Games)



1947-48 Standings

| EASTERN DIVISION | | | | | | | |
|------------------|----|----|----|----|-----|-----|-----|
| | GP | W | L | T | PTS | GF | GA |
| x-Providence | 68 | 41 | 23 | 4 | 86 | 342 | 277 |
| x-New Haven | 68 | 31 | 30 | 7 | 69 | 254 | 242 |
| x-Hershey | 68 | 25 | 30 | 13 | 63 | 240 | 273 |
| Philadelphia | 68 | 22 | 41 | 5 | 49 | 260 | 331 |
| Springfield | 68 | 19 | 42 | 7 | 45 | 237 | 308 |
| Washington | 68 | 17 | 45 | 6 | 40 | 241 | 369 |
| WESTERN DIVISION | | | | | | | |
| | GP | W | L | T | PTS | GF | GA |
| x-Cleveland | 68 | 43 | 13 | 12 | 98 | 332 | 197 |
| x-Pittsburgh | 68 | 38 | 18 | 12 | 88 | 238 | 170 |
| x-Buffalo | 68 | 41 | 23 | 4 | 86 | 277 | 238 |
| Indianapolis | 68 | 32 | 30 | 6 | 70 | 293 | 260 |
| St. Louis | 68 | 22 | 36 | 10 | 54 | 242 | 291 |

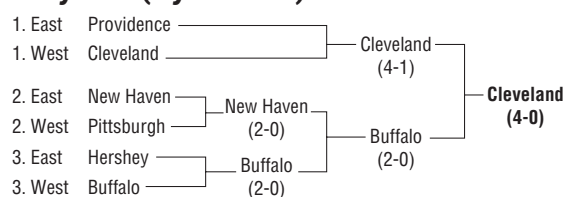
Leading Scorers

| | GP | G | A | PTS |
|------------------------------|----|----|----|-----|
| Carl Liscombe, Providence | 68 | 50 | 68 | 118 |
| Cliff Simpson, Indianapolis | 68 | 48 | 62 | 110 |
| Harvey Fraser, Providence | 64 | 45 | 52 | 97 |
| John Chad, Providence | 67 | 41 | 53 | 94 |
| Paul Courteau, Springfield | 68 | 28 | 64 | 92 |
| Wally Stefaniv, Philadelphia | 67 | 15 | 72 | 87 |
| John Holota, Cleveland | 68 | 48 | 38 | 86 |
| John Mahaffy, Philadelphia | 60 | 26 | 57 | 83 |
| Chuck Scherza, Providence | 68 | 18 | 65 | 83 |
| Eldred Kobussen, Springfield | 67 | 40 | 42 | 82 |

Leading Goaltenders

| | GP | W | L | T | GAA |
|---------------------------|----|----|----|----|------|
| Baz Bastien, Pittsburgh | 68 | 38 | 18 | 12 | 2.50 |
| Johnny Bower, Cleveland | 31 | 18 | 6 | 6 | 2.68 |
| Roger Bessette, Cleveland | 38 | 25 | 7 | 6 | 3.00 |
| Paul Bibeault, Buffalo | 25 | 15 | 8 | 2 | 3.32 |
| Connie Dion, Buffalo | 43 | 26 | 15 | 2 | 3.60 |

Playoffs (By Games)



All-Time Standings

1948-49 Standings

| EASTERN DIVISION | | | | | | | |
|------------------|----|----|----|----|-----|-----|-----|
| | GP | W | L | T | PTS | GF | GA |
| x-Providence | 68 | 44 | 18 | 6 | 94 | 347 | 219 |
| x-Hershey | 68 | 28 | 35 | 5 | 61 | 256 | 261 |
| x-Springfield | 68 | 22 | 37 | 9 | 53 | 240 | 276 |
| New Haven | 68 | 20 | 40 | 8 | 48 | 223 | 286 |
| Philadelphia | 68 | 15 | 48 | 5 | 35 | 230 | 407 |
| Washington | 68 | 11 | 53 | 4 | 26 | 179 | 401 |
| WESTERN DIVISION | | | | | | | |
| | GP | W | L | T | PTS | GF | GA |
| x-St. Louis | 68 | 41 | 18 | 9 | 91 | 294 | 192 |
| x-Indianapolis | 68 | 39 | 17 | 12 | 90 | 288 | 209 |
| x-Cleveland | 68 | 41 | 21 | 6 | 88 | 286 | 251 |
| Pittsburgh | 68 | 39 | 19 | 10 | 88 | 301 | 175 |
| Buffalo | 68 | 33 | 27 | 8 | 74 | 246 | 213 |

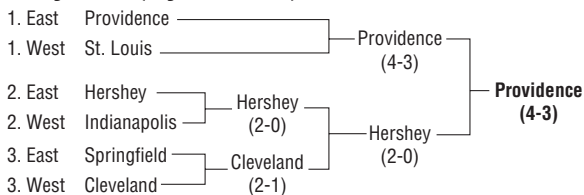
Leading Scorers

| | GP | G | A | PTS |
|---------------------------|----|----|----|-----|
| Sid Smith, Pittsburgh | 68 | 55 | 57 | 112 |
| Carl Liscombe, Providence | 68 | 55 | 47 | 102 |
| Roger Bedard, Providence | 67 | 29 | 61 | 90 |
| Harvey Fraser, Providence | 68 | 34 | 55 | 89 |
| Paul Gladu, St. Louis | 67 | 51 | 34 | 85 |
| Murdo MacKay, Buffalo | 68 | 32 | 52 | 84 |
| Fred Glover, Indianapolis | 68 | 35 | 48 | 83 |
| Jack Hamilton, Providence | 59 | 26 | 54 | 80 |
| Pete Leswick, Cleveland | 68 | 44 | 35 | 79 |
| Phil Maloney, Hershey | 64 | 29 | 50 | 79 |

Leading Goaltenders

| | GP | W | L | T | GAA |
|-----------------------------|----|----|----|----|------|
| Baz Bastien, Pittsburgh | 68 | 39 | 19 | 10 | 2.57 |
| Red Almas, St. Louis | 66 | 39 | 18 | 9 | 2.86 |
| Terry Sawchuk, Indianapolis | 67 | 38 | 17 | 12 | 3.06 |
| Connie Dion, Buffalo | 68 | 33 | 27 | 8 | 3.13 |
| Harvey Bennett, Providence | 67 | 43 | 18 | 6 | 3.16 |

Playoffs (By Games)



1949-50 Standings

| EASTERN DIVISION | | | | | | | |
|------------------|----|----|----|----|-----|-----|-----|
| | GP | W | L | T | PTS | GF | GA |
| x-Buffalo | 70 | 32 | 29 | 9 | 73 | 226 | 208 |
| x-Providence | 70 | 34 | 33 | 3 | 71 | 268 | 267 |
| x-Springfield | 70 | 28 | 34 | 8 | 64 | 245 | 258 |
| New Haven | 70 | 24 | 36 | 10 | 58 | 196 | 250 |
| Hershey | 70 | 21 | 39 | 10 | 52 | 229 | 310 |
| WESTERN DIVISION | | | | | | | |
| | GP | W | L | T | PTS | GF | GA |
| x-Cleveland | 70 | 45 | 15 | 10 | 100 | 357 | 230 |
| x-Indianapolis | 70 | 35 | 24 | 11 | 81 | 267 | 231 |
| x-St. Louis | 70 | 34 | 28 | 8 | 76 | 258 | 250 |
| Pittsburgh | 70 | 29 | 26 | 15 | 73 | 215 | 185 |
| Cincinnati | 70 | 19 | 37 | 14 | 52 | 185 | 257 |

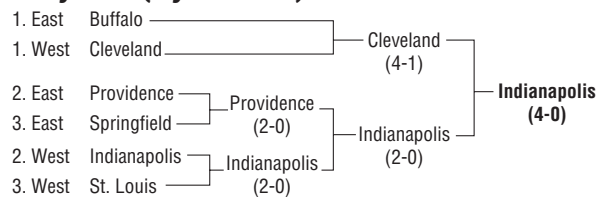
Leading Scorers

| | GP | G | A | PTS |
|--------------------------|----|----|----|-----|
| Les Douglas, Cleveland | 67 | 32 | 68 | 100 |
| Ab DeMarco, Buffalo | 70 | 40 | 54 | 94 |
| John Chad, Providence | 70 | 36 | 54 | 90 |
| Pete Leswick, Cleveland | 64 | 36 | 50 | 86 |
| Cliff Simpson, St. Louis | 56 | 31 | 52 | 83 |
| Jack Gordon, New Haven | 70 | 23 | 60 | 83 |
| Fred Thurier, Cleveland | 57 | 30 | 52 | 82 |
| Jack McGill, Providence | 66 | 24 | 58 | 82 |
| Bob Carse, Cleveland | 69 | 30 | 52 | 82 |

Leading Goaltenders

| | GP | W | L | T | GAA |
|----------------------------------|----|----|----|----|------|
| Al Rollins, Cleveland-Pittsburgh | 26 | 13 | 7 | 6 | 2.31 |
| Connie Dion, Buffalo | 34 | 15 | 15 | 4 | 2.71 |
| Gil Mayer, Pittsburgh | 50 | 20 | 19 | 11 | 2.84 |
| Terry Sawchuk, Indianapolis | 61 | 31 | 20 | 10 | 3.08 |
| Gordie Bell, Buffalo | 36 | 17 | 14 | 5 | 3.17 |

Playoffs (By Games)



All-Time Standings

1950-51 Standings

| EASTERN DIVISION | | | | | | | |
|------------------|----|----|----|---|-----|-----|-----|
| | GP | W | L | T | PTS | GF | GA |
| x-Buffalo | 70 | 40 | 26 | 4 | 84 | 309 | 284 |
| x-Hershey | 70 | 38 | 28 | 4 | 80 | 256 | 242 |
| x-Springfield | 70 | 27 | 37 | 6 | 60 | 268 | 254 |
| Providence | 70 | 24 | 41 | 5 | 53 | 247 | 303 |
| New Haven* | 28 | 5 | 23 | 0 | 10 | 74 | 154 |

| WESTERN DIVISION | | | | | | | |
|------------------|----|----|----|---|-----|-----|-----|
| | GP | W | L | T | PTS | GF | GA |
| x-Cleveland | 71 | 44 | 22 | 5 | 93 | 281 | 221 |
| x-Indianapolis | 70 | 38 | 29 | 3 | 79 | 287 | 255 |
| x-Pittsburgh | 71 | 31 | 33 | 7 | 69 | 212 | 177 |
| St. Louis | 70 | 32 | 34 | 4 | 68 | 233 | 252 |
| Cincinnati | 70 | 28 | 34 | 8 | 64 | 203 | 228 |

*New Haven withdrew, Dec. 10, 1950

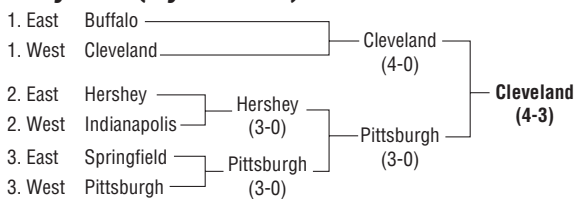
Leading Scorers

| | GP | G | A | PTS |
|-------------------------------------|----|----|----|-----|
| Ab DeMarco, Buffalo | 64 | 37 | 76 | 113 |
| Grant Warwick, Buffalo | 65 | 34 | 65 | 99 |
| Jack McGill, Providence | 69 | 29 | 69 | 98 |
| Fred Thurier, Cleveland | 64 | 32 | 63 | 95 |
| Fred Glover, Indianapolis | 69 | 48 | 36 | 84 |
| Max McNab, Indianapolis | 70 | 36 | 48 | 84 |
| George Sullivan, Hershey | 70 | 28 | 56 | 84 |
| Wally Hergesheimer, Cleveland | 71 | 42 | 41 | 83 |
| Jack Hamilton, Providence-St. Louis | 67 | 33 | 44 | 77 |
| Kelly Burnett, Springfield | 68 | 26 | 48 | 74 |
| Cliff Simpson, St. Louis | 65 | 40 | 34 | 74 |

Leading Goaltenders

| | GP | W | L | T | GAA |
|---------------------------|----|----|----|---|------|
| Gil Mayer, Pittsburgh | 71 | 31 | 33 | 7 | 2.45 |
| Johnny Bower, Cleveland | 70 | 44 | 21 | 5 | 3.04 |
| Emile Francis, Cincinnati | 53 | 20 | 26 | 7 | 3.15 |
| Gord Henry, Hershey | 70 | 38 | 28 | 4 | 3.46 |
| Jim Henry, Indianapolis | 58 | 37 | 19 | 2 | 3.48 |

Playoffs (By Games)



1951-52 Standings

| EASTERN DIVISION | | | | | | | |
|------------------|----|----|----|---|-----|-----|-----|
| | GP | W | L | T | PTS | GF | GA |
| x-Hershey | 68 | 35 | 28 | 5 | 75 | 256 | 215 |
| x-Providence | 68 | 32 | 33 | 3 | 67 | 263 | 270 |
| x-Buffalo | 68 | 28 | 36 | 4 | 60 | 230 | 298 |
| Syracuse | 68 | 25 | 42 | 1 | 51 | 211 | 272 |

| WESTERN DIVISION | | | | | | | |
|------------------|----|----|----|---|-----|-----|-----|
| | GP | W | L | T | PTS | GF | GA |
| x-Pittsburgh | 68 | 46 | 19 | 3 | 95 | 267 | 179 |
| x-Cleveland | 68 | 44 | 19 | 5 | 93 | 265 | 166 |
| x-Cincinnati | 68 | 29 | 33 | 6 | 64 | 183 | 228 |
| St. Louis | 68 | 28 | 39 | 1 | 57 | 256 | 262 |
| Indianapolis | 68 | 22 | 40 | 6 | 50 | 232 | 273 |

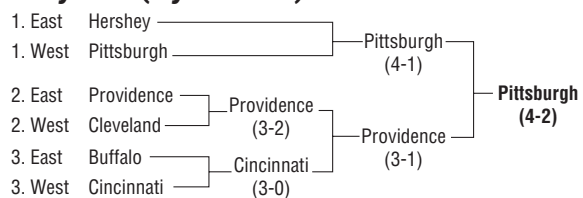
Leading Scorers

| | GP | G | A | PTS |
|----------------------------------|----|----|----|-----|
| Ray Powell, Providence | 67 | 35 | 62 | 97 |
| Steve Wochy, Cleveland | 69 | 37 | 41 | 78 |
| Ab DeMarco, Buffalo | 67 | 28 | 49 | 77 |
| Jack Hamilton, St. Louis | 67 | 27 | 50 | 77 |
| Barry Sullivan, Providence | 61 | 25 | 47 | 72 |
| Kelly Burnett, Syracuse | 68 | 25 | 43 | 68 |
| Earl Reibel, Indianapolis | 68 | 33 | 34 | 67 |
| Grant Warwick, Buffalo | 55 | 24 | 41 | 65 |
| Paul Gladu, Cleveland-Providence | 66 | 31 | 33 | 64 |
| Bob Hassard, Pittsburgh | 67 | 18 | 46 | 64 |

Leading Goaltenders

| | GP | W | L | T | GAA |
|----------------------------|----|----|----|---|------|
| Johnny Bower, Cleveland | 68 | 44 | 19 | 5 | 2.43 |
| Gil Mayer, Pittsburgh | 68 | 46 | 19 | 3 | 2.57 |
| Gord Henry, Hershey | 68 | 35 | 28 | 5 | 3.10 |
| Emile Francis, Cincinnati | 51 | 24 | 22 | 5 | 3.18 |
| Harvey Bennett, Providence | 47 | 24 | 19 | 3 | 3.40 |

Playoffs (By Games)



All-Time Standings

1952-53 Standings

| | GP | W | L | T | PTS | GF | GA |
|--------------|----|----|----|---|-----|-----|-----|
| x-Cleveland | 64 | 42 | 20 | 2 | 86 | 248 | 164 |
| x-Pittsburgh | 64 | 37 | 21 | 6 | 80 | 223 | 149 |
| x-Syracuse | 64 | 31 | 31 | 2 | 64 | 213 | 201 |
| x-Hershey | 64 | 31 | 32 | 1 | 63 | 208 | 217 |
| Providence | 64 | 27 | 36 | 1 | 55 | 215 | 254 |
| St. Louis | 64 | 26 | 37 | 1 | 53 | 212 | 258 |
| Buffalo | 64 | 22 | 39 | 3 | 47 | 160 | 236 |

Leading Scorers

| | GP | G | A | PTS |
|-------------------------------|----|----|----|-----|
| Eddie Olson, Cleveland | 61 | 32 | 54 | 86 |
| Guyle Fielder, St. Louis | 62 | 22 | 61 | 83 |
| Jack Gordon, Cleveland | 64 | 20 | 58 | 78 |
| Kelly Burnett, Syracuse | 56 | 23 | 53 | 76 |
| Ike Hildebrand, Cleveland | 64 | 38 | 34 | 72 |
| Calum MacKay, Buffalo | 64 | 28 | 42 | 70 |
| Steve Wochy, Cleveland | 64 | 37 | 31 | 68 |
| Zellio Toppazzini, Providence | 64 | 35 | 32 | 67 |
| Lorne Davis, Buffalo | 64 | 33 | 34 | 67 |
| Willie Marshall, Pittsburgh | 62 | 27 | 39 | 66 |

Leading Goaltenders

| | GP | W | L | T | GAA |
|-------------------------|----|----|----|---|------|
| Gil Mayer, Pittsburgh | 62 | 36 | 20 | 6 | 2.35 |
| Johnny Bower, Cleveland | 61 | 40 | 19 | 2 | 2.54 |
| Gordie Bell, Syracuse | 64 | 31 | 31 | 2 | 3.13 |
| Gord Henry, Hershey | 64 | 31 | 32 | 1 | 3.34 |
| Jacques Plante, Buffalo | 33 | 13 | 19 | 1 | 3.45 |

Playoffs (By Games)

| | | |
|---------------|---------------------|--------------------|
| 1. Cleveland | Cleveland (3-1) | Cleveland (4-3) |
| 3. Syracuse | | |
| 2. Pittsburgh | Pittsburgh (3-0) | |
| 4. Hershey | | |

1953-54 Standings

| | GP | W | L | T | PTS | GF | GA |
|--------------|----|----|----|---|-----|-----|-----|
| x-Buffalo | 70 | 39 | 24 | 7 | 85 | 283 | 217 |
| x-Hershey | 70 | 37 | 29 | 4 | 78 | 274 | 243 |
| x-Cleveland | 70 | 38 | 32 | 0 | 76 | 269 | 227 |
| x-Pittsburgh | 70 | 34 | 31 | 5 | 73 | 250 | 222 |
| Providence | 70 | 26 | 40 | 4 | 56 | 211 | 276 |
| Syracuse | 70 | 24 | 42 | 4 | 52 | 215 | 317 |

Leading Scorers

| | GP | G | A | PTS |
|---------------------------|----|----|----|-----|
| George Sullivan, Hershey | 69 | 30 | 89 | 119 |
| Jack Gordon, Cleveland | 70 | 31 | 71 | 102 |
| Don Marshall, Buffalo | 70 | 39 | 57 | 96 |
| Gaye Stewart, Buffalo | 70 | 42 | 53 | 95 |
| Eddie Olson, Cleveland | 70 | 40 | 54 | 94 |
| Lorne Ferguson, Hershey | 70 | 45 | 42 | 87 |
| Danny Lewicki, Pittsburgh | 60 | 36 | 45 | 81 |
| Arnie Kullman, Hershey | 69 | 40 | 41 | 81 |
| Dunc Fisher, Hershey | 69 | 41 | 39 | 80 |
| Ed Slowinski, Buffalo | 67 | 38 | 41 | 79 |

Leading Goaltenders

| | GP | W | L | T | GAA |
|--------------------------|----|----|----|---|------|
| Jacques Plante, Buffalo | 55 | 32 | 17 | 6 | 2.69 |
| Gil Mayer, Pittsburgh | 68 | 33 | 30 | 5 | 3.12 |
| Emile Francis, Cleveland | 65 | 37 | 28 | 0 | 3.14 |
| Gord Henry, Hershey | 63 | 33 | 26 | 4 | 3.35 |
| Gordie Bell, Syracuse | 49 | 21 | 25 | 3 | 3.59 |

Playoffs (By Games)

| | | |
|---------------|--------------------|--------------------|
| 1. Buffalo | Cleveland (3-0) | Cleveland (4-2) |
| 3. Cleveland | | |
| 2. Hershey | Hershey (3-2) | |
| 4. Pittsburgh | | |

All-Time Standings

1954-55 Standings

| | GP | W | L | T | PTS | GF | GA |
|---------------|----|----|----|---|-----|-----|-----|
| x-Pittsburgh | 64 | 31 | 25 | 8 | 70 | 187 | 180 |
| x-Cleveland | 64 | 32 | 29 | 3 | 67 | 254 | 222 |
| x-Springfield | 64 | 32 | 29 | 3 | 67 | 251 | 233 |
| x-Buffalo | 64 | 31 | 28 | 5 | 67 | 248 | 228 |
| Hershey | 64 | 29 | 28 | 7 | 65 | 217 | 225 |
| Providence | 64 | 21 | 37 | 6 | 48 | 194 | 263 |

Leading Scorers

| | GP | G | A | PTS |
|-------------------------------|----|----|----|-----|
| Eddie Olson, Cleveland | 60 | 41 | 47 | 88 |
| Ross Lowe, Springfield | 60 | 32 | 50 | 82 |
| Ken Wharram, Buffalo | 63 | 33 | 49 | 82 |
| Fred Glover, Cleveland | 58 | 33 | 42 | 75 |
| Walt Atanas, Springfield | 62 | 29 | 45 | 74 |
| Zellio Toppazzini, Providence | 62 | 21 | 53 | 74 |
| Paul Larivee, Providence | 64 | 29 | 45 | 74 |
| Arnie Kullman, Hershey | 62 | 23 | 48 | 71 |
| Jimmy Anderson, Springfield | 63 | 39 | 32 | 71 |
| Obie O'Brien, Hershey | 62 | 31 | 38 | 69 |

Leading Goaltenders

| | GP | W | L | T | GAA |
|--------------------------|----|----|----|---|------|
| Gil Mayer, Pittsburgh | 64 | 31 | 25 | 8 | 2.80 |
| Hank Bassen, Buffalo | 37 | 13 | 19 | 5 | 3.27 |
| Don Simmons, Springfield | 54 | 30 | 21 | 3 | 3.43 |
| Emile Francis, Cleveland | 57 | 28 | 26 | 3 | 3.58 |
| Gord Henry, Hershey | 23 | 9 | 11 | 3 | 3.70 |

Playoffs (By Games)

| | | |
|----------------|---------------------|---------------------|
| 1. Pittsburgh | Pittsburgh (3-1) | Pittsburgh (4-2) |
| 3. Springfield | | |
| 2. Cleveland | Buffalo (3-1) | |
| 4. Buffalo | | |

1955-56 Standings

| | GP | W | L | T | PTS | GF | GA |
|--------------|----|----|----|---|-----|-----|-----|
| x-Providence | 64 | 45 | 17 | 2 | 92 | 263 | 193 |
| x-Pittsburgh | 64 | 43 | 17 | 4 | 90 | 271 | 186 |
| x-Buffalo | 64 | 29 | 30 | 5 | 63 | 239 | 250 |
| x-Cleveland | 64 | 26 | 31 | 7 | 59 | 225 | 231 |
| Hershey | 64 | 19 | 39 | 6 | 44 | 218 | 271 |
| Springfield | 64 | 17 | 45 | 2 | 36 | 212 | 297 |

Leading Scorers

| | GP | G | A | PTS |
|-------------------------------|----|----|----|-----|
| Zellio Toppazzini, Providence | 64 | 42 | 71 | 113 |
| Willie Marshall, Pittsburgh | 58 | 45 | 52 | 97 |
| Camille Henry, Providence | 59 | 50 | 41 | 91 |
| Ken Wharram, Buffalo | 59 | 27 | 63 | 90 |
| Dunc Fisher, Hershey | 60 | 40 | 43 | 83 |
| Paul Larivee, Providence | 54 | 27 | 53 | 80 |
| Fred Glover, Cleveland | 64 | 31 | 48 | 79 |
| Larry Wilson, Buffalo | 62 | 39 | 39 | 78 |
| Bob Solinger, Pittsburgh | 63 | 27 | 46 | 73 |
| Cal Stearns, Cleveland | 63 | 35 | 36 | 71 |
| Harry Pidhirny, Springfield | 63 | 32 | 39 | 71 |

Leading Goaltenders

| | GP | W | L | T | GAA |
|--------------------------|----|----|----|----|------|
| Gil Mayer, Pittsburgh | 56 | 40 | 12 | 4 | 2.70 |
| Johnny Bower, Providence | 61 | 45 | 14 | 2 | 2.85 |
| Roy McMeekin, Cleveland | 62 | -- | -- | -- | 3.56 |
| Hank Bassen, Buffalo | 53 | 26 | 23 | 4 | 3.80 |
| Norman Defelice, Hershey | 22 | 7 | 13 | 2 | 4.14 |

Playoffs (By Games)

| | | |
|---------------|---------------------|---------------------|
| 1. Providence | Providence (3-2) | Providence (4-0) |
| 3. Buffalo | | |
| 2. Pittsburgh | Cleveland (3-1) | |
| 4. Cleveland | | |

All-Time Standings

1956-57 Standings

| | GP | W | L | T | PTS | GF | GA |
|--------------|----|----|----|---|-----|-----|-----|
| x-Providence | 64 | 34 | 22 | 8 | 76 | 236 | 168 |
| x-Cleveland | 64 | 35 | 26 | 3 | 73 | 249 | 210 |
| x-Rochester | 64 | 34 | 25 | 5 | 73 | 224 | 199 |
| x-Hershey | 64 | 32 | 28 | 4 | 68 | 223 | 237 |
| Buffalo | 64 | 25 | 37 | 2 | 52 | 209 | 270 |
| Springfield | 64 | 19 | 41 | 4 | 42 | 217 | 274 |

Leading Scorers

| | GP | G | A | PTS |
|---------------------------|----|----|----|-----|
| Fred Glover, Cleveland | 64 | 42 | 57 | 99 |
| Willie Marshall, Hershey | 64 | 35 | 59 | 94 |
| Paul Larivee, Providence | 64 | 46 | 43 | 89 |
| Jimmy Moore, Cleveland | 64 | 23 | 66 | 89 |
| Bronco Horvath, Rochester | 56 | 37 | 44 | 81 |
| Bo Elik, Cleveland | 61 | 40 | 40 | 80 |
| Dunc Fisher, Hershey | 64 | 40 | 38 | 78 |
| Ken Wharram, Buffalo | 64 | 28 | 49 | 77 |
| Sam Bettio, Buffalo | 62 | 38 | 29 | 67 |
| Larry Wilson, Buffalo | 64 | 22 | 45 | 67 |

Leading Goaltenders

| | GP | W | L | T | GAA |
|----------------------------|----|----|----|---|------|
| Johnny Bower, Providence | 57 | 30 | 19 | 8 | 2.42 |
| Bobby Perreault, Rochester | 24 | 15 | 7 | 1 | 2.75 |
| Charlie Hodge, Rochester | 41 | 18 | 18 | 4 | 3.22 |
| Marcel Paille, Cleveland | 62 | 34 | 25 | 3 | 3.23 |
| Don Simmons, Springfield | 25 | 10 | 12 | 3 | 3.36 |

Playoffs (By Games)

| | | |
|---------------|--------------------|--------------------|
| 1. Providence | Rochester (4-1) | Cleveland (4-1) |
| 3. Rochester | | |
| 2. Cleveland | Cleveland (4-3) | |
| 4. Hershey | | |

1957-58 Standings

| | GP | W | L | T | PTS | GF | GA |
|---------------|----|----|----|---|-----|-----|-----|
| x-Hershey | 70 | 39 | 24 | 7 | 85 | 241 | 198 |
| x-Cleveland | 70 | 39 | 28 | 3 | 81 | 232 | 163 |
| x-Providence | 70 | 33 | 32 | 5 | 71 | 237 | 220 |
| x-Springfield | 70 | 29 | 33 | 8 | 66 | 231 | 246 |
| Rochester | 70 | 29 | 35 | 6 | 64 | 205 | 242 |
| Buffalo | 70 | 25 | 42 | 3 | 53 | 224 | 301 |

Leading Scorers

| | GP | G | A | PTS |
|------------------------------|----|----|----|-----|
| Willie Marshall, Hershey | 68 | 40 | 64 | 104 |
| Dunc Fisher, Hershey | 70 | 41 | 47 | 88 |
| Jimmy Moore, Cleveland | 70 | 25 | 58 | 83 |
| Cal Gardner, Springfield | 69 | 24 | 57 | 81 |
| Gerry Ehman, Springfield | 68 | 40 | 39 | 79 |
| Larry Wilson, Buffalo | 70 | 26 | 53 | 79 |
| Bill Sweeney, Providence | 70 | 31 | 46 | 77 |
| Bruce Carmichael, Providence | 70 | 22 | 55 | 77 |
| Fred Glover, Cleveland | 64 | 28 | 48 | 76 |
| Floyd Smith, Springfield | 70 | 25 | 50 | 75 |

Leading Goaltenders

| | GP | W | L | T | GAA |
|---------------------------|----|----|----|---|------|
| Johnny Bower, Cleveland | 64 | 37 | 23 | 3 | 2.19 |
| Bobby Perreault, Hershey | 47 | 26 | 17 | 4 | 2.72 |
| Gil Mayer, Hershey | 22 | 12 | 7 | 3 | 2.82 |
| Marcel Paille, Providence | 41 | 19 | 20 | 2 | 3.02 |
| Claude Evans, Springfield | 53 | 27 | 21 | 5 | 3.26 |

Playoffs (By Games)

| | | |
|----------------|----------------------|------------------|
| 1. Hershey | Hershey (4-1) | Hershey (4-2) |
| 3. Providence | | |
| 2. Cleveland | Springfield (4-3) | |
| 4. Springfield | | |

All-Time Standings

1958-59 Standings

| | GP | W | L | T | PTS | GF | GA |
|-------------|----|----|----|---|-----|-----|-----|
| x-Buffalo | 70 | 38 | 28 | 4 | 80 | 233 | 201 |
| x-Cleveland | 70 | 37 | 30 | 3 | 77 | 261 | 252 |
| x-Rochester | 70 | 34 | 31 | 5 | 73 | 242 | 209 |
| x-Hershey | 70 | 32 | 32 | 6 | 70 | 200 | 202 |
| Springfield | 70 | 30 | 38 | 2 | 62 | 253 | 282 |
| Providence | 70 | 28 | 40 | 2 | 58 | 222 | 265 |

Leading Scorers

| | GP | G | A | PTS |
|-----------------------------|----|----|----|-----|
| Billy Hicke, Rochester | 69 | 41 | 56 | 97 |
| Ken Schinkel, Springfield | 70 | 43 | 42 | 85 |
| Rudy Migay, Rochester | 51 | 24 | 58 | 82 |
| Harry Pidhirny, Springfield | 70 | 21 | 60 | 81 |
| Gary Aldcorn, Rochester | 66 | 37 | 42 | 79 |
| Ed Mazur, Cleveland | 70 | 34 | 44 | 78 |
| Art Stratton, Cleveland | 62 | 29 | 47 | 76 |
| Bill Sweeney, Buffalo | 70 | 31 | 44 | 75 |
| Billy Dea, Buffalo | 70 | 25 | 45 | 70 |
| Bob Bailey, Cleveland | 64 | 28 | 41 | 69 |

Leading Goaltenders

| | GP | W | L | T | GAA |
|---------------------------|----|----|----|----|------|
| Bobby Perreault, Hershey | 50 | -- | -- | -- | 2.68 |
| Marcel Paille, Buffalo | 70 | 38 | 27 | 4 | 2.79 |
| Gerry McNeil, Rochester | 66 | 31 | 30 | 5 | 2.88 |
| Gerry McNamara, Cleveland | 49 | 29 | 18 | 2 | 3.16 |
| Hank Bassen, Springfield | 29 | 13 | 14 | 2 | 3.52 |

Playoffs (By Games)

| | | |
|--------------|------------------|------------------|
| 1. Buffalo | Buffalo (4-1) | Hershey (4-2) |
| 3. Rochester | | |
| 2. Cleveland | Hershey (4-3) | |
| 4. Hershey | | |

1959-60 Standings

| | GP | W | L | T | PTS | GF | GA |
|---------------|----|----|----|---|-----|-----|-----|
| x-Springfield | 72 | 43 | 23 | 6 | 92 | 280 | 219 |
| x-Rochester | 72 | 40 | 27 | 5 | 85 | 285 | 211 |
| x-Providence | 72 | 38 | 32 | 2 | 78 | 251 | 237 |
| x-Cleveland | 72 | 34 | 30 | 8 | 76 | 267 | 229 |
| Buffalo | 72 | 33 | 35 | 4 | 70 | 251 | 271 |
| Hershey | 72 | 28 | 37 | 7 | 63 | 226 | 238 |
| Quebec | 72 | 19 | 51 | 2 | 40 | 178 | 333 |

Leading Scorers

| | GP | G | A | PTS |
|---------------------------|----|----|----|-----|
| Fred Glover, Cleveland | 72 | 38 | 69 | 107 |
| Bill Sweeney, Springfield | 67 | 37 | 59 | 96 |
| Floyd Smith, Springfield | 71 | 31 | 51 | 82 |
| Stan Baluik, Providence | 65 | 23 | 57 | 80 |
| Larry Wilson, Buffalo | 64 | 33 | 45 | 78 |
| Willie Marshall, Hershey | 72 | 38 | 40 | 78 |
| Dick Gamble, Buffalo | 72 | 27 | 50 | 77 |
| Stan Smrke, Rochester | 67 | 40 | 36 | 76 |
| Bruce Cline, Springfield | 70 | 25 | 50 | 75 |
| Bob Nevin, Rochester | 71 | 32 | 42 | 74 |

Leading Goaltenders

| | GP | W | L | T | GAA |
|----------------------------|----|----|----|---|------|
| Ed Chadwick, Rochester | 67 | 39 | 24 | 4 | 2.75 |
| Gilles Boisvert, Cleveland | 24 | 13 | 6 | 5 | 2.79 |
| Gil Mayer, Cleveland | 41 | 19 | 19 | 3 | 3.07 |
| Bobby Perreault, Hershey | 66 | 26 | 33 | 7 | 3.11 |
| Marcel Paille, Springfield | 57 | 32 | 20 | 5 | 3.21 |

Playoffs (By Games)

| | | |
|----------------|----------------------|----------------------|
| 1. Springfield | Springfield (4-1) | Springfield (4-1) |
| 3. Providence | | |
| 2. Rochester | Rochester (4-3) | |
| 4. Cleveland | | |

All-Time Standings

1960-61 Standings

| | GP | W | L | T | PTS | GF | GA |
|---------------|----|----|----|---|-----|-----|-----|
| x-Springfield | 72 | 49 | 22 | 1 | 99 | 344 | 206 |
| x-Hershey | 72 | 36 | 32 | 4 | 76 | 218 | 210 |
| x-Cleveland | 72 | 36 | 35 | 1 | 73 | 231 | 234 |
| x-Buffalo | 72 | 35 | 34 | 3 | 73 | 259 | 261 |
| Rochester | 72 | 32 | 36 | 4 | 68 | 261 | 244 |
| Quebec | 72 | 30 | 39 | 3 | 63 | 217 | 267 |
| Providence | 72 | 26 | 46 | 0 | 52 | 225 | 333 |

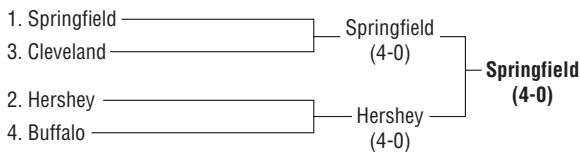
Leading Scorers

| | GP | G | A | PTS |
|-----------------------------|----|----|----|-----|
| Bill Sweeney, Springfield | 70 | 40 | 68 | 108 |
| Phil Maloney, Buffalo | 71 | 37 | 65 | 102 |
| Bruce Cline, Springfield | 72 | 40 | 52 | 92 |
| Brian Kilrea, Springfield | 70 | 20 | 67 | 87 |
| Bill McCreary, Springfield | 72 | 33 | 54 | 87 |
| Larry Wilson, Buffalo | 72 | 30 | 54 | 84 |
| Jimmy Anderson, Springfield | 72 | 43 | 38 | 81 |
| Dick Gamble, Buffalo | 72 | 40 | 36 | 76 |
| Hank Ciesla, Rochester | 70 | 30 | 44 | 74 |
| Billy Dea, Buffalo | 72 | 35 | 39 | 74 |

Leading Goaltenders

| | GP | W | L | T | GAA |
|----------------------------|----|----|----|---|------|
| Marcel Paille, Springfield | 67 | 47 | 19 | 1 | 2.81 |
| Al Millar, Hershey | 32 | 14 | 16 | 1 | 2.81 |
| Bobby Perreault, Hershey | 41 | 22 | 16 | 3 | 2.83 |
| Dennis DeJordy, Buffalo | 40 | 20 | 18 | 2 | 3.18 |
| Ed Chadwick, Rochester | 71 | 32 | 35 | 4 | 3.32 |

Playoffs (By Games)



1961-62 Standings

| | GP | W | L | T | PTS | GF | GA |
|---------------|----|----|----|---|-----|-----|-----|
| x-Springfield | 70 | 45 | 22 | 3 | 93 | 292 | 194 |
| x-Hershey | 70 | 37 | 28 | 5 | 79 | 236 | 213 |
| x-Providence | 70 | 36 | 32 | 2 | 74 | 261 | 267 |
| Quebec | 70 | 30 | 36 | 4 | 64 | 208 | 207 |

EASTERN DIVISION

| GP | W | L | T | PTS | GF | GA |
|----|----|----|---|-----|-----|-----|
| 70 | 45 | 22 | 3 | 93 | 292 | 194 |
| 70 | 37 | 28 | 5 | 79 | 236 | 213 |
| 70 | 36 | 32 | 2 | 74 | 261 | 267 |
| 70 | 30 | 36 | 4 | 64 | 208 | 207 |

WESTERN DIVISION

| GP | W | L | T | PTS | GF | GA |
|----|----|----|---|-----|-----|-----|
| 70 | 39 | 28 | 3 | 81 | 255 | 203 |
| 70 | 36 | 31 | 3 | 75 | 247 | 219 |
| 70 | 33 | 31 | 6 | 72 | 234 | 240 |
| 70 | 10 | 58 | 2 | 22 | 177 | 367 |

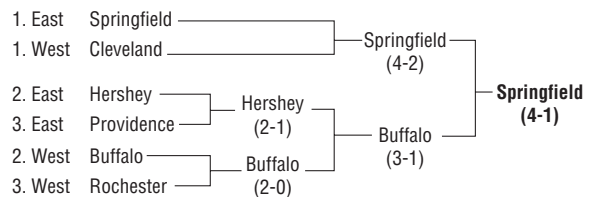
Leading Scorers

| | GP | G | A | PTS |
|-----------------------------|----|----|----|-----|
| Bill Sweeney, Springfield | 70 | 40 | 61 | 101 |
| Willie Marshall, Hershey | 70 | 30 | 65 | 95 |
| Barry Cullen, Buffalo | 69 | 41 | 53 | 94 |
| Brian Kilrea, Springfield | 70 | 20 | 73 | 93 |
| Fred Glover, Cleveland | 70 | 40 | 45 | 85 |
| Ron Attwell, Cleveland | 70 | 28 | 55 | 83 |
| Brian Cullen, Buffalo | 67 | 22 | 59 | 81 |
| Stan Balaik, Providence | 69 | 25 | 56 | 81 |
| Jim Mikol, Cleveland | 70 | 32 | 48 | 80 |
| Jimmy Anderson, Springfield | 70 | 38 | 41 | 79 |

Leading Goaltenders

| | GP | W | L | T | GAA |
|----------------------------|----|----|----|---|------|
| Marcel Paille, Springfield | 45 | 28 | 15 | 2 | 2.56 |
| Charlie Hodge, Quebec | 65 | 28 | 33 | 4 | 2.85 |
| Bobby Perreault, Hershey | 66 | 36 | 25 | 5 | 2.86 |
| George Wood, Springfield | 20 | 14 | 5 | 1 | 2.95 |
| Les Binkley, Cleveland | 60 | 31 | 26 | 3 | 3.02 |

Playoffs (By Games)



All-Time Standings

1962-63 Standings

| EASTERN DIVISION | | | | | | | |
|------------------|----|----|----|----|-----|-----|-----|
| | GP | W | L | T | PTS | GF | GA |
| x-Providence | 72 | 38 | 29 | 5 | 81 | 239 | 203 |
| x-Hershey | 72 | 36 | 28 | 8 | 80 | 262 | 231 |
| x-Baltimore | 72 | 35 | 30 | 7 | 77 | 226 | 244 |
| Quebec | 72 | 33 | 28 | 11 | 77 | 206 | 210 |
| Springfield | 72 | 33 | 31 | 8 | 74 | 282 | 236 |
| WESTERN DIVISION | | | | | | | |
| | GP | W | L | T | PTS | GF | GA |
| x-Buffalo | 72 | 41 | 24 | 7 | 89 | 237 | 199 |
| x-Cleveland | 72 | 31 | 34 | 7 | 69 | 270 | 253 |
| x-Rochester | 72 | 24 | 39 | 9 | 57 | 241 | 270 |
| Pittsburgh | 72 | 20 | 48 | 4 | 44 | 200 | 317 |

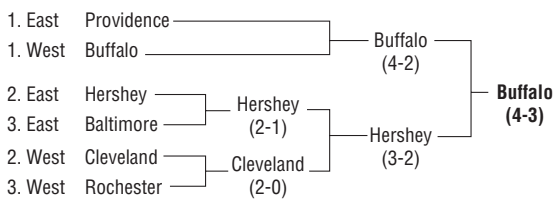
Leading Scorers

| | GP | G | A | PTS |
|---------------------------|----|----|----|-----|
| Bill Sweeney, Springfield | 69 | 38 | 65 | 103 |
| Hank Ciesla, Cleveland | 72 | 42 | 56 | 98 |
| Willie Marshall, Hershey | 72 | 36 | 56 | 92 |
| Art Stratton, Buffalo | 70 | 20 | 70 | 90 |
| Bruce Cline, Springfield | 72 | 39 | 48 | 87 |
| Cleland Mortson, Hershey | 72 | 32 | 54 | 86 |
| Bill Masterton, Cleveland | 72 | 27 | 55 | 82 |
| John McKenzie, Buffalo | 71 | 35 | 46 | 81 |
| Stan Baluik, Providence | 72 | 23 | 58 | 81 |
| Fred Glover, Cleveland | 71 | 26 | 54 | 80 |

Leading Goaltenders

| | GP | W | L | T | GAA |
|--------------------------|----|----|----|----|------|
| Ed Giacomini, Providence | 39 | 22 | 14 | 2 | 2.62 |
| Denis DeJordy, Buffalo | 67 | 37 | 23 | 7 | 2.79 |
| Charlie Hodge, Quebec | 67 | 31 | 25 | 11 | 2.84 |
| Gil Mayer, Providence | 34 | 16 | 15 | 3 | 2.91 |
| George Wood, Springfield | 42 | 20 | 15 | 4 | 2.93 |

Playoffs (By Games)



1963-64 Standings

| EASTERN DIVISION | | | | | | | |
|------------------|----|----|----|---|-----|-----|-----|
| | GP | W | L | T | PTS | GF | GA |
| x-Quebec | 72 | 41 | 30 | 1 | 83 | 258 | 225 |
| x-Hershey | 72 | 36 | 31 | 5 | 77 | 236 | 249 |
| x-Providence | 72 | 32 | 35 | 5 | 69 | 248 | 239 |
| Baltimore | 72 | 32 | 37 | 3 | 67 | 200 | 220 |
| Springfield | 72 | 23 | 44 | 5 | 51 | 238 | 292 |
| WESTERN DIVISION | | | | | | | |
| | GP | W | L | T | PTS | GF | GA |
| x-Pittsburgh | 72 | 40 | 29 | 3 | 83 | 242 | 196 |
| x-Rochester | 72 | 40 | 30 | 2 | 82 | 256 | 223 |
| x-Cleveland | 72 | 37 | 30 | 5 | 79 | 239 | 207 |
| Buffalo | 72 | 25 | 40 | 7 | 57 | 194 | 260 |

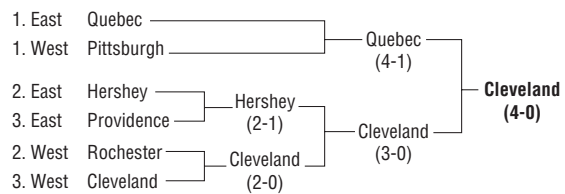
Leading Scorers

| | GP | G | A | PTS |
|-----------------------------|----|----|----|-----|
| Gerry Ehman, Rochester | 66 | 36 | 49 | 85 |
| Bronco Horvath, Rochester | 70 | 25 | 59 | 84 |
| Cleland Mortson, Quebec | 71 | 28 | 55 | 83 |
| Willie Marshall, Providence | 72 | 33 | 50 | 83 |
| Brian Kilrea, Springfield | 72 | 22 | 61 | 83 |
| Art Stratton, Pittsburgh | 66 | 17 | 65 | 82 |
| Wayne Hicks, Quebec | 70 | 36 | 42 | 78 |
| Fred Glover, Cleveland | 69 | 26 | 50 | 76 |
| Bill Sweeney, Springfield | 72 | 25 | 48 | 73 |
| Len Lundy, Buffalo | 72 | 30 | 43 | 73 |

Leading Goaltenders

| | GP | W | L | T | GAA |
|-----------------------------|----|----|----|---|------|
| Roger Crozier, Pittsburgh | 44 | 30 | 13 | 1 | 2.34 |
| Lorne Worsley, Quebec | 47 | 30 | 16 | 1 | 2.72 |
| Les Binkley, Cleveland | 65 | 34 | 27 | 3 | 2.77 |
| Gerry Cheevers, Rochester | 66 | 38 | 25 | 2 | 2.84 |
| Gilles Villemure, Baltimore | 66 | 31 | 33 | 2 | 2.91 |

Playoffs (By Games)



All-Time Standings

1964-65 Standings

| EASTERN DIVISION | | | | | | | |
|------------------|----|----|----|---|-----|-----|-----|
| | GP | W | L | T | PTS | GF | GA |
| x-Quebec | 72 | 44 | 26 | 2 | 90 | 280 | 223 |
| x-Hershey | 72 | 36 | 32 | 4 | 76 | 246 | 243 |
| x-Baltimore | 72 | 35 | 32 | 5 | 75 | 275 | 249 |
| Springfield | 72 | 29 | 39 | 4 | 62 | 237 | 273 |
| Providence | 72 | 20 | 50 | 2 | 42 | 193 | 312 |
| WESTERN DIVISION | | | | | | | |
| | GP | W | L | T | PTS | GF | GA |
| x-Rochester | 72 | 48 | 21 | 3 | 99 | 310 | 199 |
| x-Buffalo | 72 | 40 | 26 | 6 | 86 | 261 | 218 |
| x-Pittsburgh | 72 | 29 | 36 | 7 | 65 | 228 | 256 |
| Cleveland | 72 | 24 | 43 | 5 | 53 | 228 | 285 |

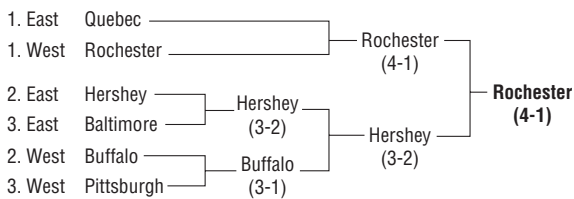
Leading Scorers

| | GP | G | A | PTS |
|------------------------------|----|----|----|-----|
| Art Stratton, Buffalo | 71 | 25 | 84 | 109 |
| Bronco Horvath, Rochester | 72 | 38 | 68 | 106 |
| Len Lunde, Buffalo | 72 | 50 | 46 | 96 |
| Pat Hannigan, Buffalo | 72 | 38 | 54 | 92 |
| Stan Smrke, Rochester | 71 | 33 | 59 | 92 |
| Gerry Ehman, Rochester | 70 | 38 | 49 | 87 |
| Ed Litzemberger, Rochester | 72 | 25 | 61 | 86 |
| Wayne Hicks, Quebec | 72 | 38 | 47 | 85 |
| Gordon Labossiere, Baltimore | 72 | 38 | 41 | 79 |
| Ed Hoekstra, Quebec | 71 | 28 | 51 | 79 |

Leading Goaltenders

| | GP | W | L | T | GAA |
|---------------------------|----|----|----|---|------|
| Gerry Cheevers, Rochester | 72 | 48 | 21 | 3 | 2.68 |
| Lorne Worsley, Quebec | 37 | 24 | 12 | 1 | 2.69 |
| Ed Chadwick, Buffalo | 61 | 33 | 21 | 6 | 3.02 |
| Hank Bassen, Pittsburgh | 57 | 24 | 25 | 7 | 3.18 |
| Claude Dufour, Hershey | 66 | 34 | 28 | 4 | 3.23 |

Playoffs (By Games)



1965-66 Standings

| EASTERN DIVISION | | | | | | | |
|------------------|----|----|----|---|-----|-----|-----|
| | GP | W | L | T | PTS | GF | GA |
| x-Quebec | 72 | 47 | 21 | 4 | 98 | 337 | 226 |
| x-Hershey | 72 | 37 | 30 | 5 | 79 | 268 | 232 |
| x-Springfield | 72 | 31 | 38 | 3 | 65 | 207 | 235 |
| Baltimore | 72 | 27 | 43 | 2 | 56 | 212 | 254 |
| Providence | 72 | 20 | 49 | 3 | 43 | 184 | 310 |
| WESTERN DIVISION | | | | | | | |
| | GP | W | L | T | PTS | GF | GA |
| x-Rochester | 72 | 46 | 21 | 5 | 97 | 288 | 221 |
| x-Cleveland | 72 | 38 | 32 | 2 | 78 | 243 | 217 |
| x-Pittsburgh | 72 | 38 | 33 | 1 | 77 | 236 | 218 |
| Buffalo | 72 | 29 | 40 | 3 | 61 | 215 | 243 |

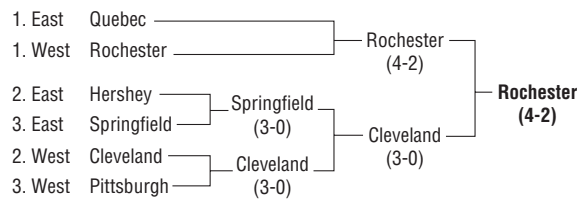
Leading Scorers

| | GP | G | A | PTS |
|-------------------------|----|----|----|-----|
| Dick Gamble, Rochester | 71 | 47 | 51 | 98 |
| Cleland Mortson, Quebec | 65 | 33 | 62 | 95 |
| Gerry Ehman, Rochester | 70 | 39 | 49 | 88 |
| Jim Pappin, Rochester | 63 | 36 | 51 | 87 |
| Gene Ubriaco, Hershey | 72 | 42 | 44 | 86 |
| Mike Walton, Rochester | 68 | 35 | 51 | 86 |
| Bob Courcy, Cleveland | 72 | 26 | 60 | 86 |
| Gord Labossiere, Quebec | 63 | 31 | 51 | 82 |
| Wayne Hicks, Quebec | 72 | 32 | 49 | 81 |
| Gerry Melnyk, Buffalo | 69 | 18 | 61 | 79 |

Leading Goaltenders

| | GP | W | L | T | GAA |
|----------------------------|----|----|----|---|------|
| Jacques Caron, Springfield | 33 | 15 | 15 | 1 | 2.62 |
| Gary Smith, Rochester | 38 | 20 | 11 | 4 | 2.86 |
| Les Binkley, Cleveland | 66 | 34 | 30 | 2 | 2.93 |
| Garry Bauman, Quebec | 52 | 36 | 11 | 4 | 2.94 |
| George Gardner, Pittsburgh | 66 | 34 | 30 | 1 | 2.98 |

Playoffs (By Games)



All-Time Standings

1966-67 Standings

| EASTERN DIVISION | | | | | | | |
|------------------|----|----|----|----|-----|-----|-----|
| | GP | W | L | T | PTS | GF | GA |
| x-Hershey | 72 | 38 | 24 | 10 | 86 | 273 | 216 |
| x-Baltimore | 72 | 35 | 27 | 10 | 80 | 252 | 247 |
| x-Quebec | 72 | 35 | 30 | 7 | 77 | 275 | 249 |
| Springfield | 72 | 32 | 31 | 9 | 73 | 267 | 261 |
| Providence | 72 | 13 | 46 | 13 | 39 | 210 | 329 |

| WESTERN DIVISION | | | | | | | |
|------------------|----|----|----|----|-----|-----|-----|
| | GP | W | L | T | PTS | GF | GA |
| x-Pittsburgh | 72 | 41 | 21 | 10 | 92 | 282 | 209 |
| x-Rochester | 72 | 38 | 25 | 9 | 85 | 300 | 223 |
| x-Cleveland | 72 | 36 | 27 | 9 | 81 | 284 | 230 |
| Buffalo | 72 | 14 | 51 | 7 | 35 | 207 | 386 |

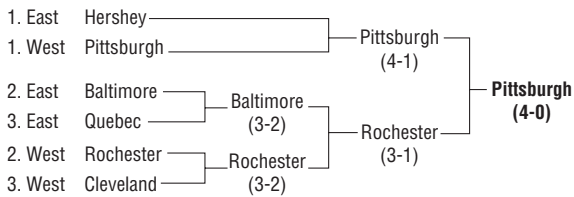
Leading Scorers

| | GP | G | A | PTS |
|----------------------------|----|----|----|-----|
| Gord Labossiere, Quebec | 72 | 40 | 55 | 95 |
| Wayne Hicks, Quebec | 72 | 31 | 60 | 91 |
| Willie Marshall, Baltimore | 68 | 33 | 56 | 89 |
| Roger DeJordy, Hershey | 72 | 52 | 32 | 84 |
| Mike Nykoluk, Hershey | 72 | 16 | 68 | 84 |
| Dick Gamble, Rochester | 72 | 46 | 37 | 83 |
| Eddie Joyal, Rochester | 70 | 32 | 51 | 83 |
| Jeannot Gilbert, Hershey | 72 | 26 | 57 | 83 |
| Gene Ubriaco, Hershey | 69 | 38 | 43 | 81 |
| Bill Sutherland, Quebec | 67 | 40 | 38 | 78 |
| Bronco Horvath, Rochester | 72 | 29 | 49 | 78 |

Leading Goaltenders

| | GP | W | L | T | GAA |
|----------------------------|----|----|----|----|------|
| George Gardner, Pittsburgh | 28 | 18 | 6 | 4 | 2.71 |
| Andre Gill, Hershey | 56 | 28 | 18 | 10 | 2.90 |
| George Wood, Springfield | 44 | -- | -- | -- | 2.98 |
| Bobby Perreault, Rochester | 54 | 30 | 17 | 5 | 3.01 |
| Ernie Wakely, Cleveland | 70 | 36 | 25 | 9 | 3.09 |

Playoffs (By Games)



1967-68 Standings

| EASTERN DIVISION | | | | | | | |
|------------------|----|----|----|----|-----|-----|-----|
| | GP | W | L | T | PTS | GF | GA |
| x-Hershey | 72 | 34 | 30 | 8 | 76 | 276 | 248 |
| x-Springfield | 72 | 31 | 33 | 8 | 70 | 247 | 276 |
| x-Providence | 72 | 30 | 33 | 9 | 69 | 235 | 272 |
| Baltimore | 72 | 28 | 34 | 10 | 66 | 235 | 255 |

| WESTERN DIVISION | | | | | | | |
|------------------|----|----|----|----|-----|-----|-----|
| | GP | W | L | T | PTS | GF | GA |
| x-Rochester | 72 | 38 | 25 | 9 | 85 | 273 | 233 |
| x-Quebec | 72 | 33 | 28 | 11 | 77 | 277 | 240 |
| x-Buffalo | 72 | 32 | 28 | 12 | 76 | 239 | 224 |
| Cleveland | 72 | 28 | 30 | 14 | 70 | 236 | 255 |

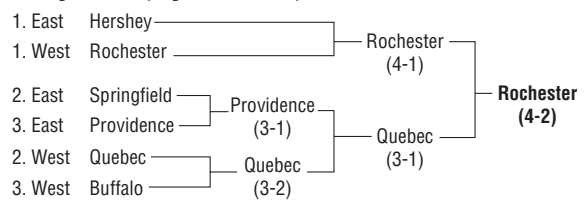
Leading Scorers

| | GP | G | A | PTS |
|--------------------------|----|----|----|-----|
| Simon Nolet, Quebec | 70 | 44 | 52 | 96 |
| Bob Barlow, Rochester | 72 | 43 | 52 | 95 |
| Andre Lacroix, Quebec | 54 | 41 | 46 | 87 |
| Guy Gendron, Quebec | 72 | 29 | 58 | 87 |
| Mike Nykoluk, Hershey | 72 | 19 | 66 | 85 |
| Tom McCarthy, Baltimore | 70 | 34 | 49 | 83 |
| Roger DeJordy, Hershey | 71 | 43 | 39 | 82 |
| Jim Paterson, Cleveland | 72 | 27 | 54 | 81 |
| Eddie Kachur, Providence | 72 | 47 | 29 | 76 |

Leading Goaltenders

| | GP | W | L | T | GAA |
|----------------------------|----|----|----|---|------|
| Gilles Villemure, Buffalo | 37 | 18 | 13 | 6 | 2.57 |
| Bobby Perreault, Rochester | 57 | 31 | 15 | 7 | 2.88 |
| Fern Rivard, Quebec | 46 | 19 | 16 | 7 | 3.13 |
| Andre Gill, Hershey | 46 | 23 | 17 | 5 | 3.14 |
| Al Millar, Quebec | 33 | 15 | 12 | 4 | 3.39 |

Playoffs (By Games)



All-Time Standings

1968-69 Standings

| EASTERN DIVISION | | | | | | | |
|------------------|----|----|----|----|-----|-----|-----|
| | GP | W | L | T | PTS | GF | GA |
| x-Hershey | 74 | 41 | 27 | 6 | 88 | 307 | 234 |
| x-Baltimore | 74 | 33 | 34 | 7 | 73 | 266 | 257 |
| x-Providence | 74 | 32 | 36 | 6 | 70 | 242 | 284 |
| Springfield | 74 | 27 | 36 | 11 | 65 | 257 | 174 |

| WESTERN DIVISION | | | | | | | |
|------------------|----|----|----|----|-----|-----|-----|
| | GP | W | L | T | PTS | GF | GA |
| x-Buffalo | 74 | 41 | 18 | 15 | 97 | 282 | 192 |
| x-Cleveland | 74 | 30 | 32 | 12 | 72 | 213 | 245 |
| x-Quebec | 74 | 26 | 34 | 14 | 66 | 235 | 258 |
| Rochester | 74 | 25 | 38 | 11 | 61 | 237 | 295 |

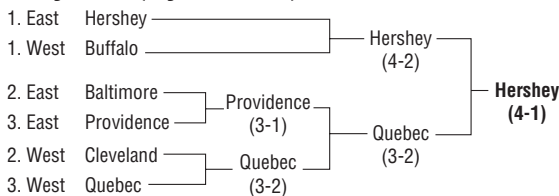
Leading Scorers

| | GP | G | A | PTS |
|--------------------------------|----|----|----|-----|
| Jeannot Gilbert, Hershey | 71 | 35 | 65 | 100 |
| Michel Harvey, Hershey | 74 | 41 | 52 | 93 |
| Guy Trottier, Buffalo | 72 | 45 | 37 | 82 |
| Ron Ward, Rochester | 73 | 35 | 43 | 78 |
| Willie Marshall, Baltimore | 74 | 26 | 52 | 78 |
| Jean-Marie Cossette, Baltimore | 64 | 27 | 48 | 75 |
| Chuck Hamilton, Hershey | 74 | 28 | 46 | 74 |
| Don McKenney, Providence | 74 | 26 | 48 | 74 |
| Rene Drolet, Quebec | 61 | 30 | 42 | 72 |
| Norm Beaudin, Buffalo | 74 | 32 | 39 | 71 |

Leading Goaltenders

| | GP | W | L | T | GAA |
|---------------------------|----|----|----|----|------|
| Gilles Villemure, Buffalo | 62 | 36 | 12 | 14 | 2.41 |
| John Henderson, Hershey | 41 | 23 | 14 | 3 | 2.95 |
| Andre Gill, Hershey | 27 | 15 | 10 | 2 | 3.19 |
| Dunc Wilson, Quebec | 37 | 11 | 14 | 9 | 3.24 |
| Ernie Wakely, Cleveland | 65 | 25 | 28 | 11 | 3.27 |

Playoffs (By Games)



1969-70 Standings

| EASTERN DIVISION | | | | | | | |
|------------------|----|----|----|----|-----|-----|-----|
| | GP | W | L | T | PTS | GF | GA |
| x-Montreal | 72 | 43 | 15 | 14 | 100 | 327 | 195 |
| x-Springfield | 72 | 38 | 29 | 5 | 81 | 287 | 287 |
| x-Quebec | 72 | 27 | 39 | 6 | 60 | 221 | 272 |
| Providence | 72 | 23 | 36 | 13 | 59 | 218 | 267 |

| WESTERN DIVISION | | | | | | | |
|------------------|----|----|----|----|-----|-----|-----|
| | GP | W | L | T | PTS | GF | GA |
| x-Buffalo | 72 | 40 | 17 | 15 | 95 | 280 | 193 |
| x-Hershey | 72 | 28 | 28 | 16 | 72 | 247 | 249 |
| x-Baltimore | 72 | 25 | 30 | 17 | 67 | 230 | 252 |
| Cleveland | 72 | 23 | 33 | 16 | 62 | 222 | 255 |
| Rochester | 72 | 18 | 38 | 16 | 52 | 253 | 315 |


Leading Scorers

| | GP | G | A | PTS |
|--------------------------------|----|----|----|-----|
| Jude Drouin, Montreal | 65 | 37 | 69 | 106 |
| Gordon Labossiere, Springfield | 60 | 30 | 59 | 89 |
| Guy Trottier, Buffalo | 71 | 55 | 33 | 88 |
| Doug Robinson, Springfield | 70 | 45 | 41 | 86 |
| Marc Dufour, Springfield | 71 | 32 | 53 | 85 |
| Guy Charron, Montreal | 65 | 37 | 45 | 82 |
| Norm Beaudin, Cleveland | 70 | 37 | 44 | 81 |
| Rene Drolet, Quebec | 71 | 32 | 48 | 80 |
| Billy Inglis, Springfield | 72 | 31 | 44 | 75 |
| Norm Armstrong, Rochester | 70 | 30 | 45 | 75 |

Leading Goaltenders

| | GP | W | L | T | GAA |
|---------------------------|----|----|----|----|------|
| Gilles Villemure, Buffalo | 65 | 36 | 12 | 12 | 2.52 |
| Jack Norris, Montreal | 55 | 35 | 9 | 10 | 2.74 |
| Gary Kurt, Cleveland | 40 | 13 | 17 | 8 | 3.13 |
| Andre Gill, Hershey | 52 | 23 | 17 | 10 | 3.17 |
| Joe Daley, Baltimore | 34 | 14 | 15 | 3 | 3.44 |
| Dunc Wilson, Quebec | 57 | 22 | 29 | 4 | 3.49 |
| Marcel Paille, Providence | 62 | 20 | 30 | 10 | 3.55 |
| Andy Brown, Baltimore | 40 | 10 | 14 | 13 | 3.60 |
| Bruce Landon, Springfield | 45 | 25 | 18 | 2 | 3.74 |
| Gerry Gray, Cleveland | 35 | 10 | 16 | 8 | 3.94 |

Playoffs (By Games)



*Round Robin – Montreal eliminated by Springfield and Buffalo



All-Time Standings

1970-71 Standings

| EASTERN DIVISION | | | | | | | |
|------------------|----|----|----|----|-----|-----|-----|
| | GP | W | L | T | PTS | GF | GA |
| x-Providence | 72 | 28 | 31 | 13 | 69 | 257 | 270 |
| x-Montreal | 72 | 27 | 31 | 14 | 68 | 215 | 239 |
| x-Springfield* | 72 | 29 | 35 | 8 | 66 | 244 | 281 |
| Quebec* | 72 | 25 | 31 | 16 | 66 | 211 | 240 |
| WESTERN DIVISION | | | | | | | |
| | GP | W | L | T | PTS | GF | GA |
| x-Baltimore | 72 | 40 | 23 | 9 | 89 | 263 | 224 |
| x-Cleveland | 72 | 39 | 26 | 7 | 85 | 272 | 208 |
| x-Hershey | 72 | 31 | 31 | 10 | 72 | 238 | 212 |
| Rochester | 72 | 25 | 36 | 11 | 61 | 222 | 248 |

*Springfield eliminated Quebec in a one-game playoff tiebreaker

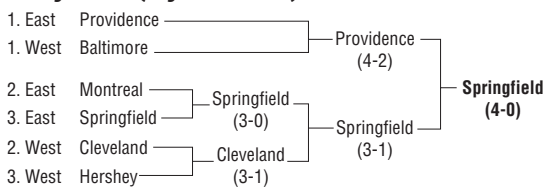
Leading Scorers

| | GP | G | A | PTS |
|--------------------------------|----|----|----|-----|
| Fred Speck, Baltimore | 72 | 31 | 61 | 92 |
| Marc Dufour, Baltimore | 69 | 31 | 51 | 82 |
| Wayne Rivers, Baltimore | 65 | 38 | 37 | 75 |
| Norm Beaudin, Cleveland | 59 | 27 | 48 | 75 |
| Joey Johnston, Cleveland | 72 | 27 | 47 | 74 |
| Joe Szura, Providence | 70 | 21 | 53 | 74 |
| Bob Leiter, Hershey | 72 | 33 | 36 | 69 |
| Don Blackburn, Rochester | 62 | 25 | 44 | 69 |
| Doug Volmar, Springfield | 69 | 42 | 26 | 68 |
| Randy Rota, Providence | 68 | 31 | 34 | 65 |
| Rey Comeau, Montreal-Cleveland | 70 | 26 | 39 | 65 |

Leading Goaltenders

| | GP | W | L | T | GAA |
|--------------------------|----|----|----|----|------|
| Gary Kurt, Cleveland | 42 | 24 | 12 | 3 | 2.67 |
| Andre Gill, Hershey | 40 | 18 | 14 | 8 | 2.67 |
| Ken Dryden, Montreal | 33 | 16 | 7 | 8 | 2.68 |
| Andy Brown, Baltimore | 50 | 28 | 13 | 8 | 2.86 |
| Fern Rivard, Cleveland | 36 | 15 | 14 | 4 | 2.98 |
| Dan Bouchard, Hershey | 33 | 12 | 16 | 2 | 3.13 |
| Michel Belhumeur, Quebec | 37 | 12 | 15 | 8 | 3.16 |
| Serge Aubry, Rochester | 51 | -- | -- | -- | 3.20 |
| Bobby Taylor, Quebec | 39 | 13 | 15 | 8 | 3.39 |
| Billy Smith, Springfield | 49 | 19 | 20 | 6 | 3.51 |

Playoffs (By Games)



1971-72 Standings

| EASTERN DIVISION | | | | | | | |
|------------------|----|----|----|----|-----|-----|-----|
| | GP | W | L | T | PTS | GF | GA |
| x-Boston | 76 | 41 | 21 | 14 | 96 | 260 | 191 |
| x-Nova Scotia | 76 | 41 | 21 | 14 | 96 | 274 | 202 |
| x-Springfield | 76 | 31 | 30 | 15 | 77 | 273 | 266 |
| x-Providence | 76 | 28 | 37 | 11 | 67 | 250 | 274 |
| Rochester | 76 | 28 | 38 | 10 | 66 | 242 | 311 |
| WESTERN DIVISION | | | | | | | |
| | GP | W | L | T | PTS | GF | GA |
| x-Baltimore | 76 | 34 | 31 | 11 | 79 | 240 | 249 |
| x-Hershey | 76 | 33 | 30 | 13 | 79 | 266 | 253 |
| x-Cincinnati | 76 | 30 | 28 | 18 | 78 | 252 | 258 |
| x-Cleveland | 76 | 32 | 34 | 10 | 74 | 269 | 263 |
| Richmond | 76 | 29 | 34 | 13 | 71 | 237 | 218 |
| Tidewater | 76 | 22 | 45 | 9 | 53 | 197 | 275 |

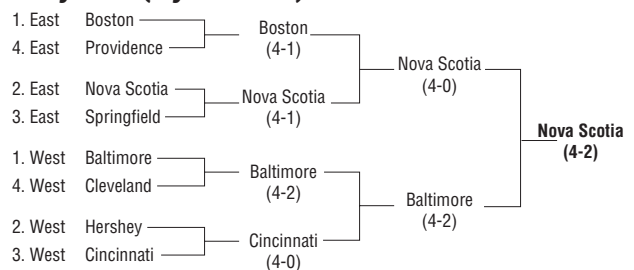
Leading Scorers

| | GP | G | A | PTS |
|-----------------------------|----|----|----|-----|
| Don Blackburn, Providence | 76 | 34 | 65 | 99 |
| Buster Harvey, Cleveland | 73 | 41 | 54 | 95 |
| Terry Caffrey, Cleveland | 65 | 29 | 59 | 88 |
| Gord Labossiere, Cleveland | 66 | 40 | 45 | 85 |
| Ed Hoekstra, Springfield | 68 | 16 | 69 | 85 |
| Wayne Rivers, Springfield | 74 | 48 | 33 | 81 |
| Pete Laframboise, Baltimore | 72 | 37 | 44 | 81 |
| Germain Gagnon, Nova Scotia | 70 | 25 | 56 | 81 |
| Joe Szura, Baltimore | 72 | 38 | 38 | 76 |
| Doug Roberts, Boston | 74 | 35 | 40 | 75 |

Leading Goaltenders

| | GP | W | L | T | GAA |
|----------------------------|----|----|----|----|------|
| Ross Brooks, Boston | 30 | 14 | 8 | 7 | 2.38 |
| Dan Bouchard, Boston | 50 | 27 | 13 | 7 | 2.51 |
| Wayne Thomas, Nova Scotia | 41 | 22 | 8 | 10 | 2.51 |
| Michel Belhumeur, Richmond | 45 | 20 | 17 | 8 | 2.76 |
| Michel Plasse, Nova Scotia | 36 | 17 | 13 | 4 | 2.77 |
| Billy Smith, Springfield | 28 | 13 | 10 | 5 | 2.80 |
| Andre Gill, Hershey | 40 | 17 | 13 | 9 | 2.96 |
| Bobby Taylor, Richmond | 26 | 7 | 14 | 4 | 3.04 |
| Rocky Farr, Cincinnati | 52 | 20 | 16 | 10 | 3.06 |
| Fern Rivard, Cleveland | 40 | 12 | 19 | 5 | 3.21 |

Playoffs (By Games)



All-Time Standings

1972-73 Standings

| EASTERN DIVISION | | | | | | | |
|------------------|----|----|----|----|-----|-----|-----|
| | GP | W | L | T | PTS | GF | GA |
| x-Nova Scotia | 76 | 43 | 18 | 15 | 101 | 316 | 191 |
| x-Boston | 76 | 34 | 29 | 13 | 81 | 248 | 256 |
| x-Rochester | 76 | 33 | 31 | 12 | 78 | 239 | 276 |
| x-Providence | 76 | 32 | 30 | 14 | 78 | 253 | 255 |
| Springfield | 76 | 18 | 42 | 16 | 52 | 265 | 344 |
| New Haven | 76 | 16 | 40 | 20 | 52 | 246 | 331 |

| WESTERN DIVISION | | | | | | | |
|------------------|----|----|----|----|-----|-----|-----|
| | GP | W | L | T | PTS | GF | GA |
| x-Cincinnati | 76 | 54 | 17 | 5 | 113 | 351 | 206 |
| x-Hershey | 76 | 42 | 23 | 11 | 95 | 326 | 231 |
| x-Virginia | 76 | 38 | 22 | 16 | 92 | 258 | 221 |
| x-Richmond | 76 | 30 | 36 | 10 | 70 | 272 | 280 |
| Jacksonville* | 76 | 23 | 44 | 9 | 55 | 251 | 329 |
| Baltimore | 76 | 17 | 48 | 11 | 45 | 210 | 315 |

*Cleveland moved to Jacksonville, Jan. 19, 1973.

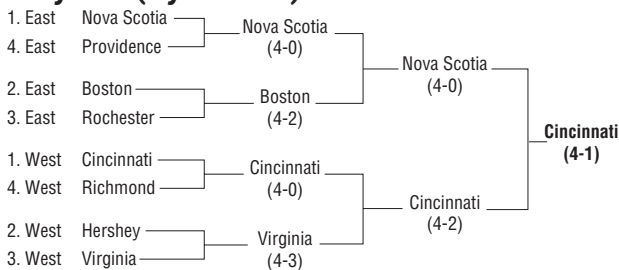
Leading Scorers

| | GP | G | A | PTS |
|--------------------------------|----|----|----|-----|
| Yvon Lambert, Nova Scotia | 76 | 52 | 52 | 104 |
| Tony Featherstone, Nova Scotia | 74 | 49 | 54 | 103 |
| Morris Stefaniw, Nova Scotia | 64 | 30 | 71 | 101 |
| Billy Inglis, Cincinnati | 75 | 40 | 57 | 97 |
| Jeannot Gilbert, Hershey | 71 | 31 | 58 | 89 |
| Rene Drolet, Richmond | 76 | 34 | 53 | 87 |
| Orest Kindrachuk, Richmond | 72 | 35 | 51 | 86 |
| Rick Dudley, Cincinnati | 64 | 40 | 44 | 84 |
| Danny Schock, Richmond | 74 | 48 | 36 | 84 |
| Phil Hoene, Springfield | 70 | 36 | 44 | 80 |
| Joe Robertson, Cincinnati | 76 | 30 | 50 | 80 |
| Art Stratton, Virginia | 76 | 30 | 50 | 80 |

Leading Goaltenders

| | GP | W | L | T | GAA |
|------------------------------|----|----|----|----|------|
| Michel Larocque, Nova Scotia | 47 | -- | -- | -- | 2.50 |
| Doug Grant, Virginia | 51 | -- | -- | -- | 2.54 |
| Michel Deguise, Nova Scotia | 28 | -- | -- | -- | 2.63 |
| Rocky Farr, Cincinnati | 48 | -- | -- | -- | 2.64 |
| Gary Bromley, Cincinnati | 31 | -- | -- | -- | 2.66 |
| Paul Hoganson, Hershey | 41 | -- | -- | -- | 2.93 |
| Wayne Wood, Providence | 58 | -- | -- | -- | 3.02 |
| Dave Reece, Boston | 41 | -- | -- | -- | 3.07 |
| Denis Herron, Hershey | 21 | -- | -- | -- | 3.19 |
| John Garrett, Richmond | 37 | -- | -- | -- | 3.26 |

Playoffs (By Games)



1973-74 Standings

| NORTHERN DIVISION | | | | | | | |
|-------------------|----|----|----|----|-----|-----|-----|
| | GP | W | L | T | PTS | GF | GA |
| x-Rochester | 76 | 42 | 21 | 13 | 97 | 296 | 248 |
| x-Providence | 76 | 38 | 26 | 12 | 88 | 330 | 244 |
| x-Nova Scotia | 76 | 37 | 27 | 12 | 86 | 263 | 223 |
| x-New Haven | 76 | 35 | 31 | 10 | 80 | 291 | 275 |
| Boston | 76 | 23 | 40 | 13 | 59 | 239 | 297 |
| Springfield | 76 | 21 | 40 | 15 | 57 | 251 | 327 |

| SOUTHERN DIVISION | | | | | | | |
|-------------------|----|----|----|----|-----|-----|-----|
| | GP | W | L | T | PTS | GF | GA |
| x-Baltimore | 76 | 42 | 24 | 10 | 94 | 310 | 232 |
| x-Hershey | 76 | 39 | 23 | 14 | 92 | 320 | 241 |
| x-Cincinnati | 76 | 40 | 25 | 11 | 91 | 273 | 233 |
| x-Richmond | 76 | 22 | 40 | 14 | 58 | 248 | 320 |
| Jacksonville | 76 | 24 | 44 | 8 | 56 | 244 | 334 |
| Virginia | 76 | 22 | 44 | 10 | 54 | 216 | 307 |

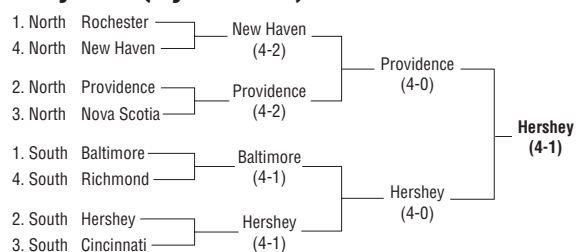
Leading Scorers

| | GP | G | A | PTS |
|----------------------------|----|----|----|-----|
| Steve West, New Haven | 76 | 50 | 60 | 110 |
| Marc Dufour, Baltimore | 74 | 42 | 62 | 104 |
| Art Stratton, Rochester | 76 | 24 | 71 | 95 |
| Bob Rivard, Baltimore | 76 | 36 | 56 | 92 |
| Barry Merrell, Rochester | 75 | 28 | 59 | 87 |
| Larry Fullan, Nova Scotia | 76 | 37 | 47 | 84 |
| Rick Middleton, Providence | 63 | 36 | 48 | 84 |
| Murray Kuntz, Rochester | 73 | 51 | 31 | 82 |
| Doug Gibson, Boston | 76 | 31 | 51 | 82 |
| Howie Menard, Baltimore | 73 | 42 | 39 | 81 |

Leading Goaltenders

| | GP | W | L | T | GAA |
|----------------------------|----|----|----|----|------|
| Jim Shaw, Nova Scotia | 41 | 23 | 14 | 2 | 2.68 |
| Ken Lockett, Baltimore | 37 | 21 | 11 | 4 | 2.79 |
| Gary Bromely, Cincinnati | 34 | 19 | 11 | 3 | 2.80 |
| Curt Ridley, Providence | 39 | 19 | 11 | 6 | 2.87 |
| Gary Inness, Hershey | 20 | 11 | 4 | 4 | 2.89 |
| Lynn Zimmerman, Rochester | 46 | 27 | 12 | 7 | 2.90 |
| Dave Elenbaas, Nova Scotia | 39 | 14 | 13 | 10 | 2.96 |
| Lyle Carter, New Haven | 37 | 17 | 11 | 6 | 2.97 |
| Tim Regan, Cincinnati | 31 | 13 | 11 | 6 | 3.07 |
| Denis DeJordy, Baltimore | 42 | 21 | 13 | 6 | 3.23 |

Playoffs (By Games)



All-Time Standings

1974-75 Standings

| | NORTHERN DIVISION | | | | | | |
|----------------|-------------------|----|----|----|-----|-----|-----|
| | GP | W | L | T | PTS | GF | GA |
| x-Providence | 76 | 43 | 21 | 12 | 98 | 317 | 263 |
| x-Rochester | 76 | 42 | 25 | 9 | 93 | 317 | 243 |
| x-Nova Scotia | 75 | 40 | 26 | 9 | 89 | 270 | 227 |
| x-Springfield* | 75 | 33 | 30 | 12 | 78 | 299 | 256 |
| x-New Haven | 76 | 30 | 35 | 11 | 71 | 282 | 302 |
| | SOUTHERN DIVISION | | | | | | |
| | GP | W | L | T | PTS | GF | GA |
| x-Virginia | 75 | 31 | 31 | 13 | 75 | 254 | 250 |
| x-Richmond | 75 | 29 | 39 | 7 | 65 | 261 | 293 |
| x-Hershey | 75 | 27 | 38 | 10 | 64 | 259 | 303 |
| Syracuse | 75 | 21 | 43 | 11 | 53 | 254 | 332 |
| Baltimore** | 46 | 14 | 22 | 10 | 38 | 136 | 180 |

*Springfield changed its name from Kings to Indians, Feb. 7, 1975.

**Baltimore withdrew, Jan. 23, 1975.

Leading Scorers

| | GP | G | A | PTS |
|------------------------------|----|----|----|-----|
| Doug Gibson, Rochester | 75 | 44 | 72 | 116 |
| Pete Sullivan, Nova Scotia | 75 | 44 | 60 | 104 |
| Tom Cassidy, Springfield | 72 | 32 | 59 | 91 |
| Pierre Laganieri, Providence | 75 | 25 | 61 | 86 |
| Barry Merrell, Rochester | 74 | 44 | 41 | 85 |
| Jerry Holland, Providence | 67 | 44 | 35 | 79 |
| Rene Drolet, Virginia | 72 | 26 | 52 | 78 |
| Dave Hynes, Rochester | 59 | 42 | 35 | 77 |
| Tom Colley, New Haven | 76 | 29 | 47 | 76 |
| Don Howse, Nova Scotia | 68 | 30 | 43 | 73 |
| Andre Peloffy, Richmond | 62 | 29 | 44 | 73 |

Leading Goaltenders

| | GP | W | L | T | GAA |
|----------------------------|----|----|----|---|------|
| Ed Walsh, Nova Scotia | 46 | 27 | 13 | 6 | 2.77 |
| Dave Reece, Rochester | 42 | 19 | 16 | 7 | 2.92 |
| Bob Sneddon, Rochester | 35 | 22 | 7 | 2 | 3.14 |
| Dave Elenbaas, Nova Scotia | 30 | 13 | 13 | 3 | 3.15 |
| Doug Grant, Virginia | 35 | 14 | 11 | 8 | 3.21 |
| Rick Charron, Springfield | 42 | 16 | 16 | 6 | 3.24 |
| Curt Ridley, Providence | 57 | 32 | 14 | 9 | 3.27 |
| Steve Rexe, Springfield | 41 | 16 | 13 | 6 | 3.44 |
| Lynn Zimmerman, Baltimore | 40 | 14 | 17 | 8 | 3.55 |
| Terry Richardson, Virginia | 30 | 10 | 13 | 3 | 3.57 |

Playoffs (By Games)

| | | | | |
|----------|-------------|-------------------|-------------------|-------------------|
| 1. North | Providence | Springfield (4-2) | Springfield (4-2) | Springfield (4-1) |
| 4. North | Springfield | | | |
| 2. North | Rochester | Rochester (4-2) | | |
| 3. North | Nova Scotia | | | |
| 1. South | Virginia | New Haven (4-1) | New Haven (4-1) | |
| 5. North | *New Haven | | | |
| 2. South | Richmond | Hershey (4-3) | | |
| 3. South | Hershey | | | |

*New Haven defeated Syracuse in a one-game play-in.

1975-76 Standings

| | NORTHERN DIVISION | | | | | | |
|---------------|-------------------|----|----|---|-----|-----|-----|
| | GP | W | L | T | PTS | GF | GA |
| x-Nova Scotia | 76 | 48 | 20 | 8 | 104 | 326 | 209 |
| x-Rochester | 76 | 42 | 25 | 9 | 93 | 304 | 243 |
| x-Providence | 76 | 34 | 34 | 8 | 76 | 294 | 300 |
| Springfield | 76 | 33 | 39 | 4 | 70 | 267 | 321 |
| | SOUTHERN DIVISION | | | | | | |
| | GP | W | L | T | PTS | GF | GA |
| x-Hershey | 76 | 39 | 31 | 6 | 84 | 304 | 275 |
| x-Richmond | 76 | 29 | 39 | 8 | 66 | 262 | 297 |
| x-New Haven | 76 | 29 | 39 | 8 | 66 | 261 | 295 |
| Baltimore | 76 | 21 | 48 | 7 | 49 | 238 | 316 |

Leading Scorers

| | GP | G | A | PTS |
|----------------------------|----|----|----|-----|
| Jean-Guy Gratton, Hershey | 73 | 35 | 58 | 93 |
| Ron Andruff, Nova Scotia | 74 | 42 | 46 | 88 |
| Greg Holst, Providence | 69 | 37 | 44 | 81 |
| Guy Chouinard, Nova Scotia | 70 | 40 | 40 | 80 |
| Gordie Clark, Rochester | 72 | 30 | 49 | 79 |
| Pierre Mondou, Nova Scotia | 74 | 34 | 43 | 77 |
| Fred Speck, Baltimore | 76 | 23 | 52 | 75 |
| Larry Fullan, Richmond | 76 | 18 | 57 | 75 |
| Wayne Schaab, Richmond | 74 | 36 | 36 | 72 |
| Tom Colley, New Haven | 76 | 38 | 31 | 69 |
| Norm Dube, Springfield | 66 | 31 | 38 | 69 |
| Barry Merrell, Rochester | 70 | 28 | 41 | 69 |

Leading Goaltenders

| | GP | W | L | T | GAA |
|-----------------------------|----|----|----|---|------|
| Dave Elenbaas, Nova Scotia | 48 | 36 | 7 | 4 | 2.38 |
| Ross Brooks, Rochester | 34 | 20 | 12 | 2 | 3.00 |
| Ed Walsh, Nova Scotia | 31 | 12 | 13 | 4 | 3.06 |
| Ken Broderick, Rochester | 42 | 22 | 13 | 7 | 3.21 |
| Gord Laxton, Hershey | 31 | 16 | 11 | 4 | 3.36 |
| Don Edwards, Hershey | 39 | 23 | 12 | 2 | 3.41 |
| Brian Holderness, New Haven | 29 | 12 | 15 | 2 | 3.43 |
| Michel Belhumeur, Richmond | 45 | 19 | 24 | 2 | 3.56 |
| Dave Hainsworth, Baltimore | 55 | 15 | 33 | 6 | 3.76 |
| Ed Staniewski, Providence | 29 | 15 | 11 | 1 | 3.79 |

Playoffs (By Games)

| | | | |
|----------|-------------|-------------------|-------------------|
| 1. North | Nova Scotia | Nova Scotia (4-0) | Nova Scotia (4-1) |
| 2. North | Rochester | | |
| 3. North | Providence | | |
| 1. South | Hershey | Hershey (4-1) | |
| 2. South | Richmond | | |
| 3. South | New Haven | | |



All-Time Standings

1976-77 Standings

| | GP | W | L | T | PTS | GF | GA |
|---------------|----|----|----|---|-----|-----|-----|
| x-Nova Scotia | 80 | 52 | 22 | 6 | 110 | 308 | 225 |
| x-New Haven | 80 | 43 | 31 | 6 | 92 | 333 | 287 |
| x-Rochester | 80 | 42 | 33 | 5 | 89 | 320 | 273 |
| x-Hershey | 80 | 36 | 38 | 6 | 78 | 282 | 293 |
| Springfield | 80 | 28 | 51 | 1 | 57 | 302 | 390 |
| Rhode Island | 80 | 25 | 51 | 4 | 54 | 282 | 359 |

Leading Scorers

| | GP | G | A | PTS |
|------------------------------|----|----|----|-----|
| Andre Peloffy, Springfield | 79 | 42 | 57 | 99 |
| Eddie Johnstone, New Haven | 80 | 40 | 58 | 98 |
| Doug Gibson, Rochester | 78 | 41 | 56 | 97 |
| Tom Colley, New Haven | 80 | 37 | 56 | 93 |
| Blake Dunlop, New Haven | 76 | 33 | 60 | 93 |
| Pierre Mondou, Nova Scotia | 71 | 44 | 45 | 89 |
| Walt Ledingham, Rhode Island | 73 | 29 | 57 | 86 |
| Rod Schutt, Nova Scotia | 80 | 33 | 51 | 84 |
| Ron Garwasiuk, Rochester | 68 | 32 | 42 | 74 |
| Rick Adduono, Rochester | 77 | 29 | 45 | 74 |

Leading Goaltenders

| | GP | W | L | T | GAA |
|------------------------------------|----|----|----|---|------|
| Dave Elenbaas, Nova Scotia | 31 | 21 | 7 | 3 | 2.61 |
| Ed Walsh, Nova Scotia | 40 | 26 | 12 | 2 | 2.86 |
| Don Edwards, Hershey | 47 | 26 | 15 | 6 | 2.91 |
| Paul Harrison, New Haven | 55 | 32 | 17 | 6 | 3.16 |
| Jim Pettie, Rochester | 43 | 26 | 15 | 1 | 3.19 |
| Dave Reece, Rochester-Rhode Island | 43 | 17 | 21 | 2 | 3.85 |
| Bob Sauve, Hershey-Rhode Island | 34 | 9 | 22 | 1 | 4.17 |
| Grant Cole, Springfield | 49 | 18 | 24 | 0 | 4.53 |
| Jerome Mrazek, Springfield-Hershey | 43 | 11 | 27 | 1 | 5.10 |

Playoffs (By Games)

| | | |
|----------------|-------------------|-------------------|
| 1. Nova Scotia | Nova Scotia (4-2) | Nova Scotia (4-2) |
| 4. Hershey | | |
| 2. New Haven | Rochester (4-2) | |
| 3. Rochester | | |

1977-78 Standings

| | GP | W | L | T | PTS | GF | GA |
|---------------|----|----|----|----|-----|-----|-----|
| x-Maine | 80 | 43 | 28 | 9 | 95 | 305 | 256 |
| x-Nova Scotia | 81 | 37 | 28 | 16 | 90 | 304 | 250 |
| x-Springfield | 81 | 39 | 33 | 9 | 87 | 348 | 350 |
| Binghamton | 81 | 27 | 46 | 8 | 62 | 287 | 377 |

NORTHERN DIVISION

| | GP | W | L | T | PTS | GF | GA |
|----------------|----|----|----|----|-----|-----|-----|
| x-Rochester | 81 | 43 | 31 | 7 | 93 | 332 | 296 |
| x-New Haven | 80 | 38 | 31 | 11 | 87 | 313 | 292 |
| x-Philadelphia | 81 | 35 | 35 | 11 | 81 | 294 | 290 |
| Hershey | 81 | 27 | 44 | 10 | 64 | 281 | 324 |
| Hampton* | 46 | 15 | 28 | 3 | 33 | 142 | 171 |

SOUTHERN DIVISION

| | GP | W | L | T | PTS | GF | GA |
|-----------------------------|----|----|----|----|-----|----|----|
| Gordie Brooks, Philadelphia | 81 | 42 | 56 | 98 | | | |
| Rick Adduono, Rochester | 76 | 38 | 60 | 98 | | | |
| Al Hill, Maine | 80 | 32 | 59 | 91 | | | |
| Bob Collyard, Philadelphia | 79 | 28 | 62 | 90 | | | |
| Gordie Clark, Rochester | 75 | 37 | 51 | 88 | | | |
| Andre Peloffy, Springfield | 67 | 33 | 55 | 88 | | | |
| Joe Hardy, Binghamton | 73 | 24 | 63 | 87 | | | |
| Tom Colley, New Haven | 80 | 32 | 54 | 86 | | | |
| Charlie Simmer, Springfield | 75 | 42 | 41 | 83 | | | |
| Drew Callander, Maine | 78 | 40 | 42 | 82 | | | |
| Blake Dunlop, Maine | 62 | 29 | 53 | 82 | | | |

* Hampton withdrew, Feb. 10, 1978.

Leading Scorers

| | GP | G | A | PTS |
|-----------------------------|----|----|----|-----|
| Gordie Brooks, Philadelphia | 81 | 42 | 56 | 98 |
| Rick Adduono, Rochester | 76 | 38 | 60 | 98 |
| Al Hill, Maine | 80 | 32 | 59 | 91 |
| Bob Collyard, Philadelphia | 79 | 28 | 62 | 90 |
| Gordie Clark, Rochester | 75 | 37 | 51 | 88 |
| Andre Peloffy, Springfield | 67 | 33 | 55 | 88 |
| Joe Hardy, Binghamton | 73 | 24 | 63 | 87 |
| Tom Colley, New Haven | 80 | 32 | 54 | 86 |
| Charlie Simmer, Springfield | 75 | 42 | 41 | 83 |
| Drew Callander, Maine | 78 | 40 | 42 | 82 |
| Blake Dunlop, Maine | 62 | 29 | 53 | 82 |

Leading Goaltenders

| | GP | W | L | T | GAA |
|-------------------------------|----|----|----|----|------|
| Hardy Astrom, New Haven | 27 | 17 | 5 | 3 | 2.63 |
| Maurice Barrette, Nova Scotia | 39 | 22 | 11 | 5 | 2.74 |
| Rejean Lemelin, Philadelphia | 60 | 31 | 21 | 7 | 2.96 |
| Rick St. Croix, Maine | 40 | 22 | 14 | 2 | 3.07 |
| Bob Holland, Nova Scotia | 38 | 13 | 14 | 11 | 3.17 |
| Jim Pettie, Rochester | 32 | 16 | 12 | 4 | 3.38 |
| Dave Parro, Rochester | 46 | 25 | 16 | 3 | 3.65 |
| Mario Lessard, Springfield | 57 | 30 | 19 | 6 | 3.71 |
| Doug Soetaert, New Haven | 38 | 16 | 16 | 6 | 3.75 |
| Goran Hogosta, Hershey | 23 | 6 | 13 | 3 | 3.92 |

Playoffs (By Games)

| | | |
|----------|--------------|-----------------|
| 1. North | Maine | Maine (4-3) |
| 2. North | Nova Scotia | |
| 3. North | Springfield | |
| 1. South | Rochester | New Haven (4-2) |
| 2. South | New Haven | |
| 3. South | Philadelphia | |



All-Time Standings

1978-79 Standings

| NORTHERN DIVISION | | | | | | | |
|-------------------|----|----|----|----|-----|-----|-----|
| | GP | W | L | T | PTS | GF | GA |
| x-Maine | 80 | 45 | 22 | 13 | 103 | 350 | 252 |
| x-New Brunswick | 80 | 41 | 29 | 10 | 92 | 315 | 288 |
| x-Nova Scotia | 80 | 39 | 37 | 4 | 82 | 313 | 302 |
| Springfield | 80 | 33 | 38 | 9 | 75 | 289 | 290 |

| SOUTHERN DIVISION | | | | | | | |
|-------------------|-----|----|----|----|-----|-----|-----|
| | GP | W | L | T | PTS | GF | GA |
| x-New Haven | 80 | 46 | 25 | 9 | 101 | 346 | 271 |
| x-Hershey | *79 | 35 | 36 | 8 | 78 | 311 | 324 |
| x-Binghamton | *79 | 32 | 42 | 5 | 69 | 300 | 320 |
| Rochester | 80 | 26 | 42 | 12 | 64 | 289 | 349 |
| Philadelphia | 80 | 23 | 49 | 8 | 54 | 230 | 347 |

*Binghamton at Hershey game postponed, Apr. 4, 1979; not re-scheduled.

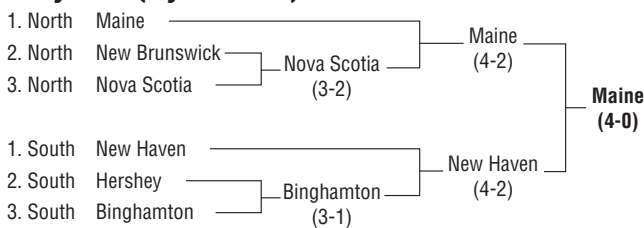
Leading Scorers

| | GP | G | A | PTS |
|-------------------------------|----|----|----|-----|
| Bernie Johnston, Maine | 70 | 29 | 66 | 95 |
| Wayne Schaab, Maine | 80 | 41 | 50 | 91 |
| Kirk Bowman, New Brunswick | 80 | 26 | 56 | 82 |
| Rick Meagher, Nova Scotia | 79 | 35 | 46 | 81 |
| Bobby Sheehan, New Haven | 70 | 33 | 48 | 81 |
| Claude Noel, Hershey | 76 | 30 | 50 | 80 |
| Dale Lewis, New Haven | 76 | 29 | 51 | 80 |
| Dave Lumley, Nova Scotia | 61 | 22 | 58 | 80 |
| Andre Peloffy, Springfield | 77 | 28 | 48 | 76 |
| Rocky Saganuik, New Brunswick | 62 | 47 | 29 | 76 |

Leading Goaltenders

| | GP | W | L | T | GAA |
|---------------------------------|----|----|----|---|------|
| Pierre Hamel, New Brunswick | 37 | 18 | 12 | 5 | 2.45 |
| Rick St. Croix, Philadelphia | 31 | 14 | 13 | 4 | 2.84 |
| Pete Peeters, Maine | 35 | 25 | 6 | 3 | 2.90 |
| Lindsay Middlebrook, New Haven | 54 | 29 | 19 | 5 | 3.22 |
| Richard Sevigny, Nova Scotia | 42 | 18 | 18 | 4 | 3.25 |
| Robbie Moore, Maine | 26 | 12 | 6 | 6 | 3.38 |
| Steve Baker, New Haven | 24 | 15 | 5 | 4 | 3.43 |
| Murray Bannerman, New Brunswick | 47 | 22 | 14 | 5 | 3.54 |
| Lorne Molleken, Springfield | 44 | 17 | 19 | 5 | 3.58 |
| Jim Bedard, Hershey | 26 | 9 | 11 | 2 | 3.76 |

Playoffs (By Games)



1979-80 Standings

| NORTHERN DIVISION | | | | | | | |
|-------------------|-----|----|----|----|-----|-----|-----|
| | GP | W | L | T | PTS | GF | GA |
| x-New Brunswick | *79 | 44 | 27 | 8 | 96 | 325 | 271 |
| x-Nova Scotia | *79 | 43 | 29 | 7 | 93 | 331 | 271 |
| x-Maine | 80 | 41 | 28 | 11 | 93 | 307 | 266 |
| x-Adirondack | 80 | 32 | 37 | 11 | 75 | 297 | 309 |
| Springfield | 80 | 31 | 37 | 12 | 74 | 292 | 302 |

| SOUTHERN DIVISION | | | | | | | |
|-------------------|----|----|----|----|-----|-----|-----|
| | GP | W | L | T | PTS | GF | GA |
| x-New Haven | 80 | 46 | 25 | 9 | 101 | 350 | 305 |
| x-Hershey | 80 | 35 | 39 | 6 | 76 | 289 | 273 |
| x-Syracuse | 80 | 31 | 42 | 7 | 69 | 303 | 364 |
| x-Rochester | 80 | 28 | 42 | 10 | 66 | 260 | 327 |
| Binghamton | 80 | 24 | 49 | 7 | 55 | 268 | 334 |

*New Brunswick at Nova Scotia game postponed, Mar. 23, 1980; not re-scheduled.

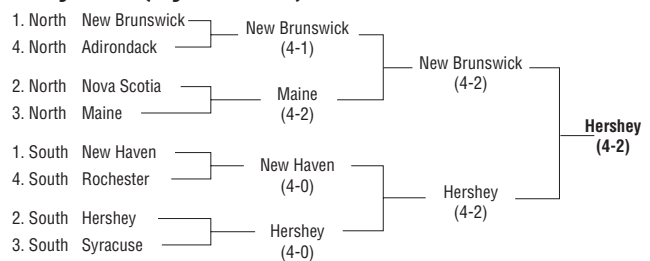
Leading Scorers

| | GP | G | A | PTS |
|-------------------------------|----|----|----|-----|
| Norm Dube, Nova Scotia | 77 | 40 | 61 | 101 |
| Keith Acton, Nova Scotia | 75 | 45 | 53 | 98 |
| Gordie Clark, Maine | 79 | 47 | 43 | 90 |
| Bruce Boudreau, New Brunswick | 75 | 36 | 54 | 90 |
| Bill Lochead, New Haven | 68 | 46 | 43 | 89 |
| Rich Shinske, Adirondack | 78 | 22 | 58 | 80 |
| Paul Evans, Maine | 80 | 21 | 56 | 77 |
| Rick Meagher, Nova Scotia | 64 | 32 | 44 | 76 |
| Dan Metivier, Nova Scotia | 76 | 35 | 40 | 75 |
| Gordie Brooks, Syracuse | 77 | 34 | 41 | 75 |

Leading Goaltenders

| | GP | W | L | T | GAA |
|---------------------------------|----|----|----|---|------|
| Rick St. Croix, Maine | 46 | 25 | 14 | 7 | 2.90 |
| Richard Sevigny, Nova Scotia | 35 | 19 | 12 | 4 | 3.25 |
| Rick Wamsley, Nova Scotia | 40 | 19 | 16 | 2 | 3.25 |
| Dave Parro, Hershey | 54 | 20 | 30 | 3 | 3.27 |
| Murray Bannerman, New Brunswick | 61 | 30 | 19 | 5 | 3.32 |
| Robbie Moore, Maine | 32 | 14 | 11 | 4 | 3.48 |
| Al Jensen, Adirondack | 57 | 27 | 24 | 5 | 3.51 |
| Doug Soetaert, New Haven | 32 | 17 | 8 | 5 | 3.58 |
| Randy Ireland, Rochester | 29 | 9 | 10 | 5 | 3.62 |
| Terry Richardson, Springfield | 46 | 15 | 22 | 7 | 3.65 |

Playoffs (By Games)



All-Time Standings

1980-81 Standings

| NORTHERN DIVISION | | | | | | | |
|-------------------|----|----|----|----|-----|-----|-----|
| | GP | W | L | T | PTS | GF | GA |
| x-Maine | 80 | 45 | 28 | 7 | 97 | 319 | 292 |
| x-New Brunswick | 80 | 37 | 33 | 10 | 84 | 317 | 298 |
| x-Nova Scotia | 80 | 38 | 37 | 5 | 81 | 335 | 298 |
| x-Springfield | 80 | 34 | 41 | 5 | 73 | 312 | 343 |

| SOUTHERN DIVISION | | | | | | | |
|-------------------|----|----|----|----|-----|-----|-----|
| | GP | W | L | T | PTS | GF | GA |
| x-Hershey | 80 | 47 | 24 | 9 | 103 | 357 | 299 |
| x-Adirondack | 80 | 35 | 40 | 5 | 75 | 305 | 328 |
| x-Binghamton | 80 | 32 | 42 | 6 | 70 | 296 | 336 |
| x-New Haven | 80 | 29 | 40 | 11 | 69 | 295 | 321 |
| Rochester | 80 | 30 | 42 | 8 | 68 | 295 | 316 |

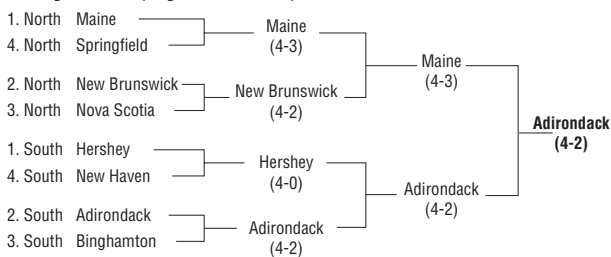
Leading Scorers

| | GP | G | A | PTS |
|--------------------------------|----|----|----|-----|
| Mark Lofthouse, Hershey | 72 | 48 | 55 | 103 |
| Dan Daoust, Nova Scotia | 80 | 38 | 60 | 98 |
| Tony Cassolato, Hershey | 74 | 48 | 46 | 94 |
| Dave Gorman, Nova Scotia | 79 | 43 | 47 | 90 |
| Norm Aubin, New Brunswick | 78 | 43 | 46 | 89 |
| Guy Carbonneau, Nova Scotia | 78 | 35 | 53 | 88 |
| Jean-Francois Sauve, Rochester | 56 | 29 | 54 | 83 |
| Craig Levie, Nova Scotia | 80 | 20 | 62 | 82 |
| Paul Evans, Maine | 78 | 28 | 52 | 80 |
| Reg Thomas, Nova Scotia | 73 | 36 | 43 | 79 |

Leading Goaltenders

| | GP | W | L | T | GAA |
|---------------------------------|----|----|----|---|------|
| Vincent Tremblay, New Brunswick | 46 | 24 | 12 | 8 | 3.24 |
| Pelle Lindbergh, Maine | 51 | 31 | 14 | 5 | 3.26 |
| Mark Holden, Nova Scotia | 42 | 20 | 17 | 1 | 3.43 |
| Marco Baron, Springfield | 23 | 12 | 11 | 0 | 3.45 |
| Ron Grahame, Binghamton | 22 | 12 | 6 | 2 | 3.48 |
| Rollie Boutin, Hershey | 53 | 32 | 15 | 5 | 3.57 |
| Steve Baker, New Haven | 25 | 10 | 11 | 4 | 3.57 |
| Jacques Cloutier, Rochester | 61 | 27 | 27 | 6 | 3.61 |
| Al Jensen, Adirondack | 60 | 27 | 21 | 3 | 3.84 |
| Robbie Moore, Maine | 25 | 11 | 11 | 2 | 3.86 |

Playoffs (By Games)



1981-82 Standings

| NORTHERN DIVISION | | | | | | | |
|-------------------|----|----|----|----|-----|-----|-----|
| | GP | W | L | T | PTS | GF | GA |
| x-New Brunswick | 80 | 48 | 21 | 11 | 107 | 338 | 227 |
| x-Maine | 80 | 47 | 26 | 7 | 101 | 325 | 272 |
| x-Nova Scotia | 80 | 35 | 35 | 10 | 80 | 330 | 313 |
| Springfield | 80 | 32 | 43 | 5 | 69 | 278 | 319 |
| Fredericton | 80 | 20 | 55 | 5 | 45 | 275 | 408 |

| SOUTHERN DIVISION | | | | | | | |
|-------------------|----|----|----|---|-----|-----|-----|
| | GP | W | L | T | PTS | GF | GA |
| x-Binghamton | 80 | 46 | 28 | 6 | 98 | 329 | 266 |
| x-Rochester | 80 | 40 | 31 | 9 | 89 | 325 | 286 |
| x-New Haven | 80 | 39 | 33 | 8 | 86 | 292 | 276 |
| x-Hershey | 80 | 36 | 38 | 6 | 78 | 316 | 347 |
| x-Adirondack | 80 | 34 | 37 | 9 | 77 | 299 | 285 |
| Erie | 80 | 22 | 52 | 6 | 50 | 317 | 425 |

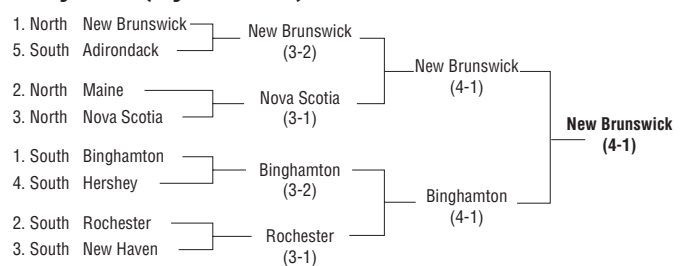
Leading Scorers

| | GP | G | A | PTS |
|------------------------------|----|----|----|-----|
| Mike Kasczyki, New Brunswick | 80 | 36 | 82 | 118 |
| Gordie Clark, Maine | 80 | 50 | 51 | 101 |
| Wayne Schaab, Maine | 80 | 27 | 69 | 96 |
| Guy Carbonneau, Nova Scotia | 77 | 27 | 67 | 94 |
| Wes Jarvis, Hershey | 56 | 31 | 61 | 92 |
| Bob Sullivan, Binghamton | 74 | 47 | 43 | 90 |
| Paul Evans, Maine | 79 | 33 | 57 | 90 |
| Richard David, Fredericton | 74 | 51 | 32 | 83 |
| Mike Krushelnyski, Erie | 62 | 31 | 52 | 83 |
| Steve Larmer, New Brunswick | 74 | 38 | 44 | 82 |

Leading Goaltenders

| | GP | W | L | T | GAA |
|-----------------------------------|----|----|----|---|------|
| Warren Skorodenski, New Brunswick | 28 | 16 | 8 | 4 | 2.55 |
| Jacques Cloutier, Rochester | 23 | 14 | 7 | 2 | 2.81 |
| Bob Janecyk, New Brunswick | 53 | 32 | 13 | 7 | 2.85 |
| Ken Holland, Binghamton | 46 | 27 | 13 | 4 | 2.92 |
| Mike Veisor, Binghamton | 22 | 13 | 8 | 1 | 3.09 |
| Larry Lozinski, Adirondack | 55 | 25 | 23 | 4 | 3.27 |
| Sam St. Laurent, Maine | 25 | 15 | 7 | 1 | 3.27 |
| Bob Froese, Maine | 33 | 16 | 11 | 4 | 3.28 |
| Pelle Lindbergh, Maine | 25 | 17 | 7 | 2 | 3.31 |
| Jim Rutherford, New Haven | 29 | 12 | 11 | 4 | 3.35 |

Playoffs (By Games)



All-Time Standings

1982-83 Standings

| NORTHERN DIVISION | | | | | | | |
|-------------------|----|----|----|---|-----|-----|-----|
| | GP | W | L | T | PTS | GF | GA |
| x-Fredericton | 80 | 45 | 27 | 8 | 98 | 348 | 284 |
| x-Nova Scotia | 80 | 41 | 34 | 5 | 87 | 378 | 333 |
| x-Maine | 80 | 39 | 33 | 8 | 86 | 342 | 309 |
| x-Adirondack | 80 | 36 | 39 | 5 | 77 | 329 | 343 |
| Moncton | 80 | 34 | 39 | 7 | 75 | 304 | 315 |
| Sherbrooke | 80 | 22 | 54 | 4 | 48 | 288 | 390 |

| SOUTHERN DIVISION | | | | | | | |
|-------------------|----|----|----|---|-----|-----|-----|
| | GP | W | L | T | PTS | GF | GA |
| x-Rochester | 80 | 46 | 25 | 9 | 101 | 389 | 325 |
| x-Hershey | 80 | 40 | 35 | 5 | 85 | 313 | 308 |
| x-New Haven | 80 | 38 | 34 | 8 | 84 | 337 | 329 |
| x-Binghamton | 80 | 36 | 36 | 8 | 80 | 320 | 333 |
| Baltimore | 80 | 35 | 36 | 9 | 79 | 362 | 366 |
| St. Catharines | 80 | 33 | 41 | 6 | 72 | 335 | 368 |
| Springfield | 80 | 31 | 43 | 6 | 68 | 282 | 324 |

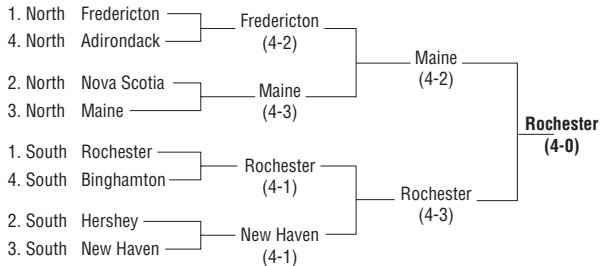
Leading Scorers

| | GP | G | A | PTS |
|--------------------------------|----|----|----|-----|
| Ross Yates, Binghamton | 77 | 41 | 84 | 125 |
| Bruce Boudreau, St. Catharines | 80 | 50 | 72 | 122 |
| Geordie Robertson, Rochester | 72 | 46 | 73 | 119 |
| Mike Gillis, Baltimore | 74 | 32 | 81 | 113 |
| Mitch Lamoureux, Baltimore | 80 | 57 | 50 | 107 |
| Jean-Francois Sauve, Rochester | 72 | 30 | 69 | 99 |
| Tony Currie, Fredericton | 67 | 47 | 48 | 95 |
| Reg Thomas, St. Catharines | 80 | 35 | 57 | 92 |
| Tony Cassolato, Hershey | 75 | 53 | 38 | 91 |
| Ray Cote, Moncton | 80 | 28 | 63 | 91 |

Leading Goaltenders

| | GP | W | L | T | GAA |
|---------------------------|----|----|----|---|------|
| Bob Froese, Maine | 33 | 18 | 11 | 3 | 3.36 |
| Bob Janecyk, Springfield | 47 | 19 | 24 | 4 | 3.64 |
| Paul Fricker, Binghamton | 39 | 13 | 18 | 3 | 3.67 |
| Phil Myre, Rochester | 43 | 28 | 8 | 5 | 3.68 |
| Chris Smith, Moncton | 35 | 15 | 16 | 3 | 3.68 |
| Paul Pageau, New Haven | 36 | 17 | 14 | 2 | 3.81 |
| Dave Parro, Hershey | 47 | 21 | 20 | 4 | 3.87 |
| Mark Holden, Nova Scotia | 41 | 21 | 16 | 1 | 4.05 |
| Roberto Romano, Baltimore | 38 | 19 | 14 | 3 | 4.05 |
| Greg Moffett, Nova Scotia | 43 | 20 | 18 | 4 | 4.08 |

Playoffs (By Games)



1983-84 Standings

| NORTHERN DIVISION | | | | | | | |
|-------------------|----|----|----|----|-----|-----|-----|
| | GP | W | L | T | PTS | GF | GA |
| x-Fredericton | 80 | 45 | 30 | 5 | 95 | 340 | 262 |
| x-Adirondack | 80 | 37 | 29 | 14 | 88 | 344 | 330 |
| x-Maine | 80 | 33 | 36 | 11 | 77 | 310 | 312 |
| x-Nova Scotia | 80 | 32 | 37 | 11 | 75 | 277 | 288 |
| Moncton | 80 | 32 | 40 | 8 | 72 | 251 | 278 |
| Sherbrooke | 80 | 22 | 53 | 5 | 49 | 301 | 419 |

| SOUTHERN DIVISION | | | | | | | |
|-------------------|----|----|----|----|-----|-----|-----|
| | GP | W | L | T | PTS | GF | GA |
| x-Baltimore | 80 | 46 | 24 | 10 | 102 | 384 | 304 |
| x-Rochester | 80 | 46 | 32 | 2 | 94 | 363 | 300 |
| x-St. Catharines | 80 | 43 | 31 | 6 | 92 | 364 | 346 |
| x-Springfield | 80 | 39 | 35 | 6 | 84 | 344 | 340 |
| New Haven | 80 | 36 | 40 | 4 | 76 | 365 | 371 |
| Binghamton | 80 | 33 | 43 | 4 | 70 | 359 | 388 |
| Hershey | 80 | 28 | 42 | 10 | 66 | 320 | 384 |

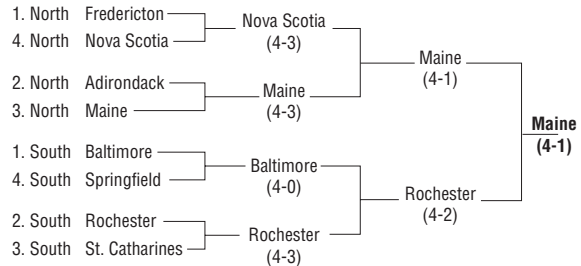
Leading Scorers

| | GP | G | A | PTS |
|--------------------------------|----|----|----|-----|
| Claude Larose, Sherbrooke | 80 | 53 | 67 | 120 |
| Murray Eaves, Sherbrooke | 78 | 47 | 68 | 115 |
| Mike Kaszycki, St. Catharines | 72 | 39 | 71 | 110 |
| Bruce Boudreau, St. Catharines | 80 | 47 | 62 | 109 |
| Ross Yates, Binghamton | 69 | 35 | 73 | 108 |
| Mal Davis, Rochester | 71 | 55 | 48 | 103 |
| Mark Lofthouse, New Haven | 79 | 37 | 64 | 101 |
| Norm Aubin, St. Catharines | 80 | 47 | 47 | 94 |
| Geordie Robertson, Rochester | 64 | 37 | 54 | 91 |
| Claude Verret, Rochester | 65 | 39 | 51 | 90 |

Leading Goaltenders

| | GP | W | L | T | GAA |
|-------------------------------|----|----|----|---|------|
| Brian Ford, Fredericton | 36 | 17 | 17 | 1 | 2.95 |
| Mike Zanier, Moncton | 31 | 11 | 15 | 1 | 3.30 |
| Mark Holden, Nova Scotia | 47 | 19 | 18 | 7 | 3.35 |
| Phil Myre, Rochester | 33 | 19 | 9 | 1 | 3.46 |
| Shawn MacKenzie, Maine | 34 | 14 | 13 | 5 | 3.48 |
| Chris Smith, Moncton | 39 | 15 | 18 | 4 | 3.48 |
| Steve Penney, Nova Scotia | 27 | 11 | 12 | 4 | 3.51 |
| Roberto Romano, Baltimore | 31 | 23 | 6 | 1 | 3.62 |
| Jacques Cloutier, Rochester | 51 | 26 | 22 | 1 | 3.63 |
| Tim Bernhardt, St. Catharines | 42 | 25 | 13 | 4 | 3.75 |

Playoffs (By Games)



All-Time Standings

1984-85 Standings

| NORTHERN DIVISION | | | | | | | |
|-------------------|----|----|----|----|-----|-----|-----|
| | GP | W | L | T | PTS | GF | GA |
| x-Maine | 80 | 38 | 32 | 10 | 86 | 296 | 266 |
| x-Fredericton | 80 | 36 | 36 | 8 | 80 | 279 | 301 |
| x-Sherbrooke | 80 | 37 | 38 | 5 | 79 | 323 | 329 |
| x-Nova Scotia | 80 | 36 | 37 | 7 | 79 | 292 | 295 |
| Adirondack | 80 | 35 | 37 | 8 | 78 | 290 | 336 |
| Moncton | 80 | 32 | 40 | 8 | 72 | 291 | 300 |

| SOUTHERN DIVISION | | | | | | | |
|-------------------|----|----|----|----|-----|-----|-----|
| | GP | W | L | T | PTS | GF | GA |
| x-Binghamton | 80 | 52 | 20 | 8 | 112 | 388 | 265 |
| x-Baltimore | 80 | 45 | 27 | 8 | 98 | 326 | 252 |
| x-Rochester | 80 | 40 | 27 | 13 | 93 | 333 | 301 |
| x-Springfield | 80 | 36 | 40 | 4 | 76 | 322 | 326 |
| New Haven | 80 | 31 | 41 | 8 | 70 | 315 | 341 |
| Hershey | 80 | 26 | 43 | 11 | 63 | 315 | 339 |
| St. Catharines | 80 | 24 | 50 | 6 | 54 | 272 | 391 |

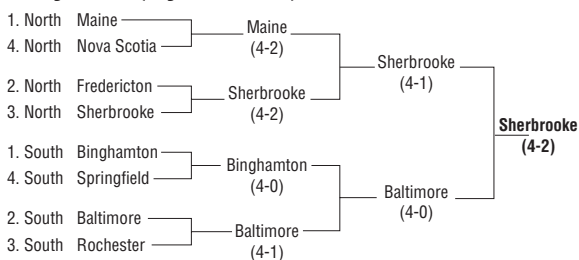
Leading Scorers

| | GP | G | A | PTS |
|------------------------------|----|----|----|-----|
| Paul Gardner, Binghamton | 64 | 51 | 79 | 130 |
| Claude Verret, Rochester | 76 | 40 | 53 | 93 |
| Pierre Rioux, Moncton | 69 | 25 | 66 | 91 |
| Steve Thomas, St. Catharines | 64 | 42 | 48 | 90 |
| Bruce Eakin, Moncton | 78 | 35 | 48 | 83 |
| Larry Floyd, Maine | 72 | 30 | 51 | 81 |
| Serge Boisvert, Sherbrooke | 63 | 38 | 41 | 79 |
| Claude Larose, Sherbrooke | 77 | 36 | 43 | 79 |
| Ray Cote, Nova Scotia | 79 | 36 | 43 | 79 |
| Mike Siltala, Binghamton | 74 | 42 | 36 | 78 |
| Grant Martin, Fredericton | 65 | 31 | 47 | 78 |

Leading Goaltenders

| | GP | W | L | T | GAA |
|--------------------------------|----|----|----|---|------|
| Jon Casey, Baltimore | 46 | 30 | 11 | 4 | 2.63 |
| Peter Sidorkiewicz, Binghamton | 45 | 31 | 9 | 5 | 3.05 |
| Sam St. Laurent, Maine | 55 | 26 | 22 | 7 | 3.11 |
| Mike Sands, Springfield | 46 | 23 | 17 | 3 | 3.24 |
| Bob Mason, Binghamton | 20 | 10 | 6 | 1 | 3.31 |
| Shawn MacKenzie, Maine | 24 | 8 | 8 | 3 | 3.35 |
| Marc D'Amour, Moncton | 37 | 18 | 14 | 2 | 3.36 |
| Mike Zanier, Nova Scotia | 44 | 20 | 17 | 5 | 3.45 |
| Michel Dion, Baltimore | 21 | 10 | 6 | 1 | 3.49 |
| Clint Malarchuk, Fredericton | 56 | 26 | 25 | 4 | 3.55 |

Playoffs (By Games)



1985-86 Standings

| NORTHERN DIVISION | | | | | | | |
|-------------------|----|----|----|----|-----|-----|-----|
| | GP | W | L | T | PTS | GF | GA |
| x-Adirondack | 80 | 41 | 31 | 8 | 90 | 339 | 298 |
| x-Maine | 80 | 40 | 31 | 9 | 89 | 274 | 285 |
| x-Moncton | 80 | 34 | 34 | 12 | 80 | 294 | 307 |
| x-Fredericton | 80 | 35 | 37 | 8 | 78 | 319 | 311 |
| Sherbrooke | 80 | 33 | 38 | 9 | 75 | 340 | 341 |
| Nova Scotia | 80 | 29 | 43 | 8 | 66 | 314 | 353 |

| SOUTHERN DIVISION | | | | | | | |
|-------------------|----|----|----|---|-----|-----|-----|
| | GP | W | L | T | PTS | GF | GA |
| x-Hershey | 80 | 48 | 29 | 3 | 99 | 346 | 292 |
| x-Binghamton | 80 | 41 | 34 | 5 | 87 | 316 | 290 |
| x-St. Catharines | 80 | 38 | 37 | 5 | 81 | 304 | 308 |
| x-New Haven | 80 | 36 | 37 | 7 | 79 | 340 | 343 |
| Springfield | 80 | 36 | 39 | 5 | 77 | 301 | 309 |
| Rochester | 80 | 34 | 39 | 7 | 75 | 320 | 337 |
| Baltimore | 80 | 28 | 44 | 8 | 64 | 271 | 304 |

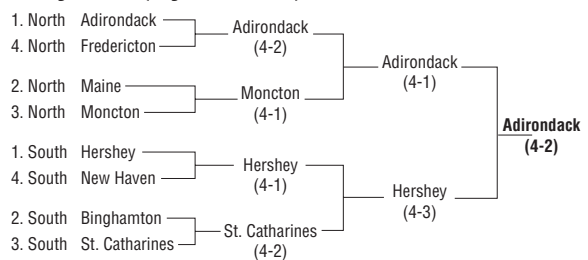
Leading Scorers

| | GP | G | A | PTS |
|-------------------------------|----|----|----|-----|
| Paul Gardner, Rochester | 73 | 61 | 51 | 112 |
| Jody Gage, Rochester | 73 | 42 | 57 | 99 |
| Ross Fitzpatrick, Hershey | 77 | 50 | 47 | 97 |
| Tim Tookey, Hershey | 69 | 35 | 62 | 97 |
| Wes Jarvis, St. Catharines | 74 | 36 | 60 | 96 |
| Daryl Evans, Binghamton | 69 | 40 | 52 | 92 |
| Geordie Robertson, Adirondack | 79 | 36 | 56 | 92 |
| Paul Fenton, Binghamton | 75 | 53 | 35 | 88 |
| Serge Boisvert, Sherbrooke | 69 | 40 | 48 | 88 |
| Tom Roulston, Baltimore | 73 | 38 | 49 | 87 |
| Larry Floyd, Maine | 80 | 29 | 58 | 87 |

Leading Goaltenders

| | GP | W | L | T | GAA |
|--------------------------------|----|----|----|---|------|
| Peter Sidorkiewicz, Binghamton | 49 | 21 | 22 | 3 | 3.19 |
| Wendell Young, Fredericton | 24 | 12 | 8 | 4 | 3.21 |
| Sam St. Laurent, Maine | 50 | 24 | 20 | 4 | 3.38 |
| Ron Hextall, Hershey | 53 | 30 | 19 | 2 | 3.41 |
| Denis Herron, Baltimore | 27 | 10 | 11 | 4 | 3.42 |
| Karl Friesen, Maine | 35 | 16 | 11 | 5 | 3.48 |
| Cleon Daskalakis, Moncton | 41 | 19 | 14 | 6 | 3.61 |
| Allan Bester, St. Catharines | 50 | 23 | 23 | 3 | 3.64 |
| Brian Ford, Baltimore | 39 | 12 | 20 | 4 | 3.66 |
| Mike Sands, Springfield | 27 | 8 | 15 | 1 | 3.79 |

Playoffs (By Games)



All-Time Standings

1986-87 Standings

| NORTHERN DIVISION | | | | | | | |
|-------------------|----|----|----|-----|-----|-----|-----|
| | GP | W | L | SOL | PTS | GF | GA |
| x-Sherbrooke | 80 | 50 | 28 | 2 | 102 | 328 | 257 |
| x-Adirondack | 80 | 44 | 31 | 5 | 93 | 329 | 296 |
| x-Moncton | 80 | 43 | 31 | 6 | 92 | 338 | 315 |
| x-Nova Scotia | 80 | 38 | 39 | 3 | 79 | 318 | 315 |
| Maine | 80 | 35 | 40 | 5 | 75 | 272 | 298 |
| Fredericton | 80 | 32 | 43 | 5 | 69 | 292 | 357 |

| SOUTHERN DIVISION | | | | | | | |
|-------------------|----|----|----|-----|-----|-----|-----|
| | GP | W | L | SOL | PTS | GF | GA |
| x-Rochester | 80 | 47 | 26 | 7 | 101 | 315 | 263 |
| x-Binghamton | 80 | 47 | 26 | 7 | 101 | 309 | 259 |
| x-New Haven | 80 | 44 | 25 | 11 | 99 | 331 | 315 |
| x-Hershey | 80 | 43 | 36 | 1 | 87 | 329 | 309 |
| Baltimore | 80 | 35 | 37 | 8 | 78 | 277 | 295 |
| Springfield | 80 | 34 | 40 | 6 | 74 | 296 | 344 |
| Newmarket | 80 | 28 | 48 | 4 | 60 | 226 | 337 |

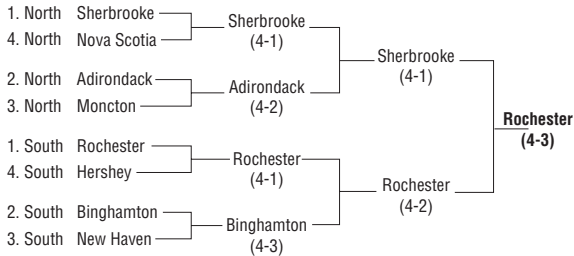
Leading Scorers

| | GP | G | A | PTS |
|-----------------------------|----|----|----|-----|
| Tim Tookey, Hershey | 80 | 51 | 73 | 124 |
| Alain Lemieux, Baltimore | 72 | 41 | 56 | 97 |
| Brett Hull, Moncton | 67 | 50 | 42 | 92 |
| Mitch Lamoureux, Hershey | 78 | 43 | 46 | 89 |
| Glenn Merkosky, Adirondack | 77 | 54 | 31 | 85 |
| Ross Fitzpatrick, Hershey | 66 | 45 | 40 | 85 |
| Ray Allison, Hershey | 78 | 29 | 55 | 84 |
| Bruce Boudreau, Nova Scotia | 78 | 35 | 47 | 82 |
| Serge Boisvert, Sherbrooke | 78 | 27 | 54 | 81 |
| Wes Jarvis, Newmarket | 70 | 28 | 50 | 78 |

Leading Goaltenders

| | GP | W | L | SOL | GAA |
|--------------------------------|----|----|----|-----|------|
| Daren Puppa, Rochester | 57 | 37 | 14 | 2 | 2.80 |
| Mark Laforest, Adirondack | 37 | 26 | 8 | 2 | 2.83 |
| Vincent Riendeau, Sherbrooke | 41 | 26 | 14 | 0 | 2.89 |
| Peter Sidorkiewicz, Binghamton | 57 | 31 | 16 | 5 | 2.92 |
| Steve Guenette, Baltimore | 54 | 23 | 23 | 5 | 3.10 |
| Kirk McLean, Maine | 45 | 19 | 23 | 2 | 3.22 |
| John Kemp, Hershey | 30 | 13 | 9 | 0 | 3.56 |
| Doug Dadswell, Moncton | 42 | 24 | 12 | 1 | 3.64 |
| Craig Billington, Maine | 20 | 9 | 7 | 2 | 3.65 |
| Glenn Healy, New Haven | 47 | 25 | 15 | 6 | 3.67 |

Playoffs (By Games)



1987-88 Standings

| NORTHERN DIVISION | | | | | | | |
|-------------------|----|----|--------|---|-----|-----|-----|
| | GP | W | L(OTL) | T | PTS | GF | GA |
| x-Maine | 80 | 44 | 29(4) | 7 | 99 | 308 | 284 |
| x-Fredericton | 80 | 42 | 30(3) | 8 | 95 | 370 | 318 |
| x-Sherbrooke | 80 | 42 | 34(1) | 4 | 89 | 316 | 243 |
| x-Nova Scotia | 80 | 35 | 36(2) | 9 | 81 | 323 | 343 |
| New Haven | 80 | 33 | 40(3) | 7 | 76 | 288 | 307 |
| Moncton | 80 | 27 | 45(2) | 8 | 64 | 286 | 358 |
| Springfield | 80 | 27 | 45(1) | 8 | 63 | 269 | 333 |

| SOUTHERN DIVISION | | | | | | | |
|-------------------|----|----|--------|----|-----|-----|-----|
| | GP | W | L(OTL) | T | PTS | GF | GA |
| x-Hershey | 80 | 50 | 27(2) | 3 | 105 | 343 | 256 |
| x-Rochester | 80 | 46 | 27(1) | 7 | 100 | 328 | 272 |
| x-Adirondack | 80 | 42 | 27(4) | 11 | 99 | 306 | 275 |
| x-Binghamton | 80 | 38 | 34(3) | 8 | 87 | 353 | 300 |
| Utica | 80 | 34 | 35(2) | 11 | 81 | 318 | 307 |
| Newmarket | 80 | 33 | 39(6) | 8 | 80 | 282 | 328 |
| Baltimore | 80 | 13 | 58(0) | 9 | 35 | 268 | 434 |

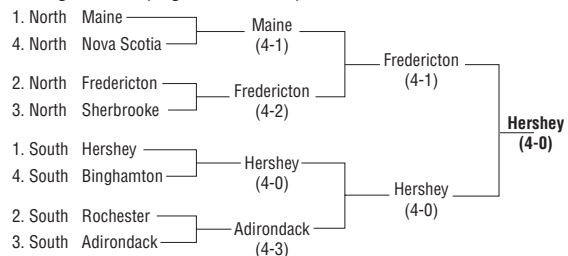
Leading Scorers

| | GP | G | A | PTS |
|--|----|----|----|-----|
| Bruce Boudreau, Springfield | 80 | 42 | 74 | 116 |
| Jean-Marc Lanthier, Fredericton | 74 | 35 | 71 | 106 |
| Jody Gage, Rochester | 76 | 60 | 44 | 104 |
| Alfie Turcotte, Sherbrooke-Moncton-Baltimore | 66 | 36 | 66 | 102 |
| Gilles Thibaudeau, Sherbrooke | 59 | 39 | 57 | 96 |
| Mike Richard, Binghamton | 72 | 46 | 48 | 94 |
| Murray Eaves, Adirondack | 65 | 39 | 54 | 93 |
| Tim Lenardon, Utica | 79 | 38 | 53 | 91 |
| Marty Dallman, Newmarket | 76 | 50 | 39 | 89 |
| Tom Martin, Binghamton | 71 | 28 | 61 | 89 |

Leading Goaltenders

| | GP | W | L | T | GAA |
|------------------------------|----|----|----|---|------|
| Vincent Riendeau, Sherbrooke | 44 | 27 | 13 | 3 | 2.67 |
| Daren Puppa, Rochester | 26 | 14 | 8 | 2 | 2.76 |
| Wendell Young, Hershey | 51 | 33 | 15 | 1 | 2.77 |
| Darren Eliot, Adirondack | 43 | 23 | 11 | 7 | 3.34 |
| Kay Whitmore, Binghamton | 38 | 17 | 15 | 4 | 3.40 |
| Sam St. Laurent, Adirondack | 32 | 12 | 14 | 4 | 3.42 |
| Darcy Wakaluk, Rochester | 55 | 27 | 15 | 3 | 3.45 |
| Bob Janecyk, New Haven | 37 | 19 | 13 | 3 | 3.47 |
| Bill Ranford, Maine | 51 | 27 | 16 | 6 | 3.47 |
| Ron Tugnutt, Fredericton | 34 | 20 | 9 | 4 | 3.61 |

Playoffs (By Games)



All-Time Standings

1988-89 Standings

| NORTHERN DIVISION | | | | | | | |
|-------------------|----|----|----|----|-----|-----|-----|
| | GP | W | L | T | PTS | GF | GA |
| x-Sherbrooke | 80 | 47 | 24 | 9 | 103 | 348 | 261 |
| x-Halifax | 80 | 42 | 30 | 8 | 92 | 345 | 300 |
| x-Moncton | 80 | 37 | 34 | 9 | 83 | 320 | 313 |
| x-New Haven | 80 | 35 | 35 | 10 | 80 | 325 | 309 |
| Maine | 80 | 32 | 40 | 8 | 72 | 262 | 317 |
| Springfield | 80 | 32 | 44 | 4 | 68 | 287 | 341 |
| Cape Breton | 80 | 27 | 47 | 6 | 60 | 308 | 388 |

| SOUTHERN DIVISION | | | | | | | |
|-------------------|----|----|----|----|-----|-----|-----|
| | GP | W | L | T | PTS | GF | GA |
| x-Adirondack | 80 | 47 | 27 | 6 | 100 | 369 | 294 |
| x-Hershey | 80 | 40 | 30 | 10 | 90 | 361 | 309 |
| x-Utica | 80 | 37 | 34 | 9 | 83 | 309 | 295 |
| x-Newmarket | 80 | 38 | 36 | 6 | 82 | 339 | 334 |
| Rochester | 80 | 38 | 37 | 5 | 81 | 305 | 302 |
| Baltimore | 80 | 30 | 46 | 4 | 64 | 317 | 347 |
| Binghamton | 80 | 28 | 46 | 6 | 62 | 307 | 392 |

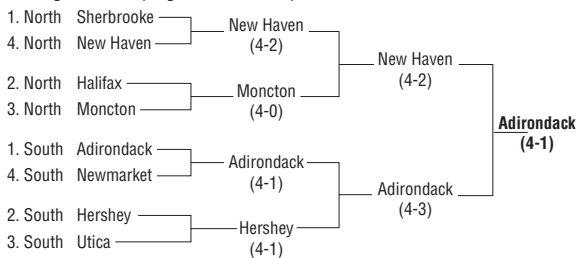
Leading Scorers

| | GP | G | A | PTS |
|----------------------------|----|----|----|-----|
| Stephan Lebeau, Sherbrooke | 78 | 70 | 64 | 134 |
| Murray Eaves, Adirondack | 80 | 46 | 72 | 118 |
| Benoit Brunet, Sherbrooke | 73 | 41 | 76 | 117 |
| Mike Richard, Baltimore | 80 | 44 | 63 | 107 |
| Don Biggs, Hershey | 76 | 36 | 67 | 103 |
| Terry Yake, Binghamton | 75 | 39 | 56 | 95 |
| Ken Priestlay, Rochester | 64 | 56 | 37 | 93 |
| Hubie McDonough, New Haven | 74 | 37 | 55 | 92 |
| Ron Wilson, Moncton | 80 | 31 | 61 | 92 |
| Brian Dobbin, Hershey | 59 | 43 | 48 | 91 |

Leading Goaltenders

| | GP | W | L | T | GAA |
|-----------------------------|----|----|----|---|------|
| Randy Exelby, Sherbrooke | 52 | 31 | 13 | 6 | 2.98 |
| Sam St. Laurent, Adirondack | 34 | 20 | 11 | 3 | 3.30 |
| Chris Terreri, Utica | 39 | 20 | 15 | 3 | 3.42 |
| Bob Mason, Halifax | 23 | 11 | 7 | 1 | 3.43 |
| Ron Tugnut, Halifax | 24 | 14 | 7 | 2 | 3.46 |
| Tom Draper, Moncton | 54 | 27 | 17 | 5 | 3.46 |
| Tim Cheveldae, Adirondack | 30 | 20 | 8 | 0 | 3.47 |
| Marc D'Amour, Hershey | 39 | 19 | 13 | 3 | 3.51 |
| Francois Gravel, Sherbrooke | 33 | 12 | 10 | 3 | 3.51 |
| Don Beaupre, Baltimore | 30 | 14 | 12 | 2 | 3.57 |

Playoffs (By Games)



1989-90 Standings

| NORTHERN DIVISION | | | | | | | |
|-------------------|----|----|----|----|-----|-----|-----|
| | GP | W | L | T | PTS | GF | GA |
| x-Sherbrooke | 80 | 45 | 23 | 12 | 102 | 301 | 247 |
| x-Cape Breton | 80 | 39 | 34 | 7 | 85 | 317 | 306 |
| x-Springfield | 80 | 38 | 38 | 4 | 80 | 317 | 310 |
| x-Halifax | 80 | 37 | 37 | 6 | 80 | 317 | 300 |
| Maine | 80 | 31 | 38 | 11 | 73 | 294 | 317 |
| Moncton | 80 | 33 | 42 | 5 | 71 | 265 | 303 |
| New Haven | 80 | 32 | 41 | 7 | 71 | 283 | 316 |

| SOUTHERN DIVISION | | | | | | | |
|-------------------|----|----|----|----|-----|-----|-----|
| | GP | W | L | T | PTS | GF | GA |
| x-Rochester | 80 | 43 | 28 | 9 | 95 | 337 | 286 |
| x-Adirondack | 80 | 42 | 27 | 11 | 95 | 330 | 304 |
| x-Baltimore | 80 | 43 | 30 | 7 | 93 | 302 | 265 |
| x-Utica | 80 | 44 | 32 | 4 | 92 | 354 | 315 |
| Newmarket | 80 | 31 | 33 | 16 | 78 | 305 | 318 |
| Hershey | 80 | 32 | 38 | 10 | 74 | 298 | 296 |
| Binghamton | 80 | 11 | 60 | 9 | 31 | 229 | 366 |

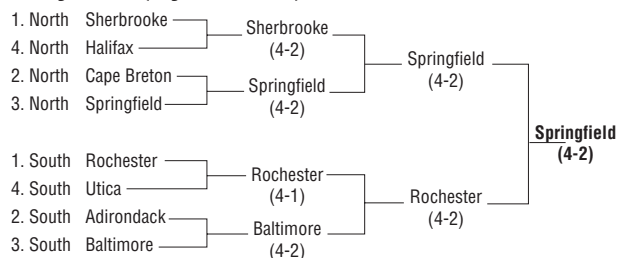
Leading Scorers

| | GP | G | A | PTS |
|---------------------------|----|----|----|-----|
| Paul Ysebaert, Utica | 74 | 53 | 52 | 105 |
| Ross Fitzpatrick, Hershey | 74 | 45 | 58 | 103 |
| Mike Donnelly, Rochester | 68 | 43 | 55 | 98 |
| Mark Pederson, Sherbrooke | 72 | 53 | 42 | 95 |
| Don Biggs, Hershey | 66 | 39 | 53 | 92 |
| Murray Eaves, Adirondack | 78 | 40 | 49 | 89 |
| Claude Vilgrain, Utica | 73 | 37 | 52 | 89 |
| John LeBlanc, Cape Breton | 77 | 54 | 34 | 88 |
| Donald Audette, Rochester | 70 | 42 | 46 | 88 |
| Dale Krentz, Adirondack | 74 | 38 | 50 | 88 |

Leading Goaltenders

| | GP | W | L | T | GAA |
|----------------------------------|----|----|----|----|------|
| Jean-Claude Bergeron, Sherbrooke | 40 | 21 | 8 | 7 | 2.74 |
| Andre Racicot, Sherbrooke | 33 | 19 | 11 | 2 | 2.99 |
| Jim Hrivnak, Baltimore | 47 | 24 | 19 | 2 | 3.06 |
| Scott Gordon, Halifax | 48 | 28 | 16 | 3 | 3.33 |
| Darcy Wakaluk, Rochester | 56 | 31 | 16 | 4 | 3.35 |
| Mike Greenlay, Cape Breton | 46 | 19 | 18 | 5 | 3.38 |
| Tom Draper, Moncton | 51 | 20 | 24 | 3 | 3.52 |
| Marc D'Amour, Hershey | 43 | 15 | 20 | 6 | 3.54 |
| Norm Foster, Maine | 64 | 23 | 28 | 10 | 3.55 |
| Bruce Hoffort, Hershey | 40 | 16 | 18 | 4 | 3.65 |

Playoffs (By Games)



All-Time Standings

1990-91 Standings

| NORTHERN DIVISION | | | | | | | |
|-------------------|----|----|----|----|-----|-----|-----|
| | GP | W | L | T | PTS | GF | GA |
| x-Springfield | 80 | 43 | 27 | 10 | 96 | 348 | 281 |
| x-Cape Breton | 80 | 41 | 31 | 8 | 90 | 306 | 301 |
| x-Moncton | 80 | 36 | 32 | 12 | 84 | 270 | 267 |
| x-Fredericton | 80 | 36 | 35 | 9 | 81 | 295 | 292 |
| x-Maine | 80 | 34 | 34 | 12 | 80 | 269 | 284 |
| Halifax | 80 | 33 | 35 | 12 | 78 | 338 | 340 |
| New Haven | 80 | 24 | 45 | 11 | 59 | 246 | 324 |

| SOUTHERN DIVISION | | | | | | | |
|-------------------|----|----|----|----|-----|-----|-----|
| | GP | W | L | T | PTS | GF | GA |
| x-Rochester | 80 | 45 | 26 | 9 | 99 | 326 | 253 |
| x-Binghamton | 80 | 44 | 30 | 6 | 94 | 318 | 274 |
| x-Baltimore | 80 | 39 | 34 | 7 | 85 | 325 | 289 |
| x-Hershey | 80 | 33 | 35 | 12 | 78 | 313 | 324 |
| x-Adirondack | 80 | 33 | 37 | 10 | 76 | 320 | 346 |
| Utica | 80 | 36 | 42 | 2 | 74 | 325 | 346 |
| Capital District | 80 | 28 | 43 | 9 | 65 | 284 | 323 |
| Newmarket | 80 | 26 | 45 | 9 | 61 | 278 | 317 |

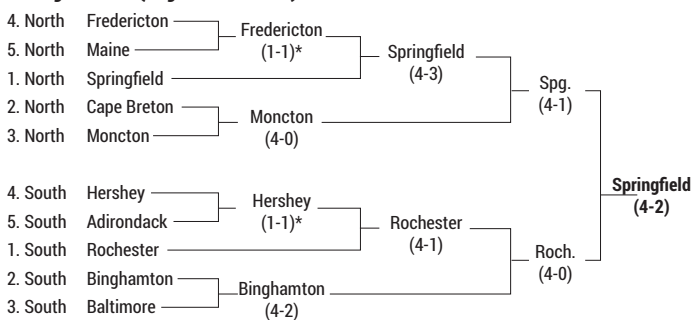
Leading Scorers

| | GP | G | A | PTS |
|------------------------------|----|----|----|-----|
| Kevin Todd, Utica | 75 | 37 | 81 | 118 |
| Patrick Lebeau, Fredericton | 69 | 50 | 51 | 101 |
| Bill McDougall, Adirondack | 71 | 47 | 53 | 100 |
| Shaun Van Allen, Cape Breton | 76 | 25 | 75 | 100 |
| Jesse Belanger, Fredericton | 75 | 40 | 58 | 98 |
| Michel Picard, Springfield | 77 | 56 | 40 | 96 |
| James Black, Springfield | 79 | 35 | 61 | 96 |
| Neil Brady, Utica | 77 | 33 | 63 | 96 |
| Miroslav Ihnacak, Halifax | 77 | 38 | 57 | 95 |
| Dan Currie, Cape Breton | 71 | 47 | 45 | 92 |

Leading Goaltenders

| | GP | W | L | T | GAA |
|----------------------------|----|----|----|---|------|
| Andre Racicot, Fredericton | 22 | 13 | 8 | 1 | 2.88 |
| Darcy Wakaluk, Rochester | 26 | 10 | 10 | 3 | 2.99 |
| David Littman, Rochester | 56 | 33 | 13 | 5 | 3.04 |
| Kay Whitmore, Springfield | 33 | 22 | 9 | 1 | 3.07 |
| Mike O'Neill, Moncton | 30 | 13 | 7 | 6 | 3.12 |
| Olaf Kolzig, Baltimore | 26 | 10 | 12 | 1 | 3.16 |
| Mark Laforest, Binghamton | 45 | 25 | 14 | 2 | 3.16 |
| Tom Draper, Moncton | 30 | 15 | 13 | 2 | 3.20 |
| Jim Hrivnak, Baltimore | 42 | 20 | 16 | 6 | 3.24 |
| Matt DelGuidice, Maine | 52 | 23 | 18 | 9 | 3.32 |

Playoffs (By Games)



*Fredericton and Hershey won the best-of-two Qualifying Series in super-overtime.

1991-92 Standings

| ATLANTIC DIVISION | | | | | | | |
|-------------------|----|----|----|----|-----|-----|-----|
| | GP | W | L | T | PTS | GF | GA |
| x-Fredericton | 80 | 43 | 27 | 10 | 96 | 314 | 254 |
| x-St. John's | 80 | 39 | 29 | 12 | 90 | 325 | 285 |
| x-Cape Breton | 80 | 36 | 34 | 10 | 82 | 336 | 330 |
| x-Moncton | 80 | 32 | 38 | 10 | 74 | 285 | 299 |
| Halifax | 80 | 25 | 38 | 17 | 67 | 280 | 324 |

| NORTHERN DIVISION | | | | | | | |
|--------------------|----|----|----|----|-----|-----|-----|
| | GP | W | L | T | PTS | GF | GA |
| x-Springfield | 80 | 43 | 29 | 8 | 94 | 308 | 277 |
| x-Adirondack | 80 | 40 | 36 | 4 | 84 | 335 | 309 |
| x-New Haven | 80 | 39 | 37 | 4 | 82 | 305 | 309 |
| x-Capital District | 80 | 32 | 37 | 11 | 75 | 261 | 289 |
| Maine | 80 | 23 | 47 | 10 | 56 | 296 | 352 |

| SOUTHERN DIVISION | | | | | | | |
|-------------------|----|----|----|----|-----|-----|-----|
| | GP | W | L | T | PTS | GF | GA |
| x-Binghamton | 80 | 41 | 30 | 9 | 91 | 318 | 277 |
| x-Rochester | 80 | 37 | 31 | 12 | 86 | 292 | 248 |
| x-Hershey | 80 | 36 | 33 | 11 | 83 | 313 | 337 |
| x-Utica | 80 | 34 | 40 | 6 | 74 | 268 | 313 |
| Baltimore | 80 | 28 | 42 | 10 | 66 | 287 | 320 |

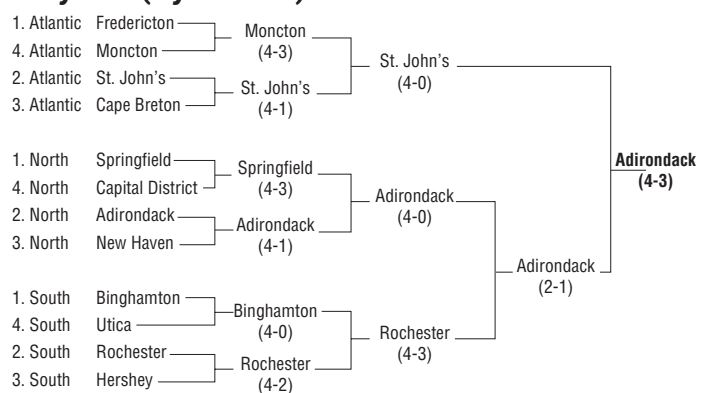
Leading Scorers

| | GP | G | A | PTS |
|---------------------------------------|----|----|----|-----|
| Shaun Van Allen, Cape Breton | 77 | 29 | 84 | 113 |
| Tim Tookey, Hershey | 80 | 36 | 69 | 105 |
| Stan Drulia, New Haven | 77 | 49 | 53 | 102 |
| Peter Ciavaglia, Rochester | 77 | 37 | 61 | 98 |
| John Anderson, New Haven | 68 | 41 | 54 | 95 |
| Andrew McKim, St. John's | 79 | 43 | 50 | 93 |
| Greg Parks, Capital District | 70 | 36 | 57 | 93 |
| Dan Currie, Cape Breton | 66 | 50 | 42 | 92 |
| Simon Wheeldon, Baltimore | 78 | 38 | 53 | 91 |
| Chris Tancill, Adirondack-Springfield | 67 | 48 | 41 | 89 |
| John Purves, Baltimore | 78 | 43 | 46 | 89 |

Leading Goaltenders

| | GP | W | L | T | GAA |
|------------------------------|----|----|----|---|------|
| Frederic Chabot, Fredericton | 30 | 17 | 9 | 4 | 2.69 |
| Felix Potvin, St. John's | 35 | 18 | 10 | 6 | 2.93 |
| David Littman, Rochester | 60 | 28 | 20 | 9 | 2.95 |
| Andre Racicot, Fredericton | 28 | 14 | 8 | 5 | 3.10 |
| Boris Rousson, Binghamton | 38 | 16 | 15 | 6 | 3.26 |
| John Tanner, Halifax | 28 | 13 | 11 | 3 | 3.27 |
| Mario Gosselin, Springfield | 47 | 28 | 11 | 5 | 3.27 |
| Mike O'Neill, Moncton | 32 | 14 | 16 | 2 | 3.41 |
| Mark Laforest, Binghamton | 43 | 25 | 15 | 3 | 3.42 |
| Scott King, Adirondack | 33 | 14 | 14 | 3 | 3.53 |

Playoffs (By Games)



All-Time Standings

1992-93 Standings

| ATLANTIC DIVISION | | | | | | | |
|-------------------|----|----|----|-----|----|-----|-----|
| GP | W | L | T | PTS | GF | GA | |
| x-St. John's | 80 | 41 | 26 | 13 | 95 | 351 | 308 |
| x-Fredericton | 80 | 38 | 31 | 11 | 87 | 314 | 278 |
| x-Cape Breton | 80 | 36 | 32 | 12 | 84 | 356 | 336 |
| x-Moncton | 80 | 31 | 33 | 16 | 78 | 292 | 306 |
| Halifax | 80 | 33 | 37 | 10 | 76 | 312 | 348 |

| NORTHERN DIVISION | | | | | | | |
|--------------------|----|----|----|-----|----|-----|-----|
| GP | W | L | T | PTS | GF | GA | |
| x-Providence | 80 | 46 | 32 | 2 | 94 | 384 | 348 |
| x-Adirondack | 80 | 36 | 35 | 9 | 81 | 331 | 308 |
| x-Capital District | 80 | 34 | 34 | 12 | 80 | 280 | 285 |
| x-Springfield | 80 | 25 | 41 | 14 | 64 | 282 | 336 |
| New Haven | 80 | 22 | 47 | 11 | 55 | 262 | 343 |

| SOUTHERN DIVISION | | | | | | | |
|-------------------|----|----|----|-----|-----|-----|-----|
| GP | W | L | T | PTS | GF | GA | |
| x-Binghamton | 80 | 57 | 13 | 10 | 124 | 392 | 246 |
| x-Rochester | 80 | 40 | 33 | 7 | 87 | 348 | 332 |
| x-Utica | 80 | 33 | 36 | 11 | 77 | 325 | 354 |
| x-Baltimore | 80 | 28 | 40 | 12 | 68 | 318 | 353 |
| Hershey | 80 | 27 | 41 | 12 | 66 | 316 | 339 |
| Hamilton | 80 | 29 | 45 | 6 | 64 | 284 | 327 |

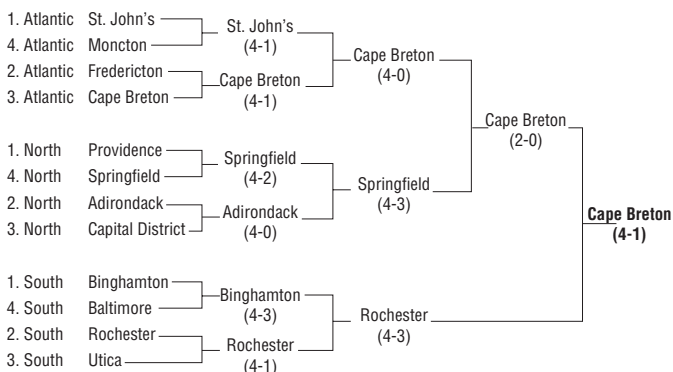
Leading Scorers

| | GP | G | A | PTS |
|-------------------------------|----|----|----|-----|
| Don Biggs, Binghamton | 78 | 54 | 84 | 138 |
| Iain Fraser, Capital District | 74 | 41 | 69 | 110 |
| Tim Tookey, Hershey | 80 | 38 | 70 | 108 |
| Chris Tancill, Adirondack | 68 | 59 | 43 | 102 |
| Peter Ciavaglia, Rochester | 64 | 35 | 67 | 102 |
| Brian McReynolds, Binghamton | 79 | 30 | 70 | 100 |
| Dan Currie, Cape Breton | 75 | 57 | 41 | 98 |
| Tim Sweeney, Providence | 60 | 41 | 55 | 96 |
| Yanic Perreault, St. John's | 79 | 49 | 46 | 95 |
| Craig Duncanson, Binghamton | 69 | 35 | 59 | 94 |

Leading Goaltenders

| | GP | W | L | T | GAA |
|----------------------------------|----|----|----|---|------|
| Corey Hirsch, Binghamton | 46 | 35 | 4 | 5 | 2.79 |
| Mike O'Neill, Moncton | 30 | 13 | 10 | 4 | 3.20 |
| Jamie McLennan, Capital District | 38 | 17 | 14 | 6 | 3.23 |
| Darrin Madeley, New Haven | 41 | 10 | 16 | 9 | 3.32 |
| Frederic Chabot, Fredericton | 45 | 22 | 17 | 4 | 3.33 |
| Les Kuntar, Fredericton | 42 | 16 | 14 | 7 | 3.37 |
| Allan Bester, Adirondack | 41 | 16 | 15 | 5 | 3.52 |
| Damian Rhodes, St. John's | 52 | 27 | 16 | 8 | 3.59 |
| Danny Lorenz, Capital District | 44 | 16 | 17 | 5 | 3.63 |
| Bob Mason, Hamilton | 44 | 20 | 19 | 3 | 3.67 |

Playoffs (By Games)



1993-94 Standings

| ATLANTIC DIVISION | | | | | | | |
|----------------------|----|----|----|-----|-----|-----|-----|
| GP | W | L | T | PTS | GF | GA | |
| x-St. John's | 80 | 45 | 23 | 12 | 102 | 360 | 287 |
| x-Saint John | 80 | 37 | 33 | 10 | 84 | 304 | 305 |
| x-Moncton | 80 | 37 | 36 | 7 | 81 | 310 | 303 |
| x-Cape Breton | 80 | 32 | 35 | 13 | 77 | 316 | 339 |
| Fredericton | 80 | 31 | 42 | 7 | 69 | 294 | 296 |
| Prince Edward Island | 80 | 23 | 49 | 8 | 54 | 269 | 356 |

| NORTHERN DIVISION | | | | | | | |
|-------------------|----|----|----|-----|----|-----|-----|
| GP | W | L | T | PTS | GF | GA | |
| x-Adirondack | 80 | 45 | 27 | 8 | 98 | 333 | 273 |
| x-Portland | 80 | 43 | 27 | 10 | 96 | 328 | 269 |
| x-Albany | 80 | 38 | 34 | 8 | 84 | 312 | 315 |
| x-Springfield | 80 | 29 | 38 | 13 | 71 | 309 | 327 |
| Providence | 80 | 28 | 39 | 13 | 69 | 283 | 319 |

| SOUTHERN DIVISION | | | | | | | |
|-------------------|----|----|----|-----|----|-----|-----|
| GP | W | L | T | PTS | GF | GA | |
| x-Hershey | 80 | 38 | 31 | 11 | 87 | 306 | 298 |
| x-Hamilton | 80 | 36 | 37 | 7 | 79 | 302 | 305 |
| x-Cornwall | 80 | 33 | 36 | 11 | 77 | 294 | 295 |
| x-Rochester | 80 | 31 | 34 | 15 | 77 | 277 | 300 |
| Binghamton | 80 | 33 | 38 | 9 | 75 | 312 | 322 |

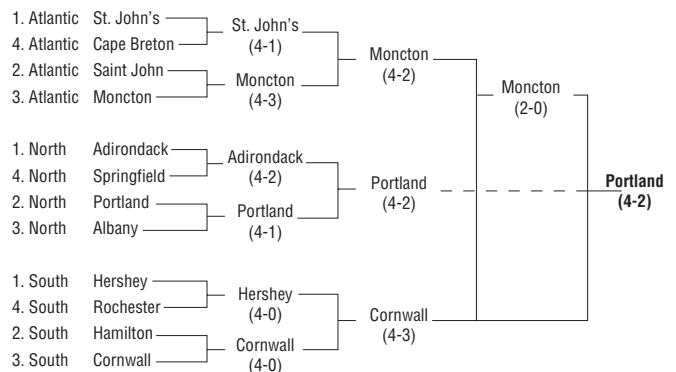
Leading Scorers

| | GP | G | A | PTS |
|-----------------------------|----|----|----|-----|
| Tim Taylor, Adirondack | 79 | 36 | 81 | 117 |
| Rich Chernomaz, St. John's | 78 | 45 | 65 | 110 |
| Stephane Morin, Hamilton | 69 | 38 | 71 | 109 |
| Jeff Nelson, Portland | 80 | 34 | 73 | 107 |
| Yanic Perreault, St. John's | 62 | 45 | 60 | 105 |
| Mitch Lamoureux, Hershey | 80 | 45 | 60 | 105 |
| Mike Tomlak, Springfield | 79 | 44 | 56 | 100 |
| Mark Pederson, Adirondack | 62 | 52 | 45 | 97 |
| Patrik Augusta, St. John's | 77 | 53 | 43 | 96 |
| Chris Snell, St. John's | 75 | 22 | 74 | 96 |

Leading Goaltenders

| | GP | W | L | T | GAA |
|------------------------------|----|----|----|---|------|
| Frederic Chabot, Hershey | 31 | 13 | 6 | 7 | 2.80 |
| Kevin Hodson, Adirondack | 37 | 20 | 10 | 5 | 2.94 |
| Martin Brochu, Fredericton | 32 | 10 | 11 | 3 | 3.03 |
| Olaf Kolzig, Portland | 29 | 16 | 8 | 5 | 3.06 |
| Byron Dafoe, Portland | 47 | 24 | 16 | 4 | 3.34 |
| Andrei Trefilov, Saint John | 28 | 10 | 10 | 7 | 3.42 |
| Scott LaGrand, Hershey | 40 | 16 | 13 | 3 | 3.45 |
| Stephane Beauregard, Moncton | 37 | 18 | 11 | 6 | 3.49 |
| Bill Horn, Rochester | 25 | 9 | 9 | 5 | 3.49 |
| Marcel Cousineau, St. John's | 37 | 13 | 11 | 9 | 3.51 |

Playoffs (By Games)



All-Time Standings

1996-97

Standings

NORTHERN CONFERENCE

CANADIAN DIVISION

| | GP | W | L | T | OTL | PTS | GF | GA |
|--------------|----|----|----|----|-----|-----|-----|-----|
| x-St. John's | 80 | 36 | 28 | 10 | 6 | 88 | 265 | 264 |
| x-Saint John | 80 | 28 | 36 | 13 | 3 | 72 | 237 | 269 |
| x-Hamilton | 80 | 28 | 39 | 9 | 4 | 69 | 220 | 276 |
| Fredericton | 80 | 26 | 44 | 8 | 2 | 62 | 234 | 283 |

EMPIRE STATE DIVISION

| | GP | W | L | T | OTL | PTS | GF | GA |
|--------------|----|----|----|----|-----|-----|-----|-----|
| x-Rochester | 80 | 40 | 30 | 9 | 1 | 90 | 298 | 257 |
| x-Adirondack | 80 | 38 | 28 | 12 | 2 | 90 | 258 | 249 |
| x-Albany | 80 | 38 | 28 | 9 | 5 | 90 | 269 | 231 |
| x-Syracuse | 80 | 32 | 38 | 10 | 0 | 74 | 241 | 265 |
| x-Binghamton | 80 | 27 | 38 | 13 | 2 | 69 | 245 | 300 |

SOUTHERN CONFERENCE

NEW ENGLAND DIVISION

| | GP | W | L | T | OTL | PTS | GF | GA |
|---------------|----|----|----|----|-----|-----|-----|-----|
| x-Worcester | 80 | 43 | 23 | 9 | 5 | 100 | 256 | 234 |
| x-Springfield | 80 | 41 | 25 | 12 | 2 | 96 | 268 | 229 |
| x-Portland | 80 | 37 | 26 | 10 | 7 | 91 | 279 | 264 |
| x-Providence | 80 | 35 | 40 | 3 | 2 | 75 | 262 | 289 |

MID-ATLANTIC DIVISION

| | GP | W | L | T | OTL | PTS | GF | GA |
|----------------|----|----|----|----|-----|-----|-----|-----|
| x-Philadelphia | 80 | 49 | 18 | 10 | 3 | 111 | 325 | 230 |
| x-Hershey | 80 | 43 | 22 | 10 | 5 | 101 | 273 | 220 |
| x-Kentucky | 80 | 36 | 35 | 9 | 0 | 81 | 278 | 284 |
| x-Baltimore | 80 | 30 | 37 | 10 | 3 | 73 | 251 | 285 |
| Carolina | 80 | 28 | 43 | 4 | 5 | 65 | 273 | 303 |

Leading Scorers

| | GP | G | A | PTS |
|------------------------------|----|----|----|-----|
| Peter White, Philadelphia | 80 | 44 | 61 | 105 |
| Terry Yake, Rochester | 78 | 34 | 67 | 101 |
| Brian Wiseman, St. John's | 71 | 33 | 62 | 95 |
| Vaclav Prospal, Philadelphia | 63 | 32 | 63 | 95 |
| Patrik Juhlin, Philadelphia | 78 | 31 | 60 | 91 |
| Alexei Lojkin, Fredericton | 79 | 33 | 56 | 89 |
| Gilbert Dionne, Carolina | 72 | 41 | 47 | 88 |
| Blair Atcheynum, Hershey | 77 | 42 | 45 | 87 |
| Jan Caloun, Kentucky | 66 | 43 | 43 | 86 |
| Shawn McCosh, Philadelphia | 79 | 30 | 51 | 81 |

Leading Goaltenders

| | GP | W | L | T | GAA |
|-------------------------------|----|----|----|---|------|
| Jean-Francois Labbe, Hershey | 66 | 34 | 22 | 9 | 2.52 |
| Scott Langkow, Springfield | 33 | 15 | 9 | 7 | 2.64 |
| Dominic Roussel, Philadelphia | 36 | 18 | 9 | 3 | 2.66 |
| Steve Passmore, Hamilton | 27 | 12 | 12 | 3 | 2.68 |
| Norm Maracle, Adirondack | 68 | 34 | 22 | 9 | 2.70 |
| Jamie McLennan, Worcester | 39 | 18 | 13 | 4 | 2.79 |
| Frederic Deschenes, Rochester | 38 | 15 | 13 | 3 | 2.85 |
| Neil Little, Philadelphia | 54 | 31 | 12 | 7 | 2.89 |
| Peter Sidorkiewicz, Albany | 62 | 31 | 23 | 6 | 2.90 |
| Don Beaupre, St. John's | 47 | 24 | 16 | 4 | 2.93 |

Playoffs (By Games)

| | | | |
|-----------------|--------------|--------------------|-------------------|
| 1. Canadian | St. John's | St. John's (3-1) | Hamilton (4-3) |
| 5. Empire State | Binghamton | | |
| 2. Canadian | Saint John | Hamilton (3-2) | |
| 3. Canadian | Hamilton | | |
| 1. Empire State | Rochester | Rochester (3-0) | Albany (4-3) |
| 4. Empire State | Syracuse | | |
| 2. Empire State | Adirondack | Albany (3-1) | |
| 3. Empire State | Albany | | |
| 1. New England | Worcester | Providence (3-2) | Springfield (4-1) |
| 4. New England | Providence | | |
| 2. New England | Springfield | Springfield (3-2) | |
| 3. New England | Portland | | |
| 1. Mid-Atlantic | Philadelphia | Philadelphia (3-0) | Hershey (4-3) |
| 4. Mid-Atlantic | Baltimore | | |
| 2. Mid-Atlantic | Hershey | Hershey (3-1) | |
| 3. Mid-Atlantic | Kentucky | | |

Hershey (4-1)

1997-98

Standings

EASTERN CONFERENCE

ATLANTIC DIVISION

| | GP | W | L | T | OTL | PTS | GF | GA |
|---------------|----|----|----|----|-----|-----|-----|-----|
| x-Saint John | 80 | 43 | 24 | 13 | 0 | 99 | 231 | 201 |
| x-Fredericton | 80 | 33 | 32 | 10 | 5 | 81 | 245 | 244 |
| x-Portland | 80 | 33 | 33 | 12 | 2 | 80 | 241 | 247 |
| x-St. John's | 80 | 25 | 32 | 18 | 5 | 73 | 233 | 254 |

NEW ENGLAND DIVISION

| | GP | W | L | T | OTL | PTS | GF | GA |
|---------------|----|----|----|----|-----|-----|-----|-----|
| x-Springfield | 80 | 45 | 26 | 7 | 2 | 99 | 278 | 248 |
| x-Hartford | 80 | 43 | 24 | 12 | 1 | 99 | 272 | 227 |
| x-New Haven | 80 | 38 | 33 | 7 | 2 | 85 | 256 | 239 |
| x-Worcester | 80 | 34 | 31 | 9 | 6 | 83 | 267 | 268 |
| Providence | 80 | 19 | 49 | 7 | 5 | 50 | 211 | 301 |

WESTERN CONFERENCE

EMPIRE DIVISION

| | GP | W | L | T | OTL | PTS | GF | GA |
|--------------|----|----|----|----|-----|-----|-----|-----|
| x-Albany | 80 | 43 | 20 | 11 | 6 | 103 | 290 | 223 |
| x-Hamilton | 80 | 36 | 22 | 17 | 5 | 94 | 264 | 242 |
| x-Syracuse | 80 | 35 | 32 | 11 | 2 | 83 | 272 | 285 |
| x-Adirondack | 80 | 31 | 37 | 9 | 3 | 74 | 245 | 275 |
| x-Rochester | 80 | 30 | 38 | 12 | 0 | 72 | 238 | 260 |

MID-ATLANTIC DIVISION

| | GP | W | L | T | OTL | PTS | GF | GA |
|----------------|----|----|----|----|-----|-----|-----|-----|
| x-Philadelphia | 80 | 47 | 21 | 10 | 2 | 106 | 314 | 249 |
| x-Hershey | 80 | 36 | 31 | 7 | 6 | 85 | 238 | 235 |
| x-Kentucky | 80 | 29 | 39 | 9 | 3 | 70 | 241 | 278 |
| Cincinnati | 80 | 23 | 37 | 13 | 7 | 66 | 243 | 303 |

Leading Scorers

| | GP | G | A | PTS |
|----------------------------|----|----|----|-----|
| Peter White, Philadelphia | 80 | 27 | 78 | 105 |
| Bob Wren, Cincinnati | 77 | 42 | 58 | 100 |
| Steve Guolla, Kentucky | 69 | 37 | 63 | 100 |
| Daniel Briere, Springfield | 68 | 36 | 56 | 92 |
| Stacy Roest, Adirondack | 80 | 34 | 58 | 92 |
| Craig Darby, Philadelphia | 77 | 42 | 45 | 87 |
| Craig Reichert, Cincinnati | 78 | 28 | 59 | 87 |
| Brendan Morrison, Albany | 72 | 35 | 49 | 84 |
| Alexei Yegorov, Kentucky | 79 | 32 | 52 | 84 |
| Craig Charron, Rochester | 75 | 25 | 53 | 78 |

Leading Goaltenders

| | GP | W | L | T | GAA |
|------------------------------------|----|----|----|----|------|
| Richard Shulmistra, Albany | 35 | 20 | 8 | 4 | 2.31 |
| Robb Stauber, Hartford | 39 | 20 | 10 | 6 | 2.40 |
| Jean-Sebastien Giguere, Saint John | 31 | 16 | 10 | 3 | 2.46 |
| Tyler Moss, Saint John | 39 | 19 | 10 | 7 | 2.49 |
| Scott Langkow, Springfield | 51 | 30 | 13 | 5 | 2.67 |
| Petr Franek, Hershey | 43 | 19 | 14 | 2 | 2.71 |
| Jean-Francois Labbe, Hamilton | 52 | 24 | 17 | 11 | 2.85 |
| Jose Theodore, Fredericton | 53 | 20 | 23 | 8 | 2.85 |
| Mike Fountain, New Haven | 50 | 25 | 19 | 5 | 2.85 |
| Peter Sidorkiewicz, Albany | 43 | 21 | 15 | 5 | 2.85 |

Playoffs (By Games)

| | | |
|--------------------------|--------------------|--------------------|
| 1. Atlantic Saint John | Saint John (3-1) | Saint John (4-2) |
| 4. Atlantic St. John's | | |
| 2. Atlantic Fredericton | Portland (3-1) | |
| 3. Atlantic Portland | | |
| 1. N.E. Springfield | Worcester (3-1) | Hartford (4-3) |
| 4. N.E. Worcester | | |
| 2. N.E. Hartford | Hartford (3-0) | |
| 3. N.E. New Haven | | |
| 1. Empire Albany | Albany (3-0) | Albany (4-0) |
| 4. Empire Adirondack | | |
| 2. Empire Hamilton | Hamilton (3-2) | |
| 3. Empire Syracuse | | |
| 1. Mid-Atl. Philadelphia | Philadelphia (3-1) | Philadelphia (4-2) |
| 5. Empire Rochester | | |
| 2. Mid-Atl. Hershey | Hershey (3-0) | |
| 3. Mid-Atl. Kentucky | | |



All-Time Standings

1998-99

Standings

EASTERN CONFERENCE

| ATLANTIC DIVISION | | | | | | | | |
|-------------------|----|----|----|----|-----|-----|-----|-----|
| | GP | W | L | T | OTL | PTS | GF | GA |
| x-Lowell | 80 | 33 | 32 | 13 | 2 | 81 | 219 | 237 |
| x-St. John's | 80 | 34 | 35 | 7 | 4 | 79 | 246 | 270 |
| x-Fredericton | 80 | 33 | 36 | 6 | 5 | 77 | 246 | 246 |
| x-Saint John | 80 | 31 | 40 | 8 | 1 | 71 | 238 | 296 |
| Portland | 80 | 23 | 48 | 7 | 2 | 55 | 214 | 273 |

| NEW ENGLAND DIVISION | | | | | | | | |
|----------------------|----|----|----|---|-----|-----|-----|-----|
| | GP | W | L | T | OTL | PTS | GF | GA |
| x-Providence | 80 | 56 | 16 | 4 | 4 | 120 | 321 | 223 |
| x-Hartford | 80 | 38 | 31 | 5 | 6 | 87 | 256 | 256 |
| x-Springfield | 80 | 35 | 35 | 9 | 1 | 80 | 245 | 232 |
| x-Worcester | 80 | 34 | 36 | 8 | 2 | 78 | 237 | 260 |
| New Haven | 80 | 33 | 35 | 7 | 5 | 78 | 240 | 250 |

WESTERN CONFERENCE

| EMPIRE DIVISION | | | | | | | | |
|-----------------|----|----|----|---|-----|-----|-----|-----|
| | GP | W | L | T | OTL | PTS | GF | GA |
| x-Rochester | 80 | 52 | 21 | 6 | 1 | 111 | 287 | 176 |
| x-Albany | 80 | 46 | 26 | 6 | 2 | 100 | 275 | 230 |
| x-Hamilton | 80 | 40 | 29 | 7 | 4 | 91 | 229 | 206 |
| x-Adirondack | 80 | 21 | 48 | 8 | 3 | 53 | 184 | 280 |
| Syracuse | 80 | 18 | 50 | 9 | 3 | 48 | 220 | 327 |

| MID-ATLANTIC DIVISION | | | | | | | | |
|-----------------------|----|----|----|----|-----|-----|-----|-----|
| | GP | W | L | T | OTL | PTS | GF | GA |
| x-Philadelphia | 80 | 47 | 22 | 9 | 2 | 105 | 272 | 221 |
| x-Kentucky | 80 | 44 | 26 | 7 | 3 | 98 | 272 | 214 |
| x-Hershey | 80 | 37 | 32 | 10 | 1 | 85 | 242 | 224 |
| x-Cincinnati | 80 | 35 | 39 | 4 | 2 | 76 | 227 | 249 |

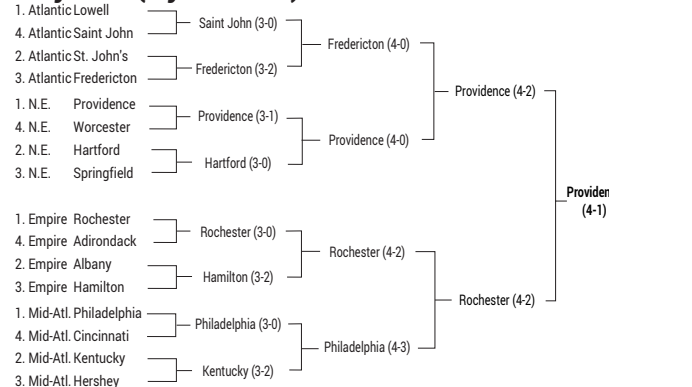
Leading Scorers

| | GP | G | A | PTS |
|------------------------------|----|----|----|-----|
| Domenic Pittis, Rochester | 76 | 38 | 66 | 104 |
| Randy Robitaille, Providence | 74 | 28 | 74 | 102 |
| John Madden, Albany | 75 | 38 | 60 | 98 |
| Peter White, Philadelphia | 77 | 31 | 59 | 90 |
| Jim Montgomery, Philadelphia | 78 | 29 | 58 | 87 |
| Steve Brule, Albany | 78 | 32 | 52 | 84 |
| Richard Park, Philadelphia | 75 | 41 | 42 | 83 |
| Lonny Bohonos, St. John's | 70 | 34 | 48 | 82 |
| Shane Willis, New Haven | 73 | 31 | 50 | 81 |
| Craig Fisher, Rochester | 70 | 29 | 52 | 81 |

Leading Goaltenders

| | GP | W | L | T | GAA |
|-----------------------------|----|----|----|---|------|
| Martin Biron, Rochester | 52 | 36 | 13 | 3 | 2.07 |
| Steve Passmore, Hamilton | 54 | 24 | 21 | 7 | 2.23 |
| Jim Carey, Providence | 30 | 17 | 8 | 3 | 2.33 |
| David Aebischer, Hershey | 38 | 17 | 10 | 5 | 2.45 |
| Sean Gauthier, Kentucky | 40 | 18 | 15 | 6 | 2.50 |
| Mike Buzak, Albany | 48 | 22 | 13 | 3 | 2.57 |
| Brian Boucher, Philadelphia | 36 | 20 | 8 | 5 | 2.59 |
| John Nabokov, Kentucky | 43 | 26 | 14 | 1 | 2.62 |
| Tom Askey, Cincinnati | 53 | 21 | 22 | 3 | 2.72 |
| Marcel Cousineau, Lowell | 53 | 26 | 17 | 7 | 2.75 |

Playoffs (By Games)



1999-2000

Standings

EASTERN CONFERENCE

| ATLANTIC DIVISION | | | | | | | | |
|-------------------|----|----|----|----|-----|-----|-----|-----|
| | GP | W | L | T | OTL | PTS | GF | GA |
| x-Quebec | 80 | 37 | 34 | 5 | 4 | 83 | 227 | 238 |
| x-Saint John | 80 | 32 | 32 | 11 | 5 | 80 | 267 | 283 |
| x-Lowell | 80 | 33 | 36 | 7 | 4 | 77 | 228 | 240 |
| St. John's | 80 | 23 | 45 | 8 | 4 | 58 | 202 | 277 |

| NEW ENGLAND DIVISION | | | | | | | | |
|----------------------|----|----|----|----|-----|-----|-----|-----|
| | GP | W | L | T | OTL | PTS | GF | GA |
| x-Hartford | 80 | 49 | 22 | 7 | 2 | 107 | 249 | 198 |
| x-Portland | 80 | 46 | 23 | 10 | 1 | 103 | 256 | 202 |
| x-Worcester | 80 | 34 | 31 | 11 | 4 | 83 | 249 | 250 |
| x-Springfield | 80 | 33 | 35 | 11 | 1 | 78 | 272 | 252 |
| x-Providence | 80 | 33 | 38 | 6 | 3 | 75 | 231 | 269 |

WESTERN CONFERENCE

| EMPIRE DIVISION | | | | | | | | |
|-----------------------|----|----|----|----|-----|-----|-----|-----|
| | GP | W | L | T | OTL | PTS | GF | GA |
| x-Rochester | 80 | 46 | 22 | 9 | 3 | 104 | 247 | 201 |
| x-Syracuse | 80 | 35 | 35 | 9 | 1 | 80 | 290 | 294 |
| x-Hamilton | 80 | 27 | 34 | 13 | 6 | 73 | 225 | 262 |
| x-Albany | 80 | 30 | 40 | 7 | 3 | 70 | 225 | 250 |
| Wilkes-Barre/Scranton | 80 | 23 | 43 | 9 | 5 | 60 | 236 | 306 |

| MID-ATLANTIC DIVISION | | | | | | | | |
|-----------------------|----|----|----|---|-----|-----|-----|-----|
| | GP | W | L | T | OTL | PTS | GF | GA |
| x-Kentucky | 80 | 42 | 25 | 9 | 4 | 97 | 250 | 211 |
| x-Hershey | 80 | 43 | 29 | 5 | 3 | 94 | 297 | 267 |
| x-Philadelphia | 80 | 44 | 31 | 3 | 2 | 93 | 281 | 239 |
| x-Louisville | 80 | 42 | 30 | 7 | 1 | 92 | 278 | 254 |
| Cincinnati | 80 | 30 | 37 | 9 | 4 | 73 | 227 | 244 |

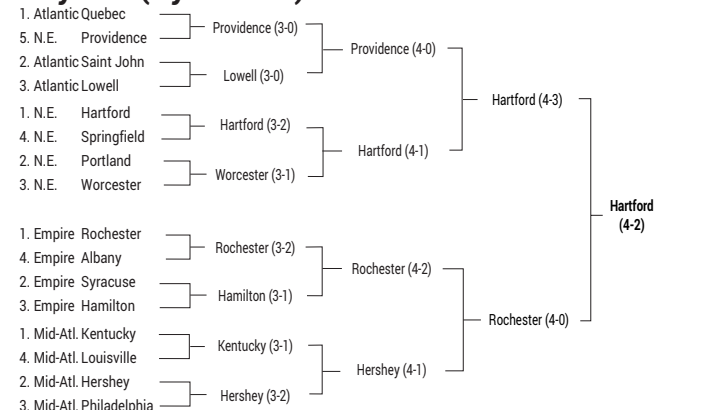
Leading Scorers

| | GP | G | A | PTS |
|-----------------------------|----|----|----|-----|
| Christian Matte, Hershey | 73 | 43 | 61 | 104 |
| Mike Maneluk, Philadelphia | 73 | 47 | 40 | 87 |
| Mark Greig, Philadelphia | 68 | 34 | 48 | 82 |
| Derek Armstrong, Hartford | 77 | 28 | 54 | 82 |
| Serge Aubin, Hershey | 58 | 42 | 38 | 80 |
| Mike Craig, Kentucky | 76 | 39 | 39 | 78 |
| Brad Smyth, Hartford | 80 | 39 | 37 | 76 |
| Steve Brule, Albany | 75 | 30 | 46 | 76 |
| Eric Boguniecki, Louisville | 57 | 33 | 42 | 75 |
| Daniel Cleary, Hamilton | 58 | 22 | 52 | 74 |

Leading Goaltenders

| | GP | W | L | T | GAA |
|-------------------------------|----|----|----|---|------|
| Milan Hnilicka, Hartford | 36 | 22 | 11 | 0 | 2.15 |
| Martin Brochu, Portland | 54 | 32 | 15 | 6 | 2.18 |
| Mika Noronen, Rochester | 54 | 33 | 13 | 4 | 2.18 |
| Miikka Kiprusoff, Kentucky | 47 | 23 | 19 | 4 | 2.48 |
| Jean-Francois Labbe, Hartford | 49 | 27 | 13 | 7 | 2.52 |
| Dan Murphy, Philadelphia | 38 | 17 | 13 | 1 | 2.59 |
| Johan Hedberg, Kentucky | 33 | 18 | 9 | 5 | 2.68 |
| Sean Gauthier, Louisville | 39 | 24 | 12 | 2 | 2.71 |
| Brent Johnson, Worcester | 58 | 24 | 27 | 5 | 2.91 |
| Travis Scott, Lowell | 46 | 15 | 23 | 3 | 2.91 |

Playoffs (By Games)



All-Time Standings

2000-01

Standings

EASTERN CONFERENCE

| CANADIAN DIVISION | | | | | | | | |
|----------------------|----|----|----|----|-----|-----|-----|-----|
| | GP | W | L | T | OTL | PTS | GF | GA |
| x-Saint John | 80 | 44 | 24 | 7 | 5 | 100 | 269 | 210 |
| x-Quebec | 80 | 41 | 32 | 3 | 4 | 89 | 264 | 252 |
| x-St. John's | 80 | 35 | 35 | 8 | 2 | 80 | 247 | 244 |
| Hamilton | 80 | 28 | 41 | 6 | 5 | 67 | 227 | 281 |
| NEW ENGLAND DIVISION | | | | | | | | |
| | GP | W | L | T | OTL | PTS | GF | GA |
| x-Worcester | 80 | 48 | 20 | 9 | 3 | 108 | 264 | 205 |
| x-Hartford | 80 | 40 | 26 | 8 | 6 | 94 | 263 | 247 |
| x-Providence | 80 | 35 | 31 | 10 | 4 | 84 | 245 | 242 |
| x-Lowell | 80 | 35 | 35 | 5 | 5 | 80 | 225 | 244 |
| x-Portland | 80 | 34 | 40 | 4 | 2 | 74 | 250 | 280 |
| Springfield | 80 | 29 | 37 | 8 | 6 | 72 | 253 | 280 |

WESTERN CONFERENCE

| SOUTHERN DIVISION | | | | | | | | |
|-------------------------|----|----|----|----|-----|-----|-----|-----|
| | GP | W | L | T | OTL | PTS | GF | GA |
| x-Kentucky | 80 | 42 | 25 | 12 | 1 | 97 | 273 | 212 |
| x-Cincinnati | 80 | 41 | 26 | 9 | 4 | 95 | 254 | 240 |
| x-Norfolk | 80 | 36 | 26 | 13 | 5 | 90 | 241 | 208 |
| Louisville | 80 | 21 | 51 | 5 | 3 | 50 | 200 | 285 |
| MID-ATLANTIC DIVISION | | | | | | | | |
| | GP | W | L | T | OTL | PTS | GF | GA |
| x-Rochester | 80 | 46 | 22 | 9 | 3 | 104 | 224 | 192 |
| x-Wilkes-Barre/Scranton | 80 | 36 | 33 | 9 | 2 | 83 | 252 | 248 |
| x-Syracuse | 80 | 33 | 30 | 12 | 5 | 83 | 235 | 254 |
| x-Philadelphia | 80 | 36 | 34 | 5 | 5 | 82 | 246 | 244 |
| x-Hershey | 80 | 34 | 39 | 4 | 3 | 75 | 216 | 234 |
| Albany | 80 | 30 | 40 | 6 | 4 | 70 | 216 | 262 |

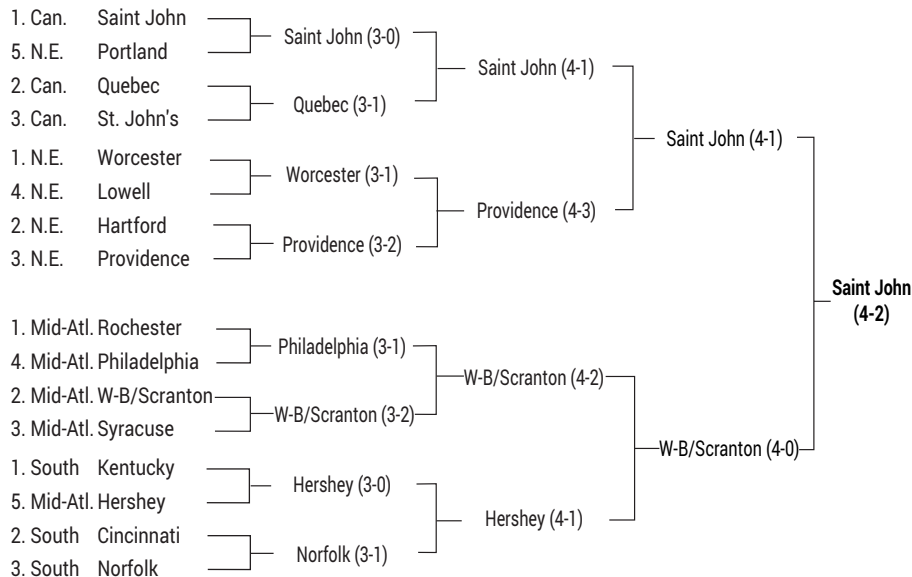
Leading Scorers

| | GP | G | A | PTS |
|------------------------------|----|----|----|-----|
| Derek Armstrong, Hartford | 75 | 32 | 69 | 101 |
| Jean-Guy Trudel, Springfield | 80 | 34 | 65 | 99 |
| Ryan Kraft, Kentucky | 77 | 38 | 50 | 88 |
| Mark Greig, Philadelphia | 74 | 31 | 57 | 88 |
| Brad Smyth, Hartford | 77 | 50 | 29 | 79 |
| Bill Bowler, Syracuse | 72 | 21 | 58 | 79 |
| Mikael Samuelsson, Kentucky | 66 | 32 | 46 | 78 |
| Marty Murray, Saint John | 56 | 24 | 52 | 76 |
| Jim Montgomery, Kentucky | 55 | 22 | 52 | 74 |
| Steve Bancroft, Kentucky | 80 | 23 | 50 | 73 |

Leading Goaltenders

| | GP | W | L | T | GAA |
|------------------------------------|----|----|----|---|------|
| Dwayne Roloson, Worcester | 52 | 32 | 15 | 5 | 2.17 |
| Mika Noronen, Rochester | 47 | 26 | 15 | 5 | 2.18 |
| Miikka Kiprusoff, Kentucky | 36 | 19 | 9 | 6 | 2.24 |
| Rich Parent, Wilkes-Barre/Scranton | 35 | 17 | 12 | 5 | 2.35 |
| Jeff Maund, Norfolk | 42 | 20 | 12 | 7 | 2.36 |
| Mike Minard, St. John's | 43 | 23 | 10 | 4 | 2.42 |
| Levente Szuper, Saint John | 34 | 16 | 10 | 2 | 2.50 |
| Travis Scott, Lowell | 34 | 16 | 15 | 1 | 2.52 |
| Tom Askey, Rochester | 29 | 15 | 8 | 4 | 2.55 |
| Martin Brochu, Saint John | 55 | 27 | 19 | 5 | 2.60 |

Playoffs (By Games)



All-Time Standings

2002-03 Standings

EASTERN CONFERENCE

| EAST DIVISION | | | | | | | | |
|--------------------|----|----|----|-----|-----|-----|-----|-----|
| GP | W | L | T | OTL | PTS | GF | GA | |
| x-Binghamton (3) | 80 | 43 | 26 | 9 | 2 | 97 | 239 | 207 |
| x-Bridgeport (5) | 80 | 40 | 26 | 11 | 3 | 94 | 219 | 198 |
| x-Hartford (7) | 80 | 33 | 27 | 12 | 8 | 86 | 255 | 236 |
| x-Springfield (10) | 80 | 34 | 38 | 7 | 1 | 76 | 202 | 243 |
| Albany | 80 | 25 | 37 | 11 | 7 | 68 | 197 | 235 |
| NORTH DIVISION | | | | | | | | |
| GP | W | L | T | OTL | PTS | GF | GA | |
| x-Providence (2) | 80 | 44 | 20 | 11 | 5 | 104 | 268 | 227 |
| x-Manchester (4) | 80 | 40 | 23 | 11 | 6 | 97 | 254 | 209 |
| x-Worcester (6) | 80 | 35 | 27 | 15 | 3 | 88 | 235 | 220 |
| x-Portland (8) | 80 | 33 | 28 | 13 | 6 | 85 | 221 | 195 |
| Lowell | 80 | 19 | 51 | 7 | 3 | 48 | 175 | 275 |
| CANADIAN DIVISION | | | | | | | | |
| GP | W | L | T | OTL | PTS | GF | GA | |
| x-Hamilton (1) | 80 | 49 | 19 | 8 | 4 | 110 | 279 | 191 |
| x-Manitoba (9) | 80 | 37 | 33 | 8 | 2 | 84 | 229 | 228 |
| St. John's | 80 | 32 | 40 | 6 | 2 | 72 | 236 | 285 |
| Saint John | 80 | 32 | 41 | 6 | 1 | 71 | 203 | 223 |

WESTERN CONFERENCE

| WEST DIVISION | | | | | | | | |
|-----------------------------|----|----|----|-----|-----|-----|-----|-----|
| GP | W | L | T | OTL | PTS | GF | GA | |
| x-Houston (2) | 80 | 47 | 23 | 7 | 3 | 104 | 266 | 222 |
| x-Chicago (4) | 80 | 43 | 25 | 8 | 4 | 98 | 276 | 237 |
| x-San Antonio (6) | 80 | 36 | 29 | 11 | 4 | 87 | 235 | 226 |
| x-Milwaukee (7) | 80 | 32 | 27 | 14 | 7 | 85 | 247 | 251 |
| x-Utah (9) | 80 | 37 | 34 | 4 | 5 | 83 | 227 | 243 |
| CENTRAL DIVISION | | | | | | | | |
| GP | W | L | T | OTL | PTS | GF | GA | |
| x-Grand Rapids (1) | 80 | 48 | 22 | 8 | 2 | 106 | 240 | 177 |
| x-Rochester (10) | 80 | 31 | 30 | 14 | 5 | 81 | 219 | 221 |
| Cincinnati | 80 | 26 | 35 | 13 | 6 | 71 | 202 | 242 |
| Syracuse | 80 | 27 | 41 | 8 | 4 | 66 | 201 | 256 |
| Cleveland | 80 | 22 | 48 | 5 | 5 | 54 | 203 | 286 |
| SOUTH DIVISION | | | | | | | | |
| GP | W | L | T | OTL | PTS | GF | GA | |
| x-Norfolk (3) | 80 | 37 | 26 | 12 | 5 | 91 | 201 | 187 |
| x-Hershey (5) | 80 | 36 | 27 | 14 | 3 | 89 | 217 | 209 |
| x-Wilkes-Barre/Scranton (8) | 80 | 36 | 32 | 7 | 5 | 84 | 245 | 248 |
| Philadelphia | 80 | 33 | 33 | 6 | 8 | 80 | 198 | 212 |


Leading Scorers

| | GP | G | A | PTS |
|-------------------------------|----|----|----|-----|
| Steve Maltais, Chicago | 79 | 30 | 56 | 86 |
| Jean-Guy Trudel, Houston | 79 | 31 | 54 | 85 |
| Michel Picard, Grand Rapids | 78 | 32 | 52 | 84 |
| Mark Mowers, Grand Rapids | 78 | 34 | 47 | 81 |
| Simon Gamache, Chicago | 76 | 35 | 42 | 77 |
| Darren Haydar, Milwaukee | 75 | 29 | 46 | 75 |
| Cory Larose, Houston-Hartford | 82 | 27 | 48 | 75 |
| Mark Greig, Philadelphia | 73 | 30 | 44 | 74 |
| Keith Aucoin, Providence | 78 | 25 | 49 | 74 |
| Craig Darby, Albany | 76 | 23 | 51 | 74 |

Leading Goaltenders

| | GP | W | L | T | GAA |
|----------------------------|----|----|----|----|------|
| Craig Anderson, Norfolk | 32 | 15 | 11 | 5 | 1.94 |
| Marc Lamothe, Grand Rapids | 60 | 33 | 18 | 8 | 2.13 |
| Rick DiPietro, Bridgeport | 34 | 16 | 10 | 8 | 2.14 |
| Cristobal Huet, Manchester | 30 | 16 | 8 | 5 | 2.29 |
| Ryan Miller, Rochester | 47 | 23 | 18 | 5 | 2.34 |
| Philippe Sauve, Hershey | 60 | 26 | 20 | 12 | 2.37 |
| Maxime Ouellet, Portland | 48 | 22 | 16 | 7 | 2.40 |
| Curtis Sanford, Worcester | 41 | 18 | 14 | 8 | 2.41 |
| Ray Emery, Binghamton | 50 | 27 | 17 | 6 | 2.42 |
| Travis Scott, Manchester | 50 | 23 | 19 | 5 | 2.46 |

Playoffs (By Games)



All-Time Standings

2003-04 Standings

EASTERN CONFERENCE

| ATLANTIC DIVISION | | | | | | | | | |
|-------------------|----|----|----|----|-----|-----|-----|-----|--|
| | GP | W | L | T | OTL | PTS | GF | GA | |
| x-Hartford | 80 | 44 | 22 | 12 | 2 | 102 | 198 | 153 | |
| x-Manchester | 80 | 40 | 28 | 7 | 5 | 92 | 223 | 181 | |
| x-Worcester | 80 | 37 | 27 | 13 | 3 | 90 | 207 | 186 | |
| x-Providence | 80 | 36 | 29 | 11 | 4 | 87 | 170 | 170 | |
| x-Portland | 80 | 32 | 27 | 13 | 8 | 85 | 156 | 160 | |
| Lowell | 80 | 32 | 36 | 6 | 6 | 76 | 208 | 242 | |
| Springfield | 80 | 26 | 43 | 9 | 2 | 63 | 179 | 234 | |

| EAST DIVISION | | | | | | | | | |
|-------------------------|----|----|----|----|-----|-----|-----|-----|--|
| | GP | W | L | T | OTL | PTS | GF | GA | |
| x-Philadelphia | 80 | 46 | 25 | 7 | 2 | 101 | 216 | 168 | |
| x-Bridgeport | 80 | 41 | 23 | 12 | 4 | 98 | 178 | 140 | |
| x-Wilkes-Barre/Scranton | 80 | 34 | 28 | 10 | 8 | 86 | 197 | 197 | |
| x-Binghamton | 80 | 34 | 34 | 9 | 3 | 80 | 210 | 216 | |
| x-Norfolk | 80 | 35 | 36 | 4 | 5 | 79 | 172 | 187 | |
| Hershey | 80 | 33 | 34 | 8 | 5 | *78 | 203 | 218 | |
| Albany | 80 | 21 | 39 | 11 | 9 | 62 | 182 | 257 | |

WESTERN CONFERENCE

| NORTH DIVISION | | | | | | | | | |
|----------------|----|----|----|----|-----|-----|-----|-----|--|
| | GP | W | L | T | OTL | PTS | GF | GA | |
| x-Hamilton | 80 | 41 | 25 | 10 | 4 | 96 | 235 | 191 | |
| x-Syracuse | 80 | 38 | 25 | 10 | 7 | 93 | 239 | 235 | |
| x-Rochester | 80 | 37 | 28 | 10 | 5 | 89 | 207 | 188 | |
| x-Cleveland | 80 | 37 | 28 | 8 | 7 | 89 | 235 | 220 | |
| x-Toronto | 80 | 35 | 34 | 8 | 3 | 81 | 219 | 224 | |
| Manitoba | 80 | 32 | 35 | 11 | 2 | 77 | 214 | 232 | |
| St. John's | 80 | 32 | 36 | 8 | 4 | 76 | 225 | 265 | |

| WEST DIVISION | | | | | | | | | |
|----------------|----|----|----|----|-----|-----|-----|-----|--|
| | GP | W | L | T | OTL | PTS | GF | GA | |
| x-Milwaukee | 80 | 46 | 24 | 7 | 3 | 102 | 269 | 191 | |
| x-Grand Rapids | 80 | 44 | 28 | 8 | 0 | 96 | 195 | 166 | |
| x-Chicago | 80 | 42 | 26 | 9 | 3 | 96 | 246 | 208 | |
| x-Houston | 80 | 28 | 34 | 14 | 4 | 74 | 197 | 220 | |
| x-Cincinnati | 80 | 29 | 37 | 13 | 1 | 72 | 188 | 211 | |
| San Antonio | 80 | 30 | 42 | 8 | 0 | 68 | 191 | 231 | |
| Utah | 80 | 27 | 42 | 6 | 5 | 65 | 162 | 230 | |

*Hershey forfeited point for OTL, Apr. 11 vs. Philadelphia [Rule 89(a)(5) - Pulling Goaltender in Overtime]

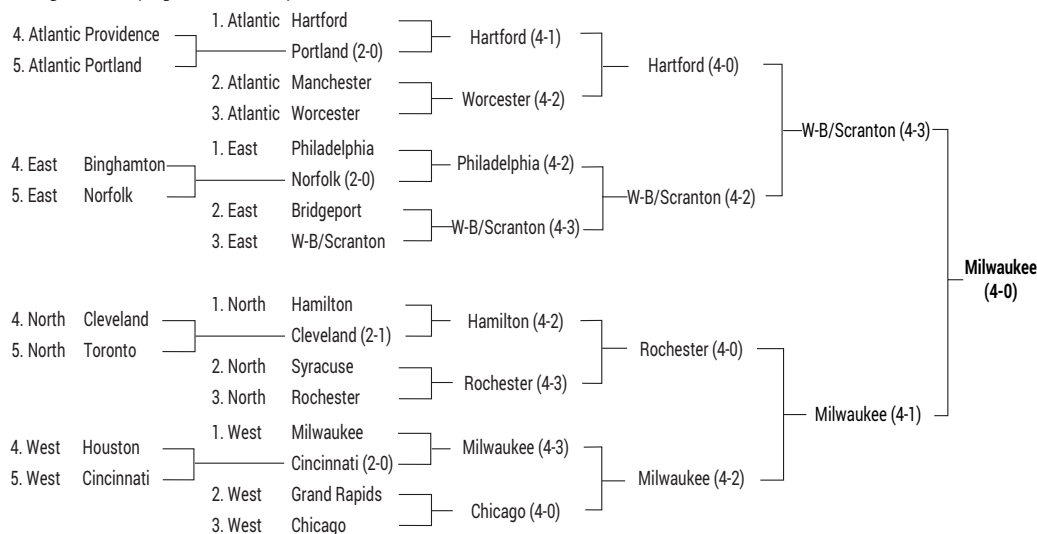
Leading Scorers

| | GP | G | A | PTS |
|----------------------------------|----|----|----|-----|
| Pavel Rosa, Manchester | 77 | 39 | 49 | 88 |
| Domenic Pittis, Rochester | 75 | 20 | 57 | 77 |
| Miroslav Zalesak, Cleveland | 72 | 35 | 40 | 75 |
| Eric Perrin, Hershey | 71 | 21 | 54 | 75 |
| Kirby Law, Philadelphia | 74 | 32 | 41 | 73 |
| Brad Boyes, Cleveland-Providence | 78 | 31 | 41 | 72 |
| Steve Kelly, Manchester | 59 | 21 | 49 | 70 |
| Donald MacLean, Syracuse | 77 | 27 | 42 | 69 |
| Craig Darby, Bridgeport | 77 | 21 | 48 | 69 |
| Jeff Hamilton, Bridgeport | 67 | 43 | 25 | 68 |

Leading Goaltenders

| | GP | W | L | T | GAA |
|---------------------------------|----|----|----|---|------|
| Wade Dubielewicz, Bridgeport | 33 | 20 | 8 | 5 | 1.38 |
| Jason LaBarbera, Hartford | 59 | 34 | 9 | 9 | 1.59 |
| Tim Thomas, Providence | 43 | 20 | 16 | 6 | 1.84 |
| Dieter Kochan, Bridgeport | 45 | 20 | 17 | 7 | 1.87 |
| Adam Hauser, Manchester | 43 | 20 | 15 | 7 | 1.84 |
| Neil Little, Philadelphia | 34 | 21 | 12 | 1 | 1.96 |
| Joey MacDonald, Grand Rapids | 39 | 22 | 12 | 3 | 1.97 |
| Maxime Ouellet, Portland | 52 | 15 | 29 | 8 | 1.99 |
| Antero Niittymaki, Philadelphia | 49 | 24 | 13 | 6 | 2.02 |
| Marc Lamothe, Grand Rapids | 43 | 21 | 16 | 5 | 2.06 |

Playoffs (By Games)



All-Time Standings

2004-05 Standings

EASTERN CONFERENCE

| ATLANTIC DIVISION | | | | | | | | |
|-------------------------|----|----|-----|-----|-----|-----|-----|-----|
| GP | W | L | OTL | SOL | PTS | GF | GA | |
| x-Manchester | 80 | 51 | 21 | 4 | 4 | 110 | 258 | 176 |
| x-Hartford | 80 | 50 | 24 | 3 | 3 | 106 | 206 | 160 |
| x-Lowell | 80 | 47 | 27 | 1 | 5 | 100 | 242 | 190 |
| x-Providence | 80 | 40 | 30 | 3 | 7 | 90 | 211 | 202 |
| Worcester | 80 | 39 | 34 | 4 | 3 | 85 | 212 | 223 |
| Portland | 80 | 34 | 34 | 6 | 6 | 80 | 175 | 242 |
| Springfield | 80 | 24 | 47 | 6 | 3 | 57 | 161 | 255 |
| EAST DIVISION | | | | | | | | |
| GP | W | L | OTL | SOL | PTS | GF | GA | |
| x-Binghamton | 80 | 47 | 21 | 5 | 7 | 106 | 276 | 217 |
| x-Philadelphia | 80 | 48 | 25 | 3 | 4 | 103 | 235 | 185 |
| x-Norfolk | 80 | 43 | 30 | 1 | 6 | 93 | 200 | 188 |
| x-Wilkes-Barre/Scranton | 80 | 39 | 27 | 7 | 7 | 92 | 227 | 219 |
| Hershey | 80 | 39 | 37 | 2 | 2 | 82 | 207 | 226 |
| Bridgeport | 80 | 37 | 38 | 4 | 1 | 79 | 192 | 222 |
| Albany | 80 | 29 | 38 | 7 | 6 | 71 | 198 | 248 |

WESTERN CONFERENCE

| NORTH DIVISION | | | | | | | | |
|----------------|----|----|-----|-----|-----|-----|-----|-----|
| GP | W | L | OTL | SOL | PTS | GF | GA | |
| x-Rochester | 80 | 51 | 19 | 4 | 6 | 112 | 243 | 208 |
| x-St. John's | 80 | 46 | 28 | 1 | 5 | 98 | 244 | 232 |
| x-Manitoba | 80 | 44 | 26 | 3 | 7 | 98 | 243 | 210 |
| x-Hamilton | 80 | 38 | 29 | 7 | 6 | 89 | 225 | 210 |
| Syracuse | 80 | 36 | 33 | 7 | 4 | 83 | 215 | 230 |
| Edmonton | 80 | 32 | 33 | 4 | 11 | 79 | 201 | 223 |
| Cleveland | 80 | 35 | 37 | 2 | 6 | 78 | 200 | 226 |
| WEST DIVISION | | | | | | | | |
| GP | W | L | OTL | SOL | PTS | GF | GA | |
| x-Chicago | 80 | 49 | 24 | 5 | 2 | 105 | 245 | 211 |
| x-Milwaukee | 80 | 47 | 24 | 4 | 5 | 103 | 247 | 207 |
| x-Cincinnati | 80 | 44 | 31 | 1 | 4 | 93 | 206 | 191 |
| x-Houston | 80 | 40 | 28 | 6 | 6 | 92 | 212 | 195 |
| Grand Rapids | 80 | 41 | 35 | 2 | 2 | 86 | 200 | 200 |
| San Antonio | 80 | 27 | 45 | 3 | 5 | 62 | 156 | 232 |
| Utah | 80 | 23 | 50 | 2 | 5 | 53 | 156 | 265 |

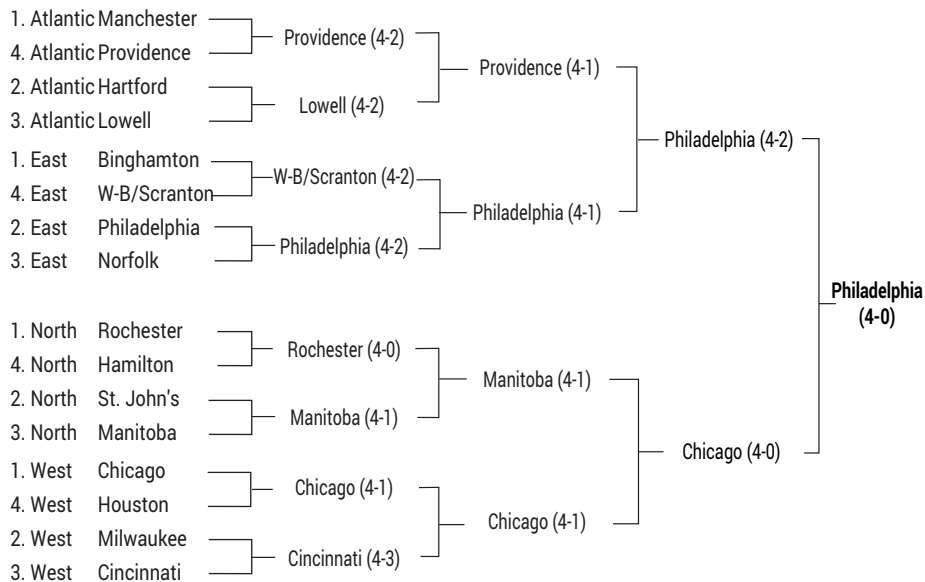
Leading Scorers

| | GP | G | A | PTS |
|-----------------------------|----|----|----|-----|
| Jason Spezza, Binghamton | 80 | 32 | 85 | 117 |
| Mike Cammalleri, Manchester | 79 | 46 | 63 | 109 |
| David Ling, St. John's | 80 | 28 | 60 | 88 |
| Kyle Wellwood, St. John's | 80 | 38 | 49 | 87 |
| Simon Gamache, Milwaukee | 80 | 29 | 57 | 86 |
| Peter Sarno, Manitoba | 80 | 16 | 66 | 82 |
| Andy Hilbert, Providence | 79 | 37 | 42 | 79 |
| Chris Taylor, Rochester | 79 | 21 | 58 | 79 |
| Denis Hamel, Binghamton | 80 | 39 | 39 | 78 |
| Eric Staal, Lowell | 77 | 26 | 51 | 77 |

Leading Goaltenders

| | GP | W | L | SOL | GAA |
|---------------------------------|----|----|----|-----|------|
| Steve Valiquette, Hartford | 35 | 19 | 11 | 1 | 1.77 |
| Jason LaBarbera, Hartford | 53 | 31 | 16 | 2 | 1.84 |
| Adam Hauser, Manchester | 32 | 19 | 11 | 0 | 1.93 |
| Cam Ward, Lowell | 50 | 27 | 17 | 3 | 1.99 |
| Josh Harding, Houston | 42 | 21 | 16 | 3 | 2.01 |
| Michael Leighton, Norfolk | 41 | 20 | 16 | 3 | 2.02 |
| Hannu Toivonen, Providence | 54 | 29 | 18 | 3 | 2.05 |
| Antero Niittymaki, Philadelphia | 58 | 33 | 21 | 4 | 2.07 |
| Frederic Cassivi, Cincinnati | 46 | 25 | 18 | 2 | 2.07 |
| Mathieu Garon, Manchester | 52 | 32 | 14 | 4 | 2.12 |

Playoffs (By Games)



All-Time Standings

2005-06 Standings

EASTERN CONFERENCE

| ATLANTIC DIVISION | | | | | | | | |
|-------------------|----|----|-----|-----|-----|-----|-----|-----|
| GP | W | L | OTL | SOL | PTS | GF | GA | |
| x-Portland | 80 | 53 | 19 | 5 | 3 | 114 | 306 | 241 |
| x-Hartford | 80 | 48 | 24 | 2 | 6 | 104 | 292 | 241 |
| x-Manchester | 80 | 43 | 30 | 3 | 4 | 93 | 236 | 230 |
| x-Providence | 80 | 43 | 31 | 1 | 5 | 92 | 254 | 217 |
| Lowell | 80 | 29 | 37 | 6 | 8 | 72 | 222 | 257 |
| Springfield | 80 | 28 | 43 | 3 | 6 | 65 | 220 | 312 |
| Albany | 80 | 25 | 48 | 4 | 3 | 57 | 206 | 278 |

| EAST DIVISION | | | | | | | | |
|-------------------------|----|----|-----|-----|-----|-----|-----|-----|
| GP | W | L | OTL | SOL | PTS | GF | GA | |
| x-Wilkes-Barre/Scranton | 80 | 51 | 18 | 5 | 6 | 113 | 249 | 178 |
| x-Hershey | 80 | 44 | 21 | 5 | 10 | 103 | 262 | 234 |
| x-Norfolk | 80 | 43 | 29 | 4 | 4 | 94 | 259 | 246 |
| x-Bridgeport | 80 | 38 | 33 | 6 | 3 | 85 | 246 | 253 |
| Binghamton | 80 | 35 | 37 | 4 | 4 | 78 | 258 | 295 |
| Philadelphia | 80 | 34 | 37 | 2 | 7 | 77 | 197 | 232 |

WESTERN CONFERENCE

| NORTH DIVISION | | | | | | | | |
|----------------|----|----|-----|-----|-----|-----|-----|-----|
| GP | W | L | OTL | SOL | PTS | GF | GA | |
| x-Grand Rapids | 80 | 55 | 20 | 1 | 4 | 115 | 323 | 247 |
| x-Syracuse | 80 | 47 | 25 | 5 | 3 | 102 | 272 | 251 |
| x-Manitoba | 80 | 44 | 24 | 7 | 5 | 100 | 243 | 217 |
| x-Toronto | 80 | 41 | 29 | 6 | 4 | 92 | 270 | 263 |
| Rochester | 80 | 37 | 39 | 2 | 2 | 78 | 261 | 270 |
| Hamilton | 80 | 35 | 41 | 0 | 4 | 74 | 225 | 251 |
| Cleveland | 80 | 27 | 48 | 2 | 3 | 59 | 210 | 302 |

| WEST DIVISION | | | | | | | | |
|---------------|----|----|-----|-----|-----|-----|-----|-----|
| GP | W | L | OTL | SOL | PTS | GF | GA | |
| x-Milwaukee | 80 | 49 | 21 | 6 | 4 | 108 | 268 | 234 |
| x-Houston | 80 | 50 | 24 | 3 | 3 | 106 | 285 | 242 |
| x-Peoria | 80 | 46 | 26 | 3 | 5 | 100 | 253 | 226 |
| x-Iowa | 80 | 41 | 31 | 1 | 7 | 90 | 238 | 228 |
| Chicago | 80 | 36 | 32 | 4 | 8 | 84 | 278 | 275 |
| Omaha | 80 | 35 | 31 | 3 | 11 | 84 | 206 | 221 |
| San Antonio | 80 | 23 | 50 | 3 | 4 | 53 | 153 | 251 |

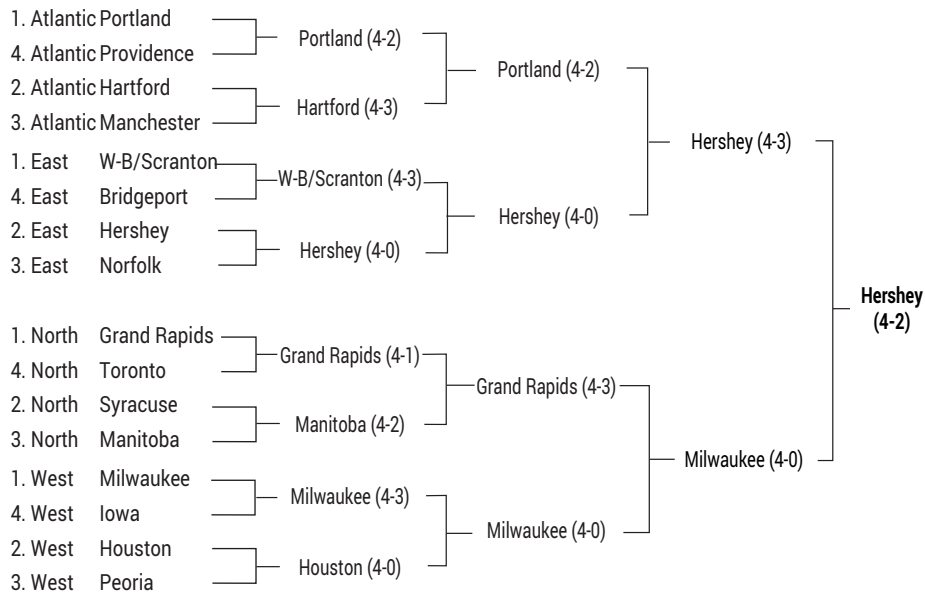
Leading Scorers

| | GP | G | A | PTS |
|---------------------------------|----|----|----|-----|
| Kirby Law, Houston | 80 | 43 | 67 | 110 |
| Erik Westrum, Houston | 71 | 34 | 64 | 98 |
| Jiri Hudler, Grand Rapids | 76 | 36 | 60 | 96 |
| Patrick O'Sullivan, Houston | 78 | 47 | 46 | 93 |
| Darren Haydar, Milwaukee | 80 | 35 | 57 | 92 |
| Denis Hamel, Binghamton | 77 | 56 | 35 | 91 |
| Donald MacLean, Grand Rapids | 76 | 56 | 32 | 88 |
| Brad Smyth, Manchester-Hartford | 80 | 34 | 52 | 86 |
| Ryan Shannon, Portland | 71 | 27 | 59 | 86 |
| Keith Aucoin, Lowell | 72 | 29 | 56 | 85 |

Leading Goaltenders

| | GP | W | L | SOL | GAA |
|--------------------------------------|----|----|----|-----|------|
| Dany Sabourin, Wilkes-Barre/Scranton | 49 | 30 | 14 | 4 | 2.26 |
| Wade Flaherty, Manitoba | 49 | 26 | 17 | 4 | 2.40 |
| Brent Krahn, Omaha | 57 | 26 | 20 | 9 | 2.50 |
| Mike Smith, Iowa | 50 | 25 | 19 | 6 | 2.50 |
| Curtis McElhinney, Omaha | 33 | 9 | 14 | 2 | 2.52 |
| Martin Houle, Philadelphia | 40 | 18 | 18 | 1 | 2.54 |
| Jordan Sigalet, Providence | 37 | 19 | 11 | 2 | 2.55 |
| Adam Hauser, Manchester | 45 | 22 | 17 | 2 | 2.56 |
| Jimmy Howard, Grand Rapids | 38 | 27 | 6 | 2 | 2.58 |
| Frederic Cassivi, Hershey | 61 | 34 | 19 | 6 | 2.59 |

Playoffs (By Games)



All-Time Standings

2006-07 Standings

EASTERN CONFERENCE

| ATLANTIC DIVISION | | | | | | | | |
|-------------------|----|----|-----|-----|-----|-----|-----|-----|
| GP | W | L | OTL | SOL | PTS | GF | GA | |
| x-Manchester | 80 | 51 | 21 | 7 | 1 | 110 | 242 | 182 |
| x-Hartford | 80 | 47 | 29 | 3 | 1 | 98 | 231 | 201 |
| x-Providence | 80 | 44 | 30 | 2 | 4 | 94 | 251 | 218 |
| x-Worcester | 80 | 41 | 28 | 3 | 8 | 93 | 247 | 244 |
| Lowell | 80 | 38 | 30 | 6 | 6 | 88 | 212 | 220 |
| Portland | 80 | 37 | 31 | 3 | 9 | 86 | 225 | 232 |
| Springfield | 80 | 28 | 49 | 1 | 2 | 59 | 181 | 268 |

| EAST DIVISION | | | | | | | | |
|-------------------------|----|----|-----|-----|-----|-----|-----|-----|
| GP | W | L | OTL | SOL | PTS | GF | GA | |
| x-Hershey | 80 | 51 | 17 | 6 | 6 | 114 | 305 | 219 |
| x-Wilkes-Barre/Scranton | 80 | 51 | 23 | 2 | 4 | 108 | 276 | 221 |
| x-Norfolk | 80 | 50 | 22 | 6 | 2 | 108 | 301 | 257 |
| x-Albany | 80 | 37 | 36 | 4 | 3 | 81 | 246 | 258 |
| Bridgeport | 80 | 36 | 37 | 1 | 6 | 79 | 229 | 267 |
| Philadelphia | 80 | 31 | 41 | 2 | 6 | 70 | 222 | 271 |
| Binghamton | 80 | 23 | 48 | 4 | 5 | 55 | 225 | 323 |

WESTERN CONFERENCE

| NORTH DIVISION | | | | | | | | |
|----------------|----|----|-----|-----|-----|-----|-----|-----|
| GP | W | L | OTL | SOL | PTS | GF | GA | |
| x-Manitoba | 80 | 45 | 23 | 7 | 5 | 102 | 232 | 201 |
| x-Rochester | 80 | 48 | 30 | 1 | 1 | 98 | 269 | 250 |
| x-Hamilton | 80 | 43 | 28 | 3 | 6 | 95 | 243 | 208 |
| x-Grand Rapids | 80 | 37 | 32 | 6 | 5 | 85 | 226 | 244 |
| Syracuse | 80 | 34 | 34 | 4 | 8 | 80 | 250 | 248 |
| Toronto | 80 | 34 | 39 | 2 | 5 | 75 | 220 | 270 |

| WEST DIVISION | | | | | | | | |
|---------------|----|----|-----|-----|-----|-----|-----|-----|
| GP | W | L | OTL | SOL | PTS | GF | GA | |
| x-Omaha | 80 | 49 | 25 | 5 | 1 | 104 | 214 | 189 |
| x-Chicago | 80 | 46 | 25 | 3 | 6 | 101 | 331 | 252 |
| x-Milwaukee | 80 | 41 | 25 | 4 | 10 | 96 | 227 | 230 |
| x-Iowa | 80 | 42 | 34 | 3 | 1 | 88 | 221 | 231 |
| Peoria | 80 | 37 | 33 | 2 | 8 | 84 | 221 | 242 |
| San Antonio | 80 | 32 | 42 | 2 | 4 | 70 | 219 | 256 |
| Houston | 80 | 27 | 43 | 4 | 6 | 64 | 205 | 269 |

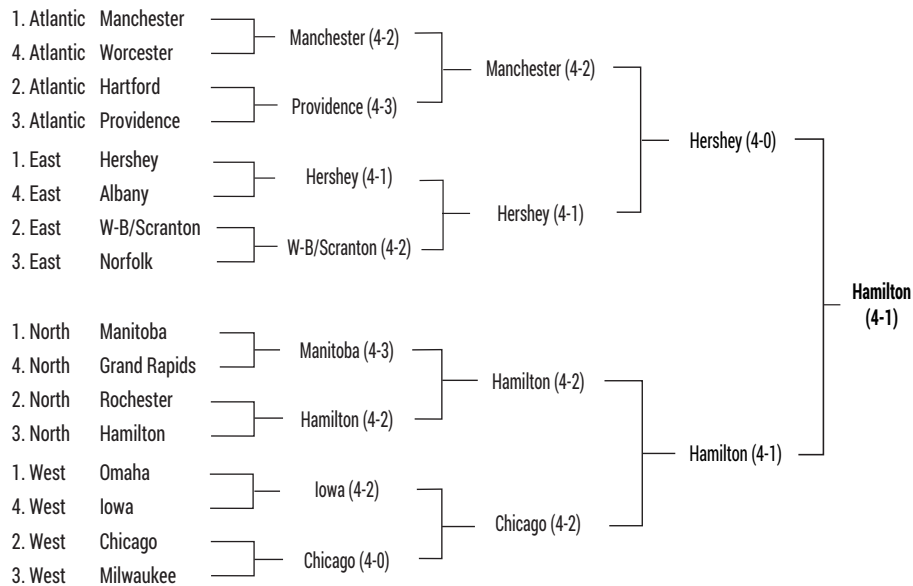
Leading Scorers

| | GP | G | A | PTS |
|--|----|----|----|-----|
| Darren Haydar, Chicago | 73 | 41 | 81 | 122 |
| Keith Aucoin, Albany | 65 | 27 | 72 | 99 |
| Martin St. Pierre, Norfolk | 65 | 27 | 72 | 99 |
| Brett Sterling, Chicago | 77 | 55 | 42 | 97 |
| Cory Larose, Chicago | 63 | 22 | 61 | 83 |
| Jason Jaffray, Manitoba | 77 | 35 | 46 | 81 |
| Mathieu Darche, Worcester | 76 | 35 | 45 | 80 |
| Jason Krog, Chicago | 44 | 26 | 54 | 80 |
| Troy Brouwer, Norfolk | 66 | 41 | 38 | 79 |
| Pierre-Alexandre Parenteau, Portland-Norfolk | 68 | 30 | 49 | 79 |

Leading Goaltenders

| | GP | W | L | SOL | GAA |
|-----------------------------|----|----|----|-----|------|
| Jaroslav Halak, Hamilton | 28 | 16 | 11 | 0 | 2.00 |
| Curtis McElhinney, Omaha | 57 | 35 | 17 | 1 | 2.13 |
| Drew MacIntyre, Manitoba | 41 | 24 | 12 | 2 | 2.17 |
| Jason LaBarbera, Manchester | 62 | 39 | 20 | 1 | 2.21 |
| Al Montoya, Hartford | 48 | 27 | 17 | 0 | 2.30 |
| Pekka Rinne, Milwaukee | 29 | 15 | 7 | 6 | 2.34 |
| Steve Valiquette, Hartford | 30 | 17 | 12 | 0 | 2.34 |
| Frederic Cassivi, Hershey | 39 | 22 | 10 | 5 | 2.36 |
| Hannu Toivonen, Providence | 27 | 13 | 13 | 1 | 2.37 |
| Wade Flaherty, Manitoba | 32 | 17 | 9 | 2 | 2.42 |

Playoffs (By Games)



All-Time Standings

2007-08 Standings

EASTERN CONFERENCE

| ATLANTIC DIVISION | | | | | | | | |
|-------------------|----|----|----|-----|-----|-----|-----|-----|
| | GP | W | L | OTL | SOL | PTS | GF | GA |
| x-Providence | 80 | 55 | 18 | 3 | 4 | 117 | 280 | 206 |
| x-Hartford | 80 | 50 | 20 | 2 | 8 | 110 | 266 | 198 |
| x-Portland | 80 | 45 | 26 | 5 | 4 | 99 | 238 | 215 |
| x-Manchester | 80 | 39 | 31 | 5 | 5 | 88 | 240 | 228 |
| Springfield | 80 | 35 | 35 | 5 | 5 | 80 | 214 | 257 |
| Worcester | 80 | 32 | 37 | 5 | 6 | 75 | 216 | 258 |
| Lowell | 80 | 25 | 43 | 7 | 5 | 62 | 183 | 270 |

| EAST DIVISION | | | | | | | | |
|-------------------------|----|----|----|-----|-----|-----|-----|-----|
| | GP | W | L | OTL | SOL | PTS | GF | GA |
| x-Wilkes-Barre/Scranton | 80 | 47 | 26 | 3 | 4 | 101 | 223 | 187 |
| x-Philadelphia | 80 | 46 | 27 | 4 | 3 | 99 | 236 | 212 |
| x-Albany | 80 | 43 | 30 | 3 | 4 | 93 | 213 | 198 |
| x-Hershey | 80 | 42 | 30 | 2 | 6 | 92 | 253 | 247 |
| Bridgeport | 80 | 40 | 36 | 1 | 3 | 84 | 225 | 240 |
| Binghamton | 80 | 34 | 32 | 9 | 5 | 82 | 225 | 248 |
| Norfolk | 80 | 29 | 44 | 2 | 5 | 65 | 213 | 267 |

WESTERN CONFERENCE

| NORTH DIVISION | | | | | | | | |
|----------------|----|----|----|-----|-----|-----|-----|-----|
| | GP | W | L | OTL | SOL | PTS | GF | GA |
| x-Toronto | 80 | 50 | 21 | 3 | 6 | 109 | 246 | 203 |
| x-Syracuse | 80 | 46 | 26 | 2 | 6 | 100 | 247 | 201 |
| x-Manitoba | 80 | 46 | 27 | 3 | 4 | 99 | 236 | 197 |
| Hamilton | 80 | 36 | 34 | 3 | 7 | 82 | 208 | 235 |
| Grand Rapids | 80 | 31 | 41 | 2 | 6 | 70 | 210 | 245 |
| Lake Erie | 80 | 26 | 41 | 6 | 7 | 65 | 209 | 276 |
| Rochester | 80 | 24 | 46 | 6 | 4 | 58 | 197 | 291 |

| WEST DIVISION | | | | | | | | |
|---------------|----|----|----|-----|-----|-----|-----|-----|
| | GP | W | L | OTL | SOL | PTS | GF | GA |
| x-Chicago | 80 | 53 | 22 | 2 | 3 | 111 | 300 | 226 |
| x-Rockford | 80 | 44 | 26 | 4 | 6 | 98 | 247 | 231 |
| x-Houston | 80 | 45 | 29 | 2 | 4 | 96 | 206 | 183 |
| x-Milwaukee | 80 | 44 | 29 | 4 | 3 | 95 | 231 | 212 |
| x-San Antonio | 80 | 42 | 28 | 3 | 7 | 94 | 238 | 225 |
| Quad City | 80 | 38 | 32 | 3 | 7 | 86 | 203 | 214 |
| Peoria | 80 | 38 | 33 | 4 | 5 | 85 | 247 | 242 |
| Iowa | 80 | 35 | 37 | 5 | 3 | 78 | 217 | 255 |

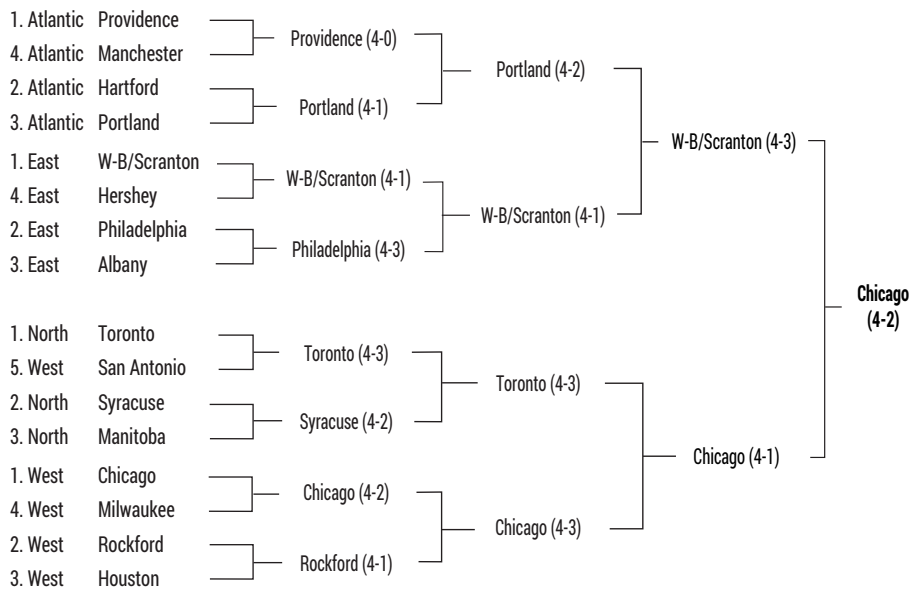
Leading Scorers

| | GP | G | A | PTS |
|--------------------------------------|----|----|----|-----|
| Jason Krog, Chicago | 80 | 39 | 73 | 112 |
| Martin St. Pierre, Rockford | 69 | 21 | 67 | 88 |
| Teddy Purcell, Manchester | 67 | 25 | 58 | 83 |
| Pierre-Alexandre Parenteau, Hartford | 75 | 34 | 47 | 81 |
| Cal O'Reilly, Milwaukee | 80 | 16 | 63 | 79 |
| Brad Moran, Manitoba | 74 | 22 | 55 | 77 |
| Jeff Tambellini, Bridgeport | 57 | 38 | 38 | 76 |
| Rob Schremp, Springfield | 78 | 23 | 53 | 76 |
| Pascal Pelletier, Providence | 73 | 37 | 38 | 75 |
| Grant Stevenson, Quad City | 80 | 30 | 43 | 73 |

Leading Goaltenders

| | GP | W | L | SOL | GAA |
|-----------------------------------|----|----|----|-----|------|
| Nolan Schaefer, Houston | 34 | 19 | 13 | 0 | 2.06 |
| Jaroslav Halak, Hamilton | 28 | 15 | 10 | 2 | 2.10 |
| Michael Leighton, Albany | 58 | 28 | 25 | 4 | 2.10 |
| John Curry, Wilkes-Barre/Scranton | 40 | 24 | 12 | 3 | 2.23 |
| Barry Brust, Houston | 43 | 24 | 16 | 3 | 2.27 |
| Curtis McElhinney, Quad City | 41 | 20 | 18 | 2 | 2.28 |
| Cory Schneider, Manitoba | 36 | 21 | 12 | 2 | 2.28 |
| Scott Munroe, Philadelphia | 36 | 18 | 8 | 2 | 2.29 |
| Miika Wiikman, Hartford | 34 | 21 | 8 | 3 | 2.30 |
| Drew MacIntyre, Manitoba | 46 | 25 | 18 | 2 | 2.32 |

Playoffs (By Games)



All-Time Standings

2008-09 Standings

EASTERN CONFERENCE

| ATLANTIC DIVISION | | | | | | | | |
|-------------------|----|----|-----|-----|-----|----|-----|-----|
| GP | W | L | OTL | SOL | PTS | GF | GA | |
| x-Hartford | 80 | 46 | 27 | 3 | 4 | 99 | 243 | 216 |
| x-Providence | 80 | 43 | 29 | 2 | 6 | 94 | 238 | 232 |
| x-Portland | 80 | 39 | 31 | 3 | 7 | 88 | 249 | 239 |
| x-Worcester | 80 | 42 | 35 | 1 | 2 | 87 | 223 | 223 |
| Manchester | 80 | 37 | 35 | 0 | 8 | 82 | 211 | 218 |
| Lowell | 80 | 35 | 36 | 2 | 7 | 79 | 213 | 243 |
| Springfield | 80 | 24 | 44 | 8 | 4 | 60 | 188 | 258 |

| EAST DIVISION | | | | | | | | |
|-------------------------|----|----|-----|-----|-----|-----|-----|-----|
| GP | W | L | OTL | SOL | PTS | GF | GA | |
| x-Hershey | 80 | 49 | 23 | 2 | 6 | 106 | 296 | 240 |
| x-Bridgeport | 80 | 49 | 23 | 3 | 5 | 106 | 241 | 212 |
| x-Wilkes-Barre/Scranton | 80 | 49 | 25 | 3 | 3 | 104 | 274 | 212 |
| x-Philadelphia | 80 | 43 | 30 | 2 | 5 | 93 | 234 | 232 |
| Binghamton | 80 | 41 | 30 | 5 | 4 | 91 | 232 | 238 |
| Norfolk | 80 | 33 | 38 | 4 | 5 | 75 | 236 | 269 |
| Albany | 80 | 33 | 49 | 3 | 4 | 73 | 219 | 258 |

WESTERN CONFERENCE

| NORTH DIVISION | | | | | | | | |
|----------------|----|----|-----|-----|-----|-----|-----|-----|
| GP | W | L | OTL | SOL | PTS | GF | GA | |
| x-Manitoba | 80 | 50 | 23 | 1 | 6 | 107 | 239 | 188 |
| x-Hamilton | 80 | 49 | 27 | 4 | 0 | 102 | 263 | 201 |
| x-Grand Rapids | 80 | 43 | 25 | 6 | 6 | 98 | 255 | 226 |
| x-Toronto | 80 | 39 | 29 | 5 | 7 | 90 | 240 | 229 |
| Syracuse | 80 | 40 | 32 | 5 | 3 | 88 | 214 | 226 |
| Lake Erie | 80 | 34 | 38 | 3 | 5 | 76 | 199 | 218 |
| Rochester | 80 | 29 | 43 | 0 | 8 | 66 | 184 | 259 |

| WEST DIVISION | | | | | | | | |
|---------------|----|----|-----|-----|-----|-----|-----|-----|
| GP | W | L | OTL | SOL | PTS | GF | GA | |
| x-Milwaukee | 80 | 49 | 22 | 3 | 6 | 107 | 229 | 195 |
| x-Peoria | 80 | 43 | 31 | 2 | 4 | 92 | 215 | 211 |
| x-Houston | 80 | 38 | 31 | 2 | 9 | 87 | 218 | 230 |
| x-Rockford | 80 | 40 | 34 | 0 | 6 | 86 | 229 | 220 |
| Quad City | 80 | 36 | 31 | 6 | 7 | 85 | 212 | 216 |
| Chicago | 80 | 38 | 37 | 3 | 2 | 81 | 226 | 222 |
| Iowa | 80 | 33 | 33 | 4 | 10 | 80 | 209 | 260 |
| San Antonio | 80 | 36 | 38 | 2 | 4 | 78 | 205 | 243 |

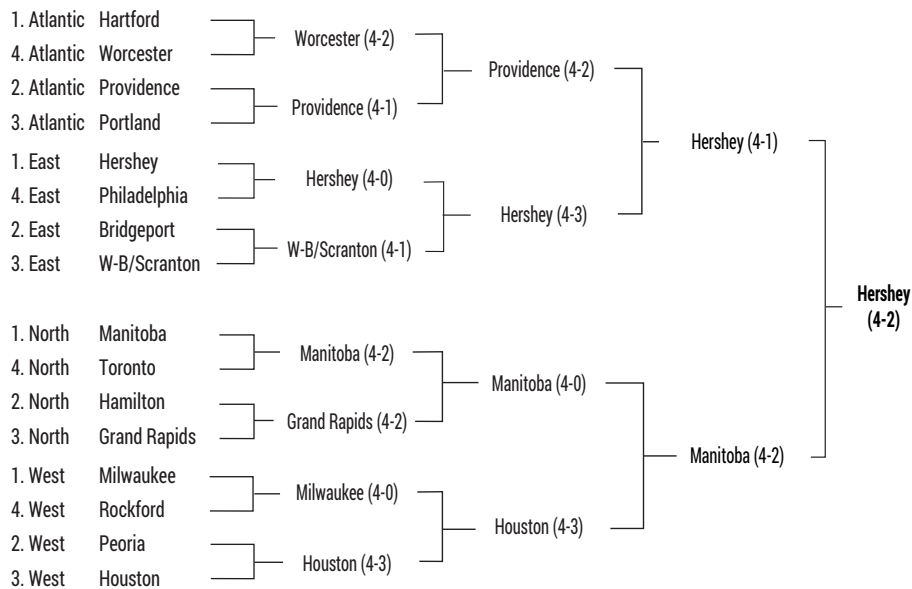
Leading Scorers

| | GP | G | A | PTS |
|--------------------------------------|----|----|----|-----|
| Alexandre Giroux, Hershey | 69 | 60 | 37 | 97 |
| Keith Aucoin, Hershey | 70 | 25 | 71 | 96 |
| Jason Krog, Manitoba | 74 | 30 | 56 | 86 |
| Janne Pesonen, Wilkes-Barre/Scranton | 70 | 32 | 50 | 82 |
| Artem Anisimov, Hartford | 80 | 37 | 44 | 81 |
| Darren Haydar, Grand Rapids | 79 | 31 | 49 | 80 |
| Tim Stapleton, Toronto | 70 | 28 | 51 | 79 |
| Corey Locke, Houston | 77 | 25 | 54 | 79 |
| Pierre-Alexandre Parenteau, Hartford | 74 | 29 | 49 | 78 |
| Kyle Greentree, Quad City | 79 | 39 | 37 | 76 |

Leading Goaltenders

| | GP | W | L | SOL | GAA |
|-----------------------------------|----|----|----|-----|------|
| Cory Schneider, Manitoba | 40 | 28 | 10 | 1 | 2.04 |
| Mark Dekanich, Milwaukee | 30 | 15 | 10 | 2 | 2.09 |
| Nathan Lawson, Bridgeport | 31 | 19 | 9 | 2 | 2.16 |
| Leland Irving, Quad City | 47 | 24 | 18 | 2 | 2.23 |
| Drew MacIntyre, Milwaukee | 55 | 34 | 15 | 4 | 2.30 |
| Brian Elliott, Binghamton | 30 | 18 | 8 | 1 | 2.31 |
| Matt Zaba, Hartford | 41 | 25 | 10 | 0 | 2.33 |
| John Curry, Wilkes-Barre/Scranton | 50 | 33 | 15 | 1 | 2.38 |
| Jonathan Bernier, Manchester | 54 | 23 | 24 | 4 | 2.40 |
| Antti Niemi, Rockford | 38 | 18 | 14 | 3 | 2.43 |

Playoffs (By Games)



All-Time Standings

2009-10 Standings

EASTERN CONFERENCE

| ATLANTIC DIVISION | | | | | | | | |
|-------------------|----|----|-----|-----|-----|-----|-----|-----|
| GP | W | L | OTL | SOL | PTS | GF | GA | |
| x-Worcester | 80 | 49 | 25 | 3 | 3 | 104 | 275 | 239 |
| x-Portland | 80 | 45 | 24 | 7 | 4 | 101 | 244 | 214 |
| x-Manchester | 80 | 43 | 28 | 3 | 6 | 95 | 213 | 200 |
| x-Lowell | 80 | 39 | 31 | 4 | 6 | 88 | 239 | 232 |
| x-Bridgeport | 80 | 38 | 32 | 4 | 6 | 86 | 201 | 220 |
| Hartford | 80 | 36 | 33 | 6 | 5 | 83 | 231 | 251 |
| Providence | 80 | 36 | 38 | 5 | 1 | 78 | 207 | 226 |
| Springfield | 80 | 25 | 39 | 12 | 4 | 66 | 207 | 296 |

| EAST DIVISION | | | | | | | | |
|-------------------------|----|----|-----|-----|-----|-----|-----|-----|
| GP | W | L | OTL | SOL | PTS | GF | GA | |
| x-Hershey | 80 | 60 | 17 | 0 | 3 | 123 | 342 | 198 |
| x-Albany | 80 | 43 | 29 | 3 | 5 | 94 | 244 | 231 |
| x-Wilkes-Barre/Scranton | 80 | 41 | 34 | 2 | 3 | 87 | 239 | 229 |
| Norfolk | 80 | 39 | 35 | 3 | 3 | 84 | 208 | 214 |
| Binghamton | 80 | 36 | 35 | 6 | 3 | 81 | 251 | 260 |
| Syracuse | 80 | 34 | 39 | 4 | 3 | 75 | 227 | 272 |
| Adirondack | 80 | 32 | 41 | 3 | 4 | 71 | 199 | 251 |

WESTERN CONFERENCE

| NORTH DIVISION | | | | | | | | |
|----------------|----|----|-----|-----|-----|-----|-----|-----|
| GP | W | L | OTL | SOL | PTS | GF | GA | |
| x-Hamilton | 80 | 52 | 17 | 3 | 8 | 115 | 271 | 182 |
| x-Rochester | 80 | 44 | 33 | 2 | 1 | 91 | 253 | 247 |
| x-Abbotsford | 80 | 39 | 29 | 5 | 7 | 90 | 217 | 231 |
| x-Manitoba | 80 | 40 | 33 | 5 | 2 | 87 | 204 | 232 |
| Toronto | 80 | 33 | 35 | 6 | 6 | 78 | 193 | 261 |
| Lake Erie | 80 | 34 | 37 | 1 | 8 | 77 | 234 | 257 |
| Grand Rapids | 80 | 34 | 39 | 3 | 4 | 75 | 244 | 265 |

| WEST DIVISION | | | | | | | | |
|---------------|----|----|-----|-----|-----|-----|-----|-----|
| GP | W | L | OTL | SOL | PTS | GF | GA | |
| x-Chicago | 80 | 49 | 24 | 1 | 6 | 105 | 264 | 214 |
| x-Texas | 80 | 46 | 27 | 3 | 4 | 99 | 238 | 198 |
| x-Rockford | 80 | 44 | 30 | 3 | 3 | 94 | 226 | 226 |
| x-Milwaukee | 80 | 41 | 30 | 2 | 7 | 91 | 237 | 220 |
| Peoria | 80 | 38 | 33 | 2 | 7 | 85 | 233 | 248 |
| San Antonio | 80 | 36 | 32 | 5 | 7 | 84 | 235 | 244 |
| Houston | 80 | 34 | 34 | 7 | 5 | 80 | 206 | 224 |

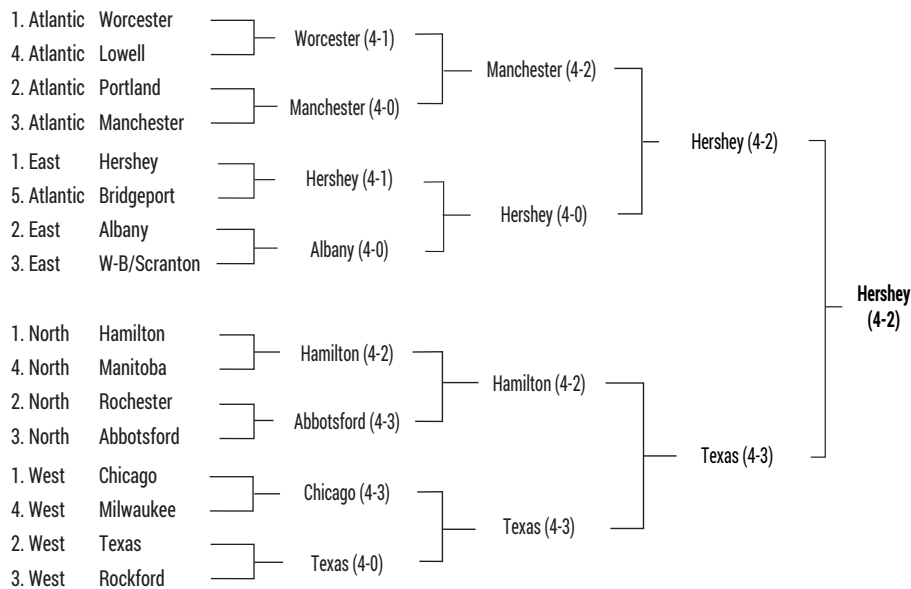
Leading Scorers

| | GP | G | A | PTS |
|-------------------------------|----|----|----|-----|
| Keith Aucoin, Hershey | 72 | 35 | 71 | 106 |
| Alexandre Giroux, Hershey | 69 | 50 | 53 | 103 |
| Corey Locke, Hartford | 76 | 31 | 54 | 85 |
| Jerome Samson, Albany | 74 | 37 | 41 | 78 |
| David Desharnais, Hamilton | 60 | 27 | 51 | 78 |
| Brock Trotter, Hamilton | 75 | 36 | 41 | 77 |
| Jason Krog, Chicago | 78 | 14 | 61 | 75 |
| Mark Mancari, Portland | 74 | 28 | 46 | 74 |
| Charles Linglet, Springfield | 75 | 19 | 55 | 74 |
| Martin St. Pierre, Binghamton | 77 | 24 | 48 | 72 |

Leading Goaltenders

| | GP | W | L | SOL | GAA |
|--------------------------------------|----|----|----|-----|------|
| Cedrick Desjardins, Hamilton | 47 | 29 | 9 | 4 | 2.00 |
| Jonathan Bernier, Manchester | 58 | 30 | 21 | 6 | 2.03 |
| Curtis Sanford, Hamilton | 41 | 23 | 11 | 3 | 2.13 |
| Braden Holtby, Hershey | 37 | 25 | 8 | 2 | 2.32 |
| Mark Dekanich, Milwaukee | 49 | 27 | 16 | 4 | 2.33 |
| Peter Mannino, Chicago | 38 | 26 | 5 | 1 | 2.34 |
| Jhonas Enroth, Portland | 48 | 28 | 18 | 1 | 2.37 |
| Anton Khudobin, Houston | 40 | 14 | 19 | 4 | 2.43 |
| Brad Thiessen, Wilkes-Barre/Scranton | 30 | 14 | 14 | 1 | 2.45 |
| Matt Climie, Texas | 43 | 21 | 17 | 3 | 2.46 |

Playoffs (By Games)



All-Time Standings

2010-11 Standings

EASTERN CONFERENCE

| ATLANTIC DIVISION | | | | | | | | |
|-------------------|----|----|----|-----|-----|-----|-----|-----|
| | GP | W | L | OTL | SOL | PTS | GF | GA |
| x-Portland | 80 | 47 | 24 | 7 | 2 | 103 | 280 | 238 |
| x-Manchester | 80 | 44 | 26 | 4 | 6 | 98 | 255 | 209 |
| x-Connecticut | 80 | 40 | 32 | 2 | 6 | 88 | 221 | 223 |
| Worcester | 80 | 36 | 31 | 4 | 9 | 85 | 210 | 245 |
| Providence | 80 | 38 | 36 | 3 | 3 | 82 | 209 | 252 |
| Springfield | 80 | 35 | 40 | 2 | 3 | 75 | 233 | 253 |
| Bridgeport | 80 | 30 | 39 | 4 | 7 | 71 | 218 | 266 |

| EAST DIVISION | | | | | | | | |
|-------------------------|----|----|----|-----|-----|-----|-----|-----|
| | GP | W | L | OTL | SOL | PTS | GF | GA |
| x-Wilkes-Barre/Scranton | 80 | 58 | 21 | 0 | 1 | 117 | 261 | 183 |
| x-Hershey | 80 | 46 | 26 | 3 | 5 | 100 | 255 | 214 |
| x-Charlotte | 80 | 44 | 27 | 2 | 7 | 97 | 265 | 243 |
| x-Norfolk | 80 | 39 | 26 | 9 | 6 | 93 | 265 | 230 |
| x-Binghamton | 80 | 42 | 30 | 3 | 5 | 92 | 255 | 221 |
| Syracuse | 80 | 35 | 38 | 3 | 4 | 77 | 217 | 249 |
| Adirondack | 80 | 31 | 39 | 4 | 6 | 72 | 197 | 248 |
| Albany | 80 | 32 | 42 | 1 | 5 | 70 | 217 | 283 |

WESTERN CONFERENCE

| NORTH DIVISION | | | | | | | | |
|----------------|----|----|----|-----|-----|-----|-----|-----|
| | GP | W | L | OTL | SOL | PTS | GF | GA |
| x-Hamilton | 80 | 44 | 27 | 2 | 7 | 97 | 226 | 193 |
| x-Lake Erie | 80 | 44 | 28 | 3 | 5 | 96 | 223 | 206 |
| x-Manitoba | 80 | 43 | 30 | 1 | 6 | 93 | 220 | 210 |
| Abbotsford | 80 | 38 | 32 | 4 | 6 | 86 | 186 | 212 |
| Toronto | 80 | 37 | 32 | 1 | 10 | 85 | 228 | 219 |
| Grand Rapids | 80 | 36 | 34 | 2 | 8 | 82 | 227 | 254 |
| Rochester | 80 | 31 | 39 | 5 | 5 | 72 | 218 | 266 |

| WEST DIVISION | | | | | | | | |
|-----------------|----|----|----|-----|-----|-----|-----|-----|
| | GP | W | L | OTL | SOL | PTS | GF | GA |
| x-Milwaukee | 80 | 44 | 22 | 6 | 8 | 102 | 226 | 194 |
| x-Houston | 80 | 46 | 28 | 1 | 5 | 98 | 240 | 212 |
| x-Peoria | 80 | 42 | 30 | 3 | 5 | 92 | 223 | 218 |
| x-Texas | 80 | 41 | 29 | 4 | 6 | 92 | 213 | 210 |
| x-Oklahoma City | 80 | 40 | 29 | 2 | 9 | 91 | 245 | 234 |
| Chicago | 80 | 39 | 30 | 5 | 6 | 89 | 260 | 262 |
| San Antonio | 80 | 40 | 33 | 4 | 3 | 87 | 228 | 245 |
| Rockford | 80 | 38 | 33 | 4 | 5 | 85 | 216 | 245 |

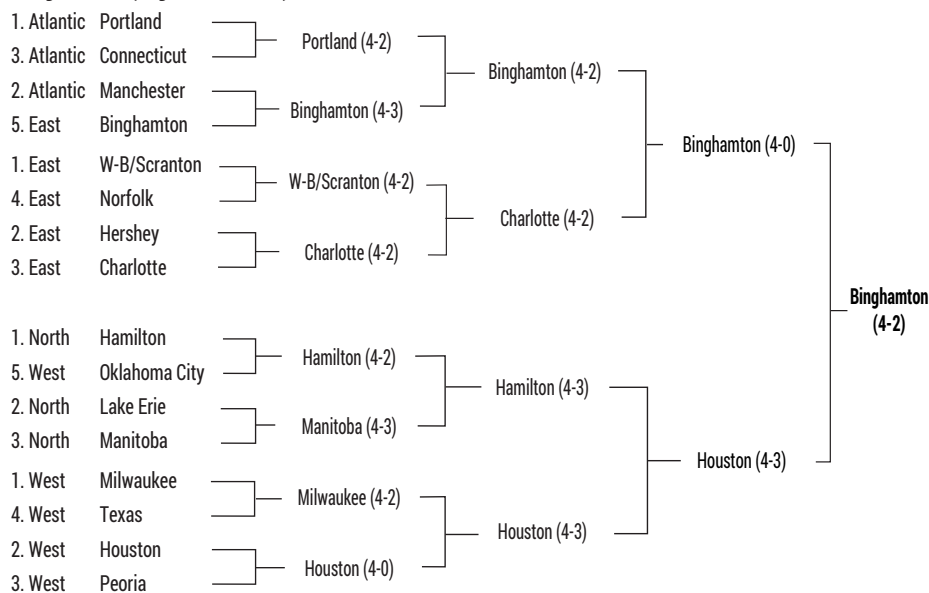
Leading Scorers

| | GP | G | A | PTS |
|---------------------------------|----|----|----|-----|
| Corey Locke, Binghamton | 69 | 21 | 65 | 86 |
| Alexandre Giroux, Oklahoma City | 70 | 32 | 46 | 78 |
| Jason Krog, Chicago | 80 | 19 | 56 | 75 |
| Darren Haydar, Chicago | 77 | 27 | 47 | 74 |
| Nigel Dawes, Chicago-Hamilton | 66 | 41 | 31 | 72 |
| Marc-Antoine Pouliot, Norfolk | 69 | 25 | 47 | 72 |
| Brad Moran, Oklahoma City | 79 | 20 | 52 | 72 |
| Keith Aucoin, Hershey | 53 | 18 | 54 | 72 |
| Ben Walter, Lake Erie | 77 | 23 | 47 | 70 |
| T.J. Hensick, Peoria | 59 | 21 | 48 | 69 |

Leading Goaltenders

| | GP | W | L | SOL | GAA |
|--------------------------------------|----|----|----|-----|------|
| Curtis Sanford, Hamilton | 40 | 22 | 13 | 2 | 1.93 |
| Brad Thiessen, Wilkes-Barre/Scranton | 46 | 35 | 8 | 1 | 1.94 |
| Mark Dekanich, Milwaukee | 43 | 23 | 12 | 5 | 2.02 |
| Richard Bachman, Texas | 55 | 28 | 19 | 5 | 2.20 |
| Michael Leighton, Adirondack | 30 | 14 | 12 | 3 | 2.22 |
| Martin Jones, Manchester | 39 | 23 | 12 | 1 | 2.25 |
| Eddie Lack, Manitoba | 53 | 28 | 21 | 4 | 2.26 |
| Braden Holtby, Hershey | 30 | 17 | 10 | 2 | 2.29 |
| Jason Bacashihua, Lake Erie | 42 | 23 | 16 | 3 | 2.29 |
| Leland Irving, Abbotsford | 61 | 30 | 24 | 2 | 2.30 |

Playoffs (By Games)



All-Time Standings

2011-12 Standings

EASTERN CONFERENCE

| ATLANTIC DIVISION | | | | | | | | |
|-------------------|----|----|-----|-----|-----|----|-----|-----|
| GP | W | L | OTL | SOL | PTS | GF | GA | |
| x-St. John's (2) | 76 | 43 | 25 | 5 | 3 | 94 | 240 | 216 |
| x-Manchester (8) | 76 | 39 | 32 | 2 | 3 | 83 | 207 | 208 |
| Portland | 76 | 36 | 31 | 4 | 5 | 81 | 223 | 254 |
| Providence | 76 | 35 | 34 | 3 | 4 | 77 | 193 | 214 |
| Worcester | 76 | 31 | 33 | 4 | 8 | 74 | 199 | 218 |

| NORTHEAST DIVISION | | | | | | | | |
|--------------------|----|----|-----|-----|-----|----|-----|-----|
| GP | W | L | OTL | SOL | PTS | GF | GA | |
| x-Bridgeport (3) | 76 | 41 | 26 | 3 | 6 | 91 | 233 | 219 |
| x-Connecticut (6) | 76 | 36 | 26 | 7 | 7 | 86 | 210 | 208 |
| Adirondack | 76 | 37 | 35 | 2 | 2 | 78 | 204 | 217 |
| Springfield | 76 | 36 | 34 | 3 | 3 | 78 | 217 | 231 |
| Albany | 76 | 31 | 34 | 6 | 5 | 73 | 190 | 226 |

| EAST DIVISION | | | | | | | | |
|-----------------------------|----|----|-----|-----|-----|-----|-----|-----|
| GP | W | L | OTL | SOL | PTS | GF | GA | |
| x-Norfolk (1) | 76 | 55 | 18 | 1 | 2 | 113 | 273 | 180 |
| x-Wilkes-Barre/Scranton (4) | 76 | 44 | 25 | 2 | 5 | 95 | 235 | 215 |
| x-Hershey (5) | 76 | 38 | 26 | 4 | 8 | 88 | 244 | 225 |
| x-Syracuse (7) | 76 | 37 | 29 | 5 | 5 | 84 | 238 | 234 |
| Binghamton | 76 | 29 | 40 | 5 | 2 | 65 | 201 | 243 |

WESTERN CONFERENCE

| NORTH DIVISION | | | | | | | | |
|-----------------|----|----|-----|-----|-----|----|-----|-----|
| GP | W | L | OTL | SOL | PTS | GF | GA | |
| x-Toronto (2) | 76 | 44 | 24 | 5 | 3 | 96 | 217 | 175 |
| x-Rochester (7) | 76 | 36 | 26 | 10 | 4 | 86 | 224 | 221 |
| Lake Erie | 76 | 37 | 29 | 3 | 7 | 84 | 189 | 210 |
| Grand Rapids | 76 | 33 | 32 | 7 | 4 | 77 | 245 | 249 |
| Hamilton | 76 | 34 | 35 | 2 | 5 | 75 | 185 | 226 |

| MIDWEST DIVISION | | | | | | | | |
|------------------|----|----|-----|-----|-----|----|-----|-----|
| GP | W | L | OTL | SOL | PTS | GF | GA | |
| x-Chicago (3) | 76 | 42 | 27 | 4 | 3 | 91 | 213 | 193 |
| x-Milwaukee (5) | 76 | 40 | 29 | 2 | 5 | 87 | 210 | 190 |
| Charlotte | 76 | 38 | 29 | 3 | 6 | 85 | 209 | 214 |
| Peoria | 76 | 39 | 33 | 2 | 2 | 82 | 217 | 207 |
| Rockford | 76 | 35 | 32 | 2 | 7 | 79 | 207 | 228 |

| WEST DIVISION | | | | | | | | |
|---------------------|----|----|-----|-----|-----|----|-----|-----|
| GP | W | L | OTL | SOL | PTS | GF | GA | |
| x-Oklahoma City (1) | 76 | 45 | 22 | 4 | 5 | 99 | 213 | 176 |
| x-Abbotsford (4) | 76 | 42 | 26 | 3 | 5 | 92 | 200 | 201 |
| x-San Antonio (6) | 76 | 41 | 30 | 3 | 2 | 87 | 197 | 204 |
| x-Houston (8) | 76 | 35 | 25 | 5 | 11 | 86 | 202 | 206 |
| Texas | 76 | 31 | 40 | 3 | 2 | 67 | 224 | 251 |

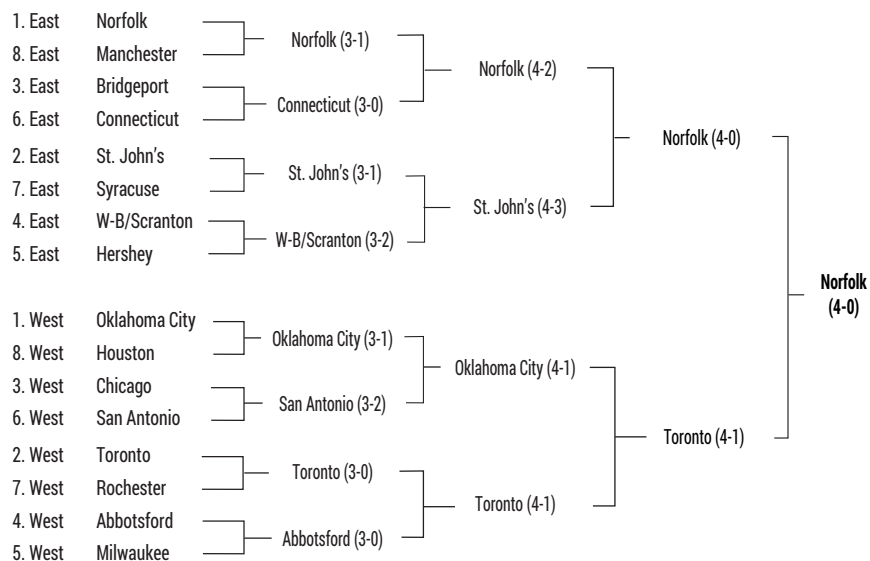
Leading Scorers

| | GP | G | A | PTS |
|---|----|----|----|-----|
| Chris Bourque, Hershey | 73 | 27 | 66 | 93 |
| Cory Conacher, Norfolk | 75 | 39 | 41 | 80 |
| Patrick Maroon, Syracuse | 75 | 32 | 42 | 74 |
| T.J. Hensick, Peoria | 66 | 21 | 49 | 70 |
| Keith Aucoin, Hershey | 43 | 11 | 59 | 70 |
| Trevor Smith, Norfolk | 64 | 26 | 43 | 69 |
| Tyler Johnson, Norfolk | 75 | 31 | 37 | 68 |
| Travis Morin, Texas | 76 | 13 | 53 | 66 |
| Ryan Potulny, Hershey | 61 | 33 | 32 | 65 |
| Kris Newbury, Connecticut | 65 | 25 | 39 | 64 |
| Jonathan Audy-Marchessault, Connecticut | 76 | 24 | 40 | 64 |
| Martin St. Pierre, Springfield | 73 | 11 | 53 | 64 |

Leading Goaltenders

| | GP | W | L | SOL | GAA |
|--------------------------------------|----|----|----|-----|------|
| Ben Scrivens, Toronto | 39 | 22 | 15 | 1 | 2.04 |
| Yann Danis, Oklahoma City | 43 | 26 | 14 | 2 | 2.07 |
| Cedrick Desjardins, Lake Erie | 32 | 16 | 11 | 5 | 2.11 |
| Jeremy Smith, Milwaukee | 56 | 31 | 19 | 2 | 2.17 |
| Dustin Tokarski, Norfolk | 45 | 32 | 11 | 0 | 2.23 |
| David LeNeveu, Oklahoma City | 34 | 18 | 12 | 3 | 2.24 |
| Ben Bishop, Peoria-Binghamton | 41 | 26 | 15 | 0 | 2.27 |
| Danny Taylor, Springfield-Abbotsford | 43 | 22 | 13 | 3 | 2.29 |
| Eddie Lack, Chicago | 46 | 21 | 20 | 3 | 2.31 |
| Jacob Markstrom, San Antonio | 32 | 17 | 12 | 1 | 2.32 |

Playoffs (By Games)



All-Time Standings

2012-13 Standings

EASTERN CONFERENCE

| ATLANTIC DIVISION | | | | | | | | |
|-----------------------------|----|----|-----|-----|-----|-----|-----|-----|
| GP | W | L | OTL | SOL | PTS | GF | GA | |
| x-Providence (1) | 76 | 50 | 21 | 0 | 5 | 105 | 222 | 183 |
| x-Portland (6) | 76 | 41 | 30 | 3 | 2 | 87 | 230 | 233 |
| x-Manchester (7) | 76 | 37 | 32 | 3 | 4 | 81 | 219 | 209 |
| Worcester | 76 | 31 | 34 | 4 | 7 | 73 | 191 | 228 |
| St. John's | 76 | 32 | 36 | 3 | 5 | 72 | 195 | 237 |
| NORTHEAST DIVISION | | | | | | | | |
| GP | W | L | OTL | SOL | PTS | GF | GA | |
| x-Springfield (2) | 76 | 45 | 22 | 5 | 4 | 99 | 235 | 186 |
| Connecticut | 76 | 35 | 32 | 6 | 3 | 79 | 213 | 222 |
| Bridgeport | 76 | 32 | 32 | 7 | 5 | 76 | 218 | 242 |
| Albany | 76 | 31 | 32 | 1 | 12 | 75 | 193 | 225 |
| Adirondack | 76 | 31 | 38 | 3 | 4 | 69 | 187 | 223 |
| EAST DIVISION | | | | | | | | |
| GP | W | L | OTL | SOL | PTS | GF | GA | |
| x-Syracuse (3) | 76 | 43 | 22 | 6 | 5 | 97 | 247 | 201 |
| x-Binghamton (4) | 76 | 44 | 24 | 1 | 7 | 96 | 227 | 188 |
| x-Wilkes-Barre/Scranton (5) | 76 | 42 | 30 | 2 | 2 | 88 | 185 | 178 |
| x-Hershey (8) | 76 | 36 | 31 | 3 | 6 | 81 | 204 | 196 |
| Norfolk | 76 | 37 | 34 | 4 | 1 | 79 | 188 | 207 |

WESTERN CONFERENCE

| NORTH DIVISION | | | | | | | | |
|---------------------|----|----|-----|-----|-----|----|-----|-----|
| GP | W | L | OTL | SOL | PTS | GF | GA | |
| x-Toronto (2) | 76 | 43 | 23 | 3 | 7 | 96 | 237 | 199 |
| x-Rochester (7) | 76 | 43 | 29 | 3 | 1 | 90 | 234 | 209 |
| Lake Erie | 76 | 35 | 31 | 3 | 7 | 80 | 211 | 220 |
| Abbotsford | 76 | 34 | 32 | 4 | 6 | 78 | 171 | 198 |
| Hamilton | 76 | 29 | 41 | 1 | 5 | 64 | 159 | 228 |
| MIDWEST DIVISION | | | | | | | | |
| GP | W | L | OTL | SOL | PTS | GF | GA | |
| x-Grand Rapids (3) | 76 | 42 | 26 | 4 | 4 | 92 | 234 | 205 |
| x-Milwaukee (8) | 76 | 41 | 28 | 4 | 3 | 89 | 197 | 200 |
| Rockford | 76 | 42 | 31 | 2 | 1 | 87 | 246 | 225 |
| Chicago | 76 | 37 | 30 | 5 | 4 | 83 | 204 | 207 |
| Peoria | 76 | 33 | 35 | 5 | 3 | 74 | 183 | 218 |
| SOUTH DIVISION | | | | | | | | |
| GP | W | L | OTL | SOL | PTS | GF | GA | |
| x-Texas (1) | 76 | 43 | 22 | 5 | 6 | 97 | 235 | 201 |
| x-Charlotte (4) | 76 | 42 | 26 | 4 | 4 | 92 | 226 | 202 |
| x-Oklahoma City (5) | 76 | 40 | 25 | 2 | 9 | 91 | 240 | 228 |
| x-Houston (6) | 76 | 40 | 26 | 5 | 5 | 90 | 212 | 199 |
| San Antonio | 76 | 29 | 38 | 2 | 7 | 67 | 195 | 241 |

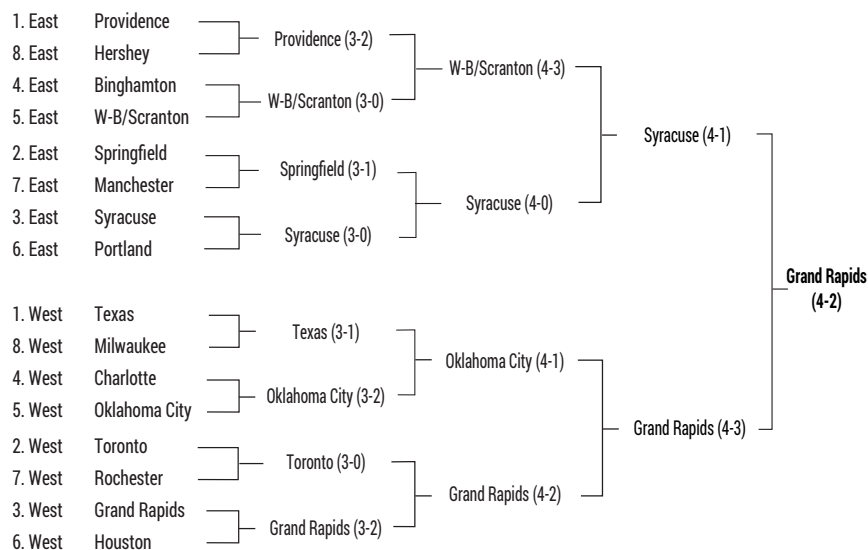
Leading Scorers

| | GP | G | A | PTS |
|---|----|----|----|-----|
| Brandon Pirri, Rockford | 76 | 22 | 53 | 75 |
| Jeff Taffe, Hershey | 73 | 18 | 53 | 71 |
| Chad Kolarik, Connecticut-Wilkes-Barre/Scranton | 76 | 31 | 37 | 68 |
| Mark Arcobello, Oklahoma City | 74 | 22 | 46 | 68 |
| Linden Vey, Manchester | 74 | 22 | 45 | 67 |
| Jonathan Audy-Marchessault, Springfield | 74 | 21 | 46 | 67 |
| T.J. Hensick, Peoria | 76 | 19 | 48 | 67 |
| Tyler Johnson, Syracuse | 62 | 37 | 28 | 65 |
| Brett Connolly, Syracuse | 71 | 31 | 32 | 63 |
| Kris Newbury, Connecticut | 70 | 20 | 42 | 62 |

Leading Goaltenders

| | GP | W | L | SOL | GAA |
|-------------------------------------|----|----|----|-----|------|
| Jeff Zatkoff, Wilkes-Barre/Scranton | 49 | 26 | 20 | 0 | 1.93 |
| Danny Taylor, Abbotsford | 40 | 18 | 10 | 2 | 2.05 |
| Robin Lehner, Binghamton | 31 | 18 | 10 | 2 | 2.12 |
| Magnus Hellberg, Milwaukee | 39 | 22 | 13 | 0 | 2.14 |
| Niklas Svedberg, Providence | 48 | 37 | 8 | 2 | 2.17 |
| Frederik Andersen, Norfolk | 47 | 24 | 18 | 1 | 2.19 |
| Philipp Grubauer, Hershey | 28 | 15 | 9 | 2 | 2.25 |
| Justin Peters, Charlotte | 37 | 22 | 12 | 1 | 2.29 |
| Michael Hutchinson, Providence | 30 | 13 | 13 | 3 | 2.30 |
| Curtis McElhinney, Springfield | 49 | 29 | 16 | 3 | 2.32 |

Playoffs (By Games)



All-Time Standings

2013-14 Standings

EASTERN CONFERENCE

| ATLANTIC DIVISION | | | | | | | | |
|-----------------------------|----|----|-----|-----|-----|-----|-----|-----|
| GP | W | L | OTL | SOL | PTS | GF | GA | |
| x-Manchester (1) | 76 | 48 | 19 | 3 | 6 | 105 | 244 | 188 |
| x-St. John's (4) | 76 | 46 | 23 | 2 | 5 | 99 | 258 | 207 |
| x-Providence (7) | 76 | 40 | 25 | 2 | 9 | 91 | 233 | 210 |
| Worcester | 76 | 36 | 34 | 4 | 2 | 78 | 189 | 226 |
| Portland | 76 | 24 | 39 | 3 | 10 | 61 | 222 | 284 |
| NORTHEAST DIVISION | | | | | | | | |
| GP | W | L | OTL | SOL | PTS | GF | GA | |
| x-Springfield (2) | 76 | 47 | 23 | 1 | 5 | 100 | 247 | 212 |
| x-Albany (5) | 76 | 40 | 23 | 5 | 8 | 93 | 220 | 193 |
| Hartford | 76 | 37 | 32 | 1 | 6 | 81 | 202 | 220 |
| Adirondack | 76 | 30 | 38 | 2 | 6 | 68 | 182 | 225 |
| Bridgeport | 76 | 28 | 40 | 2 | 6 | 64 | 183 | 238 |
| EAST DIVISION | | | | | | | | |
| GP | W | L | OTL | SOL | PTS | GF | GA | |
| x-Binghamton (3) | 76 | 44 | 24 | 3 | 5 | 96 | 276 | 232 |
| x-Wilkes-Barre/Scranton (6) | 76 | 42 | 26 | 3 | 5 | 92 | 206 | 185 |
| x-Norfolk (8) | 76 | 40 | 26 | 3 | 7 | 90 | 201 | 192 |
| Hershey | 76 | 39 | 27 | 5 | 5 | 88 | 221 | 213 |
| Syracuse | 76 | 31 | 32 | 4 | 9 | 75 | 198 | 232 |

WESTERN CONFERENCE

| NORTH DIVISION | | | | | | | | |
|---------------------|----|----|-----|-----|-----|-----|-----|-----|
| GP | W | L | OTL | SOL | PTS | GF | GA | |
| x-Toronto (3) | 76 | 45 | 25 | 2 | 4 | 96 | 223 | 202 |
| x-Rochester (7) | 76 | 37 | 28 | 6 | 5 | 85 | 216 | 217 |
| Utica | 76 | 35 | 32 | 5 | 4 | 79 | 187 | 216 |
| Lake Erie | 76 | 32 | 33 | 1 | 10 | 75 | 197 | 232 |
| Hamilton | 76 | 33 | 35 | 1 | 7 | 74 | 182 | 224 |
| MIDWEST DIVISION | | | | | | | | |
| GP | W | L | OTL | SOL | PTS | GF | GA | |
| x-Chicago (2) | 76 | 45 | 21 | 5 | 5 | 100 | 239 | 191 |
| x-Grand Rapids (4) | 76 | 46 | 23 | 2 | 5 | 99 | 238 | 187 |
| x-Milwaukee (6) | 76 | 39 | 24 | 6 | 7 | 91 | 215 | 199 |
| Rockford | 76 | 35 | 32 | 5 | 4 | 79 | 234 | 262 |
| Iowa | 76 | 27 | 36 | 7 | 6 | 67 | 169 | 235 |
| WEST DIVISION | | | | | | | | |
| GP | W | L | OTL | SOL | PTS | GF | GA | |
| x-Texas (1) | 76 | 48 | 18 | 3 | 7 | 106 | 274 | 197 |
| x-Abbotsford (5) | 76 | 43 | 25 | 5 | 3 | 94 | 237 | 215 |
| x-Oklahoma City (8) | 76 | 36 | 29 | 2 | 9 | 83 | 239 | 256 |
| Charlotte | 76 | 37 | 36 | 1 | 2 | 77 | 228 | 241 |
| San Antonio | 76 | 30 | 37 | 3 | 6 | 69 | 206 | 235 |

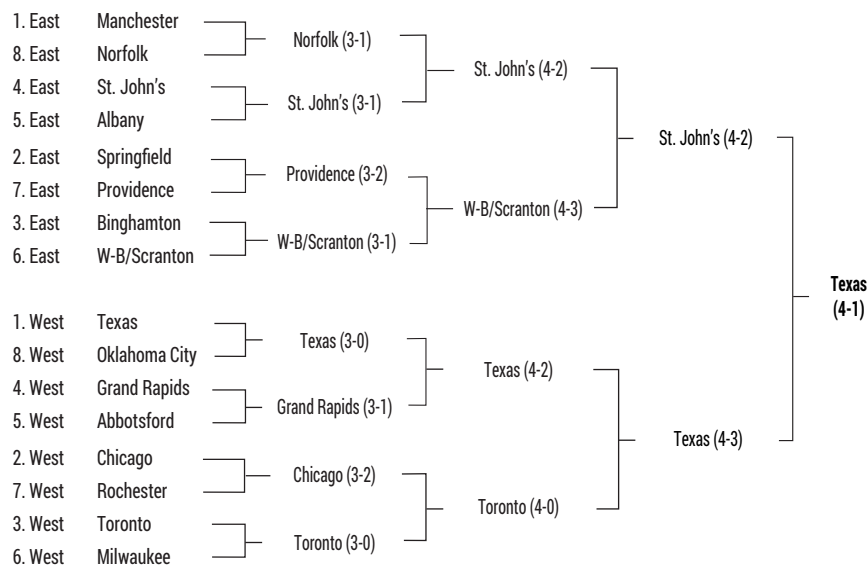
Leading Scorers

| | GP | G | A | PTS |
|--------------------------|----|----|----|-----|
| Travis Morin, Texas | 66 | 32 | 56 | 88 |
| Zach Boychuk, Charlotte | 69 | 36 | 38 | 74 |
| Andy Miele, Portland | 70 | 27 | 45 | 72 |
| T.J. Brennan, Toronto | 76 | 25 | 47 | 72 |
| Jordan Weal, Manchester | 76 | 23 | 47 | 70 |
| Chris Terry, Charlotte | 70 | 28 | 41 | 69 |
| Spencer Abbott, Toronto | 64 | 17 | 52 | 69 |
| Mike Hoffman, Binghamton | 51 | 30 | 37 | 67 |
| Curtis McKenzie, Texas | 75 | 27 | 38 | 65 |
| Jason Akeson, Adirondack | 70 | 24 | 40 | 64 |

Leading Goaltenders

| | GP | W | L | SOL | GAA |
|----------------------------------|----|----|----|-----|------|
| Jake Allen, Chicago | 52 | 33 | 16 | 3 | 2.03 |
| Petr Mrazek, Grand Rapids | 32 | 22 | 9 | 1 | 2.10 |
| Keith Kinkaid, Albany | 43 | 24 | 13 | 5 | 2.29 |
| Tom McCollum, Grand Rapids | 46 | 24 | 12 | 4 | 2.30 |
| Malcolm Subban, Providence | 33 | 15 | 10 | 5 | 2.31 |
| Joni Ortio, Abbotsford | 37 | 27 | 8 | 0 | 2.33 |
| John Gibson, Norfolk | 45 | 21 | 17 | 4 | 2.34 |
| Nathan Lieuwen, Rochester | 32 | 17 | 11 | 2 | 2.34 |
| Jean-Francois Berube, Manchester | 48 | 28 | 17 | 2 | 2.37 |
| Dustin Tokarski, Hamilton | 41 | 20 | 16 | 3 | 2.38 |

Playoffs (By Games)



All-Time Standings

2014-15 Standings

EASTERN CONFERENCE

| ATLANTIC DIVISION | | | | | | | | |
|-------------------|----|----|-----|-----|-----|-----|-----|-----|
| GP | W | L | OTL | SOL | PTS | GF | GA | |
| x-Manchester (1) | 76 | 50 | 17 | 6 | 3 | 109 | 241 | 176 |
| x-Providence (6) | 76 | 41 | 26 | 7 | 2 | 91 | 209 | 185 |
| x-Worcester (7) | 76 | 41 | 29 | 4 | 2 | 88 | 224 | 198 |
| x-Portland (8) | 76 | 39 | 28 | 7 | 2 | 87 | 203 | 190 |
| St. John's | 76 | 32 | 33 | 9 | 2 | 75 | 183 | 235 |

| NORTHEAST DIVISION | | | | | | | | |
|--------------------|----|----|-----|-----|-----|----|-----|-----|
| GP | W | L | OTL | SOL | PTS | GF | GA | |
| x-Hartford (3) | 76 | 43 | 24 | 5 | 4 | 95 | 221 | 214 |
| x-Syracuse (5) | 76 | 41 | 25 | 10 | 0 | 92 | 218 | 219 |
| Springfield | 76 | 38 | 28 | 8 | 2 | 86 | 192 | 209 |
| Albany | 76 | 37 | 28 | 5 | 6 | 85 | 199 | 201 |
| Bridgeport | 76 | 28 | 40 | 7 | 1 | 64 | 213 | 246 |

| EAST DIVISION | | | | | | | | |
|-----------------------------|----|----|-----|-----|-----|-----|-----|-----|
| GP | W | L | OTL | SOL | PTS | GF | GA | |
| x-Hershey (2) | 76 | 46 | 22 | 5 | 3 | 100 | 218 | 181 |
| x-Wilkes-Barre/Scranton (4) | 76 | 45 | 24 | 3 | 4 | 97 | 212 | 163 |
| Binghamton | 76 | 34 | 34 | 7 | 1 | 76 | 242 | 258 |
| Lehigh Valley | 76 | 33 | 35 | 7 | 1 | 74 | 194 | 237 |
| Norfolk | 76 | 27 | 39 | 6 | 4 | 64 | 168 | 219 |

WESTERN CONFERENCE

| NORTH DIVISION | | | | | | | | |
|----------------|----|----|-----|-----|-----|-----|-----|-----|
| GP | W | L | OTL | SOL | PTS | GF | GA | |
| x-Utica (1) | 76 | 47 | 20 | 7 | 2 | 103 | 219 | 182 |
| x-Toronto (7) | 76 | 40 | 27 | 9 | 0 | 89 | 207 | 203 |
| Hamilton | 76 | 34 | 29 | 12 | 1 | 81 | 201 | 208 |
| Adirondack | 76 | 35 | 33 | 6 | 2 | 78 | 233 | 240 |
| Rochester | 76 | 29 | 41 | 5 | 1 | 64 | 209 | 251 |

| MIDWEST DIVISION | | | | | | | | |
|--------------------|----|----|-----|-----|-----|-----|-----|-----|
| GP | W | L | OTL | SOL | PTS | GF | GA | |
| x-Grand Rapids (2) | 76 | 46 | 22 | 6 | 2 | 100 | 249 | 185 |
| x-Rockford (4) | 76 | 46 | 23 | 5 | 2 | 99 | 222 | 180 |
| x-Chicago (8) | 76 | 40 | 29 | 6 | 1 | 87 | 210 | 198 |
| Lake Erie | 76 | 35 | 29 | 8 | 4 | 82 | 211 | 240 |
| Milwaukee | 76 | 33 | 28 | 8 | 7 | 81 | 206 | 218 |

| WEST DIVISION | | | | | | | | |
|---------------------|----|----|-----|-----|-----|----|-----|-----|
| GP | W | L | OTL | SOL | PTS | GF | GA | |
| x-San Antonio (3) | 76 | 45 | 23 | 7 | 1 | 98 | 248 | 222 |
| x-Texas (5) | 76 | 40 | 22 | 13 | 1 | 94 | 242 | 216 |
| x-Oklahoma City (6) | 76 | 41 | 27 | 5 | 3 | 90 | 224 | 212 |
| Charlotte | 76 | 31 | 38 | 6 | 1 | 69 | 172 | 231 |
| Iowa | 76 | 23 | 49 | 2 | 2 | 50 | 172 | 245 |

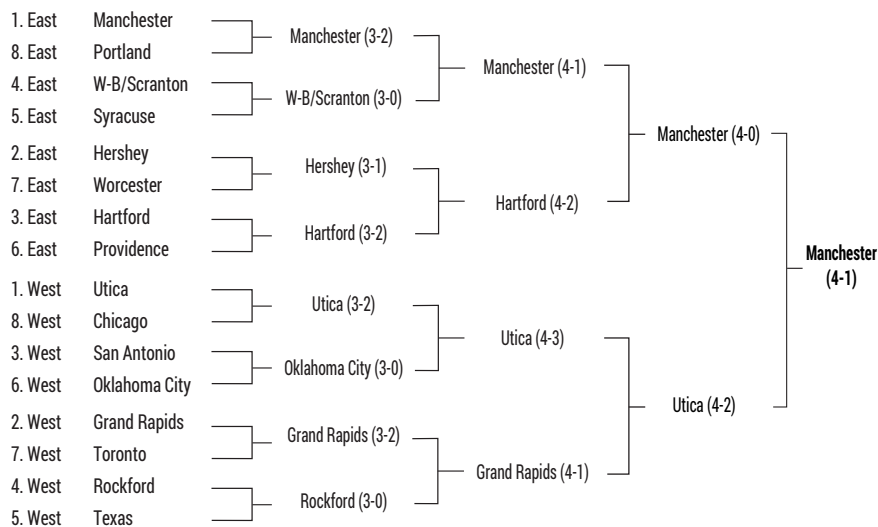
Leading Scorers

| | GP | G | A | PTS |
|----------------------------------|----|----|----|-----|
| Brian O'Neill, Manchester | 71 | 22 | 58 | 80 |
| Andy Miele, Grand Rapids | 71 | 26 | 44 | 70 |
| Jordan Weal, Manchester | 73 | 20 | 49 | 69 |
| Jonathan Marchessault, Syracuse | 68 | 24 | 43 | 67 |
| Chris Bourque, Hartford | 73 | 29 | 37 | 66 |
| Shane Prince, Binghamton | 72 | 28 | 37 | 65 |
| Andrew Agozzino, Lake Erie | 74 | 30 | 34 | 64 |
| Dustin Jeffrey, Utica-Bridgeport | 69 | 25 | 39 | 64 |
| Travis Morin, Texas | 63 | 22 | 41 | 63 |
| Teemu Pulkkinen, Grand Rapids | 46 | 34 | 27 | 61 |
| Alan Quine, Bridgeport | 75 | 23 | 38 | 61 |
| Chris Wideman, Binghamton | 75 | 19 | 42 | 61 |
| Connor Brown, Toronto | 76 | 21 | 40 | 61 |
| Cal O'Reilly, Utica | 76 | 10 | 51 | 61 |

Leading Goaltenders

| | GP | W | L | OT | GAA |
|------------------------------------|----|----|----|----|------|
| Matt Murray, Wilkes-Barre/Scranton | 40 | 25 | 10 | 3 | 1.58 |
| Jacob Markstrom, Utica | 32 | 22 | 7 | 2 | 1.88 |
| Anton Forsberg, Springfield | 30 | 20 | 8 | 1 | 2.01 |
| Jeremy Smith, Providence | 39 | 22 | 11 | 5 | 2.05 |
| Aaron Dell, Worcester | 26 | 15 | 8 | 2 | 2.06 |
| Patrik Bartosak, Manchester | 28 | 13 | 8 | 5 | 2.14 |
| Phoenix Copley, Hershey | 26 | 17 | 4 | 3 | 2.17 |
| Jean-Francois Berube, Manchester | 52 | 37 | 9 | 4 | 2.18 |
| Scott Clemmensen, Albany | 27 | 12 | 11 | 2 | 2.23 |
| Mike McKenna, Portland | 52 | 27 | 18 | 6 | 2.24 |

Playoffs (By Games)



All-Time Standings

2016-17 Standings

EASTERN CONFERENCE

| ATLANTIC DIVISION | | | | | | | | | | |
|-------------------------|----|----|----|-----|-----|-----|------|-----|-----|--|
| | GP | W | L | OTL | SOL | PTS | PCT | GF | GA | |
| x-Wilkes-Barre/Scranton | 76 | 51 | 20 | 3 | 2 | 107 | .704 | 247 | 170 | |
| x-Lehigh Valley | 76 | 48 | 23 | 5 | 0 | 101 | .664 | 260 | 219 | |
| x-Hershey | 76 | 43 | 22 | 8 | 3 | 97 | .638 | 252 | 211 | |
| x-Providence | 76 | 43 | 23 | 6 | 4 | 96 | .632 | 229 | 188 | |
| Bridgeport | 76 | 44 | 28 | 3 | 1 | 92 | .605 | 220 | 212 | |
| Springfield | 76 | 32 | 33 | 9 | 2 | 75 | .493 | 197 | 206 | |
| Hartford | 76 | 24 | 46 | 4 | 2 | 54 | .355 | 194 | 280 | |
| NORTH DIVISION | | | | | | | | | | |
| | GP | W | L | OTL | SOL | PTS | PCT | GF | GA | |
| x-Syracuse | 76 | 38 | 24 | 7 | 7 | 90 | .592 | 232 | 227 | |
| x-Toronto | 76 | 42 | 29 | 4 | 1 | 89 | .586 | 245 | 207 | |
| x-Albany | 76 | 39 | 32 | 2 | 3 | 83 | .546 | 204 | 206 | |
| x-St. John's | 76 | 36 | 30 | 8 | 2 | 82 | .539 | 216 | 220 | |
| Utica | 76 | 35 | 32 | 7 | 2 | 79 | .520 | 195 | 220 | |
| Rochester | 76 | 32 | 41 | 0 | 3 | 67 | .441 | 205 | 240 | |
| Binghamton | 76 | 28 | 44 | 2 | 2 | 60 | .395 | 190 | 266 | |

WESTERN CONFERENCE

| CENTRAL DIVISION | | | | | | | | | | |
|------------------|----|----|----|-----|-----|-----|------|-----|-----|--|
| | GP | W | L | OTL | SOL | PTS | PCT | GF | GA | |
| x-Chicago | 76 | 44 | 19 | 8 | 5 | 101 | .664 | 251 | 200 | |
| x-Grand Rapids | 76 | 47 | 23 | 1 | 5 | 100 | .658 | 251 | 190 | |
| x-Milwaukee | 76 | 43 | 26 | 4 | 3 | 93 | .612 | 225 | 215 | |
| x-Charlotte | 76 | 39 | 29 | 7 | 1 | 86 | .566 | 212 | 208 | |
| Cleveland | 76 | 39 | 29 | 4 | 4 | 86 | .566 | 195 | 198 | |
| Iowa | 76 | 36 | 31 | 7 | 2 | 81 | .533 | 182 | 196 | |
| Manitoba | 76 | 29 | 37 | 5 | 5 | 68 | .447 | 197 | 242 | |
| Rockford | 76 | 25 | 39 | 9 | 3 | 62 | .408 | 175 | 246 | |
| PACIFIC DIVISION | | | | | | | | | | |
| | GP | W | L | OTL | SOL | PTS | PCT | GF | GA | |
| x-San Jose | 68 | 43 | 16 | 4 | 5 | 95 | .699 | 232 | 176 | |
| x-San Diego | 68 | 43 | 20 | 3 | 2 | 91 | .669 | 221 | 178 | |
| x-Ontario | 68 | 36 | 21 | 10 | 1 | 83 | .610 | 199 | 190 | |
| x-Stockton | 68 | 34 | 25 | 7 | 2 | 77 | .566 | 212 | 192 | |
| Bakersfield | 68 | 33 | 29 | 5 | 1 | 72 | .529 | 200 | 188 | |
| Tucson | 68 | 29 | 31 | 8 | 0 | 66 | .485 | 187 | 237 | |
| Texas | 76 | 34 | 37 | 1 | 4 | 73 | .480 | 224 | 265 | |
| San Antonio | 76 | 27 | 42 | 5 | 2 | 61 | .401 | 184 | 240 | |

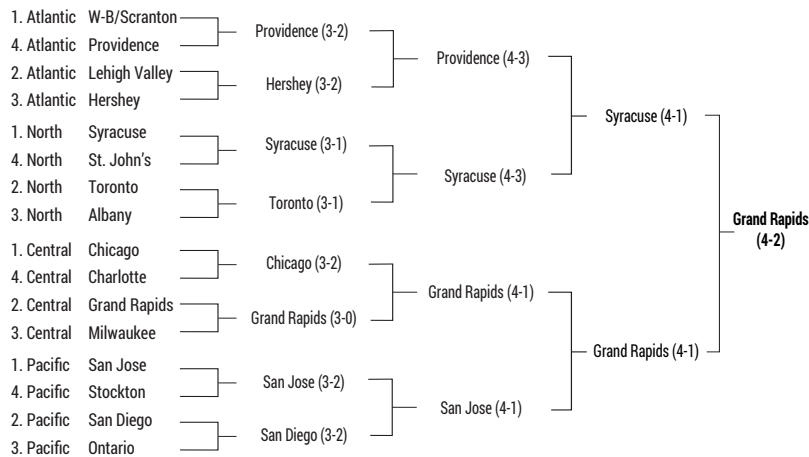
Leading Scorers

| | GP | G | A | PTS |
|-----------------------------------|----|----|----|-----|
| Kenny Agostino, Chicago | 65 | 24 | 59 | 83 |
| Chris Terry, St. John's | 58 | 30 | 38 | 68 |
| Chris Mueller, Tucson | 68 | 19 | 48 | 67 |
| Wade Megan, Chicago | 73 | 33 | 33 | 66 |
| Taylor Beck, Bakersfield-Hartford | 56 | 19 | 47 | 66 |
| Cole Schneider, Rochester | 71 | 24 | 39 | 63 |
| Travis Boyd, Hershey | 76 | 16 | 47 | 63 |
| T.J. Brennan, Lehigh Valley | 76 | 21 | 39 | 60 |
| Chris Bourque, Hershey | 76 | 18 | 42 | 60 |
| Cory Conacher, Syracuse | 56 | 17 | 43 | 60 |
| Matt Taormina, Syracuse | 70 | 15 | 45 | 60 |

Leading Goaltenders

| | GP | W | L | OT | GAA |
|--------------------------------------|----|----|----|----|------|
| Casey DeSmith, Wilkes-Barre/Scranton | 29 | 21 | 5 | 3 | 2.01 |
| Zane McIntyre, Providence | 31 | 21 | 6 | 2 | 2.03 |
| Troy Grosenick, San Jose | 49 | 30 | 10 | 5 | 2.04 |
| Tristan Jarry, Wilkes-Barre/Scranton | 45 | 28 | 15 | 2 | 2.15 |
| Jaroslav Halak, Bridgeport | 27 | 17 | 7 | 3 | 2.15 |
| Garret Sparks, Toronto | 31 | 21 | 9 | 0 | 2.16 |
| Phoenix Copley, Chicago-Hershey | 41 | 26 | 11 | 3 | 2.25 |
| David Rittich, Stockton | 31 | 15 | 11 | 4 | 2.27 |
| Anton Forsberg, Cleveland | 51 | 27 | 17 | 4 | 2.28 |
| Alex Stalock, Iowa | 50 | 23 | 17 | 8 | 2.28 |

Playoffs (By Games)



All-Time Standings

2017-18 Standings

EASTERN CONFERENCE

| ATLANTIC DIVISION | | | | | | | | | |
|-------------------------|----|----|----|-----|-----|-----|------|-----|-----|
| | GP | W | L | OTL | SOL | PTS | PCT | GF | GA |
| x-Lehigh Valley | 76 | 47 | 19 | 5 | 5 | 104 | .684 | 260 | 218 |
| x-Wilkes-Barre/Scranton | 76 | 45 | 22 | 6 | 3 | 99 | .651 | 252 | 223 |
| x-Charlotte | 76 | 46 | 26 | 1 | 3 | 96 | .632 | 262 | 212 |
| x-Providence | 76 | 45 | 26 | 3 | 2 | 95 | .625 | 231 | 187 |
| Bridgeport | 76 | 36 | 32 | 5 | 3 | 80 | .526 | 206 | 214 |
| Hartford | 76 | 34 | 33 | 6 | 3 | 77 | .507 | 208 | 252 |
| Springfield | 76 | 32 | 37 | 5 | 2 | 71 | .467 | 210 | 233 |
| Hershey | 76 | 30 | 37 | 4 | 5 | 69 | .454 | 201 | 249 |

| NORTH DIVISION | | | | | | | | | |
|----------------|----|----|----|-----|-----|-----|------|-----|-----|
| | GP | W | L | OTL | SOL | PTS | PCT | GF | GA |
| x-Toronto | 76 | 54 | 18 | 2 | 2 | 112 | .737 | 254 | 170 |
| x-Syracuse | 76 | 46 | 22 | 3 | 5 | 100 | .658 | 234 | 189 |
| x-Rochester | 76 | 37 | 22 | 11 | 6 | 91 | .599 | 234 | 221 |
| x-Utica | 76 | 38 | 26 | 8 | 4 | 88 | .579 | 211 | 216 |
| Binghamton | 76 | 25 | 38 | 9 | 4 | 63 | .414 | 193 | 247 |
| Belleville | 76 | 29 | 42 | 2 | 3 | 63 | .414 | 194 | 266 |
| Laval | 76 | 24 | 42 | 7 | 3 | 58 | .382 | 206 | 281 |

WESTERN CONFERENCE

| CENTRAL DIVISION | | | | | | | | | |
|------------------|----|----|----|-----|-----|-----|------|-----|-----|
| | GP | W | L | OTL | SOL | PTS | PCT | GF | GA |
| x-Chicago | 76 | 42 | 23 | 7 | 4 | 95 | .625 | 244 | 208 |
| x-Grand Rapids | 76 | 42 | 25 | 2 | 7 | 93 | .612 | 237 | 210 |
| x-Manitoba | 76 | 42 | 26 | 4 | 4 | 92 | .605 | 253 | 198 |
| x-Rockford | 76 | 40 | 28 | 4 | 4 | 88 | .579 | 239 | 234 |
| Iowa | 76 | 33 | 27 | 10 | 6 | 82 | .539 | 232 | 246 |
| Milwaukee | 76 | 38 | 32 | 4 | 2 | 82 | .539 | 216 | 235 |
| Cleveland | 76 | 25 | 41 | 7 | 3 | 60 | .395 | 190 | 258 |

| PACIFIC DIVISION | | | | | | | | | |
|------------------|----|----|----|-----|-----|-----|------|-----|-----|
| | GP | W | L | OTL | SOL | PTS | PCT | GF | GA |
| x-Tucson | 68 | 42 | 20 | 5 | 1 | 90 | .662 | 214 | 173 |
| x-Texas | 76 | 38 | 24 | 8 | 6 | 90 | .592 | 223 | 231 |
| x-Ontario | 68 | 36 | 25 | 4 | 3 | 79 | .581 | 200 | 194 |
| x-San Jose | 68 | 34 | 26 | 4 | 4 | 76 | .559 | 186 | 198 |
| San Diego | 68 | 36 | 28 | 3 | 1 | 76 | .559 | 202 | 197 |
| Stockton | 68 | 34 | 28 | 2 | 4 | 74 | .544 | 211 | 204 |
| Bakersfield | 68 | 31 | 27 | 9 | 1 | 72 | .529 | 188 | 206 |
| San Antonio | 76 | 35 | 31 | 10 | 0 | 80 | .526 | 198 | 219 |

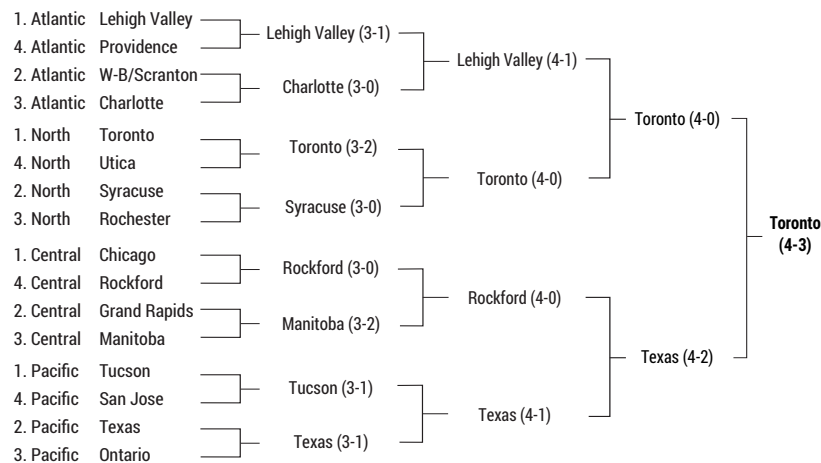
Leading Scorers

| | GP | G | A | PTS |
|--------------------------------------|----|----|----|-----|
| Chris Terry, Laval | 62 | 32 | 39 | 71 |
| Phil Varone, Lehigh Valley | 74 | 23 | 47 | 70 |
| Austin Czarnik, Providence | 64 | 25 | 44 | 69 |
| Mason Appleton, Manitoba | 76 | 22 | 44 | 66 |
| Daniel Sprong, Wilkes-Barre/Scranton | 65 | 32 | 33 | 65 |
| Teemu Pulkkinen, Chicago | 75 | 29 | 36 | 65 |
| Ben Street, Grand Rapids | 73 | 21 | 44 | 65 |
| Eric Tangradi, Grand Rapids | 74 | 31 | 33 | 64 |
| Cal O'Reilly, Iowa | 75 | 15 | 49 | 64 |
| Curtis Valk, Springfield | 73 | 20 | 42 | 62 |

Leading Goaltenders

| | GP | W | L | OT | GAA |
|--------------------------------------|----|----|----|----|------|
| Garret Sparks, Toronto | 43 | 31 | 9 | 2 | 1.79 |
| Jordan Binnington, Providence | 28 | 17 | 9 | 1 | 2.05 |
| Michael Hutchinson, Manitoba | 26 | 17 | 5 | 4 | 2.08 |
| Eddie Pasquale, Bakersfield-Syracuse | 31 | 16 | 6 | 7 | 2.19 |
| Adin Hill, Tucson | 36 | 19 | 11 | 4 | 2.28 |
| Harri Sateri, Springfield | 29 | 14 | 9 | 3 | 2.30 |
| Calvin Pickard, Toronto | 33 | 21 | 9 | 2 | 2.31 |
| Connor Ingram, Syracuse | 35 | 20 | 11 | 2 | 2.33 |
| Kasimir Kaskisuo, Toronto-Chicago | 29 | 14 | 13 | 2 | 2.33 |
| Antoine Bibeau, San Jose | 43 | 23 | 14 | 4 | 2.37 |

Playoffs (By Games)



All-Time Standings

2018-19 Standings

EASTERN CONFERENCE

| ATLANTIC DIVISION | | | | | | | | | |
|-----------------------|----|----|----|-----|-----|-----|------|-----|-----|
| | GP | W | L | OTL | SOL | PTS | PCT | GF | GA |
| x-Charlotte | 76 | 51 | 17 | 7 | 1 | 110 | .724 | 255 | 189 |
| x-Bridgeport | 76 | 43 | 24 | 6 | 3 | 95 | .625 | 233 | 228 |
| x-Hershey | 76 | 43 | 25 | 4 | 4 | 94 | .618 | 211 | 215 |
| x-Providence | 76 | 38 | 27 | 8 | 3 | 87 | .572 | 228 | 212 |
| Lehigh Valley | 76 | 39 | 30 | 4 | 3 | 85 | .559 | 240 | 244 |
| Wilkes-Barre/Scranton | 76 | 36 | 30 | 7 | 3 | 82 | .539 | 232 | 228 |
| Springfield | 76 | 33 | 29 | 9 | 5 | 80 | .526 | 250 | 241 |
| Hartford | 76 | 29 | 36 | 7 | 4 | 69 | .454 | 209 | 266 |

| NORTH DIVISION | | | | | | | | | |
|----------------|----|----|----|-----|-----|-----|------|-----|-----|
| | GP | W | L | OTL | SOL | PTS | PCT | GF | GA |
| x-Syracuse | 76 | 47 | 21 | 4 | 4 | 102 | .671 | 264 | 187 |
| x-Rochester | 76 | 46 | 23 | 5 | 2 | 99 | .651 | 254 | 218 |
| x-Toronto | 76 | 39 | 24 | 9 | 4 | 91 | .599 | 248 | 243 |
| x-Cleveland | 76 | 37 | 29 | 8 | 2 | 84 | .553 | 232 | 234 |
| Belleville | 76 | 37 | 31 | 3 | 5 | 82 | .539 | 228 | 228 |
| Utica | 76 | 34 | 34 | 6 | 2 | 76 | .500 | 224 | 257 |
| Laval | 76 | 30 | 34 | 6 | 6 | 72 | .474 | 195 | 231 |
| Binghamton | 76 | 28 | 41 | 7 | 0 | 63 | .414 | 201 | 278 |

Leading Scorers

| | GP | G | A | PTS |
|----------------------------------|----|----|----|-----|
| Carter Verhaeghe, Syracuse | 76 | 34 | 48 | 82 |
| Jeremy Bracco, Toronto | 75 | 22 | 57 | 79 |
| Daniel Carr, Chicago | 52 | 30 | 41 | 71 |
| T.J. Tynan, Chicago | 71 | 12 | 59 | 71 |
| Andrew Poturalski, Charlotte | 72 | 23 | 47 | 70 |
| Alex Barre-Boulet, Syracuse | 74 | 34 | 34 | 68 |
| Cal O'Reilly, Iowa | 67 | 16 | 51 | 67 |
| Tyler Benson, Bakersfield | 68 | 15 | 51 | 66 |
| Chris Mueller, Toronto | 60 | 33 | 32 | 65 |
| Peter Holland, Hartford-Rockford | 73 | 27 | 38 | 65 |
| Mike Sgarbossa, Hershey | 75 | 30 | 35 | 65 |

WESTERN CONFERENCE

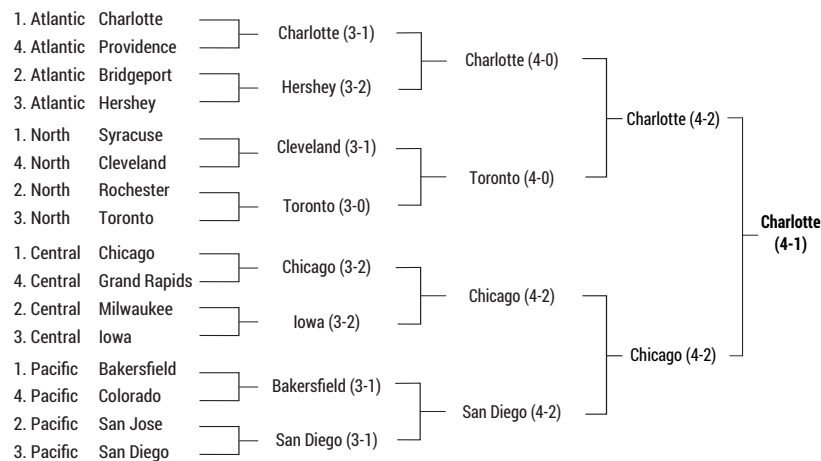
| CENTRAL DIVISION | | | | | | | | | |
|------------------|----|----|----|-----|-----|-----|------|-----|-----|
| | GP | W | L | OTL | SOL | PTS | PCT | GF | GA |
| x-Chicago | 76 | 44 | 22 | 6 | 4 | 98 | .645 | 250 | 199 |
| x-Milwaukee | 76 | 36 | 24 | 14 | 2 | 88 | .579 | 217 | 207 |
| x-Iowa | 76 | 37 | 26 | 8 | 5 | 87 | .572 | 242 | 230 |
| x-Grand Rapids | 76 | 38 | 27 | 7 | 4 | 87 | .572 | 217 | 222 |
| Manitoba | 76 | 39 | 30 | 5 | 2 | 85 | .559 | 197 | 219 |
| Texas | 76 | 37 | 31 | 4 | 4 | 82 | .539 | 238 | 231 |
| Rockford | 76 | 35 | 31 | 4 | 6 | 80 | .526 | 184 | 214 |
| San Antonio | 76 | 31 | 38 | 6 | 1 | 69 | .454 | 196 | 244 |

| PACIFIC DIVISION | | | | | | | | | |
|------------------|----|----|----|-----|-----|-----|------|-----|-----|
| | GP | W | L | OTL | SOL | PTS | PCT | GF | GA |
| x-Bakersfield | 68 | 42 | 21 | 3 | 2 | 89 | .654 | 242 | 182 |
| x-San Jose | 68 | 39 | 22 | 3 | 4 | 85 | .625 | 227 | 197 |
| x-San Diego | 68 | 36 | 24 | 5 | 3 | 80 | .588 | 239 | 221 |
| x-Colorado | 68 | 36 | 27 | 4 | 1 | 77 | .566 | 191 | 205 |
| Tucson | 68 | 34 | 26 | 5 | 3 | 76 | .559 | 206 | 202 |
| Stockton | 68 | 31 | 31 | 4 | 2 | 68 | .500 | 235 | 252 |
| Ontario | 68 | 25 | 33 | 6 | 4 | 60 | .441 | 213 | 274 |

Leading Goaltenders

| | GP | W | L | OT | GAA |
|-----------------------------|----|----|----|----|------|
| Alex Nedeljkovic, Charlotte | 51 | 34 | 9 | 5 | 2.26 |
| Marcus Hogberg, Belleville | 39 | 21 | 11 | 6 | 2.32 |
| Shane Starrett, Bakersfield | 42 | 27 | 7 | 5 | 2.33 |
| Eddie Pasquale, Syracuse | 45 | 27 | 12 | 6 | 2.35 |
| Troy Grosenick, Milwaukee | 46 | 24 | 14 | 6 | 2.41 |
| Max Lagace, Chicago | 33 | 16 | 10 | 6 | 2.43 |
| Chris Driedger, Springfield | 32 | 18 | 10 | 2 | 2.45 |
| Oscar Dansk, Chicago | 40 | 27 | 9 | 4 | 2.46 |
| Collin Delia, Rockford | 26 | 13 | 8 | 4 | 2.48 |
| Patrik Rybar, Grand Rapids | 37 | 16 | 16 | 5 | 2.49 |

Playoffs (By Games)



All-Time Team Register

Abbotsford Heat

| Season | Aff | Head Coach | GP | W | L | T | OTL | SOL | PTS | GF | GA | Finish | Playoff Result (W-L Record) |
|---------|-----|--------------|-----|-----|-----|----|-----|-----|-----|-------|-------|-----------------|-------------------------------------|
| 2009-10 | CGY | Jim Playfair | 80 | 39 | 29 | -- | 5 | 7 | 90 | 217 | 231 | 3rd, North | Lost Division Finals (6-7) |
| 2010-11 | CGY | Jim Playfair | 80 | 38 | 32 | -- | 4 | 6 | 86 | 186 | 212 | 4th, North | Did not qualify |
| 2011-12 | CGY | Troy G. Ward | 76 | 42 | 26 | -- | 3 | 5 | 92 | 200 | 201 | 2nd, West (4) | Lost Conference Semifinals (4-4) |
| 2012-13 | CGY | Troy G. Ward | 76 | 34 | 32 | -- | 4 | 6 | 78 | 171 | 198 | 4th, North (12) | Did not qualify |
| 2013-14 | CGY | Troy G. Ward | 76 | 43 | 25 | -- | 5 | 3 | 94 | 237 | 215 | 2nd, West (5) | Lost Conference Quarterfinals (1-3) |
| TOTALS | | | 388 | 196 | 144 | -- | 21 | 27 | 440 | 1,011 | 1,057 | | |

Adirondack Red Wings

| Season | Aff | Head Coach | GP | W | L | T | OTL | SOL | PTS | GF | GA | Finish | Playoff Result (W-L Record) |
|---------|--------|--|-------|-----|-----|-----|-----|-----|-------|-------|-------|-------------------|-------------------------------------|
| 1979-80 | DET | Bill Purcell, Tom Webster/J.P. LeBlanc | 80 | 32 | 37 | 11 | -- | -- | 75 | 297 | 309 | 4th, Northern | Lost Quarterfinals (1-4) |
| 1980-81 | DET | Wayne Maxner, Tom Webster/J.P. LeBlanc | 80 | 35 | 40 | 5 | -- | -- | 75 | 305 | 328 | 2nd, Southern | Won Calder Cup (12-6) |
| 1981-82 | DET | Doug McKay | 80 | 34 | 37 | 9 | -- | -- | 77 | 299 | 285 | 5th, Southern | Lost Quarterfinals (2-3) |
| 1982-83 | DET | Bill Mahoney | 80 | 36 | 39 | 5 | -- | -- | 77 | 329 | 343 | 4th, Northern | Lost Quarterfinals (3-4) |
| 1983-84 | DET | Bill Dineen | 80 | 37 | 29 | 14 | -- | -- | 88 | 344 | 330 | 2nd, Northern | Lost Quarterfinals (3-4) |
| 1984-85 | DET | Bill Dineen | 80 | 35 | 37 | 8 | -- | -- | 78 | 290 | 336 | 5th, Northern | Did not qualify |
| 1985-86 | DET | Bill Dineen | 80 | 41 | 31 | 8 | -- | -- | 90 | 339 | 298 | 1st, Northern | Won Calder Cup (12-5) |
| 1986-87 | DET | Bill Dineen | 80 | 44 | 31 | -- | -- | 5 | 93 | 329 | 296 | 2nd, Northern | Lost Semifinals (5-6) |
| 1987-88 | DET | Bill Dineen | 80 | 42 | 23 | 11 | 4 | -- | 99 | 306 | 275 | 3rd, Southern | Lost Semifinals (4-7) |
| 1988-89 | DET | Bill Dineen | 80 | 47 | 27 | 6 | -- | -- | 100 | 369 | 294 | 1st, Southern | Won Calder Cup (12-5) |
| 1989-90 | DET | Barry Melrose | 80 | 42 | 27 | 11 | -- | -- | 95 | 330 | 304 | 2nd, Southern | Lost Quarterfinals (2-4) |
| 1990-91 | DET | Barry Melrose | 80 | 33 | 37 | 10 | -- | -- | 76 | 320 | 346 | 5th, Southern | Lost Qualifier (1-1) |
| 1991-92 | DET | Barry Melrose | 80 | 40 | 36 | 4 | -- | -- | 84 | 335 | 309 | 2nd, Northern | Won Calder Cup (14-5) |
| 1992-93 | DET | Newell Brown | 80 | 36 | 35 | 9 | -- | -- | 81 | 331 | 308 | 2nd, Northern | Lost Division Finals (7-4) |
| 1993-94 | DET | Newell Brown | 80 | 45 | 27 | 8 | -- | -- | 98 | 333 | 273 | 1st, Northern | Lost Division Finals (6-6) |
| 1994-95 | DET | Newell Brown | 80 | 32 | 38 | 10 | -- | -- | 74 | 271 | 294 | 4th, Northern | Lost Division Semifinals (0-4) |
| 1995-96 | DET | Newell Brown | 80 | 38 | 32 | 8 | 2 | -- | 86 | 271 | 294 | 2nd, Central | Lost Conference Quarterfinals (0-3) |
| 1996-97 | DET/TB | Glenn Merkosky | 80 | 38 | 28 | 12 | 2 | -- | 90 | 258 | 249 | 2nd, Empire State | Lost Conference Quarterfinals (1-3) |
| 1997-98 | DET/TB | Glenn Merkosky | 80 | 31 | 37 | 9 | 3 | -- | 74 | 245 | 275 | 4th, Empire | Lost Conference Quarterfinals (0-3) |
| 1998-99 | DET | Glenn Merkosky | 80 | 21 | 48 | 8 | 3 | -- | 53 | 184 | 280 | 4th, Empire | Lost Conference Quarterfinals (0-3) |
| TOTALS | | | 1,600 | 739 | 676 | 166 | 14 | 5 | 1,663 | 6,085 | 5,979 | | |

Adirondack Phantoms (SEE LEHIGH VALLEY PHANTOMS)

Adirondack Flames

| Season | Aff | Head Coach | GP | W | L | T | OTL | SOL | PTS | GF | GA | Finish | Playoff Result (W-L Record) |
|---------|-----|------------|----|----|----|----|-----|-----|-----|-----|-----|-----------------|-----------------------------|
| 2014-15 | CGY | Ryan Huska | 76 | 35 | 33 | -- | 6 | 2 | 78 | 233 | 240 | 4th, North (12) | Did not qualify |
| TOTALS | | | 76 | 35 | 33 | -- | 6 | 2 | 78 | 233 | 240 | | |

Albany River Rats

| Season | Aff | Head Coach | GP | W | L | T | OTL | SOL | PTS | GF | GA | Finish | Playoff Result (W-L Record) |
|-----------|---------|----------------------------|-------|-----|-----|-----|-----|-----|-------|-------|-------|-------------------|-------------------------------------|
| 1993-94 | NJ | Robbie Ftorek | 80 | 38 | 34 | 8 | -- | -- | 84 | 312 | 315 | 3rd, Northern | Lost Division Semifinals (1-4) |
| 1994-95 | NJ | Robbie Ftorek | 80 | 46 | 17 | 17 | -- | -- | 109 | 293 | 219 | 1st, Northern | Won Calder Cup (12-2) |
| 1995-96 | NJ | Robbie Ftorek | 80 | 54 | 19 | 7 | 0 | -- | 115 | 322 | 218 | 1st, Central | Lost Conference Quarterfinals (1-3) |
| 1996-97 | NJ | John Cuniff | 80 | 38 | 28 | 9 | 5 | -- | 90 | 269 | 231 | 3rd, Empire State | Lost Conference Finals (8-8) |
| 1997-98 | NJ | John Cuniff | 80 | 43 | 20 | 11 | 6 | -- | 103 | 290 | 223 | 1st, Empire | Lost Conference Finals (9-4) |
| 1998-99 | NJ | John Cuniff | 80 | 46 | 26 | 6 | 2 | -- | 100 | 275 | 230 | 2nd, Empire | Lost Conference Quarterfinals (2-3) |
| 1999-2000 | NJ | John Cuniff | 80 | 30 | 40 | 7 | 3 | -- | 70 | 225 | 250 | 4th, Empire | Lost Conference Quarterfinals (2-3) |
| 2000-01 | NJ | John Cuniff | 80 | 30 | 40 | 6 | 4 | -- | 70 | 216 | 262 | 6th, Mid-Atlantic | Did not qualify |
| 2001-02 | NJ | Bob Carpenter | 80 | 14 | 42 | 12 | 12 | -- | 52 | 172 | 271 | 5th, East (14) | Did not qualify |
| 2002-03 | NJ | Red Gendron | 80 | 25 | 37 | 11 | 7 | -- | 68 | 197 | 235 | 5th, East (13) | Did not qualify |
| 2003-04 | NJ | Red Gendron, Robbie Ftorek | 80 | 21 | 39 | 11 | 9 | -- | 62 | 182 | 257 | 7th, East | Did not qualify |
| 2004-05 | NJ | Robbie Ftorek | 80 | 29 | 38 | -- | 7 | 6 | 71 | 198 | 248 | 7th, East | Did not qualify |
| 2005-06 | NJ | Robbie Ftorek | 80 | 25 | 48 | -- | 4 | 3 | 57 | 206 | 278 | 7th, Atlantic | Did not qualify |
| 2006-07 | CAR/COL | Tom Rowe | 80 | 37 | 36 | -- | 4 | 3 | 81 | 246 | 258 | 4th, East | Lost Division Semifinals (1-4) |
| 2007-08 | CAR | Tom Rowe | 80 | 43 | 30 | -- | 3 | 4 | 93 | 213 | 198 | 3rd, East | Lost Division Semifinals (3-4) |
| 2008-09 | CAR | Jeff Daniels | 80 | 33 | 40 | -- | 3 | 4 | 73 | 219 | 258 | 7th, East | Did not qualify |
| 2009-10 | CAR | Jeff Daniels | 80 | 43 | 29 | -- | 3 | 5 | 94 | 244 | 231 | 2nd, East | Lost Division Finals (4-4) |
| TOTALS | | | 1,360 | 595 | 563 | 105 | 72 | 25 | 1,392 | 4,079 | 4,182 | | |

Albany Devils (SEE BINGHAMTON DEVILS)

Bakersfield Condors

| Season | Aff | Head Coach | GP | W | L | T | OTL | SOL | PTS | GF | GA | Finish | Playoff Result (W-L Record) |
|---------|-----|---------------|-----|-----|-----|----|-----|-----|-----|-----|-----|--------------|-----------------------------|
| 2015-16 | EDM | Gerry Fleming | 68 | 31 | 28 | -- | 7 | 2 | 71 | 212 | 222 | 5th, Pacific | Did not qualify |
| 2016-17 | EDM | Gerry Fleming | 68 | 33 | 29 | -- | 5 | 1 | 72 | 200 | 188 | 5th, Pacific | Did not qualify |
| 2017-18 | EDM | Gerry Fleming | 68 | 31 | 27 | -- | 9 | 1 | 72 | 188 | 206 | 7th, Pacific | Did not qualify |
| 2018-19 | EDM | Jay Woodcroft | 68 | 42 | 21 | -- | 3 | 2 | 89 | 242 | 182 | 1st, Pacific | Lost Division Finals (5-5) |
| TOTALS | | | 272 | 137 | 105 | -- | 24 | 6 | 304 | 842 | 798 | | |



NOTE: NHL affiliations listed beginning with 1971-72 season.

All-Time Team Register

Baltimore Clippers

| Season | Aff | Head Coach | GP | W | L | T | OTL | SOL | PTS | GF | GA | Finish | Playoff Result (W-L Record) |
|----------|-----|--------------------------------|-------|-----|-----|-----|-----|-----|-----|-------|-------|---------------|-------------------------------|
| 1962-63 | | Red Sullivan, Aldo Guidolin | 72 | 35 | 30 | 7 | -- | -- | 77 | 226 | 244 | 3rd, Eastern | Lost Quarterfinals (1-2) |
| 1963-64 | | Aldo Guidolin | 72 | 32 | 37 | 3 | -- | -- | 67 | 200 | 220 | 4th, Eastern | Did not qualify |
| 1964-65 | | Johnny Crawford | 72 | 35 | 32 | 5 | -- | -- | 75 | 275 | 249 | 3rd, Eastern | Lost Quarterfinals (2-3) |
| 1965-66 | | Johnny Crawford, Terry Reardon | 72 | 27 | 43 | 3 | -- | -- | 56 | 212 | 254 | 4th, Eastern | Did not qualify |
| 1966-67 | | Terry Reardon | 72 | 35 | 27 | 10 | -- | -- | 80 | 252 | 247 | 2nd, Eastern | Lost Semifinals (4-5) |
| 1967-68 | | Terry Reardon | 72 | 28 | 34 | 10 | -- | -- | 66 | 235 | 255 | 4th, Eastern | Did not qualify |
| 1968-69 | | Aldo Guidolin | 74 | 33 | 34 | 7 | -- | -- | 73 | 266 | 257 | 2nd, Eastern | Lost Quarterfinals (1-3) |
| 1969-70 | | Rudy Migay | 72 | 25 | 30 | 17 | -- | -- | 67 | 230 | 252 | 3rd, Western | Lost Semifinals (1-4) |
| 1970-71 | | Terry Reardon | 72 | 40 | 23 | 9 | -- | -- | 89 | 263 | 224 | 1st, Western | Lost Semifinals (2-4) |
| 1971-72 | | Terry Reardon | 76 | 34 | 31 | 11 | -- | -- | 79 | 240 | 249 | 1st, Western | Lost Calder Cup Finals (10-8) |
| 1972-73 | CAL | Terry Reardon, Jim Morrison | 76 | 17 | 48 | 11 | -- | -- | 45 | 210 | 315 | 6th, Western | Did not qualify |
| 1973-74 | -- | Jim Morrison | 76 | 42 | 24 | 10 | -- | -- | 94 | 310 | 232 | 1st, Southern | Lost Semifinals (4-5) |
| *1974-75 | -- | Jim Morrison | 46 | 14 | 22 | 10 | -- | -- | 38 | 136 | 180 | -- | -- |
| 1975-76 | -- | Kent Douglas, Terry Reardon | 76 | 21 | 48 | 7 | -- | -- | 49 | 238 | 316 | 4th, Southern | Did not qualify |
| | | TOTALS | 1,000 | 418 | 463 | 119 | -- | -- | 955 | 3,293 | 3,494 | | |

*team withdrew, Jan. 23, 1975

Baltimore Skipjacks

| Season | Aff | Head Coach | GP | W | L | T | OTL | SOL | PTS | GF | GA | Finish | Playoff Result (W-L Record) |
|---------|---------|---|-----|-----|-----|----|-----|-----|-----|-------|-------|---------------|--------------------------------|
| 1982-83 | PIT/BOS | Lou Angotti | 80 | 35 | 36 | 9 | -- | -- | 79 | 362 | 366 | 5th, Southern | Did not qualify |
| 1983-84 | PIT | Gene Ubriaco | 80 | 46 | 24 | 10 | -- | -- | 102 | 384 | 304 | 1st, Southern | Lost Semifinals (6-4) |
| 1984-85 | PIT | Gene Ubriaco | 80 | 45 | 27 | 8 | -- | -- | 98 | 326 | 252 | 2nd, Southern | Lost Calder Cup Finals (10-5) |
| 1985-86 | PIT | Gene Ubriaco | 80 | 28 | 44 | 8 | -- | -- | 64 | 271 | 304 | 7th, Southern | Did not qualify |
| 1986-87 | PIT | Gene Ubriaco | 80 | 35 | 37 | -- | -- | 8 | 78 | 277 | 295 | 5th, Southern | Did not qualify |
| 1987-88 | -- | Gene Ubriaco | 80 | 13 | 58 | 9 | 0 | -- | 35 | 268 | 434 | 7th, Southern | Did not qualify |
| 1988-89 | WSH | Terry Murray | 80 | 30 | 46 | 4 | -- | -- | 64 | 317 | 347 | 6th, Southern | Did not qualify |
| 1989-90 | WSH | Terry Murray, Barry Trotz, Doug MacLean | 80 | 43 | 30 | 7 | -- | -- | 93 | 302 | 265 | 3rd, Southern | Lost Semifinals (6-6) |
| 1990-91 | WSH | Rob Laird | 80 | 39 | 34 | 7 | -- | -- | 85 | 325 | 289 | 3rd, Southern | Lost Quarterfinals (2-4) |
| 1991-92 | WSH | Rob Laird, Barry Trotz | 80 | 28 | 42 | 10 | -- | -- | 66 | 287 | 320 | 5th, Southern | Did not qualify |
| 1992-93 | WSH | Barry Trotz | 80 | 28 | 40 | 12 | -- | -- | 68 | 318 | 353 | 4th, Southern | Lost Division Semifinals (3-4) |
| | | TOTALS | 880 | 370 | 418 | 84 | 0 | 8 | 832 | 3,437 | 3,529 | | |

Baltimore Bandits

| Season | Aff | Head Coach | GP | W | L | T | OTL | SOL | PTS | GF | GA | Finish | Playoff Result (W-L Record) |
|---------|-----|------------|-----|----|----|----|-----|-----|-----|-----|-----|-------------------|-------------------------------------|
| 1995-96 | ANA | Walt Kyle | 80 | 33 | 36 | 9 | 2 | -- | 77 | 279 | 299 | 3rd, Southern | Lost Conference Semifinals (6-6) |
| 1996-97 | ANA | Moe Mantha | 80 | 30 | 37 | 10 | 3 | -- | 73 | 251 | 285 | 4th, Mid-Atlantic | Lost Conference Quarterfinals (0-3) |
| | | TOTALS | 160 | 63 | 73 | 19 | 5 | -- | 150 | 530 | 584 | | |

Belleville Senators

| Season | Aff | Head Coach | GP | W | L | T | OTL | SOL | PTS | GF | GA | Finish | Playoff Result (W-L Record) |
|---------|-----|-------------------|-----|----|----|----|-----|-----|-----|-----|-----|------------|-----------------------------|
| 2017-18 | OTT | Kurt Kleinendorst | 76 | 29 | 42 | -- | 2 | 3 | 63 | 194 | 266 | 6th, North | Did not qualify |
| 2018-19 | OTT | Troy Mann | 76 | 37 | 31 | -- | 3 | 5 | 82 | 228 | 228 | 5th, North | Did not qualify |
| | | TOTALS | 152 | 66 | 73 | -- | 5 | 8 | 145 | 422 | 494 | | |

Binghamton Broome Dusters

| Season | Aff | Head Coach | GP | W | L | T | OTL | SOL | PTS | GF | GA | Finish | Playoff Result (W-L Record) |
|---------|--------|------------------------|-----|----|-----|----|-----|-----|-----|-----|-------|---------------|-----------------------------|
| 1977-78 | PIT | Larry Kish | 81 | 27 | 46 | 8 | -- | -- | 62 | 287 | 377 | 4th, Northern | Did not qualify |
| 1978-79 | PIT | Joe Hardy | 79 | 32 | 42 | 5 | -- | -- | 69 | 300 | 320 | 3rd, Southern | Lost semifinals (5-5) |
| 1979-80 | BOS/LA | Pat Kelly, Dave Forbes | 80 | 24 | 49 | 7 | -- | -- | 55 | 268 | 334 | 5th, Southern | Did not qualify |
| | | TOTALS | 240 | 83 | 137 | 20 | -- | -- | 186 | 855 | 1,031 | | |

Binghamton Whalers

| Season | Aff | Head Coach | GP | W | L | T | OTL | SOL | PTS | GF | GA | Finish | Playoff Result (W-L Record) |
|---------|---------|--------------------------|-----|-----|-----|----|-----|-----|-----|-------|-------|---------------|------------------------------|
| 1980-81 | HFD | Larry Kish | 80 | 32 | 42 | 6 | -- | -- | 70 | 296 | 336 | 3rd, Southern | Lost Quarterfinals (2-4) |
| 1981-82 | HFD | Larry Kish | 80 | 46 | 28 | 6 | -- | -- | 98 | 329 | 266 | 1st, Southern | Lost Calder Cup Finals (8-7) |
| 1982-83 | HFD | John Cuniff, Rick Ley | 80 | 36 | 36 | 8 | -- | -- | 80 | 320 | 333 | 4th, Southern | Lost Quarterfinals (1-4) |
| 1983-84 | HFD | John Cuniff | 80 | 33 | 43 | 4 | -- | -- | 70 | 359 | 388 | 6th, Southern | Did not qualify |
| 1984-85 | HFD/WSH | Larry Pleau | 80 | 52 | 20 | 8 | -- | -- | 112 | 388 | 265 | 1st, Southern | Lost Semifinals (4-4) |
| 1985-86 | HFD/WSH | Larry Pleau | 80 | 41 | 34 | 5 | -- | -- | 87 | 316 | 290 | 2nd, Southern | Lost Quarterfinals (2-4) |
| 1986-87 | HFD/WSH | Larry Pleau | 80 | 47 | 26 | -- | -- | 7 | 101 | 309 | 259 | 2nd, Southern | Lost Semifinals (6-7) |
| 1987-88 | HFD/WSH | Larry Pleau, Doug Jarvis | 80 | 38 | 31 | 8 | 3 | -- | 87 | 353 | 300 | 4th, Southern | Lost Quarterfinals (0-4) |
| 1988-89 | HFD | Claude Larose | 80 | 28 | 46 | 6 | -- | -- | 62 | 307 | 392 | 7th, Southern | Did not qualify |
| 1989-90 | HFD | Doug McKay | 80 | 11 | 60 | 9 | -- | -- | 31 | 229 | 366 | 7th, Southern | Did not qualify |
| | | TOTALS | 800 | 364 | 366 | 60 | 3 | 7 | 798 | 3,206 | 3,195 | | |

Binghamton Rangers

| Season | Aff | Head Coach | GP | W | L | T | OTL | SOL | PTS | GF | GA | Finish | Playoff Result (W-L Record) |
|---------|-----|---------------------------|-----|-----|-----|----|-----|-----|-----|-------|-------|-------------------|-------------------------------------|
| 1990-91 | NYR | John Paddock | 80 | 44 | 30 | 6 | -- | -- | 94 | 318 | 274 | 2nd, Southern | Lost Semifinals (4-6) |
| 1991-92 | NYR | Ron Smith | 80 | 41 | 30 | 9 | -- | -- | 91 | 318 | 277 | 1st, Southern | Lost Division Finals (7-4) |
| 1992-93 | NYR | Ron Smith, Colin Campbell | 80 | 57 | 13 | 10 | -- | -- | 124 | 392 | 246 | 1st, Southern | Lost Division Finals (7-7) |
| 1993-94 | NYR | Al Hill | 80 | 33 | 38 | 9 | -- | -- | 75 | 312 | 322 | 5th, Southern | Did not qualify |
| 1994-95 | NYR | Al Hill | 80 | 43 | 30 | 7 | -- | -- | 93 | 302 | 261 | 1st, Southern | Lost Division Finals (6-5) |
| 1995-96 | NYR | George Burnett | 80 | 39 | 31 | 7 | 3 | -- | 88 | 333 | 331 | 1st, Southern | Lost Conference Quarterfinals (1-3) |
| 1996-97 | NYR | George Burnett | 80 | 27 | 38 | 13 | 2 | -- | 69 | 245 | 300 | 5th, Empire State | Lost Conference Quarterfinals (1-3) |
| | | TOTALS | 560 | 284 | 210 | 61 | 5 | -- | 634 | 2,220 | 2,011 | | |

NOTE: NHL affiliations listed beginning with 1971-72 season.



All-Time Team Register

Binghamton Senators

| Season | Aff | Head Coach | GP | W | L | T | OTL | SOL | PTS | GF | GA | Finish | Playoff Result (W-L Record) |
|---------|-----|----------------------------|-------|-----|-----|----|-----|-----|-------|-------|-------|----------------|-------------------------------------|
| 2002-03 | OTT | John Paddock | 80 | 43 | 26 | 9 | 2 | -- | 97 | 239 | 207 | 1st, East (3) | Lost Conference Finals (8-6) |
| 2003-04 | OTT | John Paddock | 80 | 34 | 34 | 9 | 3 | -- | 80 | 210 | 216 | 4th, East | Lost Qualifier (0-2) |
| 2004-05 | OTT | John Paddock/Dave Cameron | 80 | 47 | 21 | -- | 5 | 7 | 106 | 276 | 217 | 1st, East | Lost Division Semifinals (2-4) |
| 2005-06 | OTT | Dave Cameron | 80 | 35 | 37 | -- | 4 | 4 | 78 | 258 | 295 | 5th, East | Did not qualify |
| 2006-07 | OTT | Dave Cameron | 80 | 23 | 48 | -- | 4 | 5 | 55 | 225 | 323 | 7th, East | Did not qualify |
| 2007-08 | OTT | Cory Clouston | 80 | 34 | 32 | -- | 9 | 5 | 82 | 225 | 248 | 6th, East | Did not qualify |
| 2008-09 | OTT | Cory Clouston, Curtis Hunt | 80 | 41 | 30 | -- | 5 | 4 | 91 | 232 | 238 | 5th, East | Did not qualify |
| 2009-10 | OTT | Don Nachbaur | 80 | 36 | 35 | -- | 6 | 3 | 81 | 251 | 260 | 5th, East | Did not qualify |
| 2010-11 | OTT | Kurt Kleinendorst | 80 | 42 | 30 | -- | 3 | 5 | 92 | 255 | 221 | 5th, East | Won Calder Cup (16-7) |
| 2011-12 | OTT | Kurt Kleinendorst | 76 | 29 | 40 | -- | 5 | 2 | 65 | 201 | 243 | 5th, East (15) | Did not qualify |
| 2012-13 | OTT | Luke Richardson | 76 | 44 | 24 | -- | 1 | 7 | 96 | 227 | 188 | 2nd, East (4) | Lost Conference Quarterfinals (0-3) |
| 2013-14 | OTT | Luke Richardson | 76 | 44 | 24 | -- | 3 | 5 | 96 | 276 | 232 | 1st, East (3) | Lost Conference Quarterfinals (1-3) |
| 2014-15 | OTT | Luke Richardson | 76 | 34 | 34 | -- | 7 | 1 | 76 | 242 | 258 | 3rd, East (11) | Did not qualify |
| 2015-16 | OTT | Luke Richardson | 76 | 31 | 38 | -- | 6 | 1 | 69 | 204 | 241 | 7th, East | Did not qualify |
| 2016-17 | OTT | Kurt Kleinendorst | 76 | 28 | 44 | -- | 2 | 2 | 60 | 190 | 266 | 7th, North | Did not qualify |
| TOTALS | | | 1,176 | 545 | 497 | 18 | 65 | 51 | 1,224 | 3,511 | 3,653 | | |

Binghamton Devils

• Lowell Devils (2006-10)

• Albany Devils (2010-17)

• Binghamton Devils (2017-)

| Season | Aff | Head Coach | GP | W | L | T | OTL | SOL | PTS | GF | GA | Finish | Playoff Result (W-L Record) |
|---------|-----|-------------------|-------|-----|-----|----|-----|-----|-------|-------|-------|---------------------|-------------------------------------|
| 2006-07 | NJ | Kurt Kleinendorst | 80 | 38 | 30 | -- | 6 | 6 | 88 | 212 | 220 | 5th, Atlantic | Did not qualify |
| 2007-08 | NJ | Kurt Kleinendorst | 80 | 25 | 43 | -- | 7 | 5 | 62 | 183 | 270 | 7th, Atlantic | Did not qualify |
| 2008-09 | NJ | Kurt Kleinendorst | 80 | 35 | 36 | -- | 2 | 7 | 79 | 213 | 243 | 6th, Atlantic | Did not qualify |
| 2009-10 | NJ | John MacLean | 80 | 39 | 31 | -- | 4 | 6 | 88 | 239 | 232 | 4th, Atlantic | Lost Division Semifinals (1-4) |
| 2010-11 | NJ | Rick Kowalsky | 80 | 32 | 42 | -- | 1 | 5 | 70 | 217 | 283 | 8th, East | Did not qualify |
| 2011-12 | NJ | Rick Kowalsky | 76 | 31 | 34 | -- | 6 | 5 | 73 | 190 | 226 | 5th, Northeast (14) | Did not qualify |
| 2012-13 | NJ | Rick Kowalsky | 76 | 31 | 32 | -- | 1 | 12 | 75 | 193 | 225 | 4th, Northeast (12) | Did not qualify |
| 2013-14 | NJ | Rick Kowalsky | 76 | 40 | 23 | -- | 5 | 8 | 93 | 220 | 193 | 2nd, Northeast (5) | Lost Conference Quarterfinals (1-3) |
| 2014-15 | NJ | Rick Kowalsky | 76 | 37 | 28 | -- | 5 | 6 | 85 | 199 | 201 | 4th, Northeast (10) | Did not qualify |
| 2015-16 | NJ | Rick Kowalsky | 76 | 46 | 20 | -- | 8 | 2 | 102 | 212 | 167 | 2nd, North | Lost Division Finals (6-5) |
| 2016-17 | NJ | Rick Kowalsky | 76 | 39 | 32 | -- | 2 | 3 | 83 | 204 | 206 | 3rd, North | Lost Division Semifinals (1-3) |
| 2017-18 | NJ | Rick Kowalsky | 76 | 25 | 38 | -- | 9 | 4 | 63 | 193 | 247 | 5th, North | Did not qualify |
| 2018-19 | NJ | Mark Dennehy | 76 | 28 | 41 | -- | 7 | 0 | 63 | 201 | 278 | 8th, North | Did not qualify |
| TOTALS | | | 1,008 | 446 | 430 | -- | 63 | 69 | 1,024 | 2,676 | 2,991 | | |

Boston Braves

| Season | Aff | Head Coach | GP | W | L | T | OTL | SOL | PTS | GF | GA | Finish | Playoff Result (W-L Record) |
|---------|-----|--------------------------------------|-----|----|----|----|-----|-----|-----|-----|-----|---------------|-----------------------------|
| 1971-72 | BOS | Bep Guidolin | 76 | 41 | 21 | 14 | -- | -- | 96 | 260 | 191 | 1st, Eastern | Lost Semifinals (4-5) |
| 1972-73 | BOS | Bep Guidolin, Matt Ravlich/Ron Boehm | 76 | 34 | 29 | 13 | -- | -- | 81 | 248 | 256 | 2nd, Eastern | Lost Semifinals (4-6) |
| 1973-74 | BOS | Matt Ravlich | 76 | 23 | 40 | 13 | -- | -- | 59 | 239 | 297 | 5th, Northern | Did not qualify |
| TOTALS | | | 228 | 98 | 90 | 40 | -- | -- | 236 | 747 | 744 | | |

Bridgeport Sound Tigers

| Season | Aff | Head Coach | GP | W | L | T | OTL | SOL | PTS | GF | GA | Finish | Playoff Result (W-L Record) |
|---------|-----|---------------------------|-------|-----|-----|----|-----|-----|-------|-------|-------|---------------------|-------------------------------------|
| 2001-02 | NYI | Steve Stirling | 80 | 43 | 25 | 8 | 4 | -- | 98 | 240 | 192 | 1st, East (1) | Lost Calder Cup Finals (12-8) |
| 2002-03 | NYI | Steve Stirling | 80 | 40 | 26 | 11 | 3 | -- | 94 | 219 | 198 | 2nd, East (5) | Lost Conference Semifinals (5-4) |
| 2003-04 | NYI | Greg Cronin | 80 | 41 | 23 | 12 | 4 | -- | 98 | 178 | 140 | 2nd, East | Lost Division Semifinals (3-4) |
| 2004-05 | NYI | Greg Cronin | 80 | 37 | 38 | -- | 4 | 1 | 79 | 192 | 222 | 6th, East | Did not qualify |
| 2005-06 | NYI | Dave Basergio | 80 | 38 | 33 | -- | 6 | 3 | 85 | 246 | 253 | 4th, East | Lost Division Semifinals (3-4) |
| 2006-07 | NYI | Dan Marshall | 80 | 36 | 37 | -- | 1 | 6 | 79 | 229 | 267 | 5th, East | Did not qualify |
| 2007-08 | NYI | Jack Capuano | 80 | 40 | 36 | -- | 1 | 3 | 84 | 225 | 240 | 5th, East | Did not qualify |
| 2008-09 | NYI | Jack Capuano | 80 | 49 | 23 | -- | 3 | 5 | 106 | 241 | 212 | 2nd, East | Lost Division Semifinals (1-4) |
| 2009-10 | NYI | Jack Capuano | 80 | 38 | 32 | -- | 4 | 6 | 86 | 201 | 220 | 5th, Atlantic | Lost Division Semifinals (1-4) |
| 2010-11 | NYI | Jack Capuano, Pat Bingham | 80 | 30 | 39 | -- | 4 | 7 | 71 | 218 | 266 | 7th, Atlantic | Did not qualify |
| 2011-12 | NYI | Brent Thompson | 76 | 41 | 26 | -- | 3 | 6 | 91 | 233 | 219 | 1st, Northeast (3) | Lost Conference Quarterfinals (0-3) |
| 2012-13 | NYI | Scott Pellerin | 76 | 32 | 32 | -- | 7 | 5 | 76 | 218 | 242 | 3rd, Northeast (11) | Did not qualify |
| 2013-14 | NYI | Scott Pellerin | 76 | 28 | 40 | -- | 2 | 6 | 64 | 183 | 238 | 5th, Northeast (14) | Did not qualify |
| 2014-15 | NYI | Brent Thompson | 76 | 28 | 40 | -- | 7 | 1 | 64 | 213 | 246 | 5th, Northeast (15) | Did not qualify |
| 2015-16 | NYI | Brent Thompson | 76 | 40 | 29 | -- | 4 | 3 | 87 | 209 | 220 | 5th, Atlantic | Lost Division Semifinals (0-3) |
| 2016-17 | NYI | Brent Thompson | 76 | 44 | 28 | -- | 3 | 1 | 92 | 220 | 212 | 5th, Atlantic | Did not qualify |
| 2017-18 | NYI | Brent Thompson | 76 | 36 | 32 | -- | 5 | 3 | 80 | 206 | 214 | 5th, Atlantic | Did not qualify |
| 2018-19 | NYI | Brent Thompson | 76 | 43 | 24 | -- | 6 | 3 | 95 | 233 | 228 | 2nd, Atlantic | Lost Division Semifinals (2-3) |
| TOTALS | | | 1,408 | 684 | 563 | 31 | 71 | 59 | 1,529 | 3,904 | 4,029 | | |



NOTE: NHL affiliations listed beginning with 1971-72 season.

All-Time Team Register

Buffalo Bisons

| Season | Aff | Head Coach | GP | W | L | T | OTL | SOL | PTS | GF | GA | Finish | Playoff Result (W-L Record) |
|----------|-----|----------------------------|-----------|-----------|-----------|-----------|-----|-----|-----------|------------|------------|---------------------|------------------------------|
| *1936-37 | | Frank Nighbor | 11 | 3 | 8 | 0 | -- | -- | 6 | 23 | 30 | -- | -- |
| 1937-40 | | <i>Did not play</i> | | | | | | | | | | | |
| 1940-41 | | Cecil "Tiny" Thompson | 56 | 19 | 27 | 10 | -- | -- | 48 | 148 | 176 | 4th, Western | Did not qualify |
| 1941-42 | | Cecil "Tiny" Thompson | 56 | 25 | 25 | 6 | -- | -- | 56 | 182 | 157 | 4th, Western | Did not qualify |
| 1942-43 | | Art Chapman | 56 | 28 | 21 | 7 | -- | -- | 63 | 189 | 143 | 2nd, Western | Won Calder Cup (7-2) |
| 1943-44 | | Art Chapman | 54 | 25 | 16 | 13 | -- | -- | 63 | 201 | 168 | 2nd, Eastern | Won Calder Cup (8-0) |
| 1944-45 | | Art Chapman | 60 | 31 | 21 | 8 | -- | -- | 70 | 200 | 182 | 1st, Eastern | Lost Semifinals (2-4) |
| 1945-46 | | Frank Beisler | 62 | 38 | 16 | 8 | -- | -- | 84 | 270 | 196 | 1st, Eastern | Won Calder Cup (8-4) |
| 1946-47 | | Frank Beisler | 64 | 36 | 17 | 11 | -- | -- | 83 | 257 | 173 | 2nd, Western | Lost Semifinals (2-2) |
| 1947-48 | | Roy Goldsworthy | 68 | 41 | 23 | 4 | -- | -- | 86 | 277 | 238 | 3rd, Western | Lost Calder Cup Finals (4-4) |
| 1948-49 | | Toe Blake, Roy Goldsworthy | 68 | 33 | 27 | 8 | -- | -- | 74 | 246 | 213 | 5th, Western | Did not qualify |
| 1949-50 | | Roy Goldsworthy | 70 | 32 | 29 | 9 | -- | -- | 73 | 226 | 208 | 1st, Eastern | Lost Semifinals (1-4) |
| 1950-51 | | Roy Goldsworthy | 70 | 40 | 26 | 4 | -- | -- | 84 | 309 | 284 | 1st, Eastern | Lost Semifinals (0-4) |
| 1951-52 | | Roy Goldsworthy | 68 | 28 | 36 | 4 | -- | -- | 60 | 230 | 298 | 3rd, Eastern | Lost Quarterfinals (0-3) |
| 1952-53 | | Frank Eddolls | 64 | 22 | 39 | 3 | -- | -- | 47 | 160 | 236 | 7th | Did not qualify |
| 1953-54 | | Frank Eddolls | 70 | 39 | 24 | 7 | -- | -- | 85 | 283 | 217 | 1st | Lost Semifinals (0-3) |
| 1954-55 | | Gaye Stewart | 64 | 31 | 28 | 5 | -- | -- | 67 | 248 | 228 | 4th | Lost Calder Cup Finals (5-5) |
| 1955-56 | | Frank Eddolls | 64 | 29 | 30 | 5 | -- | -- | 63 | 239 | 250 | 3rd | Lost Semifinals (2-3) |
| 1956-57 | | Frank Eddolls | 64 | 25 | 37 | 2 | -- | -- | 52 | 209 | 270 | 5th | Did not qualify |
| 1957-58 | | Harry Watson | 70 | 25 | 42 | 3 | -- | -- | 53 | 224 | 301 | 6th | Did not qualify |
| 1958-59 | | Bobby Kirk, Fred Hunt | 70 | 38 | 28 | 4 | -- | -- | 80 | 233 | 201 | 1st | Lost Calder Cup Finals (6-5) |
| 1959-60 | | Dit Clapper | 72 | 33 | 35 | 4 | -- | -- | 70 | 251 | 271 | 5th | Did not qualify |
| 1960-61 | | Frank Eddolls | 72 | 35 | 34 | 3 | -- | -- | 73 | 259 | 261 | 4th | Lost Semifinals (0-4) |
| 1961-62 | | Billy Reay | 70 | 36 | 31 | 3 | -- | -- | 75 | 247 | 219 | 2nd, Western | Lost Calder Cup Finals (6-5) |
| 1962-63 | | Billy Reay | 72 | 41 | 24 | 7 | -- | -- | 89 | 237 | 199 | 1st, Western | Won Calder Cup (8-5) |
| 1963-64 | | Jack Evans | 72 | 25 | 40 | 7 | -- | -- | 57 | 194 | 260 | 4th, Western | Did not qualify |
| 1964-65 | | Phil Watson | 72 | 40 | 26 | 6 | -- | -- | 86 | 261 | 218 | 2nd, Western | Lost Semifinals (5-4) |
| 1965-66 | | Phil Watson | 72 | 29 | 40 | 3 | -- | -- | 61 | 215 | 243 | 4th, Western | Did not qualify |
| 1966-67 | | Fred Hunt | 72 | 14 | 51 | 7 | -- | -- | 35 | 207 | 386 | 4th, Western | Did not qualify |
| 1967-68 | | Fred Shero | 72 | 32 | 28 | 12 | -- | -- | 76 | 239 | 224 | 3rd, Western | Lost Quarterfinals (2-3) |
| 1968-69 | | Fred Shero | 74 | 41 | 18 | 15 | -- | -- | 97 | 282 | 192 | 1st, Western | Lost Semifinals (2-4) |
| 1969-70 | | Fred Shero | 72 | 40 | 17 | 15 | -- | -- | 95 | 280 | 193 | 1st, Western | Won Calder Cup (8-2) |
| | | TOTALS | 2,021 | 954 | 864 | 203 | -- | -- | 2,111 | 7,026 | 6,835 | | |

*team withdrew, Dec. 9, 1936, and all games involving Buffalo were discounted from the standings

Cape Breton Oilers

• Nova Scotia Oilers (1984-88)

• Cape Breton Oilers (1988-96)

| Season | Aff | Head Coach | GP | W | L | T | OTL | SOL | PTS | GF | GA | Finish | Playoff Result (W-L Record) |
|---------|---------|-----------------------|-----------|-----------|-----------|-----------|-----|-----|-----------|------------|------------|----------------------|--------------------------------|
| 1984-85 | EDM | Larry Kish | 80 | 36 | 37 | 7 | -- | -- | 79 | 292 | 295 | 4th, North | Lost Quarterfinals (2-4) |
| 1985-86 | EDM/CHI | Larry Kish | 80 | 29 | 43 | 8 | -- | -- | 66 | 314 | 353 | 6th, North | Did not qualify |
| 1986-87 | EDM/CHI | Larry Kish | 80 | 38 | 39 | -- | -- | 3 | 79 | 318 | 315 | 4th, North | Lost Quarterfinals (1-4) |
| 1987-88 | EDM | Ron Low | 80 | 35 | 34 | 9 | 2 | -- | 81 | 323 | 343 | 4th, North | Lost Quarterfinals (1-4) |
| 1988-89 | EDM | Ron Low | 80 | 27 | 47 | 6 | -- | -- | 60 | 308 | 388 | 7th, North | Did not qualify |
| 1989-90 | EDM | Don MacAdam | 80 | 39 | 34 | 7 | -- | -- | 85 | 317 | 306 | 2nd, North | Lost Quarterfinals (2-4) |
| 1990-91 | EDM | Don MacAdam | 80 | 41 | 31 | 8 | -- | -- | 90 | 306 | 301 | 2nd, North | Lost Quarterfinals (0-4) |
| 1991-92 | EDM | Don MacAdam | 80 | 36 | 34 | 10 | -- | -- | 82 | 336 | 330 | 3rd, North | Lost Division Semifinals (1-4) |
| 1992-93 | EDM | George Burnett | 80 | 36 | 32 | 12 | -- | -- | 84 | 356 | 336 | 3rd, Atlantic | Won Calder Cup (14-2) |
| 1993-94 | EDM | George Burnett | 80 | 32 | 35 | 13 | -- | -- | 77 | 316 | 339 | 4th, Atlantic | Lost Division Semifinals (1-4) |
| 1994-95 | EDM | Peter Mahovlich | 80 | 27 | 44 | 9 | -- | -- | 63 | 298 | 342 | 5th, Atlantic | Did not qualify |
| 1995-96 | EDM | Lorne Molleken | 80 | 33 | 40 | 3 | 4 | -- | 73 | 290 | 323 | 5th, Atlantic | Did not qualify |
| | | TOTALS | 960 | 409 | 450 | 92 | 6 | 3 | 919 | 3,774 | 3,971 | | |

Capital District Islanders

| Season | Aff | Head Coach | GP | W | L | T | OTL | SOL | PTS | GF | GA | Finish | Playoff Result (W-L Record) |
|---------|-----|--------------|-----|----|-----|----|-----|-----|-----|-----|-----|---------------|--------------------------------|
| 1990-91 | NYI | Butch Goring | 80 | 28 | 43 | 9 | -- | -- | 65 | 284 | 323 | 7th, Southern | Did not qualify |
| 1991-92 | NYI | Butch Goring | 80 | 32 | 37 | 11 | -- | -- | 75 | 261 | 289 | 4th, Northern | Lost Division Semifinals (3-4) |
| 1992-93 | NYI | Butch Goring | 80 | 34 | 34 | 12 | -- | -- | 80 | 280 | 285 | 3rd, Northern | Lost Division Semifinals (0-4) |
| | | TOTALS | 240 | 94 | 114 | 32 | -- | -- | 220 | 825 | 897 | | |

Carolina Monarchs

| Season | Aff | Head Coach | GP | W | L | T | OTL | SOL | PTS | GF | GA | Finish | Playoff Result (W-L Record) |
|---------|-----|------------|-----|----|----|----|-----|-----|-----|-----|-----|-------------------|-----------------------------|
| 1995-96 | FLA | Rich Kromm | 80 | 28 | 38 | 11 | 3 | -- | 70 | 313 | 343 | 4th, Southern | Did not qualify |
| 1996-97 | FLA | Rich Kromm | 80 | 28 | 43 | 4 | 5 | -- | 65 | 273 | 303 | 5th, Mid-Atlantic | Did not qualify |
| | | TOTALS | 160 | 56 | 81 | 15 | 8 | -- | 135 | 586 | 646 | | |

NOTE: NHL affiliations listed beginning with 1971-72 season.



All-Time Team Register

Charlotte Checkers

| Season | Aff | Head Coach | GP | W | L | T | OTL | SOL | PTS | GF | GA | Finish | Playoff Result (W-L Record) |
|---------|-----|----------------|-----|-----|-----|----|-----|-----|-----|-------|-------|------------------|-------------------------------------|
| 2010-11 | CAR | Jeff Daniels | 80 | 44 | 27 | -- | 2 | 7 | 97 | 265 | 243 | 3rd, East | Lost Conference Finals (8-8) |
| 2011-12 | CAR | Jeff Daniels | 76 | 38 | 29 | -- | 3 | 6 | 85 | 209 | 214 | 3rd, Midwest (9) | Did not qualify |
| 2012-13 | CAR | Jeff Daniels | 76 | 42 | 26 | -- | 4 | 4 | 92 | 226 | 202 | 2nd, South (4) | Lost Conference Quarterfinals (2-3) |
| 2013-14 | CAR | Jeff Daniels | 76 | 37 | 36 | -- | 1 | 2 | 77 | 228 | 241 | 4th, West (11) | Did not qualify |
| 2014-15 | CAR | Jeff Daniels | 76 | 31 | 38 | -- | 6 | 1 | 69 | 172 | 231 | 4th, West (13) | Did not qualify |
| 2015-16 | CAR | Mark Morris | 76 | 36 | 32 | -- | 3 | 5 | 80 | 214 | 229 | 5th, Central | Did not qualify |
| 2016-17 | CAR | Ulf Samuelsson | 76 | 39 | 29 | -- | 7 | 1 | 86 | 212 | 208 | 4th, Central | Lost Division Semifinals (2-3) |
| 2017-18 | CAR | Mike Vellucci | 76 | 46 | 26 | -- | 1 | 3 | 96 | 262 | 212 | 3rd, Atlantic | Lost Division Finals (4-4) |
| 2018-19 | CAR | Mike Vellucci | 76 | 51 | 17 | -- | 7 | 1 | 110 | 255 | 189 | 1st, Atlantic | Won Calder Cup (15-4) |
| TOTALS | | | 688 | 364 | 260 | -- | 34 | 30 | 792 | 2,043 | 1,969 | | |

Chicago Wolves

| Season | Aff | Head Coach | GP | W | L | T | OTL | SOL | PTS | GF | GA | Finish | Playoff Result (W-L Record) |
|---------|-----|------------------------|-------|-----|-----|----|-----|-----|-------|-------|-------|-------------------|-------------------------------------|
| 2001-02 | ATL | John Anderson | 80 | 37 | 31 | 7 | 5 | -- | 86 | 250 | 236 | 4th, West | Won Calder Cup (17-8) |
| 2002-03 | ATL | John Anderson | 80 | 43 | 25 | 8 | 4 | -- | 98 | 276 | 237 | 2nd, West | Lost Conference Semifinals (3-6) |
| 2003-04 | ATL | John Anderson | 80 | 42 | 26 | 9 | 3 | -- | 96 | 246 | 208 | 3rd, West | Lost Division Finals (6-4) |
| 2004-05 | ATL | John Anderson | 80 | 49 | 24 | -- | 5 | 2 | 105 | 245 | 211 | 1st, West | Lost Calder Cup Finals (12-6) |
| 2005-06 | ATL | John Anderson | 80 | 36 | 32 | -- | 4 | 8 | 84 | 278 | 275 | 5th, West | Did not qualify |
| 2006-07 | ATL | John Anderson | 80 | 46 | 25 | -- | 3 | 6 | 101 | 331 | 252 | 2nd, West | Lost Conference Finals (9-6) |
| 2007-08 | ATL | John Anderson | 80 | 53 | 22 | -- | 2 | 3 | 111 | 300 | 226 | 1st, West | Won Calder Cup (16-8) |
| 2008-09 | ATL | Don Granato | 80 | 38 | 37 | -- | 3 | 2 | 81 | 226 | 222 | 6th, West | Did not qualify |
| 2009-10 | ATL | Don Granato, Don Lever | 80 | 49 | 24 | -- | 1 | 6 | 105 | 264 | 214 | 1st, West | Lost Division Finals (7-7) |
| 2010-11 | ATL | Don Lever | 80 | 39 | 30 | -- | 5 | 6 | 89 | 260 | 262 | 6th, West | Did not qualify |
| 2011-12 | VAN | Craig MacTavish | 76 | 42 | 27 | -- | 4 | 3 | 91 | 213 | 193 | 1st, Midwest (3) | Lost Conference Quarterfinals (2-3) |
| 2012-13 | VAN | Scott Arniel | 76 | 37 | 30 | -- | 5 | 4 | 83 | 204 | 207 | 4th, Midwest (10) | Did not qualify |
| 2013-14 | STL | John Anderson | 76 | 45 | 21 | -- | 5 | 5 | 100 | 239 | 191 | 1st, Midwest (2) | Lost Conference Semifinals (3-6) |
| 2014-15 | STL | John Anderson | 76 | 40 | 29 | -- | 6 | 1 | 87 | 210 | 198 | 3rd, Midwest (8) | Lost Conference Quarterfinals (2-3) |
| 2015-16 | STL | John Anderson | 76 | 33 | 35 | -- | 5 | 3 | 74 | 194 | 228 | 6th, Central | Did not qualify |
| 2016-17 | STL | Craig Berube | 76 | 44 | 19 | -- | 8 | 5 | 101 | 251 | 200 | 1st, Central | Lost Division Finals (4-6) |
| 2017-18 | VGK | Rocky Thompson | 76 | 42 | 23 | -- | 7 | 4 | 95 | 244 | 208 | 1st, Central | Lost Division Semifinals (0-3) |
| 2018-19 | VGK | Rocky Thompson | 76 | 44 | 22 | -- | 6 | 4 | 98 | 250 | 199 | 1st, Central | Lost Calder Cup Finals (12-10) |
| TOTALS | | | 1,408 | 759 | 482 | 24 | 81 | 62 | 1,685 | 4,481 | 3,967 | | |

Cincinnati Mohawks

| Season | Aff | Head Coach | GP | W | L | T | OTL | SOL | PTS | GF | GA | Finish | Playoff Result (W-L Record) |
|---------|-----|-------------|-----|----|-----|----|-----|-----|-----|-----|-----|--------------|-----------------------------|
| 1949-50 | | King Clancy | 70 | 19 | 37 | 14 | -- | -- | 52 | 185 | 257 | 5th, Western | Did not qualify |
| 1950-51 | | King Clancy | 70 | 28 | 34 | 8 | -- | -- | 64 | 203 | 228 | 5th, Western | Did not qualify |
| 1951-52 | | Clint Smith | 68 | 29 | 33 | 6 | -- | -- | 64 | 183 | 228 | 3rd, Western | Lost Semifinals (4-3) |
| TOTALS | | | 208 | 76 | 104 | 28 | -- | -- | 180 | 571 | 713 | | |

Cincinnati Swords

| Season | Aff | Head Coach | GP | W | L | T | OTL | SOL | PTS | GF | GA | Finish | Playoff Result (W-L Record) |
|---------|-----|--------------------------|-----|-----|----|----|-----|-----|-----|-----|-----|---------------|-----------------------------|
| 1971-72 | BUF | Joe Crozier, Floyd Smith | 76 | 30 | 28 | 18 | -- | -- | 78 | 252 | 258 | 3rd, Western | Lost Semifinals (6-4) |
| 1972-73 | BUF | Floyd Smith | 76 | 54 | 17 | 5 | -- | -- | 113 | 351 | 206 | 1st, Western | Won Calder Cup (12-3) |
| 1973-74 | BUF | Floyd Smith | 76 | 40 | 25 | 11 | -- | -- | 91 | 273 | 233 | 3rd, Southern | Lost Quarterfinals (1-4) |
| TOTALS | | | 228 | 124 | 70 | 34 | -- | -- | 282 | 876 | 697 | | |

Cincinnati Mighty Ducks

| Season | Aff | Head Coach | GP | W | L | T | OTL | SOL | PTS | GF | GA | Finish | Playoff Result (W-L Record) |
|-----------|---------|--------------|-----|-----|-----|----|-----|-----|-----|-------|-------|-------------------|-------------------------------------|
| 1997-98 | ANA | Moe Mantha | 80 | 23 | 37 | 13 | 7 | -- | 66 | 243 | 303 | 4th, Mid-Atlantic | Did not qualify |
| 1998-99 | ANA | Moe Mantha | 80 | 35 | 39 | 4 | 2 | -- | 76 | 227 | 249 | 4th, Mid-Atlantic | Lost Conference Quarterfinals (0-3) |
| 1999-2000 | ANA/DET | Moe Mantha | 80 | 30 | 37 | 9 | 4 | -- | 73 | 227 | 244 | 5th, Mid-Atlantic | Did not qualify |
| 2000-01 | ANA/DET | Mike Babcock | 80 | 41 | 26 | 9 | 4 | -- | 95 | 254 | 240 | 2nd, Southern | Lost Conference Quarterfinals (1-3) |
| 2001-02 | ANA/DET | Mike Babcock | 80 | 33 | 33 | 11 | 3 | -- | 80 | 216 | 211 | 3rd, Central (10) | Lost Qualifier (1-2) |
| 2002-03 | ANA | Brad Shaw | 80 | 26 | 35 | 13 | 6 | -- | 71 | 202 | 242 | 3rd, Central (12) | Did not qualify |
| 2003-04 | ANA | Brad Shaw | 80 | 29 | 37 | 13 | 1 | -- | 72 | 188 | 211 | 5th, West | Lost Division Semifinals (5-4) |
| 2004-05 | ANA | Brad Shaw | 80 | 44 | 31 | -- | 1 | 4 | 93 | 206 | 191 | 3rd, West | Lost Division Finals (5-7) |
| TOTALS | | | 640 | 261 | 275 | 72 | 28 | 4 | 626 | 1,763 | 1,891 | | |

Cleveland Falcons (SEE CLEVELAND BARONS (I))



NOTE: NHL affiliations listed beginning with 1971-72 season.

All-Time Team Register

Cleveland Barons (I)

- *Cleveland Falcons (1936-37)*
- *Cleveland Barons (1937-72)*
- *Jacksonville Barons (1972-74)*

| Season | Aff | Head Coach | GP | W | L | T | OTL | SOL | PTS | GF | GA | Finish | Playoff Result (W-L Record) |
|----------|-----|--------------------------|-------|-------|-------|-----|-----|-----|-------|-------|-------|---------------|------------------------------|
| 1936-37 | | Carson Cooper | 48 | 13 | 27 | 8 | -- | -- | 34 | 113 | 152 | 3rd, Western | Did not qualify |
| 1937-38 | | Bill Cook | 48 | 25 | 12 | 11 | -- | -- | 61 | 126 | 114 | 1st, Western | Lost Semifinals (0-2) |
| 1938-39 | | Bill Cook | 54 | 23 | 22 | 9 | -- | -- | 55 | 145 | 138 | 3rd, Western | Won Calder Cup (7-2) |
| 1939-40 | | Bill Cook | 56 | 24 | 24 | 8 | -- | -- | 56 | 127 | 130 | 4th, Western | Did not qualify |
| 1940-41 | | Bill Cook | 56 | 26 | 21 | 9 | -- | -- | 61 | 177 | 162 | 1st, Western | Won Calder Cup (6-3) |
| 1941-42 | | Bill Cook | 56 | 33 | 19 | 4 | -- | -- | 70 | 174 | 152 | 3rd, Western | Lost Semifinals (3-2) |
| 1942-43 | | Bill Cook | 56 | 21 | 29 | 6 | -- | -- | 48 | 190 | 196 | 6th | Lost Semifinals (2-2) |
| 1943-44 | | Fred "Bun" Cook | 54 | 33 | 14 | 7 | -- | -- | 73 | 224 | 176 | 1st, Western | Lost Calder Cup Finals (4-7) |
| 1944-45 | | Fred "Bun" Cook | 60 | 34 | 16 | 10 | -- | -- | 78 | 256 | 199 | 1st, Western | Won Calder Cup (8-4) |
| 1945-46 | | Fred "Bun" Cook | 62 | 28 | 26 | 8 | -- | -- | 64 | 269 | 254 | 3rd, Western | Lost Calder Cup Finals (7-5) |
| 1946-47 | | Fred "Bun" Cook | 64 | 38 | 18 | 8 | -- | -- | 84 | 272 | 215 | 1st, Western | Lost Semifinals (0-4) |
| 1947-48 | | Fred "Bun" Cook | 68 | 43 | 13 | 12 | -- | -- | 98 | 332 | 197 | 1st, Western | Won Calder Cup (8-1) |
| 1948-49 | | Fred "Bun" Cook | 68 | 41 | 21 | 6 | -- | -- | 88 | 286 | 251 | 3rd, Western | Lost Semifinals (2-3) |
| 1949-50 | | Fred "Bun" Cook | 70 | 45 | 15 | 10 | -- | -- | 100 | 357 | 230 | 1st, Western | Lost Calder Cup Finals (4-5) |
| 1950-51 | | Fred "Bun" Cook | 71 | 44 | 22 | 5 | -- | -- | 93 | 281 | 221 | 1st, Western | Won Calder Cup (8-3) |
| 1951-52 | | Fred "Bun" Cook | 68 | 44 | 19 | 5 | -- | -- | 93 | 265 | 166 | 2nd, Western | Lost Quarterfinals (2-3) |
| 1952-53 | | Fred "Bun" Cook | 64 | 42 | 20 | 2 | -- | -- | 86 | 248 | 164 | 1st | Won Calder Cup (7-4) |
| 1953-54 | | Fred "Bun" Cook | 70 | 38 | 32 | 0 | -- | -- | 76 | 269 | 227 | 3rd | Won Calder Cup (7-2) |
| 1954-55 | | Fred "Bun" Cook | 64 | 32 | 29 | 3 | -- | -- | 67 | 254 | 222 | 2nd | Lost Semifinals (1-3) |
| 1955-56 | | Fred "Bun" Cook | 64 | 26 | 31 | 7 | -- | -- | 59 | 225 | 231 | 4th | Lost Calder Cup Finals (3-5) |
| 1956-57 | | Jack Gordon | 64 | 35 | 26 | 3 | -- | -- | 73 | 249 | 210 | 2nd | Won Calder Cup (8-4) |
| 1957-58 | | Jack Gordon | 70 | 39 | 28 | 3 | -- | -- | 81 | 232 | 163 | 2nd | Lost Semifinals (3-4) |
| 1958-59 | | Jack Gordon | 70 | 37 | 30 | 3 | -- | -- | 77 | 261 | 252 | 2nd | Lost Semifinals (3-4) |
| 1959-60 | | Jack Gordon | 72 | 34 | 30 | 8 | -- | -- | 76 | 267 | 229 | 4th | Lost Semifinals (3-4) |
| 1960-61 | | Jack Gordon | 72 | 36 | 35 | 1 | -- | -- | 73 | 231 | 234 | 3rd | Lost Semifinals (0-4) |
| 1961-62 | | Jack Gordon | 70 | 39 | 28 | 3 | -- | -- | 81 | 255 | 203 | 1st, Western | Lost Semifinals (2-4) |
| 1962-63 | | Fred Glover | 72 | 31 | 34 | 7 | -- | -- | 69 | 270 | 253 | 2nd, Western | Lost Semifinals (4-3) |
| 1963-64 | | Fred Glover | 72 | 37 | 30 | 5 | -- | -- | 79 | 239 | 207 | 3rd, Western | Won Calder Cup (9-0) |
| 1964-65 | | Fred Glover | 72 | 24 | 43 | 5 | -- | -- | 53 | 228 | 285 | 4th, Western | Did not qualify |
| 1965-66 | | Fred Glover | 72 | 38 | 32 | 2 | -- | -- | 78 | 243 | 217 | 2nd, Western | Lost Calder Cup Finals (8-4) |
| 1966-67 | | Fred Glover | 72 | 36 | 27 | 9 | -- | -- | 81 | 284 | 230 | 3rd, Western | Lost Quarterfinals (2-3) |
| 1967-68 | | Fred Glover | 72 | 28 | 30 | 14 | -- | -- | 70 | 236 | 255 | 4th, Western | Did not qualify |
| 1968-69 | | Floyd Curry, Jack Gordon | 74 | 30 | 32 | 12 | -- | -- | 72 | 213 | 245 | 2nd, Western | Lost Quarterfinals (2-3) |
| 1969-70 | | Jack Gordon | 72 | 23 | 33 | 16 | -- | -- | 62 | 222 | 255 | 4th, Western | Did not qualify |
| 1970-71 | | Parker MacDonald | 72 | 39 | 26 | 7 | -- | -- | 85 | 272 | 208 | 2nd, Western | Lost Semifinals (4-4) |
| 1971-72 | MIN | John Muckler | 76 | 32 | 34 | 10 | -- | -- | 74 | 269 | 263 | 4th, Western | Lost Quarterfinals (2-4) |
| *1972-73 | MIN | John Muckler | 76 | 23 | 44 | 9 | -- | -- | 55 | 251 | 329 | 5th, Western | Did not qualify |
| 1973-74 | -- | John Hanna | 76 | 24 | 44 | 8 | -- | -- | 56 | 244 | 334 | 5th, Southern | Did not qualify |
| | | TOTALS | 2,517 | 1,238 | 1,016 | 263 | -- | -- | 2,739 | 9,056 | 8,169 | | |

*team moved from Cleveland to Jacksonville, Jan. 19, 1973

Cleveland Barons (II)

| Season | Aff | Head Coach | GP | W | L | T | OTL | SOL | PTS | GF | GA | Finish | Playoff Result (W-L Record) |
|---------|-----|------------|-----|-----|-----|----|-----|-----|-----|-------|-------|-------------------|--------------------------------|
| 2001-02 | SJ | Roy Sommer | 80 | 29 | 40 | 7 | 4 | -- | 69 | 223 | 268 | 4th, Central (12) | Did not qualify |
| 2002-03 | SJ | Roy Sommer | 80 | 22 | 48 | 5 | 5 | -- | 54 | 203 | 286 | 5th, Central (14) | Did not qualify |
| 2003-04 | SJ | Roy Sommer | 80 | 37 | 28 | 8 | 7 | -- | 89 | 235 | 220 | 4th, North | Lost Division Semifinals (4-5) |
| 2004-05 | SJ | Roy Sommer | 80 | 35 | 37 | -- | 2 | 6 | 78 | 200 | 226 | 7th, North | Did not qualify |
| 2005-06 | SJ | Roy Sommer | 80 | 27 | 48 | -- | 2 | 3 | 59 | 210 | 302 | 7th, North | Did not qualify |
| | | TOTALS | 400 | 150 | 201 | 20 | 20 | 9 | 349 | 1,071 | 1,302 | | |

Cleveland Monsters

- *Lake Erie Monsters (2007-16)*

| Season | Aff | Head Coach | GP | W | L | T | OTL | SOL | PTS | GF | GA | Finish | Playoff Result (W-L Record) |
|---------|-----|----------------|-----|-----|-----|----|-----|-----|-----|-------|-------|------------------|--------------------------------|
| 2007-08 | COL | Joe Sacco | 80 | 26 | 41 | -- | 6 | 7 | 65 | 209 | 276 | 6th, North | Did not qualify |
| 2008-09 | COL | Joe Sacco | 80 | 34 | 38 | -- | 3 | 5 | 76 | 199 | 218 | 6th, North | Did not qualify |
| 2009-10 | COL | David Quinn | 80 | 34 | 37 | -- | 1 | 8 | 77 | 234 | 257 | 6th, North | Did not qualify |
| 2010-11 | COL | David Quinn | 80 | 44 | 28 | -- | 3 | 5 | 96 | 223 | 206 | 2nd, North | Lost Division Semifinals (3-4) |
| 2011-12 | COL | David Quinn | 76 | 37 | 29 | -- | 3 | 7 | 84 | 189 | 210 | 3rd, North (10) | Did not qualify |
| 2012-13 | COL | Dean Chynoweth | 76 | 35 | 31 | -- | 3 | 7 | 80 | 211 | 220 | 3rd, North (11) | Did not qualify |
| 2013-14 | COL | Dean Chynoweth | 76 | 32 | 33 | -- | 1 | 10 | 75 | 197 | 232 | 4th, North (12) | Did not qualify |
| 2014-15 | COL | Dean Chynoweth | 76 | 35 | 29 | -- | 8 | 4 | 82 | 211 | 240 | 4th, Midwest (9) | Did not qualify |
| 2015-16 | CBJ | Jared Bednar | 76 | 43 | 22 | -- | 6 | 5 | 97 | 211 | 188 | 2nd, Central | Won Calder Cup (15-2) |
| 2016-17 | CBJ | John Madden | 76 | 39 | 29 | -- | 4 | 4 | 86 | 195 | 198 | 5th, Central | Did not qualify |
| 2017-18 | CBJ | John Madden | 76 | 25 | 41 | -- | 7 | 3 | 60 | 190 | 258 | 7th, Central | Did not qualify |
| 2018-19 | CBJ | John Madden | 76 | 37 | 29 | -- | 8 | 2 | 84 | 232 | 234 | 4th, Central | Lost Division Finals (3-5) |
| | | TOTALS | 928 | 421 | 387 | -- | 53 | 67 | 962 | 2,501 | 2,737 | | |

Colorado Eagles

| Season | Aff | Head Coach | GP | W | L | T | OTL | SOL | PTS | GF | GA | Finish | Playoff Result (W-L Record) |
|---------|-----|-------------|----|----|----|----|-----|-----|-----|-----|-----|--------------|--------------------------------|
| 2018-19 | COL | Greg Cronin | 68 | 36 | 27 | -- | 4 | 1 | 77 | 191 | 205 | 4th, Pacific | Lost Division Semifinals (1-3) |
| | | TOTALS | 68 | 36 | 27 | -- | 4 | 1 | 77 | 191 | 205 | | |

Connecticut Whale (SEE HARTFORD WOLF PACK)

NOTE: NHL affiliations listed beginning with 1971-72 season.



All-Time Team Register

Cornwall Aces

| Season | Aff | Head Coach | GP | W | L | T | OTL | SOL | PTS | GF | GA | Finish | Playoff Result (W-L Record) |
|---------|-----|----------------|-----|-----|-----|----|-----|-----|-----|-----|-----|---------------|----------------------------------|
| 1993-94 | QUE | Jacques Martin | 80 | 33 | 36 | 11 | -- | -- | 77 | 294 | 295 | 3rd, Southern | Lost Semifinals (8-5) |
| 1994-95 | QUE | Bob Hartley | 80 | 38 | 33 | 9 | -- | -- | 85 | 236 | 248 | 2nd, Southern | Lost Semifinals (8-7) |
| 1995-96 | COL | Bob Hartley | 80 | 34 | 34 | 7 | 5 | -- | 80 | 249 | 251 | 4th, Central | Lost Conference Semifinals (3-5) |
| TOTALS | | | 240 | 105 | 103 | 27 | 5 | -- | 242 | 779 | 794 | | |

Edmonton Road Runners

- Toronto Roadrunners (2003-04)
- Edmonton Road Runners (2004-05)

| Season | Aff | Head Coach | GP | W | L | T | OTL | SOL | PTS | GF | GA | Finish | Playoff Result (W-L Record) |
|---------|-----|------------|-----|----|----|----|-----|-----|-----|-----|-----|------------|-----------------------------|
| 2003-04 | EDM | Geoff Ward | 80 | 35 | 34 | 8 | 3 | -- | 81 | 219 | 224 | 5th, North | Lost Qualifier (1-2) |
| 2004-05 | EDM | Geoff Ward | 80 | 32 | 33 | -- | 4 | 11 | 79 | 201 | 223 | 6th, North | Did not qualify |
| TOTALS | | | 160 | 67 | 67 | 8 | 7 | 11 | 160 | 420 | 447 | | |

Erie Blades

| Season | Aff | Head Coach | GP | W | L | T | OTL | SOL | PTS | GF | GA | Finish | Playoff Result (W-L Record) |
|---------|---------|-------------|----|----|----|---|-----|-----|-----|-----|-----|---------------|-----------------------------|
| 1981-82 | PIT/BOS | Lou Angotti | 80 | 22 | 52 | 6 | -- | -- | 50 | 317 | 425 | 6th, Southern | Did not qualify |
| TOTALS | | | 80 | 22 | 52 | 6 | -- | -- | 50 | 317 | 425 | | |

Fredericton Express

| Season | Aff | Head Coach | GP | W | L | T | OTL | SOL | PTS | GF | GA | Finish | Playoff Result (W-L Record) |
|---------|---------|--|-----|-----|-----|----|-----|-----|-----|-------|-------|---------------|------------------------------|
| 1981-82 | QUE | Jacques Demers | 80 | 20 | 55 | 5 | -- | -- | 45 | 275 | 408 | 5th, Northern | Did not qualify |
| 1982-83 | QUE/VAN | Jacques Demers | 80 | 45 | 27 | 8 | -- | -- | 98 | 348 | 284 | 1st, Northern | Lost Semifinals (6-6) |
| 1983-84 | QUE/VAN | Earl Jessiman | 80 | 45 | 30 | 5 | -- | -- | 95 | 340 | 262 | 1st, Northern | Lost Semifinals (3-4) |
| 1984-85 | QUE/VAN | Earl Jessiman | 80 | 36 | 36 | 8 | -- | -- | 80 | 279 | 301 | 2nd, Northern | Lost Semifinals (2-4) |
| 1985-86 | QUE/VAN | Andre Savard | 80 | 35 | 37 | 8 | -- | -- | 78 | 319 | 311 | 4th, Northern | Lost Semifinals (2-4) |
| 1986-87 | QUE/VAN | Ron Lapointe | 80 | 32 | 43 | -- | -- | 5 | 69 | 292 | 357 | 6th, Northern | Did not qualify |
| 1987-88 | QUE/VAN | Ron Lapointe, Marc Crawford/Simon Nolet, Blair MacDonald | 80 | 42 | 27 | 8 | 3 | -- | 95 | 370 | 318 | 2nd, Northern | Lost Calder Cup Finals (8-7) |
| TOTALS | | | 560 | 255 | 255 | 42 | 3 | 5 | 560 | 2,223 | 2,241 | | |

Fredericton Canadiens

| Season | Aff | Head Coach | GP | W | L | T | OTL | SOL | PTS | GF | GA | Finish | Playoff Result (W-L Record) |
|---------|-----|------------------|-----|-----|-----|----|-----|-----|-----|-------|-------|---------------|-------------------------------------|
| 1990-91 | MTL | Paulin Bordeleau | 80 | 36 | 35 | 9 | -- | -- | 81 | 295 | 292 | 4th, Northern | Lost Quarterfinals (4-5) |
| 1991-92 | MTL | Paulin Bordeleau | 80 | 43 | 27 | 10 | -- | -- | 96 | 314 | 254 | 1st, Atlantic | Lost Division Semifinals (3-4) |
| 1992-93 | MTL | Paulin Bordeleau | 80 | 38 | 31 | 11 | -- | -- | 87 | 314 | 278 | 2nd, Atlantic | Lost Division Semifinals (1-4) |
| 1993-94 | MTL | Paulin Bordeleau | 80 | 31 | 42 | 7 | -- | -- | 69 | 294 | 296 | 5th, Atlantic | Did not qualify |
| 1994-95 | MTL | Paulin Bordeleau | 80 | 35 | 40 | 5 | -- | -- | 75 | 274 | 288 | 3rd, Atlantic | Lost Calder Cup Finals (10-7) |
| 1995-96 | MTL | Paulin Bordeleau | 80 | 34 | 35 | 11 | 0 | -- | 79 | 307 | 308 | 4th, Atlantic | Lost Conference Semifinals (4-6) |
| 1996-97 | MTL | Paulin Bordeleau | 80 | 26 | 44 | 8 | 2 | -- | 62 | 234 | 283 | 5th, Canadian | Did not qualify |
| 1997-98 | MTL | Michel Therrien | 80 | 33 | 32 | 10 | 5 | -- | 81 | 245 | 244 | 2nd, Atlantic | Lost Conference Quarterfinals (1-3) |
| 1998-99 | MTL | Michel Therrien | 80 | 33 | 36 | 6 | 5 | -- | 77 | 246 | 246 | 3rd, Atlantic | Lost Conference Finals (9-6) |
| TOTALS | | | 720 | 309 | 322 | 77 | 12 | -- | 707 | 2,523 | 2,489 | | |

Grand Rapids Griffins

| Season | Aff | Head Coach | GP | W | L | T | OTL | SOL | PTS | GF | GA | Finish | Playoff Result (W-L Record) |
|---------|-----|---------------------------|-------|-----|-----|----|-----|-----|-------|-------|-------|------------------|-------------------------------------|
| 2001-02 | OTT | Bruce Cassidy | 80 | 42 | 27 | 11 | 0 | -- | 95 | 217 | 178 | 1st, West (2) | Lost Conference Quarterfinals (2-3) |
| 2002-03 | DET | Danton Cole | 80 | 48 | 22 | 8 | 2 | -- | 106 | 240 | 177 | 1st, Central (1) | Lost Conference Finals (10-5) |
| 2003-04 | DET | Danton Cole | 80 | 44 | 28 | 8 | 0 | -- | 96 | 195 | 166 | 2nd, West | Lost Division Semifinals (0-4) |
| 2004-05 | DET | Danton Cole, Greg Ireland | 80 | 41 | 35 | -- | 2 | 2 | 86 | 200 | 200 | 5th, West | Did not qualify |
| 2005-06 | DET | Greg Ireland | 80 | 55 | 20 | -- | 1 | 4 | 115 | 323 | 247 | 1st, North | Lost Conference Finals (8-8) |
| 2006-07 | DET | Greg Ireland | 80 | 37 | 32 | -- | 6 | 5 | 85 | 226 | 244 | 4th, North | Lost Division Semifinals (3-4) |
| 2007-08 | DET | Mike Stothers | 80 | 31 | 41 | -- | 2 | 6 | 70 | 210 | 245 | 5th, North | Did not qualify |
| 2008-09 | DET | Curt Fraser | 80 | 43 | 25 | -- | 6 | 6 | 98 | 255 | 226 | 3rd, North | Lost Division Finals (4-6) |
| 2009-10 | DET | Curt Fraser | 80 | 34 | 39 | -- | 3 | 4 | 75 | 244 | 265 | 7th, North | Did not qualify |
| 2010-11 | DET | Curt Fraser | 80 | 36 | 34 | -- | 2 | 8 | 82 | 227 | 254 | 6th, North | Did not qualify |
| 2011-12 | DET | Curt Fraser | 76 | 33 | 32 | -- | 7 | 4 | 77 | 245 | 249 | 4th, North (13) | Did not qualify |
| 2012-13 | DET | Jeff Blashill | 76 | 42 | 26 | -- | 4 | 4 | 92 | 234 | 205 | 1st, Midwest (3) | Won Calder Cup (15-9) |
| 2013-14 | DET | Jeff Blashill | 76 | 46 | 23 | -- | 2 | 5 | 99 | 238 | 187 | 2nd, Midwest (4) | Lost Conference Semifinals (5-5) |
| 2014-15 | DET | Jeff Blashill | 76 | 46 | 22 | -- | 6 | 2 | 100 | 249 | 185 | 1st, Midwest (2) | Lost Conference Finals (9-7) |
| 2015-16 | DET | Todd Nelson | 76 | 44 | 30 | -- | 1 | 1 | 90 | 238 | 195 | 4th, Central | Lost Division Finals (5-4) |
| 2016-17 | DET | Todd Nelson | 76 | 47 | 23 | -- | 1 | 5 | 100 | 251 | 190 | 2nd, Central | Won Calder Cup (15-4) |
| 2017-18 | DET | Todd Nelson | 76 | 42 | 25 | -- | 2 | 7 | 93 | 237 | 210 | 2nd, Central | Lost Division Semifinals (2-3) |
| 2018-19 | DET | Ben Simon | 76 | 38 | 27 | -- | 7 | 4 | 87 | 217 | 222 | 4th, Central | Lost Division Semifinals (2-3) |
| TOTALS | | | 1,408 | 749 | 511 | 27 | 54 | 67 | 1,646 | 4,246 | 3,845 | | |

Halifax Citadels

| Season | Aff | Head Coach | GP | W | L | T | OTL | SOL | PTS | GF | GA | Finish | Playoff Result (W-L Record) |
|---------|-----|---|-----|-----|-----|----|-----|-----|-----|-------|-------|---------------|-----------------------------|
| 1988-89 | QUE | Doug Carpenter | 80 | 42 | 30 | 8 | -- | -- | 92 | 345 | 300 | 2nd, Northern | Lost Quarterfinals (0-4) |
| 1989-90 | QUE | Robbie Fforeck, Dave Pichette, Paulin Bordeleau | 80 | 37 | 37 | 6 | -- | -- | 80 | 317 | 300 | 4th, Northern | Lost Quarterfinals (2-4) |
| 1990-91 | QUE | Clement Jodoin | 80 | 33 | 35 | 12 | -- | -- | 78 | 338 | 340 | 6th, Northern | Did not qualify |
| 1991-92 | QUE | Clement Jodoin | 80 | 25 | 38 | 17 | -- | -- | 67 | 280 | 324 | 5th, Atlantic | Did not qualify |
| 1992-93 | QUE | Doug Carpenter | 80 | 33 | 37 | 10 | -- | -- | 76 | 312 | 348 | 5th, Atlantic | Did not qualify |
| TOTALS | | | 400 | 170 | 177 | 53 | -- | -- | 393 | 1,592 | 1,612 | | |



NOTE: NHL affiliations listed beginning with 1971-72 season.

All-Time Team Register

Hamilton Canucks

| Season | Aff | Head Coach | GP | W | L | T | OTL | SOL | PTS | GF | GA | Finish | Playoff Result (W-L Record) |
|---------------|-----|-----------------|------------|-----------|-----------|-----------|-----------|-----------|------------|------------|------------|---------------|--------------------------------|
| 1992-93 | VAN | Jack McIlhargey | 80 | 29 | 45 | 6 | -- | -- | 64 | 284 | 327 | 6th, Southern | Did not qualify |
| 1993-94 | VAN | Jack McIlhargey | 80 | 36 | 37 | 7 | -- | -- | 79 | 302 | 305 | 2nd, Southern | Lost Division Semifinals (0-4) |
| TOTALS | | | 160 | 65 | 82 | 13 | -- | -- | 143 | 586 | 632 | | |

Hamilton Bulldogs

| Season | Aff | Head Coach | GP | W | L | T | OTL | SOL | PTS | GF | GA | Finish | Playoff Result (W-L Record) |
|----------------|------------|---------------------------|--------------|------------|------------|-----------|-----------|-----------|--------------|--------------|--------------|-------------------|----------------------------------|
| 1996-97 | EDM | Lorne Molleken | 80 | 28 | 39 | 9 | 4 | -- | 69 | 220 | 276 | 3rd, Canadian | Lost Calder Cup Finals (12-10) |
| 1997-98 | EDM | Lorne Molleken | 80 | 36 | 22 | 17 | 5 | -- | 94 | 264 | 242 | 2nd, Empire | Lost Conference Semifinals (3-6) |
| 1998-99 | EDM | Walt Kyle | 80 | 40 | 29 | 7 | 4 | -- | 91 | 229 | 206 | 3rd, Empire | Lost Conference Semifinals (5-6) |
| 1999-2000 | EDM | Walt Kyle | 80 | 27 | 34 | 13 | 6 | -- | 73 | 225 | 262 | 3rd, Empire | Lost Conference Semifinals (5-5) |
| 2000-01 | EDM | Claude Julien | 80 | 28 | 41 | 6 | 5 | -- | 67 | 227 | 281 | 4th, Canadian | Did not qualify |
| 2001-02 | EDM | Claude Julien | 80 | 37 | 30 | 10 | 3 | -- | 87 | 247 | 205 | 2nd, Canadian (6) | Lost Conference Finals (10-5) |
| 2002-03 | MTL/EDM | Claude Julien, Geoff Ward | 80 | 49 | 19 | 8 | 4 | -- | 110 | 279 | 191 | 1st, Canadian (1) | Lost Calder Cup Finals (14-9) |
| 2003-04 | MTL | Doug Jarvis | 80 | 41 | 25 | 10 | 4 | -- | 96 | 235 | 191 | 1st, North | Lost Division Finals (4-6) |
| 2004-05 | MTL | Doug Jarvis | 80 | 38 | 29 | -- | 7 | 6 | 89 | 225 | 210 | 4th, North | Lost Division Semifinals (0-4) |
| 2005-06 | MTL | Don Lever | 80 | 35 | 41 | -- | 0 | 4 | 74 | 225 | 251 | 6th, North | Did not qualify |
| 2006-07 | MTL | Don Lever | 80 | 43 | 28 | -- | 3 | 6 | 95 | 243 | 208 | 3rd, North | Won Calder Cup (16-6) |
| 2007-08 | MTL | Don Lever | 80 | 36 | 34 | -- | 3 | 7 | 82 | 208 | 235 | 4th, North | Did not qualify |
| 2008-09 | MTL | Don Lever, Ron Wilson | 80 | 49 | 27 | -- | 4 | 0 | 102 | 263 | 201 | 2nd, North | Lost Division Semifinals (2-4) |
| 2009-10 | MTL | Guy Boucher | 80 | 52 | 17 | -- | 3 | 8 | 115 | 271 | 182 | 1st, North | Lost Conference Finals (11-8) |
| 2010-11 | MTL | Randy Cunneyworth | 80 | 44 | 27 | -- | 2 | 7 | 97 | 226 | 193 | 1st, North | Lost Conference Finals (11-9) |
| 2011-12 | MTL | Clement Jodoin | 76 | 34 | 35 | -- | 2 | 5 | 75 | 185 | 226 | 5th, North (14) | Did not qualify |
| 2012-13 | MTL | Sylvain Lefebvre | 76 | 29 | 41 | -- | 1 | 5 | 64 | 159 | 228 | 5th, North (15) | Did not qualify |
| 2013-14 | MTL | Sylvain Lefebvre | 76 | 33 | 35 | -- | 1 | 7 | 74 | 182 | 224 | 5th, North (13) | Did not qualify |
| 2014-15 | MTL | Sylvain Lefebvre | 76 | 34 | 29 | -- | 12 | 1 | 81 | 201 | 208 | 3rd, North (10) | Did not qualify |
| TOTALS | | | 1,504 | 713 | 582 | 80 | 73 | 56 | 1,635 | 4,314 | 4,220 | | |

Hampton Gulls

| Season | Aff | Head Coach | GP | W | L | T | OTL | SOL | PTS | GF | GA | Finish | Playoff Result (W-L Record) |
|---------------|-----|-------------|-----------|-----------|-----------|----------|-----------|-----------|-----------|------------|------------|--------|-----------------------------|
| *1977-78 | -- | John Brophy | 46 | 15 | 28 | 3 | -- | -- | 33 | 142 | 171 | -- | -- |
| TOTALS | | | 46 | 15 | 28 | 3 | -- | -- | 33 | 142 | 171 | | |

*team withdrew, Feb. 10, 1978

Hartford Wolf Pack

• *Hartford Wolf Pack (1997-2010, 2013-)*

• *Connecticut Whale (2010-13)*

| Season | Aff | Head Coach | GP | W | L | T | OTL | SOL | PTS | GF | GA | Finish | Playoff Result (W-L Record) |
|------------------|------------|---------------------|--------------|------------|------------|-----------|-----------|-----------|--------------|--------------|--------------|-------------------------|-------------------------------------|
| 1997-98 | NYR | E.J. McGuire | 80 | 43 | 24 | 12 | 1 | -- | 99 | 272 | 227 | 2nd, New England | Lost Conference Finals (8-7) |
| 1998-99 | NYR | E.J. McGuire | 80 | 38 | 31 | 5 | 6 | -- | 87 | 256 | 256 | 2nd, New England | Lost Conference Semifinals (3-4) |
| 1999-2000 | NYR | John Paddock | 80 | 49 | 22 | 7 | 2 | -- | 107 | 249 | 198 | 1st, New England | Won Calder Cup (15-8) |
| 2000-01 | NYR | John Paddock | 80 | 40 | 26 | 8 | 6 | -- | 94 | 263 | 247 | 2nd, New England | Lost Conference Quarterfinals (2-3) |
| 2001-02 | NYR | John Paddock | 80 | 41 | 26 | 10 | 3 | -- | 95 | 249 | 243 | 2nd, East (4) | Lost Conference Semifinals (4-6) |
| 2002-03 | NYR | Ryan McGill | 80 | 33 | 27 | 12 | 8 | -- | 86 | 255 | 236 | 3rd, East (7) | Lost Qualifying Series (0-2) |
| 2003-04 | NYR | Ryan McGill | 80 | 44 | 22 | 12 | 2 | -- | 102 | 198 | 153 | 1st, Atlantic | Lost Conference Finals (11-5) |
| 2004-05 | NYR | Ryan McGill | 80 | 50 | 24 | -- | 3 | 3 | 106 | 206 | 160 | 2nd, Atlantic | Lost Division Semifinals (2-4) |
| 2005-06 | NYR | Jim Schoenfeld | 80 | 48 | 24 | -- | 2 | 6 | 104 | 292 | 241 | 2nd, Atlantic | Lost Division Finals (6-7) |
| 2006-07 | NYR | Jim Schoenfeld | 80 | 47 | 29 | -- | 3 | 1 | 98 | 231 | 201 | 2nd, Atlantic | Lost Division Semifinals (3-4) |
| 2007-08 | NYR | Ken Gernander | 80 | 50 | 20 | -- | 2 | 8 | 110 | 266 | 198 | 2nd, Atlantic | Lost Division Semifinals (1-4) |
| 2008-09 | NYR | Ken Gernander | 80 | 46 | 27 | -- | 3 | 4 | 99 | 243 | 216 | 1st, Atlantic | Lost Division Semifinals (2-4) |
| 2009-10 | NYR | Ken Gernander | 80 | 36 | 33 | -- | 6 | 5 | 83 | 231 | 251 | 6th, Atlantic | Did not qualify |
| *2010-11 | NYR | Ken Gernander | 80 | 40 | 32 | -- | 2 | 6 | 88 | 221 | 223 | 3rd, Atlantic | Lost Division Semifinals (2-4) |
| 2011-12 | NYR | Ken Gernander | 76 | 36 | 26 | -- | 7 | 7 | 86 | 210 | 208 | 2nd, Northeast (6) | Lost Conference Semifinals (5-4) |
| 2012-13 | NYR | Ken Gernander | 76 | 35 | 32 | -- | 6 | 3 | 79 | 213 | 222 | 2nd, Northeast (9) | Did not qualify |
| 2013-14 | NYR | Ken Gernander | 76 | 37 | 32 | -- | 1 | 6 | 81 | 202 | 220 | 3rd, Northeast (10) | Did not qualify |
| 2014-15 | NYR | Ken Gernander | 76 | 43 | 24 | -- | 5 | 4 | 95 | 221 | 214 | 1st, Northeast (3) | Lost Conference Finals (7-8) |
| 2015-16 | NYR | Ken Gernander | 76 | 41 | 32 | -- | 3 | 0 | 85 | 202 | 199 | 6th, Atlantic | Did not qualify |
| 2016-17 | NYR | Ken Gernander | 76 | 24 | 46 | -- | 4 | 2 | 54 | 194 | 280 | 7th, Atlantic | Did not qualify |
| 2017-18 | NYR | Keith McCambridge | 76 | 34 | 33 | -- | 6 | 3 | 77 | 208 | 252 | 6th, Atlantic | Did not qualify |
| 2018-19 | NYR | Keith McCambridge | 76 | 29 | 36 | -- | 7 | 4 | 69 | 209 | 266 | 8th, Atlantic | Did not qualify |
| TOTALS | | | 1,728 | 884 | 628 | 66 | 88 | 62 | 1,984 | 5,091 | 4,911 | | |

* changed name to Connecticut Whale, Nov. 27, 2010

All-Time Team Register

Hershey Bears

| Season | Aff | Head Coach | GP | W | L | T | OTL | SOL | PTS | GF | GA | Finish | Playoff Result (W-L Record) |
|-----------|---------|---|-----------|-----------|-----------|-----------|----------|-----------|------------|------------|------------|--------------------------|-------------------------------------|
| 1938-39 | | Herb Mitchell | 54 | 31 | 18 | 5 | -- | -- | 67 | 140 | 110 | 1st, Western | Lost Semifinals (2-3) |
| 1939-40 | | Herb Mitchell | 56 | 27 | 24 | 5 | -- | -- | 59 | 154 | 156 | 3rd, Western | Lost Semifinals (3-3) |
| 1940-41 | | Herb Mitchell | 56 | 24 | 23 | 9 | -- | -- | 57 | 193 | 189 | 2nd, Western | Lost Calder Cup Finals (6-4) |
| 1941-42 | | Ralph "Cooney" Weiland | 56 | 33 | 17 | 6 | -- | -- | 72 | 207 | 169 | 2nd, Western | Lost Calder Cup Finals (6-4) |
| 1942-43 | | Ralph "Cooney" Weiland | 56 | 35 | 13 | 8 | -- | -- | 78 | 240 | 166 | 1st | Lost Semifinals (2-4) |
| 1943-44 | | Ralph "Cooney" Weiland | 54 | 30 | 16 | 8 | -- | -- | 68 | 181 | 133 | 1st, Eastern | Lost Semifinals (3-4) |
| 1944-45 | | Ralph "Cooney" Weiland | 60 | 28 | 24 | 8 | -- | -- | 64 | 197 | 186 | 2nd, Eastern | Lost Calder Cup Finals (6-5) |
| 1945-46 | | Don Penniston | 62 | 26 | 26 | 10 | -- | -- | 62 | 213 | 221 | 2nd, Eastern | Lost Quarterfinals (1-2) |
| 1946-47 | | Don Penniston | 64 | 36 | 16 | 12 | -- | -- | 84 | 276 | 174 | 1st, Eastern | Won Calder Cup (8-3) |
| 1947-48 | | Don Penniston | 68 | 25 | 30 | 13 | -- | -- | 63 | 240 | 273 | 3rd, Eastern | Lost Quarterfinals (0-2) |
| 1948-49 | | Don Penniston | 68 | 28 | 35 | 5 | -- | -- | 61 | 256 | 261 | 2nd, Eastern | Lost Calder Cup Finals (7-4) |
| 1949-50 | | Don Penniston | 70 | 21 | 39 | 10 | -- | -- | 52 | 229 | 310 | 5th, Eastern | Did not qualify |
| 1950-51 | | Johnny Crawford | 70 | 38 | 28 | 4 | -- | -- | 80 | 256 | 242 | 2nd, Eastern | Lost Semifinals (3-3) |
| 1951-52 | | Johnny Crawford | 68 | 35 | 28 | 5 | -- | -- | 75 | 256 | 215 | 1st, Eastern | Lost Semifinals (1-4) |
| 1952-53 | | Murray Henderson | 64 | 31 | 32 | 1 | -- | -- | 63 | 208 | 217 | 4th | Lost Semifinals (0-3) |
| 1953-54 | | Murray Henderson | 70 | 37 | 29 | 4 | -- | -- | 78 | 274 | 243 | 2nd | Lost Calder Cup Finals (5-6) |
| 1954-55 | | Murray Henderson | 64 | 29 | 28 | 7 | -- | -- | 65 | 217 | 225 | 5th | Did not qualify |
| 1955-56 | | Murray Henderson | 64 | 19 | 39 | 6 | -- | -- | 44 | 218 | 271 | 5th | Did not qualify |
| 1956-57 | | Frank Mathers | 64 | 32 | 28 | 4 | -- | -- | 68 | 223 | 237 | 4th | Lost Semifinals (3-4) |
| 1957-58 | | Frank Mathers | 70 | 39 | 24 | 7 | -- | -- | 85 | 241 | 198 | 1st | Won Calder Cup (8-3) |
| 1958-59 | | Frank Mathers | 70 | 32 | 32 | 6 | -- | -- | 70 | 200 | 202 | 4th | Won Calder Cup (8-5) |
| 1959-60 | | Frank Mathers | 72 | 28 | 37 | 7 | -- | -- | 63 | 226 | 238 | 6th | Did not qualify |
| 1960-61 | | Frank Mathers | 72 | 36 | 32 | 4 | -- | -- | 76 | 218 | 210 | 2nd | Lost Calder Cup Finals (4-4) |
| 1961-62 | | Frank Mathers | 70 | 37 | 28 | 5 | -- | -- | 79 | 236 | 213 | 2nd, Eastern | Lost Semifinals (3-4) |
| 1962-63 | | Frank Mathers | 72 | 36 | 28 | 8 | -- | -- | 80 | 262 | 231 | 2nd, Eastern | Lost Calder Cup Finals (8-7) |
| 1963-64 | | Frank Mathers | 72 | 36 | 31 | 5 | -- | -- | 77 | 236 | 249 | 2nd, Eastern | Lost Semifinals (2-4) |
| 1964-65 | | Frank Mathers | 72 | 36 | 32 | 4 | -- | -- | 76 | 246 | 243 | 2nd, Eastern | Lost Calder Cup Finals (7-8) |
| 1965-66 | | Frank Mathers | 72 | 37 | 30 | 5 | -- | -- | 79 | 268 | 232 | 2nd, Eastern | Lost Quarterfinals (0-3) |
| 1966-67 | | Frank Mathers | 72 | 38 | 24 | 10 | -- | -- | 86 | 273 | 216 | 1st, Eastern | Lost Semifinals (1-4) |
| 1967-68 | | Frank Mathers | 72 | 34 | 30 | 8 | -- | -- | 76 | 276 | 248 | 1st, Eastern | Lost Semifinals (1-4) |
| 1968-69 | | Frank Mathers | 74 | 41 | 27 | 6 | -- | -- | 88 | 307 | 234 | 1st, Eastern | Won Calder Cup (8-3) |
| 1969-70 | | Frank Mathers | 72 | 28 | 28 | 16 | -- | -- | 72 | 247 | 249 | 2nd, Western | Lost Quarterfinals (3-4) |
| 1970-71 | | Frank Mathers | 72 | 31 | 31 | 10 | -- | -- | 72 | 238 | 212 | 3rd, Western | Lost Quarterfinals (1-3) |
| 1971-72 | PIT | Frank Mathers | 76 | 33 | 30 | 13 | -- | -- | 79 | 266 | 253 | 2nd, Western | Lost Quarterfinals (0-4) |
| 1972-73 | PIT | Frank Mathers | 76 | 42 | 23 | 11 | -- | -- | 95 | 326 | 231 | 2nd, Western | Lost Quarterfinals (3-4) |
| 1973-74 | PIT | Chuck Hamilton | 76 | 39 | 23 | 14 | -- | -- | 92 | 320 | 241 | 2nd, Southern | Won Calder Cup (12-2) |
| 1974-75 | PIT/BUF | Chuck Hamilton | 75 | 27 | 38 | 10 | -- | -- | 64 | 259 | 303 | 3rd, Southern | Lost Semifinals (5-7) |
| 1975-76 | PIT/BUF | Chuck Hamilton | 76 | 39 | 31 | 6 | -- | -- | 84 | 304 | 275 | 1st, Southern | Lost Calder Cup Finals (5-5) |
| 1976-77 | PIT/BUF | Chuck Hamilton | 80 | 36 | 38 | 6 | -- | -- | 78 | 282 | 293 | 4th | Lost Semifinals (2-4) |
| 1977-78 | BUF/WSH | Chuck Hamilton | 81 | 27 | 44 | 10 | -- | -- | 64 | 281 | 324 | 4th, Southern | Did not qualify |
| 1978-79 | BUF/WSH | Chuck Hamilton, Fred Stanfield | 79 | 35 | 36 | 8 | -- | -- | 78 | 311 | 324 | 2nd, Southern | Lost Quarterfinals (1-3) |
| 1979-80 | WSH | Gary Green, Doug Gibson | 80 | 35 | 39 | 6 | -- | -- | 76 | 289 | 273 | 2nd, Southern | Won Calder Cup (12-4) |
| 1980-81 | WSH | Bryan Murray | 80 | 47 | 24 | 9 | -- | -- | 103 | 357 | 299 | 1st, Southern | Lost Semifinals (6-4) |
| 1981-82 | WSH | Bryan Murray, Gary Inness | 80 | 36 | 38 | 6 | -- | -- | 78 | 316 | 347 | 4th, Southern | Lost Quarterfinals (2-3) |
| 1982-83 | WSH | Gary Inness | 80 | 40 | 35 | 5 | -- | -- | 85 | 313 | 308 | 2nd, Southern | Lost Quarterfinals (1-4) |
| 1983-84 | BOS/WSH | Gary Inness | 80 | 28 | 42 | 10 | -- | -- | 66 | 320 | 384 | 7th, Southern | Did not qualify |
| 1984-85 | PHI/BOS | Gary Inness, Frank Mathers, Bill Barber | 80 | 26 | 43 | 11 | -- | -- | 63 | 315 | 339 | 6th, Southern | Did not qualify |
| 1985-86 | PHI | John Paddock | 80 | 48 | 29 | 3 | -- | -- | 99 | 346 | 292 | 1st, Southern | Lost Calder Cup Finals (10-8) |
| 1986-87 | PHI | John Paddock | 80 | 43 | 36 | -- | -- | 1 | 87 | 329 | 309 | 4th, Southern | Lost Quarterfinals (1-4) |
| 1987-88 | PHI | John Paddock | 80 | 50 | 25 | 3 | 2 | -- | 105 | 343 | 256 | 1st, Southern | Won Calder Cup (12-0) |
| 1988-89 | PHI | John Paddock | 80 | 40 | 30 | 10 | -- | -- | 90 | 361 | 309 | 2nd, Southern | Lost Semifinals (7-5) |
| 1989-90 | PHI | Kevin McCarthy | 80 | 32 | 38 | 10 | -- | -- | 74 | 298 | 296 | 6th, Southern | Did not qualify |
| 1990-91 | PHI | Mike Eaves | 80 | 33 | 35 | 12 | -- | -- | 78 | 313 | 324 | 4th, Southern | Lost Quarterfinals (2-5) |
| 1991-92 | PHI | Mike Eaves | 80 | 36 | 33 | 11 | -- | -- | 83 | 313 | 337 | 3rd, Southern | Lost Division Semifinals (2-4) |
| 1992-93 | PHI | Mike Eaves | 80 | 27 | 41 | 12 | -- | -- | 66 | 316 | 339 | 5th, Southern | Did not qualify |
| 1993-94 | PHI | Jay Leach | 80 | 38 | 31 | 11 | -- | -- | 87 | 306 | 298 | 1st, Southern | Lost Division Finals (7-4) |
| 1994-95 | PHI | Jay Leach | 80 | 34 | 36 | 10 | -- | -- | 78 | 275 | 300 | 3rd, Southern | Lost Division Semifinals (2-4) |
| 1995-96 | PHI | Jay Leach, Bill Barber | 80 | 36 | 30 | 11 | 3 | -- | 86 | 301 | 287 | 2nd, Southern | Lost Division Semifinals (2-3) |
| 1996-97 | COL | Bob Hartley | 80 | 43 | 22 | 10 | 5 | -- | 101 | 273 | 220 | 2nd, Mid-Atlantic | Won Calder Cup (15-8) |
| 1997-98 | COL | Bob Hartley | 80 | 36 | 31 | 7 | 6 | -- | 85 | 238 | 235 | 2nd, Mid-Atlantic | Lost Conference Semifinals (3-4) |
| 1998-99 | COL | Mike Foligno | 80 | 37 | 32 | 10 | 1 | -- | 85 | 242 | 224 | 3rd, Mid-Atlantic | Lost Conference Quarterfinals (2-3) |
| 1999-2000 | COL | Mike Foligno | 80 | 43 | 29 | 5 | 3 | -- | 94 | 297 | 267 | 2nd, Mid-Atlantic | Lost Conference Finals (7-7) |
| 2000-01 | COL | Mike Foligno | 80 | 34 | 39 | 4 | 3 | -- | 75 | 216 | 234 | 5th, Mid-Atlantic | Lost Conference Finals (7-5) |
| 2001-02 | COL | Mike Foligno | 80 | 36 | 27 | 11 | 6 | -- | 89 | 200 | 193 | 2nd, South (6) | Lost Conference Semifinals (3-5) |
| 2002-03 | COL | Mike Foligno | 80 | 36 | 27 | 14 | 3 | -- | 89 | 217 | 209 | 2nd, South (5) | Lost Conference Quarterfinals (2-3) |
| 2003-04 | COL | Paul Fixter | 80 | 33 | 34 | 8 | 5 | -- | *78 | 203 | 218 | 6th, East | Did not qualify |
| 2004-05 | COL | Paul Fixter | 80 | 39 | 37 | -- | 2 | 2 | 82 | 207 | 226 | 5th, East | Did not qualify |
| 2005-06 | WSH | Bruce Boudreau | 80 | 44 | 21 | -- | 5 | 10 | 103 | 262 | 234 | 2nd, East | Won Calder Cup (16-5) |
| 2006-07 | WSH | Bruce Boudreau | 80 | 51 | 17 | -- | 6 | 6 | 114 | 305 | 219 | 1st, East | Lost Calder Cup Finals (13-6) |
| 2007-08 | WSH | Bruce Boudreau, Bob Woods | 80 | 42 | 30 | -- | 2 | 6 | 92 | 253 | 247 | 4th, East | Lost Division Semifinals (1-4) |
| 2008-09 | WSH | Bob Woods | 80 | 49 | 23 | -- | 2 | 6 | 106 | 296 | 240 | 1st, East | Won Calder Cup (16-6) |
| 2009-10 | WSH | Mark French | 80 | 60 | 17 | -- | 0 | 3 | 123 | 342 | 198 | 1st, East | Won Calder Cup (16-5) |
| 2010-11 | WSH | Mark French | 80 | 46 | 26 | -- | 3 | 5 | 100 | 255 | 214 | 2nd, East | Lost Division Semifinals (2-4) |
| 2011-12 | WSH | Mark French | 76 | 38 | 26 | -- | 4 | 8 | 88 | 244 | 225 | 3rd, East (5) | Lost Conference Quarterfinals (2-3) |
| 2012-13 | WSH | Mark French/Adam Oates, Mark French | 76 | 36 | 31 | -- | 3 | 6 | 81 | 204 | 196 | 4th, East (8) | Lost Conference Quarterfinals (2-3) |
| 2013-14 | WSH | Mike Haviland | 76 | 39 | 27 | -- | 5 | 5 | 88 | 221 | 213 | 4th, East (9) | Did not qualify |
| 2014-15 | WSH | Troy Mann | 76 | 46 | 22 | -- | 5 | 3 | 100 | 218 | 181 | 1st, East (2) | Lost Conference Semifinals (5-5) |
| 2015-16 | WSH | Troy Mann | 76 | 43 | 21 | -- | 5 | 7 | 98 | 259 | 220 | 1st, Atlantic | Lost Calder Cup Finals (11-10) |
| 2016-17 | WSH | Troy Mann | 76 | 43 | 22 | -- | 8 | 3 | 97 | 252 | 211 | 3rd, Atlantic | Lost Division Finals (6-6) |
| 2017-18 | WSH | Troy Mann | 76 | 30 | 37 | -- | 4 | 5 | 69 | 201 | 249 | 8th, Atlantic | Did not qualify |
| 2018-19 | WSH | Spencer Carbery | 76 | 43 | 25 | -- | 4 | 4 | 94 | 211 | 215 | 3rd, Atlantic | Lost Division Finals (3-6) |
| TOTALS | | | 5,979 | 2,908 | 2,378 | 518 | 95 | 80 | 6,508 | 21,028 | 19,802 | | |

*Hershey was not awarded point for OTL, 4/11/04 vs. Philadelphia

NOTE: NHL affiliations listed beginning with 1971-72 season.



All-Time Team Register

Houston Aeros

| Season | Aff | Head Coach | GP | W | L | T | OTL | SOL | PTS | GF | GA | Finish | Playoff Result (W-L Record) |
|---------|-----|-------------------|-----|-----|-----|----|-----|-----|-------|-------|-------|----------------|-------------------------------------|
| 2001-02 | MIN | Todd McLellan | 80 | 39 | 26 | 10 | 5 | -- | 93 | 234 | 232 | 2nd, West (4) | Lost Conference Finals (8-6) |
| 2002-03 | MIN | Todd McLellan | 80 | 47 | 23 | 7 | 3 | -- | 104 | 266 | 222 | 1st, West (2) | Won Calder Cup (15-8) |
| 2003-04 | MIN | Todd McLellan | 80 | 28 | 34 | 14 | 4 | -- | 74 | 197 | 220 | 4th, West | Lost Qualifying Series (0-2) |
| 2004-05 | MIN | Todd McLellan | 80 | 40 | 28 | -- | 6 | 6 | 92 | 212 | 195 | 4th, West | Lost Division Semifinals (1-4) |
| 2005-06 | MIN | Rob Daum | 80 | 50 | 24 | -- | 3 | 3 | 106 | 285 | 242 | 2nd, West | Lost Division Finals (4-4) |
| 2006-07 | MIN | Rob Daum | 80 | 27 | 43 | -- | 4 | 6 | 64 | 205 | 269 | 7th, West | Did not qualify |
| 2007-08 | MIN | Kevin Constantine | 80 | 45 | 29 | -- | 2 | 4 | 96 | 206 | 183 | 3rd, West | Lost Division Semifinals (1-4) |
| 2008-09 | MIN | Kevin Constantine | 80 | 38 | 31 | -- | 2 | 9 | 87 | 218 | 230 | 3rd, West | Lost Conference Finals (10-10) |
| 2009-10 | MIN | Kevin Constantine | 80 | 34 | 34 | -- | 7 | 5 | 80 | 206 | 224 | 7th, West | Did not qualify |
| 2010-11 | MIN | Mike Yeo | 80 | 46 | 28 | -- | 1 | 5 | 98 | 240 | 212 | 2nd, West | Lost Calder Cup Finals (14-10) |
| 2011-12 | MIN | John Torchetti | 76 | 35 | 25 | -- | 5 | 11 | 86 | 202 | 206 | 4th, West (8) | Lost Conference Quarterfinals (1-3) |
| 2012-13 | MIN | John Torchetti | 76 | 40 | 26 | -- | 5 | 5 | 90 | 212 | 199 | 4th, South (6) | Lost Conference Quarterfinals (2-3) |
| TOTALS | | | 952 | 469 | 351 | 31 | 47 | 54 | 1,070 | 2,683 | 2,634 | | |

Indianapolis Capitals

| Season | Aff | Head Coach | GP | W | L | T | OTL | SOL | PTS | GF | GA | Finish | Playoff Result (W-L Record) |
|---------|-----|----------------------------|-----|-----|-----|-----|-----|-----|-----|-------|-------|--------------|------------------------------|
| 1939-40 | | Herb Lewis | 56 | 26 | 20 | 10 | -- | -- | 62 | 174 | 144 | 1st, Western | Lost Semifinals (2-3) |
| 1940-41 | | Herb Lewis | 56 | 17 | 28 | 11 | -- | -- | 45 | 133 | 168 | 5th, Western | Did not qualify |
| 1941-42 | | Herb Lewis | 56 | 34 | 15 | 7 | -- | -- | 75 | 204 | 144 | 1st, Western | Won Calder Cup (6-4) |
| 1942-43 | | Herb Lewis | 56 | 29 | 23 | 4 | -- | -- | 62 | 211 | 181 | 3rd | Lost Calder Cup Finals (4-3) |
| 1943-44 | | John Sorrell | 54 | 20 | 18 | 16 | -- | -- | 56 | 156 | 156 | 2nd, Western | Lost Semifinals (1-4) |
| 1944-45 | | John Sorrell | 60 | 25 | 24 | 11 | -- | -- | 61 | 169 | 167 | 2nd, Western | Lost Semifinals (1-4) |
| 1945-46 | | John Sorrell, Earl Seibert | 62 | 33 | 20 | 9 | -- | -- | 75 | 286 | 238 | 1st, Western | Lost Semifinals (1-4) |
| 1946-47 | | Tommy Ivan | 64 | 33 | 18 | 13 | -- | -- | 79 | 285 | 215 | 4th, Western | Did not qualify |
| 1947-48 | | John Mowers | 68 | 32 | 30 | 6 | -- | -- | 70 | 293 | 260 | 4th, Western | Did not qualify |
| 1948-49 | | Ott Heller | 68 | 39 | 17 | 12 | -- | -- | 90 | 288 | 209 | 2nd, Western | Lost Quarterfinals (0-2) |
| 1949-50 | | Ott Heller | 70 | 35 | 24 | 11 | -- | -- | 81 | 267 | 231 | 2nd, Western | Won Calder Cup (8-0) |
| 1950-51 | | Ott Heller | 70 | 38 | 29 | 3 | -- | -- | 79 | 287 | 255 | 2nd, Western | Lost Quarterfinals (0-3) |
| 1951-52 | | Ott Heller | 68 | 22 | 40 | 6 | -- | -- | 50 | 232 | 273 | 5th, Western | Did not qualify |
| TOTALS | | | 808 | 383 | 306 | 119 | -- | -- | 885 | 2,985 | 2,641 | | |

Iowa Stars

| Season | Aff | Head Coach | GP | W | L | T | OTL | SOL | PTS | GF | GA | Finish | Playoff Result (W-L Record) |
|---------|-----|--------------|-----|-----|-----|----|-----|-----|-----|-----|-----|-----------|--------------------------------|
| 2005-06 | DAL | Dave Allison | 80 | 41 | 31 | -- | 1 | 7 | 90 | 238 | 228 | 4th, West | Lost Division Semifinals (3-4) |
| 2006-07 | DAL | Dave Allison | 80 | 42 | 34 | -- | 3 | 1 | 88 | 221 | 231 | 4th, West | Lost Division Finals (6-6) |
| 2007-08 | DAL | Dave Allison | 80 | 35 | 37 | -- | 5 | 3 | 78 | 217 | 255 | 8th, West | Did not qualify |
| TOTALS | | | 240 | 118 | 102 | -- | 9 | 11 | 256 | 676 | 714 | | |

Iowa Chops

| Season | Aff | Head Coach | GP | W | L | T | OTL | SOL | PTS | GF | GA | Finish | Playoff Result (W-L Record) |
|---------|-----|-------------|----|----|----|----|-----|-----|-----|-----|-----|-----------|-----------------------------|
| 2008-09 | ANA | Gord Dineen | 80 | 33 | 33 | -- | 4 | 10 | 80 | 209 | 260 | 7th, West | Did not qualify |
| TOTALS | | | 80 | 33 | 33 | -- | 4 | 10 | 80 | 209 | 260 | | |

Iowa Wild

| Season | Aff | Head Coach | GP | W | L | T | OTL | SOL | PTS | GF | GA | Finish | Playoff Result (W-L Record) |
|---------|-----|-----------------------------------|-----|-----|-----|----|-----|-----|-----|-------|-------|-------------------|-----------------------------|
| 2013-14 | MIN | Kurt Kleinendorst | 76 | 27 | 36 | -- | 7 | 6 | 67 | 169 | 235 | 5th, Midwest (15) | Did not qualify |
| 2014-15 | MIN | Kurt Kleinendorst, John Torchetti | 76 | 23 | 49 | -- | 2 | 2 | 50 | 172 | 245 | 5th, West (15) | Did not qualify |
| 2015-16 | MIN | John Torchetti, David Cunniff | 76 | 24 | 41 | -- | 5 | 6 | 59 | 169 | 225 | 8th, Central | Did not qualify |
| 2016-17 | MIN | Derek Lalonde | 76 | 36 | 31 | -- | 7 | 2 | 81 | 182 | 196 | 6th, Central | Did not qualify |
| 2017-18 | MIN | Derek Lalonde | 76 | 33 | 27 | -- | 10 | 6 | 82 | 232 | 246 | 5th, Central | Did not qualify |
| 2018-19 | MIN | Tim Army | 76 | 37 | 26 | -- | 8 | 5 | 87 | 242 | 230 | 3rd, Central | Lost Division Finals (5-6) |
| TOTALS | | | 456 | 180 | 210 | -- | 39 | 27 | 426 | 1,166 | 1,377 | | |

Jacksonville Barons (SEE CLEVELAND BARONS (I))

Kentucky Thoroughblades

| Season | Aff | Head Coach | GP | W | L | T | OTL | SOL | PTS | GF | GA | Finish | Playoff Result (W-L Record) |
|-----------|--------|------------|-----|-----|-----|----|-----|-----|-----|-------|-------|-------------------|-------------------------------------|
| 1996-97 | SJ/NYI | Jim Wiley | 80 | 36 | 35 | 9 | 0 | -- | 81 | 278 | 284 | 3rd, Mid-Atlantic | Lost Conference Quarterfinals (1-3) |
| 1997-98 | SJ/NYI | Jim Wiley | 80 | 29 | 39 | 9 | 3 | -- | 70 | 241 | 278 | 3rd, Mid-Atlantic | Lost Conference Quarterfinals (0-3) |
| 1998-99 | SJ/FLA | Roy Sommer | 80 | 44 | 26 | 7 | 3 | -- | 98 | 272 | 214 | 2nd, Mid-Atlantic | Lost Conference Semifinals (6-6) |
| 1999-2000 | SJ | Roy Sommer | 80 | 42 | 25 | 9 | 4 | -- | 97 | 250 | 211 | 1st, Mid-Atlantic | Lost Conference Semifinals (4-5) |
| 2000-01 | SJ | Roy Sommer | 80 | 42 | 25 | 12 | 1 | -- | 97 | 273 | 212 | 1st, Southern | Lost Conference Quarterfinals (0-3) |
| TOTALS | | | 400 | 193 | 150 | 46 | 11 | -- | 443 | 1,314 | 1,199 | | |

Lake Erie Monsters (SEE CLEVELAND MONSTERS)

Laval Rocket

| Season | Aff | Head Coach | GP | W | L | T | OTL | SOL | PTS | GF | GA | Finish | Playoff Result (W-L Record) |
|---------|-----|------------------|-----|----|----|----|-----|-----|-----|-----|-----|------------|-----------------------------|
| 2017-18 | MTL | Sylvain LeFebvre | 76 | 24 | 42 | -- | 7 | 3 | 58 | 206 | 281 | 7th, North | Did not qualify |
| 2018-19 | MTL | Joel Bouchard | 76 | 30 | 34 | -- | 6 | 6 | 72 | 195 | 231 | 7th, North | Did not qualify |
| TOTALS | | | 152 | 54 | 76 | -- | 13 | 9 | 130 | 401 | 512 | | |

NOTE: NHL affiliations listed beginning with 1971-72 season.



All-Time Team Register

Lehigh Valley Phantoms

- Philadelphia Phantoms (1996-2009)
- Adirondack Phantoms (2009-14)
- Lehigh Valley Phantoms (2014-)

| Season | Aff | Head Coach | GP | W | L | T | OTL | SOL | PTS | GF | GA | Finish | Playoff Result (W-L Record) |
|----------------|------------|--|--------------|------------|------------|-----------|-----------|-----------|--------------|--------------|--------------|--------------------------|-------------------------------------|
| 1996-97 | PHI | Bill Barber | 80 | 49 | 18 | 10 | 3 | -- | 111 | 325 | 230 | 1st, Mid-Atlantic | Lost Conference Semifinals (6-4) |
| 1997-98 | PHI | Bill Barber | 80 | 47 | 21 | 10 | 2 | -- | 106 | 314 | 249 | 1st, Mid-Atlantic | Won Calder Cup (15-5) |
| 1998-99 | PHI | Bill Barber | 80 | 47 | 22 | 9 | 2 | -- | 105 | 272 | 221 | 1st, Mid-Atlantic | Lost Conference Finals (9-7) |
| 1999-2000 | PHI | Bill Barber | 80 | 44 | 31 | 3 | 2 | -- | 93 | 281 | 239 | 3rd, Mid-Atlantic | Lost Conference Quarterfinals (2-3) |
| 2000-01 | PHI | John Stevens | 80 | 36 | 34 | 5 | 5 | -- | 82 | 246 | 244 | 4th, Mid-Atlantic | Lost Conference Semifinals (5-5) |
| 2001-02 | PHI | John Stevens | 80 | 33 | 27 | 15 | 5 | -- | 86 | 206 | 210 | 3rd, South (8) | Lost Conference Quarterfinals (2-3) |
| 2002-03 | PHI | John Stevens | 80 | 33 | 33 | 6 | 8 | -- | 80 | 198 | 212 | 4th, South (11) | Did not qualify |
| 2003-04 | PHI | John Stevens | 80 | 46 | 25 | 7 | 2 | -- | 101 | 216 | 168 | 1st, East | Lost Division Finals (6-6) |
| 2004-05 | PHI | John Stevens | 80 | 48 | 25 | -- | 3 | 4 | 103 | 235 | 185 | 2nd, East | Won Calder Cup (16-5) |
| 2005-06 | PHI | John Stevens | 80 | 34 | 37 | -- | 2 | 7 | 77 | 197 | 232 | 6th, East | Did not qualify |
| 2006-07 | PHI | Craig Berube, Kjell Samuelsson | 80 | 31 | 41 | -- | 2 | 6 | 70 | 222 | 271 | 6th, East | Did not qualify |
| 2007-08 | PHI | Craig Berube | 80 | 46 | 27 | -- | 4 | 3 | 99 | 236 | 212 | 2nd, East | Lost Division Finals (5-7) |
| 2008-09 | PHI | John Paddock | 80 | 43 | 30 | -- | 2 | 5 | 93 | 234 | 232 | 4th, East | Lost Division Semifinals (0-4) |
| 2009-10 | PHI | Greg Gilbert | 80 | 32 | 41 | -- | 3 | 4 | 71 | 199 | 251 | 7th, East | Did not qualify |
| 2010-11 | PHI | Greg Gilbert, John Paddock, Joe Paterson | 80 | 31 | 39 | -- | 4 | 6 | 72 | 197 | 248 | 7th, East | Did not qualify |
| 2011-12 | PHI | Joe Paterson | 76 | 37 | 35 | -- | 2 | 2 | 78 | 204 | 217 | 3rd, Northeast (10) | Did not qualify |
| 2012-13 | PHI | Terry Murray | 76 | 31 | 38 | -- | 3 | 4 | 69 | 187 | 223 | 5th, Northeast (15) | Did not qualify |
| 2013-14 | PHI | Terry Murray | 76 | 30 | 38 | -- | 2 | 6 | 68 | 182 | 225 | 4th, Northeast (13) | Did not qualify |
| 2014-15 | PHI | Terry Murray | 76 | 33 | 35 | -- | 7 | 1 | 74 | 194 | 237 | 4th, East (13) | Did not qualify |
| 2015-16 | PHI | Scott Gordon | 76 | 34 | 35 | -- | 4 | 3 | 75 | 215 | 222 | 7th, Atlantic | Did not qualify |
| 2016-17 | PHI | Scott Gordon | 76 | 48 | 23 | -- | 5 | 0 | 101 | 260 | 219 | 2nd, Atlantic | Lost Division Semifinals (2-3) |
| 2017-18 | PHI | Scott Gordon | 76 | 47 | 19 | -- | 5 | 5 | 104 | 260 | 218 | 1st, Atlantic | Lost Conference Finals (7-6) |
| 2018-19 | PHI | Scott Gordon, Kerry Huffman | 76 | 39 | 30 | -- | 4 | 3 | 85 | 240 | 244 | 5th, Atlantic | Did not qualify |
| TOTALS | | | 1,808 | 899 | 704 | 65 | 81 | 59 | 2,003 | 5,320 | 5,209 | | |

Louisville Panthers

| Season | Aff | Head Coach | GP | W | L | T | OTL | SOL | PTS | GF | GA | Finish | Playoff Result (W-L Record) |
|---------------|-----|--------------|------------|-----------|-----------|-----------|----------|-----------|------------|------------|------------|-------------------|--------------------------------|
| 1999-2000 | FLA | Joe Paterson | 80 | 42 | 30 | 7 | 1 | -- | 92 | 278 | 254 | 4th, Mid-Atlantic | Lost Division Semifinals (1-3) |
| 2000-01 | FLA | Joe Paterson | 80 | 21 | 51 | 5 | 3 | -- | 50 | 200 | 285 | 4th, Southern | Did not qualify |
| TOTALS | | | 160 | 63 | 81 | 12 | 4 | -- | 142 | 478 | 539 | | |

Lowell Lock Monsters

| Season | Aff | Head Coach | GP | W | L | T | OTL | SOL | PTS | GF | GA | Finish | Playoff Result (W-L Record) |
|---------------|---------|----------------|------------|------------|------------|-----------|-----------|-----------|------------|--------------|--------------|------------------|-------------------------------------|
| 1998-99 | NYI | Frank Anzalone | 80 | 33 | 32 | 13 | 2 | -- | 81 | 219 | 237 | 1st, Atlantic | Lost Conference Quarterfinals (0-3) |
| 1999-2000 | LA/NYI | Bruce Boudreau | 80 | 33 | 36 | 7 | 4 | -- | 77 | 228 | 240 | 3rd, Atlantic | Lost Conference Semifinals (3-4) |
| 2000-01 | LA/NYI | Bruce Boudreau | 80 | 35 | 35 | 5 | 5 | -- | 80 | 225 | 244 | 4th, New England | Lost Conference Quarterfinals (1-3) |
| 2001-02 | CAR | Ron Smith | 80 | 41 | 25 | 11 | 3 | -- | 96 | 229 | 209 | 1st, North (2) | Lost Conference Quarterfinals (2-3) |
| 2002-03 | CAR | Ron Smith | 80 | 19 | 51 | 7 | 3 | -- | 48 | 175 | 275 | 5th, North (14) | Did not qualify |
| 2003-04 | CAR/CGY | Ron Smith | 80 | 32 | 36 | 6 | 6 | -- | 76 | 208 | 242 | 6th, Atlantic | Did not qualify |
| 2004-05 | CAR/CGY | Tom Rowe | 80 | 47 | 27 | -- | 1 | 5 | 100 | 242 | 190 | 3rd, Atlantic | Lost Division Finals (5-6) |
| 2005-06 | CAR/COL | Tom Rowe | 80 | 29 | 37 | -- | 6 | 8 | 72 | 222 | 257 | 5th, Atlantic | Did not qualify |
| TOTALS | | | 640 | 269 | 279 | 49 | 30 | 13 | 630 | 1,748 | 1,894 | | |

Lowell Devils (SEE ALBANY DEVILS)

Maine Mariners

| Season | Aff | Head Coach | GP | W | L | T | OTL | SOL | PTS | GF | GA | Finish | Playoff Result (W-L Record) |
|----------------|-----------|---|--------------|------------|------------|------------|-----------|-----------|--------------|--------------|--------------|----------------------|--------------------------------|
| 1977-78 | PHI | Bob McCammon | 80 | 43 | 28 | 9 | -- | -- | 95 | 305 | 256 | 1st, Northern | Won Calder Cup (8-4) |
| 1978-79 | PHI | Pat Quinn, Dennis Patterson, Bob McCammon | 80 | 45 | 22 | 13 | -- | -- | 103 | 350 | 252 | 1st, Northern | Won Calder Cup (8-2) |
| 1979-80 | PHI | Bob McCammon | 80 | 41 | 28 | 11 | -- | -- | 93 | 307 | 266 | 3rd, Northern | Lost Semifinals (6-6) |
| 1980-81 | PHI | Bob McCammon | 80 | 45 | 28 | 7 | -- | -- | 97 | 319 | 292 | 1st, Northern | Lost Calder Cup Finals (10-10) |
| 1981-82 | PHI | Bob McCammon, John Paddock, Gerry Melnyk | 80 | 47 | 26 | 7 | -- | -- | 101 | 325 | 272 | 2nd, Northern | Lost Quarterfinals (1-3) |
| 1982-83 | PHI | Tom McVie | 80 | 39 | 33 | 8 | -- | -- | 86 | 342 | 309 | 3rd, Northern | Lost Calder Cup Finals (8-9) |
| 1983-84 | NJ | Tom McVie, John Paddock | 80 | 33 | 36 | 11 | -- | -- | 77 | 310 | 312 | 3rd, Northern | Won Calder Cup (12-5) |
| 1984-85 | NJ | Tom McVie/John Paddock | 80 | 38 | 32 | 10 | -- | -- | 86 | 296 | 266 | 1st, Northern | Lost Semifinals (5-6) |
| 1985-86 | NJ | Tom McVie | 80 | 40 | 31 | 9 | -- | -- | 89 | 274 | 285 | 2nd, Northern | Lost Quarterfinals (1-4) |
| 1986-87 | NJ | Tom McVie | 80 | 35 | 40 | -- | -- | 5 | 75 | 272 | 298 | 5th, Northern | Did not qualify |
| 1987-88 | BOS | Mike Milbury | 80 | 44 | 25 | 7 | 4 | -- | 99 | 308 | 284 | 1st, Northern | Lost Semifinals (5-5) |
| 1988-89 | BOS | Mike Milbury | 80 | 32 | 40 | 8 | -- | -- | 72 | 262 | 317 | 5th, Northern | Did not qualify |
| 1989-90 | BOS | Rick Bowness | 80 | 31 | 38 | 11 | -- | -- | 73 | 294 | 317 | 5th, Northern | Did not qualify |
| 1990-91 | BOS | Rick Bowness | 80 | 34 | 34 | 12 | -- | -- | 80 | 269 | 284 | 5th, Northern | Lost Qualifier (1-1) |
| 1991-92 | BOS | E.J. McGuire | 80 | 23 | 47 | 10 | -- | -- | 56 | 296 | 352 | 5th, Northern | Did not qualify |
| TOTALS | | | 1,200 | 570 | 488 | 133 | 4 | 5 | 1,282 | 4,529 | 4,362 | | |



NOTE: NHL affiliations listed beginning with 1971-72 season.

All-Time Team Register

Manchester Monarchs

| Season | Aff | Head Coach | GP | W | L | T | OTL | SOL | PTS | GF | GA | Finish | Playoff Result (W-L Record) |
|---------|-----|----------------|-------|-----|-----|----|-----|-----|-------|-------|-------|-------------------|-------------------------------------|
| 2001-02 | LA | Bruce Boudreau | 80 | 38 | 28 | 11 | 3 | -- | 90 | 236 | 225 | 2nd, North (5) | Lost Conference Quarterfinals (2-3) |
| 2002-03 | LA | Bruce Boudreau | 80 | 40 | 23 | 11 | 6 | -- | 97 | 254 | 209 | 2nd, North (4) | Lost Conference Quarterfinals (0-3) |
| 2003-04 | LA | Bruce Boudreau | 80 | 40 | 28 | 7 | 5 | -- | 92 | 223 | 181 | 2nd, Atlantic | Lost Division Semifinals (2-4) |
| 2004-05 | LA | Bruce Boudreau | 80 | 51 | 21 | -- | 4 | 4 | 110 | 258 | 176 | 1st, Atlantic | Lost Division Semifinals (2-4) |
| 2005-06 | LA | Jim Hughes | 80 | 43 | 30 | -- | 3 | 4 | 93 | 236 | 230 | 3rd, Atlantic | Lost Division Semifinals (3-4) |
| 2006-07 | LA | Mark Morris | 80 | 51 | 21 | -- | 7 | 1 | 110 | 242 | 182 | 1st, Atlantic | Lost Conference Finals (8-8) |
| 2007-08 | LA | Mark Morris | 80 | 39 | 31 | -- | 5 | 5 | 88 | 240 | 228 | 4th, Atlantic | Lost Division Semifinals (0-4) |
| 2008-09 | LA | Mark Morris | 80 | 37 | 35 | -- | 0 | 8 | 82 | 211 | 218 | 5th, Atlantic | Did not qualify |
| 2009-10 | LA | Mark Morris | 80 | 43 | 28 | -- | 3 | 6 | 95 | 213 | 200 | 3rd, Atlantic | Lost Conference Finals (10-6) |
| 2010-11 | LA | Mark Morris | 80 | 44 | 26 | -- | 4 | 6 | 98 | 255 | 209 | 2nd, Atlantic | Lost Division Semifinals (3-4) |
| 2011-12 | LA | Mark Morris | 76 | 39 | 32 | -- | 2 | 3 | 83 | 207 | 208 | 2nd, Atlantic (8) | Lost Conference Quarterfinals (1-3) |
| 2012-13 | LA | Mark Morris | 76 | 37 | 32 | -- | 3 | 4 | 81 | 219 | 209 | 3rd, Atlantic (7) | Lost Conference Quarterfinals (1-3) |
| 2013-14 | LA | Mark Morris | 76 | 48 | 19 | -- | 3 | 6 | 105 | 244 | 188 | 1st, Atlantic (1) | Lost Conference Quarterfinals (1-3) |
| 2014-15 | LA | Mike Stothers | 76 | 50 | 17 | -- | 6 | 3 | 109 | 241 | 176 | 1st, Atlantic (1) | Won Calder Cup (15-4) |
| TOTALS | | | 1,104 | 600 | 371 | 29 | 54 | 50 | 1,333 | 3,279 | 2,839 | | |

Manitoba Moose

| Season | Aff | Head Coach | GP | W | L | T | OTL | SOL | PTS | GF | GA | Finish | Playoff Result (W-L Record) |
|---------|-----|-------------------|-------|-----|-----|----|-----|-----|-------|-------|-------|-------------------|-------------------------------------|
| 2001-02 | VAN | Stan Smyl | 80 | 39 | 33 | 4 | 4 | -- | 86 | 270 | 260 | 4th, Canadian (9) | Lost Conference Quarterfinals (3-4) |
| 2002-03 | VAN | Stan Smyl | 80 | 37 | 33 | 8 | 2 | -- | 84 | 229 | 228 | 2nd, Canadian (9) | Lost Conference Semifinals (8-6) |
| 2003-04 | VAN | Stan Smyl | 80 | 32 | 35 | 11 | 2 | -- | 77 | 214 | 232 | 6th, North | Did not qualify |
| 2004-05 | VAN | Randy Carlyle | 80 | 44 | 26 | -- | 3 | 7 | 98 | 243 | 210 | 3rd, North | Lost Conference Finals (8-6) |
| 2005-06 | VAN | Alain Vigneault | 80 | 44 | 24 | -- | 7 | 5 | 100 | 243 | 217 | 3rd, North | Lost Division Finals (7-6) |
| 2006-07 | VAN | Scott Arniel | 80 | 45 | 23 | -- | 7 | 5 | 102 | 232 | 201 | 1st, North | Lost Division Finals (6-7) |
| 2007-08 | VAN | Scott Arniel | 80 | 46 | 27 | -- | 3 | 4 | 99 | 236 | 197 | 3rd, North | Lost Division Semifinals (2-4) |
| 2008-09 | VAN | Scott Arniel | 80 | 50 | 23 | -- | 1 | 6 | 107 | 239 | 188 | 1st, North | Lost Calder Cup Finals (14-8) |
| 2009-10 | VAN | Scott Arniel | 80 | 40 | 33 | -- | 5 | 2 | 87 | 204 | 232 | 4th, North | Lost Division Semifinals (2-4) |
| 2010-11 | VAN | Claude Noel | 80 | 43 | 30 | -- | 1 | 6 | 93 | 220 | 210 | 3rd, North | Lost Division Finals (7-7) |
| 2011-15 | | Did not play | | | | | | | | | | | |
| 2015-16 | WPG | Keith McCambridge | 76 | 26 | 41 | -- | 4 | 5 | 61 | 180 | 250 | 7th, Central | Did not qualify |
| 2016-17 | WPG | Pascal Vincent | 76 | 29 | 37 | -- | 5 | 5 | 68 | 197 | 242 | 7th, Central | Did not qualify |
| 2017-18 | WPG | Pascal Vincent | 76 | 42 | 26 | -- | 4 | 4 | 92 | 253 | 198 | 3rd, Central | Lost Division Finals (3-6) |
| 2018-19 | WPG | Pascal Vincent | 76 | 39 | 30 | -- | 5 | 2 | 85 | 197 | 219 | 5th, Central | Did not qualify |
| TOTALS | | | 1,104 | 556 | 421 | 23 | 53 | 51 | 1,239 | 3,157 | 3,084 | | |

Milwaukee Admirals

| Season | Aff | Head Coach | GP | W | L | T | OTL | SOL | PTS | GF | GA | Finish | Playoff Result (W-L Record) |
|---------|-----|--------------------------|-------|-----|-----|----|-----|-----|-------|-------|-------|-------------------|-------------------------------------|
| 2001-02 | NSH | David Allison | 80 | 30 | 35 | 10 | 5 | -- | 75 | 198 | 207 | 5th, West (11) | Did not qualify |
| 2002-03 | NSH | Peter Horachek | 80 | 32 | 27 | 14 | 7 | -- | 85 | 247 | 251 | 4th, West (7) | Lost Conference Quarterfinals (2-4) |
| 2003-04 | NSH | Claude Noel | 80 | 46 | 24 | 7 | 3 | -- | 102 | 269 | 191 | 1st, West | Won Calder Cup (16-6) |
| 2004-05 | NSH | Claude Noel | 80 | 47 | 24 | -- | 4 | 5 | 103 | 247 | 207 | 2nd, West | Lost Division Semifinals (3-4) |
| 2005-06 | NSH | Claude Noel | 80 | 49 | 21 | -- | 6 | 4 | 108 | 268 | 234 | 1st, West | Lost Calder Cup Finals (14-7) |
| 2006-07 | NSH | Claude Noel | 80 | 41 | 25 | -- | 4 | 10 | 96 | 227 | 230 | 3rd, West | Lost Division Semifinals (0-4) |
| 2007-08 | NSH | Lane Lambert | 80 | 44 | 29 | -- | 4 | 3 | 95 | 231 | 212 | 4th, West | Lost Division Semifinals (2-4) |
| 2008-09 | NSH | Lane Lambert | 80 | 49 | 22 | -- | 3 | 6 | 107 | 229 | 195 | 1st, West | Lost Division Finals (7-4) |
| 2009-10 | NSH | Lane Lambert | 80 | 41 | 30 | -- | 2 | 7 | 91 | 237 | 220 | 4th, West | Lost Division Semifinals (3-4) |
| 2010-11 | NSH | Lane Lambert | 80 | 44 | 22 | -- | 6 | 8 | 102 | 226 | 194 | 1st, West | Lost Division Finals (7-6) |
| 2011-12 | NSH | Kirk Muller, Ian Herbers | 76 | 40 | 29 | -- | 2 | 5 | 87 | 210 | 190 | 2nd, Midwest (5) | Lost Conference Quarterfinals (0-3) |
| 2012-13 | NSH | Dean Evason | 76 | 41 | 28 | -- | 4 | 3 | 89 | 197 | 200 | 2nd, Midwest (8) | Lost Conference Quarterfinals (1-3) |
| 2013-14 | NSH | Dean Evason | 76 | 39 | 24 | -- | 6 | 7 | 91 | 215 | 199 | 3rd, Midwest (6) | Lost Conference Quarterfinals (0-3) |
| 2014-15 | NSH | Dean Evason | 76 | 33 | 28 | -- | 8 | 7 | 81 | 206 | 218 | 5th, Midwest (11) | Did not qualify |
| 2015-16 | NSH | Dean Evason | 76 | 48 | 23 | -- | 3 | 2 | 101 | 224 | 193 | 1st, Central | Lost Division Semifinals (0-3) |
| 2016-17 | NSH | Dean Evason | 76 | 43 | 26 | -- | 4 | 3 | 93 | 225 | 215 | 3rd, Central | Lost Division Semifinals (0-3) |
| 2017-18 | NSH | Dean Evason | 76 | 38 | 32 | -- | 4 | 2 | 82 | 216 | 235 | 6th, Central | Did not qualify |
| 2018-19 | NSH | Karl Taylor | 76 | 36 | 24 | -- | 14 | 2 | 88 | 217 | 207 | 2nd, Central | Lost Division Semifinals (2-3) |
| TOTALS | | | 1,408 | 741 | 473 | 31 | 89 | 74 | 1,676 | 4,089 | 3,798 | | |

Moncton Alpines

| Season | Aff | Head Coach | GP | W | L | T | OTL | SOL | PTS | GF | GA | Finish | Playoff Result (W-L Record) |
|---------|-----|--------------|-----|----|----|----|-----|-----|-----|-----|-----|---------------|-----------------------------|
| 1982-83 | EDM | Doug Messier | 80 | 34 | 39 | 7 | -- | -- | 75 | 304 | 315 | 5th, Northern | Did not qualify |
| 1983-84 | EDM | Doug Messier | 80 | 32 | 40 | 8 | -- | -- | 72 | 251 | 278 | 5th, Northern | Did not qualify |
| TOTALS | | | 160 | 66 | 79 | 15 | -- | -- | 147 | 555 | 593 | | |

Moncton Golden Flames

| Season | Aff | Head Coach | GP | W | L | T | OTL | SOL | PTS | GF | GA | Finish | Playoff Result (W-L Record) |
|---------|---------|-------------|-----|-----|-----|----|-----|-----|-----|-------|-------|---------------|-----------------------------|
| 1984-85 | CGY | Pierre Page | 80 | 32 | 40 | 8 | -- | -- | 72 | 291 | 300 | 6th, Northern | Did not qualify |
| 1985-86 | CGY/BOS | Terry Crisp | 80 | 34 | 34 | 12 | -- | -- | 80 | 294 | 307 | 3rd, Northern | Lost Semifinals (5-5) |
| 1986-87 | CGY/BOS | Terry Crisp | 80 | 43 | 31 | -- | -- | 6 | 92 | 338 | 315 | 3rd, Northern | Lost Quarterfinals (2-4) |
| TOTALS | | | 720 | 379 | 237 | 31 | 38 | 35 | 862 | 2,153 | 1,947 | | |

NOTE: NHL affiliations listed beginning with 1971-72 season.



All-Time Team Register

Moncton Hawks

| Season | Aff | Head Coach | GP | W | L | T | OTL | SOL | PTS | GF | GA | Finish | Playoff Result (W-L Record) |
|---------|-----|--|-----|-----|-----|----|-----|-----|-----|-------|-------|---------------|-------------------------------|
| 1987-88 | WPG | Rick Bowness | 80 | 27 | 43 | 8 | 2 | -- | 64 | 286 | 358 | 6th, Northern | Did not qualify |
| 1988-89 | WPG | Rick Bowness, Ron Wilson, Alpo Suhonen | 80 | 37 | 34 | 9 | -- | -- | 83 | 320 | 313 | 3rd, Northern | Lost Semifinals (6-4) |
| 1989-90 | WPG | Dave Farrish | 80 | 33 | 42 | 5 | -- | -- | 71 | 265 | 303 | 6th, Northern | Did not qualify |
| 1990-91 | WPG | Dave Farrish | 80 | 36 | 32 | 12 | -- | -- | 84 | 270 | 267 | 3rd, Northern | Lost Semifinals (5-4) |
| 1991-92 | WPG | Dave Farrish | 80 | 32 | 38 | 10 | -- | -- | 74 | 285 | 299 | 4th, Atlantic | Lost Semifinals (4-7) |
| 1992-93 | WPG | Rob Laird | 80 | 31 | 33 | 16 | -- | -- | 78 | 292 | 306 | 4th, Atlantic | Lost Quarterfinals (1-4) |
| 1993-94 | WPG | Rob Laird | 80 | 37 | 36 | 7 | -- | -- | 81 | 310 | 303 | 3rd, Atlantic | Lost Calder Cup Finals (12-9) |
| TOTALS | | | 560 | 233 | 258 | 67 | 2 | -- | 535 | 2,028 | 2,149 | | |

Montreal Voyageurs (SEE NOVA SCOTIA VOYAGEURS)

New Brunswick Hawks

| Season | Aff | Head Coach | GP | W | L | T | OTL | SOL | PTS | GF | GA | Finish | Playoff Result (W-L Record) |
|---------|---------|--------------------------|-----|-----|-----|----|-----|-----|-----|-------|-------|---------------|-------------------------------|
| 1978-79 | CHI/TOR | Eddie Johnston | 80 | 41 | 29 | 10 | -- | -- | 92 | 315 | 288 | 2nd, Northern | Lost Quarterfinals (2-3) |
| 1979-80 | CHI/TOR | Joe Crozier, Lou Angotti | 79 | 44 | 27 | 8 | -- | -- | 96 | 325 | 271 | 1st, Northern | Lost Calder Cup Finals (10-7) |
| 1980-81 | CHI/TOR | Doug Carpenter | 80 | 37 | 33 | 10 | -- | -- | 84 | 317 | 298 | 2nd, Northern | Lost Semifinals (7-6) |
| 1981-82 | CHI/TOR | Orval Tessier | 80 | 48 | 21 | 11 | -- | -- | 107 | 338 | 227 | 1st, Northern | Won Calder Cup (11-4) |
| TOTALS | | | 319 | 170 | 110 | 39 | -- | -- | 379 | 1,295 | 1,084 | | |

New Haven Eagles

| Season | Aff | Head Coach | GP | W | L | T | OTL | SOL | PTS | GF | GA | Finish | Playoff Result (W-L Record) |
|----------|-----|--------------------------------------|-----|-----|-----|----|-----|-----|-----|-------|-------|--------------|-----------------------------|
| 1936-37 | | Norm Himes | 48 | 14 | 28 | 6 | -- | -- | 34 | 107 | 142 | 4th, Eastern | Did not qualify |
| 1937-38 | | Billy Coutu | 48 | 13 | 28 | 7 | -- | -- | 33 | 93 | 131 | 3rd, Eastern | Lost Quarterfinals (0-2) |
| 1938-39 | | Pit Lepine | 54 | 14 | 30 | 10 | -- | -- | 38 | 114 | 174 | 4th, Eastern | Did not qualify |
| 1939-40 | | Jimmy Ward | 54 | 27 | 24 | 3 | -- | -- | 57 | 177 | 183 | 2nd, Eastern | Lost Quarterfinals (1-2) |
| 1940-41 | | Earl Robinson | 56 | 27 | 21 | 8 | -- | -- | 62 | 179 | 153 | 2nd, Eastern | Lost Quarterfinals (0-2) |
| 1941-42 | | Earl Robinson | 56 | 26 | 26 | 4 | -- | -- | 56 | 182 | 219 | 2nd, Eastern | Lost Quarterfinals (0-2) |
| *1942-43 | | Eddie Powers | 32 | 9 | 18 | 5 | -- | -- | 23 | 85 | 116 | -- | -- |
| 1943-45 | | <i>Did not play</i> | | | | | | | | | | | |
| 1945-46 | | Ralph "Cooney" Weiland, Harvey Stone | 62 | 14 | 38 | 10 | -- | -- | 38 | 199 | 263 | 4th, Eastern | Did not qualify |
| TOTALS | | | 410 | 144 | 213 | 53 | -- | -- | 341 | 1,136 | 1,381 | | |

*team withdrew, Jan. 18, 1943

New Haven Ramblers

| Season | Aff | Head Coach | GP | W | L | T | OTL | SOL | PTS | GF | GA | Finish | Playoff Result (W-L Record) |
|---------|-----|-----------------------------|-----|-----|-----|----|-----|-----|-----|-----|-------|--------------|-----------------------------|
| 1946-47 | | Lynn Patrick | 64 | 23 | 31 | 10 | -- | -- | 56 | 199 | 218 | 3rd, Eastern | Lost Quarterfinals (1-2) |
| 1947-48 | | Lynn Patrick | 68 | 31 | 30 | 7 | -- | -- | 69 | 254 | 242 | 2nd, Eastern | Lost Semifinals (2-2) |
| 1948-49 | | Lynn Patrick, Neil Colville | 68 | 20 | 40 | 8 | -- | -- | 48 | 223 | 286 | 4th, Eastern | Did not qualify |
| 1949-50 | | Neil Colville | 70 | 24 | 36 | 10 | -- | -- | 58 | 196 | 250 | 4th, Eastern | Did not qualify |
| 1950-51 | | Frank Beisler | 28 | 5 | 23 | 0 | -- | -- | 10 | 74 | 154 | -- | -- |
| TOTALS | | | 298 | 103 | 160 | 35 | -- | -- | 241 | 946 | 1,150 | | |

New Haven Nighthawks

| Season | Aff | Head Coach | GP | W | L | T | OTL | SOL | PTS | GF | GA | Finish | Playoff Result (W-L Record) |
|---------|---------|---|-------|-----|-----|-----|-----|-----|-------|-------|-------|---------------|--------------------------------|
| 1972-73 | MIN/NYI | Parker MacDonald | 76 | 16 | 40 | 20 | -- | -- | 52 | 246 | 331 | 6th, Eastern | Did not qualify |
| 1973-74 | MIN | Parker MacDonald, Charlie Burns | 76 | 35 | 31 | 10 | -- | -- | 80 | 291 | 275 | 4th, Northern | Lost Semifinals (4-6) |
| 1974-75 | MIN | Dean Prentice | 76 | 30 | 35 | 11 | -- | -- | 71 | 282 | 302 | 5th, Northern | Lost Calder Cup Finals (9-6) |
| 1975-76 | MIN/DET | Parker MacDonald | 76 | 29 | 39 | 8 | -- | -- | 66 | 261 | 295 | 3rd, Southern | Lost Quarterfinals (0-3) |
| 1976-77 | MIN/NYR | Parker MacDonald | 80 | 43 | 31 | 6 | -- | -- | 92 | 333 | 287 | 2nd | Lost Semifinals (2-4) |
| 1977-78 | NYR | Parker MacDonald | 80 | 38 | 31 | 11 | -- | -- | 87 | 313 | 292 | 2nd, Southern | Lost Calder Cup Finals (8-7) |
| 1978-79 | NYR | Parker MacDonald | 80 | 46 | 25 | 9 | -- | -- | 101 | 346 | 271 | 1st, Southern | Lost Calder Cup Finals (4-6) |
| 1979-80 | NYR | Parker MacDonald | 80 | 46 | 25 | 9 | -- | -- | 101 | 350 | 305 | 1st, Southern | Lost Semifinals (4-6) |
| 1980-81 | NYR | Rod Gilbert | 80 | 29 | 40 | 11 | -- | -- | 69 | 295 | 321 | 4th, Southern | Lost Quarterfinals (0-4) |
| 1981-82 | LA | Don Perry, Nick Beverley | 80 | 39 | 33 | 8 | -- | -- | 86 | 292 | 276 | 3rd, Southern | Lost Quarterfinals (1-3) |
| 1982-83 | LA | Nick Beverley | 80 | 38 | 34 | 8 | -- | -- | 84 | 337 | 329 | 3rd, Southern | Lost Semifinals (7-5) |
| 1983-84 | LA | Nick Beverley | 80 | 36 | 40 | 4 | -- | -- | 76 | 365 | 371 | 5th, Southern | Did not qualify |
| 1984-85 | NYR/LA | Nick Beverley | 80 | 31 | 41 | 8 | -- | -- | 70 | 315 | 341 | 5th, Southern | Did not qualify |
| 1985-86 | NYR/LA | Robbie Ftorek | 80 | 36 | 37 | 7 | -- | -- | 79 | 340 | 343 | 4th, Southern | Lost Quarterfinals (1-4) |
| 1986-87 | NYR/LA | Robbie Ftorek | 80 | 44 | 25 | -- | -- | 11 | 99 | 331 | 315 | 3rd, Southern | Lost Quarterfinals (3-4) |
| 1987-88 | LA | Robbie Ftorek, Nick Beverley, Don Perry | 80 | 33 | 37 | 7 | 3 | -- | 76 | 288 | 307 | 5th, Northern | Did not qualify |
| 1988-89 | LA | Rick Dudley | 80 | 35 | 35 | 10 | -- | -- | 80 | 325 | 309 | 4th, Northern | Lost Calder Cup Finals (9-8) |
| 1989-90 | LA | Marcel Comeau | 80 | 32 | 41 | 7 | -- | -- | 71 | 283 | 316 | 7th, Northern | Did not qualify |
| 1990-91 | LA | Marcel Comeau, Garry Unger, Pat Hickey/Nick Fotiu | 80 | 24 | 45 | 11 | -- | -- | 59 | 246 | 324 | 7th, Northern | Did not qualify |
| 1991-92 | -- | Doug Carpenter | 80 | 39 | 37 | 4 | -- | -- | 82 | 305 | 309 | 3rd, Northern | Lost Division Semifinals (1-4) |
| TOTALS | | | 1,584 | 699 | 702 | 169 | 3 | 11 | 1,581 | 6,144 | 6,219 | | |

New Haven Senators

| Season | Aff | Head Coach | GP | W | L | T | OTL | SOL | PTS | GF | GA | Finish | Playoff Result (W-L Record) |
|---------|-----|-------------|----|----|----|----|-----|-----|-----|-----|-----|---------------|-----------------------------|
| 1992-93 | OTT | Don MacAdam | 80 | 22 | 47 | 11 | -- | -- | 55 | 262 | 343 | 5th, Northern | Did not qualify |
| TOTALS | | | 80 | 22 | 47 | 11 | -- | -- | 55 | 262 | 343 | | |



NOTE: NHL affiliations listed beginning with 1971-72 season.

All-Time Team Register

Beast of New Haven

| Season | Aff | Head Coach | GP | W | L | T | OTL | SOL | PTS | GF | GA | Finish | Playoff Result (W-L Record) |
|---------------|---------|----------------|------------|-----------|-----------|-----------|----------|-----------|------------|------------|------------|------------------|-------------------------------------|
| 1997-98 | CAR/FLA | Kevin McCarthy | 80 | 38 | 33 | 7 | 2 | -- | 85 | 256 | 239 | 3rd, New England | Lost Conference Quarterfinals (0-3) |
| 1998-99 | CAR/FLA | Kevin McCarthy | 80 | 33 | 35 | 7 | 5 | -- | 78 | 240 | 250 | 5th, New England | Did not qualify |
| TOTALS | | | 160 | 71 | 68 | 14 | 7 | -- | 163 | 496 | 489 | | |

Newmarket Saints

- *St. Catharines Saints (1982-86)*
- *Newmarket Saints (1986-91)*

| Season | Aff | Head Coach | GP | W | L | T | OTL | SOL | PTS | GF | GA | Finish | Playoff Result (W-L Record) |
|---------------|-----|-------------------------------|------------|------------|------------|-----------|----------|----------|------------|--------------|--------------|---------------|-----------------------------|
| 1982-83 | TOR | Doug Carpenter | 80 | 33 | 41 | 6 | -- | -- | 72 | 335 | 368 | 6th, Southern | Did not qualify |
| 1983-84 | TOR | Doug Carpenter | 80 | 43 | 31 | 6 | -- | -- | 92 | 364 | 346 | 3rd, Southern | Lost Quarterfinals (3-4) |
| 1984-85 | TOR | Claire Alexander | 80 | 24 | 50 | 6 | -- | -- | 54 | 272 | 391 | 7th, Southern | Did not qualify |
| 1985-86 | TOR | Claire Alexander, John Brophy | 80 | 38 | 37 | 5 | -- | -- | 81 | 304 | 308 | 3rd, Southern | Lost Semifinals (7-6) |
| 1986-87 | TOR | Paul Gardner | 80 | 28 | 48 | -- | -- | 4 | 60 | 226 | 337 | 7th, Southern | Did not qualify |
| 1987-88 | TOR | Paul Gardner | 80 | 33 | 33 | 8 | 6 | -- | 80 | 282 | 328 | 6th, Southern | Did not qualify |
| 1988-89 | TOR | Paul Gardner | 80 | 38 | 36 | 6 | -- | -- | 82 | 339 | 334 | 4th, Southern | Lost Quarterfinals (1-4) |
| 1989-90 | TOR | Paul Gardner | 80 | 31 | 33 | 16 | -- | -- | 78 | 305 | 318 | 5th, Southern | Did not qualify |
| 1990-91 | TOR | Frank Anzalone | 80 | 26 | 45 | 9 | -- | -- | 61 | 278 | 317 | 8th, Southern | Did not qualify |
| TOTALS | | | 720 | 294 | 354 | 62 | 6 | 4 | 660 | 2,705 | 3,047 | | |

Norfolk Admirals

| Season | Aff | Head Coach | GP | W | L | T | OTL | SOL | PTS | GF | GA | Finish | Playoff Result (W-L Record) |
|---------------|-----|---|--------------|------------|------------|-----------|-----------|-----------|--------------|--------------|--------------|----------------|-------------------------------------|
| 2000-01 | CHI | Trent Yawney | 80 | 36 | 26 | 13 | 5 | -- | 90 | 241 | 208 | 3rd, Southern | Lost Conference Semifinals (4-5) |
| 2001-02 | CHI | Trent Yawney | 80 | 38 | 26 | 12 | 4 | -- | 92 | 222 | 205 | 1st, South (3) | Lost Conference Quarterfinals (1-3) |
| 2002-03 | CHI | Trent Yawney | 80 | 37 | 26 | 12 | 5 | -- | 91 | 201 | 187 | 1st, South (3) | Lost Conference Semifinals (5-4) |
| 2003-04 | CHI | Trent Yawney | 80 | 35 | 36 | 4 | 5 | -- | 79 | 172 | 187 | 5th, East | Lost Division Semifinals (4-4) |
| 2004-05 | CHI | Trent Yawney | 80 | 43 | 30 | -- | 1 | 6 | 93 | 200 | 188 | 3rd, East | Lost Division Semifinals (2-4) |
| 2005-06 | CHI | Mike Haviland | 80 | 43 | 29 | -- | 4 | 4 | 94 | 259 | 246 | 3rd, East | Lost Division Semifinals (0-4) |
| 2006-07 | CHI | Mike Haviland | 80 | 50 | 22 | -- | 6 | 2 | 108 | 301 | 257 | 3rd, East | Lost Division Semifinals (2-4) |
| 2007-08 | TB | Steve Stirling | 80 | 29 | 44 | -- | 2 | 5 | 65 | 213 | 267 | 7th, East | Did not qualify |
| 2008-09 | TB | Darren Rumble | 80 | 33 | 38 | -- | 4 | 5 | 75 | 236 | 269 | 6th, East | Did not qualify |
| 2009-10 | TB | Darren Rumble, Jim Johnson, Leigh Mendelson | 80 | 39 | 35 | -- | 3 | 3 | 84 | 208 | 214 | 4th, East | Did not qualify |
| 2010-11 | TB | Jon Cooper | 80 | 39 | 26 | -- | 9 | 6 | 93 | 265 | 230 | 4th, East | Lost Division Semifinals (2-4) |
| 2011-12 | TB | Jon Cooper | 76 | 55 | 18 | -- | 1 | 2 | 113 | 273 | 180 | 1st, East (1) | Won Calder Cup (15-3) |
| 2012-13 | ANA | Trent Yawney | 76 | 37 | 34 | -- | 4 | 1 | 79 | 188 | 207 | 5th, East (10) | Did not qualify |
| 2013-14 | ANA | Trent Yawney | 76 | 40 | 26 | -- | 3 | 7 | 90 | 201 | 192 | 3rd, East (8) | Lost Conference Semifinals (5-5) |
| 2014-15 | ANA | Jarrold Skalde | 76 | 27 | 39 | -- | 6 | 4 | 64 | 168 | 219 | 5th, East (14) | Did not qualify |
| TOTALS | | | 1,184 | 581 | 455 | 41 | 62 | 45 | 1,310 | 3,348 | 3,256 | | |

Nova Scotia Oilers (SEE CAPE BRETON OILERS)

Nova Scotia Voyageurs

- *Montreal Voyageurs (1969-71)*
- *Nova Scotia Voyageurs (1971-84)*

| Season | Aff | Head Coach | GP | W | L | T | OTL | SOL | PTS | GF | GA | Finish | Playoff Result (W-L Record) |
|---------------|-----|------------------------|--------------|------------|------------|------------|-----------|-----------|--------------|--------------|--------------|---------------|------------------------------|
| 1969-70 | | Al MacNeil | 72 | 43 | 15 | 14 | -- | -- | 100 | 327 | 195 | 1st, Eastern | Lost Round Robin (4-4) |
| 1970-71 | | Ron Caron, Floyd Curry | 72 | 27 | 31 | 14 | -- | -- | 68 | 215 | 239 | 2nd, Eastern | Lost Quarterfinals (0-3) |
| 1971-72 | MTL | Al MacNeil | 76 | 41 | 21 | 14 | -- | -- | 96 | 274 | 202 | 2nd, Eastern | Won Calder Cup (12-3) |
| 1972-73 | MTL | Al MacNeil | 76 | 43 | 18 | 15 | -- | -- | 101 | 316 | 191 | 1st, Eastern | Lost Calder Cup Finals (9-4) |
| 1973-74 | MTL | Al MacNeil | 76 | 37 | 27 | 12 | -- | -- | 86 | 263 | 223 | 3rd, Northern | Lost Quarterfinals (2-4) |
| 1974-75 | MTL | Al MacNeil | 75 | 40 | 26 | 9 | -- | -- | 89 | 270 | 227 | 3rd, Northern | Lost Quarterfinals (2-4) |
| 1975-76 | MTL | Al MacNeil | 76 | 48 | 20 | 8 | -- | -- | 104 | 326 | 209 | 1st, Northern | Won Calder Cup (8-1) |
| 1976-77 | MTL | Al MacNeil | 80 | 52 | 22 | 6 | -- | -- | 110 | 308 | 225 | 1st | Won Calder Cup (8-4) |
| 1977-78 | MTL | Frank St. Marseille | 81 | 37 | 28 | 16 | -- | -- | 90 | 304 | 250 | 2nd, Northern | Lost Semifinals (6-5) |
| 1978-79 | MTL | Frank St. Marseille | 80 | 39 | 37 | 4 | -- | -- | 82 | 313 | 302 | 3rd, Northern | Lost Semifinals (5-6) |
| 1979-80 | MTL | Bert Templeton | 79 | 43 | 29 | 7 | -- | -- | 93 | 331 | 271 | 2nd, Northern | Lost Quarterfinals (2-4) |
| 1980-81 | MTL | Bert Templeton | 80 | 38 | 37 | 5 | -- | -- | 81 | 335 | 298 | 3rd, Northern | Lost Quarterfinals (2-4) |
| 1981-82 | MTL | John Brophy | 80 | 35 | 35 | 10 | -- | -- | 80 | 330 | 313 | 3rd, Northern | Lost Semifinals (4-5) |
| 1982-83 | MTL | John Brophy | 80 | 41 | 34 | 5 | -- | -- | 87 | 378 | 333 | 2nd, Northern | Lost Quarterfinals (3-4) |
| 1983-84 | MTL | John Brophy | 80 | 32 | 37 | 11 | -- | -- | 75 | 277 | 288 | 4th, Northern | Lost Semifinals (5-7) |
| TOTALS | | | 1,163 | 596 | 417 | 150 | -- | -- | 1,342 | 4,567 | 3,766 | | |

Oklahoma City Barons

| Season | Aff | Head Coach | GP | W | L | T | OTL | SOL | PTS | GF | GA | Finish | Playoff Result (W-L Record) |
|---------------|-----|----------------------------|------------|------------|------------|-----------|-----------|-----------|------------|--------------|--------------|----------------|-------------------------------------|
| 2010-11 | EDM | Todd Nelson | 80 | 40 | 29 | -- | 2 | 9 | 91 | 245 | 234 | 5th, West | Lost Division Semifinals (2-4) |
| 2011-12 | EDM | Todd Nelson | 76 | 45 | 22 | -- | 4 | 5 | 99 | 213 | 176 | 1st, West (1) | Lost Conference Finals (8-6) |
| 2012-13 | EDM | Todd Nelson | 76 | 40 | 25 | -- | 2 | 9 | 91 | 240 | 228 | 3rd, South (5) | Lost Conference Finals (10-7) |
| 2013-14 | EDM | Todd Nelson | 76 | 36 | 29 | -- | 2 | 9 | 83 | 239 | 256 | 3rd, West (8) | Lost Conference Quarterfinals (0-3) |
| 2014-15 | EDM | Todd Nelson, Gerry Fleming | 76 | 41 | 27 | -- | 5 | 3 | 90 | 224 | 212 | 3rd, West (6) | Lost Conference Semifinals (6-4) |
| TOTALS | | | 384 | 202 | 132 | -- | 15 | 35 | 454 | 1,161 | 1,106 | | |

Omaha Ak-Sar-Ben Knights

| Season | Aff | Head Coach | GP | W | L | T | OTL | SOL | PTS | GF | GA | Finish | Playoff Result (W-L Record) |
|---------------|-----|-------------|------------|-----------|-----------|-----------|----------|-----------|------------|------------|------------|-----------|--------------------------------|
| 2005-06 | CGY | Ryan McGill | 80 | 35 | 31 | -- | 3 | 11 | 84 | 206 | 221 | 6th, West | Did not qualify |
| 2006-07 | CGY | Ryan McGill | 80 | 49 | 25 | -- | 5 | 1 | 104 | 214 | 189 | 1st, West | Lost Division Semifinals (2-4) |
| TOTALS | | | 160 | 84 | 56 | -- | 8 | 12 | 188 | 420 | 410 | | |

NOTE: NHL affiliations listed beginning with 1971-72 season.



All-Time Team Register

Ontario Reign

| Season | Aff | Head Coach | GP | W | L | T | OTL | SOL | PTS | GF | GA | Finish | Playoff Result (W-L Record) |
|---------------|-----|---------------|------------|------------|-----------|-----------|-----------|----------|------------|------------|------------|--------------|--------------------------------|
| 2015-16 | LA | Mike Stothers | 68 | 44 | 19 | -- | 4 | 1 | 93 | 192 | 138 | 1st, Pacific | Lost Conference Finals (7-6) |
| 2016-17 | LA | Mike Stothers | 68 | 36 | 21 | -- | 10 | 1 | 83 | 199 | 190 | 3rd, Pacific | Lost Division Semifinals (2-3) |
| 2017-18 | LA | Mike Stothers | 68 | 36 | 25 | -- | 4 | 3 | 79 | 200 | 194 | 3rd, Pacific | Lost Division Semifinals (1-3) |
| 2018-19 | LA | Mike Stothers | 68 | 25 | 33 | -- | 6 | 4 | 60 | 213 | 274 | 7th, Pacific | Did not qualify |
| TOTALS | | | 272 | 141 | 98 | -- | 24 | 9 | 315 | 804 | 769 | | |

Peoria Rivermen

| Season | Aff | Head Coach | GP | W | L | T | OTL | SOL | PTS | GF | GA | Finish | Playoff Result (W-L Record) |
|---------------|-----|---------------------------|------------|------------|------------|-----------|-----------|-----------|------------|--------------|--------------|-------------------|--------------------------------|
| 2005-06 | STL | Steve Pleau | 80 | 46 | 26 | -- | 3 | 5 | 100 | 253 | 226 | 3rd, West | Lost Division Semifinals (0-4) |
| 2006-07 | STL | Dave Baseggio | 80 | 37 | 33 | -- | 2 | 8 | 84 | 221 | 242 | 5th, West | Did not qualify |
| 2007-08 | STL | Dave Baseggio | 80 | 38 | 33 | -- | 4 | 5 | 85 | 247 | 242 | 7th, West | Did not qualify |
| 2008-09 | STL | Davis Payne | 80 | 43 | 31 | -- | 2 | 4 | 92 | 215 | 211 | 2nd, West | Lost Division Semifinals (3-4) |
| 2009-10 | STL | Davis Payne, Rick Wamsley | 80 | 38 | 33 | -- | 2 | 7 | 85 | 233 | 248 | 5th, West | Did not qualify |
| 2010-11 | STL | Jared Bednar | 80 | 42 | 30 | -- | 3 | 5 | 92 | 223 | 218 | 3rd, West | Lost Division Semifinals (0-4) |
| 2011-12 | STL | Jared Bednar | 76 | 39 | 33 | -- | 2 | 2 | 82 | 217 | 207 | 4th, Midwest (11) | Did not qualify |
| 2012-13 | STL | Dave Allison | 76 | 33 | 35 | -- | 5 | 3 | 74 | 183 | 218 | 5th, Midwest (13) | Did not qualify |
| TOTALS | | | 632 | 316 | 254 | -- | 23 | 39 | 694 | 1,792 | 1,812 | | |

Philadelphia Ramblers

- Philadelphia Ramblers (1936-41)
- Philadelphia Rockets (1941-42)

| Season | Aff | Head Coach | GP | W | L | T | OTL | SOL | PTS | GF | GA | Finish | Playoff Result (W-L Record) |
|---------------|-----|---------------|------------|------------|------------|-----------|-----------|-----------|------------|------------|------------|--------------|------------------------------|
| 1936-37 | | Herb Gardiner | 48 | 26 | 14 | 8 | -- | -- | 60 | 149 | 106 | 1st, Eastern | Lost Calder Cup Finals (3-3) |
| 1937-38 | | Herb Gardiner | 48 | 26 | 18 | 4 | -- | -- | 56 | 134 | 108 | 2nd, Eastern | Lost Semifinals (3-2) |
| 1938-39 | | Herb Gardiner | 54 | 32 | 17 | 5 | -- | -- | 69 | 214 | 161 | 1st, Eastern | Lost Calder Cup Finals (4-5) |
| 1939-40 | | Herb Gardiner | 54 | 15 | 31 | 8 | -- | -- | 38 | 133 | 170 | 4th, Eastern | Did not qualify |
| 1940-41 | | Herb Gardiner | 56 | 25 | 25 | 6 | -- | -- | 56 | 166 | 167 | 4th, Eastern | Did not qualify |
| 1941-42 | | Danny Cox | 56 | 11 | 41 | 4 | -- | -- | 26 | 157 | 254 | 5th, Eastern | Did not qualify |
| TOTALS | | | 316 | 135 | 146 | 35 | -- | -- | 305 | 953 | 966 | | |

Philadelphia Rockets

| Season | Aff | Head Coach | GP | W | L | T | OTL | SOL | PTS | GF | GA | Finish | Playoff Result (W-L Record) |
|---------------|-----|-------------------|------------|-----------|------------|-----------|-----------|-----------|------------|------------|--------------|--------------|-----------------------------|
| 1946-47 | | Phil Hergesheimer | 64 | 5 | 52 | 7 | -- | -- | 17 | 188 | 400 | 5th, Eastern | Did not qualify |
| 1947-48 | | Wally Kilrea | 68 | 22 | 41 | 5 | -- | -- | 49 | 260 | 331 | 4th, Eastern | Did not qualify |
| 1948-49 | | Wally Kilrea | 68 | 15 | 48 | 5 | -- | -- | 35 | 230 | 407 | 5th, Eastern | Did not qualify |
| TOTALS | | | 200 | 42 | 141 | 17 | -- | -- | 101 | 678 | 1,138 | | |

Philadelphia Firebirds (SEE SYRACUSE FIREBIRDS)

Philadelphia Phantoms (SEE LEHIGH VALLEY PHANTOMS)

Pittsburgh Hornets

| Season | Aff | Head Coach | GP | W | L | T | OTL | SOL | PTS | GF | GA | Finish | Playoff Result (W-L Record) |
|---------------|-----|---------------------------|--------------|------------|------------|------------|-----------|-----------|--------------|--------------|--------------|--------------|------------------------------|
| 1936-37 | | Donnie Hughes | 48 | 21 | 22 | 5 | -- | -- | 47 | 122 | 124 | 2nd, Western | Lost Semifinals (2-3) |
| 1937-38 | | Donnie Hughes | 48 | 22 | 18 | 8 | -- | -- | 52 | 100 | 104 | 2nd, Western | Lost Quarterfinals (0-2) |
| 1938-39 | | Larry Aurie | 54 | 22 | 28 | 4 | -- | -- | 48 | 176 | 166 | 4th, Western | Did not qualify |
| 1939-40 | | Larry Aurie | 56 | 25 | 22 | 9 | -- | -- | 59 | 152 | 133 | 2nd, Western | Lost Calder Cup Finals (4-5) |
| 1940-41 | | Larry Aurie | 56 | 21 | 29 | 6 | -- | -- | 48 | 156 | 170 | 3rd, Western | Lost Semifinals (3-3) |
| 1941-42 | | Larry Aurie | 56 | 23 | 28 | 5 | -- | -- | 51 | 210 | 223 | 5th, Western | Did not qualify |
| 1942-43 | | Larry Aurie | 56 | 26 | 24 | 6 | -- | -- | 58 | 183 | 203 | 4th | Lost Quarterfinals (0-2) |
| 1943-44 | | Larry Aurie | 52 | 12 | 31 | 9 | -- | -- | 33 | 140 | 181 | 3rd, Western | Did not qualify |
| 1944-45 | | Max Kaminsky | 60 | 26 | 27 | 7 | -- | -- | 59 | 267 | 247 | 3rd, Western | Did not qualify |
| 1945-46 | | Max Kaminsky | 62 | 30 | 22 | 10 | -- | -- | 70 | 262 | 226 | 2nd, Western | Lost Semifinals (3-3) |
| 1946-47 | | Max Kaminsky | 64 | 35 | 19 | 10 | -- | -- | 80 | 260 | 188 | 3rd, Western | Lost Calder Cup Finals (7-5) |
| 1947-48 | | Bob Davidson | 68 | 38 | 18 | 12 | -- | -- | 88 | 238 | 170 | 2nd, Western | Lost Quarterfinals (0-2) |
| 1948-49 | | Bob Davidson | 68 | 39 | 19 | 10 | -- | -- | 88 | 301 | 175 | 4th, Western | Did not qualify |
| 1949-50 | | Bob Davidson, Baz Bastien | 70 | 29 | 26 | 15 | -- | -- | 73 | 215 | 185 | 4th, Western | Did not qualify |
| 1950-51 | | Tommy Anderson | 71 | 31 | 33 | 7 | -- | -- | 69 | 212 | 177 | 3rd, Western | Lost Calder Cup Finals (9-4) |
| 1951-52 | | King Clancy | 68 | 46 | 19 | 3 | -- | -- | 95 | 267 | 179 | 1st, Western | Won Calder Cup (8-3) |
| 1952-53 | | King Clancy | 64 | 37 | 21 | 6 | -- | -- | 80 | 223 | 149 | 2nd | Lost Calder Cup Finals (6-4) |
| 1953-54 | | Baz Bastien | 70 | 34 | 31 | 5 | -- | -- | 73 | 250 | 222 | 4th | Lost Semifinals (2-3) |
| 1954-55 | | Howie Meeker | 64 | 31 | 25 | 8 | -- | -- | 70 | 187 | 180 | 1st | Won Calder Cup (7-3) |
| 1955-56 | | Howie Meeker | 64 | 43 | 17 | 4 | -- | -- | 90 | 271 | 186 | 2nd | Lost Semifinals (1-3) |
| 1956-61 | | Did not play | | | | | | | | | | | |
| 1961-62 | | Larry Regan, Baz Bastien | 70 | 10 | 58 | 2 | -- | -- | 22 | 177 | 367 | 4th, Western | Did not qualify |
| 1962-63 | | Jack Stewart | 72 | 20 | 48 | 4 | -- | -- | 44 | 200 | 317 | 4th, Western | Did not qualify |
| 1963-64 | | Vic Stasiuk | 72 | 40 | 29 | 3 | -- | -- | 83 | 242 | 196 | 1st, Western | Lost Semifinals (1-4) |
| 1964-65 | | Vic Stasiuk | 72 | 29 | 36 | 7 | -- | -- | 65 | 228 | 256 | 3rd, Western | Lost Quarterfinals (1-3) |
| 1965-66 | | Eddie Bush | 72 | 38 | 33 | 1 | -- | -- | 77 | 236 | 218 | 3rd, Western | Lost Quarterfinals (0-3) |
| 1966-67 | | Baz Bastien | 72 | 41 | 21 | 10 | -- | -- | 92 | 282 | 209 | 1st, Western | Won Calder Cup (8-1) |
| TOTALS | | | 1,649 | 769 | 704 | 176 | -- | -- | 1,714 | 5,557 | 5,151 | | |



NOTE: NHL affiliations listed beginning with 1971-72 season.

All-Time Team Register

Portland Pirates

| Season | Aff | Head Coach | GP | W | L | T | OTL | SOL | PTS | GF | GA | Finish | Playoff Result (W-L Record) |
|-----------|---------|-----------------------|-------|-----|-----|-----|-----|-----|-------|-------|-------|--------------------|-------------------------------------|
| 1993-94 | WSH | Barry Trotz | 80 | 43 | 27 | 10 | -- | -- | 96 | 328 | 269 | 2nd, Northern | Won Calder Cup (12-5) |
| 1994-95 | WSH | Barry Trotz | 80 | 46 | 22 | 12 | -- | -- | 104 | 333 | 233 | 2nd, Northern | Lost Division Semifinals (3-4) |
| 1995-96 | WSH | Barry Trotz | 80 | 32 | 34 | 10 | 4 | -- | 78 | 282 | 283 | 3rd, Northern | Lost Calder Cup Finals (14-10) |
| 1996-97 | WSH | Barry Trotz | 80 | 37 | 26 | 10 | 7 | -- | 91 | 279 | 264 | 3rd, New England | Lost Conference Quarterfinals (2-3) |
| 1997-98 | WSH | Bryan Trottier | 80 | 33 | 33 | 12 | 2 | -- | 80 | 241 | 247 | 3rd, Atlantic | Lost Conference Semifinals (5-5) |
| 1998-99 | WSH/CHI | Mark Kumpel | 80 | 23 | 48 | 7 | 2 | -- | 55 | 214 | 273 | 5th, Atlantic | Did not qualify |
| 1999-2000 | WSH | Glen Hanlon | 80 | 46 | 23 | 10 | 1 | -- | 103 | 256 | 202 | 2nd, New England | Lost Conference Quarterfinals (1-3) |
| 2000-01 | WSH | Glen Hanlon | 80 | 34 | 40 | 4 | 2 | -- | 74 | 250 | 280 | 5th, New England | Lost Conference Quarterfinals (0-3) |
| 2001-02 | WSH | Glen Hanlon | 80 | 30 | 31 | 15 | 4 | -- | 79 | 220 | 225 | 4th, North (11) | Did not qualify |
| 2002-03 | WSH | Tim Army | 80 | 33 | 28 | 13 | 6 | -- | 85 | 221 | 195 | 4th, North (8) | Lost Qualifying Series (1-2) |
| 2003-04 | WSH | Tim Army | 80 | 32 | 27 | 13 | 8 | -- | 85 | 156 | 160 | 5th, Atlantic | Lost Division Semifinals (3-4) |
| 2004-05 | WSH | Tim Army | 80 | 34 | 34 | -- | 6 | 6 | 80 | 175 | 242 | 6th, Atlantic | Did not qualify |
| 2005-06 | ANA | Kevin Dineen | 80 | 53 | 19 | -- | 5 | 3 | 114 | 306 | 241 | 1st, Atlantic | Lost Conference Finals (11-8) |
| 2006-07 | ANA | Kevin Dineen | 80 | 37 | 31 | -- | 3 | 9 | 86 | 225 | 232 | 6th, Atlantic | Did not qualify |
| 2007-08 | ANA | Kevin Dineen | 80 | 45 | 26 | -- | 5 | 4 | 99 | 238 | 215 | 3rd, Atlantic | Lost Conference Finals (11-7) |
| 2008-09 | BUF | Kevin Dineen | 80 | 39 | 31 | -- | 3 | 7 | 88 | 249 | 239 | 3rd, Atlantic | Lost Division Semifinals (1-4) |
| 2009-10 | BUF | Kevin Dineen | 80 | 45 | 24 | -- | 7 | 4 | 101 | 244 | 214 | 2nd, Atlantic | Lost Division Semifinals (0-4) |
| 2010-11 | BUF | Kevin Dineen | 80 | 47 | 24 | -- | 7 | 2 | 103 | 280 | 238 | 1st, Atlantic | Lost Division Finals (6-6) |
| 2011-12 | PHX | Ray Edwards | 76 | 36 | 31 | -- | 4 | 5 | 81 | 223 | 254 | 3rd, Atlantic (9) | Did not qualify |
| 2012-13 | PHX | Ray Edwards | 76 | 41 | 30 | -- | 3 | 2 | 87 | 230 | 233 | 2nd, Atlantic (6) | Lost Conference Quarterfinals (0-3) |
| 2013-14 | PHX | Ray Edwards | 76 | 24 | 39 | -- | 3 | 10 | 61 | 222 | 284 | 5th, Atlantic (15) | Did not qualify |
| 2014-15 | ARI | Ray Edwards | 76 | 39 | 28 | -- | 7 | 2 | 87 | 203 | 190 | 4th, Atlantic (8) | Lost Conference Quarterfinals (2-3) |
| 2015-16 | FLA | Tom Rowe, Scott Allen | 76 | 41 | 27 | -- | 6 | 2 | 90 | 215 | 207 | 4th, Atlantic | Lost Division Semifinals (2-3) |
| TOTALS | | | 1,820 | 870 | 683 | 116 | 95 | 56 | 2,007 | 5,590 | 5,420 | | |

Prince Edward Island Senators

| Season | Aff | Head Coach | GP | W | L | T | OTL | SOL | PTS | GF | GA | Finish | Playoff Result (W-L Record) |
|---------|-----|---------------------------|-----|-----|-----|----|-----|-----|-----|-----|-----|---------------|-------------------------------------|
| 1993-94 | OTT | Don MacAdam | 80 | 23 | 49 | 8 | -- | -- | 54 | 269 | 356 | 6th, Atlantic | Did not qualify |
| 1994-95 | OTT | Dave Allison | 80 | 41 | 31 | 8 | -- | -- | 90 | 305 | 271 | 1st, Atlantic | Lost Division Finals (6-5) |
| 1995-96 | OTT | Dave Allison, John Phelan | 80 | 38 | 33 | 6 | 3 | -- | 85 | 303 | 313 | 1st, Atlantic | Lost Conference Quarterfinals (2-3) |
| TOTALS | | | 240 | 102 | 113 | 22 | 3 | -- | 229 | 877 | 940 | | |

Providence Reds/Rhode Island Reds

• Providence Reds (1936-76)

• Rhode Island Reds (1976-77)

| Season | Aff | Head Coach | GP | W | L | T | OTL | SOL | PTS | GF | GA | Finish | Playoff Result (W-L Record) |
|---------|---------|---------------------------|-------|-------|-------|-----|-----|-----|-------|-------|--------|---------------|------------------------------|
| 1936-37 | | Albert LeDuc | 48 | 21 | 20 | 7 | -- | -- | 49 | 122 | 125 | 3rd, Eastern | Lost Quarterfinals (1-2) |
| 1937-38 | | Fred "Bun" Cook | 48 | 25 | 16 | 7 | -- | -- | 57 | 114 | 86 | 1st, Eastern | Won Calder Cup (5-2) |
| 1938-39 | | Fred "Bun" Cook | 54 | 21 | 22 | 11 | -- | -- | 53 | 136 | 153 | 2nd, Eastern | Lost Semifinals (2-3) |
| 1939-40 | | Fred "Bun" Cook | 54 | 27 | 19 | 8 | -- | -- | 62 | 161 | 157 | 1st, Eastern | Won Calder Cup (6-2) |
| 1940-41 | | Fred "Bun" Cook | 56 | 31 | 21 | 4 | -- | -- | 66 | 196 | 171 | 1st, Eastern | Lost Semifinals (1-3) |
| 1941-42 | | Fred "Bun" Cook | 56 | 17 | 32 | 7 | -- | -- | 41 | 205 | 237 | 4th, Eastern | Did not qualify |
| 1942-43 | | Fred "Bun" Cook | 56 | 27 | 27 | 2 | -- | -- | 56 | 211 | 216 | 5th | Lost Quarterfinals (0-2) |
| 1943-44 | | Johnny Mitchell | 52 | 11 | 36 | 5 | -- | -- | 27 | 126 | 214 | 3rd, Eastern | Did not qualify |
| 1944-45 | | Yank Boyd | 60 | 23 | 31 | 6 | -- | -- | 52 | 241 | 249 | 3rd, Eastern | Did not qualify |
| 1945-46 | | Yank Boyd | 62 | 23 | 33 | 6 | -- | -- | 52 | 221 | 254 | 3rd, Eastern | Lost Quarterfinals (0-2) |
| 1946-47 | | Tony Savage | 64 | 21 | 33 | 10 | -- | -- | 52 | 226 | 281 | 4th, Eastern | Did not qualify |
| 1947-48 | | Terry Reardon | 68 | 41 | 23 | 4 | -- | -- | 86 | 342 | 277 | 1st, Eastern | Lost Semifinals (1-4) |
| 1948-49 | | Terry Reardon | 68 | 44 | 18 | 6 | -- | -- | 94 | 347 | 219 | 1st, Eastern | Won Calder Cup (8-6) |
| 1949-50 | | Terry Reardon | 70 | 34 | 33 | 3 | -- | -- | 71 | 268 | 267 | 2nd, Eastern | Lost Semifinals (2-2) |
| 1950-51 | | Terry Reardon | 70 | 24 | 41 | 5 | -- | -- | 53 | 247 | 303 | 4th, Eastern | Did not qualify |
| 1951-52 | | Terry Reardon | 68 | 32 | 33 | 3 | -- | -- | 67 | 263 | 270 | 2nd, Eastern | Lost Calder Cup Finals (8-7) |
| 1952-53 | | Terry Reardon | 64 | 27 | 36 | 1 | -- | -- | 55 | 215 | 254 | 5th | Did not qualify |
| 1953-54 | | Pat Egan | 70 | 26 | 40 | 4 | -- | -- | 56 | 211 | 276 | 5th | Did not qualify |
| 1954-55 | | Pat Egan | 64 | 21 | 37 | 6 | -- | -- | 48 | 194 | 263 | 6th | Did not qualify |
| 1955-56 | | Johnny Crawford | 64 | 45 | 17 | 2 | -- | -- | 92 | 263 | 193 | 1st | Won Calder Cup (7-2) |
| 1956-57 | | Johnny Crawford | 64 | 34 | 22 | 8 | -- | -- | 76 | 236 | 168 | 1st | Lost Semifinals (1-4) |
| 1957-58 | | Johnny Crawford | 70 | 33 | 32 | 5 | -- | -- | 71 | 237 | 220 | 3rd | Lost Semifinals (1-4) |
| 1958-59 | | Johnny Crawford | 70 | 28 | 40 | 2 | -- | -- | 58 | 222 | 265 | 6th | Did not qualify |
| 1959-60 | | Johnny Crawford | 72 | 38 | 32 | 2 | -- | -- | 78 | 251 | 237 | 3rd | Lost Semifinals (1-4) |
| 1960-61 | | Phil Watson | 72 | 26 | 46 | 0 | -- | -- | 52 | 225 | 333 | 7th | Did not qualify |
| 1961-62 | | Fern Flaman | 70 | 36 | 32 | 2 | -- | -- | 74 | 261 | 267 | 3rd, Eastern | Lost Quarterfinals (1-2) |
| 1962-63 | | Fern Flaman | 72 | 38 | 29 | 5 | -- | -- | 81 | 239 | 203 | 1st, Eastern | Lost Semifinals (2-4) |
| 1963-64 | | Fern Flaman | 72 | 32 | 25 | 5 | -- | -- | 69 | 248 | 239 | 3rd, Eastern | Lost Quarterfinals (1-2) |
| 1964-65 | | Fern Flaman | 72 | 20 | 50 | 2 | -- | -- | 42 | 193 | 312 | 5th, Eastern | Did not qualify |
| 1965-66 | | Ivan Irwin | 72 | 20 | 49 | 3 | -- | -- | 43 | 184 | 310 | 5th, Eastern | Did not qualify |
| 1966-67 | | Dave Creighton | 72 | 13 | 46 | 13 | -- | -- | 39 | 210 | 329 | 5th, Eastern | Did not qualify |
| 1967-68 | | Dave Creighton | 72 | 30 | 33 | 9 | -- | -- | 69 | 235 | 272 | 3rd, Eastern | Lost Semifinals (4-4) |
| 1968-69 | | Dave Creighton | 74 | 32 | 36 | 6 | -- | -- | 70 | 242 | 284 | 3rd, Eastern | Lost Semifinals (5-4) |
| 1969-70 | | Dave Creighton | 72 | 23 | 36 | 13 | -- | -- | 59 | 218 | 267 | 4th, Eastern | Did not qualify |
| 1970-71 | | Larry Wilson | 72 | 28 | 31 | 13 | -- | -- | 69 | 257 | 270 | 1st, Eastern | Lost Calder Cup Finals (4-6) |
| 1971-72 | NYR | Larry Wilson | 76 | 28 | 37 | 11 | -- | -- | 67 | 250 | 274 | 4th, Eastern | Lost Quarterfinals (1-4) |
| 1972-73 | NYR | Larry Popein | 76 | 32 | 30 | 14 | -- | -- | 78 | 253 | 255 | 4th, Eastern | Lost Quarterfinals (0-4) |
| 1973-74 | NYR | John Muckler | 76 | 38 | 26 | 12 | -- | -- | 88 | 330 | 224 | 2nd, Northern | Lost Calder Cup Finals (9-6) |
| 1974-75 | NYR | John Muckler | 76 | 43 | 21 | 12 | -- | -- | 98 | 317 | 263 | 1st, Northern | Lost Quarterfinals (2-4) |
| 1975-76 | NYR | John Muckler | 76 | 34 | 34 | 8 | -- | -- | 76 | 294 | 300 | 3rd, Northern | Lost Quarterfinals (0-3) |
| 1976-77 | NYR/STL | John Muckler, Ross Brooks | 80 | 25 | 51 | 4 | -- | -- | 54 | 282 | 359 | 6th | Did not qualify |
| TOTALS | | | 2,744 | 1,172 | 1,316 | 256 | -- | -- | 2,600 | 9,493 | 10,136 | | |

NOTE: NHL affiliations listed beginning with 1971-72 season.



All-Time Team Register

Providence Bruins

| Season | Aff | Head Coach | GP | W | L | T | OTL | SOL | PTS | GF | GA | Finish | Playoff Result (W-L Record) |
|-----------|-----|-----------------------------|-------|-------|-----|----|-----|-----|-------|-------|-------|--------------------|-------------------------------------|
| 1992-93 | BOS | Mike O'Connell | 80 | 46 | 32 | 2 | -- | -- | 94 | 384 | 348 | 1st, Northern | Lost Division Semifinals (2-4) |
| 1993-94 | BOS | Mike O'Connell | 80 | 28 | 39 | 13 | -- | -- | 69 | 283 | 319 | 5th, Northern | Did not qualify |
| 1994-95 | BOS | Steve Kasper | 80 | 39 | 30 | 11 | -- | -- | 89 | 300 | 268 | 3rd, Northern | Lost Division Finals (6-7) |
| 1995-96 | BOS | Bob Francis | 80 | 30 | 36 | 10 | 4 | -- | 74 | 249 | 280 | 4th, Northern | Lost Conference Quarterfinals (1-3) |
| 1996-97 | BOS | Bob Francis | 80 | 35 | 40 | 3 | 2 | -- | 75 | 262 | 289 | 4th, New England | Lost Conference Semifinals (4-6) |
| 1997-98 | BOS | Tom McVie | 80 | 19 | 49 | 7 | 5 | -- | 50 | 211 | 301 | 5th, New England | Did not qualify |
| 1998-99 | BOS | Peter Laviolette | 80 | 56 | 16 | 4 | 4 | -- | 120 | 321 | 223 | 1st, New England | Won Calder Cup (15-4) |
| 1999-2000 | BOS | Peter Laviolette | 80 | 33 | 38 | 6 | 3 | -- | 75 | 231 | 269 | 5th, New England | Lost Conference Finals (10-4) |
| 2000-01 | BOS | Bill Armstrong | 80 | 35 | 31 | 10 | 4 | -- | 84 | 245 | 242 | 3rd, New England | Lost Conference Finals (8-9) |
| 2001-02 | BOS | Bill Armstrong | 80 | 35 | 33 | 8 | 4 | -- | 82 | 190 | 223 | 3rd, East (10) | Lost Qualifying Series (0-2) |
| 2002-03 | BOS | Mike Sullivan, Scott Gordon | 80 | 44 | 20 | 11 | 5 | -- | 104 | 268 | 227 | 1st, North (2) | Lost Conference Quarterfinals (1-3) |
| 2003-04 | BOS | Scott Gordon | 80 | 36 | 29 | 11 | 4 | -- | 87 | 170 | 170 | 4th, Atlantic | Lost Qualifying Series (0-2) |
| 2004-05 | BOS | Scott Gordon | 80 | 40 | 30 | -- | 3 | 7 | 90 | 211 | 202 | 4th, Atlantic | Lost Conference Finals (10-7) |
| 2005-06 | BOS | Scott Gordon | 80 | 43 | 31 | -- | 1 | 5 | 92 | 254 | 217 | 4th, Atlantic | Lost Division Semifinals (2-4) |
| 2006-07 | BOS | Scott Gordon | 80 | 44 | 30 | -- | 2 | 4 | 94 | 251 | 218 | 3rd, Atlantic | Lost Division Finals (6-7) |
| 2007-08 | BOS | Scott Gordon | 80 | 55 | 18 | -- | 3 | 4 | 117 | 280 | 206 | 1st, Atlantic | Lost Division Finals (6-4) |
| 2008-09 | BOS | Rob Murray | 80 | 43 | 29 | -- | 2 | 6 | 94 | 238 | 232 | 2nd, Atlantic | Lost Conference Finals (9-7) |
| 2009-10 | BOS | Rob Murray | 80 | 36 | 38 | -- | 5 | 1 | 78 | 207 | 226 | 7th, Atlantic | Did not qualify |
| 2010-11 | BOS | Rob Murray | 80 | 38 | 36 | -- | 3 | 3 | 82 | 209 | 252 | 5th, Atlantic | Did not qualify |
| 2011-12 | BOS | Bruce Cassidy | 76 | 35 | 34 | -- | 3 | 4 | 77 | 193 | 214 | 4th, Atlantic (12) | Did not qualify |
| 2012-13 | BOS | Bruce Cassidy | 76 | 50 | 21 | -- | 0 | 5 | 105 | 222 | 183 | 1st, Atlantic (1) | Lost Conference Semifinals (6-6) |
| 2013-14 | BOS | Bruce Cassidy | 76 | 40 | 25 | -- | 2 | 9 | 91 | 233 | 210 | 3rd, Atlantic (7) | Lost Conference Semifinals (6-6) |
| 2014-15 | BOS | Bruce Cassidy | 76 | 41 | 26 | -- | 7 | 2 | 91 | 209 | 185 | 2nd, Atlantic (6) | Lost Conference Quarterfinals (2-3) |
| 2015-16 | BOS | Bruce Cassidy | 76 | 41 | 22 | -- | 9 | 4 | 95 | 238 | 198 | 2nd, Atlantic | Lost Division Semifinals (0-3) |
| 2016-17 | BOS | Kevin Dean | 76 | 43 | 23 | -- | 6 | 4 | 96 | 229 | 188 | 4th, Atlantic | Lost Conference Finals (8-9) |
| 2017-18 | BOS | Jay Leach | 76 | 45 | 26 | -- | 3 | 2 | 95 | 231 | 187 | 4th, Atlantic | Lost Division Semifinals (1-3) |
| 2018-19 | BOS | Jay Leach | 76 | 38 | 27 | -- | 8 | 3 | 87 | 228 | 212 | 4th, Atlantic | Lost Division Semifinals (1-3) |
| TOTALS | | | 2,128 | 1,068 | 809 | 96 | 92 | 63 | 2,387 | 6,547 | 6,289 | | |

Quad City Flames

| Season | Aff | Head Coach | GP | W | L | T | OTL | SOL | PTS | GF | GA | Finish | Playoff Result (W-L Record) |
|---------|-----|-------------|-----|----|----|----|-----|-----|-----|-----|-----|-----------|-----------------------------|
| 2007-08 | CGY | Ryan McGill | 80 | 38 | 32 | -- | 3 | 7 | 86 | 203 | 214 | 6th, West | Did not qualify |
| 2008-09 | CGY | Ryan McGill | 80 | 36 | 31 | -- | 6 | 7 | 85 | 212 | 216 | 5th, West | Did not qualify |
| TOTALS | | | 160 | 74 | 63 | -- | 9 | 14 | 171 | 415 | 430 | | |

Quebec Aces

| Season | Aff | Head Coach | GP | W | L | T | OTL | SOL | PTS | GF | GA | Finish | Playoff Result (W-L Record) |
|---------|-----|------------------------------|-----|-----|-----|----|-----|-----|-----|-------|-------|--------------|---------------------------------|
| 1959-60 | | Jack Toupin | 72 | 19 | 51 | 2 | -- | -- | 40 | 178 | 333 | 7th | Did not qualify |
| 1960-61 | | Fleming Mackell, Jack Toupin | 72 | 30 | 39 | 3 | -- | -- | 63 | 217 | 267 | 6th | Did not qualify |
| 1961-62 | | Floyd Curry | 70 | 30 | 36 | 4 | -- | -- | 64 | 208 | 207 | 4th, Eastern | Did not qualify |
| 1962-63 | | Floyd Curry | 72 | 33 | 28 | 11 | -- | -- | 77 | 206 | 210 | 4th, Eastern | Did not qualify |
| 1963-64 | | Floyd Curry | 72 | 41 | 30 | 1 | -- | -- | 83 | 258 | 225 | 1st, Eastern | Lost Calder Cup Finals (4-5) |
| 1964-65 | | Bernie Geoffrion | 72 | 44 | 26 | 2 | -- | -- | 90 | 280 | 223 | 1st, Eastern | Lost Semifinals (1-4) |
| 1965-66 | | Bernie Geoffrion | 72 | 47 | 21 | 4 | -- | -- | 98 | 337 | 226 | 1st, Eastern | Lost Semifinals (2-4) |
| 1966-67 | | Phil Watson | 72 | 35 | 30 | 7 | -- | -- | 77 | 275 | 249 | 3rd, Eastern | Lost Quarterfinals (2-3) |
| 1967-68 | | Vic Stasiuk | 72 | 33 | 28 | 11 | -- | -- | 77 | 277 | 240 | 2nd, Western | Lost Calder Cup Finals (8-7) |
| 1968-69 | | Vic Stasiuk | 74 | 26 | 34 | 14 | -- | -- | 66 | 235 | 258 | 3rd, Western | Lost Calder Cup Finals (7-8) |
| 1969-70 | | Turk Broda | 72 | 27 | 39 | 6 | -- | -- | 60 | 221 | 272 | 3rd, Eastern | Lost Quarterfinals (2-4) |
| 1970-71 | | Eddie Bush | 72 | 25 | 31 | 16 | -- | -- | 66 | 211 | 240 | 4th, Eastern | Lost 3rd-place tiebreaker (0-1) |
| TOTALS | | | 864 | 390 | 393 | 81 | -- | -- | 861 | 2,903 | 2,950 | | |

Quebec Citadelles

| Season | Aff | Head Coach | GP | W | L | T | OTL | SOL | PTS | GF | GA | Finish | Playoff Result (W-L Record) |
|-----------|-----|-------------------------------|-----|-----|----|----|-----|-----|-----|-----|-----|-------------------|-------------------------------------|
| 1999-2000 | MTL | Michel Therrien | 80 | 37 | 34 | 5 | 4 | -- | 83 | 227 | 238 | 1st, Atlantic | Lost Conference Quarterfinals (0-3) |
| 2000-01 | MTL | Michel Therrien, Eric Lavigne | 80 | 41 | 32 | 3 | 4 | -- | 89 | 264 | 252 | 2nd, Canadian | Lost Conference Semifinals (4-5) |
| 2001-02 | MTL | Eric Lavigne | 80 | 35 | 27 | 15 | 3 | -- | 88 | 257 | 254 | 1st, Canadian (3) | Lost Conference Quarterfinals (0-3) |
| TOTALS | | | 240 | 113 | 93 | 23 | 11 | -- | 260 | 748 | 744 | | |

Rhode Island Reds (SEE PROVIDENCE REDS)

Richmond Robins

| Season | Aff | Head Coach | GP | W | L | T | OTL | SOL | PTS | GF | GA | Finish | Playoff Result (W-L Record) |
|---------|---------|--------------|-----|-----|-----|----|-----|-----|-----|-------|-------|---------------|-----------------------------|
| 1971-72 | PHI | Eddie Bush | 76 | 29 | 34 | 13 | -- | -- | 71 | 237 | 218 | 5th, Western | Did not qualify |
| 1972-73 | PHI | Larry Wilson | 76 | 30 | 36 | 10 | -- | -- | 70 | 272 | 280 | 4th, Western | Lost Quarterfinals (0-4) |
| 1973-74 | PHI | Larry Wilson | 76 | 22 | 40 | 14 | -- | -- | 58 | 248 | 320 | 4th, Southern | Lost Quarterfinals (1-4) |
| 1974-75 | PHI/WSH | Larry Wilson | 75 | 29 | 39 | 7 | -- | -- | 65 | 261 | 293 | 2nd, Southern | Lost Quarterfinals (3-4) |
| 1975-76 | PHI/WSH | Larry Wilson | 76 | 29 | 39 | 8 | -- | -- | 66 | 262 | 297 | 2nd, Southern | Lost Semifinals (4-4) |
| TOTALS | | | 379 | 139 | 188 | 52 | -- | -- | 330 | 1,280 | 1,408 | | |



NOTE: NHL affiliations listed beginning with 1971-72 season.

All-Time Team Register

Rochester Americans

| Season | Aff | Head Coach | GP | W | L | T | OTL | SOL | PTS | GF | GA | Finish | Playoff Result (W-L Record) |
|----------------|------------|--|--------------|--------------|--------------|------------|-----------|-----------|--------------|---------------|---------------|----------------------|-------------------------------------|
| 1956-57 | | Billy Reay | 64 | 34 | 25 | 5 | -- | -- | 73 | 224 | 199 | 3rd | Lost Calder Cup Finals (5-5) |
| 1957-58 | | Rollie McLenahan | 70 | 29 | 35 | 6 | -- | -- | 64 | 205 | 242 | 5th | Did not qualify |
| 1958-59 | | Bucko McDonald, Sam Pollock, Steve Kraftcheck | 70 | 34 | 31 | 5 | -- | -- | 73 | 242 | 209 | 3rd | Lost Semifinals (1-4) |
| 1959-60 | | Steve Kraftcheck | 72 | 40 | 27 | 5 | -- | -- | 85 | 285 | 211 | 2nd | Lost Calder Cup Finals (5-7) |
| 1960-61 | | Steve Kraftcheck, Jack Riley | 72 | 32 | 36 | 4 | -- | -- | 68 | 261 | 244 | 5th | Did not qualify |
| 1961-62 | | Johnny Crawford | 70 | 33 | 31 | 6 | -- | -- | 72 | 234 | 240 | 3rd, Western | Lost Quarterfinals (0-2) |
| 1962-63 | | Rudy Migay | 72 | 24 | 39 | 9 | -- | -- | 57 | 241 | 270 | 3rd, Western | Lost Quarterfinals (0-2) |
| 1963-64 | | Joe Crozier | 72 | 40 | 30 | 2 | -- | -- | 82 | 256 | 223 | 2nd, Western | Lost Quarterfinals (0-2) |
| 1964-65 | | Joe Crozier | 72 | 48 | 21 | 3 | -- | -- | 99 | 310 | 199 | 1st, Western | Won Calder Cup (8-2) |
| 1965-66 | | Joe Crozier | 72 | 46 | 21 | 5 | -- | -- | 97 | 288 | 221 | 1st, Western | Won Calder Cup (8-4) |
| 1966-67 | | Joe Crozier | 72 | 38 | 25 | 9 | -- | -- | 85 | 300 | 223 | 2nd, Western | Lost Calder Cup Finals (6-7) |
| 1967-68 | | Joe Crozier | 72 | 38 | 25 | 9 | -- | -- | 85 | 273 | 233 | 1st, Western | Won Calder Cup (8-3) |
| 1968-69 | | Dick Gamble | 74 | 25 | 38 | 11 | -- | -- | 61 | 237 | 295 | 4th, Western | Did not qualify |
| 1969-70 | | Dick Gamble | 72 | 18 | 38 | 16 | -- | -- | 52 | 253 | 315 | 5th, Western | Did not qualify |
| 1970-71 | | Dick Gamble, John O'Flaherty | 72 | 25 | 36 | 11 | -- | -- | 61 | 222 | 248 | 4th, Western | Did not qualify |
| 1971-72 | VAN | Doug Adam, Don Cherry | 76 | 28 | 38 | 10 | -- | -- | 66 | 242 | 311 | 5th, Eastern | Did not qualify |
| 1972-73 | -- | Don Cherry | 76 | 33 | 31 | 12 | -- | -- | 78 | 239 | 276 | 3rd, Eastern | Lost Quarterfinals (2-4) |
| 1973-74 | -- | Don Cherry | 76 | 42 | 21 | 13 | -- | -- | 97 | 296 | 248 | 1st, Northern | Lost Quarterfinals (2-4) |
| 1974-75 | BOS | Dick Mattiussi | 76 | 42 | 25 | 9 | -- | -- | 93 | 317 | 243 | 2nd, Northern | Lost Semifinals (6-6) |
| 1975-76 | BOS | Dick Mattiussi | 76 | 42 | 25 | 9 | -- | -- | 93 | 304 | 243 | 2nd, Northern | Lost Semifinals (3-4) |
| 1976-77 | BOS | Duane Rupp | 80 | 42 | 33 | 5 | -- | -- | 89 | 320 | 273 | 3rd | Lost Calder Cup Finals (6-6) |
| 1977-78 | BOS | Duane Rupp | 81 | 43 | 31 | 7 | -- | -- | 93 | 332 | 296 | 1st, Southern | Lost Semifinals (2-4) |
| 1978-79 | BOS | Duane Rupp, Gary Darling, Ron Garwasiuk, Pat Kelly | 80 | 26 | 42 | 12 | -- | -- | 64 | 289 | 349 | 4th, Southern | Did not qualify |
| 1979-80 | BUF | Billy Inglis | 80 | 28 | 42 | 10 | -- | -- | 66 | 260 | 327 | 4th, Southern | Lost Quarterfinals (0-4) |
| 1980-81 | BUF | Mike Keenan | 80 | 30 | 42 | 8 | -- | -- | 68 | 295 | 316 | 5th, Southern | Did not qualify |
| 1981-82 | BUF | Mike Keenan | 80 | 40 | 31 | 9 | -- | -- | 89 | 325 | 286 | 2nd, Southern | Lost Semifinals (4-6) |
| 1982-83 | BUF | Mike Keenan | 80 | 46 | 25 | 9 | -- | -- | 101 | 389 | 325 | 1st, Southern | Won Calder Cup (12-4) |
| 1983-84 | BUF | Joe Crozier | 80 | 46 | 32 | 2 | -- | -- | 94 | 363 | 300 | 2nd, Southern | Lost Calder Cup Finals (9-9) |
| 1984-85 | BUF | Jim Schoenfeld, John Van Boxmeer | 80 | 40 | 27 | 13 | -- | -- | 93 | 333 | 301 | 3rd, Southern | Lost Quarterfinals (1-4) |
| 1985-86 | BUF | John Van Boxmeer | 80 | 34 | 39 | 7 | -- | -- | 75 | 320 | 337 | 6th, Southern | Did not qualify |
| 1986-87 | BUF | John Van Boxmeer | 80 | 47 | 26 | -- | -- | 7 | 101 | 315 | 263 | 1st, Southern | Won Calder Cup (12-6) |
| 1987-88 | BUF | John Van Boxmeer | 80 | 46 | 26 | 7 | 1 | -- | 100 | 328 | 272 | 2nd, Southern | Lost Quarterfinals (3-4) |
| 1988-89 | BUF | John Van Boxmeer | 80 | 38 | 37 | 5 | -- | -- | 81 | 305 | 302 | 5th, Southern | Did not qualify |
| 1989-90 | BUF | John Van Boxmeer | 80 | 43 | 28 | 9 | -- | -- | 95 | 337 | 286 | 1st, Southern | Lost Calder Cup Finals (10-7) |
| 1990-91 | BUF | Don Lever | 80 | 45 | 26 | 9 | -- | -- | 99 | 326 | 253 | 1st, Southern | Lost Calder Cup Finals (10-5) |
| 1991-92 | BUF | Don Lever | 80 | 37 | 31 | 12 | -- | -- | 86 | 292 | 248 | 2nd, Southern | Lost Semifinals (9-7) |
| 1992-93 | BUF | John Van Boxmeer | 80 | 40 | 33 | 7 | -- | -- | 87 | 348 | 332 | 2nd, Southern | Lost Calder Cup Finals (9-8) |
| 1993-94 | BUF | John Van Boxmeer | 80 | 31 | 34 | 15 | -- | -- | 77 | 277 | 300 | 4th, Southern | Lost Division Semifinals (0-4) |
| 1994-95 | BUF | John Van Boxmeer | 80 | 35 | 38 | 7 | -- | -- | 77 | 300 | 304 | 4th, Southern | Lost Division Semifinals (1-4) |
| 1995-96 | BUF | John Tortorella | 80 | 37 | 34 | 5 | 4 | -- | 83 | 294 | 297 | 3rd, Central | Won Calder Cup (15-4) |
| 1996-97 | BUF | John Tortorella | 80 | 40 | 30 | 9 | 1 | -- | 90 | 298 | 257 | 1st, Empire State | Lost Conference Semifinals (6-4) |
| 1997-98 | BUF | Brian McCutcheon | 80 | 30 | 38 | 12 | 0 | -- | 72 | 238 | 260 | 5th, Empire | Lost Conference Quarterfinals (1-3) |
| 1998-99 | BUF | Brian McCutcheon | 80 | 52 | 21 | 6 | 1 | -- | 111 | 287 | 176 | 1st, Empire | Lost Calder Cup Finals (12-8) |
| 1999-2000 | BUF | Brian McCutcheon | 80 | 46 | 22 | 9 | 3 | -- | 104 | 247 | 201 | 1st, Empire | Lost Calder Cup Finals (13-8) |
| 2000-01 | BUF | Randy Cunneynworth | 80 | 46 | 22 | 9 | 3 | -- | 104 | 224 | 192 | 1st, Mid-Atlantic | Lost Conference Quarterfinals (1-3) |
| 2001-02 | BUF | Randy Cunneynworth | 80 | 32 | 30 | 15 | 3 | -- | 82 | 206 | 211 | 2nd, Central (9) | Lost Qualifying Series (0-2) |
| 2002-03 | BUF | Randy Cunneynworth | 80 | 31 | 30 | 14 | 5 | -- | 81 | 219 | 221 | 2nd, Central (10) | Lost Qualifying Series (1-2) |
| 2003-04 | BUF | Randy Cunneynworth | 80 | 37 | 28 | 10 | 5 | -- | 89 | 207 | 188 | 3rd, North | Lost Conference Finals (9-7) |
| 2004-05 | BUF | Randy Cunneynworth | 80 | 51 | 19 | -- | 4 | 6 | 112 | 243 | 208 | 1st, North | Lost Division Finals (5-4) |
| 2005-06 | BUF/FLA | Randy Cunneynworth | 80 | 37 | 39 | -- | 2 | 2 | 78 | 261 | 270 | 5th, North | Did not qualify |
| 2006-07 | BUF/FLA | Randy Cunneynworth | 80 | 48 | 30 | -- | 1 | 1 | 98 | 269 | 250 | 2nd, North | Lost Division Semifinals (2-4) |
| 2007-08 | BUF/FLA | Randy Cunneynworth | 80 | 24 | 46 | -- | 6 | 4 | 58 | 197 | 297 | 7th, North | Did not qualify |
| 2008-09 | FLA | Benoit Groulx | 80 | 29 | 43 | -- | 0 | 8 | 66 | 184 | 259 | 7th, North | Did not qualify |
| 2009-10 | FLA | Benoit Groulx | 80 | 44 | 33 | -- | 2 | 1 | 91 | 253 | 247 | 2nd, North | Lost Division Semifinals (3-4) |
| 2010-11 | FLA | Chuck Weber | 80 | 31 | 39 | -- | 5 | 5 | 72 | 218 | 266 | 7th, North | Did not qualify |
| 2011-12 | BUF | Ron Rolston | 76 | 36 | 26 | -- | 10 | 4 | 86 | 224 | 221 | 2nd, North (7) | Lost Conference Quarterfinals (0-3) |
| 2012-13 | BUF | Ron Rolston, Chadd Cassidy | 76 | 43 | 29 | -- | 3 | 1 | 90 | 234 | 209 | 2nd, North (7) | Lost Conference Quarterfinals (0-3) |
| 2013-14 | BUF | Chadd Cassidy | 76 | 37 | 28 | -- | 6 | 5 | 85 | 216 | 217 | 2nd, North (7) | Lost Conference Quarterfinals (2-3) |
| 2014-15 | BUF | Chadd Cassidy | 76 | 29 | 41 | -- | 5 | 1 | 64 | 209 | 251 | 5th, North | Did not qualify |
| 2015-16 | BUF | Randy Cunneynworth | 76 | 34 | 38 | -- | 3 | 1 | 72 | 199 | 249 | 6th, North | Did not qualify |
| 2016-17 | BUF | Dan Lambert | 76 | 32 | 41 | -- | 0 | 3 | 67 | 205 | 240 | 6th, North | Did not qualify |
| 2017-18 | BUF | Chris Taylor | 76 | 37 | 22 | -- | 11 | 6 | 91 | 234 | 221 | 3rd, North | Lost Division Semifinals (0-3) |
| 2018-19 | BUF | Chris Taylor | 76 | 46 | 23 | -- | 5 | 2 | 99 | 254 | 218 | 2nd, North | Lost Division Semifinals (0-3) |
| | | TOTALS | 4,857 | 2,337 | 1,973 | 401 | 89 | 57 | 5,221 | 16,903 | 16,189 | | |

Rockford IceHogs

| Season | Aff | Head Coach | GP | W | L | T | OTL | SOL | PTS | GF | GA | Finish | Playoff Result (W-L Record) |
|---------|-----|-----------------------------|------------|------------|------------|-----------|-----------|-----------|--------------|--------------|--------------|-------------------|----------------------------------|
| 2007-08 | CHI | Mike Haviland | 80 | 44 | 26 | -- | 4 | 6 | 98 | 247 | 231 | 2nd, West | Lost Division Finals (7-5) |
| 2008-09 | CHI | Bill Peters | 80 | 40 | 34 | -- | 0 | 6 | 86 | 229 | 220 | 4th, West | Lost Division Semifinals (0-4) |
| 2009-10 | CHI | Bill Peters | 80 | 44 | 30 | -- | 3 | 3 | 94 | 226 | 226 | 3rd, West | Lost Division Semifinals (0-4) |
| 2010-11 | CHI | Bill Peters | 80 | 38 | 33 | -- | 4 | 5 | 85 | 216 | 245 | 8th, West | Did not qualify |
| 2011-12 | CHI | Ted Dent | 76 | 35 | 32 | -- | 2 | 7 | 79 | 207 | 228 | 5th, Midwest (12) | Did not qualify |
| 2012-13 | CHI | Ted Dent | 76 | 42 | 31 | -- | 2 | 1 | 87 | 246 | 225 | 3rd, Midwest (9) | Did not qualify |
| 2013-14 | CHI | Ted Dent | 76 | 35 | 32 | -- | 5 | 4 | 79 | 234 | 262 | 4th, Midwest (9) | Did not qualify |
| 2014-15 | CHI | Ted Dent | 76 | 46 | 23 | -- | 5 | 2 | 99 | 222 | 180 | 2nd, Midwest (4) | Lost Conference Semifinals (4-4) |
| 2015-16 | CHI | Ted Dent | 76 | 40 | 22 | -- | 10 | 4 | 94 | 214 | 205 | 3rd, Central | Lost Division Semifinals (0-3) |
| 2016-17 | CHI | Ted Dent | 76 | 25 | 39 | -- | 9 | 3 | 62 | 175 | 246 | 8th, Central | Did not qualify |
| 2017-18 | CHI | Jeremy Colliton | 76 | 40 | 28 | -- | 4 | 4 | 88 | 239 | 234 | 4th, Central | Lost Conference Finals (9-4) |
| 2018-19 | CHI | Jeremy Colliton, Derek King | 76 | 35 | 31 | -- | 4 | 6 | 80 | 184 | 214 | 7th, Central | Did not qualify |
| | | TOTALS | 928 | 464 | 361 | -- | 52 | 51 | 1,031 | 2,639 | 2,716 | | |

NOTE: NHL affiliations listed beginning with 1971-72 season.



All-Time Team Register

St. Catharines Saints (SEE NEWMARKET SAINTS)

Saint John Flames

| Season | Aff | Head Coach | GP | W | L | T | OTL | SOL | PTS | GF | GA | Finish | Playoff Result (W-L Record) |
|----------------|------------|--------------------------|-----------|-----------|-----------|----------|----------|-----------|------------|------------|------------|----------------------|-------------------------------------|
| 1993-94 | CGY | Bob Francis | 80 | 37 | 33 | 10 | -- | -- | 84 | 304 | 305 | 2nd, Atlantic | Lost Division Semifinals (3-4) |
| 1994-95 | CGY | Bob Francis | 80 | 27 | 40 | 13 | -- | -- | 67 | 250 | 286 | 4th, Atlantic | Lost Division Semifinals (1-4) |
| 1995-96 | CGY | Paul Baxter | 80 | 35 | 30 | 11 | 4 | -- | 85 | 272 | 264 | 2nd, Atlantic | Lost Conference Finals (10-6) |
| 1996-97 | CGY | Paul Baxter | 80 | 28 | 36 | 13 | 3 | -- | 72 | 237 | 269 | 2nd, Canadian | Lost Conference Quarterfinals (2-3) |
| 1997-98 | CGY | Bill Stewart | 80 | 43 | 24 | 13 | 0 | -- | 99 | 231 | 201 | 1st, Atlantic | Lost Calder Cup Finals (13-8) |
| 1998-99 | CGY | Rick Vaive | 80 | 31 | 40 | 8 | 1 | -- | 71 | 238 | 296 | 4th, Atlantic | Lost Conference Semifinals (3-4) |
| 1999-2000 | CGY | Rick Vaive | 80 | 32 | 32 | 11 | 5 | -- | 80 | 267 | 283 | 2nd, Atlantic | Lost Conference Quarterfinals (0-3) |
| 2000-01 | CGY | Jim Playfair | 80 | 44 | 24 | 7 | 5 | -- | 100 | 269 | 210 | 1st, Canadian | Won Calder Cup (15-4) |
| 2001-02 | CGY | Jim Playfair | 80 | 29 | 34 | 13 | 4 | -- | 75 | 182 | 202 | 5th, Canadian (12) | Did not qualify |
| 2002-03 | CGY | Jim Playfair, Ron Wilson | 80 | 32 | 41 | 6 | 1 | -- | 71 | 203 | 223 | 4th, Canadian (12) | Did not qualify |
| | | TOTALS | 800 | 338 | 334 | 105 | 23 | -- | 804 | 2,453 | 2,539 | | |

St. John's Maple Leafs

| Season | Aff | Head Coach | GP | W | L | T | OTL | SOL | PTS | GF | GA | Finish | Playoff Result (W-L Record) |
|-----------|-----|---------------|-------|-----|-----|-----|-----|-----|-------|-------|-------|--------------------|-------------------------------------|
| 1991-92 | TOR | Marc Crawford | 80 | 39 | 29 | 12 | -- | -- | 90 | 325 | 285 | 2nd, Atlantic | Lost Calder Cup Finals (11-5) |
| 1992-93 | TOR | Marc Crawford | 80 | 41 | 26 | 13 | -- | -- | 95 | 351 | 308 | 1st, Atlantic | Lost Division Finals (4-5) |
| 1993-94 | TOR | Marc Crawford | 80 | 45 | 23 | 12 | -- | -- | 102 | 360 | 287 | 1st, Atlantic | Lost Division Finals (6-5) |
| 1994-95 | TOR | Tom Watt | 80 | 33 | 37 | 10 | -- | -- | 76 | 263 | 263 | 2nd, Atlantic | Lost Division Semifinals (1-4) |
| 1995-96 | TOR | Tom Watt | 80 | 31 | 31 | 14 | 4 | -- | 80 | 248 | 274 | 3rd, Atlantic | Lost Conference Quarterfinals (1-3) |
| 1996-97 | TOR | Mark Hunter | 80 | 36 | 28 | 10 | 6 | -- | 88 | 265 | 264 | 1st, Canadian | Lost Conference Semifinals (6-5) |
| 1997-98 | TOR | Al MacAdam | 80 | 25 | 32 | 18 | 5 | -- | 73 | 233 | 254 | 4th, Atlantic | Lost Conference Quarterfinals (1-3) |
| 1998-99 | TOR | Al MacAdam | 80 | 34 | 35 | 7 | 4 | -- | 79 | 246 | 270 | 2nd, Atlantic | Lost Conference Quarterfinals (2-3) |
| 1999-2000 | TOR | Al MacAdam | 80 | 23 | 45 | 8 | 4 | -- | 58 | 202 | 277 | 4th, Atlantic | Did not qualify |
| 2000-01 | TOR | Lou Crawford | 80 | 35 | 35 | 8 | 2 | -- | 80 | 247 | 244 | 3rd, Canadian | Lost Conference Quarterfinals (1-3) |
| 2001-02 | TOR | Lou Crawford | 80 | 34 | 27 | 17 | 2 | -- | 87 | 256 | 240 | 3rd, Canadian (7) | Lost Conference Semifinals (5-6) |
| 2002-03 | TOR | Lou Crawford | 80 | 32 | 40 | 6 | 2 | -- | 72 | 236 | 285 | 3rd, Canadian (11) | Did not qualify |
| 2003-04 | TOR | Doug Shedden | 80 | 32 | 36 | 8 | 4 | -- | 76 | 225 | 265 | 7th, North | Did not qualify |
| 2004-05 | TOR | Doug Shedden | 80 | 46 | 28 | -- | 1 | 5 | 98 | 244 | 232 | 2nd, North | Lost Division Semifinals (1-4) |
| | | TOTALS | 1,120 | 486 | 452 | 143 | 34 | 5 | 1,154 | 3,701 | 3,748 | | |

St. John's IceCaps

| Season | Aff | Head Coach | GP | W | L | T | OTL | SOL | PTS | GF | GA | Finish | Playoff Result (W-L Record) |
|---------|-----|-------------------|-----|-----|-----|----|-----|-----|-----|-------|-------|--------------------|--------------------------------|
| 2011-12 | WPG | Keith McCambridge | 76 | 43 | 25 | -- | 5 | 3 | 94 | 240 | 216 | 1st, Atlantic (2) | Lost Conference Finals (7-8) |
| 2012-13 | WPG | Keith McCambridge | 76 | 32 | 36 | -- | 3 | 5 | 72 | 195 | 237 | 5th, Atlantic (14) | Did not qualify |
| 2013-14 | WPG | Keith McCambridge | 76 | 46 | 23 | -- | 2 | 5 | 99 | 258 | 207 | 2nd, Atlantic (4) | Lost Calder Cup Finals (12-9) |
| 2014-15 | WPG | Keith McCambridge | 76 | 32 | 33 | -- | 9 | 2 | 75 | 183 | 235 | 5th, Atlantic (12) | Did not qualify |
| 2015-16 | MTL | Sylvain Lefebvre | 76 | 32 | 33 | -- | 8 | 3 | 75 | 208 | 239 | 5th, North | Did not qualify |
| 2016-17 | MTL | Sylvain Lefebvre | 76 | 36 | 30 | -- | 8 | 2 | 82 | 216 | 220 | 4th, North | Lost Division Semifinals (1-3) |
| | | TOTALS | 456 | 221 | 180 | -- | 35 | 20 | 497 | 1,300 | 1,354 | | |

St. Louis Flyers

| Season | Aff | Head Coach | GP | W | L | T | OTL | SOL | PTS | GF | GA | Finish | Playoff Result (W-L Record) |
|---------|-----|----------------------------|-----|-----|-----|----|-----|-----|-----|-------|-------|--------------|-----------------------------|
| 1944-45 | | Hap Emms | 60 | 14 | 38 | 8 | -- | -- | 36 | 157 | 257 | 4th, Western | Did not qualify |
| 1945-46 | | Hap Emms, Ralph Taylor | 62 | 21 | 32 | 9 | -- | -- | 51 | 198 | 266 | 4th, Western | Did not qualify |
| 1946-47 | | Ralph Taylor, Bob Davidson | 64 | 17 | 35 | 12 | -- | -- | 46 | 211 | 292 | 5th, Western | Did not qualify |
| 1947-48 | | Ebbie Goodfellow | 68 | 22 | 36 | 10 | -- | -- | 54 | 242 | 291 | 5th, Western | Did not qualify |
| 1948-49 | | Ebbie Goodfellow | 68 | 41 | 18 | 9 | -- | -- | 91 | 294 | 192 | 1st, Western | Lost Semifinals (3-4) |
| 1949-50 | | Ebbie Goodfellow | 70 | 34 | 28 | 8 | -- | -- | 76 | 258 | 250 | 3rd, Western | Lost Quarterfinals (0-2) |
| 1950-51 | | Johnny Mitchell | 70 | 32 | 34 | 4 | -- | -- | 68 | 233 | 252 | 4th, Western | Did not qualify |
| 1951-52 | | Mud Bruneteau | 68 | 28 | 39 | 1 | -- | -- | 57 | 256 | 262 | 4th, Western | Did not qualify |
| 1952-53 | | Jake Forbes | 64 | 26 | 37 | 1 | -- | -- | 53 | 212 | 258 | 6th | Did not qualify |
| | | TOTALS | 594 | 235 | 297 | 62 | -- | -- | 532 | 2,061 | 2,320 | | |



NOTE: NHL affiliations listed beginning with 1971-72 season.

All-Time Team Register

San Antonio Rampage

| Season | Aff | Head Coach | GP | W | L | T | OTL | SOL | PTS | GF | GA | Finish | Playoff Result (W-L Record) |
|---------------|-----|-----------------------------|--------------|------------|------------|-----------|-----------|-----------|--------------|--------------|--------------|-----------------|-------------------------------------|
| 2002-03 | FLA | John Torchetti, Scott Allen | 80 | 36 | 29 | 11 | 4 | -- | 87 | 235 | 226 | 3rd, West (6) | Lost Conference Quarterfinals (0-3) |
| 2003-04 | FLA | Steve Ludzik, Scott Allen | 80 | 30 | 42 | 8 | 0 | -- | 68 | 191 | 231 | 6th, West | Did not qualify |
| 2004-05 | FLA | Steve Ludzik | 80 | 27 | 45 | -- | 3 | 5 | 62 | 156 | 232 | 6th, West | Did not qualify |
| 2005-06 | PHX | Pat Conacher | 80 | 23 | 50 | -- | 3 | 4 | 53 | 153 | 251 | 7th, West | Did not qualify |
| 2006-07 | PHX | Pat Conacher | 80 | 32 | 42 | -- | 2 | 4 | 70 | 219 | 256 | 6th, West | Did not qualify |
| 2007-08 | PHX | Greg Ireland | 80 | 42 | 28 | -- | 3 | 7 | 94 | 238 | 225 | 5th, West | Lost Division Semifinals (3-4) |
| 2008-09 | PHX | Greg Ireland | 80 | 36 | 38 | -- | 2 | 4 | 78 | 205 | 243 | 8th, West | Did not qualify |
| 2009-10 | PHX | Greg Ireland, Ray Edwards | 80 | 36 | 32 | -- | 5 | 7 | 84 | 235 | 244 | 6th, West | Did not qualify |
| 2010-11 | PHX | Ray Edwards | 80 | 40 | 33 | -- | 4 | 3 | 87 | 228 | 245 | 7th, West | Did not qualify |
| 2011-12 | FLA | Chuck Weber | 76 | 41 | 30 | -- | 3 | 2 | 87 | 197 | 204 | 3rd, West (6) | Lost Conference Semifinals (4-6) |
| 2012-13 | FLA | Chuck Weber | 76 | 29 | 38 | -- | 2 | 7 | 67 | 195 | 241 | 5th, South (14) | Did not qualify |
| 2013-14 | FLA | Peter Horachek, Tom Rowe | 76 | 30 | 37 | -- | 3 | 6 | 69 | 206 | 235 | 5th, West (14) | Did not qualify |
| 2014-15 | FLA | Tom Rowe | 76 | 45 | 23 | -- | 7 | 1 | 98 | 248 | 222 | 1st, West (3) | Lost Conference Quarterfinals (0-3) |
| 2015-16 | COL | Dean Chynoweth | 76 | 33 | 35 | -- | 8 | 0 | 74 | 213 | 240 | 7th, Pacific | Did not qualify |
| 2016-17 | COL | Eric Veilleux | 76 | 27 | 42 | -- | 5 | 2 | 61 | 184 | 240 | 8th, Pacific | Did not qualify |
| 2017-18 | COL | Eric Veilleux | 76 | 35 | 31 | -- | 10 | 0 | 80 | 198 | 219 | 8th, Pacific | Did not qualify |
| 2018-19 | STL | Drew Bannister | 76 | 31 | 38 | -- | 6 | 1 | 69 | 196 | 244 | 8th, Central | Did not qualify |
| TOTALS | | | 1,328 | 573 | 613 | 19 | 70 | 53 | 1,288 | 3,497 | 3,998 | | |

San Diego Gulls

| Season | Aff | Head Coach | GP | W | L | T | OTL | SOL | PTS | GF | GA | Finish | Playoff Result (W-L Record) |
|---------------|-----|---------------|------------|------------|-----------|-----------|-----------|----------|------------|------------|------------|--------------|------------------------------|
| 2015-16 | ANA | Dallas Eakins | 68 | 39 | 23 | -- | 4 | 2 | 84 | 208 | 200 | 2nd, Pacific | Lost Division Finals (4-5) |
| 2016-17 | ANA | Dallas Eakins | 68 | 43 | 20 | -- | 3 | 2 | 91 | 221 | 178 | 2nd, Pacific | Lost Division Finals (4-6) |
| 2017-18 | ANA | Dallas Eakins | 68 | 36 | 28 | -- | 3 | 1 | 76 | 202 | 197 | 5th, Pacific | Did not qualify |
| 2018-19 | ANA | Dallas Eakins | 68 | 36 | 24 | -- | 5 | 3 | 80 | 239 | 221 | 3rd, Pacific | Lost Conference Finals (9-7) |
| TOTALS | | | 272 | 154 | 95 | -- | 15 | 8 | 331 | 870 | 796 | | |

San Jose Barracuda

| Season | Aff | Head Coach | GP | W | L | T | OTL | SOL | PTS | GF | GA | Finish | Playoff Result (W-L Record) |
|---------------|-----|------------|------------|------------|-----------|-----------|-----------|-----------|------------|------------|------------|--------------|--------------------------------|
| 2015-16 | SJ | Roy Sommer | 68 | 31 | 26 | -- | 8 | 3 | 73 | 198 | 193 | 4th, Pacific | Lost Division Semifinals (1-3) |
| 2016-17 | SJ | Roy Sommer | 68 | 43 | 16 | -- | 4 | 5 | 95 | 232 | 176 | 1st, Pacific | Lost Conference Finals (8-7) |
| 2017-18 | SJ | Roy Sommer | 68 | 34 | 26 | -- | 4 | 4 | 76 | 186 | 198 | 4th, Pacific | Lost Division Semifinals (1-3) |
| 2018-19 | SJ | Roy Sommer | 68 | 39 | 22 | -- | 3 | 4 | 85 | 227 | 197 | 2nd, Pacific | Lost Division Semifinals (1-3) |
| TOTALS | | | 272 | 147 | 90 | -- | 19 | 16 | 329 | 843 | 764 | | |

Sherbrooke Jets

| Season | Aff | Head Coach | GP | W | L | T | OTL | SOL | PTS | GF | GA | Finish | Playoff Result (W-L Record) |
|---------------|-----|-------------------------------|------------|-----------|------------|----------|-----------|-----------|-----------|------------|------------|---------------|-----------------------------|
| 1982-83 | WPG | Rick Bowness | 80 | 22 | 54 | 4 | -- | -- | 48 | 288 | 390 | 6th, Northern | Did not qualify |
| 1983-84 | WPG | Ron Racette, George Guilbault | 80 | 22 | 53 | 5 | -- | -- | 49 | 301 | 419 | 6th, Northern | Did not qualify |
| TOTALS | | | 160 | 44 | 107 | 9 | -- | -- | 97 | 589 | 809 | | |

Sherbrooke Canadiens

| Season | Aff | Head Coach | GP | W | L | T | OTL | SOL | PTS | GF | GA | Finish | Playoff Result (W-L Record) |
|---------------|---------|----------------|------------|------------|------------|-----------|----------|----------|------------|--------------|--------------|---------------|-------------------------------|
| 1984-85 | MTL/WPG | Pierre Creamer | 80 | 37 | 38 | 5 | -- | -- | 79 | 323 | 329 | 3rd, Northern | Won Calder Cup (12-5) |
| 1985-86 | MTL/WPG | Pierre Creamer | 80 | 33 | 38 | 9 | -- | -- | 75 | 340 | 341 | 5th, Northern | Did not qualify |
| 1986-87 | MTL/WPG | Pierre Creamer | 80 | 50 | 28 | -- | -- | 2 | 102 | 328 | 257 | 1st, Northern | Lost Calder Cup Finals (11-6) |
| 1987-88 | MTL | Pat Burns | 80 | 42 | 33 | 4 | 1 | -- | 89 | 316 | 243 | 3rd, Northern | Lost Quarterfinals (2-4) |
| 1988-89 | MTL | Jean Hamel | 80 | 47 | 24 | 9 | -- | -- | 103 | 348 | 261 | 1st, Northern | Lost Quarterfinals (2-4) |
| 1989-90 | MTL | Jean Hamel | 80 | 45 | 23 | 12 | -- | -- | 102 | 301 | 247 | 1st, Northern | Lost Semifinals (6-6) |
| TOTALS | | | 480 | 254 | 184 | 39 | 1 | 2 | 550 | 1,956 | 1,678 | | |

All-Time Team Register

Springfield Indians/Springfield Kings

• *Springfield Indians (1936-67, 1974-94)*

• *Springfield Kings (1967-75)*

| Season | Aff | Head Coach | GP | W | L | T | OTL | SOL | PTS | GF | GA | Finish | Playoff Result (W-L Record) |
|----------|---------|--|-----------|-----------|-----------|-----------|-----|-----|-----------|------------|------------|----------------------|--------------------------------|
| 1936-37 | | George Boucher | 48 | 22 | 17 | 9 | -- | -- | 53 | 117 | 125 | 2nd, Eastern | Lost Semifinals (2-3) |
| 1937-38 | | George Boucher | 48 | 10 | 30 | 8 | -- | -- | 28 | 96 | 140 | 4th, Eastern | Did not qualify |
| 1938-39 | | Lionel Hitchman, Lucien Garneau, Johnny Mitchell | 54 | 16 | 29 | 9 | -- | -- | 41 | 121 | 179 | 3rd, Eastern | Lost Quarterfinals (1-2) |
| 1939-40 | | Johnny Mitchell | 54 | 24 | 24 | 6 | -- | -- | 54 | 166 | 149 | 3rd, Eastern | Lost Quarterfinals (1-2) |
| 1940-41 | | Johnny Mitchell | 56 | 26 | 21 | 9 | -- | -- | 61 | 157 | 149 | 3rd, Eastern | Lost Quarterfinals (1-2) |
| 1941-42 | | Johnny Mitchell | 56 | 31 | 20 | 5 | -- | -- | 67 | 213 | 167 | 1st, Eastern | Lost Semifinals (2-3) |
| 1942-46 | | <i>Did not play</i> | | | | | | | | | | | |
| 1946-47 | | Earl Seibert | 64 | 24 | 29 | 11 | -- | -- | 59 | 202 | 220 | 2nd, Eastern | Lost Quarterfinals (0-2) |
| 1947-48 | | Earl Seibert | 68 | 19 | 42 | 7 | -- | -- | 45 | 237 | 308 | 5th, Eastern | Did not qualify |
| 1948-49 | | Earl Seibert | 68 | 22 | 37 | 9 | -- | -- | 53 | 240 | 276 | 3rd, Eastern | Lost Quarterfinals (1-2) |
| 1949-50 | | Earl Seibert | 70 | 28 | 34 | 8 | -- | -- | 64 | 245 | 258 | 3rd, Eastern | Lost Quarterfinals (0-2) |
| 1950-51 | | Earl Seibert | 70 | 27 | 37 | 6 | -- | -- | 60 | 268 | 254 | 3rd, Eastern | Lost Quarterfinals (0-3) |
| 1951-54 | | <i>Did not play</i> | | | | | | | | | | | |
| 1954-55 | | Eddie Shore | 64 | 32 | 29 | 3 | -- | -- | 67 | 251 | 233 | 3rd | Lost Semifinals (1-3) |
| 1955-56 | | Bill Mitchell | 64 | 17 | 45 | 2 | -- | -- | 36 | 212 | 297 | 6th | Did not qualify |
| 1956-57 | | Punch Imlach | 64 | 19 | 41 | 4 | -- | -- | 42 | 217 | 274 | 6th | Did not qualify |
| 1957-58 | | Cal Gardner | 70 | 29 | 33 | 8 | -- | -- | 66 | 231 | 246 | 4th | Lost Calder Cup Finals (6-7) |
| 1958-59 | | Glen Sonmor | 70 | 30 | 38 | 2 | -- | -- | 62 | 253 | 282 | 5th | Did not qualify |
| 1959-60 | | Pat Egan | 72 | 43 | 23 | 6 | -- | -- | 92 | 280 | 219 | 1st | Won Calder Cup (8-2) |
| 1960-61 | | Pat Egan | 72 | 49 | 22 | 1 | -- | -- | 99 | 344 | 206 | 1st | Won Calder Cup (8-0) |
| 1961-62 | | Pat Egan | 70 | 45 | 22 | 3 | -- | -- | 93 | 292 | 194 | 1st, Eastern | Won Calder Cup (8-3) |
| 1962-63 | | Pat Egan | 72 | 33 | 31 | 8 | -- | -- | 74 | 282 | 236 | 5th, Eastern | Did not qualify |
| 1963-64 | | Pat Egan | 72 | 23 | 44 | 5 | -- | -- | 51 | 238 | 292 | 5th, Eastern | Did not qualify |
| 1964-65 | | Pat Egan | 72 | 29 | 39 | 4 | -- | -- | 62 | 237 | 273 | 4th, Eastern | Did not qualify |
| 1965-66 | | Al Murray, Jack Butterfield | 72 | 31 | 38 | 3 | -- | -- | 65 | 207 | 235 | 3rd, Eastern | Lost Semifinals (3-3) |
| 1966-67 | | Harry Pidhirny, Ted Shore | 72 | 32 | 31 | 9 | -- | -- | 73 | 267 | 261 | 4th, Eastern | Did not qualify |
| 1967-68 | | John Wilson | 72 | 31 | 33 | 8 | -- | -- | 70 | 247 | 276 | 2nd, Eastern | Lost Quarterfinals (1-3) |
| 1968-69 | | John Wilson | 74 | 27 | 36 | 11 | -- | -- | 65 | 257 | 274 | 4th, Eastern | Did not qualify |
| 1969-70 | | John Wilson, Jimmy Anderson | 72 | 38 | 29 | 5 | -- | -- | 81 | 287 | 287 | 2nd, Eastern | Lost Calder Cup Finals (4-7) |
| 1970-71 | | John Wilson | 72 | 29 | 35 | 8 | -- | -- | 66 | 244 | 281 | 3rd, Eastern | Won Calder Cup (11-1) |
| 1971-72 | LA | Gary Dineen | 76 | 31 | 30 | 15 | -- | -- | 77 | 273 | 266 | 3rd, Eastern | Lost Quarterfinals (1-4) |
| 1972-73 | LA | Jerry Toppazzini | 76 | 18 | 42 | 16 | -- | -- | 52 | 265 | 344 | 5th, Eastern | Did not qualify |
| 1973-74 | LA | Jerry Toppazzini | 76 | 21 | 40 | 15 | -- | -- | 57 | 251 | 327 | 6th, Northern | Did not qualify |
| *1974-75 | LA | Ron Stewart | 75 | 33 | 30 | 12 | -- | -- | 78 | 299 | 256 | 4th, Northern | Won Calder Cup (12-5) |
| 1975-76 | KC | Jimmy Anderson | 76 | 33 | 39 | 4 | -- | -- | 70 | 267 | 321 | 4th, Northern | Did not qualify |
| 1976-77 | PHI/WSH | John Hanna, Gary Dineen | 80 | 28 | 51 | 1 | -- | -- | 57 | 302 | 390 | 5th | Did not qualify |
| 1977-78 | LA | Gary Dineen, Bob Berry | 81 | 39 | 33 | 9 | -- | -- | 87 | 348 | 350 | 3rd, Northern | Lost Quarterfinals (1-3) |
| 1978-79 | LA | Ted Harris, Pete Stemkowski | 80 | 33 | 38 | 9 | -- | -- | 75 | 289 | 290 | 4th, Northern | Did not qualify |
| 1979-80 | HFD | Larry Kish | 80 | 31 | 37 | 12 | -- | -- | 74 | 292 | 302 | 5th, Northern | Did not qualify |
| 1980-81 | BOS | John Wilson | 80 | 34 | 41 | 5 | -- | -- | 73 | 312 | 343 | 4th, Northern | Lost Quarterfinals (3-4) |
| 1981-82 | NYR | Tom Webster | 80 | 32 | 43 | 5 | -- | -- | 69 | 278 | 319 | 4th, Northern | Did not qualify |
| 1982-83 | CHI | Orland Kurtenbach | 80 | 31 | 43 | 6 | -- | -- | 68 | 282 | 324 | 7th, Southern | Did not qualify |
| 1983-84 | CHI/PHI | Doug Sauter | 80 | 39 | 35 | 6 | -- | -- | 84 | 344 | 340 | 4th, Southern | Lost Quarterfinals (0-4) |
| 1984-85 | NYI/MIN | Lorne Henning | 80 | 36 | 40 | 4 | -- | -- | 76 | 322 | 326 | 4th, Southern | Lost Quarterfinals (0-4) |
| 1985-86 | NYI/MIN | Fred Creighton | 80 | 36 | 39 | 5 | -- | -- | 77 | 301 | 309 | 5th, Southern | Did not qualify |
| 1986-87 | NYI/MIN | Fred Creighton | 80 | 34 | 40 | -- | -- | 6 | 74 | 296 | 344 | 6th, Southern | Did not qualify |
| 1987-88 | NYI | Gord Lane | 80 | 27 | 44 | 8 | 1 | -- | 63 | 269 | 333 | 7th, Northern | Did not qualify |
| 1988-89 | NYI | Jim Roberts | 80 | 32 | 44 | 4 | -- | -- | 68 | 287 | 341 | 6th, Northern | Did not qualify |
| 1989-90 | NYI | Jim Roberts | 80 | 38 | 38 | 4 | -- | -- | 80 | 317 | 310 | 3rd, Northern | Won Calder Cup (12-6) |
| 1990-91 | HFD | Jim Roberts | 80 | 43 | 27 | 10 | -- | -- | 96 | 348 | 281 | 1st, Northern | Won Calder Cup (12-6) |
| 1991-92 | HFD | Jay Leach | 80 | 43 | 29 | 8 | -- | -- | 94 | 308 | 277 | 1st, Northern | Lost Division Finals (4-7) |
| 1992-93 | HFD | Jay Leach | 80 | 25 | 41 | 14 | -- | -- | 64 | 282 | 336 | 4th, Northern | Lost Semifinals (8-7) |
| 1993-94 | HFD | Joel Quenneville | 80 | 29 | 38 | 13 | -- | -- | 71 | 309 | 327 | 4th, Northern | Lost Division Semifinals (2-4) |
| TOTALS | | | 3,672 | 1,532 | 1,771 | 362 | 1 | 6 | 3,433 | 13,249 | 13,947 | | |

* changed name from Kings back to Indians, Feb. 7, 1975



NOTE: NHL affiliations listed beginning with 1971-72 season.

All-Time Team Register

Springfield Falcons

| Season | Aff | Head Coach | GP | W | L | T | OTL | SOL | PTS | GF | GA | Finish | Playoff Result (W-L Record) |
|-----------|---------|-----------------------|-------|-----|-----|----|-----|-----|-------|-------|-------|---------------------|-------------------------------------|
| 1994-95 | HFD/WPG | Paul Gillis | 80 | 31 | 37 | 12 | -- | -- | 74 | 269 | 289 | 5th, Northern | Did not qualify |
| 1995-96 | HFD/WPG | Kevin McCarthy | 80 | 42 | 22 | 11 | 5 | -- | 100 | 272 | 215 | 1st, Northern | Lost Conference Semifinals (5-5) |
| 1996-97 | HFD/PHX | Kevin McCarthy | 80 | 41 | 25 | 12 | 2 | -- | 96 | 268 | 229 | 2nd, New England | Lost Conference Finals (10-7) |
| 1997-98 | PHX | Dave Farrish | 80 | 45 | 26 | 7 | 2 | -- | 99 | 278 | 248 | 1st, New England | Lost Conference Quarterfinals (1-3) |
| 1998-99 | PHX/LA | Dave Farrish | 80 | 35 | 35 | 9 | 1 | -- | 80 | 245 | 232 | 3rd, New England | Lost Conference Quarterfinals (0-3) |
| 1999-2000 | PHX | Dave Farrish | 80 | 33 | 35 | 11 | 1 | -- | 78 | 272 | 252 | 4th, New England | Lost Conference Quarterfinals (2-3) |
| 2000-01 | PHX/NYI | Marc Potvin | 80 | 29 | 37 | 8 | 6 | -- | 72 | 253 | 280 | 6th, New England | Did not qualify |
| 2001-02 | PHX/TB | Marc Potvin | 80 | 35 | 41 | 2 | 2 | -- | 74 | 213 | 237 | 5th, East (13) | Did not qualify |
| 2002-03 | PHX/TB | Marty McSorley | 80 | 34 | 38 | 7 | 1 | -- | 76 | 202 | 243 | 4th, East (10) | Lost Conference Quarterfinals (3-3) |
| 2003-04 | PHX | Marty McSorley | 80 | 26 | 43 | 9 | 2 | -- | 63 | 179 | 234 | 7th, Atlantic | Did not qualify |
| 2004-05 | TB | Dirk Graham | 80 | 24 | 47 | -- | 6 | 3 | 57 | 161 | 255 | 7th, Atlantic | Did not qualify |
| 2005-06 | TB | Dirk Graham | 80 | 28 | 43 | -- | 3 | 6 | 65 | 220 | 312 | 6th, Atlantic | Did not qualify |
| 2006-07 | TB | Steve Stirling | 80 | 28 | 49 | -- | 1 | 2 | 59 | 181 | 268 | 7th, Atlantic | Did not qualify |
| 2007-08 | EDM | Kelly Buchberger | 80 | 35 | 35 | -- | 5 | 5 | 80 | 214 | 257 | 5th, Atlantic | Did not qualify |
| 2008-09 | EDM | Jeff Truitt, Rob Daum | 80 | 24 | 44 | -- | 8 | 4 | 60 | 188 | 258 | 7th, Atlantic | Did not qualify |
| 2009-10 | EDM | Rob Daum | 80 | 25 | 39 | -- | 12 | 4 | 66 | 207 | 296 | 8th, Atlantic | Did not qualify |
| 2010-11 | CBJ | Rob Riley | 80 | 35 | 40 | -- | 2 | 3 | 75 | 233 | 253 | 6th, Atlantic | Did not qualify |
| 2011-12 | CBJ | Rob Riley | 76 | 36 | 34 | -- | 3 | 3 | 78 | 217 | 231 | 4th, Northeast (11) | Did not qualify |
| 2012-13 | CBJ | Brad Larsen | 76 | 45 | 22 | -- | 5 | 4 | 99 | 235 | 186 | 1st, Northeast (2) | Lost Conference Semifinals (3-5) |
| 2013-14 | CBJ | Brad Larsen | 76 | 47 | 23 | -- | 1 | 5 | 100 | 247 | 212 | 1st, Northeast (2) | Lost Conference Quarterfinals (2-3) |
| 2014-15 | CBJ | Jared Bednar | 76 | 38 | 28 | -- | 8 | 2 | 86 | 192 | 209 | 3rd, Northeast (9) | Did not qualify |
| 2015-16 | ARI | Ron Rolston | 76 | 26 | 42 | -- | 3 | 5 | 60 | 194 | 265 | 8th, Atlantic | Did not qualify |
| TOTALS | | | 1,740 | 742 | 785 | 88 | 79 | 46 | 1,697 | 4,940 | 5,461 | | |

Springfield Thunderbirds

| Season | Aff | Head Coach | GP | W | L | T | OTL | SOL | PTS | GF | GA | Finish | Playoff Result (W-L Record) |
|---------|-----|-----------------|-----|----|----|----|-----|-----|-----|-----|-----|---------------|-----------------------------|
| 2016-17 | FLA | Geordie Kinnear | 76 | 32 | 33 | -- | 9 | 2 | 75 | 197 | 206 | 6th, Atlantic | Did not qualify |
| 2017-18 | FLA | Geordie Kinnear | 76 | 32 | 37 | -- | 5 | 2 | 71 | 210 | 233 | 7th, Atlantic | Did not qualify |
| 2018-19 | FLA | Geordie Kinnear | 76 | 33 | 29 | -- | 9 | 5 | 80 | 250 | 241 | 7th, Atlantic | Did not qualify |
| TOTALS | | | 228 | 97 | 99 | -- | 23 | 9 | 226 | 657 | 680 | | |

Stockton Heat

| Season | Aff | Head Coach | GP | W | L | T | OTL | SOL | PTS | GF | GA | Finish | Playoff Result (W-L Record) |
|---------|-----|--------------|-----|-----|----|----|-----|-----|-----|-----|-----|--------------|--------------------------------|
| 2015-16 | CGY | Ryan Huska | 68 | 32 | 32 | -- | 2 | 2 | 68 | 194 | 224 | 6th, Pacific | Did not qualify |
| 2016-17 | CGY | Ryan Huska | 68 | 34 | 25 | -- | 7 | 2 | 77 | 212 | 192 | 4th, Pacific | Lost Division Semifinals (2-3) |
| 2017-18 | CGY | Ryan Huska | 68 | 34 | 28 | -- | 2 | 4 | 74 | 211 | 204 | 6th, Pacific | Did not qualify |
| 2018-19 | CGY | Cail MacLean | 68 | 31 | 31 | -- | 4 | 2 | 68 | 235 | 252 | 6th, Pacific | Did not qualify |
| TOTALS | | | 204 | 100 | 85 | -- | 11 | 8 | 219 | 617 | 620 | | |

Syracuse Stars

| Season | Aff | Head Coach | GP | W | L | T | OTL | SOL | PTS | GF | GA | Finish | Playoff Result (W-L Record) |
|---------|-----|--------------|-----|----|----|----|-----|-----|-----|-----|-----|--------------|------------------------------|
| 1936-37 | | Eddie Powers | 48 | 27 | 16 | 5 | -- | -- | 59 | 173 | 129 | 1st, Western | Won Calder Cup (6-3) |
| 1937-38 | | Eddie Powers | 48 | 21 | 20 | 7 | -- | -- | 49 | 142 | 122 | 3rd, Western | Lost Calder Cup Finals (5-3) |
| 1938-39 | | Eddie Powers | 54 | 26 | 19 | 9 | -- | -- | 61 | 152 | 117 | 2nd, Western | Lost Quarterfinals (1-2) |
| 1939-40 | | Jack Markle | 56 | 20 | 27 | 9 | -- | -- | 49 | 147 | 169 | 5th, Western | Did not qualify |
| TOTALS | | | 206 | 94 | 82 | 30 | -- | -- | 218 | 614 | 537 | | |

Syracuse Warriors

| Season | Aff | Head Coach | GP | W | L | T | OTL | SOL | PTS | GF | GA | Finish | Playoff Result (W-L Record) |
|---------|-----|---------------|-----|----|-----|---|-----|-----|-----|-----|-----|--------------|-----------------------------|
| 1951-52 | | Frank Beisler | 68 | 25 | 42 | 1 | -- | -- | 51 | 211 | 272 | 4th, Eastern | Did not qualify |
| 1952-53 | | Frank Beisler | 64 | 31 | 31 | 2 | -- | -- | 64 | 213 | 201 | 3rd | Lost Semifinals (1-3) |
| 1953-54 | | Frank Beisler | 70 | 24 | 42 | 4 | -- | -- | 52 | 215 | 317 | 6th | Did not qualify |
| TOTALS | | | 202 | 80 | 115 | 7 | -- | -- | 167 | 639 | 790 | | |

Syracuse Eagles

| Season | Aff | Head Coach | GP | W | L | T | OTL | SOL | PTS | GF | GA | Finish | Playoff Result (W-L Record) |
|---------|-----|---------------------------------------|----|----|----|----|-----|-----|-----|-----|-----|---------------|-----------------------------|
| 1974-75 | STL | Art Stratton, Cal Swenson, John Hanna | 75 | 21 | 43 | 11 | -- | -- | 53 | 254 | 332 | 4th, Southern | Did not qualify |
| TOTALS | | | 75 | 21 | 43 | 11 | -- | -- | 53 | 254 | 332 | | |

Syracuse Firebirds

• Philadelphia Firebirds (1977-79)

• Syracuse Firebirds (1979-80)

| Season | Aff | Head Coach | GP | W | L | T | OTL | SOL | PTS | GF | GA | Finish | Playoff Result (W-L Record) |
|---------|---------|-----------------------------|-----|----|-----|----|-----|-----|-----|-----|-------|---------------|-----------------------------|
| 1977-78 | DET | Dan Belisle | 81 | 35 | 35 | 11 | -- | -- | 81 | 294 | 290 | 3rd, Southern | Lost Quarterfinals (1-3) |
| 1978-79 | DET/COL | Bep Guidolin | 80 | 23 | 49 | 8 | -- | -- | 54 | 230 | 347 | 5th, Southern | Did not qualify |
| 1979-80 | QUE/PIT | Michel Parizeau, Duane Rupp | 80 | 31 | 42 | 7 | -- | -- | 69 | 303 | 364 | 3rd, Southern | Lost Quarterfinals (0-4) |
| TOTALS | | | 241 | 89 | 126 | 26 | -- | -- | 204 | 827 | 1,001 | | |

NOTE: NHL affiliations listed beginning with 1971-72 season.



All-Time Team Register

Syracuse Crunch

| Season | Aff | Head Coach | GP | W | L | T | OTL | SOL | PTS | GF | GA | Finish | Playoff Result (W-L Record) |
|-----------|---------|---------------------------|-------|-----|-----|----|-----|-----|-------|-------|-------|--------------------|-------------------------------------|
| 1994-95 | VAN | Jack McIlhargey | 80 | 29 | 42 | 9 | -- | -- | 67 | 288 | 325 | 5th, Southern | Did not qualify |
| 1995-96 | VAN | Jack McIlhargey | 80 | 31 | 37 | 5 | 7 | -- | 74 | 257 | 307 | 5th, Central | Lost Conference Finals (8-8) |
| 1996-97 | VAN | Jack McIlhargey | 80 | 32 | 38 | 10 | 0 | -- | 74 | 241 | 265 | 4th, Empire State | Lost Conference Quarterfinals (0-3) |
| 1997-98 | VAN/PIT | Jack McIlhargey | 80 | 35 | 32 | 11 | 2 | -- | 83 | 272 | 285 | 3rd, Empire | Lost Conference Quarterfinals (2-3) |
| 1998-99 | VAN/PIT | Jack McIlhargey | 80 | 18 | 50 | 9 | 3 | -- | 48 | 220 | 327 | 5th, Empire | Did not qualify |
| 1999-2000 | VAN | Stan Smyl | 80 | 35 | 35 | 9 | 1 | -- | 80 | 290 | 294 | 2nd, Empire | Lost Conference Quarterfinals (1-3) |
| 2000-01 | CBJ | Gary Agnew | 80 | 33 | 30 | 12 | 5 | -- | 83 | 235 | 254 | 3rd, Mid-Atlantic | Lost Conference Quarterfinals (2-3) |
| 2001-02 | CBJ | Gary Agnew | 80 | 39 | 23 | 13 | 5 | -- | 96 | 228 | 193 | 1st, Central (1) | Lost Conference Semifinals (6-4) |
| 2002-03 | CBJ | Gary Agnew | 80 | 27 | 41 | 8 | 4 | -- | 66 | 201 | 256 | 4th, Central (13) | Did not qualify |
| 2003-04 | CBJ | Gary Agnew | 80 | 38 | 25 | 10 | 7 | -- | 93 | 239 | 235 | 2nd, North | Lost Division Semifinals (3-4) |
| 2004-05 | CBJ | Gary Agnew | 80 | 36 | 33 | -- | 7 | 4 | 83 | 215 | 230 | 5th, North | Did not qualify |
| 2005-06 | CBJ | Gary Agnew | 80 | 47 | 25 | -- | 5 | 3 | 102 | 272 | 251 | 2nd, North | Lost Division Semifinals (2-4) |
| 2006-07 | CBJ | Ross Yates | 80 | 34 | 34 | -- | 4 | 8 | 80 | 250 | 248 | 5th, North | Did not qualify |
| 2007-08 | CBJ | Ross Yates | 80 | 46 | 26 | -- | 2 | 6 | 100 | 247 | 201 | 2nd, North | Lost Division Finals (7-6) |
| 2008-09 | CBJ | Ross Yates | 80 | 40 | 32 | -- | 5 | 3 | 88 | 214 | 226 | 5th, North | Did not qualify |
| 2009-10 | CBJ | Ross Yates | 80 | 34 | 39 | -- | 4 | 3 | 75 | 227 | 272 | 6th, East | Did not qualify |
| 2010-11 | ANA | Mark Holick | 80 | 35 | 38 | -- | 3 | 4 | 77 | 217 | 249 | 6th, East | Did not qualify |
| 2011-12 | ANA | Mark Holick, Trent Yawney | 76 | 37 | 29 | -- | 5 | 5 | 84 | 238 | 234 | 4th, East (7) | Lost Conference Quarterfinals (1-3) |
| 2012-13 | TB | Jon Cooper, Rob Zettler | 76 | 43 | 22 | -- | 6 | 5 | 97 | 247 | 201 | 1st, East (3) | Lost Calder Cup Finals (13-5) |
| 2013-14 | TB | Rob Zettler | 76 | 31 | 32 | -- | 4 | 9 | 75 | 198 | 232 | 5th, East (12) | Did not qualify |
| 2014-15 | TB | Rob Zettler | 76 | 41 | 25 | -- | 10 | 0 | 92 | 218 | 219 | 2nd, Northeast (5) | Lost Conference Quarterfinals (0-3) |
| 2015-16 | TB | Rob Zettler | 76 | 32 | 29 | -- | 11 | 4 | 79 | 213 | 240 | 4th, North | Did not qualify |
| 2016-17 | TB | Benoit Groulx | 76 | 38 | 24 | -- | 7 | 7 | 90 | 232 | 227 | 1st, North | Lost Calder Cup Finals (13-9) |
| 2017-18 | TB | Benoit Groulx | 76 | 46 | 22 | -- | 3 | 5 | 100 | 234 | 189 | 2nd, North | Lost Division Finals (3-4) |
| 2018-19 | TB | Benoit Groulx | 76 | 47 | 21 | -- | 4 | 4 | 102 | 264 | 187 | 1st, North | Lost Division Semifinals (1-3) |
| TOTALS | | | 1,968 | 904 | 784 | 96 | 114 | 70 | 2,088 | 5,957 | 6,147 | | |

Texas Stars

| Season | Aff | Head Coach | GP | W | L | T | OTL | SOL | PTS | GF | GA | Finish | Playoff Result (W-L Record) |
|---------|-----|-------------------|-----|-----|-----|----|-----|-----|-----|-------|-------|----------------|-------------------------------------|
| 2009-10 | DAL | Glen Gulutzan | 80 | 46 | 27 | -- | 3 | 4 | 99 | 238 | 198 | 2nd, West | Lost Calder Cup Finals (14-10) |
| 2010-11 | DAL | Glen Gulutzan | 80 | 41 | 29 | -- | 4 | 6 | 92 | 213 | 210 | 4th, West | Lost Division Semifinals (2-4) |
| 2011-12 | DAL | Jeff Pyle | 76 | 31 | 40 | -- | 3 | 2 | 67 | 224 | 251 | 5th, West (15) | Did not qualify |
| 2012-13 | DAL | Willie Desjardins | 76 | 43 | 22 | -- | 5 | 6 | 97 | 235 | 201 | 1st, South (1) | Lost Conference Semifinals (4-5) |
| 2013-14 | DAL | Willie Desjardins | 76 | 48 | 18 | -- | 3 | 7 | 106 | 274 | 197 | 1st, West (1) | Won Calder Cup (15-6) |
| 2014-15 | DAL | Derek Laxdal | 76 | 40 | 22 | -- | 13 | 1 | 94 | 242 | 216 | 2nd, West (5) | Lost Conference Quarterfinals (0-3) |
| 2015-16 | DAL | Derek Laxdal | 76 | 40 | 25 | -- | 8 | 3 | 91 | 277 | 246 | 3rd, Pacific | Lost Division Semifinals (1-3) |
| 2016-17 | DAL | Derek Laxdal | 76 | 34 | 37 | -- | 1 | 4 | 73 | 224 | 265 | 7th, Pacific | Did not qualify |
| 2017-18 | DAL | Derek Laxdal | 76 | 38 | 24 | -- | 8 | 6 | 90 | 223 | 231 | 2nd, Pacific | Lost Calder Cup Finals (14-8) |
| 2018-19 | DAL | Derek Laxdal | 76 | 37 | 31 | -- | 4 | 4 | 82 | 238 | 231 | 6th, Central | Did not qualify |
| TOTALS | | | 768 | 398 | 275 | -- | 52 | 43 | 891 | 2,388 | 2,246 | | |

Tidewater Wings (SEE VIRGINIA WINGS)

Toronto Marlies

| Season | Aff | Head Coach | GP | W | L | T | OTL | SOL | PTS | GF | GA | Finish | Playoff Result (W-L Record) |
|---------|-----|---------------|-------|-----|-----|----|-----|-----|-------|-------|-------|----------------|-------------------------------------|
| 2005-06 | TOR | Paul Maurice | 80 | 41 | 29 | -- | 6 | 4 | 92 | 270 | 263 | 4th, North | Lost Division Semifinals (1-4) |
| 2006-07 | TOR | Greg Gilbert | 80 | 34 | 39 | -- | 2 | 5 | 75 | 220 | 270 | 6th, North | Did not qualify |
| 2007-08 | TOR | Greg Gilbert | 80 | 50 | 21 | -- | 3 | 6 | 109 | 246 | 203 | 1st, North | Lost Conference Finals (9-10) |
| 2008-09 | TOR | Greg Gilbert | 80 | 39 | 29 | -- | 5 | 7 | 90 | 240 | 229 | 4th, North | Lost Division Semifinals (2-4) |
| 2009-10 | TOR | Dallas Eakins | 80 | 33 | 35 | -- | 6 | 6 | 78 | 193 | 261 | 5th, North | Did not qualify |
| 2010-11 | TOR | Dallas Eakins | 80 | 37 | 32 | -- | 1 | 10 | 85 | 228 | 219 | 5th, North | Did not qualify |
| 2011-12 | TOR | Dallas Eakins | 76 | 44 | 24 | -- | 5 | 3 | 96 | 217 | 175 | 1st, North (2) | Lost Calder Cup Finals (11-6) |
| 2012-13 | TOR | Dallas Eakins | 76 | 43 | 23 | -- | 3 | 7 | 96 | 237 | 199 | 1st, North (2) | Lost Conference Semifinals (5-4) |
| 2013-14 | TOR | Steve Spott | 76 | 45 | 25 | -- | 2 | 4 | 96 | 223 | 202 | 1st, North (3) | Lost Conference Finals (10-4) |
| 2014-15 | TOR | Gord Dineen | 76 | 40 | 27 | -- | 9 | 0 | 89 | 207 | 203 | 2nd, North (7) | Lost Conference Quarterfinals (2-3) |
| 2015-16 | TOR | Sheldon Keefe | 76 | 54 | 16 | -- | 5 | 1 | 114 | 294 | 191 | 1st, North | Lost Conference Finals (8-7) |
| 2016-17 | TOR | Sheldon Keefe | 76 | 42 | 29 | -- | 4 | 1 | 89 | 245 | 207 | 2nd, North | Lost Division Finals (6-5) |
| 2017-18 | TOR | Sheldon Keefe | 76 | 54 | 18 | -- | 2 | 2 | 112 | 254 | 170 | 1st, North | Won Calder Cup (15-5) |
| 2018-19 | TOR | Sheldon Keefe | 76 | 39 | 24 | -- | 9 | 4 | 91 | 248 | 243 | 3rd, North | Lost Conference Finals (9-4) |
| TOTALS | | | 1,088 | 595 | 371 | -- | 62 | 60 | 1,312 | 3,322 | 3,035 | | |

Toronto Roadrunners (SEE EDMONTON ROAD RUNNERS)

Tucson Roadrunners

| Season | Aff | Head Coach | GP | W | L | T | OTL | SOL | PTS | GF | GA | Finish | Playoff Result (W-L Record) |
|---------|-----|--------------|-----|-----|----|----|-----|-----|-----|-----|-----|--------------|-----------------------------|
| 2016-17 | ARI | Mark Lamb | 68 | 29 | 31 | -- | 8 | 0 | 66 | 187 | 237 | 6th, Pacific | Did not qualify |
| 2017-18 | ARI | Mike Van Ryn | 68 | 42 | 20 | -- | 5 | 1 | 90 | 214 | 173 | 1st, Pacific | Lost Division Finals (4-5) |
| 2018-19 | ARI | Jay Varady | 68 | 34 | 26 | -- | 5 | 3 | 76 | 206 | 202 | 5th, Pacific | Did not qualify |
| TOTALS | | | 204 | 105 | 77 | -- | 18 | 4 | 232 | 607 | 612 | | |



NOTE: NHL affiliations listed beginning with 1971-72 season.

All-Time Team Register

Utah Grizzlies

| Season | Aff | Head Coach | GP | W | L | T | OTL | SOL | PTS | GF | GA | Finish | Playoff Result (W-L Record) |
|---------|---------|--------------|-----|-----|-----|----|-----|-----|-----|-----|-----|---------------|-------------------------------------|
| 2001-02 | DAL/FLA | Don Hay | 80 | 40 | 29 | 6 | 5 | -- | 91 | 240 | 225 | 3rd, West (5) | Lost Conference Quarterfinals (2-3) |
| 2002-03 | DAL | Don Hay | 80 | 37 | 34 | 4 | 5 | -- | 83 | 227 | 243 | 5th, West (9) | Lost Qualifier (0-2) |
| 2003-04 | DAL | Don Hay | 80 | 27 | 42 | 6 | 5 | -- | 65 | 162 | 230 | 7th, West | Did not qualify |
| 2004-05 | PHX | Pat Conacher | 80 | 23 | 50 | -- | 2 | 5 | 53 | 156 | 265 | 7th, West | Did not qualify |
| TOTALS | | | 320 | 127 | 155 | 16 | 17 | 5 | 292 | 785 | 963 | | |

Utica Devils

| Season | Aff | Head Coach | GP | W | L | T | OTL | SOL | PTS | GF | GA | Finish | Playoff Result (W-L Record) |
|---------|-----|----------------------|-----|-----|-----|----|-----|-----|-----|-------|-------|---------------|--------------------------------|
| 1987-88 | NJ | Tom McVie | 80 | 34 | 33 | 11 | 2 | -- | 81 | 318 | 307 | 5th, Southern | Did not qualify |
| 1988-89 | NJ | Tom McVie | 80 | 37 | 34 | 9 | -- | -- | 83 | 309 | 295 | 3rd, Southern | Lost Quarterfinals (1-4) |
| 1989-90 | NJ | Tom McVie | 80 | 44 | 32 | 4 | -- | -- | 92 | 354 | 315 | 4th, Southern | Lost Quarterfinals (1-4) |
| 1990-91 | NJ | Tom McVie, Tim Burke | 80 | 36 | 42 | 2 | -- | -- | 74 | 325 | 346 | 6th, Southern | Did not qualify |
| 1991-92 | NJ | Herb Brooks | 80 | 34 | 40 | 6 | -- | -- | 74 | 268 | 313 | 4th, Southern | Lost Division Semifinals (0-4) |
| 1992-93 | NJ | Robbie Ftorek | 80 | 33 | 36 | 11 | -- | -- | 77 | 325 | 354 | 3rd, Southern | Lost Division Semifinals (1-4) |
| TOTALS | | | 480 | 218 | 217 | 43 | 2 | -- | 481 | 1,899 | 1,930 | | |

Utica Comets

| Season | Aff | Head Coach | GP | W | L | T | OTL | SOL | PTS | GF | GA | Finish | Playoff Result (W-L Record) |
|---------|-----|--------------|-----|-----|-----|----|-----|-----|-----|-------|-------|-----------------|--------------------------------|
| 2013-14 | VAN | Travis Green | 76 | 35 | 32 | -- | 5 | 4 | 79 | 187 | 216 | 3rd, North (10) | Did not qualify |
| 2014-15 | VAN | Travis Green | 76 | 47 | 20 | -- | 7 | 2 | 103 | 219 | 182 | 1st, North (1) | Lost Calder Cup Finals (12-11) |
| 2015-16 | VAN | Travis Green | 76 | 38 | 26 | -- | 8 | 4 | 88 | 224 | 217 | 3rd, North | Lost Division Semifinals (1-3) |
| 2016-17 | VAN | Travis Green | 76 | 35 | 32 | -- | 7 | 2 | 79 | 195 | 220 | 5th, North | Did not qualify |
| 2017-18 | VAN | Trent Cull | 76 | 38 | 26 | -- | 8 | 4 | 88 | 211 | 216 | 4th, North | Lost Division Semifinals (2-3) |
| 2018-19 | VAN | Trent Cull | 76 | 34 | 34 | -- | 6 | 2 | 76 | 224 | 257 | 6th, North | Did not qualify |
| TOTALS | | | 456 | 227 | 170 | -- | 41 | 18 | 513 | 1,260 | 1,308 | | |

Virginia Wings

• *Tidewater Wings (1971-72)*

• *Virginia Wings (1972-75)*

| Season | Aff | Head Coach | GP | W | L | T | OTL | SOL | PTS | GF | GA | Finish | Playoff Result (W-L Record) |
|---------|-----|--|-----|----|----|----|-----|-----|-----|-----|-----|---------------|-----------------------------|
| 1971-72 | DET | John Wilson, Larry Jeffrey, Doug Barkley | 76 | 22 | 45 | 9 | -- | -- | 53 | 197 | 275 | 6th, Western | Did not qualify |
| 1972-73 | DET | Doug Barkley | 76 | 38 | 22 | 16 | -- | -- | 92 | 258 | 221 | 3rd, Western | Lost Semifinals (6-7) |
| 1973-74 | DET | Bob Lemieux | 76 | 22 | 44 | 10 | -- | -- | 54 | 216 | 307 | 6th, Southern | Did not qualify |
| 1974-75 | DET | Doug Barkley | 75 | 31 | 31 | 13 | -- | -- | 75 | 254 | 250 | 1st, Southern | Lost Quarterfinals (1-4) |
| TOTALS | | | 206 | 94 | 82 | 30 | -- | -- | 218 | 614 | 537 | | |

Washington Lions

| Season | Aff | Head Coach | GP | W | L | T | OTL | SOL | PTS | GF | GA | Finish | Playoff Result (W-L Record) |
|---------|-----|---------------------|-----|----|-----|----|-----|-----|-----|-----|-------|--------------|-----------------------------|
| 1941-42 | | Ching Johnson | 56 | 20 | 30 | 6 | -- | -- | 46 | 160 | 172 | 3rd, Eastern | Lost Quarterfinals (0-2) |
| 1942-43 | | Ching Johnson | 56 | 14 | 34 | 8 | -- | -- | 36 | 184 | 272 | 7th | Did not qualify |
| 1943-47 | | <i>Did not play</i> | | | | | | | | | | | |
| 1947-48 | | Jack Riley | 68 | 17 | 45 | 6 | -- | -- | 40 | 241 | 369 | 6th, Eastern | Did not qualify |
| 1948-49 | | Frank Beisler | 68 | 11 | 53 | 4 | -- | -- | 26 | 179 | 401 | 6th, Eastern | Did not qualify |
| TOTALS | | | 248 | 62 | 162 | 24 | -- | -- | 148 | 764 | 1,214 | | |

Wilkes-Barre/Scranton Penguins

| Season | Aff | Head Coach | GP | W | L | T | OTL | SOL | PTS | GF | GA | Finish | Playoff Result (W-L Record) |
|-----------|-----|---|-------|-----|-----|----|-----|-----|-------|-------|-------|-------------------|-------------------------------------|
| 1999-2000 | PIT | Glenn Patrick | 80 | 23 | 43 | 9 | 5 | -- | 60 | 236 | 306 | 5th, Empire | Did not qualify |
| 2000-01 | PIT | Glenn Patrick | 80 | 36 | 33 | 9 | 2 | -- | 83 | 252 | 248 | 2nd, Mid-Atlantic | Lost Calder Cup Finals (13-8) |
| 2001-02 | PIT | Glenn Patrick | 80 | 20 | 44 | 13 | 3 | -- | 56 | 201 | 274 | 4th, South (13) | Did not qualify |
| 2002-03 | PIT | Glenn Patrick | 80 | 36 | 32 | 7 | 5 | -- | 84 | 245 | 248 | 3rd, South (8) | Lost Conference Quarterfinals (3-3) |
| 2003-04 | PIT | Michel Therrien | 80 | 34 | 28 | 10 | 8 | -- | 86 | 197 | 197 | 3rd, East | Lost Calder Cup Finals (12-12) |
| 2004-05 | PIT | Michel Therrien | 80 | 39 | 37 | -- | 7 | 7 | 92 | 227 | 219 | 3rd, East | Lost Division Finals (5-6) |
| 2005-06 | PIT | Michel Therrien, Rick Kehoe, Joe Mullen | 80 | 51 | 18 | -- | 5 | 6 | 113 | 249 | 178 | 1st, East | Lost Division Finals (4-7) |
| 2006-07 | PIT | Todd Richards | 80 | 51 | 23 | -- | 2 | 4 | 108 | 276 | 221 | 2nd, East | Lost Division Finals (5-6) |
| 2007-08 | PIT | Todd Richards | 80 | 47 | 26 | -- | 3 | 4 | 101 | 223 | 187 | 1st, East | Lost Calder Cup Finals (14-9) |
| 2008-09 | PIT | Dan Bylsma, Todd Reirden | 80 | 49 | 25 | -- | 3 | 3 | 104 | 274 | 212 | 3rd, East | Lost Division Finals (7-5) |
| 2009-10 | PIT | Todd Reirden | 80 | 41 | 34 | -- | 2 | 3 | 87 | 239 | 229 | 3rd, East | Lost Division Semifinals (0-4) |
| 2010-11 | PIT | John Hynes | 80 | 58 | 21 | -- | 0 | 1 | 117 | 261 | 183 | 1st, East | Lost Division Finals (6-6) |
| 2011-12 | PIT | John Hynes | 76 | 44 | 25 | -- | 2 | 5 | 95 | 235 | 215 | 2nd, East (4) | Lost Conference Semifinals (6-6) |
| 2012-13 | PIT | John Hynes | 76 | 42 | 30 | -- | 2 | 2 | 88 | 185 | 178 | 3rd, East (5) | Lost Conference Finals (8-7) |
| 2013-14 | PIT | John Hynes | 76 | 42 | 26 | -- | 3 | 5 | 92 | 206 | 185 | 2nd, East (6) | Lost Conference Finals (9-8) |
| 2014-15 | PIT | John Hynes | 76 | 45 | 24 | -- | 3 | 4 | 97 | 212 | 163 | 2nd, East (4) | Lost Conference Semifinals (4-4) |
| 2015-16 | PIT | Mike Sullivan, Jay Leach, Clark Donatelli | 76 | 43 | 27 | -- | 4 | 2 | 92 | 230 | 203 | 3rd, Atlantic | Lost Division Finals (6-4) |
| 2016-17 | PIT | Clark Donatelli | 76 | 51 | 20 | -- | 3 | 2 | 107 | 247 | 170 | 1st, Atlantic | Lost Division Semifinals (2-3) |
| 2017-18 | PIT | Clark Donatelli | 76 | 45 | 22 | -- | 6 | 3 | 99 | 252 | 223 | 2nd, Atlantic | Lost Division Semifinals (0-3) |
| 2018-19 | PIT | Clark Donatelli | 76 | 36 | 30 | -- | 7 | 3 | 82 | 232 | 228 | 6th, Atlantic | Did not qualify |
| TOTALS | | | 1,568 | 833 | 558 | 48 | 75 | 54 | 1,843 | 4,679 | 4,267 | | |

NOTE: NHL affiliations listed beginning with 1971-72 season.



All-Time Team Register

Worcester IceCats

| Season | Aff | Head Coach | GP | W | L | T | OTL | SOL | PTS | GF | GA | Finish | Playoff Result (W-L Record) |
|-----------|---------|--------------------------|-----|-----|-----|-----|-----|-----|-----|-------|-------|------------------|-------------------------------------|
| 1994-95 | -- | Jim Roberts | 80 | 24 | 45 | 11 | -- | -- | 59 | 234 | 300 | 6th, Northern | Did not qualify |
| 1995-96 | STL/OTT | Jim Roberts | 80 | 36 | 28 | 12 | 4 | -- | 88 | 242 | 244 | 2nd, Northern | Lost Division Semifinals (1-3) |
| 1996-97 | STL/OTT | Greg Gilbert | 80 | 43 | 23 | 9 | 5 | -- | 100 | 256 | 234 | 1st, New England | Lost Division Semifinals (2-3) |
| 1997-98 | STL/OTT | Greg Gilbert | 80 | 34 | 31 | 9 | 6 | -- | 83 | 267 | 268 | 4th, New England | Lost Division Finals (6-5) |
| 1998-99 | STL | Greg Gilbert | 80 | 34 | 36 | 8 | 2 | -- | 78 | 237 | 260 | 4th, New England | Lost Division Semifinals (1-3) |
| 1999-2000 | STL | Greg Gilbert | 80 | 34 | 31 | 11 | 4 | -- | 83 | 249 | 250 | 3rd, New England | Lost Division Finals (4-5) |
| 2000-01 | STL | Don Granato | 80 | 48 | 20 | 9 | 3 | -- | 108 | 264 | 205 | 1st, New England | Lost Division Finals (6-5) |
| 2001-02 | STL | Don Granato | 80 | 39 | 33 | 7 | 1 | -- | 86 | 245 | 218 | 3rd, North (8) | Lost Qualifier (1-2) |
| 2002-03 | STL | Don Granato | 80 | 35 | 27 | 15 | 3 | -- | 88 | 235 | 220 | 3rd, North (6) | Lost Conference Quarterfinals (0-3) |
| 2003-04 | STL | Don Granato | 80 | 37 | 27 | 13 | 3 | -- | 90 | 207 | 186 | 3rd, Atlantic | Lost Division Finals (4-6) |
| 2004-05 | STL | Don Granato, Steve Pleau | 80 | 39 | 34 | -- | 4 | 3 | 85 | 212 | 223 | 5th, Atlantic | Did not qualify |
| TOTALS | | | 880 | 403 | 335 | 104 | 35 | 3 | 948 | 2,648 | 2,608 | | |

Worcester Sharks

| Season | Aff | Head Coach | GP | W | L | T | OTL | SOL | PTS | GF | GA | Finish | Playoff Result (W-L Record) |
|---------|-----|------------|-----|-----|-----|----|-----|-----|-----|-------|-------|--------------------|-------------------------------------|
| 2006-07 | SJ | Roy Sommer | 80 | 41 | 28 | -- | 3 | 8 | 93 | 247 | 244 | 4th, Atlantic | Lost Division Semifinals (2-4) |
| 2007-08 | SJ | Roy Sommer | 80 | 32 | 37 | -- | 5 | 6 | 75 | 216 | 258 | 6th, Atlantic | Did not qualify |
| 2008-09 | SJ | Roy Sommer | 80 | 42 | 35 | -- | 1 | 2 | 87 | 223 | 223 | 4th, Atlantic | Lost Division Finals (6-6) |
| 2009-10 | SJ | Roy Sommer | 80 | 49 | 25 | -- | 3 | 3 | 104 | 275 | 239 | 1st, Atlantic | Lost Division Finals (6-5) |
| 2010-11 | SJ | Roy Sommer | 80 | 36 | 31 | -- | 4 | 9 | 85 | 210 | 245 | 4th, Atlantic | Did not qualify |
| 2011-12 | SJ | Roy Sommer | 76 | 31 | 33 | -- | 4 | 8 | 74 | 199 | 218 | 5th, Atlantic (13) | Did not qualify |
| 2012-13 | SJ | Roy Sommer | 76 | 31 | 34 | -- | 4 | 7 | 73 | 191 | 228 | 4th, Atlantic (13) | Did not qualify |
| 2013-14 | SJ | Roy Sommer | 76 | 36 | 34 | -- | 4 | 2 | 78 | 189 | 226 | 4th, Atlantic (11) | Did not qualify |
| 2014-15 | SJ | Roy Sommer | 76 | 41 | 29 | -- | 4 | 2 | 88 | 224 | 198 | 3rd, Atlantic (7) | Lost Conference Quarterfinals (1-3) |
| TOTALS | | | 704 | 339 | 286 | -- | 32 | 47 | 757 | 1,974 | 2,079 | | |



NOTE: NHL affiliations listed beginning with 1971-72 season.

AHLTV

WATCH EVERY GAME LIVE

[THEAHL.COM/AHLTV](https://theahl.com/AHLTV)

American Hockey League Final Official Statistics – 2018-19

Division Standings

EASTERN CONFERENCE

| ATLANTIC | GP | W | L | OTL | SOL | PTS | PCT | GF | GA | PIM | HOME | ROAD | LAST TEN | STREAK | SO |
|--------------------------|----|----|----|-----|-----|-----|------|-----|-----|------|-----------|-----------|----------|---------|-----|
| 1. y-Charlotte | 76 | 51 | 17 | 7 | 1 | 110 | .724 | 255 | 189 | 975 | 26-7-5-0 | 25-10-2-1 | 8-2-0-0 | 3-0-0-0 | 1-1 |
| 2. x-Bridgeport | 76 | 43 | 24 | 6 | 3 | 95 | .625 | 233 | 228 | 1125 | 26-7-3-2 | 17-17-3-1 | 5-4-0-1 | 1-0-0-0 | 6-3 |
| 3. x-Hershey | 76 | 43 | 25 | 4 | 4 | 94 | .618 | 211 | 215 | 998 | 25-10-2-1 | 18-15-2-3 | 7-2-1-0 | 3-0-1-0 | 8-4 |
| 4. x-Providence | 76 | 38 | 27 | 8 | 3 | 87 | .572 | 228 | 212 | 963 | 24-9-4-1 | 14-18-4-2 | 5-5-0-0 | 0-1-0-0 | 2-3 |
| 5. Lehigh Valley | 76 | 39 | 30 | 4 | 3 | 85 | .559 | 240 | 244 | 911 | 21-15-1-1 | 18-15-3-2 | 7-3-0-0 | 5-0-0-0 | 5-3 |
| 6. Wilkes-Barre/Scranton | 76 | 36 | 30 | 7 | 3 | 82 | .539 | 232 | 228 | 1248 | 17-18-2-1 | 19-12-5-2 | 5-5-0-0 | 1-0-0-0 | 5-3 |
| 7. Springfield | 76 | 33 | 29 | 9 | 5 | 80 | .526 | 250 | 241 | 1128 | 19-11-6-2 | 14-18-3-3 | 5-3-2-0 | 1-0-0-0 | 0-5 |
| 8. Hartford | 76 | 29 | 36 | 7 | 4 | 69 | .454 | 209 | 266 | 953 | 17-15-5-1 | 12-21-2-3 | 1-7-1-1 | 0-2-0-1 | 2-4 |

| NORTH | GP | W | L | OTL | SOL | PTS | PCT | GF | GA | PIM | HOME | ROAD | LAST TEN | STREAK | SO |
|----------------|----|----|----|-----|-----|-----|------|-----|-----|------|-----------|-----------|----------|---------|-----|
| 1. y-Syracuse | 76 | 47 | 21 | 4 | 4 | 102 | .671 | 264 | 187 | 1084 | 27-8-1-2 | 20-13-3-2 | 5-3-0-2 | 2-0-0-1 | 3-4 |
| 2. x-Rochester | 76 | 46 | 23 | 5 | 2 | 99 | .651 | 254 | 218 | 870 | 21-14-2-1 | 25-9-3-1 | 6-2-2-0 | 1-0-0-0 | 5-2 |
| 3. x-Toronto | 76 | 39 | 24 | 9 | 4 | 91 | .599 | 248 | 243 | 832 | 16-15-6-1 | 23-9-3-3 | 4-3-3-0 | 0-1-1-0 | 1-4 |
| 4. x-Cleveland | 76 | 37 | 29 | 8 | 2 | 84 | .553 | 232 | 234 | 865 | 19-13-5-1 | 18-16-3-1 | 5-3-1-1 | 1-0-0-0 | 5-2 |
| 5. Belleville | 76 | 37 | 31 | 3 | 5 | 82 | .539 | 228 | 228 | 870 | 22-12-1-3 | 15-19-2-2 | 4-6-0-0 | 0-1-0-0 | 4-5 |
| 6. Utica | 76 | 34 | 34 | 6 | 2 | 76 | .500 | 224 | 257 | 937 | 20-15-3-0 | 14-19-3-2 | 4-6-0-0 | 1-0-0-0 | 3-2 |
| 7. Laval | 76 | 30 | 34 | 6 | 6 | 72 | .474 | 195 | 231 | 877 | 18-13-3-4 | 12-21-3-2 | 3-7-0-0 | 1-0-0-0 | 3-6 |
| 8. Binghamton | 76 | 28 | 41 | 7 | 0 | 63 | .414 | 201 | 278 | 1030 | 17-17-4-0 | 11-24-3-0 | 4-5-1-0 | 0-1-1-0 | 1-0 |

WESTERN CONFERENCE

| CENTRAL | GP | W | L | OTL | SOL | PTS | PCT | GF | GA | PIM | HOME | ROAD | LAST TEN | STREAK | SO |
|-------------------|----|----|----|-----|-----|-----|------|-----|-----|------|-----------|-----------|----------|----------|-----|
| 1. y-Chicago | 76 | 44 | 22 | 6 | 4 | 98 | .645 | 250 | 199 | 886 | 21-11-4-2 | 23-11-2-2 | 5-3-1-1 | 0-1-0-0 | 0-4 |
| 2. x-Milwaukee | 76 | 36 | 24 | 14 | 2 | 88 | .579 | 217 | 207 | 977 | 18-13-6-1 | 18-11-8-1 | 9-0-1-0 | 11-0-2-1 | 4-2 |
| 3. x-Iowa | 76 | 37 | 26 | 8 | 5 | 87 | .572 | 242 | 230 | 874 | 23-9-5-1 | 14-17-3-4 | 3-6-1-0 | 3-0-0-0 | 4-5 |
| 4. x-Grand Rapids | 76 | 38 | 27 | 7 | 4 | 87 | .572 | 217 | 222 | 932 | 22-10-3-3 | 16-17-4-1 | 1-8-1-0 | 0-8-1-0 | 6-4 |
| 5. Manitoba | 76 | 39 | 30 | 5 | 2 | 85 | .559 | 197 | 219 | 1050 | 25-11-1-1 | 14-19-4-1 | 6-3-1-0 | 1-0-0-0 | 2-2 |
| 6. Texas | 76 | 37 | 31 | 4 | 4 | 82 | .539 | 238 | 231 | 791 | 23-11-2-2 | 14-20-2-2 | 5-4-0-1 | 0-1-0-0 | 1-4 |
| 7. Rockford | 76 | 35 | 31 | 4 | 6 | 80 | .526 | 184 | 214 | 715 | 21-14-1-2 | 14-17-3-4 | 4-6-0-0 | 0-2-0-0 | 4-6 |
| 8. San Antonio | 76 | 31 | 38 | 6 | 1 | 69 | .454 | 196 | 244 | 885 | 23-12-2-1 | 8-26-4-0 | 4-6-0-0 | 1-0-0-0 | 3-1 |

| PACIFIC | GP | W | L | OTL | SOL | PTS | PCT | GF | GA | PIM | HOME | ROAD | LAST TEN | STREAK | SO |
|------------------|----|----|----|-----|-----|-----|------|-----|-----|------|-----------|-----------|----------|---------|-----|
| 1. y-Bakersfield | 68 | 42 | 21 | 3 | 2 | 89 | .654 | 242 | 182 | 849 | 21-10-3-0 | 21-11-0-2 | 5-4-0-1 | 3-0-0-0 | 2-2 |
| 2. x-San Jose | 68 | 39 | 22 | 3 | 4 | 85 | .625 | 227 | 197 | 714 | 22-10-1-1 | 17-12-2-3 | 7-3-0-0 | 0-1-0-0 | 4-4 |
| 3. x-San Diego | 68 | 36 | 24 | 5 | 3 | 80 | .588 | 239 | 221 | 978 | 18-14-1-1 | 18-10-4-2 | 4-4-2-0 | 1-0-1-0 | 3-3 |
| 4. x-Colorado | 68 | 36 | 27 | 4 | 1 | 77 | .566 | 191 | 205 | 1114 | 21-9-3-1 | 15-18-1-0 | 4-5-1-0 | 1-0-0-0 | 6-1 |
| 5. Tucson | 68 | 34 | 26 | 5 | 3 | 76 | .559 | 206 | 202 | 766 | 18-14-1-1 | 16-12-4-2 | 6-3-0-1 | 0-1-0-0 | 1-3 |
| 6. Stockton | 68 | 31 | 31 | 4 | 2 | 68 | .500 | 235 | 252 | 945 | 15-16-2-1 | 16-15-2-1 | 6-4-0-0 | 0-1-0-0 | 2-2 |
| 7. Ontario | 68 | 25 | 33 | 6 | 4 | 60 | .441 | 213 | 274 | 1069 | 15-14-3-2 | 10-19-3-2 | 3-5-0-2 | 0-2-0-0 | 2-4 |

Teams ranked in order of points percentage. Teams receive two points for each regulation or overtime victory, one point for each game tied at the end of regulation.



2018-19 Team & Individual Statistics

Conference Standings

EASTERN CONFERENCE

| | GP | W | L | OTL | SOL | PTS | PCT | GF | GA | PIM | HOME | ROAD | LAST TEN | STREAK | SO |
|---------------------------|----|----|----|-----|-----|-----|------|-----|-----|------|-----------|-----------|----------|---------|-----|
| 1. y-Charlotte | 76 | 51 | 17 | 7 | 1 | 110 | .724 | 255 | 189 | 975 | 26-7-5-0 | 25-10-2-1 | 8-2-0-0 | 3-0-0-0 | 1-1 |
| 2. y-Syracuse | 76 | 47 | 21 | 4 | 4 | 102 | .671 | 264 | 187 | 1084 | 27-8-1-2 | 20-13-3-2 | 5-3-0-2 | 2-0-0-1 | 3-4 |
| 3. x-Rochester | 76 | 46 | 23 | 5 | 2 | 99 | .651 | 254 | 218 | 870 | 21-14-2-1 | 25-9-3-1 | 6-2-2-0 | 1-0-0-0 | 5-2 |
| 4. x-Bridgeport | 76 | 43 | 24 | 6 | 3 | 95 | .625 | 233 | 228 | 1125 | 26-7-3-2 | 17-17-3-1 | 5-4-0-1 | 1-0-0-0 | 6-3 |
| 5. x-Hershey | 76 | 43 | 25 | 4 | 4 | 94 | .618 | 211 | 215 | 998 | 25-10-2-1 | 18-15-2-3 | 7-2-1-0 | 3-0-1-0 | 8-4 |
| 6. x-Toronto | 76 | 39 | 24 | 9 | 4 | 91 | .599 | 248 | 243 | 832 | 16-15-6-1 | 23-9-3-3 | 4-3-3-0 | 0-1-1-0 | 1-4 |
| 7. x-Providence | 76 | 38 | 27 | 8 | 3 | 87 | .572 | 228 | 212 | 963 | 24-9-4-1 | 14-18-4-2 | 5-5-0-0 | 0-1-0-0 | 2-3 |
| 8. Lehigh Valley | 76 | 39 | 30 | 4 | 3 | 85 | .559 | 240 | 244 | 911 | 21-15-1-1 | 18-15-3-2 | 7-3-0-0 | 5-0-0-0 | 5-3 |
| 9. x-Cleveland | 76 | 37 | 29 | 8 | 2 | 84 | .553 | 232 | 234 | 865 | 19-13-5-1 | 18-16-3-1 | 5-3-1-1 | 1-0-0-0 | 5-2 |
| 10. Belleville | 76 | 37 | 31 | 3 | 5 | 82 | .539 | 228 | 228 | 870 | 22-12-1-3 | 15-19-2-2 | 4-6-0-0 | 0-1-0-0 | 4-5 |
| 11. Wilkes-Barre/Scranton | 76 | 36 | 30 | 7 | 3 | 82 | .539 | 232 | 228 | 1248 | 17-18-2-1 | 19-12-5-2 | 5-5-0-0 | 1-0-0-0 | 5-3 |
| 12. Springfield | 76 | 33 | 29 | 9 | 5 | 80 | .526 | 250 | 241 | 1128 | 19-11-6-2 | 14-18-3-3 | 5-3-2-0 | 1-0-0-0 | 0-5 |
| 13. Utica | 76 | 34 | 34 | 6 | 2 | 76 | .500 | 224 | 257 | 937 | 20-15-3-0 | 14-19-3-2 | 4-6-0-0 | 1-0-0-0 | 3-2 |
| 14. Laval | 76 | 30 | 34 | 6 | 6 | 72 | .474 | 195 | 231 | 877 | 18-13-3-4 | 12-21-3-2 | 3-7-0-0 | 1-0-0-0 | 3-6 |
| 15. Hartford | 76 | 29 | 36 | 7 | 4 | 69 | .454 | 209 | 266 | 953 | 17-15-5-1 | 12-21-2-3 | 1-7-1-1 | 0-2-0-1 | 2-4 |
| 16. Binghamton | 76 | 28 | 41 | 7 | 0 | 63 | .414 | 201 | 278 | 1030 | 17-17-4-0 | 11-24-3-0 | 4-5-1-0 | 0-1-1-0 | 1-0 |

WESTERN CONFERENCE

| | GP | W | L | OTL | SOL | PTS | PCT | GF | GA | PIM | HOME | ROAD | LAST TEN | STREAK | SO |
|-------------------|----|----|----|-----|-----|-----|------|-----|-----|------|-----------|-----------|----------|----------|-----|
| 1. y-Bakersfield | 68 | 42 | 21 | 3 | 2 | 89 | .654 | 242 | 182 | 849 | 21-10-3-0 | 21-11-0-2 | 5-4-0-1 | 3-0-0-0 | 2-2 |
| 2. y-Chicago | 76 | 44 | 22 | 6 | 4 | 98 | .645 | 250 | 199 | 886 | 21-11-4-2 | 23-11-2-2 | 5-3-1-1 | 0-1-0-0 | 0-4 |
| 3. x-San Jose | 68 | 39 | 22 | 3 | 4 | 85 | .625 | 227 | 197 | 714 | 22-10-1-1 | 17-12-2-3 | 7-3-0-0 | 0-1-0-0 | 4-4 |
| 4. x-San Diego | 68 | 36 | 24 | 5 | 3 | 80 | .588 | 239 | 221 | 978 | 18-14-1-1 | 18-10-4-2 | 4-4-2-0 | 1-0-1-0 | 3-3 |
| 5. x-Milwaukee | 76 | 36 | 24 | 14 | 2 | 88 | .579 | 217 | 207 | 977 | 18-13-6-1 | 18-11-8-1 | 9-0-1-0 | 11-0-2-1 | 4-2 |
| 6. x-Iowa | 76 | 37 | 26 | 8 | 5 | 87 | .572 | 242 | 230 | 874 | 23-9-5-1 | 14-17-3-4 | 3-6-1-0 | 3-0-0-0 | 4-5 |
| 7. x-Grand Rapids | 76 | 38 | 27 | 7 | 4 | 87 | .572 | 217 | 222 | 932 | 22-10-3-3 | 16-17-4-1 | 1-8-1-0 | 0-8-1-0 | 6-4 |
| 8. x-Colorado | 68 | 36 | 27 | 4 | 1 | 77 | .566 | 191 | 205 | 1114 | 21-9-3-1 | 15-18-1-0 | 4-5-1-0 | 1-0-0-0 | 6-1 |
| 9. Manitoba | 76 | 39 | 30 | 5 | 2 | 85 | .559 | 197 | 219 | 1050 | 25-11-1-1 | 14-19-4-1 | 6-3-1-0 | 1-0-0-0 | 2-2 |
| 10. Tucson | 68 | 34 | 26 | 5 | 3 | 76 | .559 | 206 | 202 | 766 | 18-14-1-1 | 16-12-4-2 | 6-3-0-1 | 0-1-0-0 | 1-3 |
| 11. Texas | 76 | 37 | 31 | 4 | 4 | 82 | .539 | 238 | 231 | 791 | 23-11-2-2 | 14-20-2-2 | 5-4-0-1 | 0-1-0-0 | 1-4 |
| 12. Rockford | 76 | 35 | 31 | 4 | 6 | 80 | .526 | 184 | 214 | 715 | 21-14-1-2 | 14-17-3-4 | 4-6-0-0 | 0-2-0-0 | 4-6 |
| 13. Stockton | 68 | 31 | 31 | 4 | 2 | 68 | .500 | 235 | 252 | 945 | 15-16-2-1 | 16-15-2-1 | 6-4-0-0 | 0-1-0-0 | 2-2 |
| 14. San Antonio | 76 | 31 | 38 | 6 | 1 | 69 | .454 | 196 | 244 | 885 | 23-12-2-1 | 8-26-4-0 | 4-6-0-0 | 1-0-0-0 | 3-1 |
| 15. Ontario | 68 | 25 | 33 | 6 | 4 | 60 | .441 | 213 | 274 | 1069 | 15-14-3-2 | 10-19-3-2 | 3-5-0-2 | 0-2-0-0 | 2-4 |

Teams ranked in order of points percentage. Teams receive two points for each regulation or overtime victory, one point for each game tied at the end of regulation.

Attendance Report

| TEAM | TOTAL | GAMES | AVERAGE |
|-----------------------|-----------|-------|---------|
| San Diego | 306,722 | 34 | 9,021 |
| Hershey | 338,452 | 38 | 8,907 |
| Cleveland | 338,220 | 38 | 8,901 |
| Ontario | 283,965 | 34 | 8,352 |
| Grand Rapids | 311,813 | 38 | 8,206 |
| Providence | 305,711 | 38 | 8,045 |
| Chicago | 301,298 | 38 | 7,929 |
| Lehigh Valley | 293,352 | 38 | 7,720 |
| Charlotte | 253,916 | 38 | 6,682 |
| Toronto | 243,912 | 38 | 6,419 |
| Iowa | 243,558 | 38 | 6,409 |
| San Antonio | 235,974 | 38 | 6,210 |
| Syracuse | 212,615 | 38 | 5,595 |
| Laval | 211,956 | 38 | 5,578 |
| Wilkes-Barre/Scranton | 210,876 | 38 | 5,549 |
| Milwaukee | 205,637 | 38 | 5,412 |
| Texas | 205,411 | 38 | 5,406 |
| Rochester | 199,997 | 38 | 5,263 |
| Colorado | 174,768 | 34 | 5,140 |
| Springfield | 193,225 | 38 | 5,085 |
| Bakersfield | 171,140 | 34 | 5,034 |
| Manitoba | 179,421 | 38 | 4,722 |
| Tucson | 145,995 | 34 | 4,294 |
| Bridgeport | 156,052 | 38 | 4,107 |
| Hartford | 149,804 | 38 | 3,942 |
| Utica | 148,846 | 38 | 3,917 |
| Rockford | 147,306 | 38 | 3,876 |
| Stockton | 125,444 | 34 | 3,690 |
| San Jose | 125,106 | 34 | 3,680 |
| Binghamton | 131,881 | 38 | 3,471 |
| Belleville | 116,541 | 38 | 3,067 |
| League | 6,668,914 | 1,150 | 5,799 |



2018-19 Team & Individual Statistics

Leading Scorers

| | TEAM | GP | G | A | PTS |
|---------------------|---------|----|----|----|-----|
| Carter Verhaeghe | SYR | 76 | 34 | 48 | 82 |
| Jeremy Bracco | TOR | 75 | 22 | 57 | 79 |
| Daniel Carr | CHI | 52 | 30 | 41 | 71 |
| T.J. Tynan | CHI | 71 | 12 | 59 | 71 |
| Andrew Poturalski | CHA | 72 | 23 | 47 | 70 |
| * Alex Barre-Boulet | SYR | 74 | 34 | 34 | 68 |
| Cal O'Reilly | IA | 67 | 16 | 51 | 67 |
| * Tyler Benson | BAK | 68 | 15 | 51 | 66 |
| Chris Mueller | TOR | 60 | 33 | 32 | 65 |
| Mike Sgarbossa | HER | 75 | 30 | 35 | 65 |
| Peter Holland | HFD-RFD | 73 | 27 | 38 | 65 |
| Cory Conacher | SYR | 70 | 22 | 42 | 64 |
| * Cooper Marody | BAK | 58 | 19 | 45 | 64 |
| Victor Olofsson | ROC | 66 | 30 | 33 | 63 |
| Reid Boucher | UTI | 56 | 31 | 31 | 62 |
| Matt Moulson | ONT | 68 | 28 | 34 | 62 |
| * Drake Batherson | BEL | 59 | 22 | 40 | 62 |
| Sam Carrick | SD | 61 | 32 | 29 | 61 |
| Chris Terry | GR | 69 | 29 | 32 | 61 |
| Greg Carey | LV | 74 | 29 | 32 | 61 |

| GOALS | TEAM | GP | G |
|---------------------|------|----|----|
| Carter Verhaeghe | SYR | 76 | 34 |
| * Alex Barre-Boulet | SYR | 74 | 34 |
| Chris Mueller | TOR | 60 | 33 |
| Zac Dalpe | CLE | 55 | 33 |
| Sam Carrick | SD | 61 | 32 |

| ASSISTS | TEAM | GP | A |
|----------------|------|----|----|
| T.J. Tynan | CHI | 71 | 59 |
| Jeremy Bracco | TOR | 75 | 57 |
| Cal O'Reilly | IA | 67 | 51 |
| * Tyler Benson | BAK | 68 | 51 |
| Aaron Ness | HER | 71 | 50 |

| PENALTY MINUTES | TEAM | GP | PIM |
|-------------------|------|----|-----|
| Brandon Baddock | BNG | 67 | 154 |
| Andy Andreoff | SYR | 75 | 150 |
| Kurtis MacDermid | ONT | 48 | 147 |
| Mike Liambas | IA | 53 | 137 |
| Tyrell Goulbourne | LV | 63 | 135 |

| MINOR PENALTIES | TEAM | MIN |
|------------------|------|-----|
| Cory Conacher | SYR | 45 |
| Kurtis MacDermid | ONT | 41 |
| Travis St. Denis | BRI | 40 |
| several tied at | | 38 |

| MAJOR PENALTIES | TEAM | MAJ |
|-------------------|---------|-----|
| Dalton Smith | ROC | 11 |
| Alex Gallant | CHI | 10 |
| Jeremy Gregoire | MIL-TUC | 9 |
| * Mathieu Olivier | MIL | 9 |
| several tied at | | 8 |

| POWER-PLAY GOALS | TEAM | PPG |
|---------------------|------|-----|
| Kyle Rau | IA | 17 |
| * Alex Barre-Boulet | SYR | 17 |
| Chris Mueller | TOR | 16 |
| several tied at | | 14 |

| SHORTHANDED GOALS | TEAM | SHG |
|-------------------|------|-----|
| * Logan O'Connor | COL | 5 |
| several tied at | | 4 |

| POWER-PLAY ASSISTS | TEAM | PPA |
|--------------------|------|-----|
| Jeremy Bracco | TOR | 31 |
| Cal O'Reilly | IA | 26 |
| Seth Griffith | MB | 26 |
| Aaron Ness | HER | 26 |
| Cory Conacher | SYR | 24 |

| SHORTHANDED ASSISTS | TEAM | SHA |
|---------------------|-------|-----|
| Justin Kloos | IA-SD | 5 |
| * Logan O'Connor | COL | 4 |
| Alex Belzile | LAV | 4 |
| Chase Balisy | BEL | 4 |
| several tied at | | 3 |

| POWER-PLAY POINTS | TEAM | PPP |
|-------------------|------|-----|
| Jeremy Bracco | TOR | 39 |
| Mike Sgarbossa | HER | 34 |
| Riley Barber | HER | 32 |
| Cal O'Reilly | IA | 32 |
| several tied at | | 31 |

| SHORTHANDED POINTS | TEAM | SHP |
|--------------------|-------|-----|
| * Logan O'Connor | COL | 9 |
| Andrew Agozzino | COL | 7 |
| Gabriel Dumont | SYR | 7 |
| Ryan Lomberg | STK | 6 |
| Justin Kloos | IA-SD | 6 |

| SHOTS | TEAM | SHOTS |
|---------------|---------|-------|
| Anthony Greco | SPR | 267 |
| Riley Barber | HER | 232 |
| Reid Boucher | UTI | 227 |
| Matt Puempel | GR | 225 |
| Peter Holland | HFD-RFD | 224 |

| SHOOTING PERCENTAGE | TEAM | G | SHOTS | PCT |
|---------------------|------|----|-------|------|
| Joe Gambardella | BAK | 29 | 97 | 29.9 |
| Michael Dal Colle | BRI | 18 | 74 | 24.3 |
| Mitchell Stephens | SYR | 11 | 47 | 23.4 |
| Steve Bernier | BRI | 24 | 103 | 23.3 |
| Andrew Mangiapane | STK | 9 | 39 | 23.1 |

| GAME-WINNING GOALS | TEAM | GWG |
|--------------------|------|-----|
| Zach Redmond | ROC | 9 |
| Victor Olofsson | ROC | 9 |
| Aleksi Saarela | CHA | 9 |
| several tied at | | 8 |

| PLUS-MINUS | TEAM | +/- |
|-------------------|------|-----|
| * Zach Whitecloud | CHI | +39 |
| Gage Quinney | CHI | +36 |
| Dominik Masin | SYR | +36 |
| Daniel Carr | CHI | +35 |
| several tied at | | +31 |

| SHOOTOUT GOALS | TEAM | G | ATT |
|----------------|------|---|-----|
| Michael Joly | COL | 5 | 7 |
| Riley Barber | HER | 5 | 12 |
| Taylor Leier | ROC | 4 | 6 |
| Daniel Audette | LAV | 4 | 8 |
| Chris Bourque | BRI | 4 | 9 |

| SHOOTOUT PERCENTAGE | TEAM | G | ATT | PCT |
|---------------------|------|---|-----|-------|
| Sam Gagner | TOR | 3 | 3 | 1.000 |
| Joseph Cramarossa | WBS | 3 | 4 | .750 |
| Tyler Graovac | STK | 3 | 4 | .750 |
| * Austin Poganski | SA | 3 | 4 | .750 |
| Jordan Schroeder | RFD | 3 | 4 | .750 |

(minimum 3 attempts)

* indicates rookie



2018-19 Team & Individual Statistics

Leading Goaltenders (Based on 1440 or more minutes)

| | TEAM | GP | MIN | W | L | OT | EN | SO | GA | GAA | ----- SHOOTOUTS ----- | | | | | | | | |
|------------------|---------|----|---------|----|----|----|----|----|-----|------|-----------------------|---|---|----|-----|-------|------|------|------|
| | | | | | | | | | | | GP | W | L | GA | ATT | SV% | SA | SVS | SV% |
| Alex Nedeljkovic | CHA | 51 | 2917:19 | 34 | 9 | 5 | 1 | 4 | 110 | 2.26 | 2 | 1 | 1 | 1 | 7 | .857 | 1306 | 1196 | .916 |
| * Marcus Hogberg | BEL | 39 | 2304:28 | 21 | 11 | 6 | 4 | 2 | 89 | 2.32 | 6 | 2 | 4 | 7 | 16 | .563 | 1068 | 979 | .917 |
| * Shane Starrett | BAK | 42 | 2447:41 | 27 | 7 | 5 | 3 | 4 | 95 | 2.33 | 3 | 1 | 2 | 4 | 7 | .429 | 1156 | 1061 | .918 |
| Eddie Pasquale | SYR | 45 | 2650:11 | 27 | 12 | 6 | 5 | 4 | 104 | 2.35 | 4 | 1 | 3 | 5 | 20 | .750 | 1241 | 1137 | .916 |
| Troy Grosenick | MIL | 46 | 2633:49 | 24 | 14 | 6 | 5 | 1 | 106 | 2.41 | 4 | 3 | 1 | 1 | 11 | .909 | 1316 | 1210 | .919 |
| Max Lagace | CHI | 33 | 1973:21 | 16 | 10 | 6 | 4 | 1 | 80 | 2.43 | 2 | 0 | 2 | 4 | 7 | .429 | 926 | 846 | .914 |
| Chris Driedger | SPR | 32 | 1835:03 | 18 | 10 | 2 | 7 | 1 | 75 | 2.45 | 1 | 0 | 1 | 2 | 4 | .500 | 986 | 911 | .924 |
| Oscar Dansk | CHI | 40 | 2320:14 | 27 | 9 | 4 | 3 | 2 | 95 | 2.46 | 2 | 0 | 2 | 3 | 10 | .700 | 1086 | 991 | .913 |
| Collin Delia | RFD | 26 | 1546:32 | 13 | 8 | 4 | 2 | 0 | 64 | 2.48 | 5 | 1 | 4 | 7 | 12 | .417 | 816 | 752 | .922 |
| Patrik Rybar | GR | 37 | 2164:40 | 16 | 16 | 5 | 6 | 2 | 90 | 2.49 | 6 | 2 | 4 | 7 | 22 | .682 | 982 | 892 | .908 |
| Michael McNiven | LAV | 30 | 1618:56 | 11 | 12 | 3 | 9 | 2 | 68 | 2.52 | 3 | 0 | 3 | 5 | 14 | .643 | 696 | 628 | .902 |
| * Josef Korenar | SJ | 34 | 1986:54 | 23 | 8 | 2 | 3 | 4 | 84 | 2.54 | 2 | 1 | 1 | 2 | 5 | .600 | 945 | 861 | .911 |
| Dustin Tokarski | HFD-CHA | 28 | 1560:01 | 17 | 6 | 2 | 3 | 2 | 67 | 2.58 | 1 | 1 | 0 | 0 | 3 | 1.000 | 776 | 709 | .914 |
| Zane McIntyre | PRO | 46 | 2711:33 | 25 | 14 | 7 | 3 | 2 | 117 | 2.59 | 4 | 2 | 2 | 5 | 23 | .783 | 1142 | 1025 | .898 |
| Adin Hill | TUC | 36 | 2042:52 | 16 | 15 | 4 | 4 | 2 | 89 | 2.61 | 2 | 0 | 2 | 3 | 6 | .500 | 945 | 856 | .906 |
| Vitek Vanecek | HER | 38 | 2219:32 | 21 | 10 | 6 | 3 | 2 | 97 | 2.62 | 7 | 4 | 3 | 5 | 30 | .833 | 1042 | 945 | .907 |
| Anton Forsberg | RFD | 32 | 1905:41 | 15 | 15 | 2 | 6 | 0 | 84 | 2.64 | 2 | 1 | 1 | 3 | 8 | .625 | 1039 | 955 | .919 |
| Tristan Jarry | WBS | 47 | 2792:07 | 23 | 15 | 8 | 2 | 1 | 124 | 2.66 | 6 | 3 | 3 | 6 | 14 | .571 | 1464 | 1340 | .915 |
| Pavel Francouz | COL | 49 | 2802:58 | 27 | 17 | 3 | 4 | 3 | 125 | 2.68 | 4 | 3 | 1 | 2 | 11 | .818 | 1528 | 1403 | .918 |
| Scott Wedgewood | ROC | 48 | 2711:37 | 28 | 14 | 2 | 5 | 5 | 121 | 2.68 | 4 | 3 | 1 | 4 | 12 | .667 | 1316 | 1195 | .908 |

| WINS | TEAM | WINS | LOSSES | TEAM | LOSSES |
|------------------|------|------|-----------------|-------|--------|
| Alex Nedeljkovic | CHA | 34 | Jared Coreau | SD-SA | 19 |
| Scott Wedgewood | ROC | 28 | Cal Petersen | ONT | 19 |
| several tied at | | 27 | Jon Gillies | STK | 18 |
| | | | several tied at | | 17 |

| MINUTES | TEAM | MIN | SHUTOUTS | TEAM | SHUTOUTS |
|------------------|------|---------|------------------|------|----------|
| Alex Nedeljkovic | CHA | 2917:19 | Connor Ingram | SYR | 6 |
| Pavel Francouz | COL | 2802:58 | * Kaapo Kahkonen | IA | 6 |
| Tristan Jarry | WBS | 2792:07 | Scott Wedgewood | ROC | 5 |
| Eric Comrie | MB | 2738:36 | several tied at | | 4 |
| Scott Wedgewood | ROC | 2711:37 | | | |

| SAVES | TEAM | SAVES | SAVE PERCENTAGE | TEAM | GA | SAVES | PCT |
|----------------|------|-------|-----------------|------|-----|-------|------|
| Pavel Francouz | COL | 1403 | Chris Driedger | SPR | 75 | 911 | .924 |
| Eric Comrie | MB | 1358 | Collin Delia | RFD | 64 | 752 | .922 |
| Tristan Jarry | WBS | 1340 | Troy Grosenick | MIL | 106 | 1210 | .919 |
| Cal Petersen | ONT | 1218 | Anton Forsberg | RFD | 84 | 955 | .919 |
| Troy Grosenick | MIL | 1210 | several tied at | | | | .918 |

| SHOOTOUT WINS | TEAM | SOW | SHOOTOUT LOSSES | TEAM | SOL |
|-----------------|------|-----|------------------|------|-----|
| Harri Sateri | GR | 4 | Patrik Rybar | GR | 4 |
| Vitek Vanecek | HER | 4 | * Kaapo Kahkonen | IA | 4 |
| several tied at | | 3 | * Marcus Hogberg | BEL | 4 |
| | | | Collin Delia | RFD | 4 |
| | | | several tied at | | 3 |

| SHOOTOUT PERCENTAGE | TEAM | SAVES | ATT | PCT |
|-----------------------|------|-------|-----|-------|
| Harri Sateri | GR | 12 | 12 | 1.000 |
| Troy Grosenick | MIL | 10 | 11 | .909 |
| Jeremy Smith | BRI | 11 | 13 | .846 |
| Vitek Vanecek | HER | 25 | 30 | .833 |
| Pavel Francouz | COL | 10 | 12 | .833 |
| (minimum 10 attempts) | | | | |



2018-19 Team & Individual Statistics

Leading Scorers -- Rookies

| | TEAM | GP | G | A | PTS |
|---------------------|------|----|----|----|-----|
| * Alex Barre-Boulet | SYR | 74 | 34 | 34 | 68 |
| * Tyler Benson | BAK | 68 | 15 | 51 | 66 |
| * Cooper Marody | BAK | 58 | 19 | 45 | 64 |
| * Drake Batherson | BEL | 59 | 22 | 40 | 62 |
| * Martin Necas | CHA | 64 | 16 | 36 | 52 |
| * Sam Lafferty | WBS | 70 | 13 | 36 | 49 |
| * Otto Koivula | BRI | 69 | 21 | 25 | 46 |
| * Morgan Geekie | CHA | 73 | 19 | 27 | 46 |
| * Taylor Raddysh | SYR | 70 | 18 | 28 | 46 |
| * Joel L'Esperance | TEX | 54 | 30 | 15 | 45 |
| * Dylan Gambrell | SJ | 51 | 20 | 25 | 45 |
| * Jake Evans | LAV | 67 | 13 | 32 | 45 |
| * Mitch Reinke | SA | 76 | 12 | 33 | 45 |
| * Adam Mascherin | TEX | 75 | 18 | 26 | 44 |
| * Jake Bean | CHA | 70 | 13 | 31 | 44 |
| * Jordan Kyrou | SA | 47 | 16 | 27 | 43 |
| * Logan O'Connor | COL | 64 | 19 | 23 | 42 |
| * Logan Brown | BEL | 56 | 14 | 28 | 42 |
| several tied at | | | | | 41 |

| GOALS | TEAM | GP | G |
|---------------------|------|----|----|
| * Alex Barre-Boulet | SYR | 74 | 34 |
| * Joel L'Esperance | TEX | 54 | 30 |
| * Drake Batherson | BEL | 59 | 22 |
| * Otto Koivula | BRI | 69 | 21 |
| several tied at | | | 20 |

| ASSISTS | TEAM | GP | A |
|-------------------|------|----|----|
| * Tyler Benson | BAK | 68 | 51 |
| * Cooper Marody | BAK | 58 | 45 |
| * Drake Batherson | BEL | 59 | 40 |
| * Martin Necas | CHA | 64 | 36 |
| * Sam Lafferty | WBS | 70 | 36 |

| PENALTY MINUTES | TEAM | GP | PIM |
|------------------------|------|----|-----|
| * Chaz Reddekopp | ONT | 40 | 101 |
| * Kieffer Bellows | BRI | 73 | 101 |
| * Ryan Lindgren | HFD | 65 | 94 |
| * Jeffrey Truchon-Viel | SJ | 68 | 94 |
| * Sam Lafferty | WBS | 70 | 94 |

| MINOR PENALTIES | TEAM | MIN |
|--------------------|------|-----|
| * Nicholas Caamano | TEX | 33 |
| * Sam Lafferty | WBS | 32 |
| * Logan Stanley | MB | 30 |
| * Kieffer Bellows | BRI | 28 |
| * Givani Smith | GR | 28 |

| MAJOR PENALTIES | TEAM | MAJ |
|------------------------|------|-----|
| * Mathieu Olivier | MIL | 9 |
| * Jeffrey Truchon-Viel | SJ | 8 |
| * Chaz Reddekopp | ONT | 7 |
| * Michael Pezzetta | LAV | 7 |
| * Dennis Gilbert | RFD | 7 |

| POWER-PLAY GOALS | TEAM | PPG |
|---------------------|------|-----|
| * Alex Barre-Boulet | SYR | 17 |
| * Joel L'Esperance | TEX | 13 |
| * Dylan Coghlan | CHI | 10 |
| * Connor Bunnaman | LV | 9 |
| * Mitch Reinke | SA | 9 |

| SHORTHANDED GOALS | TEAM | SHG |
|-------------------|------|-----|
| * Logan O'Connor | COL | 5 |
| * Karson Kuhlman | PRO | 3 |
| * Boris Katchouk | SYR | 3 |
| * Dillon Dube | STK | 2 |
| * Kyle Bauman | ONT | 2 |

| POWER-PLAY ASSISTS | TEAM | PPA |
|--------------------|------|-----|
| * Tyler Benson | BAK | 22 |
| * Mitch Reinke | SA | 19 |
| * Ben Gleason | TEX | 18 |
| several tied at | | 17 |

| SHORTHANDED ASSISTS | TEAM | SHA |
|---------------------|------|-----|
| * Logan O'Connor | COL | 4 |
| * Tim Gettinger | HFD | 3 |
| several tied at | | 2 |

| POWER-PLAY POINTS | TEAM | PPP |
|---------------------|------|-----|
| * Mitch Reinke | SA | 28 |
| * Alex Barre-Boulet | SYR | 27 |
| * Tyler Benson | BAK | 24 |
| * Jake Evans | LAV | 23 |
| * Drake Batherson | BEL | 22 |

| SHORTHANDED POINTS | TEAM | SHP |
|--------------------|------|-----|
| * Logan O'Connor | COL | 9 |
| * Karson Kuhlman | PRO | 5 |
| * Boris Katchouk | SYR | 4 |
| several tied at | | 3 |

| SHOTS | TEAM | SHOTS |
|---------------------|------|-------|
| * Alex Barre-Boulet | SYR | 223 |
| * Logan O'Connor | COL | 174 |
| * Tyler Benson | BAK | 173 |
| * Nic Hague | CHI | 171 |
| * Sam Lafferty | WBS | 166 |

| SHOOTING PERCENTAGE | TEAM | G | SHOTS | PCT |
|---------------------|------|----|-------|------|
| * Kailer Yamamoto | BAK | 10 | 45 | 22.2 |
| * Brad Morrison | ONT | 10 | 47 | 21.3 |
| * C.J. Suess | MB | 8 | 38 | 21.1 |
| * Connor Bunnaman | LV | 19 | 91 | 20.9 |
| * Taylor Raddysh | SYR | 18 | 88 | 20.5 |

| GAME-WINNING GOALS | TEAM | GWG |
|---------------------|------|-----|
| * Dylan Sikura | RFD | 6 |
| * Alex Barre-Boulet | SYR | 6 |
| * Joel L'Esperance | TEX | 5 |
| * Logan Brown | BEL | 5 |
| * Connor Bunnaman | LV | 5 |

| PLUS-MINUS | TEAM | +/- |
|-------------------|------|-----|
| * Zach Whitecloud | CHI | +39 |
| * Cooper Marody | BAK | +31 |
| * Nic Hague | CHI | +31 |
| * Morgan Geekie | CHA | +24 |
| * Karson Kuhlman | PRO | +23 |

| SHOOTOUT GOALS | TEAM | G | ATT |
|--------------------|------|---|-----|
| * Austin Poganski | SA | 3 | 4 |
| * Logan Brown | BEL | 3 | 6 |
| * Gerry Fitzgerald | IA | 3 | 6 |
| * Martin Kaut | COL | 3 | 6 |
| * Sheldon Rempal | ONT | 3 | 6 |

| SHOOTOUT PERCENTAGE | TEAM | G | ATT | PCT |
|-----------------------------|--------|---|-----|------|
| * Austin Poganski | SA | 3 | 4 | .750 |
| * Jonathan Dahlen | UTI-SJ | 2 | 3 | .667 |
| * Jordan Gross | TUC | 2 | 3 | .667 |
| several tied at | | | | .500 |
| <i>(minimum 3 attempts)</i> | | | | |



2018-19 Team & Individual Statistics

Leading Scorers -- Defensemen

| | TEAM | GP | G | A | PTS |
|-------------------|------|----|----|----|-----|
| Aaron Ness | HER | 71 | 5 | 50 | 55 |
| John Gilmour | HFD | 70 | 20 | 34 | 54 |
| Zach Redmond | ROC | 58 | 21 | 29 | 50 |
| Ethan Prow | WBS | 74 | 18 | 32 | 50 |
| Joey LaLeggia | SA | 71 | 16 | 31 | 47 |
| Trevor Carrick | CHA | 71 | 9 | 38 | 47 |
| Nick DeSimone | SJ | 65 | 14 | 32 | 46 |
| Cameron Gaunce | SYR | 59 | 10 | 36 | 46 |
| Sebastian Aho | BRI | 67 | 9 | 37 | 46 |
| Calle Rosen | TOR | 54 | 7 | 39 | 46 |
| * Mitch Reinke | SA | 76 | 12 | 33 | 45 |
| * Jake Bean | CHA | 70 | 13 | 31 | 44 |
| Brennan Menell | IA | 70 | 2 | 42 | 44 |
| Jacob MacDonald | SPR | 72 | 14 | 29 | 43 |
| T.J. Brennan | LV | 63 | 8 | 35 | 43 |
| * Dylan Coghlan | CHI | 66 | 15 | 25 | 40 |
| Robbie Russo | TUC | 67 | 6 | 33 | 39 |
| * Ben Gleason | TEX | 72 | 5 | 32 | 37 |
| Alexandre Carrier | MIL | 76 | 5 | 32 | 37 |
| Adam Clendenning | CLE | 45 | 4 | 33 | 37 |

| GOALS | TEAM | GP | G |
|-----------------|------|----|----|
| Zach Redmond | ROC | 58 | 21 |
| John Gilmour | HFD | 70 | 20 |
| Ethan Prow | WBS | 74 | 18 |
| Joey LaLeggia | SA | 71 | 16 |
| * Dylan Coghlan | CHI | 66 | 15 |

| ASSISTS | TEAM | GP | A |
|----------------|------|----|----|
| Aaron Ness | HER | 71 | 50 |
| Brennan Menell | IA | 70 | 42 |
| Calle Rosen | TOR | 54 | 39 |
| Trevor Carrick | CHA | 71 | 38 |
| Sebastian Aho | BRI | 67 | 37 |

| PENALTY MINUTES | TEAM | GP | PIM |
|------------------|------|----|-----|
| Kurtis MacDermid | ONT | 48 | 147 |
| Mason Geertsen | COL | 58 | 134 |
| Seth Helgeson | BRI | 74 | 132 |
| Tyler Lewington | HER | 65 | 121 |
| Dan Renouf | CHA | 74 | 121 |

| MINOR PENALTIES | TEAM | MIN |
|-------------------|------|-----|
| Kurtis MacDermid | ONT | 41 |
| Eric Gryba | BNG | 38 |
| Trevor Carrick | CHA | 38 |
| Andrew MacWilliam | ROC | 35 |
| several tied at | | 34 |

| MAJOR PENALTIES | TEAM | MAJ |
|-----------------|------|-----|
| Mason Geertsen | COL | 8 |
| Seth Helgeson | BRI | 8 |
| Connor Hobbs | HER | 8 |
| several tied at | | 7 |

| POWER-PLAY GOALS | TEAM | PPG |
|------------------|------|-----|
| Zach Redmond | ROC | 10 |
| * Dylan Coghlan | CHI | 10 |
| Ethan Prow | WBS | 9 |
| * Mitch Reinke | SA | 9 |
| several tied at | | 7 |

| SHORTHANDED GOALS | TEAM | SHG |
|-------------------|------|-----|
| several tied at | | 1 |

| POWER-PLAY ASSISTS | TEAM | PPA |
|--------------------|------|-----|
| Aaron Ness | HER | 26 |
| T.J. Brennan | LV | 21 |
| Brennan Menell | IA | 20 |
| * Mitch Reinke | SA | 19 |
| several tied at | | 18 |

| SHORTHANDED ASSISTS | TEAM | SHA |
|---------------------|------|-----|
| Rinat Valiev | STK | 3 |
| Cameron Gaunce | SYR | 3 |
| Brett Lernout | LAV | 3 |
| several tied at | | 2 |

| POWER-PLAY POINTS | TEAM | PPP |
|-------------------|------|-----|
| Aaron Ness | HER | 29 |
| * Mitch Reinke | SA | 28 |
| Jacob MacDonald | SPR | 25 |
| T.J. Brennan | LV | 24 |
| several tied at | | 23 |

| SHORTHANDED POINTS | TEAM | SHP |
|--------------------|------|-----|
| Rinat Valiev | STK | 4 |
| Brett Lernout | LAV | 4 |
| Cameron Gaunce | SYR | 3 |
| several tied at | | 2 |

| SHOTS | TEAM | SHOTS |
|-----------------|------|-------|
| Zach Redmond | ROC | 200 |
| Ethan Prow | WBS | 185 |
| David Warsofsky | COL | 178 |
| T.J. Brennan | LV | 173 |
| * Nic Hague | CHI | 171 |

| SHOOTING PERCENTAGE | TEAM | G | SHOTS | PCT |
|---------------------|------|----|-------|------|
| Oliver Kylington | STK | 7 | 35 | 20.0 |
| Doyle Somerby | CLE | 8 | 66 | 12.1 |
| Joey LaLeggia | SA | 16 | 135 | 11.9 |
| John Gilmour | HFD | 20 | 170 | 11.8 |
| Jordan Murray | BEL | 9 | 81 | 11.1 |

| GAME-WINNING GOALS | TEAM | GWG |
|--------------------|-------------|-----|
| Zach Redmond | ROC | 9 |
| John Gilmour | HFD | 5 |
| Ryan Sproul | TOR-LAV-HER | 4 |
| Trevor Carrick | CHA | 4 |
| several tied at | | 3 |

| PLUS-MINUS | TEAM | +/- |
|-------------------|------|-----|
| * Zach Whitecloud | CHI | +39 |
| Dominik Masin | SYR | +36 |
| * Nic Hague | CHI | +31 |
| Roland McKeown | CHA | +30 |
| Ethan Prow | WBS | +26 |

| SHOOTOUT GOALS | TEAM | G | ATT |
|-----------------|------|---|-----|
| * Jordan Gross | TUC | 2 | 3 |
| several tied at | | 1 | |

| SHOOTOUT PERCENTAGE | TEAM | G | ATT | PCT |
|---------------------|------|---|-----|------|
| * Jordan Gross | TUC | 2 | 3 | .667 |
| * Lucas Carlsson | RFD | 1 | 3 | .333 |
| Matt Donovan | MIL | 1 | 3 | .333 |
| Joey LaLeggia | SA | 1 | 3 | .333 |
| Aaron Ness | HER | 1 | 3 | .333 |

(minimum 3 attempts)



2018-19 Team & Individual Statistics

Home and Away Records

| TEAM | GP | HOME | | | | | | | | AWAY | | | | | | | | | |
|-----------------------|-------------|-------------|------------|------------|-----------|-----------|-------------|-------------|-------------|------|-------------|------------|------------|-----------|-----------|-------------|-------------|-------------|-----|
| | | GP | W | L | OTL | SOL | PTS | GF | GA | SO | GP | W | L | OTL | SOL | PTS | GF | GA | SO |
| Bakersfield | 68 | 34 | 21 | 10 | 3 | 0 | 45 | 127 | 86 | 1-0 | 34 | 21 | 11 | 0 | 2 | 44 | 115 | 96 | 1-2 |
| Belleville | 76 | 38 | 22 | 12 | 1 | 3 | 48 | 125 | 111 | 3-3 | 38 | 15 | 19 | 2 | 2 | 34 | 103 | 117 | 1-2 |
| Binghamton | 76 | 38 | 17 | 17 | 4 | 0 | 38 | 116 | 131 | 1-0 | 38 | 11 | 24 | 3 | 0 | 25 | 85 | 147 | 0-0 |
| Bridgeport | 76 | 38 | 26 | 7 | 3 | 2 | 57 | 128 | 101 | 3-2 | 38 | 17 | 17 | 3 | 1 | 38 | 105 | 127 | 3-1 |
| Charlotte | 76 | 38 | 26 | 7 | 5 | 0 | 57 | 115 | 87 | 1-0 | 38 | 25 | 10 | 2 | 1 | 53 | 140 | 102 | 0-1 |
| Chicago | 76 | 38 | 21 | 11 | 4 | 2 | 48 | 121 | 106 | 0-2 | 38 | 23 | 11 | 2 | 2 | 50 | 129 | 93 | 0-2 |
| Cleveland | 76 | 38 | 19 | 13 | 5 | 1 | 44 | 124 | 127 | 2-1 | 38 | 18 | 16 | 3 | 1 | 40 | 108 | 107 | 3-1 |
| Colorado | 68 | 34 | 21 | 9 | 3 | 1 | 46 | 108 | 89 | 3-1 | 34 | 15 | 18 | 1 | 0 | 31 | 83 | 116 | 3-0 |
| Grand Rapids | 76 | 38 | 22 | 10 | 3 | 3 | 50 | 117 | 105 | 4-3 | 38 | 16 | 17 | 4 | 1 | 37 | 100 | 117 | 2-1 |
| Hartford | 76 | 38 | 17 | 15 | 5 | 1 | 40 | 115 | 136 | 0-1 | 38 | 12 | 21 | 2 | 3 | 29 | 94 | 130 | 2-3 |
| Hershey | 76 | 38 | 25 | 10 | 2 | 1 | 53 | 113 | 98 | 7-1 | 38 | 18 | 15 | 2 | 3 | 41 | 98 | 117 | 1-3 |
| Iowa | 76 | 38 | 23 | 9 | 5 | 1 | 52 | 140 | 105 | 1-1 | 38 | 14 | 17 | 3 | 4 | 35 | 102 | 125 | 3-4 |
| Laval | 76 | 38 | 18 | 13 | 3 | 4 | 43 | 100 | 98 | 1-4 | 38 | 12 | 21 | 3 | 2 | 29 | 95 | 133 | 2-2 |
| Lehigh Valley | 76 | 38 | 21 | 15 | 1 | 1 | 44 | 119 | 116 | 3-1 | 38 | 18 | 15 | 3 | 2 | 41 | 121 | 128 | 2-2 |
| Manitoba | 76 | 38 | 25 | 11 | 1 | 1 | 52 | 117 | 104 | 0-1 | 38 | 14 | 19 | 4 | 1 | 33 | 80 | 115 | 2-1 |
| Milwaukee | 76 | 38 | 18 | 13 | 6 | 1 | 43 | 102 | 93 | 2-1 | 38 | 18 | 11 | 8 | 1 | 45 | 115 | 114 | 2-1 |
| Ontario | 68 | 34 | 15 | 14 | 3 | 2 | 35 | 124 | 136 | 2-2 | 34 | 10 | 19 | 3 | 2 | 25 | 89 | 138 | 0-2 |
| Providence | 76 | 38 | 24 | 9 | 4 | 1 | 53 | 126 | 96 | 2-1 | 38 | 14 | 18 | 4 | 2 | 34 | 102 | 116 | 0-2 |
| Rochester | 76 | 38 | 21 | 14 | 2 | 1 | 45 | 124 | 110 | 3-1 | 38 | 25 | 9 | 3 | 1 | 54 | 130 | 108 | 2-1 |
| Rockford | 76 | 38 | 21 | 14 | 1 | 2 | 45 | 105 | 106 | 3-2 | 38 | 14 | 17 | 3 | 4 | 35 | 79 | 108 | 1-4 |
| San Antonio | 76 | 38 | 23 | 12 | 2 | 1 | 49 | 106 | 92 | 3-1 | 38 | 8 | 26 | 4 | 0 | 20 | 90 | 152 | 0-0 |
| San Diego | 68 | 34 | 18 | 14 | 1 | 1 | 38 | 116 | 106 | 2-1 | 34 | 18 | 10 | 4 | 2 | 42 | 123 | 115 | 1-2 |
| San Jose | 68 | 34 | 22 | 10 | 1 | 1 | 46 | 119 | 93 | 3-1 | 34 | 17 | 12 | 2 | 3 | 39 | 108 | 104 | 1-3 |
| Springfield | 76 | 38 | 19 | 11 | 6 | 2 | 46 | 141 | 114 | 0-2 | 38 | 14 | 18 | 3 | 3 | 34 | 109 | 127 | 0-3 |
| Stockton | 68 | 34 | 15 | 16 | 2 | 1 | 33 | 116 | 125 | 0-1 | 34 | 16 | 15 | 2 | 1 | 35 | 119 | 127 | 2-1 |
| Syracuse | 76 | 38 | 27 | 8 | 1 | 2 | 57 | 154 | 94 | 0-2 | 38 | 20 | 13 | 3 | 2 | 45 | 110 | 93 | 3-2 |
| Texas | 76 | 38 | 23 | 11 | 2 | 2 | 50 | 132 | 105 | 1-2 | 38 | 14 | 20 | 2 | 2 | 32 | 106 | 126 | 0-2 |
| Toronto | 76 | 38 | 16 | 15 | 6 | 1 | 39 | 102 | 128 | 0-1 | 38 | 23 | 9 | 3 | 3 | 52 | 146 | 115 | 1-3 |
| Tucson | 68 | 34 | 18 | 14 | 1 | 1 | 38 | 100 | 94 | 1-1 | 34 | 16 | 12 | 4 | 2 | 38 | 106 | 108 | 0-2 |
| Utica | 76 | 38 | 20 | 15 | 3 | 0 | 43 | 122 | 116 | 3-0 | 38 | 14 | 19 | 3 | 2 | 33 | 102 | 141 | 0-2 |
| Wilkes-Barre/Scranton | 76 | 38 | 17 | 18 | 2 | 1 | 37 | 107 | 109 | 2-1 | 38 | 19 | 12 | 5 | 2 | 45 | 125 | 119 | 3-2 |
| TOTAL | 2300 | 1150 | 641 | 377 | 91 | 41 | 1414 | 3681 | 3317 | | 1150 | 509 | 491 | 93 | 57 | 1168 | 3317 | 3681 | |

Overtime/Shootout Records

| TEAM | GP | OTW | OTL | SOW | SOL | PTS | W PCT |
|-----------------------|------------|------------|------------|-----------|-----------|------------|-------|
| Bakersfield | 12 | 5 | 3 | 2 | 2 | 19 | .583 |
| Belleville | 19 | 7 | 3 | 4 | 5 | 30 | .579 |
| Binghamton | 14 | 6 | 7 | 1 | 0 | 21 | .500 |
| Bridgeport | 24 | 9 | 6 | 6 | 3 | 39 | .625 |
| Charlotte | 17 | 8 | 7 | 1 | 1 | 26 | .529 |
| Chicago | 18 | 8 | 6 | 0 | 4 | 26 | .444 |
| Cleveland | 21 | 6 | 8 | 5 | 2 | 32 | .524 |
| Colorado | 17 | 6 | 4 | 6 | 1 | 29 | .706 |
| Grand Rapids | 22 | 5 | 7 | 6 | 4 | 33 | .500 |
| Hartford | 20 | 7 | 7 | 2 | 4 | 29 | .450 |
| Hershey | 18 | 2 | 4 | 8 | 4 | 28 | .556 |
| Iowa | 25 | 8 | 8 | 4 | 5 | 37 | .480 |
| Laval | 20 | 5 | 6 | 3 | 6 | 28 | .400 |
| Lehigh Valley | 19 | 7 | 4 | 5 | 3 | 31 | .632 |
| Manitoba | 17 | 8 | 5 | 2 | 2 | 27 | .588 |
| Milwaukee | 25 | 5 | 14 | 4 | 2 | 34 | .360 |
| Ontario | 16 | 4 | 6 | 2 | 4 | 22 | .375 |
| Providence | 21 | 8 | 8 | 2 | 3 | 31 | .476 |
| Rochester | 17 | 5 | 5 | 5 | 2 | 27 | .588 |
| Rockford | 26 | 12 | 4 | 4 | 6 | 42 | .615 |
| San Antonio | 14 | 4 | 6 | 3 | 1 | 21 | .500 |
| San Diego | 13 | 2 | 5 | 3 | 3 | 18 | .385 |
| San Jose | 13 | 2 | 3 | 4 | 4 | 19 | .462 |
| Springfield | 17 | 3 | 9 | 0 | 5 | 20 | .177 |
| Stockton | 13 | 5 | 4 | 2 | 2 | 20 | .539 |
| Syracuse | 16 | 5 | 4 | 3 | 4 | 24 | .500 |
| Texas | 12 | 3 | 4 | 1 | 4 | 16 | .333 |
| Toronto | 26 | 12 | 9 | 1 | 4 | 39 | .500 |
| Tucson | 15 | 6 | 5 | 1 | 3 | 22 | .467 |
| Utica | 15 | 4 | 6 | 3 | 2 | 22 | .467 |
| Wilkes-Barre/Scranton | 22 | 7 | 7 | 5 | 3 | 34 | .546 |
| TOTALS | 564 | 184 | 184 | 98 | 98 | 846 | |

Record When Scoring First

| TEAM | GP | FG | W | L | OTL | SOL | PTS | PCT |
|-----------------------|-------------|-------------|------------|------------|-----------|-----------|-------------|-------------|
| Bakersfield | 68 | 40 | 30 | 7 | 2 | 1 | 63 | .788 |
| Belleville | 76 | 37 | 26 | 8 | 1 | 2 | 55 | .743 |
| Binghamton | 76 | 37 | 20 | 15 | 2 | 0 | 42 | .568 |
| Bridgeport | 76 | 42 | 32 | 5 | 3 | 2 | 69 | .821 |
| Charlotte | 76 | 46 | 38 | 6 | 1 | 1 | 78 | .848 |
| Chicago | 76 | 48 | 32 | 11 | 4 | 1 | 69 | .719 |
| Cleveland | 76 | 32 | 24 | 6 | 2 | 0 | 50 | .781 |
| Colorado | 68 | 34 | 23 | 9 | 1 | 1 | 48 | .706 |
| Grand Rapids | 76 | 31 | 18 | 7 | 3 | 3 | 42 | .677 |
| Hartford | 76 | 33 | 17 | 10 | 3 | 3 | 40 | .606 |
| Hershey | 76 | 38 | 27 | 7 | 1 | 3 | 58 | .763 |
| Iowa | 76 | 44 | 26 | 10 | 5 | 3 | 60 | .682 |
| Laval | 76 | 30 | 17 | 7 | 4 | 2 | 40 | .667 |
| Lehigh Valley | 76 | 34 | 21 | 8 | 2 | 3 | 47 | .691 |
| Manitoba | 76 | 39 | 31 | 3 | 3 | 2 | 67 | .859 |
| Milwaukee | 76 | 34 | 23 | 4 | 5 | 2 | 53 | .779 |
| Ontario | 68 | 27 | 12 | 9 | 2 | 4 | 30 | .556 |
| Providence | 76 | 40 | 25 | 10 | 3 | 2 | 55 | .688 |
| Rochester | 76 | 45 | 34 | 6 | 4 | 1 | 73 | .811 |
| Rockford | 76 | 36 | 24 | 8 | 1 | 3 | 52 | .722 |
| San Antonio | 76 | 34 | 19 | 13 | 2 | 0 | 40 | .588 |
| San Diego | 68 | 34 | 22 | 10 | 2 | 0 | 46 | .676 |
| San Jose | 68 | 39 | 28 | 6 | 1 | 4 | 61 | .782 |
| Springfield | 76 | 36 | 20 | 8 | 5 | 3 | 48 | .667 |
| Stockton | 68 | 29 | 18 | 7 | 3 | 1 | 40 | .690 |
| Syracuse | 76 | 42 | 35 | 2 | 2 | 3 | 75 | .893 |
| Texas | 76 | 44 | 29 | 11 | 3 | 1 | 62 | .705 |
| Toronto | 76 | 43 | 31 | 9 | 1 | 2 | 65 | .756 |
| Tucson | 68 | 31 | 20 | 6 | 3 | 2 | 45 | .726 |
| Utica | 76 | 37 | 24 | 9 | 3 | 1 | 52 | .703 |
| Wilkes-Barre/Scranton | 76 | 34 | 21 | 10 | 1 | 2 | 45 | .662 |
| TOTALS | 2300 | 1150 | 767 | 247 | 78 | 58 | 1670 | .726 |



Team versus Team Records

| | BAK | BEL | BNG | BRI | CHA | CHI | CLE | COL | GR | HFD | HER | IA | LAV | LV | MB | MIL |
|-----|---------|---------|---------|---------|---------|---------|---------|---------|---------|---------|---------|---------|---------|---------|---------|---------|
| BAK | ----- | 0-0-0-0 | 0-0-0-0 | 0-0-0-0 | 0-0-0-0 | 0-0-0-0 | 0-0-0-0 | 4-3-0-1 | 0-0-0-0 | 0-0-0-0 | 0-0-0-0 | 3-1-0-0 | 0-0-0-0 | 0-0-0-0 | 2-2-0-0 | 0-0-0-0 |
| BEL | 0-0-0-0 | ----- | 3-2-0-1 | 0-2-0-0 | 1-2-1-0 | 0-0-0-0 | 3-4-0-1 | 0-0-0-0 | 2-2-0-0 | 1-1-0-0 | 0-1-0-1 | 0-0-0-0 | 7-4-0-1 | 0-2-0-0 | 2-1-1-0 | 0-0-0-0 |
| BNG | 0-0-0-0 | 3-3-0-0 | ----- | 1-1-0-0 | 1-2-1-0 | 0-0-0-0 | 3-1-0-0 | 0-0-0-0 | 0-0-0-0 | 2-1-1-0 | 0-1-1-0 | 0-0-0-0 | 2-3-1-0 | 2-1-1-0 | 0-0-0-0 | 0-0-0-0 |
| BRI | 0-0-0-0 | 2-0-0-0 | 1-1-0-0 | ----- | 4-4-0-0 | 0-0-0-0 | 0-0-0-0 | 0-0-0-0 | 0-0-0-0 | 6-2-1-1 | 3-2-0-1 | 0-0-0-0 | 2-0-0-0 | 3-2-1-0 | 0-0-0-0 | 0-0-0-0 |
| CHA | 0-0-0-0 | 3-1-0-0 | 3-1-0-0 | 4-4-0-0 | ----- | 0-0-0-0 | 3-1-0-0 | 0-0-0-0 | 0-0-0-0 | 7-1-0-0 | 1-2-0-1 | 0-0-0-0 | 3-1-0-0 | 6-1-1-0 | 0-0-0-0 | 0-0-0-0 |
| CHI | 0-0-0-0 | 0-0-0-0 | 0-0-0-0 | 0-0-0-0 | 0-0-0-0 | ----- | 2-1-1-0 | 3-0-0-1 | 5-2-1-0 | 0-0-0-0 | 0-0-0-0 | 4-2-2-0 | 0-0-0-0 | 0-0-0-0 | 4-4-0-0 | 7-4-0-1 |
| CLE | 0-0-0-0 | 5-3-0-0 | 1-2-1-0 | 0-0-0-0 | 1-2-1-0 | 2-2-0-0 | ----- | 0-0-0-0 | 2-1-0-1 | 0-0-0-0 | 3-1-0-0 | 0-0-0-0 | 5-3-0-0 | 3-0-0-1 | 0-0-0-0 | 2-1-1-0 |
| COL | 4-4-0-0 | 0-0-0-0 | 0-0-0-0 | 0-0-0-0 | 0-0-0-0 | 1-2-1-0 | 0-0-0-0 | ----- | 0-0-0-0 | 0-0-0-0 | 0-0-0-0 | 1-1-1-1 | 0-0-0-0 | 0-0-0-0 | 0-3-1-0 | 0-0-0-0 |
| GR | 0-0-0-0 | 2-1-0-1 | 0-0-0-0 | 0-0-0-0 | 0-0-0-0 | 3-5-0-0 | 2-1-1-0 | 0-0-0-0 | ----- | 0-0-0-0 | 1-1-0-0 | 2-2-1-1 | 0-0-0-0 | 0-0-0-0 | 6-2-0-0 | 6-3-0-1 |
| HFD | 0-0-0-0 | 1-0-1-0 | 2-1-1-0 | 4-3-2-1 | 1-7-0-0 | 0-0-0-0 | 0-0-0-0 | 0-0-0-0 | 0-0-0-0 | ----- | 0-5-0-1 | 0-0-0-0 | 1-1-0-0 | 3-2-0-1 | 0-0-0-0 | 0-0-0-0 |
| HER | 0-0-0-0 | 2-0-0-0 | 2-0-0-0 | 3-3-0-0 | 3-0-0-1 | 0-0-0-0 | 1-3-0-0 | 0-0-0-0 | 1-1-0-0 | 6-0-0-0 | ----- | 0-0-0-0 | 1-1-0-0 | 6-4-1-1 | 0-0-0-0 | 0-2-0-0 |
| IA | 1-2-1-0 | 0-0-0-0 | 0-0-0-0 | 0-0-0-0 | 0-0-0-0 | 4-2-2-0 | 0-0-0-0 | 3-0-0-1 | 4-1-1-0 | 0-0-0-0 | 0-0-0-0 | ----- | 0-0-0-0 | 0-0-0-0 | 3-0-1-0 | 4-1-0-1 |
| LAV | 0-0-0-0 | 5-5-1-1 | 4-2-0-0 | 0-1-0-1 | 1-2-1-0 | 0-0-0-0 | 3-4-0-1 | 0-0-0-0 | 0-0-0-0 | 1-1-0-0 | 1-1-0-0 | 0-0-0-0 | ----- | 0-1-1-0 | 3-1-0-0 | 0-0-0-0 |
| LV | 0-0-0-0 | 2-0-0-0 | 2-1-1-0 | 3-2-0-1 | 2-6-0-0 | 0-0-0-0 | 1-3-0-0 | 0-0-0-0 | 0-0-0-0 | 3-2-1-0 | 6-5-0-1 | 0-0-0-0 | 2-0-0-0 | ----- | 0-0-0-0 | 0-0-0-0 |
| MB | 2-2-0-0 | 2-2-0-0 | 0-0-0-0 | 0-0-0-0 | 0-0-0-0 | 4-4-0-0 | 0-0-0-0 | 4-0-0-0 | 2-4-2-0 | 0-0-0-0 | 0-0-0-0 | 1-3-0-0 | 1-2-0-1 | 0-0-0-0 | ----- | 5-3-0-0 |
| MIL | 0-0-0-0 | 0-0-0-0 | 0-0-0-0 | 0-0-0-0 | 0-0-0-0 | 5-4-3-0 | 2-0-2-0 | 0-0-0-0 | 4-4-0-2 | 0-0-0-0 | 2-0-0-0 | 2-4-0-0 | 0-0-0-0 | 0-0-0-0 | 3-2-3-0 | ----- |
| ONT | 2-7-1-0 | 0-0-0-0 | 0-0-0-0 | 0-0-0-0 | 0-0-0-0 | 0-0-0-0 | 0-0-0-0 | 2-4-2-0 | 2-0-0-0 | 0-0-0-0 | 0-0-0-0 | 2-2-0-0 | 0-0-0-0 | 0-0-0-0 | 0-0-0-0 | 0-1-1-0 |
| PRO | 0-0-0-0 | 1-1-0-0 | 1-1-0-0 | 5-2-4-1 | 4-3-1-0 | 0-0-0-0 | 0-0-0-0 | 0-0-0-0 | 0-0-0-0 | 5-4-1-0 | 4-2-0-0 | 0-0-0-0 | 0-1-0-1 | 3-3-0-0 | 0-0-0-0 | 0-0-0-0 |
| ROC | 0-0-0-0 | 1-2-1-0 | 7-2-1-0 | 4-0-0-0 | 0-4-0-0 | 0-0-0-0 | 6-2-0-0 | 0-0-0-0 | 0-0-0-0 | 2-2-0-0 | 1-1-0-0 | 0-0-0-0 | 3-1-0-0 | 0-0-1-1 | 0-0-0-0 | 0-0-0-0 |
| RFD | 0-0-0-0 | 0-0-0-0 | 0-0-0-0 | 0-0-0-0 | 0-0-0-0 | 6-5-1-0 | 1-3-0-0 | 0-0-0-0 | 7-3-0-0 | 0-0-0-0 | 1-0-0-1 | 4-5-0-1 | 0-0-0-0 | 0-0-0-0 | 1-1-1-1 | 5-6-0-1 |
| SA | 1-1-0-0 | 0-0-0-0 | 0-0-0-0 | 0-0-0-0 | 0-0-0-0 | 4-4-0-0 | 0-0-0-0 | 0-4-0-0 | 2-4-1-1 | 0-0-0-0 | 0-0-0-0 | 4-2-2-0 | 0-0-0-0 | 0-0-0-0 | 3-5-0-0 | 3-4-1-0 |
| SD | 6-3-0-1 | 0-0-0-0 | 0-0-0-0 | 0-0-0-0 | 0-0-0-0 | 0-0-0-0 | 0-0-0-0 | 3-4-1-0 | 0-0-0-0 | 0-0-0-0 | 0-0-0-0 | 1-0-1-0 | 0-0-0-0 | 0-0-0-0 | 2-1-1-0 | 2-0-0-0 |
| SJ | 4-4-1-1 | 0-0-0-0 | 0-0-0-0 | 0-0-0-0 | 0-0-0-0 | 0-0-0-0 | 0-0-0-0 | 4-2-1-1 | 3-0-0-1 | 0-0-0-0 | 0-0-0-0 | 2-2-0-0 | 0-0-0-0 | 0-0-0-0 | 0-0-0-0 | 0-0-0-0 |
| SPR | 0-0-0-0 | 0-0-0-0 | 3-0-1-0 | 3-5-1-1 | 1-2-1-0 | 0-0-0-0 | 0-0-0-0 | 0-0-0-0 | 0-0-0-0 | 6-2-2-0 | 3-3-0-0 | 0-0-0-0 | 2-0-2-0 | 2-2-1-1 | 0-0-0-0 | 0-0-0-0 |
| STK | 2-6-2-0 | 0-0-0-0 | 0-0-0-0 | 0-0-0-0 | 0-0-0-0 | 0-0-0-0 | 0-0-0-0 | 6-1-0-1 | 0-0-0-0 | 0-0-0-0 | 0-0-0-0 | 3-0-1-0 | 0-0-0-0 | 0-0-0-0 | 2-2-0-0 | 0-0-0-0 |
| SYR | 0-0-0-0 | 4-1-0-1 | 9-1-0-0 | 1-1-0-0 | 1-3-0-0 | 0-0-0-0 | 2-0-1-1 | 0-0-0-0 | 0-0-0-0 | 2-0-0-0 | 2-0-0-0 | 0-0-0-0 | 5-1-0-0 | 2-0-0-0 | 0-0-0-0 | 0-0-0-0 |
| TEX | 1-1-0-0 | 0-0-0-0 | 0-0-0-0 | 0-0-0-0 | 0-0-0-0 | 2-5-1-0 | 0-0-0-0 | 0-0-0-0 | 3-4-0-1 | 0-0-0-0 | 0-0-0-0 | 7-0-0-1 | 0-0-0-0 | 0-0-0-0 | 3-4-0-1 | 5-1-2-0 |
| TOR | 0-0-0-0 | 4-4-4-0 | 3-2-1-0 | 1-0-0-1 | 3-1-0-0 | 0-0-0-0 | 3-2-1-2 | 0-0-0-0 | 0-0-0-0 | 1-1-0-0 | 1-1-0-0 | 0-0-0-0 | 7-2-1-0 | 0-2-0-0 | 3-1-0-0 | 0-0-0-0 |
| TUC | 3-5-0-0 | 0-0-0-0 | 0-0-0-0 | 0-0-0-0 | 0-0-0-0 | 1-3-0-0 | 0-0-0-0 | 3-6-2-1 | 0-0-0-0 | 0-0-0-0 | 0-0-0-0 | 3-1-0-0 | 0-0-0-0 | 0-0-0-0 | 0-0-0-0 | 0-0-0-0 |
| UTI | 0-0-0-0 | 2-3-0-1 | 3-5-0-0 | 0-0-2-0 | 1-2-1-0 | 0-0-0-0 | 3-1-0-0 | 0-0-0-0 | 0-0-0-0 | 2-2-0-0 | 1-1-0-0 | 0-0-0-0 | 5-2-1-0 | 1-1-0-0 | 0-0-0-0 | 0-0-0-0 |
| WBS | 0-0-0-0 | 0-0-0-0 | 4-0-0-0 | 4-4-0-0 | 1-2-1-0 | 0-0-0-0 | 4-0-0-0 | 0-0-0-0 | 1-1-0-0 | 3-1-1-1 | 3-6-1-2 | 0-0-0-0 | 0-0-0-0 | 6-6-0-0 | 0-0-0-0 | 1-1-0-0 |

| | ONT | PRO | RCH | RFD | SA | SD | SJ | SPR | STK | SYR | TEX | TOR | TUC | UTI | WBS |
|-----|---------|---------|---------|---------|---------|---------|---------|---------|----------|---------|---------|---------|---------|---------|---------|
| BAK | 8-1-0-1 | 0-0-0-0 | 0-0-0-0 | 0-0-0-0 | 1-1-0-0 | 4-4-2-0 | 6-4-0-0 | 0-0-0-0 | 8-2-0-0 | 0-0-0-0 | 1-1-0-0 | 0-0-0-0 | 5-2-1-0 | 0-0-0-0 | 0-0-0-0 |
| BEL | 0-0-0-0 | 1-1-0-0 | 3-1-0-0 | 0-0-0-0 | 0-0-0-0 | 0-0-0-0 | 0-0-0-0 | 0-0-0-0 | 0-0-0-0 | 2-4-0-0 | 0-0-0-0 | 8-2-1-1 | 0-0-0-0 | 4-2-0-0 | 0-0-0-0 |
| BNG | 0-0-0-0 | 1-1-0-0 | 3-7-0-0 | 0-0-0-0 | 0-0-0-0 | 0-0-0-0 | 0-0-0-0 | 1-3-0-0 | 0-0-0-0 | 1-9-0-0 | 0-0-0-0 | 3-2-1-0 | 0-0-0-0 | 5-3-0-0 | 0-3-1-0 |
| BRI | 0-0-0-0 | 7-4-1-0 | 0-2-1-1 | 0-0-0-0 | 0-0-0-0 | 0-0-0-0 | 0-0-0-0 | 7-3-0-0 | 0-0-0-0 | 1-1-0-0 | 0-0-0-0 | 1-0-1-0 | 0-0-0-0 | 2-0-0-0 | 4-3-1-0 |
| CHA | 0-0-0-0 | 4-2-2-0 | 4-0-0-0 | 0-0-0-0 | 0-0-0-0 | 0-0-0-0 | 0-0-0-0 | 3-1-0-0 | 0-0-0-0 | 3-0-1-0 | 0-0-0-0 | 1-1-2-0 | 0-0-0-0 | 3-0-1-0 | 3-1-0-0 |
| CHI | 0-0-0-0 | 0-0-0-0 | 0-0-0-0 | 6-3-2-1 | 4-3-0-1 | 0-0-0-0 | 0-0-0-0 | 0-0-0-0 | 0-0-0-0 | 0-0-0-0 | 6-2-0-0 | 0-0-0-0 | 3-1-0-0 | 0-0-0-0 | 0-0-0-0 |
| CLE | 0-0-0-0 | 0-0-0-0 | 2-5-1-0 | 3-0-1-0 | 0-0-0-0 | 0-0-0-0 | 0-0-0-0 | 0-0-0-0 | 0-0-0-0 | 2-2-0-0 | 0-0-0-0 | 5-1-2-0 | 0-0-0-0 | 1-2-1-0 | 0-4-0-0 |
| COL | 6-2-0-0 | 0-0-0-0 | 0-0-0-0 | 0-0-0-0 | 4-0-0-0 | 5-3-0-0 | 4-4-0-0 | 0-0-0-0 | 2-5-1-0 | 0-0-0-0 | 0-0-0-0 | 0-0-0-0 | 9-3-0-0 | 0-0-0-0 | 0-0-0-0 |
| GR | 0-2-0-0 | 0-0-0-0 | 0-0-0-0 | 3-3-4-0 | 6-2-0-0 | 0-0-0-0 | 1-2-1-0 | 0-0-0-0 | 0-0-0-0 | 0-0-0-0 | 5-3-0-0 | 0-0-0-0 | 0-0-0-0 | 0-0-0-0 | 1-0-0-1 |
| HFD | 0-0-0-0 | 5-3-2-0 | 2-2-0-0 | 0-0-0-0 | 0-0-0-0 | 0-0-0-0 | 0-0-0-0 | 4-6-0-0 | 0-0-0-0 | 0-2-0-0 | 0-0-0-0 | 1-1-0-0 | 0-0-0-0 | 2-1-0-1 | 3-2-1-0 |
| HER | 0-0-0-0 | 2-2-1-1 | 1-1-0-0 | 1-1-0-0 | 0-0-0-0 | 0-0-0-0 | 0-0-0-0 | 3-3-0-0 | 0-0-0-0 | 0-2-0-0 | 0-0-0-0 | 1-0-1-0 | 0-0-0-0 | 1-0-1-0 | 9-2-0-1 |
| IA | 2-1-1-0 | 0-0-0-0 | 0-0-0-0 | 6-3-0-1 | 4-3-0-1 | 1-1-0-0 | 2-1-0-1 | 0-0-0-0 | 1-3-0-0 | 0-0-0-0 | 1-6-1-0 | 0-0-0-0 | 1-2-1-0 | 0-0-0-0 | 0-0-0-0 |
| LAV | 0-0-0-0 | 2-0-0-0 | 1-2-0-1 | 0-0-0-0 | 0-0-0-0 | 0-0-0-0 | 0-0-0-0 | 2-2-0-0 | 0-0-0-0 | 1-4-0-1 | 0-0-0-0 | 3-4-3-0 | 0-0-0-0 | 3-4-0-1 | 0-0-0-0 |
| LV | 0-0-0-0 | 3-3-0-0 | 2-0-0-0 | 0-0-0-0 | 0-0-0-0 | 0-0-0-0 | 0-0-0-0 | 4-2-0-0 | 0-0-0-0 | 0-1-0-1 | 0-0-0-0 | 2-0-0-0 | 0-0-0-0 | 1-1-0-0 | 6-4-2-0 |
| MB | 0-0-0-0 | 0-0-0-0 | 0-0-0-0 | 3-0-0-1 | 5-2-1-0 | 2-2-0-0 | 0-0-0-0 | 0-0-0-0 | 2-1-1-0 | 0-0-0-0 | 5-2-1-0 | 1-3-0-0 | 0-0-0-0 | 0-0-0-0 | 0-0-0-0 |
| MIL | 2-0-0-0 | 0-0-0-0 | 0-0-0-0 | 7-1-4-0 | 5-1-2-0 | 0-2-0-0 | 0-0-0-0 | 0-0-0-0 | 0-0-0-0 | 0-0-0-0 | 3-5-0-0 | 0-0-0-0 | 0-0-0-0 | 0-0-0-0 | 1-1-0-0 |
| ONT | ----- | 0-0-0-0 | 0-0-0-0 | 0-0-0-0 | 0-2-0-0 | 4-6-0-2 | 3-5-0-0 | 0-0-0-0 | 4-3-2-1 | 0-0-0-0 | 1-1-0-0 | 0-0-0-0 | 5-2-0-1 | 0-0-0-0 | 0-0-0-0 |
| PRO | 0-0-0-0 | ----- | 1-1-0-0 | 0-0-0-0 | 0-0-0-0 | 0-0-0-0 | 0-0-0-0 | 6-7-1-0 | 0-0-0-0 | 2-0-0-0 | 0-0-0-0 | 2-0-0-0 | 0-0-0-0 | 1-1-0-0 | 3-1-1-1 |
| ROC | 0-0-0-0 | 1-0-1-0 | ----- | 0-0-0-0 | 0-0-0-0 | 0-0-0-0 | 0-0-0-0 | 1-1-0-0 | 0-0-0-0 | 6-4-1-1 | 0-0-0-0 | 5-1-0-0 | 0-0-0-0 | 7-3-0-0 | 2-0-0-0 |
| RFD | 0-0-0-0 | 0-0-0-0 | 0-0-0-0 | ----- | 4-3-0-1 | 0-0-0-0 | 0-0-0-0 | 0-0-0-0 | 0-0-0-0 | 0-0-0-0 | 3-3-1-1 | 0-0-0-0 | 2-1-1-0 | 0-0-0-0 | 1-1-0-0 |
| SA | 2-0-0-0 | 0-0-0-0 | 0-0-0-0 | 4-3-1-0 | ----- | 1-1-0-0 | 0-2-0-0 | 0-0-0-0 | 1-0-1-0 | 0-0-0-0 | 6-8-0-0 | 0-0-0-0 | 0-0-0-0 | 0-0-0-0 | 0-0-0-0 |
| SD | 8-3-0-1 | 0-0-0-0 | 0-0-0-0 | 0-0-0-0 | 1-1-0-0 | ----- | 6-4-0-0 | 0-0-0-0 | 3-4-0-1 | 0-0-0-0 | 2-0-0-0 | 0-0-0-0 | 2-4-2-0 | 0-0-0-0 | 0-0-0-0 |
| SJ | 5-3-0-0 | 0-0-0-0 | 0-0-0-0 | 0-0-0-0 | 2-0-0-0 | 4-5-0-1 | ----- | 0-0-0-0 | 10-2-0-0 | 0-0-0-0 | 2-0-0-0 | 0-0-0-0 | 3-4-1-0 | 0-0-0-0 | 0-0-0-0 |
| SPR | 0-0-0-0 | 8-5-0-1 | 1-1-0-0 | 0-0-0-0 | 0-0-0-0 | 0-0-0-0 | 0-0-0-0 | ----- | 0-0-0-0 | 1-2-1-0 | 0-0-0-0 | 0-2-0-0 | 0-0-0-0 | 1-3-0-0 | 2-2-0-2 |
| STK | 6-3-1-0 | 0-0-0-0 | 0-0-0-0 | 0-0-0-0 | 1-1-0-0 | 5-3-0-0 | 2-9-0-1 | 0-0-0-0 | ----- | 0-0-0-0 | 1-1-0-0 | 0-0-0-0 | 3-5-0-0 | 0-0-0-0 | 0-0-0-0 |
| SYR | 0-0-0-0 | 0-2-0-0 | 6-4-1-1 | 0-0-0-0 | 0-0-0-0 | 0-0-0-0 | 0-0-0-0 | 3-1-0-0 | 0-0-0-0 | ----- | 0-0-0-0 | 2-3-1-0 | 0-0-0-0 | 7-4-0-1 | 1-0-1-0 |
| TEX | 1-1-0-0 | 0-0-0-0 | 0-0-0-0 | 5-2-0-1 | 8-5-1-0 | 0-2-0-0 | 0-2-0-0 | 0-0-0-0 | 1-1-0-0 | 0-0-0-0 | ----- | 0-0-0-0 | 1-3-0-0 | 0-0-0-0 | 0-0-0-0 |
| TOR | 0-0-0-0 | 0-2-0-0 | 1-3-1-1 | 0-0-0-0 | 0-0-0-0 | 0-0-0-0 | 0-0-0-0 | 2-0-0-0 | 0-0-0-0 | 4-1-1-0 | 0-0-0-0 | ----- | 0-0-0-0 | 4-2-0-0 | 2-0-0-0 |
| TUC | 3-3-2-0 | 0-0-0-0 | 0-0-0-0 | 2-2-0-0 | 0-0-0-0 | 6-2-0-0 | 5-0-1-2 | 0-0-0-0 | 5-3-0-0 | 0-0-0-0 | 3-1-0-0 | 0-0-0-0 | ----- | 0-0-0-0 | 0-0-0-0 |
| UTI | 0-0-0-0 | 1-1-0-0 | 3-5-1-1 | 0-0-0-0 | 0-0-0-0 | 0-0-0-0 | 0-0-0-0 | 3-0-1-0 | 0-0-0-0 | 5-7-0-0 | 0-0-0-0 | 2-4-0-0 | 0-0-0-0 | ----- | 2-0-0-0 |
| WBS | 0-0-0-0 | 3-2-1-0 | 0-2-0-0 | 1-1-0-0 | 0-0-0-0 | 0-0-0-0 | 0-0-0-0 | 4- | | | | | | | |

2018-19 Team & Individual Statistics

Division Records

| ATLANTIC | --VS ATLANTIC-- | | | | --VS NORTH-- | | | | --VS CENTRAL-- | | | | --VS PACIFIC-- | | | |
|-----------------------|-----------------|------------|-----------|-----------|--------------|-----------|-----------|----------|----------------|----------|----------|----------|----------------|----------|----------|----------|
| | W | L | OTL | SOL | W | L | OTL | SOL | W | L | OTL | SOL | W | L | OTL | SOL |
| Bridgeport | 34 | 20 | 4 | 2 | 9 | 4 | 2 | 1 | 0 | 0 | 0 | 0 | 0 | 0 | 0 | 0 |
| Charlotte | 28 | 12 | 3 | 1 | 23 | 5 | 4 | 0 | 0 | 0 | 0 | 0 | 0 | 0 | 0 | 0 |
| Hartford | 20 | 28 | 5 | 3 | 9 | 8 | 2 | 1 | 0 | 0 | 0 | 0 | 0 | 0 | 0 | 0 |
| Hershey | 32 | 14 | 2 | 4 | 9 | 7 | 2 | 0 | 2 | 4 | 0 | 0 | 0 | 0 | 0 | 0 |
| Lehigh Valley | 27 | 24 | 3 | 2 | 12 | 6 | 1 | 1 | 0 | 0 | 0 | 0 | 0 | 0 | 0 | 0 |
| Providence | 30 | 22 | 8 | 2 | 8 | 5 | 0 | 1 | 0 | 0 | 0 | 0 | 0 | 0 | 0 | 0 |
| Springfield | 25 | 21 | 5 | 5 | 8 | 8 | 4 | 0 | 0 | 0 | 0 | 0 | 0 | 0 | 0 | 0 |
| Wilkes-Barre/Scranton | 24 | 22 | 5 | 3 | 9 | 5 | 2 | 0 | 3 | 3 | 0 | 0 | 0 | 0 | 0 | 0 |
| TOTAL | 220 | 163 | 35 | 22 | 87 | 48 | 17 | 4 | 5 | 7 | 0 | 0 | 0 | 0 | 0 | 0 |

| NORTH | --VS ATLANTIC-- | | | | --VS NORTH-- | | | | --VS CENTRAL-- | | | | --VS PACIFIC-- | | | |
|--------------|-----------------|-----------|-----------|----------|--------------|------------|-----------|-----------|----------------|----------|----------|----------|----------------|----------|----------|----------|
| | W | L | OTL | SOL | W | L | OTL | SOL | W | L | OTL | SOL | W | L | OTL | SOL |
| Belleville | 3 | 9 | 1 | 1 | 30 | 19 | 1 | 4 | 4 | 3 | 1 | 0 | 0 | 0 | 0 | 0 |
| Binghamton | 8 | 13 | 5 | 0 | 20 | 28 | 2 | 0 | 0 | 0 | 0 | 0 | 0 | 0 | 0 | 0 |
| Cleveland | 7 | 7 | 1 | 1 | 21 | 18 | 5 | 0 | 9 | 4 | 2 | 1 | 0 | 0 | 0 | 0 |
| Laval | 7 | 8 | 2 | 1 | 20 | 25 | 4 | 5 | 3 | 1 | 0 | 0 | 0 | 0 | 0 | 0 |
| Rochester | 11 | 8 | 2 | 1 | 35 | 15 | 3 | 1 | 0 | 0 | 0 | 0 | 0 | 0 | 0 | 0 |
| Syracuse | 12 | 7 | 1 | 0 | 35 | 14 | 3 | 4 | 0 | 0 | 0 | 0 | 0 | 0 | 0 | 0 |
| Toronto | 10 | 7 | 0 | 1 | 26 | 16 | 9 | 3 | 3 | 1 | 0 | 0 | 0 | 0 | 0 | 0 |
| Utica | 11 | 7 | 4 | 0 | 23 | 27 | 2 | 2 | 0 | 0 | 0 | 0 | 0 | 0 | 0 | 0 |
| TOTAL | 69 | 66 | 16 | 5 | 210 | 162 | 29 | 19 | 19 | 9 | 3 | 1 | 0 | 0 | 0 | 0 |

| CENTRAL | --VS ATLANTIC-- | | | | --VS NORTH-- | | | | --VS CENTRAL-- | | | | --VS PACIFIC-- | | | |
|--------------|-----------------|----------|----------|----------|--------------|-----------|----------|----------|----------------|------------|-----------|-----------|----------------|-----------|----------|----------|
| | W | L | OTL | SOL | W | L | OTL | SOL | W | L | OTL | SOL | W | L | OTL | SOL |
| Chicago | 0 | 0 | 0 | 0 | 2 | 1 | 1 | 0 | 36 | 20 | 5 | 3 | 6 | 1 | 0 | 1 |
| Grand Rapids | 2 | 1 | 0 | 1 | 4 | 2 | 1 | 1 | 31 | 20 | 5 | 2 | 1 | 4 | 1 | 0 |
| Iowa | 0 | 0 | 0 | 0 | 0 | 0 | 0 | 0 | 26 | 16 | 5 | 3 | 11 | 10 | 3 | 2 |
| Manitoba | 0 | 0 | 0 | 0 | 4 | 7 | 0 | 1 | 25 | 18 | 4 | 1 | 10 | 5 | 1 | 0 |
| Milwaukee | 3 | 1 | 0 | 0 | 2 | 0 | 2 | 0 | 29 | 21 | 12 | 2 | 2 | 2 | 0 | 0 |
| Rockford | 2 | 1 | 0 | 1 | 1 | 3 | 0 | 0 | 30 | 26 | 3 | 5 | 2 | 1 | 1 | 0 |
| San Antonio | 0 | 0 | 0 | 0 | 0 | 0 | 0 | 0 | 26 | 30 | 5 | 1 | 5 | 8 | 1 | 0 |
| Texas | 0 | 0 | 0 | 0 | 0 | 0 | 0 | 0 | 33 | 21 | 4 | 4 | 4 | 10 | 0 | 0 |
| TOTAL | 7 | 3 | 0 | 2 | 13 | 13 | 4 | 2 | 236 | 172 | 43 | 21 | 41 | 41 | 7 | 3 |

| PACIFIC | --VS ATLANTIC-- | | | | --VS NORTH-- | | | | --VS CENTRAL-- | | | | --VS PACIFIC-- | | | |
|--------------|-----------------|----------|----------|----------|--------------|----------|----------|----------|----------------|-----------|----------|----------|----------------|------------|-----------|-----------|
| | W | L | OTL | SOL | W | L | OTL | SOL | W | L | OTL | SOL | W | L | OTL | SOL |
| Bakersfield | 0 | 0 | 0 | 0 | 0 | 0 | 0 | 0 | 7 | 5 | 0 | 0 | 35 | 16 | 3 | 2 |
| Colorado | 0 | 0 | 0 | 0 | 0 | 0 | 0 | 0 | 6 | 6 | 3 | 1 | 30 | 21 | 1 | 0 |
| Ontario | 0 | 0 | 0 | 0 | 0 | 0 | 0 | 0 | 5 | 6 | 1 | 0 | 20 | 27 | 5 | 4 |
| San Diego | 0 | 0 | 0 | 0 | 0 | 0 | 0 | 0 | 8 | 2 | 2 | 0 | 28 | 22 | 3 | 3 |
| San Jose | 0 | 0 | 0 | 0 | 0 | 0 | 0 | 0 | 9 | 2 | 0 | 1 | 30 | 20 | 3 | 3 |
| Stockton | 0 | 0 | 0 | 0 | 0 | 0 | 0 | 0 | 7 | 4 | 1 | 0 | 24 | 27 | 3 | 2 |
| Tucson | 0 | 0 | 0 | 0 | 0 | 0 | 0 | 0 | 9 | 7 | 0 | 0 | 25 | 19 | 5 | 3 |
| TOTAL | 0 | 0 | 0 | 0 | 0 | 0 | 0 | 0 | 51 | 32 | 7 | 2 | 192 | 152 | 23 | 17 |



2018-19 Team & Individual Statistics

Penalty Minute Record

| TEAM | GP | PIM | AVG | MINOR | MAJOR | 10-MIN MISC | GAME MISC | MATCH | OPP PIM |
|-----------------------|-------------|---------------|--------------|--------------|------------|----------------|--------------|-----------|------------|
| Wilkes-Barre/Scranton | 76 | 1,248 | 16.42 | 389 | 50 | 13 | 7 | 2 | 1,165 |
| Colorado | 68 | 1,114 | 16.38 | 377 | 38 | 11 | 6 | 0 | 1,030 |
| Ontario | 68 | 1,069 | 15.72 | 362 | 39 | 12 | 3 | 0 | 1,000 |
| Springfield | 76 | 1,128 | 14.84 | 379 | 42 | 10 | 6 | 0 | 1,182 |
| Bridgeport | 76 | 1,125 | 14.80 | 400 | 37 | 10 | 3 | 1 | 1,108 |
| San Diego | 68 | 978 | 14.38 | 319 | 30 | 14 | 2 | 3 | 966 |
| Syracuse | 76 | 1,084 | 14.26 | 427 | 28 | 7 | 2 | 0 | 964 |
| Stockton | 68 | 945 | 13.90 | 350 | 23 | 9 | 4 | 0 | 837 |
| Manitoba | 76 | 1,050 | 13.82 | 385 | 30 | 9 | 3 | 1 | 993 |
| Binghamton | 76 | 1,030 | 13.55 | 385 | 26 | 10 | 3 | 0 | 959 |
| Hershey | 76 | 998 | 13.13 | 354 | 34 | 6 | 4 | 2 | 1,020 |
| Milwaukee | 76 | 977 | 12.86 | 346 | 37 | 8 | 2 | 0 | 959 |
| Charlotte | 76 | 975 | 12.83 | 365 | 27 | 8 | 2 | 1 | 997 |
| Providence | 76 | 963 | 12.67 | 364 | 29 | 6 | 3 | 0 | 982 |
| Hartford | 76 | 953 | 12.54 | 349 | 33 | 5 | 4 | 0 | 961 |
| Bakersfield | 68 | 849 | 12.49 | 317 | 21 | 8 | 2 | 1 | 860 |
| Utica | 76 | 937 | 12.33 | 351 | 35 | 4 | 2 | 0 | 1,028 |
| Grand Rapids | 76 | 932 | 12.26 | 356 | 26 | 5 | 3 | 1 | 1,011 |
| Lehigh Valley | 76 | 911 | 11.99 | 328 | 25 | 10 | 2 | 1 | 878 |
| Chicago | 76 | 886 | 11.66 | 318 | 32 | 7 | 1 | 1 | 935 |
| San Antonio | 76 | 885 | 11.64 | 340 | 13 | 10 | 3 | 1 | 808 |
| Laval | 76 | 877 | 11.54 | 351 | 27 | 3 | 1 | 0 | 889 |
| Iowa | 76 | 874 | 11.50 | 332 | 24 | 6 | 3 | 0 | 846 |
| Belleville | 76 | 870 | 11.45 | 355 | 18 | 6 | 1 | 0 | 894 |
| Rochester | 76 | 870 | 11.45 | 340 | 28 | 2 | 3 | 0 | 875 |
| Cleveland | 76 | 865 | 11.38 | 330 | 21 | 5 | 3 | 2 | 796 |
| Tucson | 68 | 766 | 11.26 | 313 | 12 | 8 | 0 | 0 | 933 |
| Toronto | 76 | 832 | 10.95 | 316 | 22 | 2 | 6 | 1 | 944 |
| San Jose | 68 | 714 | 10.50 | 267 | 22 | 4 | 2 | 1 | 786 |
| Texas | 76 | 791 | 10.41 | 303 | 21 | 5 | 2 | 1 | 840 |
| Rockford | 76 | 715 | 9.41 | 305 | 19 | 1 | 0 | 0 | 765 |
| TOTALS | 2300 | 29,211 | 12.70 | 10773 | 869 | 224 | 88 | 20 | |

Team Scoring By Period

| TEAM | 1st | | 2nd | | 3rd | | OT | | SO | | TOTALS | |
|---------------|--------------|--------------|--------------|------------|-----------|--------------|----|----|----|----|--------|-----|
| | GF | GA | GF | GA | GF | GA | GF | GA | GF | GA | GF | GA |
| Bakersfield | 66 | 46 | 108 | 72 | 61 | 59 | 5 | 3 | 2 | 2 | 242 | 182 |
| Belleville | 69 | 79 | 78 | 79 | 70 | 62 | 7 | 3 | 4 | 5 | 228 | 228 |
| Binghamton | 62 | 86 | 81 | 92 | 51 | 93 | 6 | 7 | 1 | 0 | 201 | 278 |
| Bridgeport | 73 | 68 | 74 | 77 | 71 | 74 | 9 | 6 | 6 | 3 | 233 | 228 |
| Charlotte | 89 | 62 | 85 | 60 | 72 | 59 | 8 | 7 | 1 | 1 | 255 | 189 |
| Chicago | 83 | 52 | 78 | 78 | 81 | 59 | 8 | 6 | 0 | 4 | 250 | 199 |
| Cleveland | 61 | 76 | 79 | 73 | 81 | 75 | 6 | 8 | 5 | 2 | 232 | 234 |
| Colorado | 61 | 57 | 63 | 74 | 55 | 69 | 6 | 4 | 6 | 1 | 191 | 205 |
| Grand Rapids | 65 | 68 | 56 | 71 | 85 | 72 | 5 | 7 | 6 | 4 | 217 | 222 |
| Hartford | 76 | 96 | 70 | 69 | 54 | 90 | 7 | 7 | 2 | 4 | 209 | 266 |
| Hershey | 69 | 58 | 69 | 82 | 63 | 67 | 2 | 4 | 8 | 4 | 211 | 215 |
| Iowa | 66 | 60 | 80 | 78 | 84 | 79 | 8 | 8 | 4 | 5 | 242 | 230 |
| Laval | 59 | 70 | 62 | 78 | 66 | 71 | 5 | 6 | 3 | 6 | 195 | 231 |
| Lehigh Valley | 62 | 66 | 82 | 82 | 84 | 89 | 7 | 4 | 5 | 3 | 240 | 244 |
| Manitoba | 52 | 62 | 67 | 73 | 68 | 77 | 8 | 5 | 2 | 2 | 197 | 219 |
| Milwaukee | 66 | 58 | 80 | 53 | 62 | 80 | 5 | 14 | 4 | 2 | 217 | 207 |
| Ontario | 61 | 98 | 66 | 88 | 80 | 78 | 4 | 6 | 2 | 4 | 213 | 274 |
| Providence | 63 | 60 | 74 | 65 | 81 | 76 | 8 | 8 | 2 | 3 | 228 | 212 |
| Rochester | 66 | 52 | 86 | 85 | 92 | 74 | 5 | 5 | 5 | 2 | 254 | 218 |
| Rockford | 43 | 71 | 58 | 71 | 67 | 62 | 12 | 4 | 4 | 6 | 184 | 214 |
| San Antonio | 53 | 61 | 74 | 89 | 62 | 87 | 4 | 6 | 3 | 1 | 196 | 244 |
| San Diego | 83 | 60 | 65 | 79 | 86 | 74 | 2 | 5 | 3 | 3 | 239 | 221 |
| San Jose | 62 | 55 | 80 | 65 | 79 | 70 | 2 | 3 | 4 | 4 | 227 | 197 |
| Springfield | 67 | 75 | 87 | 78 | 93 | 74 | 3 | 9 | 0 | 5 | 250 | 241 |
| Stockton | 68 | 77 | 83 | 97 | 77 | 72 | 5 | 4 | 2 | 2 | 235 | 252 |
| Syracuse | 86 | 58 | 83 | 67 | 87 | 54 | 5 | 4 | 3 | 4 | 264 | 187 |
| Texas | 71 | 70 | 85 | 75 | 78 | 78 | 3 | 4 | 1 | 4 | 238 | 231 |
| Toronto | 75 | 71 | 87 | 83 | 73 | 76 | 12 | 9 | 1 | 4 | 248 | 243 |
| Tucson | 52 | 56 | 84 | 74 | 63 | 64 | 6 | 5 | 1 | 3 | 206 | 202 |
| Utica | 61 | 63 | 78 | 93 | 78 | 93 | 4 | 6 | 3 | 2 | 224 | 257 |
| W-B/Scranton | 69 | 68 | 75 | 77 | 76 | 73 | 7 | 7 | 5 | 3 | 232 | 228 |
| TOTAL | 2,059 | 2,377 | 2,280 | 184 | 98 | 6,998 | | | | | | |

Team Shots By Period

| TEAM | 1st | | 2nd | | 3rd | | OT | | SO | | TOTALS | |
|---------------|---------------|---------------|---------------|--------------|-----------|---------------|----|----|----|----|--------|------|
| | GF | GA | GF | GA | GF | GA | GF | GA | GF | GA | GF | GA |
| Bakersfield | 769 | 560 | 783 | 669 | 655 | 673 | 20 | 19 | 2 | 2 | 2229 | 1923 |
| Belleville | 633 | 708 | 742 | 750 | 638 | 701 | 47 | 34 | 4 | 5 | 2064 | 2198 |
| Binghamton | 628 | 785 | 709 | 727 | 681 | 729 | 29 | 28 | 1 | 0 | 2048 | 2269 |
| Bridgeport | 700 | 707 | 721 | 764 | 664 | 728 | 55 | 61 | 6 | 3 | 2146 | 2263 |
| Charlotte | 754 | 653 | 779 | 675 | 730 | 693 | 30 | 33 | 1 | 1 | 2294 | 2055 |
| Chicago | 748 | 684 | 693 | 734 | 635 | 690 | 30 | 34 | 0 | 4 | 2106 | 2146 |
| Cleveland | 841 | 660 | 841 | 742 | 798 | 717 | 60 | 57 | 5 | 2 | 2545 | 2178 |
| Colorado | 694 | 742 | 758 | 766 | 635 | 730 | 41 | 47 | 6 | 1 | 2134 | 2286 |
| Grand Rapids | 777 | 713 | 793 | 684 | 736 | 683 | 56 | 46 | 6 | 4 | 2368 | 2130 |
| Hartford | 724 | 815 | 672 | 762 | 731 | 738 | 44 | 52 | 2 | 4 | 2173 | 2371 |
| Hershey | 675 | 689 | 735 | 723 | 640 | 665 | 37 | 42 | 8 | 4 | 2095 | 2123 |
| Iowa | 705 | 794 | 767 | 770 | 724 | 727 | 46 | 44 | 4 | 5 | 2246 | 2340 |
| Laval | 627 | 608 | 656 | 752 | 690 | 600 | 51 | 45 | 3 | 6 | 2027 | 2011 |
| Lehigh Valley | 671 | 817 | 759 | 866 | 748 | 798 | 51 | 40 | 5 | 3 | 2234 | 2524 |
| Manitoba | 684 | 803 | 732 | 836 | 706 | 803 | 43 | 39 | 2 | 2 | 2167 | 2483 |
| Milwaukee | 714 | 710 | 731 | 743 | 640 | 695 | 45 | 57 | 4 | 2 | 2134 | 2207 |
| Ontario | 716 | 845 | 715 | 840 | 710 | 758 | 22 | 33 | 2 | 4 | 2165 | 2480 |
| Providence | 757 | 628 | 789 | 658 | 713 | 648 | 50 | 45 | 2 | 3 | 2311 | 1982 |
| Rochester | 785 | 685 | 861 | 699 | 819 | 775 | 33 | 28 | 5 | 2 | 2503 | 2189 |
| Rockford | 681 | 828 | 696 | 813 | 713 | 705 | 64 | 54 | 4 | 6 | 2158 | 2406 |
| San Antonio | 680 | 679 | 699 | 774 | 690 | 666 | 31 | 27 | 3 | 1 | 2103 | 2147 |
| San Diego | 748 | 731 | 719 | 774 | 690 | 618 | 23 | 28 | 3 | 3 | 2183 | 2154 |
| San Jose | 697 | 690 | 765 | 636 | 704 | 672 | 20 | 26 | 4 | 4 | 2190 | 2028 |
| Springfield | 728 | 809 | 762 | 874 | 746 | 760 | 31 | 44 | 0 | 5 | 2267 | 2492 |
| Stockton | 673 | 738 | 723 | 769 | 639 | 725 | 34 | 26 | 2 | 2 | 2071 | 2260 |
| Syracuse | 698 | 690 | 702 | 773 | 690 | 686 | 31 | 37 | 3 | 4 | 2124 | 2190 |
| Texas | 794 | 660 | 832 | 699 | 718 | 672 | 26 | 31 | 1 | 4 | 2371 | 2066 |
| Toronto | 768 | 688 | 798 | 790 | 740 | 726 | 38 | 52 | 1 | 4 | 2345 | 2260 |
| Tucson | 676 | 631 | 744 | 669 | 749 | 589 | 38 | 24 | 1 | 3 | 2208 | 1916 |
| Utica | 736 | 719 | 804 | 789 | 687 | 703 | 36 | 41 | 3 | 2 | 2266 | 2254 |
| W-B/Scranton | 759 | 771 | 851 | 811 | 773 | 759 | 57 | 45 | 5 | 3 | 2445 | 2389 |
| TOTAL | 22,240 | 23,331 | 21,832 | 1,219 | 98 | 68,720 | | | | | | |



2018-19 Team & Individual Statistics

Goals and Shots Per Game

| TEAM | GP | GF | AVG | TEAM | GP | GA | AVG | TEAM | GP | SF | AVG | TEAM | GP | SA | AVG |
|------------------|----|--------------|-------------|-----------------|----|--------------|-------------|------------------|----|---------------|--------------|------------------|----|--------------|--------------|
| 1 Bakersfield | 68 | 242 | 3.56 | 1 Syracuse | 76 | 187 | 2.46 | 1 Cleveland | 76 | 2545 | 33.49 | 1 Providence | 76 | 1982 | 26.08 |
| 2 San Diego | 68 | 239 | 3.51 | 2 Charlotte | 76 | 189 | 2.49 | 2 Rochester | 76 | 2503 | 32.93 | 2 Laval | 76 | 2011 | 26.46 |
| 3 Syracuse | 76 | 264 | 3.47 | 3 Chicago | 76 | 199 | 2.62 | 3 Bakersfield | 68 | 2229 | 32.78 | 3 Charlotte | 76 | 2055 | 27.04 |
| 4 Stockton | 68 | 235 | 3.46 | 4 Bakersfield | 68 | 182 | 2.68 | 4 Tucson | 68 | 2208 | 32.47 | 4 Texas | 76 | 2066 | 27.18 |
| 5 Charlotte | 76 | 255 | 3.36 | 5 Milwaukee | 76 | 207 | 2.72 | 5 San Jose | 68 | 2190 | 32.21 | 5 Hershey | 76 | 2123 | 27.93 |
| 6 Rochester | 76 | 254 | 3.34 | 6 Providence | 76 | 212 | 2.79 | 6 W-B/Scranton | 76 | 2445 | 32.17 | 6 Grand Rapids | 76 | 2130 | 28.03 |
| 7 San Jose | 68 | 227 | 3.34 | 7 Rockford | 76 | 214 | 2.82 | 7 San Diego | 68 | 2183 | 32.10 | 7 Tucson | 68 | 1916 | 28.18 |
| 8 Springfield | 76 | 250 | 3.29 | 8 Hershey | 76 | 215 | 2.83 | 8 Ontario | 68 | 2165 | 31.84 | 8 Chicago | 76 | 2146 | 28.24 |
| Chicago | 76 | 250 | 3.29 | 9 Rochester | 76 | 218 | 2.87 | 9 Colorado | 68 | 2134 | 31.38 | 9 San Antonio | 76 | 2147 | 28.25 |
| 10 Toronto | 76 | 248 | 3.26 | 10 Manitoba | 76 | 219 | 2.88 | 10 Texas | 76 | 2371 | 31.20 | 10 Bakersfield | 68 | 1923 | 28.28 |
| 11 Iowa | 76 | 242 | 3.18 | 11 San Jose | 68 | 197 | 2.90 | 11 Grand Rapids | 76 | 2368 | 31.16 | 11 Cleveland | 76 | 2178 | 28.66 |
| 12 Lehigh Valley | 76 | 240 | 3.16 | 12 Grand Rapids | 76 | 222 | 2.92 | 12 Toronto | 76 | 2345 | 30.86 | 12 Rochester | 76 | 2189 | 28.80 |
| 13 Ontario | 68 | 213 | 3.13 | 13 Tucson | 68 | 202 | 2.97 | 13 Stockton | 68 | 2071 | 30.46 | 13 Syracuse | 76 | 2190 | 28.82 |
| 14 Texas | 76 | 238 | 3.13 | 14 Bridgeport | 76 | 228 | 3.00 | 14 Providence | 76 | 2311 | 30.41 | 14 Belleville | 76 | 2198 | 28.92 |
| 15 Bridgeport | 76 | 233 | 3.07 | 15 Belleville | 76 | 228 | 3.00 | 15 Charlotte | 76 | 2294 | 30.18 | 15 Milwaukee | 76 | 2207 | 29.04 |
| 16 Cleveland | 76 | 232 | 3.05 | W-B/Scranton | 76 | 228 | 3.00 | 16 Springfield | 76 | 2267 | 29.83 | 16 Utica | 76 | 2254 | 29.66 |
| W-B/Scranton | 76 | 232 | 3.05 | 17 Colorado | 68 | 205 | 3.01 | 17 Utica | 76 | 2266 | 29.82 | 17 Toronto | 76 | 2260 | 29.74 |
| 18 Tucson | 68 | 206 | 3.03 | 18 Iowa | 76 | 230 | 3.03 | 18 Iowa | 76 | 2246 | 29.55 | 18 Bridgeport | 76 | 2263 | 29.78 |
| 19 Providence | 76 | 228 | 3.00 | 19 Texas | 76 | 231 | 3.04 | 19 Lehigh Valley | 76 | 2234 | 29.39 | 19 San Jose | 68 | 2028 | 29.82 |
| Belleville | 76 | 228 | 3.00 | Laval | 76 | 231 | 3.04 | 20 Hartford | 76 | 2173 | 28.59 | 20 Binghamton | 76 | 2269 | 29.86 |
| 21 Utica | 76 | 224 | 2.95 | 21 Cleveland | 76 | 234 | 3.08 | 21 Manitoba | 76 | 2167 | 28.51 | 21 Iowa | 76 | 2340 | 30.79 |
| 22 Grand Rapids | 76 | 217 | 2.86 | 22 Springfield | 76 | 241 | 3.17 | 22 Rockford | 76 | 2158 | 28.39 | 22 Hartford | 76 | 2371 | 31.20 |
| Milwaukee | 76 | 217 | 2.86 | 23 Toronto | 76 | 243 | 3.20 | 23 Bridgeport | 76 | 2146 | 28.24 | 23 W-B/Scranton | 76 | 2389 | 31.43 |
| 24 Colorado | 68 | 191 | 2.81 | 24 San Antonio | 76 | 244 | 3.21 | 24 Milwaukee | 76 | 2134 | 28.08 | 24 Rockford | 76 | 2406 | 31.66 |
| 25 Hershey | 76 | 211 | 2.78 | Lehigh Valley | 76 | 244 | 3.21 | 25 Syracuse | 76 | 2124 | 27.95 | 25 San Diego | 68 | 2154 | 31.68 |
| 26 Hartford | 76 | 209 | 2.75 | 26 San Diego | 68 | 221 | 3.25 | 26 Chicago | 76 | 2106 | 27.71 | 26 Manitoba | 76 | 2483 | 32.67 |
| 27 Binghamton | 76 | 201 | 2.64 | 27 Utica | 76 | 257 | 3.38 | 27 San Antonio | 76 | 2103 | 27.67 | 27 Springfield | 76 | 2492 | 32.79 |
| 28 Manitoba | 76 | 197 | 2.59 | 28 Hartford | 76 | 266 | 3.50 | 28 Hershey | 76 | 2095 | 27.57 | 28 Lehigh Valley | 76 | 2524 | 33.21 |
| 29 San Antonio | 76 | 196 | 2.58 | 29 Binghamton | 76 | 278 | 3.66 | 29 Belleville | 76 | 2064 | 27.16 | 29 Stockton | 68 | 2260 | 33.24 |
| 30 Laval | 76 | 195 | 2.57 | 30 Stockton | 68 | 252 | 3.71 | 30 Binghamton | 76 | 2048 | 26.95 | 30 Colorado | 68 | 2286 | 33.62 |
| 31 Rockford | 76 | 184 | 2.42 | 31 Ontario | 68 | 274 | 4.03 | 31 Laval | 76 | 2027 | 26.67 | 31 Ontario | 68 | 2480 | 36.47 |
| TOTALS | | 6,998 | 3.04 | TOTALS | | 6,998 | 3.04 | TOTALS | | 68,720 | 29.88 | TOTALS | | 68720 | 29.88 |

Shootout Attempts

| TEAM | SO | GF | ATT | PCT | TEAM | SO | GA | ATT | PCT |
|------------------|------------|------------|------------|-------------|-----------------|------------|------------|------------|-------------|
| 1 Colorado | 7 | 12 | 22 | .546 | 1 Binghamton | 1 | 0 | 3 | .000 |
| 2 San Antonio | 4 | 6 | 12 | .500 | 2 Milwaukee | 6 | 3 | 21 | .143 |
| 3 Toronto | 5 | 6 | 14 | .429 | Charlotte | 2 | 1 | 7 | .143 |
| 4 Utica | 5 | 8 | 19 | .421 | 4 Hershey | 12 | 7 | 48 | .146 |
| 5 Cleveland | 7 | 9 | 23 | .391 | 5 Lehigh Valley | 8 | 5 | 26 | .192 |
| 6 Bridgeport | 9 | 9 | 26 | .346 | 6 Grand Rapids | 10 | 7 | 34 | .206 |
| 7 Rochester | 7 | 10 | 29 | .345 | 7 Bridgeport | 9 | 6 | 29 | .207 |
| 8 Ontario | 6 | 5 | 15 | .333 | 8 Colorado | 7 | 5 | 23 | .217 |
| Binghamton | 1 | 1 | 3 | .333 | 9 W-B/Scranton | 8 | 6 | 26 | .231 |
| 10 San Jose | 8 | 8 | 26 | .308 | 10 Rochester | 7 | 7 | 28 | .250 |
| 11 Bakersfield | 4 | 3 | 10 | .300 | Stockton | 4 | 6 | 24 | .250 |
| 12 Belleville | 9 | 8 | 27 | .296 | 12 Providence | 5 | 7 | 27 | .259 |
| W-B/Scranton | 8 | 8 | 27 | .296 | 13 Cleveland | 7 | 6 | 23 | .261 |
| 14 San Diego | 6 | 9 | 31 | .290 | 14 Hartford | 6 | 5 | 19 | .263 |
| 15 Iowa | 9 | 8 | 28 | .286 | 15 Syracuse | 7 | 8 | 30 | .267 |
| Charlotte | 2 | 2 | 7 | .286 | 16 San Antonio | 4 | 3 | 11 | .273 |
| 17 Grand Rapids | 10 | 9 | 32 | .281 | 17 Tucson | 4 | 4 | 14 | .286 |
| 18 Lehigh Valley | 8 | 7 | 25 | .280 | 18 Laval | 9 | 12 | 41 | .293 |
| 19 Rockford | 10 | 8 | 29 | .276 | 19 San Diego | 6 | 9 | 30 | .300 |
| 20 Milwaukee | 6 | 6 | 22 | .273 | 20 Iowa | 9 | 8 | 26 | .308 |
| 21 Syracuse | 7 | 8 | 30 | .267 | 21 Belleville | 9 | 8 | 24 | .333 |
| 22 Manitoba | 4 | 3 | 12 | .250 | San Jose | 8 | 9 | 27 | .333 |
| Stockton | 4 | 6 | 24 | .250 | Manitoba | 4 | 4 | 12 | .333 |
| 24 Hershey | 12 | 12 | 49 | .245 | 24 Utica | 5 | 7 | 20 | .350 |
| 25 Texas | 5 | 5 | 21 | .238 | 25 Texas | 5 | 8 | 21 | .381 |
| 26 Laval | 9 | 9 | 39 | .231 | 26 Rockford | 10 | 11 | 28 | .393 |
| 27 Tucson | 4 | 3 | 15 | .200 | 27 Chicago | 4 | 7 | 17 | .412 |
| 28 Providence | 5 | 5 | 26 | .192 | 28 Ontario | 6 | 7 | 16 | .438 |
| 29 Chicago | 4 | 2 | 16 | .125 | 29 Springfield | 5 | 8 | 17 | .471 |
| 30 Springfield | 5 | 2 | 18 | .111 | 30 Bakersfield | 4 | 5 | 10 | .500 |
| 31 Hartford | 6 | 2 | 20 | .100 | 31 Toronto | 5 | 10 | 15 | .667 |
| TOTALS | 196 | 199 | 697 | .286 | TOTALS | 196 | 199 | 697 | .286 |



2018-19 Team & Individual Statistics

Power Play and Penalty Killing Breakdown

Home Power Play Record

| TEAM | GP | ADV | PPGF | PCT |
|---------------|----|--------------|------------|-------------|
| 1 IA | 38 | 151 | 42 | 27.8 |
| 2 SPR | 38 | 190 | 50 | 26.3 |
| 3 BAK | 34 | 141 | 35 | 24.8 |
| 4 ONT | 34 | 134 | 33 | 24.6 |
| 5 SYR | 38 | 172 | 42 | 24.4 |
| 6 TEX | 38 | 138 | 31 | 22.5 |
| 7 CHI | 38 | 143 | 31 | 21.7 |
| 8 UTI | 38 | 176 | 36 | 20.5 |
| 9 BEL | 38 | 148 | 30 | 20.3 |
| 10 TUC | 34 | 160 | 32 | 20.0 |
| LV | 38 | 150 | 30 | 20.0 |
| 12 SA | 38 | 156 | 31 | 19.9 |
| 13 SJ | 34 | 134 | 26 | 19.4 |
| 14 PRO | 38 | 145 | 28 | 19.3 |
| 15 HER | 38 | 172 | 33 | 19.2 |
| 16 SD | 34 | 152 | 29 | 19.1 |
| 17 HFD | 38 | 148 | 28 | 18.9 |
| 18 BNG | 38 | 145 | 27 | 18.6 |
| 19 CLE | 38 | 137 | 25 | 18.2 |
| 20 MB | 38 | 148 | 27 | 18.2 |
| 21 CHA | 38 | 169 | 30 | 17.8 |
| 22 STK | 34 | 137 | 24 | 17.5 |
| 23 GR | 38 | 166 | 29 | 17.5 |
| 24 LAV | 38 | 146 | 25 | 17.1 |
| 25 TOR | 38 | 152 | 26 | 17.1 |
| 26 WBS | 38 | 143 | 22 | 15.4 |
| ROC | 38 | 143 | 22 | 15.4 |
| 28 BRI | 38 | 171 | 26 | 15.2 |
| 29 MIL | 38 | 129 | 19 | 14.7 |
| 30 COL | 34 | 157 | 22 | 14.0 |
| 31 RFD | 38 | 145 | 19 | 13.1 |
| TOTALS | | 4,698 | 910 | 19.4 |

Road Power Play Record

| TEAM | GP | ADV | PPGF | PCT |
|---------------|----|--------------|------------|-------------|
| 1 TOR | 38 | 173 | 45 | 26.0 |
| 2 ROC | 38 | 156 | 39 | 25.0 |
| 3 TEX | 38 | 148 | 34 | 23.0 |
| 4 SPR | 38 | 171 | 38 | 22.2 |
| 5 CHA | 38 | 141 | 31 | 22.0 |
| 6 SD | 34 | 129 | 28 | 21.7 |
| 7 STK | 34 | 137 | 28 | 20.4 |
| 8 MIL | 38 | 145 | 29 | 20.0 |
| 9 CHI | 38 | 156 | 31 | 19.9 |
| 10 IA | 38 | 139 | 27 | 19.4 |
| 11 SA | 38 | 129 | 25 | 19.4 |
| 12 BRI | 38 | 172 | 33 | 19.2 |
| 13 LAV | 38 | 155 | 29 | 18.7 |
| 14 HER | 38 | 153 | 27 | 17.6 |
| 15 LV | 38 | 126 | 22 | 17.5 |
| 16 WBS | 38 | 155 | 27 | 17.4 |
| 17 HFD | 38 | 154 | 26 | 16.9 |
| 18 BNG | 38 | 154 | 26 | 16.9 |
| 19 BEL | 38 | 169 | 28 | 16.6 |
| 20 SYR | 38 | 139 | 23 | 16.5 |
| 21 PRO | 38 | 172 | 28 | 16.3 |
| 22 RFD | 38 | 138 | 22 | 15.9 |
| 23 CLE | 38 | 133 | 21 | 15.8 |
| 24 UTI | 38 | 163 | 25 | 15.3 |
| 25 TUC | 34 | 145 | 22 | 15.2 |
| 26 MB | 38 | 146 | 22 | 15.1 |
| 27 BAK | 34 | 113 | 17 | 15.0 |
| 28 ONT | 34 | 125 | 18 | 14.4 |
| 29 COL | 34 | 132 | 18 | 13.6 |
| 30 SJ | 34 | 126 | 17 | 13.5 |
| 31 GR | 38 | 150 | 16 | 10.7 |
| TOTALS | | 4,544 | 822 | 18.1 |

Overall Power Play Record

| TEAM | GP | ADV | PPGF | PCT |
|---------------|----|--------------|--------------|-------------|
| 1 SPR | 76 | 361 | 88 | 24.4 |
| 2 IA | 76 | 290 | 69 | 23.8 |
| 3 TEX | 76 | 286 | 65 | 22.7 |
| 4 TOR | 76 | 325 | 71 | 21.8 |
| 5 SYR | 76 | 311 | 65 | 20.9 |
| 6 CHI | 76 | 299 | 62 | 20.7 |
| 7 BAK | 68 | 254 | 52 | 20.5 |
| 8 ROC | 76 | 299 | 61 | 20.4 |
| 9 SD | 68 | 281 | 57 | 20.3 |
| 10 ONT | 68 | 259 | 51 | 19.7 |
| 11 CHA | 76 | 310 | 61 | 19.7 |
| 12 SA | 76 | 285 | 56 | 19.6 |
| 13 STK | 68 | 274 | 52 | 19.0 |
| 14 LV | 76 | 276 | 52 | 18.8 |
| 15 HER | 76 | 325 | 60 | 18.5 |
| 16 BEL | 76 | 317 | 58 | 18.3 |
| 17 UTI | 76 | 339 | 61 | 18.0 |
| 18 LAV | 76 | 301 | 54 | 17.9 |
| 19 HFD | 76 | 302 | 54 | 17.9 |
| 20 BNG | 76 | 299 | 53 | 17.7 |
| 21 TUC | 68 | 305 | 54 | 17.7 |
| 22 PRO | 76 | 317 | 56 | 17.7 |
| 23 MIL | 76 | 274 | 48 | 17.5 |
| 24 BRI | 76 | 343 | 59 | 17.2 |
| 25 CLE | 76 | 270 | 46 | 17.0 |
| 26 MB | 76 | 294 | 49 | 16.7 |
| 27 SJ | 68 | 260 | 43 | 16.5 |
| 28 WBS | 76 | 298 | 49 | 16.4 |
| 29 RFD | 76 | 283 | 41 | 14.5 |
| 30 GR | 76 | 316 | 45 | 14.2 |
| 31 COL | 68 | 289 | 40 | 13.8 |
| TOTALS | | 9,242 | 1,732 | 18.7 |

Home Penalty Killing Record

| TEAM | GP | TSH | PPGA | PCT |
|---------------|----|--------------|------------|-------------|
| 1 MIL | 38 | 137 | 16 | 88.3 |
| 2 CHA | 38 | 158 | 20 | 87.3 |
| 3 COL | 34 | 166 | 22 | 86.7 |
| 4 HER | 38 | 152 | 22 | 85.5 |
| 5 PRO | 38 | 149 | 22 | 85.2 |
| 6 SA | 38 | 134 | 20 | 85.1 |
| 7 LAV | 38 | 148 | 23 | 84.5 |
| 8 STK | 34 | 145 | 23 | 84.1 |
| 9 IA | 38 | 144 | 24 | 83.3 |
| 10 CLE | 38 | 142 | 24 | 83.1 |
| 11 BAK | 34 | 127 | 22 | 82.7 |
| 12 MB | 38 | 150 | 26 | 82.7 |
| 13 LV | 38 | 144 | 25 | 82.6 |
| 14 BNG | 38 | 155 | 27 | 82.6 |
| 15 TUC | 34 | 119 | 21 | 82.4 |
| 16 SJ | 34 | 113 | 20 | 82.3 |
| 17 BRI | 38 | 173 | 31 | 82.1 |
| 18 TEX | 38 | 124 | 23 | 81.5 |
| 19 RFD | 38 | 123 | 23 | 81.3 |
| 20 SYR | 38 | 197 | 37 | 81.2 |
| 21 UTI | 38 | 158 | 31 | 80.4 |
| 22 ROC | 38 | 165 | 33 | 80.0 |
| SD | 34 | 130 | 26 | 80.0 |
| 24 HFD | 38 | 149 | 30 | 79.9 |
| 25 TOR | 38 | 125 | 26 | 79.2 |
| 26 WBS | 38 | 149 | 31 | 79.2 |
| 27 CHI | 38 | 141 | 30 | 78.7 |
| 28 BEL | 38 | 158 | 35 | 77.8 |
| 29 GR | 38 | 153 | 34 | 77.8 |
| 30 SPR | 38 | 172 | 40 | 76.7 |
| 31 ONT | 34 | 144 | 35 | 75.7 |
| TOTALS | | 4,544 | 822 | 81.9 |

Road Penalty Killing Record

| TEAM | GP | TSH | PPGA | PCT |
|---------------|----|--------------|------------|-------------|
| 1 SYR | 38 | 171 | 20 | 88.3 |
| 2 LV | 38 | 137 | 17 | 87.6 |
| 3 CHA | 38 | 149 | 21 | 85.9 |
| 4 CHI | 38 | 134 | 19 | 85.8 |
| 5 PRO | 38 | 165 | 25 | 84.8 |
| 6 CLE | 38 | 148 | 23 | 84.5 |
| 7 ROC | 38 | 146 | 24 | 83.6 |
| 8 RFD | 38 | 148 | 25 | 83.1 |
| 9 SPR | 38 | 159 | 27 | 83.0 |
| 10 TOR | 38 | 152 | 26 | 82.9 |
| 11 SJ | 34 | 120 | 21 | 82.5 |
| 12 MB | 38 | 163 | 29 | 82.2 |
| 13 MIL | 38 | 150 | 27 | 82.0 |
| 14 HFD | 38 | 148 | 27 | 81.8 |
| 15 SD | 34 | 135 | 25 | 81.5 |
| 16 COL | 34 | 142 | 27 | 81.0 |
| 17 WBS | 38 | 177 | 36 | 79.7 |
| 18 IA | 38 | 152 | 31 | 79.6 |
| 19 GR | 38 | 136 | 28 | 79.4 |
| 20 UTI | 38 | 150 | 31 | 79.3 |
| 21 BAK | 34 | 145 | 30 | 79.3 |
| 22 BRI | 38 | 169 | 35 | 79.3 |
| 23 TEX | 38 | 143 | 30 | 79.0 |
| 24 TUC | 34 | 137 | 29 | 78.8 |
| 25 ONT | 34 | 149 | 33 | 77.9 |
| 26 SA | 38 | 165 | 37 | 77.6 |
| 27 STK | 34 | 160 | 39 | 75.6 |
| 28 BNG | 38 | 176 | 44 | 75.0 |
| 29 HER | 38 | 161 | 42 | 73.9 |
| 30 LAV | 38 | 160 | 42 | 73.8 |
| 31 BEL | 38 | 151 | 40 | 73.5 |
| TOTALS | | 4,698 | 910 | 80.6 |

Overall Penalty Killing Record

| TEAM | GP | TSH | PPGA | PCT |
|---------------|----|--------------|--------------|-------------|
| 1 CHA | 76 | 307 | 41 | 86.6 |
| 2 LV | 76 | 281 | 42 | 85.1 |
| 3 PRO | 76 | 314 | 47 | 85.0 |
| 4 MIL | 76 | 287 | 43 | 85.0 |
| 5 SYR | 76 | 368 | 57 | 84.5 |
| 6 COL | 68 | 308 | 49 | 84.1 |
| 7 CLE | 76 | 290 | 47 | 83.8 |
| 8 MB | 76 | 313 | 55 | 82.4 |
| 9 SJ | 68 | 233 | 41 | 82.4 |
| 10 RFD | 76 | 271 | 48 | 82.3 |
| 11 CHI | 76 | 275 | 49 | 82.2 |
| 12 ROC | 76 | 311 | 57 | 81.7 |
| 13 IA | 76 | 296 | 55 | 81.4 |
| 14 TOR | 76 | 277 | 52 | 81.2 |
| 15 SA | 76 | 299 | 57 | 80.9 |
| 16 BAK | 68 | 272 | 52 | 80.9 |
| 17 HFD | 76 | 297 | 57 | 80.8 |
| 18 SD | 68 | 265 | 51 | 80.8 |
| 19 BRI | 76 | 342 | 66 | 80.7 |
| 20 TUC | 68 | 256 | 50 | 80.5 |
| 21 TEX | 76 | 267 | 53 | 80.1 |
| 22 UTI | 76 | 308 | 62 | 79.9 |
| 23 SPR | 76 | 331 | 67 | 79.8 |
| 24 STK | 68 | 305 | 62 | 79.7 |
| 25 HER | 76 | 313 | 64 | 79.6 |
| 26 WBS | 76 | 326 | 67 | 79.4 |
| 27 LAV | 76 | 308 | 65 | 78.9 |
| 28 BNG | 76 | 331 | 71 | 78.5 |
| 29 GR | 76 | 289 | 62 | 78.5 |
| 30 ONT | 68 | 293 | 68 | 76.8 |
| 31 BEL | 76 | 309 | 75 | 75.7 |
| TOTALS | | 9,242 | 1,732 | 81.3 |



Shorthanded Goals

Home SHGF

| | TEAM | GP | SHGF |
|----|---------------|------------|------|
| 1 | COL | 34 | 12 |
| 2 | SYR | 38 | 9 |
| 3 | LAV | 38 | 8 |
| | ROC | 38 | 8 |
| 5 | BEL | 38 | 7 |
| | IA | 38 | 7 |
| | PRO | 38 | 7 |
| | STK | 34 | 7 |
| 9 | LV | 38 | 6 |
| | SPR | 38 | 6 |
| | SD | 34 | 6 |
| 12 | MIL | 38 | 5 |
| | HFD | 38 | 5 |
| 14 | BRI | 38 | 4 |
| | UTI | 38 | 4 |
| | CLE | 38 | 4 |
| | BAK | 34 | 4 |
| | ONT | 34 | 4 |
| | TOR | 38 | 4 |
| 20 | BNG | 38 | 3 |
| | CHI | 38 | 3 |
| | WBS | 38 | 3 |
| | TUC | 34 | 3 |
| 24 | HER | 38 | 2 |
| | GR | 38 | 2 |
| | MB | 38 | 2 |
| | CHA | 38 | 2 |
| 28 | SJ | 34 | 1 |
| | RFD | 38 | 1 |
| | TEX | 38 | 1 |
| | SA | 38 | 1 |
| | TOTALS | 141 | |

Road SHGF

| | TEAM | GP | SHGF |
|----|---------------|------------|------|
| 1 | STK | 34 | 10 |
| 2 | HFD | 38 | 7 |
| | SYR | 38 | 7 |
| 4 | ONT | 34 | 6 |
| | SD | 34 | 6 |
| 6 | BNG | 38 | 5 |
| | UTI | 38 | 5 |
| | PRO | 38 | 5 |
| | LAV | 38 | 5 |
| 10 | SJ | 34 | 4 |
| | LV | 38 | 4 |
| | COL | 34 | 4 |
| | SA | 38 | 4 |
| | CHA | 38 | 4 |
| | TOR | 38 | 4 |
| 16 | IA | 38 | 3 |
| | MIL | 38 | 3 |
| | CHI | 38 | 3 |
| | SPR | 38 | 3 |
| | ROC | 38 | 3 |
| | WBS | 38 | 3 |
| 22 | GR | 38 | 2 |
| | CLE | 38 | 2 |
| | MB | 38 | 2 |
| | BAK | 34 | 2 |
| | TUC | 34 | 2 |
| 27 | BEL | 38 | 1 |
| | RFD | 38 | 1 |
| | HER | 38 | 1 |
| | TEX | 38 | 1 |
| 31 | BRI | 38 | 0 |
| | TOTALS | 112 | |

Overall SHGF

| | TEAM | GP | SHGF |
|----|---------------|------------|------|
| 1 | STK | 68 | 17 |
| 2 | SYR | 76 | 16 |
| | COL | 68 | 16 |
| 4 | LAV | 76 | 13 |
| 5 | HFD | 76 | 12 |
| | PRO | 76 | 12 |
| | SD | 68 | 12 |
| 8 | ROC | 76 | 11 |
| 9 | LV | 76 | 10 |
| | ONT | 68 | 10 |
| | IA | 76 | 10 |
| 12 | UTI | 76 | 9 |
| | SPR | 76 | 9 |
| 14 | TOR | 76 | 8 |
| | MIL | 76 | 8 |
| | BEL | 76 | 8 |
| | BNG | 76 | 8 |
| 18 | CHI | 76 | 6 |
| | BAK | 68 | 6 |
| | CHA | 76 | 6 |
| | CLE | 76 | 6 |
| | WBS | 76 | 6 |
| 23 | SJ | 68 | 5 |
| | TUC | 68 | 5 |
| | SA | 76 | 5 |
| 26 | BRI | 76 | 4 |
| | MB | 76 | 4 |
| | GR | 76 | 4 |
| 29 | HER | 76 | 3 |
| 30 | TEX | 76 | 2 |
| | RFD | 76 | 2 |
| | TOTALS | 253 | |

Home SHGA

| | TEAM | GP | SHGA |
|----|---------------|------------|------|
| 1 | BEL | 38 | 1 |
| | GR | 38 | 1 |
| | LAV | 38 | 1 |
| | BAK | 34 | 1 |
| | LV | 38 | 1 |
| 6 | ONT | 34 | 2 |
| | SA | 38 | 2 |
| | WBS | 38 | 2 |
| | SYR | 38 | 2 |
| | TOR | 38 | 2 |
| 11 | MIL | 38 | 3 |
| | SJ | 34 | 3 |
| | HER | 38 | 3 |
| | CHI | 38 | 3 |
| | TEX | 38 | 3 |
| | ROC | 38 | 3 |
| 17 | BRI | 38 | 4 |
| | IA | 38 | 4 |
| | RFD | 38 | 4 |
| | CLE | 38 | 4 |
| | MB | 38 | 4 |
| | COL | 34 | 4 |
| | TUC | 34 | 4 |
| | CHA | 38 | 4 |
| 25 | HFD | 38 | 5 |
| | BNG | 38 | 5 |
| | SPR | 38 | 5 |
| 28 | STK | 34 | 6 |
| 29 | PRO | 38 | 7 |
| 30 | UTI | 38 | 9 |
| 31 | SD | 34 | 10 |
| | TOTALS | 112 | |

Road SHGA

| | TEAM | GP | SHGA |
|----|---------------|------------|------|
| 1 | CLE | 38 | 0 |
| | ROC | 38 | 0 |
| 3 | RFD | 38 | 1 |
| 4 | BEL | 38 | 2 |
| | MIL | 38 | 2 |
| | CHI | 38 | 2 |
| | TUC | 34 | 2 |
| 8 | BRI | 38 | 3 |
| | IA | 38 | 3 |
| | HER | 38 | 3 |
| | LV | 38 | 3 |
| | ONT | 34 | 3 |
| 13 | SJ | 34 | 4 |
| | GR | 38 | 4 |
| | CHA | 38 | 4 |
| | SYR | 38 | 4 |
| | SD | 34 | 4 |
| 18 | LAV | 38 | 5 |
| | BAK | 34 | 5 |
| | TEX | 38 | 5 |
| | COL | 34 | 5 |
| | SA | 38 | 5 |
| 23 | MB | 38 | 6 |
| | WBS | 38 | 6 |
| | TOR | 38 | 6 |
| 26 | BNG | 38 | 7 |
| 27 | HFD | 38 | 8 |
| | PRO | 38 | 8 |
| 29 | SPR | 38 | 9 |
| 30 | UTI | 38 | 10 |
| 31 | STK | 34 | 12 |
| | TOTALS | 141 | |

Overall SHGA

| | TEAM | GP | SHGA |
|----|---------------|------------|------|
| 1 | BEL | 76 | 3 |
| | ROC | 76 | 3 |
| 3 | CLE | 76 | 4 |
| | LV | 76 | 4 |
| 5 | CHI | 76 | 5 |
| | RFD | 76 | 5 |
| | ONT | 68 | 5 |
| | MIL | 76 | 5 |
| | GR | 76 | 5 |
| 10 | SYR | 76 | 6 |
| | LAV | 76 | 6 |
| | HER | 76 | 6 |
| | BAK | 68 | 6 |
| | TUC | 68 | 6 |
| 15 | BRI | 76 | 7 |
| | SJ | 68 | 7 |
| | IA | 76 | 7 |
| | SA | 76 | 7 |
| 19 | TEX | 76 | 8 |
| | TOR | 76 | 8 |
| | CHA | 76 | 8 |
| | WBS | 76 | 8 |
| 23 | COL | 68 | 9 |
| 24 | MB | 76 | 10 |
| 25 | BNG | 76 | 12 |
| 26 | HFD | 76 | 13 |
| 27 | SPR | 76 | 14 |
| | SD | 68 | 14 |
| 29 | PRO | 76 | 15 |
| 30 | STK | 68 | 18 |
| 31 | UTI | 76 | 19 |
| | TOTALS | 253 | |



2018-19 Team & Individual Statistics

Team Game Highs

| GOALS | DATE | GOALS | ASSISTS | DATE | ASSISTS |
|--------------------------------------|------------|--------|--------------------------|------------|---------|
| Syracuse | 12/28/2018 | 10 | Syracuse | 12/28/2018 | 18 |
| Lehigh Valley | 04/07/2019 | 10 | Springfield | 11/16/2018 | 16 |
| Springfield | 11/16/2018 | 9 | Ontario | 03/01/2019 | 16 |
| San Jose | 03/17/2019 | 9 | several tied at | | 15 |
| several tied at | | 8 | | | |
| POINTS | DATE | POINTS | PENALTY MINUTES | DATE | PIM |
| Syracuse | 12/28/2018 | 28 | San Diego | 11/30/2018 | 68 |
| Springfield | 11/16/2018 | 25 | Binghamton | 12/19/2018 | 66 |
| Ontario | 03/01/2019 | 24 | Wilkes-Barre/Scranton | 12/29/2018 | 63 |
| several tied at | | 23 | Springfield | 03/22/2019 | 61 |
| | | | Wilkes-Barre/Scranton | 04/12/2019 | 61 |
| MINORS | DATE | MINORS | MAJORS | DATE | MAJORS |
| Cleveland | 10/11/2018 | 14 | Utica | 04/12/2019 | 7 |
| Ontario | 12/21/2018 | 14 | Wilkes-Barre/Scranton | 04/12/2019 | 7 |
| Belleville | 03/16/2019 | 14 | several tied at | | 4 |
| San Diego | 10/06/2018 | 13 | | | |
| several tied at | | 12 | | | |
| PENALTY MINUTES, BOTH TEAMS | DATE | PIM | POWER-PLAY GOALS | DATE | PPG |
| Binghamton, Toronto | 12/19/2018 | 124 | Springfield | 10/12/2018 | 5 |
| | | | Iowa | 03/15/2019 | 5 |
| | | | Laval | 03/16/2019 | 5 |
| | | | several tied at | | 4 |
| WINNING MARGIN | DATE | GOALS | SHORTHANDED GOALS | DATE | SHG |
| Syracuse | 12/28/2018 | 9 | Stockton | 12/22/2018 | 3 |
| San Jose | 03/17/2019 | 9 | Syracuse | 12/28/2018 | 3 |
| several tied at | | 7 | several tied at | | 2 |
| GOALS BY BOTH TEAMS | DATE | GOALS | SAVES | DATE | SAVES |
| Lehigh Valley, Wilkes-Barre/Scranton | 04/07/2019 | 16 | Colorado | 01/25/2019 | 68 |
| Iowa, Stockton | 12/21/2018 | 15 | Ontario | 02/10/2019 | 52 |
| | | | Ontario | 03/01/2019 | 52 |
| | | | Stockton | 04/12/2019 | 51 |
| | | | Iowa | 10/26/2018 | 50 |
| GOALS, 1ST PERIOD | DATE | GOALS | SAVES, 1ST PERIOD | DATE | SAVES |
| Bakersfield | 03/16/2019 | 5 | Rockford | 12/29/2018 | 25 |
| several tied at | | 4 | Hartford | 12/22/2018 | 23 |
| | | | Belleville | 10/19/2018 | 21 |
| | | | San Diego | 03/01/2019 | 21 |
| | | | several tied at | | 20 |
| GOALS, 2ND PERIOD | DATE | GOALS | SAVES, 2ND PERIOD | DATE | SAVES |
| Springfield | 11/16/2018 | 7 | Colorado | 01/25/2019 | 27 |
| Bakersfield | 10/05/2018 | 6 | Wilkes-Barre/Scranton | 11/23/2018 | 23 |
| Utica | 04/12/2019 | 6 | Springfield | 01/26/2019 | 23 |
| several tied at | | 5 | Ontario | 02/10/2019 | 23 |
| | | | several tied at | | 22 |
| GOALS, 3RD PERIOD | DATE | GOALS | SAVES, 3RD PERIOD | DATE | SAVES |
| Grand Rapids | 11/04/2018 | 6 | Ontario | 03/01/2019 | 26 |
| Bakersfield | 11/17/2018 | 5 | Colorado | 01/25/2019 | 25 |
| Rochester | 02/08/2019 | 5 | Grand Rapids | 01/12/2019 | 24 |
| several tied at | | 4 | Iowa | 03/02/2019 | 24 |
| | | | several tied at | | 23 |
| SHOTS | DATE | SHOTS | FEWEST SHOTS | DATE | SHOTS |
| Ontario | 01/25/2019 | 68 | Belleville | 12/09/2018 | 10 |
| San Jose | 03/01/2019 | 56 | Binghamton | 01/09/2019 | 10 |
| Colorado | 10/26/2018 | 55 | Syracuse | 12/15/2018 | 12 |
| San Jose | 02/10/2019 | 55 | Belleville | 01/09/2019 | 12 |
| Ontario | 03/02/2019 | 54 | Laval | 01/18/2019 | 12 |
| MOST SHOTS, 1ST PERIOD | DATE | SHOTS | FEWEST SHOTS, 1ST PERIOD | DATE | SHOTS |
| Chicago | 12/29/2018 | 26 | Binghamton | 02/16/2019 | 0 |
| Hartford | 10/19/2018 | 23 | Chicago | 02/26/2019 | 1 |
| Colorado | 10/26/2018 | 23 | several tied at | | 2 |
| Rochester | 12/22/2018 | 23 | | | |
| several tied at | | 22 | | | |
| MOST SHOTS, 2ND PERIOD | DATE | SHOTS | FEWEST SHOTS, 2ND PERIOD | DATE | SHOTS |
| Ontario | 01/25/2019 | 27 | Stockton | 10/20/2018 | 1 |
| Springfield | 11/23/2018 | 25 | Milwaukee | 10/26/2018 | 1 |
| Bakersfield | 10/20/2018 | 24 | Laval | 03/29/2019 | 1 |
| several tied at | | 23 | several tied at | | 2 |
| MOST SHOTS, 3RD PERIOD | DATE | SHOTS | FEWEST SHOTS, 3RD PERIOD | DATE | SHOTS |
| San Jose | 03/01/2019 | 27 | Belleville | 10/31/2018 | 0 |
| Ontario | 03/02/2019 | 27 | several tied at | | 1 |
| Ontario | 01/25/2019 | 25 | | | |
| Toronto | 11/17/2018 | 24 | | | |
| Belleville | 01/12/2019 | 24 | | | |



2018-19 Team & Individual Statistics

Individual Game Highs

| GOALS | TEAM | DATE | GOALS | ASSISTS | TEAM | DATE | ASSISTS |
|-----------------------|-------------|-------------|---------------|------------------------|-------------|-------------|----------------|
| Carr, Daniel | CHI | 11/07/2018 | 4 | Macek, Brooks | CHI | 11/07/2018 | 5 |
| Thompson, Paul | SPR | 01/23/2019 | 4 | Batherson, Drake | BEL | 11/09/2018 | 5 |
| several tied at | | | 3 | Raddysh, Taylor | SYR | 12/28/2018 | 5 |
| | | | | Menell, Brennan | IA | 03/03/2019 | 5 |
| | | | | several tied at | | | 4 |
| POINTS | TEAM | DATE | POINTS | PENALTY MINUTES | TEAM | DATE | PIM |
| Batherson, Drake | BEL | 11/09/2018 | 6 | Tropp, Corey | SD | 11/30/2018 | 34 |
| Kloos, Justin | IA | 12/21/2018 | 6 | Barber, Riley | HER | 12/02/2018 | 29 |
| several tied at | | | 5 | Liambas, Mike | IA | 03/02/2019 | 29 |
| | | | | several tied at | | | 27 |
| PP GOALS | TEAM | DATE | PPG | PP ASSISTS | TEAM | DATE | PPA |
| Shaw, Logan | MB | 11/28/2018 | 3 | Camper, Carter | GR | 01/12/2019 | 4 |
| several tied at | | | 2 | Menell, Brennan | IA | 03/03/2019 | 4 |
| | | | | Menell, Brennan | IA | 03/15/2019 | 4 |
| | | | | Grenier, Alexandre | LAV | 03/16/2019 | 4 |
| | | | | several tied at | | | 3 |
| SH GOALS | TEAM | DATE | SHG | SH ASSISTS | TEAM | DATE | SHA |
| Graovac, Tyler | STK | 12/22/2018 | 3 | Belzile, Alex | LAV | 10/17/2018 | 2 |
| Chaput, Michael | LAV | 10/17/2018 | 2 | Robinson, Buddy | STK | 12/22/2018 | 2 |
| Agozzino, Andrew | COL | 02/08/2019 | 2 | Raddysh, Taylor | SYR | 12/28/2018 | 2 |
| Fogarty, Steven | HFD | 02/24/2019 | 2 | several tied at | | | 1 |
| Bardreau, Cole | LV | 04/06/2019 | 2 | | | | |
| PLUS/MINUS (+) | TEAM | DATE | +/- | PLUS/MINUS (-) | TEAM | DATE | +/- |
| Gregoire, Thomas | SJ | 03/17/2019 | +6 | Milano, Sonny | CLE | 11/04/2018 | -6 |
| several tied at | | | +5 | MacInnis, Ryan | CLE | 11/04/2018 | -6 |
| | | | | several tied at | | | -5 |
| SAVES | TEAM | DATE | SAVES | GOALS AGAINST | TEAM | DATE | GA |
| Martin, Spencer | COL | 01/25/2019 | 68 | Gillies, Jon | STK | 10/27/2018 | 8 |
| | | | | Gustavsson, Filip | BEL | 11/10/2018 | 8 |
| | | | | Gillies, Jon | STK | 12/21/2018 | 8 |
| | | | | Kulbakov, Ivan | UTI | 12/28/2018 | 8 |
| | | | | Appleby, Ken | MB | 01/26/2019 | 8 |
| | | | | Johnson, Cam | BNG | 03/02/2019 | 8 |
| | | | | Delia, Collin | RFD | 03/23/2019 | 8 |
| | | | | Smith, Jeremy | BRI | 04/05/2019 | 8 |



2018-19 Team & Individual Statistics

Team Streaks

| | | | | | |
|------------------------|----------|--------------|-------------------------------|----------|--------------|
| OVERALL WINNING | # | DATES | OVERALL LOSING (L+OTL) | # | DATES |
| Bakersfield | 17 | 01/12->02/25 | Binghamton | 10 | 02/26->03/23 |
| Hershey | 11 | 01/26->02/23 | Grand Rapids | 9 | 03/29->... |
| Colorado | 9 | 02/26->03/16 | San Antonio | 8 | 10/09->10/26 |
| several tied at | 8 | | Iowa | 8 | 03/22->04/06 |
| | | | Utica | 8 | 03/02->03/2 |
| HOME WINNING | # | DATES | HOME LOSING (L+OTL) | # | DATES |
| San Antonio | 12 | 12/08->01/25 | Tucson | 8 | 01/25->03/09 |
| Hershey | 9 | 01/13->02/23 | Milwaukee | 6 | 02/01->02/11 |
| Manitoba | 8 | 01/14->02/15 | Grand Rapids | 6 | 03/08->... |
| Chicago | 8 | 02/02->03/10 | several tied at | 5 | |
| Bakersfield | 8 | 01/16->02/16 | | | |
| ROAD WINNING | # | DATES | ROAD LOSING (L+OTL) | # | DATES |
| Bakersfield | 10 | 01/12->03/06 | San Antonio | 9 | 02/23->04/03 |
| Charlotte | 7 | 10/05->10/27 | Texas | 8 | 12/18->01/23 |
| Chicago | 6 | 12/05->12/28 | Utica | 8 | 02/23->03/30 |
| San Diego | 6 | 12/29->01/12 | Binghamton | 8 | 02/17->03/23 |
| several tied at | 5 | | several tied at | 7 | |
| OVERALL WINLESS | # | DATES | OVERALL POINTS | # | DATES |
| San Antonio | 10 | 03/09->03/29 | Hershey | 17 | 01/12->02/23 |
| Binghamton | 10 | 02/26->03/23 | Bakersfield | 17 | 01/12->02/25 |
| Hartford | 9 | 01/19->02/08 | Belleville | 17 | 01/19->03/02 |
| Grand Rapids | 9 | 03/29->... | San Diego | 15 | 12/14->01/16 |
| several tied at | 8 | | Milwaukee | 14 | 03/10->... |
| HOME WINLESS | # | DATES | HOME POINTS | # | DATES |
| Tucson | 8 | 01/25->03/09 | San Antonio | 17 | 12/08->03/05 |
| several tied at | 6 | | Providence | 16 | 11/17->02/15 |
| | | | Bridgeport | 15 | 10/14->12/27 |
| ROAD WINLESS | # | DATES | ROAD POINTS | # | DATES |
| San Antonio | 9 | 02/23->04/03 | Bakersfield | 10 | 01/12->03/06 |
| Texas | 8 | 12/18->01/23 | San Diego | 10 | 12/14->01/21 |
| Utica | 8 | 02/23->03/30 | Iowa | 9 | 11/02->12/01 |
| Binghamton | 8 | 02/17->03/23 | several tied at | 8 | |
| several tied at | 7 | | | | |

Player Streaks

| | | | | |
|---------------------|-------------|-----------|----------|--------------|
| GOALS | TEAM | GP | # | DATES |
| Mueller, Chris | TOR | 8 | 9 | 02/01->03/17 |
| Currie, Josh | BAK | 7 | 9 | 01/12->01/25 |
| several tied at | | 6 | | |
| ASSISTS | TEAM | GP | # | DATES |
| Griffith, Seth | MB | 11 | 14 | 01/10->02/02 |
| Marody, Cooper | BAK | 9 | 10 | 03/02->03/29 |
| Tynan, T.J. | CHI | 9 | 16 | 03/22->04/07 |
| several tied at | | 8 | | |
| POINTS | TEAM | GP | # | DATES |
| Mueller, Chris | TOR | 12 | 19 | 01/26->03/24 |
| Carr, Daniel | CHI | 12 | 18 | 02/01->03/01 |
| Barre-Boulet, Alex | SYR | 12 | 18 | 11/11->12/12 |
| Conacher, Cory | | | | |
| PIM | TEAM | GP | # | DATES |
| MacDermid, Kurtis | ONT | 8 | 63 | 10/05->10/26 |
| Bishop, Clark | CHA | 8 | 16 | 10/05->11/02 |
| Siegenthaler, Jonas | HER | 8 | 20 | 11/02->02/17 |
| Reddekopp, Chaz | ONT | 8 | 38 | 03/03->03/23 |
| several tied at | | 7 | | |



Miscellaneous Overall Team Records

| | Leading After 1 Period | Leading After 2 Periods | Tied After 1 Period | Tied After 2 Periods | Trailing After 1 Period | Trailing After 2 Periods | Outshooting Opponents | Outshot by Opponent |
|-----------------------|------------------------|-------------------------|---------------------|----------------------|-------------------------|--------------------------|-----------------------|---------------------|
| Bakersfield | 21-3-0-1 | 34-1-0-1 | 15-5-3-0 | 4-3-3-1 | 6-13-0-1 | 4-17-0-0 | 26-17-1-0 | 14-2-2-1 |
| Belleville | 19-1-0-1 | 24-0-0-1 | 14-11-2-1 | 6-4-3-2 | 4-19-1-3 | 7-27-0-2 | 16-16-1-3 | 21-13-2-2 |
| Binghamton | 13-9-1-0 | 18-2-2-0 | 9-10-3-0 | 6-5-3-0 | 6-22-3-0 | 4-34-2-0 | 12-14-3-0 | 16-24-2-0 |
| Bridgeport | 21-3-3-2 | 25-2-5-2 | 19-4-2-1 | 15-2-0-1 | 3-17-1-0 | 3-20-1-0 | 18-8-4-0 | 24-15-2-3 |
| Charlotte | 30-5-1-1 | 38-0-0-0 | 17-5-2-0 | 9-6-2-1 | 4-7-4-0 | 4-11-5-0 | 29-12-5-1 | 17-5-2-0 |
| Chicago | 28-5-2-1 | 35-1-0-0 | 9-9-3-2 | 5-0-3-3 | 7-8-1-1 | 4-21-3-1 | 18-12-3-1 | 22-9-3-2 |
| Cleveland | 17-5-1-0 | 25-2-3-0 | 11-8-3-0 | 8-2-3-0 | 9-16-4-2 | 4-25-2-2 | 26-19-3-2 | 10-9-5-0 |
| Colorado | 16-5-0-1 | 22-1-1-1 | 14-7-4-0 | 14-5-1-0 | 6-15-0-0 | 0-21-2-0 | 16-9-3-0 | 17-17-1-1 |
| Grand Rapids | 16-4-3-2 | 18-2-3-1 | 12-12-2-2 | 16-5-3-3 | 10-11-2-0 | 4-20-1-0 | 22-17-5-3 | 14-9-2-1 |
| Hartford | 14-2-1-1 | 19-3-3-3 | 9-12-4-3 | 7-7-1-1 | 6-22-2-0 | 3-26-3-0 | 10-14-2-2 | 18-20-4-2 |
| Hershey | 22-3-0-3 | 30-1-1-2 | 14-10-3-0 | 7-2-1-1 | 7-12-1-1 | 6-22-2-1 | 21-11-1-1 | 22-11-3-3 |
| Iowa | 15-5-4-2 | 22-2-4-1 | 14-12-2-1 | 11-5-2-2 | 8-9-2-2 | 4-19-2-2 | 20-9-3-3 | 15-16-5-2 |
| Laval | 12-3-2-2 | 15-2-1-1 | 9-10-3-1 | 9-7-4-3 | 9-21-1-3 | 6-25-1-2 | 12-19-3-2 | 15-15-2-4 |
| Lehigh Valley | 16-2-0-2 | 27-1-0-0 | 13-16-2-1 | 7-1-4-2 | 10-12-2-0 | 5-28-0-1 | 11-11-1-2 | 25-19-3-1 |
| Manitoba | 21-1-2-1 | 25-1-0-2 | 15-6-2-1 | 9-6-3-0 | 3-23-1-0 | 5-23-2-0 | 9-11-2-0 | 28-17-3-2 |
| Milwaukee | 21-1-3-1 | 30-1-6-1 | 9-5-8-1 | 6-4-5-0 | 6-18-3-0 | 0-19-3-1 | 17-14-4-0 | 19-9-9-2 |
| Ontario | 5-4-2-1 | 12-1-1-2 | 14-9-3-1 | 9-4-3-0 | 6-20-1-2 | 4-28-2-2 | 7-11-2-2 | 17-21-4-2 |
| Providence | 17-7-3-1 | 30-4-2-2 | 12-4-3-2 | 4-1-3-1 | 9-16-2-0 | 4-22-3-0 | 25-19-5-1 | 10-6-3-2 |
| Rochester | 21-4-1-1 | 30-1-3-1 | 19-5-4-1 | 8-4-0-0 | 6-14-0-0 | 8-18-2-1 | 29-15-3-1 | 12-6-2-1 |
| Rockford | 7-3-0-2 | 14-0-1-1 | 19-9-2-3 | 13-8-1-5 | 9-19-2-1 | 8-23-2-0 | 10-11-1-1 | 25-17-2-5 |
| San Antonio | 15-6-2-0 | 20-2-2-0 | 10-16-4-0 | 10-6-2-0 | 6-16-0-1 | 1-30-2-1 | 15-16-3-0 | 15-19-3-0 |
| San Diego | 22-7-0-0 | 24-2-0-0 | 11-7-3-1 | 11-8-3-0 | 3-10-2-2 | 1-14-2-3 | 20-9-3-2 | 15-15-2-1 |
| San Jose | 19-3-0-2 | 29-1-0-1 | 14-8-1-2 | 5-7-1-3 | 6-11-2-0 | 5-14-2-0 | 23-13-1-2 | 15-9-2-2 |
| Springfield | 15-4-2-1 | 26-1-2-0 | 10-8-4-2 | 6-2-6-3 | 8-17-3-2 | 1-26-1-2 | 8-11-5-0 | 25-18-4-5 |
| Stockton | 13-5-0-1 | 18-1-1-1 | 11-8-3-0 | 6-3-3-1 | 7-18-1-1 | 7-27-0-0 | 13-9-0-1 | 18-22-4-1 |
| Syracuse | 31-2-1-2 | 37-1-2-2 | 10-4-3-1 | 7-2-1-1 | 6-15-0-1 | 3-18-1-1 | 22-11-2-1 | 24-9-2-3 |
| Texas | 18-7-1-0 | 27-2-1-1 | 15-8-2-2 | 8-8-1-3 | 4-16-1-2 | 2-21-2-0 | 25-21-2-3 | 10-8-2-1 |
| Toronto | 21-2-1-1 | 29-1-2-1 | 14-8-4-1 | 7-5-4-2 | 4-14-4-2 | 3-18-3-1 | 18-11-4-2 | 19-13-5-2 |
| Tucson | 12-3-0-1 | 19-1-2-1 | 15-13-5-2 | 11-6-2-1 | 7-10-0-0 | 4-19-1-1 | 21-16-3-1 | 11-8-2-2 |
| Utica | 21-4-0-0 | 24-2-0-1 | 9-13-4-1 | 3-5-4-0 | 4-17-2-1 | 7-27-2-1 | 14-19-3-1 | 20-12-2-1 |
| Wilkes-Barre/Scranton | 16-5-1-2 | 25-2-2-1 | 13-7-3-1 | 7-4-1-1 | 7-18-3-0 | 4-24-4-1 | 19-17-2-2 | 12-11-4-1 |

| | 1-Goal Games | 2-Goal Games | 3-Goal Games | 4-Goal Games | 5-Goal Games | 6-Goal Games | > 6-Goal Games |
|-----------------------|--------------|--------------|--------------|--------------|--------------|--------------|----------------|
| Bakersfield | 16-11-3-2 | 11-4-0-0 | 5-3-0-0 | 4-2-0-0 | 1-1-0-0 | 3-0-0-0 | 2-0-0-0 |
| Belleville | 17-10-3-5 | 9-13-0-0 | 6-5-0-0 | 4-1-0-0 | 1-1-0-0 | 0-1-0-0 | 0-0-0-0 |
| Binghamton | 16-6-7-0 | 5-9-0-0 | 3-13-0-0 | 4-9-0-0 | 0-3-0-0 | 0-0-0-0 | 0-1-0-0 |
| Bridgeport | 28-5-6-3 | 4-9-0-0 | 6-5-0-0 | 4-2-0-0 | 1-3-0-0 | 0-0-0-0 | 0-0-0-0 |
| Charlotte | 19-5-7-1 | 12-6-0-0 | 11-0-0-0 | 6-4-0-0 | 2-2-0-0 | 0-0-0-0 | 1-0-0-0 |
| Chicago | 14-8-6-4 | 9-7-0-0 | 11-4-0-0 | 7-2-0-0 | 3-1-0-0 | 0-0-0-0 | 0-0-0-0 |
| Cleveland | 17-10-8-2 | 4-6-0-0 | 10-4-0-0 | 5-7-0-0 | 1-2-0-0 | 0-0-0-0 | 0-0-0-0 |
| Colorado | 21-6-4-1 | 8-9-0-0 | 1-5-0-0 | 5-3-0-0 | 0-3-0-0 | 1-0-0-0 | 0-1-0-0 |
| Grand Rapids | 16-5-7-4 | 9-8-0-0 | 10-8-0-0 | 3-5-0-0 | 0-1-0-0 | 0-0-0-0 | 0-0-0-0 |
| Hartford | 15-8-7-4 | 9-5-0-0 | 3-16-0-0 | 2-6-0-0 | 0-0-0-0 | 0-1-0-0 | 0-0-0-0 |
| Hershey | 20-3-4-4 | 12-3-0-0 | 8-11-0-0 | 2-5-0-0 | 1-3-0-0 | 0-0-0-0 | 0-0-0-0 |
| Iowa | 16-7-8-5 | 6-8-0-0 | 10-8-0-0 | 2-3-0-0 | 1-0-0-0 | 1-0-0-0 | 1-0-0-0 |
| Laval | 16-8-6-6 | 6-14-0-0 | 5-7-0-0 | 3-3-0-0 | 0-2-0-0 | 0-0-0-0 | 0-0-0-0 |
| Lehigh Valley | 19-8-4-3 | 8-6-0-0 | 6-9-0-0 | 3-6-0-0 | 2-0-0-0 | 1-0-0-0 | 0-1-0-0 |
| Manitoba | 22-7-5-2 | 7-6-0-0 | 5-8-0-0 | 5-5-0-0 | 0-2-0-0 | 0-1-0-0 | 0-1-0-0 |
| Milwaukee | 16-6-14-2 | 7-7-0-0 | 4-8-0-0 | 5-2-0-0 | 2-0-0-0 | 2-1-0-0 | 0-0-0-0 |
| Ontario | 12-5-6-4 | 8-10-0-0 | 3-7-0-0 | 1-6-0-0 | 1-4-0-0 | 0-0-0-0 | 0-1-0-0 |
| Providence | 16-12-8-3 | 10-8-0-0 | 7-5-0-0 | 3-1-0-0 | 2-1-0-0 | 0-0-0-0 | 0-0-0-0 |
| Rochester | 20-6-5-2 | 9-5-0-0 | 8-6-0-0 | 5-4-0-0 | 3-2-0-0 | 1-0-0-0 | 0-0-0-0 |
| Rockford | 23-10-4-6 | 6-7-0-0 | 5-9-0-0 | 1-3-0-0 | 0-1-0-0 | 0-1-0-0 | 0-0-0-0 |
| San Antonio | 15-8-6-1 | 9-11-0-0 | 3-12-0-0 | 3-4-0-0 | 1-1-0-0 | 0-1-0-0 | 0-1-0-0 |
| San Diego | 17-9-5-3 | 3-6-0-0 | 11-5-0-0 | 1-3-0-0 | 4-0-0-0 | 0-1-0-0 | 0-0-0-0 |
| San Jose | 13-10-3-4 | 14-3-0-0 | 5-2-0-0 | 3-3-0-0 | 3-3-0-0 | 0-1-0-0 | 1-0-0-0 |
| Springfield | 7-10-9-5 | 8-8-0-0 | 8-5-0-0 | 5-2-0-0 | 4-2-0-0 | 0-2-0-0 | 1-0-0-0 |
| Stockton | 14-9-4-2 | 7-9-0-0 | 5-9-0-0 | 4-1-0-0 | 0-1-0-0 | 1-1-0-0 | 0-1-0-0 |
| Syracuse | 15-6-4-4 | 8-4-0-0 | 7-8-0-0 | 9-3-0-0 | 5-0-0-0 | 1-0-0-0 | 2-0-0-0 |
| Texas | 13-10-4-4 | 9-10-0-0 | 10-7-0-0 | 4-2-0-0 | 0-2-0-0 | 0-0-0-0 | 1-0-0-0 |
| Toronto | 18-6-9-4 | 6-5-0-0 | 8-5-0-0 | 4-5-0-0 | 2-2-0-0 | 1-0-0-0 | 0-1-0-0 |
| Tucson | 16-5-5-3 | 5-14-0-0 | 9-3-0-0 | 1-3-0-0 | 3-0-0-0 | 0-1-0-0 | 0-0-0-0 |
| Utica | 16-6-6-2 | 6-10-0-0 | 8-8-0-0 | 3-8-0-0 | 0-1-0-0 | 0-0-0-0 | 1-1-0-0 |
| Wilkes-Barre/Scranton | 15-11-7-3 | 5-9-0-0 | 11-7-0-0 | 4-2-0-0 | 1-0-0-0 | 0-0-0-0 | 0-1-0-0 |



2018-19 Team & Individual Statistics

Penalty Shots

| NAME | TEAM | GOALIE | TEAM | DATE | PERIOD | TIME | RESULT |
|--------------------|------|------------------------|------|------------|--------|-------|--------|
| Gauthier, Julien | CHA | vs Ingram, Connor | SYR | 10/13/2018 | 2 | 0:51 | - |
| Megan, Wade | GR | vs Bow, Landon | TEX | 10/17/2018 | 1 | 6:08 | - |
| Seney, Brett | BNG | vs Ingram, Connor | SYR | 10/19/2018 | 2 | 2:44 | - |
| Fiore, Giovanni | SD | vs McCollum, Tom | MIL | 10/19/2018 | 2 | 4:28 | - |
| Conacher, Cory | SYR | vs Kulbakov, Ivan | UTI | 10/20/2018 | 2 | 12:30 | Goal |
| Balisy, Chase | BEL | vs Sateri, Harri | GR | 10/26/2018 | 1 | 9:07 | - |
| Koules, Miles | CLE | vs McCollum, Tom | MIL | 10/26/2018 | 1 | 18:58 | - |
| Foo, Spencer | STK | vs Coreau, Jared | SD | 10/26/2018 | 2 | 4:47 | - |
| Turgeon, Dominic | GR | vs Gustavsson, Filip | BEL | 10/27/2018 | 2 | 13:51 | - |
| Hughes, Cameron | PRO | vs Smith, Jeremy | BRI | 10/28/2018 | 2 | 12:43 | Goal |
| Barber, Riley | HER | vs Lyon, Alex | LV | 10/28/2018 | 3 | 3:36 | Goal |
| Donato, Ryan | PRO | vs Nedeljkovic, Alex | CHA | 11/03/2018 | 1 | 4:48 | - |
| O'Regan, Danny | ROC | vs Samsonov, Ilya | HER | 11/03/2018 | 3 | 18:48 | - |
| Luff, Matt | ONT | vs Gillies, Jon | STK | 11/11/2018 | 2 | 2:25 | - |
| Nilsson, Jacob | RFD | vs Rybar, Patrik | GR | 11/14/2018 | 2 | 11:15 | - |
| Bardreau, Cole | LV | vs Nedeljkovic, Alex | CHA | 11/14/2018 | 3 | 8:39 | - |
| Esposito, Luke | BAK | vs Boyle, Kevin | SD | 11/16/2018 | 1 | 6:44 | - |
| MacMaster, Tanner | UTI | vs Ingram, Connor | SYR | 11/16/2018 | 2 | 9:21 | - |
| Lazar, Curtis | STK | vs Coreau, Jared | SD | 11/23/2018 | 2 | 15:09 | - |
| Bunting, Michael | TUC | vs Starrett, Shane | BAK | 11/24/2018 | 2 | 8:20 | - |
| O'Donnell, Shawn | HFD | vs Smith, Jeremy | BRI | 11/24/2018 | 2 | 13:50 | - |
| O'Brien, Liam | HER | vs Peters, Anthony | WBS | 11/28/2018 | 1 | 6:38 | - |
| Conner, Chris | LV | vs Gustavsson, Filip | BEL | 12/01/2018 | 3 | 19:46 | Goal |
| Fitzgerald, Ryan | PRO | vs Gibson, Christopher | BRI | 12/01/2018 | OT | 3:04 | Goal |
| Leier, Taylor | LV | vs McAdam, Eamon | TOR | 12/02/2018 | 3 | 15:10 | Goal |
| LaLeggia, Joey | SA | vs Grosenick, Troy | MIL | 12/08/2018 | OT | 4:23 | Goal |
| Burton, Jarrett | WBS | vs Gibson, Christopher | BRI | 12/16/2018 | 2 | 5:45 | - |
| Saarela, Aleks | CHA | vs Demko, Thatcher | UTI | 12/16/2018 | 3 | 17:06 | - |
| Mersch, Michael | TEX | vs Husso, Ville | SA | 12/21/2018 | 2 | 8:02 | - |
| Rodewald, Jack | BEL | vs Marcoux, Etienne | LAV | 12/27/2018 | 3 | 9:44 | Goal |
| MacIntyre, Bobby | SA | vs Comrie, Eric | MB | 01/02/2019 | 3 | 9:46 | - |
| Timashov, Dmytro | TOR | vs Nedeljkovic, Alex | CHA | 01/06/2019 | 1 | 16:24 | - |
| Frederic, Trent | PRO | vs Halverson, Brandon | HFD | 01/11/2019 | 1 | 10:26 | - |
| Joly, Michael | COL | vs Wells, Dylan | BAK | 01/11/2019 | 3 | 12:59 | Goal |
| Poturalski, Andrew | CHA | vs Gibson, Christopher | BRI | 01/16/2019 | 3 | 16:40 | Goal |
| Darcy, Cam | UTI | vs Hogberg, Marcus | BEL | 01/19/2019 | 1 | 8:51 | - |
| Kubiak, Jeff | BRI | vs Jarry, Tristan | WBS | 01/23/2019 | 1 | 4:53 | - |
| Conacher, Cory | SYR | vs Wilcox, Adam | ROC | 01/26/2019 | 3 | 11:05 | - |
| Terry, Chris | GR | vs Peters, Anthony | WBS | 02/09/2019 | 1 | 7:36 | - |
| Johnson, Adam | WBS | vs Vanecek, Vitek | HER | 02/13/2019 | 3 | 10:03 | - |
| Saarela, Aleks | CHA | vs Vladar, Dan | PRO | 02/16/2019 | 3 | 10:39 | - |
| Paul, Nick | BEL | vs Berdin, Mikhail | MB | 03/01/2019 | OT | 0:34 | - |
| MacMaster, Tanner | TOR | vs Thiessen, Brad | CLE | 03/02/2019 | 2 | 6:02 | - |
| Macek, Brooks | CHI | vs Grosenick, Troy | MIL | 03/08/2019 | 3 | 7:05 | Goal |
| Carcone, Michael | TOR | vs Smith, Jeremy | BRI | 03/10/2019 | 1 | 13:14 | - |
| Ross, Garret | MIL | vs Thiessen, Brad | CLE | 03/13/2019 | 2 | 11:52 | - |
| Sharangovich, Egor | BNG | vs Halverson, Brandon | HFD | 03/13/2019 | 2 | 19:55 | Goal |
| Greco, Anthony | SPR | vs Leighton, Michael | UTI | 03/15/2019 | OT | 3:40 | Goal |
| MacMaster, Tanner | TOR | vs Smith, Jeremy | BRI | 03/20/2019 | 2 | 18:03 | - |
| Conacher, Cory | SYR | vs Smith, Jeremy | BRI | 03/24/2019 | 3 | 3:10 | - |
| Bunting, Michael | TUC | vs Francouz, Pavel | COL | 03/29/2019 | 1 | 6:30 | - |
| Mattheos, Stelio | CHA | vs Halverson, Brandon | HFD | 03/29/2019 | 3 | 2:43 | - |
| MacMaster, Tanner | TOR | vs Leighton, Michael | UTI | 03/29/2019 | 3 | 7:08 | - |
| Katchouk, Boris | SYR | vs Mazanec, Marek | UTI | 03/30/2019 | 1 | 18:25 | - |
| Dellandrea, Ty | TEX | vs Delia, Collin | RFD | 04/05/2019 | 3 | 12:51 | Goal |
| Mayhew, Gerald | IA | vs Grosenick, Troy | MIL | 04/06/2019 | 1 | 11:32 | - |
| Twarzynski, Carsen | LV | vs Muse, John | WBS | 04/07/2019 | 3 | 17:31 | Goal |
| Lammikko, Juho | SPR | vs Smith, Jeremy | BRI | 04/12/2019 | 3 | 17:54 | Goal |

Total Goals / Total Shots: 16 / 58 (.276)



2018-19 Team & Individual Statistics

Shutouts

| | TEAM | OPP | SVS | SCORE | DATE | | TEAM | OPP | SVS | SCORE | DATE |
|----------------------|------|-----|-----|----------|------------|----------------------|------|-----|-----|----------|------------|
| Husso, Ville | SA | GR | 28 | 4-0 | 10/06/2018 | Hill, Adin | TUC | TEX | 39 | 4-0 | 01/23/2019 |
| Peters, Anthony | WBS | CLE | 28 | 3-0 | 10/11/2018 | Korenar, Josef | SJ | GR | 29 | 4-0 | 01/25/2019 |
| Montembeault, Samuel | SPR | LV | 35 | 7-0 | 10/12/2018 | Hammond, Andrew | IA | MIL | 31 | 3-0 | 01/25/2019 |
| Ingram, Connor | SYR | BNG | 27 | 4-0 | 10/19/2018 | Martin, Spencer | COL | ONT | 68 | 4-0 | 01/25/2019 |
| Kivlenieks, Matiss | CLE | BNG | 31 | 4-0 | 10/20/2018 | Coreau, Jared | SA | SD | 23 | 4-0 | 01/25/2019 |
| Vanecek, Vitek | HER | CHA | 25 | 2-0 | 10/20/2018 | Coreau, Jared | SA | GR | 29 | 2-0 | 02/01/2019 |
| McCollum, Tom | MIL | SA | 19 | 3-0 | 10/23/2018 | Ingram, Connor | SYR | UTI | 21 | 4-0 | 02/01/2019 |
| Wedgewood, Scott | ROC | UTI | 20 | 4-0 | 10/26/2018 | Hutchinson, Michael | TOR | LAV | 15 | 1-0 (OT) | 02/01/2019 |
| Binnington, Jordan | SA | STK | 30 | 4-0 | 11/03/2018 | Vladar, Dan | PRO | CHA | 37 | 1-0 (OT) | 02/02/2019 |
| Kahkonen, Kaapo | IA | RFD | 28 | 3-0 | 11/07/2018 | Kaskisuo, Kasimir | TOR | LAV | 33 | 3-0 | 02/02/2019 |
| Madsen, Merrick | TUC | SJ | 19 | 5-0 | 11/09/2018 | Bow, Landon | TEX | MIL | 29 | 1-0 | 02/06/2019 |
| Madsen, Merrick | TUC | SJ | 28 | 1-0 | 11/10/2018 | Pasquale, Eddie | SYR | HFD | 21 | 6-0 | 02/08/2019 |
| Binnington, Jordan | SA | MB | 16 | 5-0 | 11/13/2018 | Berdin, Mikhail | MB | TEX | 34 | 2-0 | 02/10/2019 |
| Kahkonen, Kaapo | IA | MIL | 20 | 3-0 | 11/14/2018 | McIntyre, Zane | PRO | SYR | 27 | 4-0 | 02/10/2019 |
| Kahkonen, Kaapo | IA | MIL | 38 | 6-0 | 11/16/2018 | Hogberg, Marcus | BEL | SYR | 31 | 3-0 | 02/13/2019 |
| Ingram, Connor | SYR | UTI | 34 | 4-0 | 11/16/2018 | Ingram, Connor | SYR | ROC | 32 | 1-0 | 02/15/2019 |
| Korenar, Josef | SJ | COL | 16 | 5-0 | 11/18/2018 | Desrosiers, Philippe | TEX | TUC | 29 | 2-0 | 02/15/2019 |
| Ingram, Connor | SYR | SPR | 27 | 3-0 | 11/24/2018 | McNiven, Michael | LAV | MB | 24 | 3-0 | 02/22/2019 |
| Wedgewood, Scott | ROC | WBS | 35 | 1-0 | 11/30/2018 | Pasquale, Eddie | SYR | TOR | 26 | 1-0 (OT) | 02/22/2019 |
| Starrett, Shane | BAK | MB | 25 | 4-0 | 12/01/2018 | Budaj, Peter | ONT | COL | 47 | 2-0 | 02/23/2019 |
| Blackwood, Mackenzie | BNG | ROC | 22 | 3-0 | 12/01/2018 | Starrett, Shane | BAK | TUC | 30 | 2-0 | 02/23/2019 |
| McCollum, Tom | MIL | RFD | 28 | 3-0 | 12/01/2018 | Lagace, Max | CHI | RFD | 27 | 1-0 | 02/26/2019 |
| Vladar, Dan | PRO | TOR | 35 | 5-0 | 12/05/2018 | Francouz, Pavel | COL | SA | 30 | 6-0 | 02/27/2019 |
| Francouz, Pavel | COL | SD | 29 | 2-0 | 12/07/2018 | Hammond, Andrew | IA | BAK | 30 | 1-0 | 03/01/2019 |
| Hart, Carter | LV | HER | 26 | 1-0 | 12/07/2018 | Pasquale, Eddie | SYR | LV | 29 | 4-0 | 03/01/2019 |
| Ingram, Connor | SYR | BNG | 18 | 5-0 | 12/07/2018 | Hogberg, Marcus | BEL | MB | 27 | 4-0 | 03/02/2019 |
| Muse, John | WBS | CLE | 32 | 1-0 | 12/07/2018 | Glass, Jeff | SD | STK | 20 | 3-0 | 03/02/2019 |
| Dansk, Oscar | CHI | RFD | 32 | 4-0 | 12/08/2018 | Thiessen, Brad | CLE | BEL | 26 | 4-0 | 03/08/2019 |
| Madsen, Merrick | TUC | ONT | 32 | 5-0 | 12/08/2018 | Hutchinson, Michael | TOR | LAV | 42 | 3-0 | 03/08/2019 |
| Korenar, Josef | SJ | BAK | 31 | 4-0 | 12/09/2018 | Wedgewood, Scott | ROC | BRI | 27 | 5-0 | 03/08/2019 |
| McAdam, Eamon | TOR | BEL | 10 | 1-0 (OT) | 12/09/2018 | Francouz, Pavel | COL | SD | 24 | 1-0 | 03/08/2019 |
| Martin, Spencer | COL | TUC | 22 | 2-0 | 12/12/2018 | Pasquale, Eddie | SYR | UTI | 25 | 4-0 | 03/08/2019 |
| Marcoux, Etienne | LAV | SYR | 12 | 4-0 | 12/15/2018 | Rybar, Patrik | GR | MIL | 30 | 4-0 | 03/09/2019 |
| Wells, Dylan | BAK | STK | 27 | 1-0 | 12/15/2018 | Martin, Spencer | COL | SD | 28 | 2-0 | 03/09/2019 |
| Gibson, Christopher | BRI | WBS | 33 | 1-0 | 12/16/2018 | Nedeljkovic, Alex | CHA | LV | 22 | 4-0 | 03/10/2019 |
| Tokarski, Dustin | HFD | PRO | 29 | 3-0 | 12/19/2018 | Wedgewood, Scott | ROC | UTI | 30 | 3-0 | 03/13/2019 |
| Lyon, Alex | LV | HER | 18 | 5-0 | 12/19/2018 | Starrett, Shane | BAK | ONT | 23 | 7-0 | 03/16/2019 |
| Kaskisuo, Kasimir | TOR | LAV | 19 | 2-0 | 12/22/2018 | Smith, Jeremy | BRI | SPR | 29 | 4-0 | 03/17/2019 |
| Wedgewood, Scott | ROC | CLE | 31 | 4-0 | 12/26/2018 | Korenar, Josef | SJ | COL | 31 | 9-0 | 03/17/2019 |
| Kahkonen, Kaapo | IA | RFD | 39 | 4-0 | 12/26/2018 | Vanecek, Vitek | HER | WBS | 17 | 1-0 (OT) | 03/19/2019 |
| Johnson, Cam | BNG | UTI | 33 | 1-0 | 12/27/2018 | Kahkonen, Kaapo | IA | TUC | 24 | 2-0 | 03/20/2019 |
| Comrie, Eric | MB | COL | 38 | 4-0 | 12/30/2018 | Appleby, Ken | MB | COL | 33 | 2-0 | 03/22/2019 |
| Binnington, Jordan | SA | CHI | 31 | 3-0 | 01/04/2019 | McIntyre, Zane | PRO | BEL | 14 | 2-0 | 03/22/2019 |
| Kahkonen, Kaapo | IA | RFD | 26 | 3-0 | 01/04/2019 | Dansk, Oscar | CHI | SA | 31 | 5-0 | 03/23/2019 |
| Nedeljkovic, Alex | CHA | TOR | 34 | 5-0 | 01/06/2019 | Nedeljkovic, Alex | CHA | BRI | 23 | 4-0 | 03/27/2019 |
| Cormier, Evan | BNG | SYR | 35 | 4-0 | 01/09/2019 | Jarry, Tristan | WBS | PRO | 23 | 2-0 | 03/27/2019 |
| Comrie, Eric | MB | LAV | 35 | 4-0 | 01/10/2019 | Bibeau, Antoine | SJ | ONT | 21 | 5-0 | 03/29/2019 |
| Starrett, Shane | BAK | COL | 28 | 2-0 | 01/12/2019 | Kaskisuo, Kasimir | TOR | LAV | 19 | 3-0 | 03/30/2019 |
| Samsonov, Ilya | HER | LV | 18 | 3-0 | 01/12/2019 | Tolvanen, Atte | SYR | BEL | 34 | 1-0 | 04/03/2019 |
| Nedeljkovic, Alex | CHA | BRI | 20 | 1-0 | 01/15/2019 | Thiessen, Brad | CLE | LAV | 20 | 5-0 | 04/03/2019 |
| Samsonov, Ilya | HER | BNG | 16 | 1-0 (OT) | 01/16/2019 | Samsonov, Ilya | HER | TOR | 17 | 3-0 | 04/04/2019 |
| McNiven, Michael | LAV | CLE | 38 | 1-0 | 01/18/2019 | Muse, John | WBS | BNG | 33 | 4-0 | 04/05/2019 |
| Hill, Adin | TUC | COL | 21 | 2-0 | 01/19/2019 | Mazanec, Marek | UTI | HFD | 21 | 4-0 | 04/06/2019 |
| Rybar, Patrik | GR | MIL | 24 | 3-0 | 01/19/2019 | Berdin, Mikhail | MB | STK | 26 | 1-0 | 04/06/2019 |
| Driedger, Chris | SPR | HFD | 40 | 3-0 | 01/19/2019 | Tokarski, Dustin | CHA | SPR | 20 | 5-0 | 04/07/2019 |
| Kaskisuo, Kasimir | TOR | CHA | 22 | 5-0 | 01/20/2019 | Hammond, Andrew | IA | RFD | 25 | 3-0 | 04/13/2019 |
| Grosenick, Troy | MIL | CHI | 16 | 4-0 | 01/20/2019 | | | | | | |

Shared Shutouts

| | | | | | |
|--------------------------|-----|-----|----|-----|------------|
| Alex Nedeljkovic (40:00) | CHA | HFD | 17 | 1-0 | 12/13/2018 |
| Callum Booth (20:00) | CHA | HFD | 6 | 1-0 | 12/13/2018 |
| Eddie Pasquale (13:25) | SYR | BNG | 5 | 4-0 | 02/26/2019 |
| Connor Ingram (46:35) | SYR | BNG | 17 | 4-0 | 02/26/2019 |
| Troy Grosenick (14:14) | MIL | GR | 4 | 5-0 | 04/13/2019 |
| Tom McCollum (45:35) | MIL | GR | 20 | 5-0 | 04/13/2019 |

Season Total: 116



2018-19 Team & Individual Statistics

Hat Tricks

| | TEAM | OPP | G | SCORE | DATE |
|----------------------|------|-----|---|-------|------------|
| Macek, Brooks | CHI | GR | 3 | 5-1 | 10/13/2018 |
| Rychel, Kerby | STK | SJ | 3 | 4-6 | 10/13/2018 |
| Appleton, Mason | MB | SA | 3 | 6-3 | 10/21/2018 |
| Quinney, Gage | CHI | CLE | 3 | 6-2 | 10/24/2018 |
| Gennaro, Matteo | TUC | ONT | 3 | 8-5 | 10/26/2018 |
| Greenway, Jordan | IA | COL | 3 | 6-1 | 10/27/2018 |
| Hughes, Cameron | PRO | BRI | 3 | 6-1 | 10/28/2018 |
| Dalpe, Zac | CLE | TOR | 3 | 7-6 | 11/02/2018 |
| Aston-Reese, Zach | WBS | BRI | 3 | 5-8 | 11/04/2018 |
| Carr, Daniel | CHI | MIL | 4 | 5-3 | 11/07/2018 |
| Condra, Erik | TEX | SA | 3 | 8-1 | 11/10/2018 |
| Hunt, Dryden | SPR | ROC | 3 | 9-4 | 11/16/2018 |
| Quine, Alan | STK | TUC | 3 | 8-2 | 11/20/2018 |
| Carrick, Sam | SD | STK | 3 | 6-3 | 11/25/2018 |
| Bernier, Steve | BRI | SPR | 3 | 4-3 | 11/25/2018 |
| Mascherin, Adam | TEX | SA | 3 | 7-3 | 11/25/2018 |
| Shaw, Logan | MB | SD | 3 | 5-1 | 11/28/2018 |
| Greco, Anthony | SPR | BRI | 3 | 5-2 | 11/28/2018 |
| Maillet, Philippe | ONT | TUC | 3 | 5-4 | 12/02/2018 |
| Shaw, Logan | MB | BAK | 3 | 3-4 | 12/05/2018 |
| Pirri, Brandon | CHI | RFD | 3 | 4-0 | 12/08/2018 |
| Dal Colle, Michael | BRI | PRO | 3 | 4-3 | 12/14/2018 |
| Haggerty, Ryan | WBS | LV | 3 | 5-2 | 12/15/2018 |
| Gignac, Brandon | BNG | PRO | 3 | 6-3 | 12/21/2018 |
| Kloos, Justin | IA | STK | 3 | 8-7 | 12/21/2018 |
| Broadhurst, Alex | CLE | BEL | 3 | 6-3 | 12/21/2018 |
| Graovac, Tyler | STK | IA | 3 | 5-1 | 12/22/2018 |
| Maillet, Philippe | ONT | SD | 3 | 7-6 | 12/22/2018 |
| Kero, Tanner | UTI | CLE | 3 | 5-1 | 01/06/2019 |
| Nilsson, Jacob | RFD | IA | 3 | 6-2 | 01/06/2019 |
| Quine, Alan | STK | SD | 3 | 4-7 | 01/09/2019 |
| Hyka, Tomas | CHI | TUC | 3 | 6-3 | 01/11/2019 |
| Smith, C.J. | ROC | TOR | 3 | 5-1 | 01/12/2019 |
| Rau, Kyle | IA | SD | 3 | 3-2 | 01/14/2019 |
| Currie, Josh | BAK | STK | 3 | 4-2 | 01/16/2019 |
| Carey, Paul | PRO | HFD | 3 | 5-2 | 01/21/2019 |
| Richard, Anthony | MIL | SA | 3 | 7-3 | 01/22/2019 |
| Thompson, Paul | SPR | HFD | 4 | 7-4 | 01/23/2019 |
| Alt, Mark | COL | ONT | 3 | 4-0 | 01/25/2019 |
| Verhaeghe, Carter | SYR | ROC | 3 | 4-3 | 01/26/2019 |
| Olofsson, Victor | ROC | SPR | 3 | 7-1 | 02/08/2019 |
| Boucher, Reid | UTI | ROC | 3 | 5-2 | 02/09/2019 |
| Batherson, Drake | BEL | LAV | 3 | 6-3 | 02/09/2019 |
| Megan, Wade | GR | SA | 3 | 5-1 | 02/15/2019 |
| Ho-Sang, Josh | BRI | CHA | 3 | 7-3 | 02/17/2019 |
| Quine, Alan | STK | COL | 3 | 6-3 | 02/17/2019 |
| Barber, Riley | HER | WBS | 3 | 4-2 | 02/22/2019 |
| Lappin, Nick | BNG | UTI | 3 | 4-1 | 02/23/2019 |
| Fogarty, Steven | HFD | PRO | 3 | 4-1 | 02/24/2019 |
| Agozzino, Andrew | COL | SA | 3 | 6-0 | 02/27/2019 |
| Rau, Kyle | IA | ONT | 3 | 4-5 | 03/02/2019 |
| Smith-Pelly, Devante | HER | HFD | 3 | 5-3 | 03/10/2019 |
| Lettieri, Vinni | HFD | HER | 3 | 3-5 | 03/10/2019 |
| Hayes, Jimmy | WBS | LV | 3 | 4-1 | 03/13/2019 |
| Hargrove, Colton | TEX | GR | 3 | 6-3 | 03/20/2019 |
| Greco, Anthony | SPR | BNG | 3 | 7-2 | 03/22/2019 |
| Lafferty, Sam | WBS | LV | 3 | 5-4 | 03/23/2019 |
| Sutter, Brett | ONT | SD | 3 | 4-5 | 03/23/2019 |
| Pederson, Lane | TUC | SJ | 3 | 3-2 | 03/23/2019 |
| Laberge, Pascal | LV | ROC | 3 | 4-3 | 03/27/2019 |
| Merkley, Nick | TUC | COL | 3 | 3-4 | 03/29/2019 |
| Dalpe, Zac | CLE | LV | 3 | 6-3 | 03/29/2019 |
| Mueller, Chris | TOR | LAV | 3 | 3-0 | 03/30/2019 |
| McClure, Brad | TEX | IA | 3 | 4-1 | 03/30/2019 |
| Mayhew, Gerald | IA | TUC | 3 | 3-4 | 04/03/2019 |
| Kunin, Luke | IA | GR | 3 | 7-3 | 04/10/2019 |
| Currie, Josh | BAK | TUC | 3 | 4-3 | 04/10/2019 |
| Boucher, Reid | UTI | WBS | 3 | 8-1 | 04/12/2019 |
| Frederic, Trent | PRO | SPR | 3 | 5-3 | 04/13/2019 |

Season Total: 69



2018-19 Team & Individual Statistics

Bakersfield Condors

| # | PLAYER | POS | GP | G | A | PTS | +/- | PIM | PP | PPA | SH | SHA | GW | FG | IG | OT | UA | EN | SOG | SOA | SOGW | SO% | SHOTS | SH% |
|----|--------------------|-----|----|-----|-----|-----|-----|-----|----|-----|----|-----|----|----|----|----|----|----|-----|-----|------|-------|-------|------|
| 16 | * Tyler Benson | LW | 68 | 15 | 51 | 66 | 21 | 44 | 2 | 22 | 0 | 0 | 3 | 4 | 1 | 0 | 0 | 0 | 1 | 4 | 1 | 25.0 | 173 | 8.7 |
| 20 | * Cooper Marody | C | 58 | 19 | 45 | 64 | 31 | 40 | 4 | 15 | 0 | 0 | 4 | 6 | 2 | 3 | 0 | 0 | 1 | 4 | 0 | 25.0 | 138 | 13.8 |
| 5 | Joe Gambardella | LW | 50 | 29 | 19 | 48 | 19 | 19 | 4 | 4 | 1 | 1 | 5 | 4 | 2 | 1 | 3 | 4 | 0 | 0 | 0 | 0.0 | 97 | 29.9 |
| 18 | Josh Currie | RW | 53 | 27 | 14 | 41 | 6 | 17 | 6 | 4 | 0 | 0 | 8 | 3 | 5 | 0 | 1 | 2 | 0 | 0 | 0 | 0.0 | 138 | 19.6 |
| 36 | Patrick Russell | RW | 51 | 18 | 22 | 40 | 30 | 32 | 3 | 3 | 2 | 0 | 3 | 4 | 2 | 0 | 1 | 1 | 0 | 0 | 0 | 0.0 | 145 | 12.4 |
| 15 | Mitch Callahan | RW | 61 | 15 | 19 | 34 | 4 | 22 | 6 | 5 | 0 | 0 | 1 | 0 | 0 | 0 | 0 | 0 | 0 | 0 | 0 | 0.0 | 99 | 15.2 |
| 19 | * Logan Day | D | 64 | 7 | 27 | 34 | 14 | 14 | 3 | 8 | 0 | 0 | 1 | 1 | 0 | 0 | 0 | 0 | 0 | 0 | 0 | 0.0 | 120 | 5.8 |
| 27 | David Gust | RW | 59 | 18 | 15 | 33 | 2 | 24 | 6 | 3 | 0 | 0 | 3 | 4 | 2 | 0 | 0 | 2 | 0 | 0 | 0 | 0.0 | 149 | 12.1 |
| 25 | Ethan Bear | D | 52 | 6 | 25 | 31 | 14 | 34 | 1 | 10 | 0 | 0 | 0 | 1 | 1 | 0 | 0 | 0 | 0 | 0 | 0 | 0.0 | 88 | 6.8 |
| 21 | * Cameron Hebig | LW | 64 | 11 | 18 | 29 | 6 | 30 | 5 | 4 | 0 | 0 | 4 | 2 | 0 | 1 | 0 | 0 | 1 | 1 | 1 | 100.0 | 99 | 11.1 |
| 3 | Caleb Jones | D | 50 | 6 | 23 | 29 | 16 | 28 | 3 | 10 | 0 | 0 | 0 | 1 | 2 | 0 | 0 | 0 | 0 | 0 | 0 | 0.0 | 100 | 6.0 |
| 37 | William Lagesson | D | 67 | 8 | 19 | 27 | 25 | 45 | 0 | 1 | 0 | 2 | 3 | 0 | 1 | 0 | 0 | 0 | 0 | 0 | 0 | 0.0 | 91 | 8.8 |
| 17 | Brad Malone | C | 43 | 8 | 17 | 25 | 10 | 45 | 1 | 4 | 2 | 1 | 0 | 0 | 2 | 0 | 1 | 0 | 0 | 1 | 0 | 0.0 | 101 | 7.9 |
| 29 | Luke Esposito | C | 63 | 7 | 17 | 24 | -2 | 51 | 0 | 0 | 0 | 0 | 0 | 3 | 1 | 0 | 0 | 0 | 0 | 0 | 0 | 0.0 | 90 | 7.8 |
| 10 | Evan Polei | LW | 53 | 9 | 11 | 20 | 6 | 82 | 0 | 3 | 0 | 0 | 1 | 0 | 1 | 0 | 0 | 0 | 0 | 0 | 0 | 0.0 | 106 | 8.5 |
| 8 | Ryan Stanton | D | 65 | 5 | 15 | 20 | 20 | 76 | 1 | 1 | 0 | 0 | 0 | 0 | 1 | 0 | 0 | 0 | 0 | 0 | 0 | 0.0 | 91 | 5.5 |
| 4 | Keegan Lowe | D | 67 | 0 | 20 | 20 | 19 | 66 | 0 | 1 | 0 | 0 | 0 | 0 | 0 | 0 | 0 | 0 | 0 | 0 | 0 | 0.0 | 91 | 0.0 |
| 7 | * Kailer Yamamoto | LW | 27 | 10 | 8 | 18 | 12 | 16 | 6 | 0 | 0 | 0 | 2 | 2 | 1 | 0 | 0 | 1 | 0 | 0 | 0 | 0.0 | 45 | 22.2 |
| 9 | Tyler Vesel | C | 61 | 5 | 13 | 18 | 7 | 4 | 0 | 2 | 0 | 0 | 0 | 3 | 0 | 0 | 0 | 0 | 0 | 0 | 0 | 0.0 | 100 | 5.0 |
| 23 | Braden Christoffer | RW | 47 | 7 | 3 | 10 | -3 | 58 | 0 | 0 | 0 | 0 | 0 | 1 | 0 | 0 | 1 | 0 | 0 | 0 | 0 | 0.0 | 58 | 12.1 |
| 24 | * Jake Kulevich | D | 29 | 2 | 6 | 8 | 11 | 25 | 1 | 0 | 1 | 0 | 0 | 1 | 0 | 0 | 1 | 1 | 0 | 0 | 0 | 0.0 | 23 | 8.7 |
| 22 | Jakob Stukel | F | 10 | 3 | 3 | 6 | 4 | 2 | 0 | 0 | 0 | 0 | 1 | 1 | 1 | 0 | 0 | 0 | 0 | 0 | 0 | 0.0 | 14 | 21.4 |
| 22 | Ryan Spooner | C | 7 | 2 | 4 | 6 | 7 | 6 | 0 | 1 | 0 | 0 | 1 | 0 | 0 | 0 | 0 | 0 | 0 | 0 | 0 | 0.0 | 7 | 28.6 |
| 38 | Jesse Puljujarvi | RW | 4 | 2 | 2 | 4 | 2 | 7 | 0 | 1 | 0 | 0 | 0 | 0 | 0 | 0 | 0 | 0 | 0 | 0 | 0 | 0.0 | 17 | 11.8 |
| 13 | * Nolan Vesej | C | 17 | 0 | 3 | 3 | 2 | 11 | 0 | 0 | 0 | 0 | 0 | 0 | 0 | 0 | 0 | 0 | 0 | 0 | 0 | 0.0 | 11 | 0.0 |
| 11 | P.C. Labrie | LW | 5 | 1 | 1 | 2 | 1 | 6 | 0 | 0 | 0 | 0 | 0 | 0 | 0 | 0 | 0 | 0 | 0 | 0 | 0 | 0.0 | 10 | 10.0 |
| 2 | Andrej Sekera | D | 5 | 0 | 2 | 2 | 6 | 2 | 0 | 1 | 0 | 0 | 0 | 0 | 0 | 0 | 0 | 0 | 0 | 0 | 0 | 0.0 | 7 | 0.0 |
| 2 | Kevin Gravel | D | 5 | 0 | 1 | 1 | 1 | 0 | 0 | 0 | 0 | 0 | 0 | 0 | 0 | 0 | 0 | 0 | 0 | 0 | 0 | 0.0 | 8 | 0.0 |
| 44 | * Jeremy Beaudry | D | 1 | 0 | 0 | 0 | -2 | 0 | 0 | 0 | 0 | 0 | 0 | 0 | 0 | 0 | 0 | 0 | 0 | 0 | 0 | 0.0 | 3 | 0.0 |
| 28 | * Jared Wilson | D | 1 | 0 | 0 | 0 | 0 | 4 | 0 | 0 | 0 | 0 | 0 | 0 | 0 | 0 | 0 | 0 | 0 | 0 | 0 | 0.0 | 0 | 0.0 |
| 34 | * Stuart Skinner | G | 6 | 0 | 0 | 0 | 0 | 0 | 0 | 0 | 0 | 0 | 0 | 0 | 0 | 0 | 0 | 0 | 0 | 0 | 0 | 0.0 | 0 | 0.0 |
| 26 | Brandon Manning | D | 8 | 0 | 0 | 0 | 5 | 15 | 0 | 0 | 0 | 0 | 0 | 0 | 0 | 0 | 0 | 0 | 0 | 0 | 0 | 0.0 | 3 | 0.0 |
| 26 | John McFarland | RW | 9 | 0 | 0 | 0 | -2 | 2 | 0 | 0 | 0 | 0 | 0 | 0 | 0 | 0 | 0 | 0 | 0 | 0 | 0 | 0.0 | 5 | 0.0 |
| 35 | Al Montoya | G | 11 | 0 | 0 | 0 | 0 | 0 | 0 | 0 | 0 | 0 | 0 | 0 | 0 | 0 | 0 | 0 | 0 | 0 | 0 | 0.0 | 0 | 0.0 |
| 39 | * Dylan Wells | G | 12 | 0 | 0 | 0 | 0 | 0 | 0 | 0 | 0 | 0 | 0 | 0 | 0 | 0 | 0 | 0 | 0 | 0 | 0 | 0.0 | 0 | 0.0 |
| 40 | * Shane Starrett | G | 42 | 0 | 0 | 0 | 0 | 0 | 0 | 0 | 0 | 0 | 0 | 0 | 0 | 0 | 0 | 0 | 0 | 0 | 0 | 0.0 | 0 | 0.0 |
| | BENCH | | 68 | 2 | | | | 22 | | | | | | | | | | | | | | 0.0 | 2 | |
| | TOTALS | | 68 | 242 | 423 | 663 | 292 | 849 | 52 | 103 | 6 | 4 | 40 | 40 | 26 | 5 | 7 | 12 | 3 | 10 | 2 | 30.0 | 2229 | 10.8 |

----- SHOOTOUTS -----

| # | GOALIE | GP | MIN | W | L | OT | SO | EN | GA | GAA | SOGP | SOW | SOL | GA | ATT | SV% | SA | SVS | SV% |
|----|------------------|----|---------|----|----|----|----|----|-----|------|------|-----|-----|----|-----|------|------|------|------|
| 40 | * Shane Starrett | 42 | 2447:41 | 27 | 7 | 5 | 4 | 3 | 95 | 2.33 | 3 | 1 | 2 | 4 | 7 | .429 | 1156 | 1061 | .918 |
| 39 | * Dylan Wells | 12 | 717:39 | 6 | 6 | 0 | 1 | 1 | 34 | 2.84 | 0 | 0 | 0 | 0 | 0 | --- | 372 | 338 | .909 |
| 34 | * Stuart Skinner | 6 | 361:44 | 4 | 2 | 0 | 0 | 0 | 18 | 2.99 | 0 | 0 | 0 | 0 | 0 | --- | 149 | 131 | .879 |
| 35 | Al Montoya | 11 | 562:40 | 5 | 6 | 0 | 0 | 0 | 29 | 3.09 | 1 | 1 | 0 | 1 | 3 | .667 | 240 | 211 | .879 |
| | Empty Net | | 24:57 | | | | | | 4 | | | | | | | | 4 | | |
| | Totals | 68 | 4114:41 | 42 | 21 | 5 | 5 | 4 | 180 | 2.62 | 4 | 2 | 2 | 5 | 10 | .500 | 1921 | 1741 | .906 |

* indicates rookie



2018-19 Team & Individual Statistics

Belleville Senators

| # | PLAYER | POS | GP | G | A | PTS | +/- | PIM | PP | PPA | SH | SHA | GW | FG | IG | OT | UA | EN | SOG | SOA | SOGW | SO% | SHOTS | SH% |
|----|---------------------------------|-----|----|-----|-----|-----|-----|-----|----|-----|----|-----|----|----|----|----|----|----|-----|-----|------|------|-------|------|
| 7 | * Drake Batherson | RW | 59 | 22 | 40 | 62 | 15 | 39 | 6 | 16 | 0 | 0 | 1 | 4 | 4 | 0 | 1 | 2 | 1 | 7 | 0 | 14.3 | 133 | 16.5 |
| 12 | Jack Rowewald | RW | 59 | 23 | 24 | 47 | 13 | 12 | 10 | 9 | 3 | 0 | 3 | 5 | 1 | 0 | 2 | 0 | 0 | 1 | 0 | 0.0 | 142 | 16.2 |
| 22 | * Logan Brown | C | 56 | 14 | 28 | 42 | 19 | 24 | 3 | 8 | 0 | 0 | 5 | 2 | 0 | 2 | 0 | 0 | 3 | 6 | 2 | 50.0 | 108 | 13.0 |
| 21 | Nick Paul | LW | 43 | 16 | 23 | 39 | 20 | 29 | 6 | 5 | 0 | 0 | 4 | 3 | 3 | 1 | 0 | 0 | 0 | 1 | 0 | 0.0 | 97 | 16.5 |
| 41 | Filip Chlapik | C | 57 | 16 | 18 | 34 | -1 | 28 | 6 | 6 | 1 | 2 | 5 | 0 | 1 | 0 | 1 | 0 | 0 | 0 | 0 | 0.0 | 132 | 12.1 |
| 25 | Darren Archibald (total) | LW | 51 | 19 | 14 | 33 | 2 | 45 | 6 | 3 | 1 | 1 | 4 | 3 | 3 | 1 | 3 | 5 | 0 | 1 | 0 | 0.0 | 136 | 14.0 |
| | UTI | LW | 23 | 11 | 5 | 16 | 3 | 19 | 5 | 1 | 0 | 0 | 2 | 2 | 1 | 1 | 2 | 3 | 0 | 0 | 0 | 0.0 | 70 | 15.7 |
| | BEL | LW | 28 | 8 | 9 | 17 | -1 | 26 | 1 | 2 | 1 | 1 | 2 | 1 | 2 | 0 | 1 | 2 | 0 | 1 | 0 | 0.0 | 66 | 12.1 |
| 19 | Adam Tambellini | LW | 72 | 13 | 19 | 32 | -8 | 18 | 5 | 7 | 0 | 1 | 0 | 3 | 0 | 0 | 0 | 2 | 3 | 6 | 1 | 50.0 | 140 | 9.3 |
| 17 | * Erik Brannstrom (total) | D | 50 | 7 | 25 | 32 | -1 | 48 | 3 | 17 | 0 | 0 | 3 | 1 | 0 | 2 | 1 | 0 | 0 | 1 | 0 | 0.0 | 102 | 6.9 |
| | CHI | D | 41 | 7 | 21 | 28 | 1 | 36 | 3 | 13 | 0 | 0 | 3 | 1 | 0 | 2 | 1 | 0 | 0 | 1 | 0 | 0.0 | 89 | 7.9 |
| | BEL | D | 9 | 0 | 4 | 4 | -2 | 12 | 0 | 4 | 0 | 0 | 0 | 0 | 0 | 0 | 0 | 0 | 0 | 0 | 0 | 0.0 | 13 | 0.0 |
| 38 | Rudolfs Balcers | LW | 43 | 17 | 14 | 31 | -4 | 4 | 8 | 4 | 1 | 0 | 1 | 3 | 2 | 0 | 1 | 0 | 1 | 2 | 1 | 50.0 | 95 | 17.9 |
| 24 | * Christian Wolanin | D | 40 | 7 | 24 | 31 | 7 | 24 | 1 | 10 | 0 | 0 | 1 | 1 | 2 | 1 | 0 | 0 | 0 | 1 | 0 | 0.0 | 69 | 10.1 |
| 11 | * Vitaly Abramov (total) | RW | 70 | 16 | 13 | 29 | -2 | 36 | 3 | 2 | 0 | 0 | 2 | 2 | 2 | 0 | 1 | 0 | 0 | 0 | 0 | 0.0 | 154 | 10.4 |
| | CLE | RW | 52 | 12 | 10 | 22 | -2 | 28 | 2 | 0 | 0 | 0 | 2 | 1 | 1 | 0 | 1 | 0 | 0 | 0 | 0 | 0.0 | 119 | 10.1 |
| | BEL | RW | 18 | 4 | 3 | 7 | 0 | 8 | 1 | 2 | 0 | 0 | 0 | 1 | 1 | 0 | 0 | 0 | 0 | 0 | 0 | 0.0 | 35 | 11.4 |
| 27 | Stefan Elliott (total) | D | 64 | 7 | 21 | 28 | 3 | 12 | 2 | 7 | 0 | 1 | 0 | 1 | 0 | 0 | 0 | 0 | 0 | 0 | 0 | 0.0 | 113 | 6.2 |
| | WBS | D | 20 | 1 | 7 | 8 | 4 | 4 | 0 | 3 | 0 | 0 | 0 | 0 | 0 | 0 | 0 | 0 | 0 | 0 | 0 | 0.0 | 41 | 2.4 |
| | BEL | D | 44 | 6 | 14 | 20 | -1 | 8 | 2 | 4 | 0 | 1 | 0 | 1 | 0 | 0 | 0 | 0 | 0 | 0 | 0 | 0.0 | 72 | 8.3 |
| 28 | Paul Carey | LW | 29 | 5 | 22 | 27 | 0 | 16 | 1 | 9 | 0 | 0 | 2 | 1 | 0 | 0 | 0 | 0 | 0 | 0 | 0 | 0.0 | 53 | 9.4 |
| 4 | Jordan Murray | D | 54 | 9 | 17 | 26 | -2 | 38 | 4 | 6 | 0 | 1 | 1 | 0 | 0 | 0 | 1 | 0 | 0 | 0 | 0 | 0.0 | 81 | 11.1 |
| 29 | Cody Goloubeuf (total) | D | 46 | 6 | 18 | 24 | 14 | 73 | 3 | 9 | 0 | 0 | 2 | 0 | 2 | 1 | 0 | 0 | 0 | 0 | 0 | 0.0 | 95 | 6.3 |
| | PRO | D | 16 | 3 | 9 | 12 | -1 | 27 | 2 | 7 | 0 | 0 | 2 | 0 | 0 | 1 | 0 | 0 | 0 | 0 | 0 | 0.0 | 35 | 8.6 |
| | BEL | D | 30 | 3 | 9 | 12 | 15 | 46 | 1 | 2 | 0 | 0 | 0 | 0 | 2 | 0 | 0 | 0 | 0 | 0 | 0 | 0.0 | 60 | 5.0 |
| 13 | Chase Balisy | C | 76 | 7 | 15 | 22 | 3 | 36 | 1 | 0 | 0 | 4 | 4 | 0 | 1 | 3 | 0 | 0 | 0 | 0 | 0 | 0.0 | 78 | 9.0 |
| 10 | Stuart Percy | D | 41 | 2 | 17 | 19 | -1 | 32 | 0 | 7 | 0 | 0 | 0 | 0 | 0 | 0 | 0 | 0 | 0 | 0 | 0 | 0.0 | 57 | 3.5 |
| 2 | Erik Burgdoerfer | D | 64 | 5 | 13 | 18 | -18 | 44 | 0 | 0 | 1 | 0 | 0 | 1 | 0 | 0 | 1 | 0 | 0 | 0 | 0 | 0.0 | 107 | 4.7 |
| 26 | Jean-Christophe Beaudin (total) | C | 62 | 7 | 9 | 16 | -12 | 20 | 0 | 2 | 0 | 0 | 0 | 3 | 0 | 0 | 0 | 0 | 0 | 0 | 0 | 0.0 | 88 | 8.0 |
| | COL | C | 42 | 6 | 7 | 13 | -12 | 18 | 0 | 2 | 0 | 0 | 0 | 2 | 0 | 0 | 0 | 0 | 0 | 0 | 0 | 0.0 | 70 | 8.6 |
| | BEL | C | 20 | 1 | 2 | 3 | 0 | 2 | 0 | 0 | 0 | 0 | 0 | 1 | 0 | 0 | 0 | 0 | 0 | 0 | 0 | 0.0 | 18 | 5.6 |
| 37 | Morgan Klimchuk (total) | LW | 38 | 9 | 6 | 15 | -2 | 33 | 1 | 2 | 0 | 0 | 0 | 0 | 1 | 0 | 2 | 1 | 0 | 0 | 0 | 0.0 | 61 | 14.8 |
| | STK | LW | 17 | 3 | 5 | 8 | -2 | 8 | 0 | 1 | 0 | 0 | 0 | 0 | 1 | 0 | 0 | 0 | 0 | 0 | 0 | 0.0 | 36 | 8.3 |
| | TOR | LW | 13 | 2 | 0 | 2 | -3 | 21 | 0 | 0 | 0 | 0 | 0 | 0 | 0 | 0 | 1 | 1 | 0 | 0 | 0 | 0.0 | 12 | 16.7 |
| | BEL | LW | 8 | 4 | 1 | 5 | 3 | 4 | 1 | 1 | 0 | 0 | 0 | 0 | 0 | 0 | 1 | 0 | 0 | 0 | 0 | 0.0 | 13 | 30.8 |
| 6 | Andreas Englund | D | 68 | 3 | 11 | 14 | 7 | 77 | 0 | 0 | 0 | 1 | 0 | 0 | 0 | 0 | 1 | 0 | 0 | 0 | 0 | 0.0 | 33 | 9.1 |
| 16 | Joseph LaBate | LW | 70 | 8 | 5 | 13 | -12 | 106 | 0 | 0 | 0 | 1 | 0 | 4 | 0 | 0 | 0 | 0 | 0 | 0 | 0 | 0.0 | 80 | 10.0 |
| 17 | Max McCormick | LW | 20 | 7 | 5 | 12 | 4 | 19 | 1 | 1 | 0 | 0 | 0 | 1 | 0 | 0 | 0 | 1 | 0 | 0 | 0 | 0.0 | 39 | 17.9 |
| 15 | Austin Fyten (total) | C | 51 | 4 | 6 | 10 | -12 | 55 | 0 | 0 | 1 | 0 | 0 | 0 | 1 | 0 | 1 | 0 | 0 | 0 | 0 | 0.0 | 44 | 9.1 |
| | PRO | C | 45 | 3 | 6 | 9 | -11 | 55 | 0 | 0 | 1 | 0 | 0 | 0 | 1 | 0 | 1 | 0 | 0 | 0 | 0 | 0.0 | 41 | 7.3 |
| | BEL | C | 6 | 1 | 0 | 1 | -1 | 0 | 0 | 0 | 0 | 0 | 0 | 0 | 0 | 0 | 0 | 0 | 0 | 0 | 0 | 0.0 | 3 | 33.3 |
| 9 | * Aaron Luchuk | C | 27 | 4 | 5 | 9 | 1 | 0 | 0 | 1 | 0 | 0 | 0 | 0 | 0 | 0 | 1 | 0 | 0 | 1 | 0 | 0.0 | 37 | 10.8 |
| 11 | Gabriel Gagne | RW | 33 | 4 | 5 | 9 | -2 | 8 | 0 | 3 | 0 | 0 | 0 | 2 | 0 | 0 | 0 | 0 | 0 | 1 | 0 | 0.0 | 59 | 6.8 |
| 23 | Patrick Sieloff | D | 45 | 1 | 8 | 9 | -3 | 73 | 0 | 0 | 1 | 0 | 1 | 0 | 0 | 0 | 0 | 0 | 0 | 0 | 0 | 0.0 | 23 | 4.3 |
| 26 | Ben Sexton | RW | 17 | 0 | 9 | 9 | 1 | 16 | 0 | 3 | 0 | 1 | 0 | 0 | 0 | 0 | 0 | 0 | 0 | 0 | 0 | 0.0 | 29 | 0.0 |
| 44 | Justin Falk (total) | D | 26 | 2 | 5 | 7 | 4 | 16 | 0 | 0 | 0 | 1 | 1 | 0 | 0 | 0 | 0 | 0 | 0 | 0 | 0 | 0.0 | 27 | 7.4 |
| | COL | D | 8 | 1 | 1 | 2 | 2 | 6 | 0 | 0 | 0 | 1 | 0 | 0 | 0 | 0 | 0 | 0 | 0 | 0 | 0 | 0.0 | 13 | 7.7 |
| | BEL | D | 18 | 1 | 4 | 5 | 2 | 10 | 0 | 0 | 0 | 0 | 1 | 0 | 0 | 0 | 0 | 0 | 0 | 0 | 0 | 0.0 | 14 | 7.1 |
| 46 | Francois Beauchemin | LW | 40 | 4 | 2 | 6 | -8 | 26 | 0 | 0 | 0 | 0 | 1 | 1 | 0 | 0 | 1 | 0 | 0 | 0 | 0 | 0.0 | 21 | 19.0 |
| 20 | Tobias Lindberg | RW | 29 | 3 | 3 | 6 | -1 | 6 | 0 | 0 | 0 | 1 | 0 | 0 | 0 | 0 | 0 | 0 | 0 | 0 | 0 | 0.0 | 29 | 10.3 |
| 23 | * Andrew Sturtz | RW | 15 | 2 | 4 | 6 | 0 | 12 | 0 | 1 | 0 | 0 | 0 | 0 | 0 | 0 | 0 | 0 | 0 | 0 | 0 | 0.0 | 18 | 11.1 |
| 18 | * Boston Leier | LW | 34 | 1 | 5 | 6 | -2 | 10 | 0 | 0 | 0 | 0 | 1 | 0 | 0 | 0 | 0 | 0 | 0 | 0 | 0 | 0.0 | 23 | 4.3 |
| 33 | Julius Bergman | D | 33 | 0 | 6 | 6 | -9 | 12 | 0 | 1 | 0 | 0 | 0 | 0 | 0 | 0 | 0 | 0 | 0 | 0 | 0 | 0.0 | 27 | 0.0 |
| 28 | Chris Carlisle (total) | D | 14 | 0 | 4 | 4 | 3 | 15 | 0 | 0 | 0 | 0 | 0 | 0 | 0 | 0 | 0 | 0 | 0 | 0 | 0 | 0.0 | 20 | 0.0 |
| | GR | D | 2 | 0 | 1 | 1 | 0 | 7 | 0 | 0 | 0 | 0 | 0 | 0 | 0 | 0 | 0 | 0 | 0 | 0 | 0 | 0.0 | 0 | 0.0 |
| | PRO | D | 2 | 0 | 0 | 0 | 0 | 2 | 0 | 0 | 0 | 0 | 0 | 0 | 0 | 0 | 0 | 0 | 0 | 0 | 0 | 0.0 | 3 | 0.0 |
| | BEL | D | 10 | 0 | 3 | 3 | 3 | 6 | 0 | 0 | 0 | 0 | 0 | 0 | 0 | 0 | 0 | 0 | 0 | 0 | 0 | 0.0 | 17 | 0.0 |
| 14 | Jim O'Brien | C | 11 | 1 | 2 | 3 | 1 | 4 | 0 | 0 | 0 | 0 | 0 | 0 | 0 | 0 | 0 | 0 | 0 | 0 | 0 | 0.0 | 15 | 6.7 |
| 34 | Daniel Ciampini | C | 19 | 1 | 2 | 3 | 0 | 2 | 0 | 0 | 0 | 0 | 0 | 0 | 1 | 0 | 0 | 0 | 0 | 0 | 0 | 0.0 | 10 | 10.0 |
| 39 | Justin Auger (total) | RW | 11 | 2 | 0 | 2 | -1 | 6 | 0 | 0 | 0 | 0 | 0 | 2 | 0 | 0 | 0 | 0 | 0 | 0 | 0 | 0.0 | 15 | 13.3 |
| | RFD | RW | 9 | 2 | 0 | 2 | 0 | 6 | 0 | 0 | 0 | 0 | 0 | 2 | 0 | 0 | 0 | 0 | 0 | 0 | 0 | 0.0 | 13 | 15.4 |
| | BEL | RW | 2 | 0 | 0 | 0 | -1 | 0 | 0 | 0 | 0 | 0 | 0 | 0 | 0 | 0 | 0 | 0 | 0 | 0 | 0 | 0.0 | 2 | 0.0 |
| 3 | Jonathan Racine | D | 9 | 1 | 0 | 1 | -2 | 13 | 0 | 0 | 0 | 0 | 0 | 1 | 0 | 0 | 0 | 0 | 0 | 0 | 0 | 0.0 | 5 | 20.0 |
| 8 | Maxime Lajoie | D | 3 | 0 | 1 | 1 | 2 | 0 | 0 | 0 | 0 | 0 | 0 | 0 | 0 | 0 | 0 | 0 | 0 | 0 | 0 | 0.0 | 3 | 0.0 |
| 1 | * Marcus Hogberg | G | 39 | 0 | 1 | 1 | 0 | 0 | 0 | 0 | 0 | 0 | 0 | 0 | 0 | 0 | 0 | 0 | 0 | 0 | 0 | 0.0 | 0 | 0.0 |
| 39 | * Alex Breton | D | 1 | 0 | 0 | 0 | -2 | 0 | 0 | 0 | 0 | 0 | 0 | 0 | 0 | 0 | 0 | 0 | 0 | 0 | 0 | 0.0 | 0 | 0.0 |
| 35 | Mike Condon | G | 1 | 0 | 0 | 0 | 0 | 0 | 0 | 0 | 0 | 0 | 0 | 0 | 0 | 0 | 0 | 0 | 0 | 0 | 0 | 0.0 | 0 | 0.0 |
| 15 | Christian Jaros | D | 1 | 0 | 0 | 0 | 0 | 0 | 0 | 0 | 0 | 0 | 0 | 0 | 0 | 0 | 0 | 0 | 0 | 0 | 0 | 0.0 | 1 | 0.0 |
| 31 | * Jake Paterson | G | 4 | 0 | 0 | 0 | 0 | 0 | 0 | 0 | 0 | 0 | 0 | 0 | 0 | 0 | 0 | 0 | 0 | 0 | 0 | 0.0 | 0 | 0.0 |
| 56 | Mike McKenna | G | 6 | 0 | 0 | 0 | 0 | 0 | 0 | 0 | 0 | 0 | 0 | 0 | 0 | 0 | 0 | 0 | 0 | 0 | 0 | 0.0 | 0 | 0.0 |
| 9 | * Ryan Scarfo | C | 6 | 0 | 0 | 0 | -2 | 2 | 0 | 0 | 0 | 0 | 0 | 0 | 0 | 0 | 0 | 0 | 0 | 0 | 0 | 0.0 | 3 | 0.0 |
| 30 | * Filip Gustavsson | G | 31 | 0 | 0 | 0 | 0 | 0 | 0 | 0 | 0 | 0 | 0 | 0 | 0 | 0 | 0 | 0 | 0 | 0 | 0 | 0.0 | 0 | 0.0 |
| | BENCH | | 76 | 4 | | | | 18 | | | | | | | | | | | | | | 0.0 | 4 | |
| | TOTALS | | 76 | 228 | 397 | 621 | 69 | 870 | 58 | 112 | 8 | 14 | 33 | 37 | 20 | | | | | | | | | |

2018-19 Team & Individual Statistics

Binghamton Devils

| # | PLAYER | POS | GP | G | A | PTS | +/- | PIM | PP | PPA | SH | SHA | GW | FG | IG | OT | UA | EN | SOG | SOA | SOGW | SO% | SHOTS | SH% |
|----|---------------------------|-----|----|-----|-----|-----|------|------|----|-----|----|-----|----|----|----|----|----|----|-----|-----|------|-------|-------|------|
| 19 | Blake Pietila | LW | 50 | 20 | 26 | 46 | -24 | 42 | 7 | 15 | 2 | 1 | 2 | 7 | 1 | 0 | 1 | 1 | 0 | 0 | 0 | 0.0 | 135 | 14.8 |
| 17 | John Quenneville | RW | 37 | 18 | 21 | 39 | -2 | 41 | 8 | 5 | 1 | 0 | 1 | 3 | 0 | 1 | 0 | 0 | 0 | 1 | 0 | 0.0 | 111 | 16.2 |
| 28 | Brandon Gignac | LW | 66 | 12 | 24 | 36 | -18 | 28 | 2 | 12 | 0 | 1 | 3 | 1 | 0 | 1 | 2 | 1 | 0 | 0 | 0 | 0.0 | 84 | 14.3 |
| 25 | Nick Lappin | RW | 56 | 19 | 15 | 34 | -26 | 25 | 7 | 7 | 0 | 0 | 4 | 4 | 3 | 0 | 1 | 2 | 0 | 0 | 0 | 0.0 | 134 | 14.2 |
| 9 | * Michael McLeod | C | 55 | 6 | 27 | 33 | -1 | 43 | 0 | 7 | 0 | 1 | 0 | 0 | 1 | 0 | 0 | 1 | 0 | 0 | 0 | 0.0 | 74 | 8.1 |
| 55 | John Ramage | D | 74 | 12 | 19 | 31 | -21 | 59 | 2 | 5 | 0 | 1 | 3 | 4 | 1 | 0 | 0 | 0 | 0 | 0 | 0 | 0.0 | 139 | 8.6 |
| 6 | Colton White | D | 71 | 7 | 23 | 30 | -16 | 29 | 4 | 9 | 0 | 0 | 2 | 0 | 0 | 2 | 1 | 0 | 0 | 0 | 0 | 0.0 | 101 | 6.9 |
| 27 | * Marian Studenic | RW | 64 | 13 | 15 | 28 | -9 | 18 | 1 | 1 | 0 | 0 | 2 | 4 | 0 | 1 | 0 | 0 | 0 | 1 | 0 | 0.0 | 76 | 17.1 |
| 4 | Ryan Murphy (total) | D | 58 | 3 | 22 | 25 | -14 | 20 | 1 | 15 | 0 | 0 | 1 | 1 | 0 | 0 | 1 | 1 | 0 | 0 | 0 | 0.0 | 81 | 3.7 |
| | IA | D | 35 | 3 | 12 | 15 | 2 | 12 | 1 | 7 | 0 | 0 | 1 | 1 | 0 | 0 | 1 | 1 | 0 | 0 | 0 | 0.0 | 48 | 6.3 |
| | BNG | D | 23 | 0 | 10 | 10 | -16 | 8 | 0 | 8 | 0 | 0 | 0 | 0 | 0 | 0 | 0 | 0 | 0 | 0 | 0 | 0.0 | 33 | 0.0 |
| 42 | Nathan Bastian | RW | 58 | 18 | 6 | 24 | 9 | 63 | 5 | 0 | 0 | 0 | 3 | 2 | 0 | 1 | 1 | 1 | 1 | 1 | 1 | 100.0 | 133 | 13.5 |
| 10 | * Ryan Schmelzer | C | 66 | 14 | 10 | 24 | -14 | 42 | 4 | 3 | 1 | 0 | 0 | 4 | 1 | 0 | 0 | 1 | 0 | 0 | 0 | 0.0 | 111 | 12.6 |
| 26 | Eric Tangradi | LW | 41 | 10 | 14 | 24 | -16 | 49 | 3 | 6 | 1 | 0 | 2 | 2 | 1 | 0 | 1 | 0 | 0 | 0 | 0 | 0.0 | 106 | 9.4 |
| 11 | * Brett Seney | C | 26 | 3 | 16 | 19 | -19 | 48 | 0 | 7 | 1 | 0 | 0 | 0 | 0 | 0 | 1 | 0 | 0 | 0 | 0 | 0.0 | 47 | 6.4 |
| 22 | * Egor Sharangovich | C | 68 | 9 | 8 | 17 | -17 | 14 | 0 | 1 | 1 | 0 | 2 | 1 | 1 | 0 | 2 | 1 | 0 | 0 | 0 | 0.0 | 88 | 10.2 |
| 21 | Kevin Rooney | C | 38 | 1 | 16 | 17 | -11 | 26 | 1 | 2 | 0 | 2 | 0 | 0 | 0 | 0 | 0 | 0 | 0 | 0 | 0 | 0.0 | 55 | 1.8 |
| 32 | Michael Kapla | D | 45 | 1 | 15 | 16 | -6 | 10 | 1 | 4 | 0 | 0 | 0 | 0 | 0 | 0 | 0 | 0 | 0 | 0 | 0 | 0.0 | 42 | 2.4 |
| 44 | Egor Yakovlev | D | 19 | 0 | 16 | 16 | -8 | 6 | 0 | 6 | 0 | 0 | 0 | 0 | 0 | 0 | 0 | 0 | 0 | 0 | 0 | 0.0 | 31 | 0.0 |
| 8 | Josh Jacobs | D | 69 | 3 | 10 | 13 | -7 | 42 | 0 | 0 | 0 | 0 | 0 | 0 | 1 | 0 | 0 | 0 | 0 | 0 | 0 | 0.0 | 89 | 3.4 |
| 5 | * Colby Sissons | D | 38 | 2 | 9 | 11 | -7 | 22 | 0 | 3 | 0 | 0 | 0 | 0 | 0 | 0 | 0 | 0 | 0 | 0 | 0 | 0.0 | 29 | 6.9 |
| 15 | Nick Saracino | LW | 38 | 6 | 4 | 10 | -15 | 20 | 3 | 1 | 0 | 0 | 1 | 0 | 0 | 0 | 1 | 0 | 0 | 0 | 0 | 0.0 | 52 | 11.5 |
| 13 | Brandon Baddock | LW | 67 | 3 | 7 | 10 | -6 | 154 | 0 | 0 | 0 | 0 | 0 | 1 | 1 | 0 | 0 | 0 | 0 | 0 | 0 | 0.0 | 47 | 6.4 |
| 18 | Blake Speers | C | 43 | 3 | 5 | 8 | -11 | 24 | 1 | 0 | 0 | 1 | 0 | 1 | 0 | 0 | 0 | 0 | 0 | 0 | 0 | 0.0 | 45 | 6.7 |
| 2 | Eric Gryba | D | 47 | 2 | 5 | 7 | -19 | 96 | 0 | 1 | 1 | 0 | 0 | 1 | 0 | 0 | 1 | 0 | 0 | 0 | 0 | 0.0 | 52 | 3.8 |
| 23 | Sam Kurker (total) | RW | 22 | 3 | 3 | 6 | -3 | 16 | 0 | 0 | 0 | 0 | 0 | 1 | 0 | 0 | 0 | 0 | 0 | 0 | 0 | 0.0 | 30 | 10.0 |
| | ONT | RW | 15 | 2 | 2 | 4 | 0 | 8 | 0 | 0 | 0 | 0 | 0 | 1 | 0 | 0 | 0 | 0 | 0 | 0 | 0 | 0.0 | 22 | 9.1 |
| | BNG | RW | 7 | 1 | 1 | 2 | -3 | 8 | 0 | 0 | 0 | 0 | 0 | 0 | 0 | 0 | 0 | 0 | 0 | 0 | 0 | 0.0 | 8 | 12.5 |
| 14 | * Joey Anderson | RW | 13 | 2 | 4 | 6 | -2 | 5 | 1 | 0 | 0 | 0 | 1 | 0 | 0 | 0 | 0 | 0 | 0 | 0 | 0 | 0.0 | 25 | 8.0 |
| 39 | Kurtis Gabriel | RW | 32 | 2 | 4 | 6 | -1 | 28 | 0 | 0 | 0 | 0 | 0 | 0 | 0 | 1 | 0 | 0 | 0 | 0 | 0 | 0.0 | 20 | 10.0 |
| 32 | * Nikita Popugaev | LW | 17 | 3 | 2 | 5 | -9 | 2 | 3 | 0 | 0 | 0 | 0 | 0 | 0 | 0 | 0 | 0 | 0 | 0 | 0 | 0.0 | 19 | 15.8 |
| 24 | Pavel Zacha | C | 4 | 0 | 5 | 5 | 2 | 2 | 0 | 1 | 0 | 0 | 0 | 0 | 0 | 0 | 0 | 0 | 0 | 0 | 0 | 0.0 | 13 | 0.0 |
| 37 | Alex Krushelnyski (total) | LW | 32 | 2 | 2 | 4 | -8 | 8 | 0 | 0 | 0 | 0 | 0 | 1 | 0 | 0 | 0 | 0 | 0 | 0 | 0 | 0.0 | 35 | 5.7 |
| | LV | LW | 20 | 0 | 2 | 2 | -6 | 4 | 0 | 0 | 0 | 0 | 0 | 0 | 0 | 0 | 0 | 0 | 0 | 0 | 0 | 0.0 | 17 | 0.0 |
| | BNG | LW | 12 | 2 | 0 | 2 | -2 | 4 | 0 | 0 | 0 | 0 | 0 | 1 | 0 | 0 | 0 | 0 | 0 | 0 | 0 | 0.0 | 18 | 11.1 |
| 20 | * John Edwardh | RW | 10 | 3 | 0 | 3 | -8 | 2 | 0 | 0 | 0 | 0 | 0 | 1 | 0 | 0 | 0 | 0 | 0 | 0 | 0 | 0.0 | 11 | 27.3 |
| 3 | * Tariq Hammond | D | 43 | 1 | 2 | 3 | -5 | 18 | 0 | 0 | 0 | 0 | 0 | 0 | 0 | 0 | 0 | 0 | 0 | 0 | 0 | 0.0 | 40 | 2.5 |
| 38 | * Jeremy Groleau | D | 5 | 1 | 1 | 2 | -2 | 0 | 0 | 0 | 0 | 0 | 0 | 0 | 0 | 0 | 0 | 0 | 0 | 0 | 0 | 0.0 | 5 | 20.0 |
| 24 | * Ludvig Larsson | F | 7 | 1 | 1 | 2 | -1 | 0 | 0 | 0 | 0 | 0 | 0 | 0 | 0 | 0 | 1 | 0 | 0 | 0 | 0 | 0.0 | 19 | 5.3 |
| 24 | Brian Ward | C | 17 | 1 | 1 | 2 | 1 | 8 | 0 | 0 | 0 | 0 | 0 | 0 | 0 | 0 | 0 | 0 | 0 | 0 | 0 | 0.0 | 10 | 10.0 |
| 16 | Desmond Bergin (total) | D | 18 | 0 | 2 | 2 | -2 | 4 | 0 | 0 | 0 | 0 | 0 | 0 | 0 | 0 | 0 | 0 | 0 | 0 | 0 | 0.0 | 19 | 0.0 |
| | PRO | D | 6 | 0 | 0 | 0 | 1 | 2 | 0 | 0 | 0 | 0 | 0 | 0 | 0 | 0 | 0 | 0 | 0 | 0 | 0 | 0.0 | 5 | 0.0 |
| | MIL | D | 2 | 0 | 0 | 0 | 1 | 2 | 0 | 0 | 0 | 0 | 0 | 0 | 0 | 0 | 0 | 0 | 0 | 0 | 0 | 0.0 | 2 | 0.0 |
| | BNG | D | 10 | 0 | 2 | 2 | -4 | 0 | 0 | 0 | 0 | 0 | 0 | 0 | 0 | 0 | 0 | 0 | 0 | 0 | 0 | 0.0 | 12 | 0.0 |
| 15 | * Conor Riley | F | 2 | 1 | 0 | 1 | 1 | 2 | 0 | 0 | 0 | 0 | 0 | 0 | 0 | 0 | 0 | 0 | 0 | 0 | 0 | 0.0 | 3 | 33.3 |
| 43 | Nick Sorkin | F | 7 | 0 | 1 | 1 | -2 | 0 | 0 | 0 | 0 | 0 | 0 | 0 | 0 | 0 | 0 | 0 | 0 | 0 | 0 | 0.0 | 7 | 0.0 |
| 33 | * Cam Johnson | G | 29 | 0 | 1 | 1 | 0 | 2 | 0 | 0 | 0 | 0 | 0 | 0 | 0 | 0 | 0 | 0 | 0 | 0 | 0 | 0.0 | 0 | 0.0 |
| 16 | Michael Doherty | LW | 1 | 0 | 0 | 0 | 0 | 0 | 0 | 0 | 0 | 0 | 0 | 0 | 0 | 0 | 0 | 0 | 0 | 0 | 0 | 0.0 | 1 | 0.0 |
| 1 | Colton Phinney | G | 1 | 0 | 0 | 0 | 0 | 0 | 0 | 0 | 0 | 0 | 0 | 0 | 0 | 0 | 0 | 0 | 0 | 0 | 0 | 0.0 | 0 | 0.0 |
| 40 | * Logan Thompson | G | 1 | 0 | 0 | 0 | 0 | 0 | 0 | 0 | 0 | 0 | 0 | 0 | 0 | 0 | 0 | 0 | 0 | 0 | 0 | 0.0 | 0 | 0.0 |
| 12 | * Ryan Walker | F | 1 | 0 | 0 | 0 | 0 | 0 | 0 | 0 | 0 | 0 | 0 | 0 | 0 | 0 | 0 | 0 | 0 | 0 | 0 | 0.0 | 4 | 0.0 |
| 32 | Greg Wolfe | C | 2 | 0 | 0 | 0 | 0 | 0 | 0 | 0 | 0 | 0 | 0 | 0 | 0 | 0 | 0 | 0 | 0 | 0 | 0 | 0.0 | 1 | 0.0 |
| 16 | Steven Santini | D | 3 | 0 | 0 | 0 | -1 | 0 | 0 | 0 | 0 | 0 | 0 | 0 | 0 | 0 | 0 | 0 | 0 | 0 | 0 | 0.0 | 3 | 0.0 |
| 23 | * J.D. Dudek | F | 5 | 0 | 0 | 0 | -2 | 2 | 0 | 0 | 0 | 0 | 0 | 0 | 0 | 0 | 0 | 0 | 0 | 0 | 0 | 0.0 | 9 | 0.0 |
| 31 | Eddie Lack | G | 6 | 0 | 0 | 0 | 0 | 2 | 0 | 0 | 0 | 0 | 0 | 0 | 0 | 0 | 0 | 0 | 0 | 0 | 0 | 0.0 | 0 | 0.0 |
| 35 | Cory Schneider | G | 8 | 0 | 0 | 0 | 0 | 0 | 0 | 0 | 0 | 0 | 0 | 0 | 0 | 0 | 0 | 0 | 0 | 0 | 0 | 0.0 | 0 | 0.0 |
| 7 | Brian Strait | D | 10 | 0 | 0 | 0 | -2 | 8 | 0 | 0 | 0 | 0 | 0 | 0 | 0 | 0 | 0 | 0 | 0 | 0 | 0 | 0.0 | 5 | 0.0 |
| 1 | * Evan Cormier | G | 15 | 0 | 0 | 0 | 0 | 0 | 0 | 0 | 0 | 0 | 0 | 0 | 0 | 0 | 0 | 0 | 0 | 0 | 0 | 0.0 | 0 | 0.0 |
| 29 | Mackenzie Blackwood | G | 20 | 0 | 0 | 0 | 0 | 2 | 0 | 0 | 0 | 0 | 0 | 0 | 0 | 0 | 0 | 0 | 0 | 0 | 0 | 0.0 | 0 | 0.0 |
| | BENCH | | 76 | 1 | | | | 26 | | | | | | | | | | | | | | 0.0 | 1 | |
| | TOTALS | | 76 | 201 | 346 | 546 | -320 | 1030 | 53 | 104 | 8 | 7 | 27 | 37 | 12 | 6 | 13 | 8 | 1 | 3 | 1 | 33.3 | 2048 | 9.8 |

----- SHOOTOUTS -----

| # | GOALIE | GP | MIN | W | L | OT | SO | EN | GA | GAA | SOGP | SOW | SOL | GA | ATT | SV% | SA | SVS | SV% |
|----|---------------------|----|---------|----|----|----|----|----|-----|------|------|-----|-----|----|-----|-------|------|------|------|
| 1 | Colton Phinney | 1 | 3:53 | 0 | 0 | 0 | 0 | 0 | 0 | 0.00 | 0 | 0 | 0 | 0 | 0 | --- | 0 | 0 | --- |
| 29 | Mackenzie Blackwood | 20 | 1138:53 | 8 | 10 | 1 | 1 | 7 | 56 | 2.95 | 0 | 0 | 0 | 0 | 0 | --- | 571 | 515 | .902 |
| 1 | * Evan Cormier | 15 | 831:45 | 5 | 8 | 0 | 1 | 4 | 41 | 2.96 | 0 | 0 | 0 | 0 | 0 | --- | 419 | 378 | .902 |
| 35 | Cory Schneider | 8 | 481:56 | 2 | 4 | 2 | 0 | 2 | 26 | 3.24 | 1 | 1 | 0 | 0 | 3 | 1.000 | 219 | 193 | .881 |
| 33 | * Cam Johnson | 29 | 1694:54 | 11 | 15 | 3 | 1 | 5 | 107 | 3.79 | 0 | 0 | 0 | 0 | 0 | --- | 839 | 732 | .872 |
| 31 | Eddie Lack | 6 | 350:55 | 2 | 3 | 1 | 0 | 1 | 24 | 4.10 | 0 | 0 | 0 | 0 | 0 | --- | 175 | 151 | .863 |
| 40 | * Logan Thompson | 1 | 59:41 | 0 | 1 | 0 | 0 | 0 | 5 | 5.03 | 0 | 0 | 0 | 0 | 0 | --- | 27 | 22 | .815 |
| | Empty Net | | 42:11 | | | | | | 19 | | | | | | | | 19 | | |
| | Totals | 76 | 4604:08 | 28 | 41 | 7 | 3 | 19 | 278 | 3.62 | 1 | 1 | 0 | 0 | 3 | 1.000 | 2269 | 1991 | .877 |



2018-19 Team & Individual Statistics

Bridgeport Sound Tigers

| # | PLAYER | POS | GP | G | A | PTS | +/- | PIM | PP | PPA | SH | SHA | GW | FG | IG | OT | UA | EN | SOG | SOA | SOGW | SO% | SHOTS | SH% |
|----|-----------------------|-----|----|-----|-----|-----|-----|------|----|-----|----|-----|----|----|----|----|----|----|-----|-----|------|-------|-------|------|
| 7 | Chris Bourque | LW | 72 | 15 | 39 | 54 | 4 | 52 | 6 | 15 | 0 | 0 | 5 | 2 | 0 | 0 | 0 | 2 | 4 | 9 | 2 | 44.4 | 164 | 9.1 |
| 12 | * Otto Koivula | LW | 69 | 21 | 25 | 46 | 14 | 28 | 4 | 5 | 0 | 0 | 3 | 5 | 1 | 1 | 1 | 2 | 1 | 4 | 1 | 25.0 | 103 | 20.4 |
| 28 | Sebastian Aho | D | 67 | 9 | 37 | 46 | 4 | 36 | 4 | 16 | 0 | 0 | 3 | 3 | 0 | 0 | 0 | 0 | 0 | 0 | 0 | 0.0 | 140 | 6.4 |
| 24 | Travis St. Denis | C | 75 | 17 | 26 | 43 | -10 | 105 | 8 | 7 | 0 | 0 | 5 | 2 | 1 | 2 | 2 | 0 | 0 | 3 | 0 | 0.0 | 135 | 12.6 |
| 26 | Josh Ho-Sang | RW | 56 | 8 | 35 | 43 | -6 | 18 | 2 | 13 | 0 | 0 | 2 | 0 | 1 | 1 | 1 | 1 | 0 | 0 | 0 | 0.0 | 59 | 13.6 |
| 37 | Steve Bernier | RW | 62 | 24 | 18 | 42 | 9 | 87 | 10 | 6 | 0 | 0 | 6 | 3 | 0 | 0 | 0 | 0 | 0 | 0 | 0 | 0.0 | 103 | 23.3 |
| 11 | Tanner Fritz | RW | 57 | 12 | 25 | 37 | 8 | 20 | 5 | 5 | 0 | 0 | 2 | 1 | 0 | 1 | 0 | 1 | 1 | 1 | 1 | 100.0 | 106 | 11.3 |
| 17 | Michael Dal Colle | LW | 34 | 18 | 16 | 34 | 11 | 20 | 6 | 8 | 0 | 0 | 1 | 6 | 1 | 1 | 0 | 0 | 1 | 1 | 1 | 100.0 | 74 | 24.3 |
| 4 | Mitchell Vande Sompel | D | 70 | 10 | 21 | 31 | 4 | 28 | 3 | 8 | 0 | 0 | 1 | 1 | 0 | 1 | 1 | 0 | 0 | 3 | 0 | 0.0 | 112 | 8.9 |
| 27 | Parker Wotherspoon | D | 64 | 6 | 17 | 23 | 7 | 51 | 0 | 0 | 0 | 0 | 1 | 0 | 2 | 1 | 0 | 0 | 0 | 0 | 0 | 0.0 | 78 | 7.7 |
| 36 | * Jeff Kubiak | C | 54 | 9 | 12 | 21 | 14 | 22 | 1 | 0 | 0 | 0 | 0 | 2 | 1 | 0 | 0 | 0 | 0 | 0 | 0 | 0.0 | 57 | 15.8 |
| 15 | * Kieffer Bellows | LW | 73 | 12 | 7 | 19 | -20 | 101 | 2 | 3 | 0 | 0 | 0 | 4 | 1 | 0 | 1 | 0 | 1 | 2 | 1 | 50.0 | 141 | 8.5 |
| 25 | Devon Toews | D | 24 | 5 | 14 | 19 | -2 | 16 | 3 | 8 | 0 | 0 | 0 | 3 | 0 | 0 | 0 | 0 | 0 | 0 | 0 | 0.0 | 53 | 9.4 |
| 10 | Ryan Bourque | LW | 60 | 6 | 10 | 16 | 10 | 39 | 0 | 0 | 0 | 0 | 0 | 3 | 0 | 0 | 1 | 0 | 0 | 0 | 0 | 0.0 | 62 | 9.7 |
| 14 | Matt Lorito | LW | 23 | 5 | 11 | 16 | 6 | 12 | 0 | 6 | 0 | 0 | 1 | 0 | 2 | 0 | 0 | 1 | 1 | 2 | 0 | 50.0 | 45 | 11.1 |
| 16 | Mike Siso | RW | 39 | 6 | 9 | 15 | -12 | 14 | 2 | 5 | 0 | 0 | 1 | 1 | 1 | 1 | 0 | 1 | 0 | 0 | 0 | 0.0 | 84 | 7.1 |
| 8 | Kyle Burroughs | D | 69 | 4 | 11 | 15 | 13 | 103 | 0 | 0 | 0 | 1 | 0 | 0 | 1 | 0 | 0 | 0 | 0 | 0 | 0 | 0.0 | 97 | 4.1 |
| 2 | Seth Helgeson | D | 74 | 1 | 13 | 14 | -4 | 132 | 0 | 0 | 0 | 0 | 0 | 0 | 0 | 0 | 0 | 0 | 0 | 0 | 0 | 0.0 | 79 | 1.3 |
| 29 | Connor Jones | C | 67 | 6 | 7 | 13 | 4 | 55 | 0 | 0 | 1 | 0 | 1 | 1 | 0 | 0 | 1 | 0 | 0 | 1 | 0 | 0.0 | 75 | 8.0 |
| 3 | Chris Casto | D | 43 | 4 | 9 | 13 | 10 | 21 | 0 | 0 | 0 | 0 | 1 | 2 | 0 | 0 | 0 | 0 | 0 | 0 | 0 | 0.0 | 66 | 6.1 |
| 20 | Scott Eansor | C | 40 | 7 | 2 | 9 | 0 | 28 | 0 | 0 | 1 | 0 | 3 | 2 | 0 | 0 | 1 | 0 | 0 | 0 | 0 | 0.0 | 57 | 12.3 |
| 6 | Yannick Rathgeb | D | 32 | 4 | 5 | 9 | -6 | 33 | 1 | 0 | 0 | 0 | 0 | 0 | 0 | 0 | 0 | 0 | 0 | 0 | 0 | 0.0 | 53 | 7.5 |
| 21 | Ben Holmstrom | C | 40 | 3 | 5 | 8 | -6 | 25 | 0 | 0 | 0 | 0 | 0 | 0 | 0 | 0 | 0 | 0 | 0 | 0 | 0 | 0.0 | 53 | 5.7 |
| 18 | John Stevens | C | 25 | 3 | 4 | 7 | 2 | 21 | 0 | 0 | 1 | 0 | 0 | 0 | 0 | 0 | 0 | 1 | 0 | 0 | 0 | 0.0 | 26 | 11.5 |
| 44 | * Grant Hutton | D | 9 | 1 | 5 | 6 | -3 | 2 | 1 | 3 | 0 | 0 | 0 | 1 | 0 | 0 | 0 | 0 | 0 | 0 | 0 | 0.0 | 22 | 4.5 |
| 25 | Andrew Ladd | LW | 2 | 1 | 4 | 5 | 5 | 2 | 0 | 0 | 0 | 0 | 0 | 0 | 0 | 0 | 0 | 0 | 0 | 0 | 0 | 0.0 | 3 | 33.3 |
| 44 | Thomas Hickey | D | 2 | 2 | 2 | 4 | 2 | 0 | 0 | 0 | 0 | 0 | 0 | 0 | 0 | 0 | 0 | 0 | 0 | 0 | 0 | 0.0 | 5 | 40.0 |
| 13 | Stephen Gionta | C | 26 | 2 | 2 | 4 | 4 | 8 | 0 | 0 | 1 | 0 | 1 | 0 | 1 | 0 | 0 | 1 | 0 | 0 | 0 | 0.0 | 31 | 6.5 |
| 40 | * Matt Gaudreau | RW | 8 | 1 | 3 | 4 | -2 | 2 | 0 | 2 | 0 | 0 | 0 | 0 | 0 | 0 | 0 | 0 | 0 | 0 | 0 | 0.0 | 9 | 11.1 |
| 34 | * Ryan Hitchcock | LW | 20 | 0 | 4 | 4 | -5 | 0 | 0 | 1 | 0 | 0 | 0 | 0 | 0 | 0 | 0 | 0 | 0 | 0 | 0 | 0.0 | 22 | 0.0 |
| 14 | Tom Kuhnhackl | F | 1 | 2 | 1 | 3 | 3 | 0 | 0 | 0 | 0 | 0 | 0 | 0 | 1 | 0 | 1 | 0 | 0 | 0 | 0 | 0.0 | 3 | 66.7 |
| 38 | * Oliver Wahlstrom | RW | 5 | 2 | 1 | 3 | -3 | 9 | 1 | 1 | 0 | 0 | 0 | 0 | 1 | 0 | 0 | 0 | 0 | 0 | 0 | 0.0 | 16 | 12.5 |
| 33 | Christopher Gibson | G | 40 | 0 | 3 | 3 | 0 | 10 | 0 | 1 | 0 | 0 | 0 | 0 | 0 | 0 | 0 | 0 | 0 | 0 | 0 | 0.0 | 0 | 0.0 |
| 35 | Jeremy Smith | G | 43 | 0 | 2 | 2 | 0 | 0 | 0 | 1 | 0 | 1 | 0 | 0 | 0 | 0 | 0 | 0 | 0 | 0 | 0 | 0.0 | 0 | 0.0 |
| 42 | * Robert Carpenter | C | 2 | 1 | 0 | 1 | 1 | 2 | 0 | 0 | 0 | 0 | 0 | 0 | 0 | 0 | 0 | 0 | 0 | 0 | 0 | 0.0 | 3 | 33.3 |
| 39 | * Mitch Gillam | G | 1 | 0 | 0 | 0 | 0 | 0 | 0 | 0 | 0 | 0 | 0 | 0 | 0 | 0 | 0 | 0 | 0 | 0 | 0 | 0.0 | 0 | 0.0 |
| 41 | Mike Cornell | D | 4 | 0 | 0 | 0 | 0 | 9 | 0 | 0 | 0 | 0 | 0 | 0 | 0 | 0 | 0 | 0 | 0 | 0 | 0 | 0.0 | 4 | 0.0 |
| | BENCH | | 76 | 6 | | | | 14 | | | | | | | | | | | | | | 0.0 | 6 | |
| | TOTALS | | 76 | 233 | 405 | 632 | 56 | 1125 | 59 | 114 | 4 | 2 | 37 | 42 | 15 | 9 | 10 | 10 | 9 | 26 | 6 | 34.6 | 2146 | 10.6 |

----- SHOOTOUTS -----

| # | GOALIE | GP | MIN | W | L | OT | SO | EN | GA | GAA | SOGP | SOW | SOL | GA | ATT | SV% | SA | SVS | SV% |
|----|--------------------|----|---------|----|----|----|----|----|-----|------|------|-----|-----|----|-----|------|------|------|------|
| 39 | * Mitch Gillam | 1 | 38:52 | 0 | 0 | 0 | 0 | 0 | 1 | 1.54 | 0 | 0 | 0 | 0 | 0 | --- | 18 | 17 | .944 |
| 33 | Christopher Gibson | 40 | 2201:02 | 22 | 11 | 5 | 1 | 3 | 104 | 2.84 | 5 | 3 | 2 | 4 | 16 | .750 | 1062 | 958 | .902 |
| 35 | Jeremy Smith | 43 | 2362:40 | 21 | 13 | 4 | 1 | 2 | 115 | 2.92 | 4 | 3 | 1 | 2 | 13 | .846 | 1175 | 1060 | .902 |
| | Empty Net | | 38:51 | | | | | | 5 | | | | | | | | 5 | | |
| | Totals | 76 | 4641:25 | 43 | 24 | 9 | 2 | 5 | 225 | 2.91 | 9 | 6 | 3 | 6 | 29 | .793 | 2260 | 2035 | .900 |



2018-19 Team & Individual Statistics

Charlotte Checkers

| # | PLAYER | POS | GP | G | A | PTS | +/- | PIM | PP | PPA | SH | SHA | GW | FG | IG | OT | UA | EN | SOG | SOA | SOGW | SO% | SHOTS | SH% |
|----|-------------------------|-----|----|-----|-----|-----|-----|-----|----|-----|----|-----|----|----|----|----|----|----|-----|-----|------|------|-------|------|
| 22 | Andrew Poturalski | RW | 72 | 23 | 47 | 70 | 16 | 34 | 2 | 15 | 0 | 0 | 6 | 3 | 6 | 2 | 4 | 2 | 0 | 0 | 0 | 0.0 | 158 | 14.6 |
| 7 | Aleksi Saarela | LW | 69 | 30 | 24 | 54 | 18 | 12 | 7 | 7 | 0 | 0 | 9 | 5 | 7 | 3 | 0 | 2 | 0 | 1 | 0 | 0.0 | 197 | 15.2 |
| 88 | * Martin Necas | C | 64 | 16 | 36 | 52 | 20 | 36 | 5 | 13 | 0 | 0 | 3 | 3 | 2 | 1 | 0 | 0 | 1 | 2 | 0 | 50.0 | 115 | 13.9 |
| 5 | Trevor Carrick | D | 71 | 9 | 38 | 47 | 8 | 86 | 2 | 18 | 0 | 0 | 4 | 3 | 0 | 1 | 0 | 0 | 0 | 0 | 0 | 0.0 | 154 | 5.8 |
| 19 | * Morgan Geekie | C | 73 | 19 | 27 | 46 | 24 | 22 | 4 | 7 | 0 | 0 | 2 | 1 | 3 | 0 | 0 | 0 | 1 | 2 | 1 | 50.0 | 93 | 20.4 |
| 2 | * Jake Bean | D | 70 | 13 | 31 | 44 | 17 | 26 | 4 | 16 | 0 | 0 | 3 | 1 | 0 | 1 | 0 | 0 | 0 | 0 | 0 | 0.0 | 165 | 7.9 |
| 12 | Julien Gauthier | RW | 75 | 27 | 14 | 41 | -6 | 57 | 9 | 5 | 0 | 0 | 3 | 4 | 3 | 0 | 1 | 2 | 0 | 0 | 0 | 0.0 | 167 | 16.2 |
| 23 | Janne Kuokkanen | LW | 48 | 12 | 26 | 38 | 8 | 16 | 6 | 10 | 0 | 0 | 1 | 2 | 1 | 0 | 0 | 0 | 0 | 1 | 0 | 0.0 | 104 | 11.5 |
| 37 | Nick Schilkey | RW | 64 | 15 | 22 | 37 | 22 | 12 | 4 | 5 | 0 | 0 | 2 | 3 | 0 | 0 | 2 | 0 | 0 | 1 | 0 | 0.0 | 104 | 14.4 |
| 15 | Nicolas Roy | C | 69 | 17 | 19 | 36 | 10 | 28 | 4 | 1 | 1 | 1 | 5 | 2 | 4 | 0 | 3 | 3 | 0 | 0 | 0 | 0.0 | 135 | 12.6 |
| 24 | Patrick Brown | C | 70 | 19 | 16 | 35 | 16 | 32 | 5 | 2 | 1 | 1 | 3 | 5 | 2 | 0 | 0 | 1 | 0 | 0 | 0 | 0.0 | 105 | 18.1 |
| 9 | Tomas Jurco (total) | LW | 33 | 12 | 15 | 27 | -3 | 22 | 4 | 7 | 0 | 0 | 1 | 5 | 1 | 0 | 0 | 1 | 0 | 1 | 0 | 0.0 | 76 | 15.8 |
| | SPR | LW | 14 | 4 | 6 | 10 | -10 | 8 | 2 | 3 | 0 | 0 | 0 | 1 | 0 | 0 | 0 | 1 | 0 | 1 | 0 | 0.0 | 31 | 12.9 |
| | CHA | LW | 19 | 8 | 9 | 17 | 7 | 14 | 2 | 4 | 0 | 0 | 1 | 4 | 1 | 0 | 0 | 0 | 0 | 0 | 0 | 0.0 | 45 | 17.8 |
| 3 | Roland McKeown | D | 70 | 4 | 21 | 25 | 30 | 56 | 0 | 2 | 0 | 1 | 1 | 2 | 1 | 0 | 0 | 1 | 0 | 0 | 0 | 0.0 | 119 | 3.4 |
| 28 | Dan Renouf | D | 74 | 2 | 22 | 24 | 13 | 121 | 0 | 0 | 0 | 2 | 0 | 0 | 0 | 0 | 0 | 0 | 0 | 0 | 0 | 0.0 | 99 | 2.0 |
| 14 | Greg McKegg | C | 31 | 6 | 17 | 23 | -5 | 18 | 2 | 8 | 0 | 0 | 0 | 1 | 0 | 0 | 1 | 0 | 0 | 0 | 0 | 0.0 | 44 | 13.6 |
| 8 | Saku Maenalanan | LW | 31 | 7 | 7 | 14 | -14 | 8 | 2 | 2 | 3 | 1 | 0 | 1 | 0 | 0 | 0 | 1 | 0 | 0 | 0 | 0.0 | 46 | 15.2 |
| 26 | Zach Nastasiuk | RW | 43 | 5 | 6 | 11 | 6 | 8 | 1 | 2 | 0 | 0 | 1 | 1 | 0 | 0 | 0 | 0 | 0 | 0 | 0 | 0.0 | 35 | 14.3 |
| 20 | Dennis Robertson | D | 49 | 5 | 5 | 10 | 7 | 36 | 0 | 0 | 0 | 0 | 2 | 1 | 0 | 0 | 0 | 0 | 0 | 0 | 0 | 0.0 | 58 | 8.6 |
| 27 | Haydn Fleury | D | 28 | 2 | 8 | 10 | 0 | 32 | 0 | 0 | 0 | 0 | 2 | 0 | 0 | 0 | 0 | 0 | 0 | 0 | 0 | 0.0 | 54 | 3.7 |
| 4 | Josiah Didier | D | 41 | 2 | 8 | 10 | 10 | 52 | 0 | 1 | 0 | 0 | 1 | 1 | 0 | 0 | 1 | 0 | 0 | 0 | 0 | 0.0 | 41 | 4.9 |
| 10 | Steven Lorentz | LW | 29 | 3 | 6 | 9 | 3 | 23 | 0 | 0 | 0 | 0 | 0 | 0 | 0 | 0 | 0 | 2 | 0 | 0 | 0 | 0.0 | 36 | 8.3 |
| 11 | Clark Bishop | C | 38 | 3 | 3 | 6 | -7 | 56 | 1 | 0 | 0 | 2 | 0 | 0 | 2 | 0 | 1 | 1 | 0 | 0 | 0 | 0.0 | 58 | 5.2 |
| 16 | * Cliff Pu | RW | 44 | 1 | 5 | 6 | 4 | 10 | 0 | 0 | 0 | 0 | 0 | 0 | 0 | 0 | 0 | 0 | 0 | 0 | 0 | 0.0 | 37 | 2.7 |
| 18 | * Spencer Smallman | RW | 12 | 0 | 6 | 6 | 2 | 12 | 0 | 0 | 0 | 0 | 0 | 0 | 0 | 0 | 0 | 0 | 0 | 0 | 0 | 0.0 | 7 | 0.0 |
| 6 | Michal Cajkovsky | D | 23 | 1 | 3 | 4 | 7 | 18 | 0 | 0 | 1 | 1 | 0 | 0 | 0 | 0 | 0 | 0 | 0 | 0 | 0 | 0.0 | 34 | 2.9 |
| 6 | Bobby Sanguinetti | D | 28 | 1 | 3 | 4 | -2 | 10 | 0 | 2 | 0 | 0 | 1 | 0 | 0 | 0 | 0 | 0 | 0 | 0 | 0 | 0.0 | 25 | 4.0 |
| 16 | * Stelio Mattheos | C | 11 | 2 | 1 | 3 | 1 | 2 | 0 | 0 | 0 | 0 | 0 | 1 | 0 | 0 | 0 | 0 | 0 | 0 | 0 | 0.0 | 16 | 12.5 |
| 25 | Valentin Zykov | RW | 6 | 2 | 0 | 2 | -1 | 16 | 1 | 0 | 0 | 0 | 0 | 2 | 0 | 0 | 0 | 0 | 0 | 0 | 0 | 0.0 | 6 | 33.3 |
| 34 | Josh Wesley | D | 6 | 0 | 2 | 2 | 0 | 6 | 0 | 0 | 0 | 0 | 0 | 0 | 0 | 0 | 0 | 0 | 0 | 0 | 0 | 0.0 | 10 | 0.0 |
| 30 | Alex Nedeljkovic | G | 51 | 0 | 2 | 2 | 0 | 6 | 0 | 0 | 0 | 0 | 0 | 0 | 0 | 0 | 0 | 0 | 0 | 0 | 0 | 0.0 | 0 | 0.0 |
| 1 | * Callum Booth | G | 10 | 0 | 1 | 1 | 0 | 0 | 0 | 0 | 0 | 0 | 0 | 0 | 0 | 0 | 0 | 0 | 0 | 0 | 0 | 0.0 | 0 | 0.0 |
| 29 | Derek Sheppard | D | 10 | 0 | 1 | 1 | 0 | 24 | 0 | 0 | 0 | 0 | 0 | 0 | 0 | 0 | 0 | 0 | 0 | 0 | 0 | 0.0 | 9 | 0.0 |
| 35 | Scott Darling | G | 14 | 0 | 1 | 1 | 0 | 0 | 0 | 0 | 0 | 0 | 0 | 0 | 0 | 0 | 0 | 0 | 0 | 0 | 0 | 0.0 | 0 | 0.0 |
| 40 | Dustin Tokarski (total) | G | 28 | 0 | 1 | 1 | 0 | 6 | 0 | 0 | 0 | 0 | 0 | 0 | 0 | 0 | 0 | 0 | 0 | 0 | 0 | 0.0 | 0 | 0.0 |
| | HFD | G | 21 | 0 | 1 | 1 | 0 | 6 | 0 | 0 | 0 | 0 | 0 | 0 | 0 | 0 | 0 | 0 | 0 | 0 | 0 | 0.0 | 0 | 0.0 |
| | CHA | G | 7 | 0 | 0 | 0 | 0 | 0 | 0 | 0 | 0 | 0 | 0 | 0 | 0 | 0 | 0 | 0 | 0 | 0 | 0 | 0.0 | 0 | 0.0 |
| 29 | Michael Fora | D | 1 | 0 | 0 | 0 | 1 | 0 | 0 | 0 | 0 | 0 | 0 | 0 | 0 | 0 | 0 | 0 | 0 | 0 | 0 | 0.0 | 1 | 0.0 |
| 31 | * Jeremy Helvig | G | 1 | 0 | 0 | 0 | 0 | 0 | 0 | 0 | 0 | 0 | 0 | 0 | 0 | 0 | 0 | 0 | 0 | 0 | 0 | 0.0 | 0 | 0.0 |
| 9 | Phil Di Giuseppe | LW | 2 | 0 | 0 | 0 | -1 | 19 | 0 | 0 | 0 | 0 | 0 | 0 | 0 | 0 | 0 | 0 | 0 | 0 | 0 | 0.0 | 3 | 0.0 |
| 34 | * Eric Williams | D | 2 | 0 | 0 | 0 | 0 | 4 | 0 | 0 | 0 | 0 | 0 | 0 | 0 | 0 | 0 | 0 | 0 | 0 | 0 | 0.0 | 1 | 0.0 |
| 21 | Zack Stortini | RW | 24 | 0 | 0 | 0 | -1 | 49 | 0 | 0 | 0 | 0 | 0 | 0 | 0 | 0 | 0 | 0 | 0 | 0 | 0 | 0.0 | 12 | 0.0 |
| | BENCH | | 76 | 1 | | | | 14 | | | | | | | | | | | | | | 0.0 | 1 | |
| | TOTALS | | 76 | 255 | 437 | 691 | 213 | 975 | 61 | 120 | 6 | 9 | 50 | 46 | 32 | 8 | 13 | 15 | 2 | 7 | 1 | 28.6 | 2294 | 11.1 |

----- SHOOTOUTS -----

| # | GOALIE | GP | MIN | W | L | OT | SO | EN | GA | GAA | SOGP | SOW | SOL | GA | ATT | SV% | SA | SVS | SV% |
|----|-------------------------|----|---------|----|----|----|----|----|-----|------|------|-----|-----|----|-----|-------|------|------|------|
| 30 | Alex Nedeljkovic | 51 | 2917:19 | 34 | 9 | 5 | 4 | 1 | 110 | 2.26 | 2 | 1 | 1 | 1 | 7 | .857 | 1306 | 1196 | .916 |
| 40 | Dustin Tokarski (total) | 28 | 1560:01 | 17 | 6 | 2 | 2 | 3 | 67 | 2.58 | 1 | 1 | 0 | 0 | 3 | 1.000 | 776 | 709 | .914 |
| | HFD | 21 | 1140:35 | 10 | 6 | 2 | 1 | 3 | 59 | 3.10 | 1 | 1 | 0 | 0 | 3 | 1.000 | 596 | 537 | .901 |
| | CHA | 7 | 419:26 | 7 | 0 | 0 | 1 | 0 | 8 | 1.14 | 0 | 0 | 0 | 0 | 0 | --- | 180 | 172 | .956 |
| 31 | * Jeremy Helvig | 1 | 21:28 | 1 | 0 | 0 | 0 | 1 | 1 | 2.80 | 0 | 0 | 0 | 0 | 0 | --- | 8 | 7 | .875 |
| 1 | * Callum Booth | 10 | 460:51 | 4 | 2 | 1 | 0 | 2 | 23 | 2.99 | 0 | 0 | 0 | 0 | 0 | --- | 199 | 176 | .884 |
| 35 | Scott Darling | 14 | 741:39 | 5 | 6 | 2 | 0 | 0 | 42 | 3.40 | 0 | 0 | 0 | 0 | 0 | --- | 357 | 315 | .882 |
| | Empty Net | | 48:17 | | | | | | 4 | | | | | | | | 4 | | |
| | Totals | 76 | 4609:00 | 51 | 17 | 8 | 6 | 4 | 188 | 2.45 | 2 | 1 | 1 | 1 | 7 | .857 | 2054 | 1866 | .908 |



2018-19 Team & Individual Statistics

Chicago Wolves

| # | PLAYER | POS | GP | G | A | PTS | +/- | PIM | PP | PPA | SH | SHA | GW | FG | IG | OT | UA | EN | SOG | SOA | SOGW | SO% | SHOTS | SH% |
|----|-------------------------|-----|----|-----|-----|-----|-----|-----|----|-----|----|-----|----|----|----|----|----|----|-----|-----|------|------|-------|------|
| 7 | Daniel Carr | LW | 52 | 30 | 41 | 71 | 35 | 10 | 12 | 15 | 0 | 1 | 3 | 5 | 3 | 1 | 1 | 4 | 0 | 1 | 0 | 0.0 | 158 | 19.0 |
| 18 | T.J. Tynan | C | 71 | 12 | 59 | 71 | 17 | 28 | 1 | 22 | 0 | 2 | 0 | 4 | 2 | 0 | 1 | 0 | 1 | 4 | 0 | 25.0 | 105 | 11.4 |
| 17 | Brooks Macek | RW | 64 | 26 | 34 | 60 | 22 | 12 | 5 | 11 | 0 | 0 | 5 | 4 | 2 | 1 | 2 | 0 | 0 | 1 | 0 | 0.0 | 114 | 22.8 |
| 10 | Curtis McKenzie | LW | 71 | 20 | 34 | 54 | 20 | 112 | 5 | 11 | 1 | 1 | 5 | 3 | 2 | 0 | 1 | 2 | 0 | 0 | 0 | 0.0 | 165 | 12.1 |
| 9 | Gage Quinney | C | 68 | 19 | 24 | 43 | 36 | 17 | 3 | 2 | 3 | 0 | 3 | 5 | 2 | 0 | 5 | 1 | 1 | 3 | 0 | 33.3 | 101 | 18.8 |
| 27 | Brandon Pirri | C | 29 | 18 | 24 | 42 | 7 | 37 | 6 | 11 | 0 | 0 | 3 | 5 | 5 | 0 | 0 | 1 | 0 | 1 | 0 | 0.0 | 115 | 15.7 |
| 38 | Tomas Hyka | RW | 43 | 16 | 24 | 40 | 13 | 10 | 6 | 9 | 0 | 0 | 2 | 3 | 1 | 0 | 0 | 2 | 0 | 2 | 0 | 0.0 | 92 | 17.4 |
| 15 | * Dylan Coghlan | D | 66 | 15 | 25 | 40 | 4 | 22 | 10 | 11 | 0 | 0 | 2 | 3 | 2 | 2 | 0 | 0 | 0 | 0 | 0 | 0.0 | 143 | 10.5 |
| 20 | Keegan Kolesar | RW | 74 | 20 | 16 | 36 | -1 | 90 | 1 | 2 | 0 | 0 | 3 | 2 | 5 | 0 | 1 | 1 | 0 | 0 | 0 | 0.0 | 107 | 18.7 |
| 2 | * Nic Hague | D | 75 | 13 | 19 | 32 | 31 | 38 | 5 | 4 | 0 | 0 | 1 | 3 | 2 | 1 | 0 | 0 | 0 | 0 | 0 | 0.0 | 171 | 7.6 |
| 26 | * Erik Brannstrom | D | 41 | 7 | 21 | 28 | 1 | 36 | 3 | 13 | 0 | 0 | 3 | 1 | 0 | 2 | 1 | 0 | 0 | 1 | 0 | 0.0 | 89 | 7.9 |
| 32 | * Zach Whitecloud | D | 74 | 6 | 22 | 28 | 39 | 52 | 0 | 1 | 0 | 0 | 1 | 1 | 1 | 0 | 0 | 0 | 0 | 0 | 0 | 0.0 | 92 | 6.5 |
| 5 | Tye McGinn (total) | LW | 62 | 12 | 6 | 18 | -3 | 54 | 0 | 1 | 0 | 0 | 2 | 6 | 1 | 1 | 0 | 1 | 0 | 0 | 0 | 0.0 | 69 | 17.4 |
| | MB | LW | 26 | 2 | 4 | 6 | -3 | 38 | 0 | 0 | 0 | 0 | 0 | 1 | 0 | 0 | 0 | 0 | 0 | 0 | 0 | 0.0 | 25 | 8.0 |
| | CHI | LW | 36 | 10 | 2 | 12 | 0 | 16 | 0 | 1 | 0 | 0 | 2 | 5 | 1 | 1 | 0 | 1 | 0 | 0 | 0 | 0.0 | 44 | 22.7 |
| 39 | * Reid Duke | C | 44 | 7 | 9 | 16 | -10 | 33 | 2 | 1 | 0 | 0 | 2 | 1 | 0 | 0 | 1 | 0 | 0 | 1 | 0 | 0.0 | 70 | 10.0 |
| 25 | Tobias Lindberg (total) | RW | 61 | 5 | 11 | 16 | 1 | 28 | 0 | 0 | 0 | 1 | 0 | 1 | 0 | 0 | 0 | 0 | 0 | 0 | 0 | 0.0 | 53 | 9.4 |
| | WBS | RW | 15 | 2 | 4 | 6 | 5 | 10 | 0 | 0 | 0 | 0 | 0 | 0 | 0 | 0 | 0 | 0 | 0 | 0 | 0 | 0.0 | 11 | 18.2 |
| | BEL | RW | 29 | 3 | 3 | 6 | -1 | 6 | 0 | 0 | 0 | 1 | 0 | 1 | 0 | 0 | 0 | 0 | 0 | 0 | 0 | 0.0 | 29 | 10.3 |
| | CHI | RW | 17 | 0 | 4 | 4 | -3 | 12 | 0 | 0 | 0 | 0 | 0 | 0 | 0 | 0 | 0 | 0 | 0 | 0 | 0 | 0.0 | 13 | 0.0 |
| 6 | Griffin Reinhart | D | 75 | 4 | 12 | 16 | -8 | 27 | 0 | 0 | 1 | 0 | 2 | 0 | 0 | 0 | 1 | 0 | 0 | 0 | 0 | 0.0 | 64 | 6.3 |
| 37 | Zac Leslie | D | 67 | 2 | 14 | 16 | 4 | 32 | 0 | 4 | 0 | 0 | 1 | 0 | 0 | 0 | 0 | 0 | 0 | 0 | 0 | 0.0 | 68 | 2.9 |
| 23 | Stefan Matteau | C | 55 | 5 | 8 | 13 | -9 | 78 | 2 | 1 | 1 | 0 | 2 | 0 | 1 | 0 | 0 | 0 | 0 | 1 | 0 | 0.0 | 82 | 6.1 |
| 8 | Tyler Wong | RW | 68 | 5 | 8 | 13 | -9 | 24 | 0 | 0 | 0 | 0 | 1 | 2 | 0 | 0 | 0 | 0 | 0 | 0 | 0 | 0.0 | 58 | 8.6 |
| 28 | Jake Bischoff | D | 60 | 2 | 11 | 13 | 11 | 20 | 0 | 0 | 0 | 2 | 0 | 0 | 0 | 0 | 0 | 0 | 0 | 0 | 0 | 0.0 | 80 | 2.5 |
| 14 | * Matthew Weis | C | 60 | 3 | 8 | 11 | 3 | 8 | 0 | 1 | 0 | 0 | 0 | 0 | 0 | 0 | 0 | 0 | 0 | 0 | 0 | 0.0 | 49 | 6.1 |
| 12 | * Ryan Wagner | F | 49 | 4 | 3 | 7 | -6 | 10 | 0 | 0 | 0 | 0 | 1 | 1 | 0 | 0 | 1 | 0 | 0 | 0 | 0 | 0.0 | 42 | 9.5 |
| 29 | * Cody Glass | C | 6 | 3 | 2 | 5 | 0 | 2 | 1 | 0 | 0 | 0 | 1 | 0 | 0 | 0 | 0 | 0 | 0 | 1 | 0 | 0.0 | 11 | 27.3 |
| 36 | Marco Roy | C | 12 | 1 | 1 | 2 | 1 | 2 | 0 | 0 | 0 | 0 | 0 | 0 | 1 | 0 | 0 | 0 | 0 | 0 | 0 | 0.0 | 3 | 33.3 |
| 22 | Alex Gallant | LW | 47 | 1 | 1 | 2 | -3 | 102 | 0 | 0 | 0 | 0 | 1 | 0 | 0 | 0 | 0 | 0 | 0 | 0 | 0 | 0.0 | 24 | 4.2 |
| 36 | Reid Petryk | RW | 7 | 1 | 0 | 1 | -1 | 0 | 0 | 0 | 0 | 0 | 0 | 0 | 0 | 0 | 0 | 0 | 0 | 0 | 0 | 0.0 | 10 | 10.0 |
| 13 | Kevin Lough | D | 14 | 0 | 1 | 1 | 3 | 6 | 0 | 0 | 0 | 0 | 0 | 0 | 0 | 0 | 0 | 0 | 0 | 0 | 0 | 0.0 | 11 | 0.0 |
| 4 | Jimmy Oligny | D | 16 | 0 | 1 | 1 | 2 | 28 | 0 | 0 | 0 | 0 | 0 | 0 | 0 | 0 | 0 | 0 | 0 | 0 | 0 | 0.0 | 18 | 0.0 |
| 3 | Josh Atkinson | D | 1 | 0 | 0 | 0 | -2 | 0 | 0 | 0 | 0 | 0 | 0 | 0 | 0 | 0 | 0 | 0 | 0 | 0 | 0 | 0.0 | 1 | 0.0 |
| 25 | * J.C. Campagna | F | 1 | 0 | 0 | 0 | 0 | 0 | 0 | 0 | 0 | 0 | 0 | 0 | 0 | 0 | 0 | 0 | 0 | 0 | 0 | 0.0 | 2 | 0.0 |
| 21 | * Brady Shaw | LW | 2 | 0 | 0 | 0 | 0 | 2 | 0 | 0 | 0 | 0 | 0 | 0 | 0 | 0 | 0 | 0 | 0 | 0 | 0 | 0.0 | 3 | 0.0 |
| 24 | * Jake Leschyshyn | C | 3 | 0 | 0 | 0 | 0 | 0 | 0 | 0 | 0 | 0 | 0 | 0 | 0 | 0 | 0 | 0 | 0 | 0 | 0 | 0.0 | 1 | 0.0 |
| 31 | Zach Fucale | G | 5 | 0 | 0 | 0 | 0 | 0 | 0 | 0 | 0 | 0 | 0 | 0 | 0 | 0 | 0 | 0 | 0 | 0 | 0 | 0.0 | 0 | 0.0 |
| 33 | Max Lagace | G | 33 | 0 | 0 | 0 | 0 | 4 | 0 | 0 | 0 | 0 | 0 | 0 | 0 | 0 | 0 | 0 | 0 | 0 | 0 | 0.0 | 0 | 0.0 |
| 35 | Oscar Dansk | G | 40 | 0 | 0 | 0 | 0 | 0 | 0 | 0 | 0 | 0 | 0 | 0 | 0 | 0 | 0 | 0 | 0 | 0 | 0 | 0.0 | 0 | 0.0 |
| | BENCH | | 76 | 0 | | | | 16 | | | | | | | | | | | | | | 0.0 | 0 | |
| | TOTALS | | 76 | 250 | 428 | 678 | 197 | 886 | 62 | 120 | 6 | 6 | 44 | 48 | 30 | 8 | 15 | 12 | 2 | 16 | 0 | 12.5 | 2106 | 11.9 |

----- SHOOTOUTS -----

| # | GOALIE | GP | MIN | W | L | OT | SO | EN | GA | GAA | SOGP | SOW | SOL | GA | ATT | SV% | SA | SVS | SV% |
|----|-------------|----|---------|----|----|----|----|----|-----|------|------|-----|-----|----|-----|------|------|------|------|
| 33 | Max Lagace | 33 | 1973:21 | 16 | 10 | 6 | 1 | 4 | 80 | 2.43 | 2 | 0 | 2 | 4 | 7 | .429 | 926 | 846 | .914 |
| 35 | Oscar Dansk | 40 | 2320:14 | 27 | 9 | 4 | 2 | 3 | 95 | 2.46 | 2 | 0 | 2 | 3 | 10 | .700 | 1086 | 991 | .913 |
| 31 | Zach Fucale | 5 | 262:29 | 1 | 3 | 0 | 0 | 2 | 11 | 2.51 | 0 | 0 | 0 | 0 | 0 | --- | 121 | 110 | .909 |
| | Empty Net | | 59:59 | | | | | | 9 | | | | | | | | 9 | | |
| | Totals | 76 | 4616:03 | 44 | 22 | 10 | 3 | 9 | 195 | 2.53 | 4 | 0 | 4 | 7 | 17 | .588 | 2142 | 1947 | .909 |



2018-19 Team & Individual Statistics

Cleveland Monsters

| # | PLAYER | POS | GP | G | A | PTS | +/- | PIM | PP | PPA | SH | SHA | GW | FG | IG | OT | UA | EN | SOG | SOA | SOGW | SO% | SHOTS | SH% |
|----|-----------------------|-----|----|-----|-----|-----|-----|-----|----|-----|----|-----|----|----|----|----|----|----|-----|-----|------|-------|-------|------|
| 28 | Zac Dalpe | C | 55 | 33 | 22 | 55 | 17 | 43 | 10 | 5 | 2 | 0 | 3 | 7 | 3 | 1 | 2 | 3 | 1 | 3 | 0 | 33.3 | 203 | 16.3 |
| 55 | Mark Letestu | C | 64 | 21 | 29 | 50 | 2 | 16 | 5 | 10 | 1 | 0 | 7 | 1 | 2 | 3 | 0 | 2 | 3 | 7 | 1 | 42.9 | 153 | 13.7 |
| 2 | Adam Clendening | D | 45 | 4 | 33 | 37 | 18 | 98 | 1 | 14 | 0 | 0 | 1 | 0 | 0 | 0 | 0 | 0 | 0 | 1 | 0 | 0.0 | 114 | 3.5 |
| 3 | Tommy Cross | D | 73 | 7 | 27 | 34 | -13 | 71 | 3 | 8 | 0 | 0 | 1 | 2 | 1 | 0 | 0 | 0 | 0 | 0 | 0 | 0.0 | 154 | 4.5 |
| 90 | Nathan Gerbe | LW | 41 | 10 | 22 | 32 | -1 | 40 | 4 | 8 | 1 | 0 | 1 | 2 | 0 | 0 | 0 | 1 | 2 | 4 | 1 | 50.0 | 121 | 8.3 |
| 57 | Paul Bittner | LW | 50 | 9 | 22 | 31 | 9 | 21 | 2 | 6 | 0 | 1 | 1 | 0 | 0 | 0 | 0 | 1 | 0 | 0 | 0 | 0.0 | 115 | 7.8 |
| 25 | Alex Broadhurst | C | 51 | 8 | 22 | 30 | -6 | 12 | 3 | 9 | 0 | 1 | 1 | 2 | 0 | 0 | 1 | 0 | 1 | 1 | 1 | 100.0 | 85 | 9.4 |
| 88 | * Kole Sherwood | RW | 56 | 16 | 9 | 25 | 1 | 71 | 3 | 1 | 0 | 0 | 1 | 4 | 3 | 1 | 2 | 0 | 0 | 0 | 0 | 0.0 | 138 | 11.6 |
| 82 | Kevin Stenlund | C | 59 | 15 | 10 | 25 | -17 | 12 | 0 | 5 | 0 | 0 | 4 | 1 | 1 | 1 | 2 | 0 | 0 | 1 | 0 | 0.0 | 134 | 11.2 |
| 20 | Justin Scott | C | 67 | 13 | 11 | 24 | 4 | 61 | 1 | 3 | 1 | 0 | 1 | 0 | 2 | 0 | 3 | 3 | 0 | 0 | 0 | 0.0 | 179 | 7.3 |
| 19 | * Eric Robinson | LW | 45 | 12 | 12 | 24 | 3 | 15 | 2 | 1 | 0 | 0 | 2 | 1 | 1 | 0 | 1 | 1 | 0 | 0 | 0 | 0.0 | 90 | 13.3 |
| 22 | Sonny Milano | LW | 27 | 11 | 13 | 24 | -14 | 22 | 2 | 5 | 0 | 0 | 0 | 2 | 0 | 0 | 1 | 1 | 0 | 1 | 0 | 0.0 | 71 | 15.5 |
| 72 | Ryan MacInnis | C | 71 | 4 | 20 | 24 | 2 | 39 | 0 | 1 | 0 | 1 | 0 | 2 | 0 | 0 | 1 | 0 | 0 | 0 | 0 | 0.0 | 115 | 3.5 |
| 11 | * Vitaly Abramov | RW | 52 | 12 | 10 | 22 | -2 | 28 | 2 | 0 | 0 | 0 | 2 | 1 | 1 | 0 | 1 | 0 | 0 | 0 | 0 | 0.0 | 119 | 10.1 |
| 26 | Doyle Smerby | D | 66 | 8 | 12 | 20 | 15 | 37 | 0 | 1 | 0 | 0 | 1 | 1 | 2 | 0 | 0 | 0 | 0 | 0 | 0 | 0.0 | 66 | 12.1 |
| 21 | Sam Vigneault | C | 61 | 4 | 16 | 20 | -3 | 32 | 1 | 2 | 1 | 0 | 1 | 1 | 0 | 0 | 0 | 0 | 0 | 0 | 0 | 0.0 | 48 | 8.3 |
| 18 | Dillon Simpson | D | 75 | 3 | 14 | 17 | -3 | 16 | 0 | 0 | 0 | 0 | 0 | 0 | 0 | 0 | 0 | 0 | 0 | 0 | 0 | 0.0 | 99 | 3.0 |
| 10 | Dan DeSalvo | C | 50 | 5 | 11 | 16 | -15 | 20 | 3 | 4 | 0 | 0 | 0 | 0 | 0 | 0 | 1 | 0 | 0 | 2 | 0 | 0.0 | 104 | 4.8 |
| 38 | * Nikita Korostelev | RW | 31 | 3 | 10 | 13 | -6 | 4 | 1 | 2 | 0 | 0 | 1 | 1 | 0 | 0 | 0 | 0 | 2 | 2 | 2 | 100.0 | 47 | 6.4 |
| 53 | Gabriel Carlsson | D | 67 | 2 | 10 | 12 | 1 | 14 | 0 | 0 | 0 | 0 | 0 | 0 | 1 | 0 | 0 | 0 | 0 | 0 | 0 | 0.0 | 68 | 2.9 |
| 23 | * Derek Barach | C | 15 | 7 | 4 | 11 | 6 | 6 | 1 | 0 | 0 | 0 | 1 | 1 | 0 | 0 | 3 | 0 | 0 | 0 | 0 | 0.0 | 34 | 20.6 |
| 6 | Ryan Collins | D | 60 | 3 | 6 | 9 | -3 | 32 | 0 | 0 | 0 | 0 | 0 | 1 | 0 | 0 | 0 | 0 | 0 | 0 | 0 | 0.0 | 80 | 3.8 |
| 13 | Alexandre Texier | C | 7 | 5 | 2 | 7 | 6 | 4 | 1 | 1 | 0 | 0 | 2 | 1 | 2 | 0 | 1 | 0 | 0 | 1 | 0 | 0.0 | 20 | 25.0 |
| 24 | * Michael Prapavassis | D | 26 | 1 | 5 | 6 | -3 | 6 | 0 | 0 | 0 | 0 | 0 | 0 | 0 | 0 | 0 | 0 | 0 | 0 | 0 | 0.0 | 19 | 5.3 |
| 41 | * Maxime Fortier | RW | 20 | 1 | 4 | 5 | -2 | 2 | 0 | 0 | 0 | 0 | 0 | 0 | 0 | 0 | 0 | 0 | 0 | 0 | 0 | 0.0 | 23 | 4.3 |
| 40 | Garret Cockerill | D | 16 | 0 | 5 | 5 | 2 | 6 | 0 | 1 | 0 | 1 | 0 | 0 | 0 | 0 | 0 | 0 | 0 | 0 | 0 | 0.0 | 18 | 0.0 |
| 16 | Miles Koules | RW | 19 | 4 | 0 | 4 | -6 | 6 | 0 | 0 | 0 | 0 | 0 | 1 | 0 | 0 | 0 | 0 | 0 | 0 | 0 | 0.0 | 23 | 17.4 |
| 44 | Brett Gallant | LW | 38 | 2 | 2 | 4 | -3 | 65 | 0 | 0 | 0 | 1 | 0 | 0 | 1 | 0 | 0 | 0 | 0 | 0 | 0 | 0.0 | 25 | 8.0 |
| 27 | Calvin Thurkauf | C | 26 | 2 | 0 | 2 | -4 | 24 | 0 | 0 | 0 | 0 | 0 | 0 | 0 | 0 | 0 | 0 | 0 | 0 | 0 | 0.0 | 28 | 7.1 |
| 13 | Dean Kukan | D | 5 | 1 | 1 | 2 | 0 | 0 | 1 | 0 | 0 | 0 | 1 | 0 | 0 | 0 | 0 | 0 | 0 | 0 | 0 | 0.0 | 14 | 7.1 |
| 4 | Blake Siebenaler | D | 17 | 1 | 1 | 2 | -11 | 6 | 0 | 0 | 0 | 0 | 0 | 0 | 0 | 0 | 0 | 0 | 0 | 0 | 0 | 0.0 | 22 | 4.5 |
| 5 | * Justin Wade | D | 8 | 0 | 1 | 1 | -4 | 10 | 0 | 0 | 0 | 0 | 0 | 0 | 0 | 0 | 0 | 0 | 0 | 0 | 0 | 0.0 | 4 | 0.0 |
| 35 | Jean-Francois Berube | G | 43 | 0 | 1 | 1 | 0 | 4 | 0 | 0 | 0 | 0 | 0 | 0 | 0 | 0 | 0 | 0 | 0 | 0 | 0 | 0.0 | 0 | 0.0 |
| 16 | Kayle Doetzel (total) | D | 2 | 0 | 0 | 0 | 1 | 14 | 0 | 0 | 0 | 0 | 0 | 0 | 0 | 0 | 0 | 0 | 0 | 0 | 0 | 0.0 | 1 | 0.0 |
| | STK | D | 1 | 0 | 0 | 0 | 0 | 12 | 0 | 0 | 0 | 0 | 0 | 0 | 0 | 0 | 0 | 0 | 0 | 0 | 0 | 0.0 | 0 | 0.0 |
| | CLE | D | 1 | 0 | 0 | 0 | 1 | 2 | 0 | 0 | 0 | 0 | 0 | 0 | 0 | 0 | 0 | 0 | 0 | 0 | 0 | 0.0 | 1 | 0.0 |
| 45 | Greg Wolfe (total) | C | 6 | 0 | 0 | 0 | 2 | 0 | 0 | 0 | 0 | 0 | 0 | 0 | 0 | 0 | 0 | 0 | 0 | 0 | 0 | 0.0 | 7 | 0.0 |
| | BNG | C | 2 | 0 | 0 | 0 | 0 | 0 | 0 | 0 | 0 | 0 | 0 | 0 | 0 | 0 | 0 | 0 | 0 | 0 | 0 | 0.0 | 1 | 0.0 |
| | CLE | C | 4 | 0 | 0 | 0 | 2 | 0 | 0 | 0 | 0 | 0 | 0 | 0 | 0 | 0 | 0 | 0 | 0 | 0 | 0 | 0.0 | 6 | 0.0 |
| 80 | Matiss Kivlenieks | G | 14 | 0 | 0 | 0 | 0 | 0 | 0 | 0 | 0 | 0 | 0 | 0 | 0 | 0 | 0 | 0 | 0 | 0 | 0 | 0.0 | 0 | 0.0 |
| 39 | Brad Thiessen | G | 26 | 0 | 0 | 0 | 0 | 0 | 0 | 0 | 0 | 0 | 0 | 0 | 0 | 0 | 0 | 0 | 0 | 0 | 0 | 0.0 | 0 | 0.0 |
| | BENCH | | 76 | 5 | | | 20 | | | | | | | | | | | | | | | 0.0 | 5 | |
| | TOTALS | | 76 | 232 | 367 | 594 | -27 | 865 | 46 | 87 | 6 | 5 | 32 | 32 | 20 | 6 | 19 | 12 | 9 | 23 | 5 | 39.1 | 2545 | 8.9 |

----- SHOOTOUTS -----

| # | GOALIE | GP | MIN | W | L | OT | SO | EN | GA | GAA | SOGP | SOW | SOL | GA | ATT | SV% | SA | SVS | SV% |
|----|----------------------|----|---------|----|----|----|----|----|-----|------|------|-----|-----|----|-----|------|------|------|------|
| 39 | Brad Thiessen | 26 | 1400:31 | 12 | 8 | 4 | 2 | 1 | 55 | 2.36 | 4 | 2 | 2 | 3 | 13 | .769 | 632 | 577 | .913 |
| 35 | Jean-Francois Berube | 43 | 2472:16 | 21 | 17 | 5 | 0 | 8 | 124 | 3.01 | 3 | 3 | 0 | 3 | 10 | .700 | 1188 | 1064 | .896 |
| 80 | Matiss Kivlenieks | 14 | 710:54 | 4 | 4 | 1 | 1 | 0 | 44 | 3.71 | 0 | 0 | 0 | 0 | 0 | --- | 347 | 303 | .873 |
| | Empty Net | | 48:46 | | | | | | 9 | | | | | | | | 9 | | |
| | Totals | 76 | 4632:27 | 37 | 29 | 10 | 3 | 9 | 232 | 3.00 | 7 | 5 | 2 | 6 | 23 | .739 | 2176 | 1944 | .893 |



2018-19 Team & Individual Statistics

Colorado Eagles

| # | PLAYER | POS | GP | G | A | PTS | +/- | PIM | PP | PPA | SH | SHA | GW | FG | IG | OT | UA | EN | SOG | SOA | SOGW | SO% | SHOTS | SH% |
|----|-------------------------|-----|----|-----|-----|-----|-----|------|----|-----|----|-----|----|----|----|----|----|----|-----|-----|------|------|-------|------|
| 26 | Andrew Agozzino | LW | 56 | 26 | 34 | 60 | 12 | 67 | 8 | 11 | 4 | 3 | 5 | 3 | 2 | 1 | 3 | 1 | 0 | 1 | 0 | 0.0 | 168 | 15.5 |
| 24 | A.J. Greer | LW | 54 | 19 | 25 | 44 | 6 | 63 | 4 | 3 | 1 | 2 | 0 | 3 | 3 | 0 | 1 | 2 | 2 | 3 | 2 | 66.7 | 157 | 12.1 |
| 25 | * Logan O'Connor | RW | 64 | 19 | 23 | 42 | -1 | 29 | 3 | 6 | 5 | 4 | 4 | 0 | 1 | 2 | 1 | 0 | 0 | 0 | 0 | 0.0 | 174 | 10.9 |
| 5 | David Warsofsky | D | 51 | 5 | 27 | 32 | -1 | 48 | 2 | 15 | 0 | 1 | 1 | 0 | 1 | 1 | 0 | 0 | 0 | 0 | 0 | 0.0 | 178 | 2.8 |
| 88 | Michael Joly | RW | 47 | 15 | 15 | 30 | -1 | 10 | 5 | 6 | 0 | 0 | 1 | 2 | 2 | 0 | 3 | 0 | 5 | 7 | 2 | 71.4 | 79 | 19.0 |
| 47 | Dominic Toninato | C | 57 | 14 | 15 | 29 | -8 | 43 | 0 | 2 | 3 | 1 | 2 | 5 | 0 | 0 | 0 | 0 | 0 | 0 | 0 | 0.0 | 96 | 14.6 |
| 61 | * Martin Kaut | RW | 63 | 12 | 14 | 26 | -5 | 34 | 2 | 2 | 0 | 0 | 3 | 2 | 2 | 1 | 2 | 1 | 3 | 6 | 1 | 50.0 | 124 | 9.7 |
| 32 | Scott Kosmachuk | RW | 54 | 12 | 11 | 23 | -7 | 47 | 2 | 6 | 0 | 0 | 4 | 0 | 2 | 1 | 0 | 1 | 2 | 3 | 1 | 66.7 | 116 | 10.3 |
| 41 | Nicolas Meloche | D | 55 | 6 | 15 | 21 | -3 | 53 | 1 | 5 | 0 | 0 | 2 | 0 | 1 | 1 | 1 | 0 | 0 | 0 | 0 | 0.0 | 76 | 7.9 |
| 46 | Max McCormick (total) | LW | 45 | 9 | 11 | 20 | -5 | 60 | 1 | 3 | 1 | 0 | 1 | 1 | 0 | 0 | 0 | 1 | 0 | 0 | 0 | 0.0 | 76 | 11.8 |
| | BEL | LW | 20 | 7 | 5 | 12 | 4 | 19 | 1 | 1 | 0 | 0 | 1 | 0 | 0 | 0 | 1 | 0 | 0 | 0 | 0 | 0.0 | 39 | 17.9 |
| | COL | LW | 25 | 2 | 6 | 8 | -9 | 41 | 0 | 2 | 1 | 0 | 1 | 0 | 0 | 0 | 0 | 0 | 0 | 0 | 0 | 0.0 | 37 | 5.4 |
| 65 | * Ty Lewis | RW | 51 | 8 | 11 | 19 | -9 | 32 | 4 | 0 | 0 | 0 | 3 | 0 | 0 | 0 | 0 | 0 | 0 | 1 | 0 | 0.0 | 81 | 9.9 |
| 7 | Mark Alt | D | 61 | 6 | 13 | 19 | -5 | 30 | 3 | 3 | 0 | 0 | 2 | 0 | 1 | 0 | 0 | 1 | 0 | 0 | 0 | 0.0 | 122 | 4.9 |
| 2 | Mason Geertsen | D | 58 | 3 | 13 | 16 | -5 | 134 | 0 | 0 | 0 | 2 | 0 | 1 | 0 | 0 | 0 | 0 | 0 | 0 | 0 | 0.0 | 56 | 5.4 |
| 82 | * Kevin Davis | D | 25 | 3 | 12 | 15 | -8 | 0 | 2 | 4 | 0 | 0 | 1 | 1 | 0 | 0 | 0 | 0 | 0 | 0 | 0 | 0.0 | 25 | 12.0 |
| 46 | Jean-Christophe Beaudin | C | 42 | 6 | 7 | 13 | -12 | 18 | 0 | 2 | 0 | 0 | 0 | 2 | 0 | 0 | 0 | 0 | 0 | 0 | 0 | 0.0 | 70 | 8.6 |
| 43 | * Igor Shvyyev | C | 57 | 6 | 7 | 13 | -4 | 25 | 1 | 0 | 0 | 0 | 0 | 0 | 0 | 0 | 0 | 0 | 0 | 0 | 0 | 0.0 | 58 | 10.3 |
| 15 | Sheldon Dries | C | 25 | 3 | 8 | 11 | 1 | 19 | 1 | 4 | 0 | 0 | 1 | 0 | 0 | 0 | 0 | 0 | 0 | 0 | 0 | 0.0 | 60 | 5.0 |
| 42 | Sergei Boikov | D | 56 | 1 | 10 | 11 | -5 | 74 | 0 | 0 | 0 | 0 | 0 | 1 | 0 | 0 | 0 | 0 | 0 | 0 | 0 | 0.0 | 73 | 1.4 |
| 27 | Ryan Graves | D | 32 | 2 | 7 | 9 | 4 | 26 | 0 | 1 | 0 | 1 | 0 | 1 | 0 | 0 | 0 | 0 | 0 | 0 | 0 | 0.0 | 64 | 3.1 |
| 67 | Tim McGauley | C | 23 | 2 | 6 | 8 | 0 | 2 | 0 | 2 | 0 | 0 | 1 | 1 | 0 | 0 | 0 | 0 | 0 | 0 | 0 | 0.0 | 22 | 9.1 |
| 54 | Anton Lindholm | D | 57 | 1 | 7 | 8 | -11 | 16 | 0 | 0 | 0 | 1 | 0 | 0 | 0 | 0 | 0 | 0 | 0 | 0 | 0 | 0.0 | 70 | 1.4 |
| 45 | Cody Bass | RW | 35 | 2 | 4 | 6 | -6 | 81 | 0 | 0 | 0 | 0 | 0 | 1 | 0 | 0 | 0 | 0 | 0 | 0 | 0 | 0.0 | 28 | 7.1 |
| 14 | Tyson Jost | C | 8 | 4 | 1 | 5 | -3 | 2 | 2 | 0 | 0 | 0 | 1 | 1 | 0 | 0 | 0 | 0 | 0 | 1 | 0 | 0.0 | 19 | 21.1 |
| 73 | * Travis Barron | LW | 38 | 3 | 2 | 5 | 2 | 37 | 0 | 0 | 0 | 0 | 1 | 2 | 0 | 0 | 0 | 0 | 0 | 0 | 0 | 0.0 | 39 | 7.7 |
| 40 | * Josh Dickinson | C | 21 | 1 | 3 | 4 | -5 | 4 | 0 | 0 | 1 | 0 | 0 | 0 | 0 | 1 | 0 | 0 | 0 | 0 | 0 | 0.0 | 14 | 7.1 |
| 38 | Julien Nantel | LW | 45 | 1 | 3 | 4 | -1 | 8 | 0 | 0 | 0 | 0 | 0 | 1 | 0 | 0 | 0 | 0 | 0 | 0 | 0 | 0.0 | 62 | 1.6 |
| 56 | Grayson Downing | C | 13 | 1 | 2 | 3 | -4 | 19 | 0 | 2 | 0 | 0 | 0 | 0 | 0 | 0 | 0 | 0 | 0 | 0 | 0 | 0.0 | 10 | 10.0 |
| 34 | Justin Falk | D | 8 | 1 | 1 | 2 | 2 | 6 | 0 | 0 | 0 | 1 | 0 | 0 | 0 | 0 | 0 | 0 | 0 | 0 | 0 | 0.0 | 13 | 7.7 |
| 29 | Caleb Herbert | RW | 10 | 1 | 0 | 1 | -8 | 10 | 0 | 0 | 1 | 0 | 0 | 1 | 0 | 0 | 0 | 0 | 0 | 0 | 0 | 0.0 | 10 | 10.0 |
| 55 | Mark Barberio | D | 2 | 0 | 1 | 1 | 1 | 4 | 0 | 0 | 0 | 0 | 0 | 0 | 0 | 0 | 0 | 0 | 0 | 0 | 0 | 0.0 | 3 | 0.0 |
| 91 | Vladislav Kamenev | C | 2 | 0 | 1 | 1 | -3 | 2 | 0 | 0 | 0 | 0 | 0 | 0 | 0 | 0 | 0 | 0 | 0 | 0 | 0 | 0.0 | 3 | 0.0 |
| 76 | * Josh Anderson | D | 1 | 0 | 0 | 0 | 0 | 0 | 0 | 0 | 0 | 0 | 0 | 0 | 0 | 0 | 0 | 0 | 0 | 0 | 0 | 0.0 | 1 | 0.0 |
| 62 | * Nolan De Jong | D | 1 | 0 | 0 | 0 | 0 | 0 | 0 | 0 | 0 | 0 | 0 | 0 | 0 | 0 | 0 | 0 | 0 | 0 | 0 | 0.0 | 1 | 0.0 |
| 51 | Cole Ully | LW | 2 | 0 | 0 | 0 | 0 | 0 | 0 | 0 | 0 | 0 | 0 | 0 | 0 | 0 | 0 | 0 | 0 | 0 | 0 | 0.0 | 1 | 0.0 |
| 62 | * Nick Henry | RW | 3 | 0 | 0 | 0 | 0 | 2 | 0 | 0 | 0 | 0 | 0 | 0 | 0 | 0 | 0 | 0 | 0 | 0 | 0 | 0.0 | 2 | 0.0 |
| 50 | * Jared VanWormer | RW | 3 | 0 | 0 | 0 | -1 | 4 | 0 | 0 | 0 | 0 | 0 | 0 | 0 | 0 | 0 | 0 | 0 | 0 | 0 | 0.0 | 3 | 0.0 |
| 14 | * Shane Bowers | C | 4 | 0 | 0 | 0 | -2 | 2 | 0 | 0 | 0 | 0 | 0 | 0 | 0 | 0 | 0 | 0 | 0 | 0 | 0 | 0.0 | 6 | 0.0 |
| 34 | Kale Kessy (total) | LW | 16 | 0 | 0 | 0 | -3 | 81 | 0 | 0 | 0 | 0 | 0 | 0 | 0 | 0 | 0 | 0 | 0 | 0 | 0 | 0.0 | 6 | 0.0 |
| | MB | LW | 1 | 0 | 0 | 0 | 0 | 0 | 0 | 0 | 0 | 0 | 0 | 0 | 0 | 0 | 0 | 0 | 0 | 0 | 0 | 0.0 | 0 | 0.0 |
| | COL | LW | 15 | 0 | 0 | 0 | -3 | 81 | 0 | 0 | 0 | 0 | 0 | 0 | 0 | 0 | 0 | 0 | 0 | 0 | 0 | 0.0 | 6 | 0.0 |
| 30 | Spencer Martin | G | 23 | 0 | 0 | 0 | 0 | 4 | 0 | 0 | 0 | 0 | 0 | 0 | 0 | 0 | 0 | 0 | 0 | 0 | 0 | 0.0 | 0 | 0.0 |
| 39 | Pavel Francouz | G | 49 | 0 | 0 | 0 | 0 | 13 | 0 | 0 | 0 | 0 | 0 | 0 | 0 | 0 | 0 | 0 | 0 | 0 | 0 | 0.0 | 1 | 0.0 |
| | BENCH | | 68 | 6 | | | | 24 | | | | | | | | | | | | | | 0.0 | 6 | |
| | TOTALS | | 68 | 191 | 304 | 489 | -76 | 1114 | 40 | 76 | 16 | 16 | 30 | 34 | 15 | 6 | 13 | 7 | 12 | 22 | 6 | 54.5 | 2134 | 8.7 |

----- SHOOTOUTS -----

| # | GOALIE | GP | MIN | W | L | OT | SO | EN | GA | GAA | SOGP | SOW | SOL | GA | ATT | SV% | SA | SVS | SV% |
|----|----------------|----|---------|----|----|----|----|----|-----|------|------|-----|-----|----|-----|------|------|------|------|
| 39 | Pavel Francouz | 49 | 2802:58 | 27 | 17 | 3 | 3 | 4 | 125 | 2.68 | 4 | 3 | 1 | 2 | 11 | .818 | 1528 | 1403 | .918 |
| 30 | Spencer Martin | 23 | 1304:35 | 9 | 10 | 2 | 3 | 1 | 74 | 3.40 | 3 | 3 | 0 | 3 | 10 | .700 | 752 | 678 | .902 |
| | Empty Net | | 31:30 | | | | | | 5 | | | | | | | | 5 | | |
| | Totals | 68 | 4139:03 | 36 | 27 | 5 | 6 | 5 | 204 | 2.96 | 7 | 6 | 1 | 5 | 21 | .762 | 2285 | 2081 | .911 |



2018-19 Team & Individual Statistics

Grand Rapids Griffins

| # | PLAYER | POS | GP | G | A | PTS | +/- | PIM | PP | PPA | SH | SHA | GW | FG | IG | OT | UA | EN | SOG | SOA | SOGW | SO% | SHOTS | SH% |
|----|----------------------|-----|----|-----|-----|-----|-----|-----|----|-----|----|-----|----|----|----|----|----|----|-----|-----|------|-------|-------|------|
| 25 | Chris Terry | RW | 69 | 29 | 32 | 61 | 5 | 38 | 5 | 12 | 0 | 0 | 5 | 4 | 0 | 0 | 2 | 2 | 3 | 8 | 2 | 37.5 | 204 | 14.2 |
| 73 | Matt Puempel | LW | 62 | 24 | 26 | 50 | 2 | 38 | 8 | 9 | 0 | 0 | 1 | 4 | 5 | 0 | 0 | 3 | 3 | 6 | 2 | 50.0 | 225 | 10.7 |
| 19 | Carter Camper | C | 67 | 17 | 33 | 50 | -1 | 24 | 2 | 15 | 0 | 0 | 4 | 2 | 2 | 2 | 1 | 1 | 0 | 1 | 0 | 0.0 | 141 | 12.1 |
| 15 | Turner Elson | LW | 72 | 18 | 21 | 39 | 12 | 80 | 3 | 3 | 3 | 0 | 1 | 4 | 2 | 0 | 1 | 1 | 0 | 0 | 0 | 0.0 | 139 | 13.0 |
| 22 | Wade Megan | C | 48 | 19 | 18 | 37 | 5 | 44 | 7 | 3 | 0 | 1 | 3 | 2 | 3 | 0 | 0 | 1 | 0 | 0 | 0 | 0.0 | 140 | 13.6 |
| 11 | * Filip Zadina | LW | 59 | 16 | 19 | 35 | -17 | 18 | 4 | 7 | 0 | 0 | 2 | 3 | 2 | 1 | 2 | 1 | 0 | 4 | 0 | 0.0 | 135 | 11.9 |
| 2 | Joe Hicketts | D | 64 | 3 | 24 | 27 | 2 | 67 | 0 | 10 | 0 | 0 | 1 | 0 | 0 | 0 | 0 | 0 | 0 | 0 | 0 | 0.0 | 109 | 2.8 |
| 10 | Axel Holmstrom | C | 65 | 12 | 13 | 25 | -3 | 6 | 4 | 5 | 0 | 0 | 3 | 1 | 1 | 0 | 0 | 0 | 0 | 3 | 0 | 0.0 | 60 | 20.0 |
| 55 | Matthew Ford | RW | 61 | 11 | 13 | 24 | -6 | 49 | 1 | 2 | 0 | 0 | 1 | 1 | 2 | 0 | 1 | 2 | 0 | 0 | 0 | 0.0 | 110 | 10.0 |
| 13 | Filip Hronek | D | 31 | 7 | 17 | 24 | 0 | 45 | 4 | 5 | 0 | 1 | 3 | 2 | 0 | 2 | 2 | 0 | 0 | 1 | 0 | 0.0 | 80 | 8.8 |
| 23 | Dominic Turgeon | C | 72 | 6 | 14 | 20 | 1 | 41 | 0 | 1 | 0 | 0 | 1 | 1 | 0 | 0 | 1 | 1 | 2 | 7 | 1 | 28.6 | 115 | 5.2 |
| 45 | Colin Campbell | RW | 63 | 8 | 11 | 19 | 0 | 24 | 1 | 1 | 1 | 1 | 2 | 3 | 1 | 0 | 1 | 0 | 0 | 0 | 0 | 0.0 | 99 | 8.1 |
| 9 | Vili Saarijarvi | D | 70 | 2 | 14 | 16 | 19 | 20 | 2 | 4 | 0 | 0 | 1 | 0 | 0 | 0 | 0 | 0 | 0 | 0 | 0 | 0.0 | 121 | 1.7 |
| 27 | Jake Chelios | D | 61 | 1 | 14 | 15 | 18 | 28 | 0 | 0 | 0 | 0 | 0 | 0 | 0 | 0 | 0 | 0 | 0 | 0 | 0 | 0.0 | 61 | 1.6 |
| 91 | Martin Frk | RW | 13 | 5 | 9 | 14 | 12 | 6 | 1 | 0 | 0 | 0 | 0 | 1 | 0 | 0 | 0 | 0 | 0 | 0 | 0 | 0.0 | 37 | 13.5 |
| 4 | Libor Sulak | D | 61 | 5 | 9 | 14 | -7 | 42 | 0 | 1 | 0 | 0 | 0 | 1 | 1 | 0 | 0 | 0 | 0 | 0 | 0 | 0.0 | 95 | 5.3 |
| 18 | Brian Lashoff | D | 53 | 1 | 13 | 14 | 5 | 33 | 0 | 3 | 0 | 1 | 0 | 0 | 0 | 0 | 0 | 0 | 0 | 0 | 0 | 0.0 | 70 | 1.4 |
| 54 | * Givani Smith | LW | 64 | 6 | 7 | 13 | 2 | 86 | 0 | 0 | 0 | 0 | 0 | 0 | 0 | 0 | 0 | 1 | 0 | 0 | 0 | 0.0 | 59 | 10.2 |
| 44 | * Dennis Cholowski | D | 25 | 0 | 12 | 12 | 0 | 12 | 0 | 6 | 0 | 0 | 0 | 0 | 0 | 0 | 0 | 0 | 0 | 1 | 0 | 0.0 | 43 | 0.0 |
| 65 | Dominik Shine | RW | 72 | 6 | 5 | 11 | -3 | 53 | 0 | 0 | 0 | 0 | 2 | 0 | 1 | 0 | 0 | 2 | 0 | 0 | 0 | 0.0 | 87 | 6.9 |
| 52 | Dylan McIlrath | D | 52 | 1 | 9 | 10 | 13 | 98 | 0 | 0 | 0 | 0 | 1 | 0 | 0 | 0 | 0 | 0 | 0 | 0 | 0 | 0.0 | 65 | 1.5 |
| 39 | Derek Hulak (total) | LW | 43 | 3 | 4 | 7 | 2 | 6 | 0 | 0 | 0 | 0 | 0 | 1 | 0 | 0 | 0 | 0 | 1 | 1 | 1 | 100.0 | 42 | 7.1 |
| | HER | LW | 8 | 2 | 1 | 3 | 2 | 0 | 0 | 0 | 0 | 0 | 0 | 1 | 0 | 0 | 0 | 0 | 0 | 0 | 0 | 0.0 | 7 | 28.6 |
| | GR | LW | 35 | 1 | 3 | 4 | 0 | 6 | 0 | 0 | 0 | 0 | 0 | 0 | 0 | 0 | 0 | 0 | 1 | 1 | 1 | 1.0 | 35 | 2.9 |
| 26 | Christoffer Ehn | C | 17 | 2 | 5 | 7 | 4 | 8 | 0 | 0 | 0 | 0 | 0 | 0 | 1 | 0 | 0 | 0 | 0 | 0 | 0 | 0.0 | 11 | 18.2 |
| 5 | Kevin Tansey (total) | D | 15 | 2 | 2 | 4 | -2 | 4 | 0 | 0 | 0 | 0 | 0 | 0 | 0 | 0 | 0 | 0 | 0 | 0 | 0 | 0.0 | 19 | 10.5 |
| | STK | D | 11 | 2 | 2 | 4 | 0 | 2 | 0 | 0 | 0 | 0 | 0 | 0 | 0 | 0 | 0 | 0 | 0 | 0 | 0 | 0.0 | 15 | 13.3 |
| | GR | D | 4 | 0 | 0 | 0 | -2 | 2 | 0 | 0 | 0 | 0 | 0 | 0 | 0 | 0 | 0 | 0 | 0 | 0 | 0 | 0.0 | 4 | 0.0 |
| 12 | * David Pope | LW | 28 | 2 | 1 | 3 | -1 | 12 | 1 | 0 | 0 | 0 | 0 | 2 | 0 | 0 | 0 | 0 | 0 | 0 | 0 | 0.0 | 29 | 6.9 |
| 14 | * Trevor Hamilton | D | 17 | 1 | 2 | 3 | -7 | 8 | 1 | 0 | 0 | 0 | 0 | 0 | 0 | 0 | 0 | 0 | 0 | 0 | 0 | 0.0 | 13 | 7.7 |
| 29 | Harri Sateri | G | 40 | 0 | 3 | 3 | 0 | 0 | 0 | 2 | 0 | 0 | 0 | 0 | 0 | 0 | 0 | 0 | 0 | 0 | 0 | 0.0 | 0 | 0.0 |
| 21 | * Michael Rasmussen | C | 3 | 2 | 0 | 2 | 0 | 0 | 1 | 0 | 0 | 0 | 0 | 0 | 1 | 0 | 0 | 1 | 0 | 0 | 0 | 0.0 | 5 | 40.0 |
| 21 | * Chase Pearson | C | 10 | 2 | 0 | 2 | -2 | 2 | 0 | 0 | 0 | 0 | 0 | 0 | 0 | 0 | 0 | 0 | 0 | 0 | 0 | 0.0 | 17 | 11.8 |
| 16 | * Tyler Spezia | F | 8 | 1 | 1 | 2 | 2 | 0 | 0 | 0 | 0 | 0 | 1 | 0 | 0 | 0 | 1 | 0 | 0 | 0 | 0 | 0.0 | 7 | 14.3 |
| 6 | Matt Finn | D | 4 | 1 | 0 | 1 | -2 | 2 | 0 | 0 | 0 | 0 | 0 | 0 | 0 | 0 | 0 | 0 | 0 | 0 | 0 | 0.0 | 2 | 50.0 |
| 51 | * Troy Loggins | LW | 4 | 1 | 0 | 1 | -2 | 0 | 0 | 0 | 0 | 0 | 0 | 0 | 0 | 0 | 0 | 0 | 0 | 0 | 0 | 0.0 | 2 | 50.0 |
| 28 | Dylan Sadowy | LW | 14 | 1 | 0 | 1 | -3 | 9 | 0 | 0 | 0 | 0 | 0 | 0 | 0 | 0 | 0 | 0 | 0 | 0 | 0 | 0.0 | 19 | 5.3 |
| 38 | Chris Carlisle | D | 2 | 0 | 1 | 1 | 0 | 7 | 0 | 0 | 0 | 0 | 0 | 0 | 0 | 0 | 0 | 0 | 0 | 0 | 0 | 0.0 | 0 | 0.0 |
| 35 | Pat Nagle | G | 1 | 0 | 0 | 0 | 0 | 0 | 0 | 0 | 0 | 0 | 0 | 0 | 0 | 0 | 0 | 0 | 0 | 0 | 0 | 0.0 | 0 | 0.0 |
| 32 | Bryan Moore | LW | 2 | 0 | 0 | 0 | 0 | 4 | 0 | 0 | 0 | 0 | 0 | 0 | 0 | 0 | 0 | 0 | 0 | 0 | 0 | 0.0 | 2 | 0.0 |
| 16 | Eric Sweetman | D | 2 | 0 | 0 | 0 | -2 | 0 | 0 | 0 | 0 | 0 | 0 | 0 | 0 | 0 | 0 | 0 | 0 | 0 | 0 | 0.0 | 0 | 0.0 |
| 51 | * Trevor Yates | C | 2 | 0 | 0 | 0 | -1 | 4 | 0 | 0 | 0 | 0 | 0 | 0 | 0 | 0 | 0 | 0 | 0 | 0 | 0 | 0.0 | 1 | 0.0 |
| 5 | * Mackenze Stewart | D | 4 | 0 | 0 | 0 | -3 | 0 | 0 | 0 | 0 | 0 | 0 | 0 | 0 | 0 | 0 | 0 | 0 | 0 | 0 | 0.0 | 7 | 0.0 |
| 17 | * Marcus Crawford | D | 8 | 0 | 0 | 0 | -2 | 4 | 0 | 0 | 0 | 0 | 0 | 0 | 0 | 0 | 0 | 0 | 0 | 0 | 0 | 0.0 | 13 | 0.0 |
| 42 | Patrik Rybar | G | 37 | 0 | 0 | 0 | 0 | 0 | 0 | 0 | 0 | 0 | 0 | 0 | 0 | 0 | 0 | 0 | 0 | 0 | 0 | 0.0 | 0 | 0.0 |
| | BENCH | | 76 | 6 | | | | 12 | | | | | | | | | | | | | | 0.0 | 6 | |
| | TOTALS | | 76 | 217 | 349 | 560 | 44 | 932 | 45 | 89 | 4 | 4 | 32 | 31 | 22 | 5 | 12 | 16 | 9 | 32 | 6 | 28.1 | 2368 | 8.9 |

----- SHOOTOUTS -----

| # | GOALIE | GP | MIN | W | L | OT | SO | EN | GA | GAA | SOGP | SOW | SOL | GA | ATT | SV% | SA | SVS | SV% |
|----|--------------|----|---------|----|----|----|----|----|-----|------|------|-----|-----|----|-----|-------|------|------|------|
| 42 | Patrik Rybar | 37 | 2164:40 | 16 | 16 | 5 | 2 | 6 | 90 | 2.49 | 6 | 2 | 4 | 7 | 22 | .682 | 982 | 892 | .908 |
| 29 | Harri Sateri | 40 | 2367:33 | 22 | 11 | 5 | 0 | 5 | 112 | 2.84 | 4 | 4 | 0 | 0 | 12 | 1.000 | 1108 | 996 | .899 |
| 35 | Pat Nagle | 1 | 62:23 | 0 | 0 | 1 | 0 | 0 | 5 | 4.81 | 0 | 0 | 0 | 0 | 0 | --- | 25 | 20 | .800 |
| | Empty Net | | 47:44 | | | | | | 11 | | | | | | | | 11 | | |
| | Totals | 76 | 4642:20 | 38 | 27 | 11 | 2 | 11 | 218 | 2.82 | 10 | 6 | 4 | 7 | 34 | .794 | 2126 | 1908 | .897 |



2018-19 Team & Individual Statistics

Hartford Wolf Pack

| # | PLAYER | POS | GP | G | A | PTS | +/- | PIM | PP | PPA | SH | SHA | GW | FG | IG | OT | UA | EN | SOG | SOA | SOGW | SO% | SHOTS | SH% |
|----|-------------------------|-----|----|-----|-----|-----|------|-----|----|-----|----|-----|----|----|----|----|----|----|-----|-----|------|------|-------|------|
| 3 | John Gilmour | D | 70 | 20 | 34 | 54 | -11 | 31 | 5 | 18 | 0 | 0 | 5 | 3 | 1 | 3 | 2 | 0 | 0 | 1 | 0 | 0.0 | 170 | 11.8 |
| 19 | Steven Fogarty | C | 66 | 21 | 31 | 52 | -21 | 50 | 5 | 8 | 3 | 2 | 2 | 2 | 2 | 0 | 4 | 0 | 0 | 2 | 0 | 0.0 | 117 | 17.9 |
| 22 | Peter Holland | C | 52 | 20 | 29 | 49 | -8 | 50 | 7 | 13 | 1 | 0 | 4 | 5 | 2 | 0 | 0 | 2 | 0 | 3 | 0 | 0.0 | 154 | 13.0 |
| 95 | Vinni Lettieri | RW | 48 | 23 | 25 | 48 | -10 | 22 | 8 | 11 | 1 | 1 | 3 | 3 | 1 | 2 | 2 | 1 | 1 | 3 | 1 | 33.3 | 182 | 12.6 |
| 81 | Ville Meskanen | RW | 70 | 12 | 22 | 34 | -13 | 18 | 2 | 5 | 0 | 0 | 2 | 1 | 0 | 0 | 0 | 0 | 1 | 0 | 0 | 0.0 | 125 | 9.6 |
| 22 | Darren Raddysh (total) | D | 76 | 9 | 21 | 30 | -4 | 36 | 2 | 9 | 0 | 0 | 3 | 1 | 1 | 3 | 2 | 1 | 0 | 0 | 0 | 0.0 | 138 | 6.5 |
| | RFD | D | 54 | 8 | 18 | 26 | 6 | 20 | 2 | 8 | 0 | 0 | 3 | 0 | 1 | 3 | 1 | 1 | 0 | 0 | 0 | 0.0 | 106 | 7.5 |
| | HFD | D | 22 | 1 | 3 | 4 | -10 | 16 | 0 | 1 | 0 | 0 | 0 | 1 | 0 | 0 | 1 | 0 | 0 | 0 | 0 | 0.0 | 32 | 3.1 |
| 26 | * Tim Gettinger | LW | 64 | 14 | 13 | 27 | -20 | 27 | 6 | 4 | 0 | 3 | 2 | 4 | 0 | 0 | 1 | 0 | 0 | 0 | 0 | 0.0 | 116 | 12.1 |
| 11 | Ryan Gropp | LW | 61 | 11 | 15 | 26 | -12 | 18 | 3 | 6 | 0 | 0 | 3 | 1 | 1 | 1 | 1 | 1 | 0 | 3 | 0 | 0.0 | 83 | 13.3 |
| 37 | Gabriel Fontaine | C | 72 | 11 | 15 | 26 | -10 | 18 | 3 | 3 | 3 | 1 | 0 | 2 | 3 | 0 | 3 | 1 | 0 | 0 | 0 | 0.0 | 101 | 10.9 |
| 10 | Cole Schneider | LW | 36 | 13 | 12 | 25 | -2 | 33 | 6 | 3 | 0 | 1 | 2 | 1 | 2 | 0 | 1 | 0 | 0 | 0 | 0 | 0.0 | 82 | 15.9 |
| 39 | Matt Beleskey | LW | 53 | 5 | 17 | 22 | -10 | 55 | 2 | 4 | 0 | 1 | 0 | 3 | 0 | 0 | 0 | 0 | 0 | 0 | 0 | 0.0 | 103 | 4.9 |
| 27 | Chris Bigras | D | 52 | 3 | 19 | 22 | 5 | 36 | 0 | 6 | 1 | 0 | 1 | 0 | 1 | 0 | 0 | 0 | 0 | 0 | 0 | 0.0 | 76 | 3.9 |
| 15 | Bobby Butler | RW | 69 | 8 | 12 | 20 | -26 | 20 | 2 | 4 | 1 | 0 | 2 | 1 | 0 | 1 | 1 | 0 | 1 | 3 | 1 | 33.3 | 95 | 8.4 |
| 28 | Lias Andersson | C | 36 | 6 | 14 | 20 | -24 | 25 | 1 | 6 | 1 | 1 | 0 | 2 | 0 | 0 | 0 | 0 | 0 | 2 | 0 | 0.0 | 70 | 8.6 |
| 23 | Connor Brickley (total) | LW | 52 | 9 | 8 | 17 | -11 | 20 | 2 | 1 | 0 | 0 | 3 | 1 | 1 | 0 | 0 | 0 | 0 | 0 | 0 | 0.0 | 74 | 12.2 |
| | MIL | LW | 39 | 7 | 4 | 11 | -11 | 18 | 2 | 0 | 0 | 0 | 3 | 1 | 1 | 0 | 0 | 0 | 0 | 0 | 0 | 0.0 | 56 | 12.5 |
| | HFD | LW | 13 | 2 | 4 | 6 | 0 | 2 | 0 | 1 | 0 | 0 | 0 | 0 | 0 | 0 | 0 | 0 | 0 | 0 | 0 | 0.0 | 18 | 11.1 |
| 14 | Brandon Crowley | D | 50 | 3 | 12 | 15 | -12 | 111 | 1 | 0 | 0 | 1 | 0 | 1 | 0 | 0 | 0 | 0 | 0 | 0 | 0 | 0.0 | 78 | 3.8 |
| 74 | * Sean Day | D | 46 | 3 | 11 | 14 | -23 | 8 | 1 | 5 | 0 | 0 | 0 | 0 | 0 | 0 | 0 | 0 | 0 | 0 | 0 | 0.0 | 59 | 5.1 |
| 5 | * Ryan Lindgren | D | 65 | 0 | 12 | 12 | -1 | 94 | 0 | 0 | 0 | 1 | 0 | 0 | 0 | 0 | 0 | 0 | 0 | 0 | 0 | 0.0 | 57 | 0.0 |
| 44 | Rob O'Gara | D | 47 | 3 | 8 | 11 | 3 | 64 | 0 | 0 | 1 | 0 | 0 | 0 | 0 | 0 | 0 | 0 | 0 | 0 | 0 | 0.0 | 44 | 6.8 |
| 92 | Shawn O'Donnell | RW | 53 | 5 | 3 | 8 | 4 | 54 | 0 | 0 | 0 | 1 | 0 | 0 | 0 | 0 | 0 | 0 | 0 | 0 | 0 | 0.0 | 51 | 9.8 |
| 24 | Boo Nieves | C | 16 | 3 | 5 | 8 | -8 | 6 | 0 | 4 | 0 | 0 | 0 | 1 | 0 | 0 | 0 | 0 | 0 | 0 | 0 | 0.0 | 18 | 16.7 |
| 63 | Julius Bergman (total) | D | 43 | 0 | 8 | 8 | -12 | 14 | 0 | 2 | 0 | 0 | 0 | 0 | 0 | 0 | 0 | 0 | 0 | 0 | 0 | 0.0 | 31 | 0.0 |
| | BEL | D | 33 | 0 | 6 | 6 | -9 | 12 | 0 | 1 | 0 | 0 | 0 | 0 | 0 | 0 | 0 | 0 | 0 | 0 | 0 | 0.0 | 27 | 0.0 |
| | HFD | D | 10 | 0 | 2 | 2 | -3 | 2 | 0 | 1 | 0 | 0 | 0 | 0 | 0 | 0 | 0 | 0 | 0 | 0 | 0 | 0.0 | 4 | 0.0 |
| 34 | * Michael Lindqvist | LW | 16 | 3 | 4 | 7 | -3 | 8 | 1 | 0 | 0 | 0 | 0 | 0 | 0 | 0 | 0 | 0 | 1 | 0 | 0 | 0.0 | 21 | 14.3 |
| 70 | Shawn St. Amant | RW | 44 | 3 | 3 | 6 | -9 | 39 | 0 | 0 | 0 | 0 | 0 | 0 | 1 | 0 | 0 | 0 | 0 | 0 | 0 | 0.0 | 41 | 7.3 |
| 7 | * Ty Ronning | RW | 23 | 4 | 1 | 5 | -7 | 10 | 0 | 0 | 0 | 0 | 0 | 0 | 0 | 0 | 2 | 0 | 0 | 0 | 0 | 0.0 | 30 | 13.3 |
| 43 | * Libor Hajek | D | 58 | 0 | 5 | 5 | -26 | 36 | 0 | 0 | 0 | 0 | 0 | 0 | 0 | 0 | 0 | 0 | 0 | 0 | 0 | 0.0 | 72 | 0.0 |
| 59 | * Jake Elmer | RW | 5 | 2 | 2 | 4 | -1 | 4 | 0 | 1 | 0 | 0 | 0 | 0 | 0 | 0 | 1 | 0 | 0 | 0 | 0 | 0.0 | 11 | 18.2 |
| 10 | * Ryan Dmowski | LW | 10 | 1 | 3 | 4 | -1 | 4 | 0 | 1 | 0 | 0 | 0 | 1 | 0 | 0 | 0 | 0 | 0 | 0 | 0 | 0.0 | 22 | 4.5 |
| 17 | * Nick Jones | C | 10 | 2 | 1 | 3 | -1 | 4 | 1 | 0 | 0 | 0 | 0 | 0 | 0 | 0 | 0 | 0 | 0 | 0 | 0 | 0.0 | 14 | 14.3 |
| 20 | Josh Wesley (total) | D | 21 | 1 | 2 | 3 | -2 | 19 | 0 | 0 | 0 | 0 | 0 | 0 | 0 | 0 | 0 | 0 | 0 | 0 | 0 | 0.0 | 26 | 3.8 |
| | CHA | D | 6 | 0 | 2 | 2 | 0 | 6 | 0 | 0 | 0 | 0 | 0 | 0 | 0 | 0 | 0 | 0 | 0 | 0 | 0 | 0.0 | 10 | 0.0 |
| | HFD | D | 15 | 1 | 0 | 1 | -2 | 13 | 0 | 0 | 0 | 0 | 0 | 0 | 0 | 0 | 0 | 0 | 0 | 0 | 0 | 0.0 | 16 | 6.3 |
| 59 | Vince Pedrie | D | 7 | 0 | 3 | 3 | -2 | 4 | 0 | 1 | 0 | 0 | 0 | 0 | 0 | 0 | 0 | 0 | 0 | 0 | 0 | 0.0 | 11 | 0.0 |
| 18 | * Lewis Zerter-Gossage | RW | 5 | 2 | 0 | 2 | 1 | 0 | 0 | 0 | 0 | 0 | 1 | 0 | 0 | 0 | 0 | 0 | 0 | 0 | 0 | 0.0 | 6 | 33.3 |
| 17 | * Alex Kile | LW | 2 | 1 | 0 | 1 | -2 | 0 | 0 | 0 | 0 | 0 | 0 | 0 | 0 | 0 | 0 | 0 | 0 | 0 | 0 | 0.0 | 3 | 33.3 |
| 13 | * Drew Melanson | LW | 10 | 1 | 0 | 1 | -2 | 4 | 0 | 0 | 0 | 0 | 0 | 0 | 0 | 0 | 0 | 0 | 0 | 0 | 0 | 0.0 | 9 | 11.1 |
| 21 | * Shawn McBride | C | 5 | 0 | 1 | 1 | 0 | 0 | 0 | 0 | 0 | 0 | 0 | 0 | 0 | 0 | 0 | 0 | 0 | 0 | 0 | 0.0 | 1 | 0.0 |
| 6 | Matt Register | D | 5 | 0 | 1 | 1 | -2 | 0 | 0 | 1 | 0 | 0 | 0 | 0 | 0 | 0 | 0 | 0 | 0 | 0 | 0 | 0.0 | 5 | 0.0 |
| 29 | * Patrick Newell | RW | 6 | 0 | 1 | 1 | -3 | 4 | 0 | 0 | 0 | 0 | 0 | 0 | 0 | 0 | 0 | 0 | 0 | 1 | 0 | 0.0 | 7 | 0.0 |
| 1 | Dustin Tokarski | G | 21 | 0 | 1 | 1 | 0 | 6 | 0 | 0 | 0 | 0 | 0 | 0 | 0 | 0 | 0 | 0 | 0 | 0 | 0 | 0.0 | 0 | 0.0 |
| 34 | Terrence Wallin | C | 23 | 0 | 1 | 1 | -6 | 7 | 0 | 0 | 0 | 0 | 0 | 0 | 0 | 0 | 0 | 0 | 0 | 0 | 0 | 0.0 | 22 | 0.0 |
| 33 | * Chris Nell | G | 2 | 0 | 0 | 0 | 0 | 0 | 0 | 0 | 0 | 0 | 0 | 0 | 0 | 0 | 0 | 0 | 0 | 0 | 0 | 0.0 | 0 | 0.0 |
| 20 | Matt Finn | D | 4 | 0 | 0 | 0 | 1 | 2 | 0 | 0 | 0 | 0 | 0 | 0 | 0 | 0 | 0 | 0 | 0 | 0 | 0 | 0.0 | 4 | 0.0 |
| 9 | Greg Chase | LW | 5 | 0 | 0 | 0 | -1 | 4 | 0 | 0 | 0 | 0 | 0 | 0 | 0 | 0 | 0 | 0 | 0 | 0 | 0 | 0.0 | 2 | 0.0 |
| 9 | Zac Lynch | C | 6 | 0 | 0 | 0 | -1 | 0 | 0 | 0 | 0 | 0 | 0 | 0 | 0 | 0 | 0 | 0 | 0 | 0 | 0 | 0.0 | 7 | 0.0 |
| 35 | * Adam Huska | G | 9 | 0 | 0 | 0 | 0 | 0 | 0 | 0 | 0 | 0 | 0 | 0 | 0 | 0 | 0 | 0 | 0 | 0 | 0 | 0.0 | 0 | 0.0 |
| 8 | Zach Tolkinen | D | 9 | 0 | 0 | 0 | -5 | 4 | 0 | 0 | 0 | 0 | 0 | 0 | 0 | 0 | 0 | 0 | 0 | 0 | 0 | 0.0 | 4 | 0.0 |
| 30 | Alexandar Georgiev | G | 11 | 0 | 0 | 0 | 0 | 4 | 0 | 0 | 0 | 0 | 0 | 0 | 0 | 0 | 0 | 0 | 0 | 0 | 0 | 0.0 | 0 | 0.0 |
| 31 | Brandon Halverson | G | 19 | 0 | 0 | 0 | 0 | 2 | 0 | 0 | 0 | 0 | 0 | 0 | 0 | 0 | 0 | 0 | 0 | 0 | 0 | 0.0 | 1 | 0.0 |
| 2 | Marek Mazanec | G | 20 | 0 | 0 | 0 | 0 | 0 | 0 | 0 | 0 | 0 | 0 | 0 | 0 | 0 | 0 | 0 | 0 | 0 | 0 | 0.0 | 0 | 0.0 |
| 25 | Dawson Leedahl | LW | 29 | 0 | 0 | 0 | -1 | 22 | 0 | 0 | 0 | 0 | 0 | 0 | 0 | 0 | 0 | 0 | 0 | 0 | 0 | 0.0 | 27 | 0.0 |
| | BENCH | | 76 | 2 | | | | 12 | | | | | | | | | | | | | | 0.0 | 2 | |
| | TOTALS | | 76 | 209 | 345 | 552 | -285 | 953 | 54 | 107 | 12 | 13 | 27 | 33 | 14 | 7 | 19 | 5 | 2 | 20 | 2 | 10.0 | 2173 | 9.5 |

----- SHOOTOUTS -----

| # | GOALIE | GP | MIN | W | L | OT | SO | EN | GA | GAA | SOGP | SOW | SOL | GA | ATT | SV% | SA | SVS | SV% |
|----|--------------------|----|---------|----|----|----|----|----|-----|------|------|-----|-----|----|-----|-------|------|------|------|
| 33 | * Chris Nell | 2 | 71:11 | 1 | 0 | 0 | 0 | 0 | 1 | 0.84 | 0 | 0 | 0 | 0 | 0 | --- | 37 | 36 | .973 |
| 2 | Marek Mazanec | 20 | 1154:58 | 7 | 8 | 4 | 0 | 7 | 58 | 3.01 | 3 | 0 | 3 | 4 | 11 | .636 | 596 | 538 | .903 |
| 1 | Dustin Tokarski | 21 | 1140:35 | 10 | 6 | 2 | 1 | 3 | 59 | 3.10 | 1 | 1 | 0 | 0 | 3 | 1.000 | 596 | 537 | .901 |
| 31 | Brandon Halverson | 19 | 1075:27 | 8 | 8 | 3 | 0 | 3 | 57 | 3.18 | 1 | 1 | 0 | 0 | 3 | 1.000 | 533 | 476 | .893 |
| 35 | * Adam Huska | 9 | 504:57 | 1 | 5 | 2 | 0 | 3 | 29 | 3.45 | 1 | 0 | 1 | 1 | 2 | .500 | 261 | 232 | .889 |
| 30 | Alexandar Georgiev | 11 | 623:44 | 2 | 9 | 0 | 0 | 4 | 38 | 3.66 | 0 | 0 | 0 | 0 | 0 | --- | 324 | 286 | .883 |
| | Empty Net | | 52:37 | | | | | | 20 | | | | | | | | 20 | | |
| | Totals | 76 | 4623:29 | 29 | 36 | 11 | 1 | 20 | 262 | 3.40 | 6 | 2 | 4 | 5 | 19 | .737 | 2367 | 2105 | .889 |



2018-19 Team & Individual Statistics

Hershey Bears

| # | PLAYER | POS | GP | G | A | PTS | +/- | PIM | PP | PPA | SH | SHA | GW | FG | IG | OT | UA | EN | SOG | SOA | SOGW | SO% | SHOTS | SH% |
|----|------------------------|-----|----|-----|-----|-----|-----|-----|----|-----|----|-----|----|----|----|----|----|----|-----|-----|------|------|-------|------|
| 17 | Mike Sgarbossa | C | 75 | 30 | 35 | 65 | -3 | 91 | 14 | 20 | 0 | 2 | 1 | 6 | 3 | 0 | 1 | 1 | 1 | 10 | 1 | 10.0 | 172 | 17.4 |
| 19 | Riley Barber | RW | 64 | 31 | 29 | 60 | 0 | 84 | 13 | 19 | 1 | 0 | 6 | 3 | 7 | 0 | 3 | 2 | 5 | 12 | 3 | 41.7 | 232 | 13.4 |
| 27 | Aaron Ness | D | 71 | 5 | 50 | 55 | 24 | 40 | 3 | 26 | 0 | 0 | 2 | 0 | 1 | 0 | 0 | 0 | 1 | 3 | 1 | 33.3 | 110 | 4.5 |
| 36 | Jayson Megna | C | 71 | 20 | 23 | 43 | -1 | 34 | 8 | 5 | 1 | 0 | 5 | 6 | 1 | 0 | 0 | 0 | 0 | 3 | 0 | 0.0 | 160 | 12.5 |
| 12 | Nathan Walker | LW | 58 | 17 | 22 | 39 | -8 | 54 | 6 | 6 | 0 | 0 | 1 | 8 | 1 | 0 | 1 | 1 | 3 | 7 | 2 | 42.9 | 126 | 13.5 |
| 18 | * Garrett Pilon | C | 71 | 10 | 23 | 33 | -4 | 12 | 1 | 10 | 0 | 0 | 1 | 2 | 2 | 1 | 1 | 0 | 0 | 1 | 0 | 0.0 | 97 | 10.3 |
| 5 | Ryan Sproul (total) | D | 64 | 10 | 19 | 29 | -2 | 16 | 3 | 5 | 0 | 0 | 4 | 2 | 1 | 1 | 1 | 0 | 0 | 2 | 0 | 0.0 | 165 | 6.1 |
| | TOR | D | 1 | 0 | 1 | 1 | 0 | 0 | 0 | 0 | 0 | 0 | 0 | 0 | 0 | 0 | 0 | 0 | 0 | 0 | 0 | 0.0 | 5 | 0.0 |
| | LAV | D | 11 | 1 | 4 | 5 | 0 | 8 | 1 | 1 | 0 | 0 | 0 | 0 | 0 | 0 | 0 | 0 | 0 | 0 | 0 | 0.0 | 20 | 5.0 |
| | HER | D | 52 | 9 | 14 | 23 | -2 | 8 | 2 | 4 | 0 | 0 | 4 | 2 | 1 | 1 | 1 | 0 | 0 | 2 | 0 | 0.0 | 140 | 6.4 |
| 20 | Liam O'Brien | LW | 74 | 15 | 13 | 28 | -12 | 118 | 3 | 1 | 0 | 0 | 4 | 3 | 1 | 0 | 0 | 2 | 0 | 2 | 0 | 0.0 | 131 | 11.5 |
| 10 | * Shane Gersich | LW | 66 | 8 | 16 | 24 | -5 | 57 | 2 | 5 | 0 | 0 | 0 | 1 | 2 | 0 | 1 | 0 | 1 | 4 | 0 | 25.0 | 125 | 6.4 |
| 7 | Connor Hobbs | D | 59 | 3 | 15 | 18 | -7 | 82 | 1 | 5 | 0 | 0 | 0 | 1 | 0 | 0 | 0 | 0 | 0 | 0 | 0 | 0.0 | 88 | 3.4 |
| 11 | Steve Whitney | RW | 60 | 9 | 7 | 16 | -3 | 26 | 1 | 0 | 0 | 0 | 3 | 1 | 2 | 0 | 1 | 0 | 0 | 0 | 0 | 0.0 | 65 | 13.8 |
| 13 | * Beck Malenstyn | RW | 74 | 7 | 9 | 16 | 0 | 66 | 0 | 0 | 1 | 1 | 1 | 2 | 0 | 0 | 0 | 0 | 0 | 0 | 0 | 0.0 | 92 | 7.6 |
| 2 | Tyler Lewington | D | 65 | 3 | 12 | 15 | 7 | 121 | 0 | 0 | 0 | 0 | 0 | 0 | 0 | 0 | 0 | 0 | 0 | 0 | 0 | 0.0 | 56 | 5.4 |
| 23 | Devante Smith-Pelly | RW | 20 | 6 | 8 | 14 | 2 | 2 | 1 | 2 | 0 | 0 | 0 | 0 | 1 | 0 | 1 | 0 | 1 | 2 | 1 | 50.0 | 51 | 11.8 |
| 22 | Juuso Ikonen | RW | 54 | 4 | 10 | 14 | -1 | 6 | 1 | 3 | 0 | 0 | 1 | 0 | 0 | 0 | 0 | 0 | 0 | 0 | 0 | 0.0 | 53 | 7.5 |
| 6 | Lucas Johansen | D | 45 | 3 | 11 | 14 | -14 | 22 | 1 | 6 | 0 | 1 | 0 | 0 | 0 | 0 | 1 | 1 | 0 | 0 | 0 | 0.0 | 50 | 6.0 |
| 24 | Maximilian Kammerer | LW | 33 | 4 | 9 | 13 | -1 | 4 | 1 | 0 | 0 | 0 | 0 | 0 | 0 | 0 | 0 | 0 | 1 | 0 | 0 | 0.0 | 25 | 16.0 |
| 28 | * Brian Pinho | C | 73 | 4 | 8 | 12 | -1 | 8 | 1 | 0 | 0 | 0 | 1 | 1 | 0 | 0 | 0 | 0 | 0 | 0 | 0 | 0.0 | 74 | 5.4 |
| 25 | Colby Williams | D | 36 | 0 | 10 | 10 | -15 | 33 | 0 | 2 | 0 | 0 | 0 | 0 | 0 | 0 | 0 | 0 | 0 | 0 | 0 | 0.0 | 29 | 0.0 |
| 15 | * Joe Snively | LW | 9 | 2 | 5 | 7 | 3 | 0 | 1 | 1 | 0 | 0 | 1 | 0 | 1 | 0 | 0 | 1 | 0 | 0 | 0 | 0.0 | 15 | 13.3 |
| 34 | Jonas Siegenthaler | D | 34 | 2 | 4 | 6 | 3 | 30 | 0 | 0 | 0 | 0 | 1 | 0 | 0 | 0 | 0 | 0 | 0 | 0 | 0 | 0.0 | 36 | 5.6 |
| 23 | Sergei Shumakov | RW | 10 | 3 | 1 | 4 | 3 | 2 | 0 | 0 | 0 | 0 | 0 | 0 | 0 | 0 | 2 | 0 | 0 | 0 | 0 | 0.0 | 9 | 33.3 |
| 39 | Chris McCarthy | C | 2 | 1 | 3 | 4 | 2 | 0 | 0 | 0 | 0 | 0 | 0 | 0 | 0 | 0 | 0 | 0 | 0 | 0 | 0 | 0.0 | 3 | 33.3 |
| 37 | Derek Hulak | LW | 8 | 2 | 1 | 3 | 2 | 0 | 0 | 0 | 0 | 0 | 0 | 1 | 0 | 0 | 0 | 0 | 0 | 0 | 0 | 0.0 | 7 | 28.6 |
| 14 | * Axel Jonsson-Fjallby | LW | 16 | 2 | 1 | 3 | -5 | 0 | 0 | 0 | 0 | 0 | 1 | 1 | 0 | 0 | 0 | 0 | 0 | 1 | 0 | 0.0 | 16 | 12.5 |
| 21 | Hampus Gustafsson | C | 44 | 0 | 3 | 3 | 2 | 20 | 0 | 0 | 0 | 0 | 0 | 0 | 0 | 0 | 0 | 0 | 0 | 0 | 0 | 0.0 | 29 | 0.0 |
| 23 | * Grant Besse | RW | 7 | 2 | 0 | 2 | -1 | 2 | 0 | 0 | 0 | 0 | 1 | 0 | 0 | 0 | 0 | 0 | 0 | 1 | 0 | 0.0 | 15 | 13.3 |
| 37 | Joey Leach | D | 18 | 1 | 1 | 2 | 2 | 6 | 0 | 0 | 0 | 0 | 1 | 0 | 0 | 0 | 0 | 0 | 0 | 0 | 0 | 0.0 | 17 | 5.9 |
| 4 | * Cliff Watson | D | 5 | 0 | 2 | 2 | 3 | 2 | 0 | 0 | 0 | 0 | 0 | 0 | 0 | 0 | 0 | 0 | 0 | 0 | 0 | 0.0 | 3 | 0.0 |
| 15 | Travis Boyd | C | 2 | 0 | 1 | 1 | -2 | 2 | 0 | 1 | 0 | 0 | 0 | 0 | 0 | 0 | 0 | 0 | 0 | 0 | 0 | 0.0 | 1 | 0.0 |
| 35 | Parker Milner | G | 3 | 0 | 1 | 1 | 0 | 2 | 0 | 0 | 0 | 0 | 0 | 0 | 0 | 0 | 0 | 0 | 0 | 0 | 0 | 0.0 | 0 | 0.0 |
| 26 | * Dylan Steman | C | 4 | 0 | 1 | 1 | 3 | 0 | 0 | 0 | 0 | 0 | 0 | 0 | 0 | 0 | 0 | 0 | 0 | 0 | 0 | 0.0 | 2 | 0.0 |
| 32 | * Jake Linhart | D | 5 | 0 | 1 | 1 | -1 | 0 | 0 | 1 | 0 | 0 | 0 | 0 | 0 | 0 | 0 | 0 | 0 | 0 | 0 | 0.0 | 1 | 0.0 |
| 39 | * Steve Johnson | D | 9 | 0 | 1 | 1 | -6 | 0 | 0 | 0 | 0 | 0 | 0 | 0 | 0 | 0 | 0 | 0 | 0 | 0 | 0 | 0.0 | 11 | 0.0 |
| 39 | Logan Pyett | D | 10 | 0 | 1 | 1 | -5 | 8 | 0 | 0 | 0 | 0 | 0 | 0 | 0 | 0 | 0 | 0 | 0 | 0 | 0 | 0.0 | 7 | 0.0 |
| 40 | Mason Mitchell | LW | 11 | 0 | 1 | 1 | -2 | 8 | 0 | 0 | 0 | 0 | 0 | 0 | 0 | 0 | 0 | 0 | 0 | 0 | 0 | 0.0 | 7 | 0.0 |
| 30 | Vitek Vanecek | G | 38 | 0 | 1 | 1 | 0 | 4 | 0 | 0 | 0 | 0 | 0 | 0 | 0 | 0 | 0 | 0 | 0 | 0 | 0 | 0.0 | 0 | 0.0 |
| 33 | * Tobias Geisser | D | 41 | 0 | 1 | 1 | 0 | 6 | 0 | 0 | 0 | 0 | 0 | 0 | 0 | 0 | 0 | 0 | 0 | 0 | 0 | 0.0 | 18 | 0.0 |
| 29 | * Steven Spinner | RW | 1 | 0 | 0 | 0 | 0 | 0 | 0 | 0 | 0 | 0 | 0 | 0 | 0 | 0 | 0 | 0 | 0 | 0 | 0 | 0.0 | 2 | 0.0 |
| 29 | Christian Djoos | D | 2 | 0 | 0 | 0 | 0 | 2 | 0 | 0 | 0 | 0 | 0 | 0 | 0 | 0 | 0 | 0 | 0 | 0 | 0 | 0.0 | 4 | 0.0 |
| 32 | * Bobby Nardella | D | 2 | 0 | 0 | 0 | 1 | 2 | 0 | 0 | 0 | 0 | 0 | 0 | 0 | 0 | 0 | 0 | 0 | 0 | 0 | 0.0 | 3 | 0.0 |
| 15 | Jeremy Morin | RW | 3 | 0 | 0 | 0 | 0 | 2 | 0 | 0 | 0 | 0 | 0 | 0 | 0 | 0 | 0 | 0 | 0 | 0 | 0 | 0.0 | 3 | 0.0 |
| 4 | * Kris Bindulis | D | 4 | 0 | 0 | 0 | 0 | 2 | 0 | 0 | 0 | 0 | 0 | 0 | 0 | 0 | 0 | 0 | 0 | 0 | 0 | 0.0 | 2 | 0.0 |
| 35 | * Ilya Samsonov | G | 37 | 0 | 0 | 0 | 0 | 0 | 0 | 0 | 0 | 0 | 0 | 0 | 0 | 0 | 0 | 0 | 0 | 0 | 0 | 0.0 | 0 | 0.0 |
| | BENCH | | 76 | 8 | | | | 30 | | | | | | | | | | | | | | 0.0 | 8 | |
| | TOTALS | | 76 | 211 | 354 | 557 | -30 | 998 | 60 | 117 | 3 | 4 | 35 | 38 | 23 | 2 | 13 | 8 | 12 | 49 | 8 | 24.5 | 2095 | 9.7 |

----- SHOOTOUTS -----

| # | GOALIE | GP | MIN | W | L | OT | SO | EN | GA | GAA | SOGP | SOW | SOL | GA | ATT | SV% | SA | SVS | SV% |
|----|-----------------|----|---------|----|----|----|----|----|-----|------|------|-----|-----|----|-----|-------|------|------|------|
| 35 | Parker Milner | 3 | 184:17 | 2 | 1 | 0 | 0 | 0 | 7 | 2.28 | 1 | 1 | 0 | 0 | 7 | 1.000 | 102 | 95 | .931 |
| 30 | Vitek Vanecek | 38 | 2219:32 | 21 | 10 | 6 | 2 | 3 | 97 | 2.62 | 7 | 4 | 3 | 5 | 30 | .833 | 1042 | 945 | .907 |
| 35 | * Ilya Samsonov | 37 | 2202:23 | 20 | 14 | 2 | 3 | 5 | 99 | 2.70 | 4 | 3 | 1 | 2 | 11 | .818 | 967 | 868 | .898 |
| | Empty Net | | 24:25 | | | | | | 8 | | | | | | | | 8 | | |
| | Totals | 76 | 4630:37 | 43 | 25 | 8 | 5 | 8 | 211 | 2.73 | 12 | 8 | 4 | 7 | 48 | .854 | 2119 | 1908 | .900 |



2018-19 Team & Individual Statistics

Iowa Wild

| # | PLAYER | POS | GP | G | A | PTS | +/- | PIM | PP | PPA | SH | SHA | GW | FG | IG | OT | UA | EN | SOG | SOA | SOGW | SO% | SHOTS | SH% |
|----|-----------------------|-----|----|-----|-----|-----|-----|-----|----|-----|----|-----|----|----|----|----|----|----|-----|-----|------|------|-------|------|
| 9 | Cal O'Reilly | C | 67 | 16 | 51 | 67 | -2 | 14 | 6 | 26 | 1 | 0 | 2 | 0 | 1 | 1 | 1 | 2 | 0 | 3 | 0 | 0.0 | 129 | 12.4 |
| 20 | Gerald Mayhew | RW | 71 | 27 | 33 | 60 | 15 | 51 | 9 | 5 | 2 | 1 | 1 | 6 | 2 | 0 | 2 | 1 | 0 | 1 | 0 | 0.0 | 205 | 13.2 |
| 42 | Kyle Rau | LW | 69 | 26 | 27 | 53 | -21 | 24 | 17 | 11 | 2 | 2 | 4 | 3 | 2 | 1 | 0 | 1 | 0 | 1 | 0 | 0.0 | 202 | 12.9 |
| 27 | Brennan Menell | D | 70 | 2 | 42 | 44 | 10 | 25 | 1 | 20 | 0 | 0 | 0 | 2 | 0 | 0 | 0 | 0 | 0 | 0 | 0 | 0.0 | 87 | 2.3 |
| 7 | Sam Anas | RW | 60 | 14 | 24 | 38 | -13 | 12 | 9 | 19 | 0 | 0 | 3 | 1 | 1 | 0 | 0 | 0 | 3 | 6 | 2 | 50.0 | 107 | 13.1 |
| 26 | Matt Read | RW | 61 | 16 | 21 | 37 | -5 | 36 | 4 | 4 | 2 | 0 | 2 | 1 | 2 | 0 | 3 | 3 | 0 | 2 | 0 | 0.0 | 107 | 15.0 |
| 23 | * Mason Shaw | LW | 76 | 8 | 25 | 33 | -2 | 43 | 2 | 3 | 0 | 0 | 1 | 1 | 1 | 0 | 0 | 0 | 0 | 0 | 0 | 0.0 | 124 | 6.5 |
| 28 | * Dmitry Sokolov | RW | 60 | 16 | 14 | 30 | -4 | 2 | 6 | 4 | 0 | 0 | 3 | 3 | 0 | 1 | 1 | 0 | 1 | 4 | 0 | 25.0 | 116 | 13.8 |
| 25 | Justin Kloos | C | 34 | 12 | 18 | 30 | 4 | 26 | 3 | 4 | 1 | 4 | 1 | 3 | 0 | 1 | 0 | 1 | 1 | 2 | 1 | 50.0 | 91 | 13.2 |
| 14 | * Will Bitten | RW | 63 | 13 | 16 | 29 | 2 | 20 | 0 | 0 | 0 | 0 | 1 | 2 | 2 | 0 | 0 | 1 | 0 | 0 | 0 | 0.0 | 102 | 12.7 |
| 3 | Michael Kapla (total) | D | 66 | 2 | 22 | 24 | -14 | 14 | 1 | 10 | 0 | 0 | 0 | 0 | 0 | 0 | 0 | 0 | 0 | 0 | 0 | 0.0 | 53 | 3.8 |
| | BNG | D | 45 | 1 | 15 | 16 | -6 | 10 | 1 | 4 | 0 | 0 | 0 | 0 | 0 | 0 | 0 | 0 | 0 | 0 | 0 | 0.0 | 42 | 2.4 |
| | IA | D | 21 | 1 | 7 | 8 | -8 | 4 | 0 | 6 | 0 | 0 | 0 | 0 | 0 | 0 | 0 | 0 | 0 | 0 | 0 | 0.0 | 11 | 9.1 |
| 36 | Colton Beck | F | 74 | 14 | 9 | 23 | -4 | 34 | 1 | 1 | 2 | 1 | 3 | 4 | 2 | 0 | 1 | 0 | 0 | 0 | 0 | 0.0 | 129 | 10.9 |
| 8 | * Louie Belpedio | D | 70 | 6 | 15 | 21 | -10 | 50 | 3 | 9 | 0 | 0 | 1 | 1 | 1 | 1 | 0 | 0 | 0 | 1 | 0 | 0.0 | 147 | 4.1 |
| 19 | Luke Kunin | C | 28 | 12 | 8 | 20 | 2 | 30 | 3 | 3 | 0 | 0 | 1 | 1 | 2 | 0 | 1 | 0 | 0 | 2 | 0 | 0.0 | 59 | 20.3 |
| 6 | * Mitch McLain | C | 58 | 10 | 10 | 20 | -2 | 38 | 0 | 0 | 0 | 0 | 1 | 5 | 0 | 0 | 0 | 0 | 0 | 0 | 0 | 0.0 | 78 | 12.8 |
| 21 | Carson Soucy | D | 66 | 5 | 15 | 20 | 6 | 71 | 0 | 0 | 0 | 1 | 1 | 1 | 0 | 1 | 0 | 0 | 0 | 0 | 0 | 0.0 | 90 | 5.6 |
| 10 | * Gerry Fitzgerald | C | 67 | 12 | 7 | 19 | 3 | 6 | 0 | 2 | 0 | 0 | 1 | 3 | 2 | 1 | 0 | 0 | 3 | 6 | 1 | 50.0 | 92 | 13.0 |
| 44 | Matt Bartkowski | D | 70 | 4 | 15 | 19 | 11 | 48 | 0 | 0 | 0 | 0 | 2 | 1 | 0 | 1 | 0 | 0 | 0 | 0 | 0 | 0.0 | 86 | 4.7 |
| 12 | * Ryan Donato (total) | LW | 21 | 9 | 8 | 17 | 0 | 11 | 2 | 5 | 0 | 0 | 3 | 2 | 0 | 1 | 0 | 0 | 0 | 0 | 0 | 0.0 | 65 | 13.8 |
| | PRO | LW | 18 | 7 | 5 | 12 | -1 | 7 | 2 | 3 | 0 | 0 | 2 | 2 | 0 | 1 | 0 | 0 | 0 | 0 | 0 | 0.0 | 58 | 12.1 |
| | IA | LW | 3 | 2 | 3 | 5 | 1 | 4 | 0 | 2 | 0 | 0 | 1 | 0 | 0 | 0 | 0 | 0 | 0 | 0 | 0 | 0.0 | 7 | 28.6 |
| 24 | Ryan Murphy | D | 35 | 3 | 12 | 15 | 2 | 12 | 1 | 7 | 0 | 0 | 1 | 1 | 0 | 0 | 1 | 1 | 0 | 0 | 0 | 0.0 | 48 | 6.3 |
| 17 | Mike Liambas | LW | 53 | 4 | 6 | 10 | -2 | 137 | 0 | 0 | 0 | 0 | 0 | 1 | 0 | 0 | 0 | 0 | 0 | 0 | 0 | 0.0 | 35 | 11.4 |
| 12 | Joel Eriksson Ek | F | 9 | 4 | 5 | 9 | -3 | 8 | 2 | 2 | 0 | 0 | 2 | 1 | 1 | 0 | 0 | 1 | 0 | 0 | 0 | 0.0 | 31 | 12.9 |
| 16 | Eric Martinsson | D | 13 | 0 | 9 | 9 | -2 | 10 | 0 | 7 | 0 | 0 | 0 | 0 | 0 | 0 | 0 | 0 | 0 | 0 | 0 | 0.0 | 16 | 0.0 |
| 39 | Nate Prosser | D | 31 | 1 | 7 | 8 | -1 | 20 | 0 | 0 | 0 | 0 | 0 | 0 | 0 | 0 | 0 | 0 | 0 | 0 | 0 | 0.0 | 32 | 3.1 |
| 37 | Hunter Warner | D | 73 | 1 | 6 | 7 | 7 | 97 | 0 | 0 | 0 | 0 | 0 | 1 | 0 | 0 | 0 | 0 | 0 | 0 | 0 | 0.0 | 42 | 2.4 |
| 2 | * Jordan Greenway | LW | 5 | 3 | 3 | 6 | 2 | 0 | 1 | 1 | 0 | 0 | 1 | 1 | 0 | 0 | 0 | 0 | 0 | 0 | 0 | 0.0 | 9 | 33.3 |
| 25 | J.T. Brown | RW | 6 | 3 | 3 | 6 | 3 | 4 | 0 | 1 | 0 | 0 | 0 | 0 | 0 | 0 | 0 | 0 | 0 | 0 | 0 | 0.0 | 22 | 13.6 |
| 41 | Landon Ferraro | LW | 12 | 2 | 3 | 5 | 1 | 14 | 1 | 0 | 0 | 0 | 0 | 0 | 2 | 0 | 1 | 1 | 0 | 0 | 0 | 0.0 | 15 | 13.3 |
| 18 | * Gustav Bouramman | D | 23 | 0 | 2 | 2 | -5 | 6 | 0 | 0 | 0 | 0 | 0 | 0 | 0 | 0 | 0 | 0 | 0 | 0 | 0 | 0.0 | 12 | 0.0 |
| 29 | Riley Bourbonnais | F | 10 | 1 | 0 | 1 | -2 | 2 | 0 | 0 | 0 | 0 | 0 | 1 | 0 | 0 | 0 | 0 | 0 | 0 | 0 | 0.0 | 6 | 16.7 |
| 35 | Andrew Hammond | G | 33 | 0 | 1 | 1 | 0 | 0 | 0 | 1 | 0 | 0 | 0 | 0 | 0 | 0 | 0 | 0 | 0 | 0 | 0 | 0.0 | 0 | 0.0 |
| 30 | C.J. Motte | G | 4 | 0 | 0 | 0 | 0 | 0 | 0 | 0 | 0 | 0 | 0 | 0 | 0 | 0 | 0 | 0 | 0 | 0 | 0 | 0.0 | 0 | 0.0 |
| 39 | Stepan Falkovsky | D | 5 | 0 | 0 | 0 | -2 | 2 | 0 | 0 | 0 | 0 | 0 | 0 | 0 | 0 | 0 | 0 | 0 | 0 | 0 | 0.0 | 1 | 0.0 |
| 16 | * Tyler Sheehy | F | 5 | 0 | 0 | 0 | -4 | 0 | 0 | 0 | 0 | 0 | 0 | 0 | 0 | 0 | 0 | 0 | 0 | 0 | 0 | 0.0 | 4 | 0.0 |
| 34 | * Kaapo Kahkonen | G | 39 | 0 | 0 | 0 | 0 | 2 | 0 | 0 | 0 | 0 | 0 | 0 | 0 | 0 | 0 | 0 | 0 | 0 | 0 | 0.0 | 0 | 0.0 |
| | BENCH | | 76 | 4 | | | | 22 | | | | | | | | | | | | | | 0.0 | 4 | |
| | TOTALS | | 76 | 242 | 417 | 655 | -23 | 874 | 69 | 138 | 10 | 9 | 33 | 44 | 21 | 8 | 11 | 12 | 8 | 28 | 4 | 28.6 | 2246 | 10.6 |

----- SHOOTOUTS -----

| # | GOALIE | GP | MIN | W | L | OT | SO | EN | GA | GAA | SOGP | SOW | SOL | GA | ATT | SV% | SA | SVS | SV% |
|----|------------------|----|---------|----|----|----|----|----|-----|------|------|-----|-----|----|-----|------|------|------|------|
| 30 | C.J. Motte | 4 | 248:35 | 1 | 0 | 3 | 0 | 0 | 11 | 2.66 | 1 | 0 | 1 | 2 | 3 | .333 | 104 | 93 | .894 |
| 34 | * Kaapo Kahkonen | 39 | 2372:38 | 17 | 14 | 8 | 6 | 4 | 110 | 2.78 | 6 | 2 | 4 | 5 | 16 | .688 | 1190 | 1080 | .908 |
| 35 | Andrew Hammond | 33 | 1987:53 | 19 | 12 | 2 | 3 | 7 | 93 | 2.81 | 2 | 2 | 0 | 1 | 7 | .857 | 1030 | 937 | .910 |
| | Empty Net | | 37:09 | | | | | | 11 | | | | | | | | 11 | | |
| | Totals | 76 | 4646:15 | 37 | 26 | 13 | 9 | 11 | 225 | 2.91 | 9 | 4 | 5 | 8 | 26 | .692 | 2335 | 2110 | .904 |



2018-19 Team & Individual Statistics

Laval Rocket

| # | PLAYER | POS | GP | G | A | PTS | +/- | PIM | PP | PPA | SH | SHA | GW | FG | IG | OT | UA | EN | SOG | SOA | SOGW | SO% | SHOTS | SH% |
|----|---------------------------|-----|----|-----|-----|-----|------|-----|----|-----|----|-----|----|----|----|----|----|----|-----|-----|------|------|-------|------|
| 22 | Alex Belzile | C | 74 | 19 | 35 | 54 | -11 | 80 | 8 | 15 | 1 | 4 | 3 | 4 | 1 | 0 | 1 | 0 | 3 | 9 | 0 | 33.3 | 179 | 10.6 |
| 10 | * Jake Evans | C | 67 | 13 | 32 | 45 | -11 | 26 | 6 | 17 | 1 | 0 | 3 | 2 | 0 | 1 | 0 | 0 | 0 | 5 | 0 | 0.0 | 110 | 11.8 |
| 24 | Daniel Audette | C | 71 | 14 | 25 | 39 | -3 | 53 | 6 | 11 | 0 | 0 | 1 | 1 | 1 | 0 | 1 | 2 | 4 | 8 | 2 | 50.0 | 119 | 11.8 |
| 21 | Byron Froese | C | 46 | 14 | 16 | 30 | 2 | 23 | 4 | 6 | 1 | 0 | 1 | 3 | 1 | 0 | 1 | 0 | 0 | 3 | 0 | 0.0 | 97 | 14.4 |
| 12 | * Lukas Vejdemo | C | 66 | 13 | 16 | 29 | 5 | 18 | 1 | 1 | 1 | 1 | 1 | 2 | 3 | 0 | 3 | 1 | 0 | 1 | 0 | 0.0 | 97 | 13.4 |
| 27 | * Alexandre Alain | C | 72 | 8 | 20 | 28 | -6 | 38 | 2 | 6 | 0 | 1 | 1 | 2 | 0 | 0 | 0 | 0 | 0 | 0 | 0 | 0.0 | 109 | 7.3 |
| 43 | Xavier Ouellet | D | 47 | 7 | 21 | 28 | -11 | 20 | 3 | 15 | 0 | 1 | 2 | 1 | 1 | 2 | 1 | 0 | 0 | 0 | 0 | 0.0 | 144 | 4.9 |
| 28 | Alexandre Grenier | RW | 68 | 11 | 16 | 27 | -16 | 54 | 2 | 7 | 0 | 0 | 1 | 1 | 3 | 0 | 3 | 1 | 0 | 4 | 0 | 0.0 | 112 | 9.8 |
| 11 | Nikita Jevpalovs | RW | 69 | 13 | 12 | 25 | 1 | 38 | 1 | 3 | 2 | 1 | 2 | 2 | 0 | 1 | 4 | 0 | 0 | 3 | 0 | 0.0 | 109 | 11.9 |
| 38 | * Cale Fleury | D | 60 | 9 | 14 | 23 | -16 | 23 | 4 | 5 | 0 | 0 | 2 | 1 | 0 | 0 | 0 | 0 | 0 | 0 | 0 | 0.0 | 85 | 10.6 |
| 25 | Michael McCarron | C | 32 | 7 | 14 | 21 | 0 | 46 | 4 | 2 | 0 | 1 | 0 | 1 | 0 | 0 | 0 | 0 | 0 | 0 | 0 | 0.0 | 65 | 10.8 |
| 2 | Maxim Lamarche | D | 73 | 3 | 16 | 19 | -1 | 40 | 0 | 1 | 0 | 1 | 0 | 0 | 0 | 0 | 1 | 0 | 0 | 0 | 0 | 0.0 | 50 | 6.0 |
| 26 | Michael Chaput | C | 24 | 10 | 6 | 16 | 0 | 18 | 2 | 1 | 3 | 1 | 4 | 3 | 0 | 0 | 0 | 0 | 0 | 0 | 0 | 0.0 | 53 | 18.9 |
| 3 | Brett Kulak | D | 19 | 3 | 8 | 11 | 2 | 4 | 2 | 4 | 0 | 0 | 1 | 1 | 0 | 0 | 0 | 0 | 0 | 1 | 0 | 0.0 | 52 | 5.8 |
| 23 | * Michael Pezzetta | LW | 55 | 6 | 4 | 10 | -13 | 77 | 1 | 1 | 0 | 0 | 0 | 0 | 0 | 0 | 1 | 0 | 1 | 2 | 0 | 50.0 | 48 | 12.5 |
| 39 | Hunter Shinkaruk | LW | 54 | 5 | 5 | 10 | 1 | 20 | 1 | 1 | 0 | 0 | 2 | 0 | 2 | 0 | 0 | 0 | 1 | 3 | 1 | 33.3 | 68 | 7.4 |
| 18 | Kenny Agostino | LW | 12 | 4 | 6 | 10 | -5 | 4 | 2 | 2 | 0 | 0 | 0 | 0 | 0 | 0 | 0 | 0 | 0 | 0 | 0 | 0.0 | 48 | 8.3 |
| 14 | Brett Lernout | D | 74 | 4 | 5 | 9 | 3 | 41 | 0 | 0 | 1 | 3 | 0 | 1 | 0 | 0 | 1 | 1 | 0 | 0 | 0 | 0.0 | 88 | 4.5 |
| 5 | * David Sklenicka | D | 68 | 3 | 6 | 9 | 3 | 50 | 0 | 0 | 1 | 0 | 0 | 1 | 0 | 0 | 0 | 0 | 0 | 0 | 0 | 0.0 | 81 | 3.7 |
| 41 | * Alex Kile (total) | LW | 39 | 6 | 2 | 8 | -17 | 13 | 0 | 0 | 0 | 0 | 0 | 0 | 1 | 0 | 0 | 0 | 0 | 0 | 0 | 0.0 | 26 | 23.1 |
| | UTI | LW | 4 | 0 | 0 | 0 | -3 | 0 | 0 | 0 | 0 | 0 | 0 | 0 | 0 | 0 | 0 | 0 | 0 | 0 | 0 | 0.0 | 0 | 0.0 |
| | HFD | LW | 2 | 1 | 0 | 1 | -2 | 0 | 0 | 0 | 0 | 0 | 0 | 0 | 0 | 0 | 0 | 0 | 0 | 0 | 0 | 0.0 | 3 | 33.3 |
| | LAV | LW | 33 | 5 | 2 | 7 | -12 | 13 | 0 | 0 | 0 | 0 | 0 | 0 | 1 | 0 | 0 | 0 | 0 | 0 | 0 | 0.0 | 23 | 21.7 |
| 17 | * Hayden Verbeek | C | 48 | 4 | 3 | 7 | -5 | 17 | 0 | 0 | 0 | 0 | 0 | 1 | 0 | 0 | 0 | 0 | 0 | 0 | 0 | 0.0 | 51 | 7.8 |
| 16 | Karl Alzner | D | 34 | 1 | 5 | 6 | 2 | 10 | 0 | 0 | 0 | 1 | 0 | 1 | 0 | 0 | 0 | 0 | 0 | 0 | 0 | 0.0 | 26 | 3.8 |
| 19 | Antoine Waked | RW | 27 | 2 | 3 | 5 | 0 | 28 | 0 | 0 | 1 | 0 | 1 | 0 | 0 | 0 | 0 | 0 | 0 | 0 | 0 | 0.0 | 20 | 10.0 |
| 8 | Ryan Sproul | D | 11 | 1 | 4 | 5 | 0 | 8 | 1 | 1 | 0 | 0 | 0 | 0 | 0 | 0 | 0 | 0 | 0 | 0 | 0 | 0.0 | 20 | 5.0 |
| 21 | Dale Weise (total) | RW | 6 | 3 | 1 | 4 | 3 | 2 | 1 | 0 | 1 | 0 | 0 | 1 | 0 | 0 | 0 | 0 | 0 | 0 | 0 | 0.0 | 10 | 30.0 |
| | LV | RW | 3 | 1 | 1 | 2 | 1 | 2 | 0 | 0 | 0 | 0 | 0 | 0 | 0 | 0 | 0 | 0 | 0 | 0 | 0 | 0.0 | 6 | 16.7 |
| | LAV | RW | 3 | 2 | 0 | 2 | 2 | 0 | 1 | 0 | 1 | 0 | 0 | 1 | 0 | 0 | 0 | 0 | 0 | 0 | 0 | 0.0 | 4 | 50.0 |
| 37 | * Joe Cox | F | 9 | 2 | 2 | 4 | -2 | 2 | 1 | 0 | 0 | 0 | 1 | 0 | 0 | 0 | 0 | 0 | 0 | 0 | 0 | 0.0 | 17 | 11.8 |
| 8 | * Victor Mete | D | 7 | 1 | 3 | 4 | 2 | 0 | 0 | 1 | 0 | 0 | 0 | 0 | 0 | 0 | 0 | 0 | 0 | 0 | 0 | 0.0 | 8 | 12.5 |
| 8 | David Schlemko | D | 8 | 1 | 3 | 4 | -6 | 2 | 0 | 1 | 0 | 1 | 0 | 0 | 0 | 0 | 0 | 0 | 0 | 0 | 0 | 0.0 | 24 | 4.2 |
| 15 | * Phelix Martineau | C | 30 | 0 | 4 | 4 | -9 | 16 | 0 | 0 | 0 | 0 | 0 | 0 | 0 | 0 | 0 | 0 | 0 | 0 | 0 | 0.0 | 23 | 0.0 |
| 6 | Michal Moravcik | D | 20 | 1 | 2 | 3 | 4 | 8 | 0 | 0 | 0 | 0 | 0 | 0 | 0 | 0 | 0 | 0 | 0 | 0 | 0 | 0.0 | 22 | 4.5 |
| 37 | Simon Despres | D | 5 | 1 | 1 | 2 | -2 | 4 | 1 | 0 | 0 | 0 | 1 | 0 | 0 | 1 | 0 | 0 | 0 | 0 | 0 | 0.0 | 3 | 33.3 |
| 32 | * Morgan Adams-Moisan | RW | 16 | 1 | 1 | 2 | -2 | 26 | 0 | 0 | 0 | 0 | 0 | 1 | 0 | 0 | 0 | 0 | 0 | 0 | 0 | 0.0 | 10 | 10.0 |
| 42 | Marco Roy (total) | C | 22 | 1 | 1 | 2 | -4 | 8 | 0 | 0 | 0 | 0 | 0 | 0 | 1 | 0 | 0 | 0 | 0 | 0 | 0 | 0.0 | 8 | 12.5 |
| | CHI | C | 12 | 1 | 1 | 2 | 1 | 2 | 0 | 0 | 0 | 0 | 0 | 0 | 1 | 0 | 0 | 0 | 0 | 0 | 0 | 0.0 | 3 | 33.3 |
| | LAV | C | 10 | 0 | 0 | 0 | -5 | 6 | 0 | 0 | 0 | 0 | 0 | 0 | 0 | 0 | 0 | 0 | 0 | 0 | 0 | 0.0 | 5 | 0.0 |
| 37 | Nikita Scherbak | RW | 5 | 1 | 0 | 1 | 0 | 2 | 0 | 0 | 0 | 0 | 0 | 0 | 1 | 0 | 0 | 0 | 0 | 0 | 0 | 0.0 | 6 | 16.7 |
| 21 | * Matthew Struthers | C | 5 | 1 | 0 | 1 | -3 | 0 | 1 | 0 | 0 | 0 | 0 | 0 | 0 | 0 | 0 | 0 | 0 | 0 | 0 | 0.0 | 5 | 20.0 |
| 18 | Thomas Ebbring | F | 6 | 1 | 0 | 1 | -1 | 2 | 0 | 0 | 0 | 0 | 0 | 0 | 0 | 0 | 0 | 0 | 0 | 0 | 0 | 0.0 | 7 | 14.3 |
| 7 | Ryan Culkin | D | 10 | 1 | 0 | 1 | 0 | 8 | 0 | 0 | 0 | 0 | 0 | 0 | 0 | 0 | 0 | 0 | 0 | 0 | 0 | 0.0 | 11 | 9.1 |
| 20 | Gustav Olofsson | D | 2 | 0 | 1 | 1 | 0 | 0 | 0 | 0 | 0 | 0 | 0 | 0 | 0 | 0 | 0 | 0 | 0 | 0 | 0 | 0.0 | 1 | 0.0 |
| 37 | * Philippe Hudon | RW | 3 | 0 | 1 | 1 | 1 | 0 | 0 | 0 | 0 | 0 | 0 | 0 | 0 | 0 | 0 | 0 | 0 | 0 | 0 | 0.0 | 3 | 0.0 |
| 8 | * Josh Brook | D | 7 | 0 | 1 | 1 | -2 | 10 | 0 | 1 | 0 | 0 | 0 | 0 | 0 | 0 | 0 | 0 | 0 | 0 | 0 | 0.0 | 8 | 0.0 |
| 4 | * Adam Plant | D | 14 | 0 | 1 | 1 | -7 | 10 | 0 | 0 | 0 | 0 | 0 | 0 | 0 | 0 | 0 | 0 | 0 | 0 | 0 | 0.0 | 12 | 0.0 |
| 44 | Noah Juulsen | D | 3 | 0 | 0 | 0 | -1 | 0 | 0 | 0 | 0 | 0 | 0 | 0 | 0 | 0 | 0 | 0 | 0 | 0 | 0 | 0.0 | 0 | 0.0 |
| 29 | * Etienne Marcoux | G | 5 | 0 | 0 | 0 | 0 | 0 | 0 | 0 | 0 | 0 | 0 | 0 | 0 | 0 | 0 | 0 | 0 | 0 | 0 | 0.0 | 0 | 0.0 |
| 33 | * Connor LaCouvee (total) | G | 17 | 0 | 0 | 0 | 0 | 0 | 0 | 0 | 0 | 0 | 0 | 0 | 0 | 0 | 0 | 0 | 0 | 0 | 0 | 0.0 | 0 | 0.0 |
| | UTI | G | 3 | 0 | 0 | 0 | 0 | 0 | 0 | 0 | 0 | 0 | 0 | 0 | 0 | 0 | 0 | 0 | 0 | 0 | 0 | 0.0 | 0 | 0.0 |
| | LAV | G | 14 | 0 | 0 | 0 | 0 | 0 | 0 | 0 | 0 | 0 | 0 | 0 | 0 | 0 | 0 | 0 | 0 | 0 | 0 | 0.0 | 0 | 0.0 |
| 40 | Michael McNiven | G | 30 | 0 | 0 | 0 | 0 | 2 | 0 | 0 | 0 | 0 | 0 | 0 | 0 | 0 | 0 | 0 | 0 | 0 | 0 | 0.0 | 1 | 0.0 |
| 35 | Charlie Lindgren | G | 33 | 0 | 0 | 0 | 0 | 2 | 0 | 0 | 0 | 0 | 0 | 0 | 0 | 0 | 0 | 0 | 0 | 0 | 0 | 0.0 | 0 | 0.0 |
| | BENCH | | 76 | 3 | | | | 28 | | | | | | | | | | | | | | 0.0 | 3 | |
| | TOTALS | | 76 | 195 | 314 | 506 | -123 | 877 | 54 | 102 | 13 | 16 | 27 | 30 | 14 | 5 | 17 | 5 | 9 | 39 | 3 | 23.1 | 2027 | 9.5 |

----- SHOOTOUTS -----

| # | GOALIE | GP | MIN | W | L | OT | SO | EN | GA | GAA | SOGP | SOW | SOL | GA | ATT | SV% | SA | SVS | SV% |
|----|---------------------------|----|---------|----|----|----|----|----|-----|------|------|-----|-----|----|-----|------|------|------|------|
| 40 | Michael McNiven | 30 | 1618:56 | 11 | 12 | 3 | 2 | 9 | 68 | 2.52 | 3 | 0 | 3 | 5 | 14 | .643 | 696 | 628 | .902 |
| 33 | * Connor LaCouvee (total) | 17 | 964:49 | 7 | 6 | 2 | 0 | 5 | 41 | 2.55 | 4 | 2 | 2 | 6 | 20 | .700 | 446 | 405 | .908 |
| | UTI | 3 | 146:24 | 0 | 1 | 0 | 0 | 2 | 7 | 2.87 | 0 | 0 | 0 | 0 | 0 | --- | 57 | 50 | .877 |
| | LAV | 14 | 818:25 | 7 | 5 | 2 | 0 | 3 | 34 | 2.49 | 4 | 2 | 2 | 6 | 20 | .700 | 389 | 355 | .913 |
| 35 | Charlie Lindgren | 33 | 1859:08 | 11 | 14 | 6 | 0 | 3 | 91 | 2.94 | 2 | 1 | 1 | 1 | 7 | .857 | 783 | 692 | .884 |
| 29 | * Etienne Marcoux | 5 | 278:04 | 1 | 3 | 1 | 1 | 1 | 16 | 3.45 | 0 | 0 | 0 | 0 | 0 | --- | 121 | 105 | .868 |
| | Empty Net | | 54:12 | | | | | | 16 | | | | | | | | 16 | | |
| | Totals | 76 | 4628:45 | 30 | 34 | 12 | 3 | 16 | 225 | 2.92 | 9 | 3 | 6 | 12 | 41 | .707 | 2005 | 1780 | .888 |



2018-19 Team & Individual Statistics

Lehigh Valley Phantoms

| # | PLAYER | POS | GP | G | A | PTS | +/- | PIM | PP | PPA | SH | SHA | GW | FG | IG | OT | UA | EN | SOG | SOA | SOGW | SO% | SHOTS | SH% |
|----|------------------------|-----|----|-----|-----|-----|------|-----|----|-----|----|-----|----|----|----|----|----|----|-----|-----|------|-------|-------|------|
| 10 | Greg Carey | LW | 74 | 29 | 32 | 61 | -13 | 45 | 14 | 17 | 0 | 0 | 2 | 7 | 1 | 0 | 2 | 0 | 1 | 2 | 1 | 50.0 | 193 | 15.0 |
| 22 | Chris Conner | RW | 72 | 16 | 35 | 51 | -6 | 16 | 6 | 17 | 0 | 0 | 5 | 0 | 1 | 0 | 2 | 0 | 0 | 3 | 0 | 0.0 | 126 | 12.7 |
| 18 | Byron Froese (total) | C | 70 | 21 | 23 | 44 | 2 | 51 | 4 | 8 | 1 | 0 | 1 | 4 | 3 | 0 | 2 | 0 | 0 | 3 | 0 | 0.0 | 153 | 13.7 |
| | LAV | C | 46 | 14 | 16 | 30 | 2 | 23 | 4 | 6 | 1 | 0 | 1 | 3 | 1 | 0 | 1 | 0 | 0 | 3 | 0 | 0.0 | 97 | 14.4 |
| | LV | C | 24 | 7 | 7 | 14 | 0 | 28 | 0 | 2 | 0 | 0 | 0 | 1 | 2 | 0 | 1 | 0 | 0 | 0 | 0 | 0.0 | 56 | 12.5 |
| 43 | T.J. Brennan | D | 63 | 8 | 35 | 43 | -13 | 66 | 3 | 21 | 0 | 0 | 2 | 1 | 0 | 2 | 1 | 0 | 0 | 0 | 0 | 0.0 | 173 | 4.6 |
| 21 | Mike Vecchione | C | 67 | 15 | 23 | 38 | -8 | 36 | 3 | 7 | 2 | 0 | 4 | 2 | 3 | 1 | 1 | 1 | 0 | 1 | 0 | 0.0 | 133 | 11.3 |
| 5 | Philippe Myers | D | 53 | 9 | 24 | 33 | 9 | 78 | 1 | 6 | 1 | 0 | 1 | 1 | 3 | 0 | 0 | 1 | 0 | 0 | 0 | 0.0 | 144 | 6.3 |
| 25 | * Connor Bunnaman | C | 62 | 19 | 13 | 32 | -10 | 16 | 9 | 2 | 0 | 0 | 5 | 4 | 1 | 1 | 0 | 0 | 0 | 1 | 0 | 0.0 | 91 | 20.9 |
| 16 | Nicolas Aube-Kubel | RW | 54 | 16 | 14 | 30 | -2 | 69 | 0 | 4 | 0 | 0 | 5 | 0 | 1 | 1 | 2 | 0 | 0 | 3 | 0 | 0.0 | 95 | 16.8 |
| 28 | Justin Bailey (total) | RW | 54 | 15 | 13 | 28 | -4 | 30 | 2 | 2 | 0 | 0 | 2 | 6 | 1 | 0 | 1 | 1 | 0 | 0 | 0 | 0.0 | 146 | 10.3 |
| | ROC | RW | 37 | 9 | 11 | 20 | 0 | 18 | 1 | 2 | 0 | 0 | 2 | 4 | 0 | 0 | 1 | 0 | 0 | 0 | 0 | 0.0 | 104 | 8.7 |
| | LV | RW | 17 | 6 | 2 | 8 | -4 | 12 | 1 | 0 | 0 | 0 | 2 | 1 | 0 | 0 | 1 | 0 | 0 | 0 | 0 | 0.0 | 42 | 14.3 |
| 13 | Colin McDonald | RW | 69 | 13 | 15 | 28 | -6 | 14 | 2 | 1 | 0 | 0 | 0 | 3 | 0 | 0 | 1 | 1 | 0 | 0 | 0 | 0.0 | 137 | 9.5 |
| 26 | Phil Varone | C | 22 | 11 | 17 | 28 | 5 | 6 | 5 | 9 | 0 | 0 | 0 | 1 | 0 | 0 | 0 | 1 | 0 | 0 | 0 | 0.0 | 53 | 20.8 |
| 15 | Mikhail Vorobyev | C | 42 | 7 | 19 | 26 | -1 | 36 | 3 | 3 | 1 | 2 | 1 | 0 | 0 | 0 | 1 | 0 | 0 | 2 | 0 | 0.0 | 46 | 15.2 |
| 37 | Mark Friedman | D | 75 | 5 | 21 | 26 | -3 | 68 | 0 | 0 | 0 | 2 | 1 | 2 | 0 | 1 | 0 | 0 | 0 | 0 | 0 | 0.0 | 125 | 4.0 |
| 24 | * Carsen Twarynski | LW | 69 | 10 | 14 | 24 | -2 | 50 | 1 | 2 | 0 | 1 | 0 | 1 | 2 | 0 | 1 | 0 | 0 | 0 | 0 | 0.0 | 90 | 11.1 |
| 38 | * David Kase | RW | 40 | 8 | 15 | 23 | -10 | 10 | 2 | 4 | 0 | 0 | 0 | 1 | 1 | 0 | 1 | 0 | 0 | 2 | 0 | 0.0 | 51 | 15.7 |
| 44 | Reece Willcox | D | 65 | 3 | 17 | 20 | -15 | 25 | 0 | 0 | 0 | 0 | 0 | 1 | 0 | 0 | 0 | 0 | 0 | 0 | 0 | 0.0 | 68 | 4.4 |
| 23 | Taylor Leier | LW | 34 | 10 | 9 | 19 | 2 | 26 | 1 | 1 | 0 | 0 | 0 | 1 | 1 | 0 | 2 | 1 | 2 | 3 | 0 | 66.7 | 75 | 13.3 |
| 12 | Tyrell Goulbourne | LW | 63 | 9 | 9 | 18 | 1 | 135 | 0 | 0 | 0 | 1 | 1 | 3 | 1 | 0 | 0 | 1 | 0 | 0 | 0 | 0.0 | 85 | 10.6 |
| 6 | Philip Samuelsson | D | 67 | 4 | 11 | 15 | 2 | 26 | 0 | 0 | 0 | 0 | 0 | 1 | 1 | 0 | 0 | 1 | 0 | 0 | 0 | 0.0 | 80 | 5.0 |
| 7 | Zach Palmquist | D | 66 | 3 | 11 | 14 | -16 | 24 | 0 | 1 | 0 | 0 | 0 | 1 | 0 | 0 | 0 | 1 | 0 | 0 | 0 | 0.0 | 75 | 4.0 |
| 9 | Cole Bardreau | C | 40 | 7 | 5 | 12 | -3 | 38 | 0 | 0 | 4 | 1 | 1 | 0 | 1 | 0 | 3 | 0 | 0 | 0 | 0 | 0.0 | 52 | 13.5 |
| 17 | * German Rubtsov | C | 14 | 6 | 4 | 10 | 3 | 0 | 0 | 3 | 1 | 0 | 2 | 0 | 0 | 0 | 0 | 0 | 1 | 2 | 1 | 50.0 | 22 | 27.3 |
| 14 | Corban Knight | C | 8 | 4 | 6 | 10 | 7 | 2 | 1 | 2 | 1 | 1 | 1 | 1 | 0 | 0 | 0 | 0 | 0 | 2 | 0 | 0.0 | 18 | 22.2 |
| 2 | James de Haas | D | 48 | 1 | 9 | 10 | -12 | 22 | 0 | 0 | 0 | 0 | 0 | 0 | 0 | 0 | 0 | 0 | 0 | 0 | 0 | 0.0 | 46 | 2.2 |
| 4 | David Schlemko (total) | D | 26 | 1 | 7 | 8 | -8 | 6 | 0 | 2 | 0 | 1 | 0 | 0 | 0 | 0 | 0 | 0 | 0 | 0 | 0 | 0.0 | 48 | 2.1 |
| | LAV | D | 8 | 1 | 3 | 4 | -6 | 2 | 0 | 1 | 0 | 1 | 0 | 0 | 0 | 0 | 0 | 0 | 0 | 0 | 0 | 0.0 | 24 | 4.2 |
| | LV | D | 18 | 0 | 4 | 4 | -2 | 4 | 0 | 1 | 0 | 0 | 0 | 0 | 0 | 0 | 0 | 0 | 0 | 0 | 0 | 0.0 | 24 | 0.0 |
| 11 | Steven Swavely | C | 40 | 0 | 7 | 7 | -4 | 8 | 0 | 0 | 0 | 0 | 0 | 0 | 0 | 0 | 0 | 0 | 0 | 0 | 0 | 0.0 | 36 | 0.0 |
| 29 | * Pascal Laberge | C | 15 | 5 | 1 | 6 | 2 | 14 | 0 | 0 | 0 | 0 | 2 | 0 | 0 | 1 | 1 | 0 | 0 | 0 | 0 | 0.0 | 13 | 38.5 |
| 20 | Jori Lehtera | C | 5 | 1 | 2 | 3 | 0 | 4 | 0 | 0 | 0 | 0 | 0 | 0 | 0 | 0 | 1 | 0 | 0 | 0 | 0 | 0.0 | 4 | 25.0 |
| 27 | Mike Huntebrinker | F | 22 | 2 | 0 | 2 | -3 | 8 | 0 | 0 | 0 | 0 | 0 | 1 | 0 | 0 | 0 | 0 | 2 | 3 | 2 | 66.7 | 24 | 8.3 |
| 18 | Dale Weise | RW | 3 | 1 | 1 | 2 | 1 | 2 | 0 | 0 | 0 | 0 | 0 | 0 | 0 | 0 | 0 | 0 | 0 | 0 | 0 | 0.0 | 6 | 16.7 |
| 8 | * Matthew Strome | F | 6 | 0 | 2 | 2 | 2 | 4 | 0 | 0 | 0 | 0 | 0 | 0 | 0 | 0 | 0 | 0 | 1 | 1 | 1 | 100.0 | 6 | 0.0 |
| 19 | Radel Fazleev | C | 15 | 0 | 2 | 2 | -2 | 0 | 0 | 0 | 0 | 0 | 0 | 0 | 0 | 0 | 0 | 0 | 0 | 0 | 0 | 0.0 | 11 | 0.0 |
| 36 | Alex Krushelnyski | LW | 20 | 0 | 2 | 2 | -6 | 4 | 0 | 0 | 0 | 0 | 0 | 0 | 0 | 0 | 0 | 0 | 0 | 0 | 0 | 0.0 | 17 | 0.0 |
| 39 | * Rob Michel | D | 3 | 0 | 1 | 1 | -2 | 0 | 0 | 0 | 0 | 0 | 0 | 0 | 0 | 0 | 0 | 0 | 0 | 0 | 0 | 0.0 | 4 | 0.0 |
| 56 | Mike McKenna (total) | G | 16 | 0 | 1 | 1 | 0 | 0 | 0 | 0 | 0 | 0 | 0 | 0 | 0 | 0 | 0 | 0 | 0 | 0 | 0 | 0.0 | 0 | 0.0 |
| | BEL | G | 6 | 0 | 0 | 0 | 0 | 0 | 0 | 0 | 0 | 0 | 0 | 0 | 0 | 0 | 0 | 0 | 0 | 0 | 0 | 0.0 | 0 | 0.0 |
| | LV | G | 10 | 0 | 1 | 1 | 0 | 0 | 0 | 0 | 0 | 0 | 0 | 0 | 0 | 0 | 0 | 0 | 0 | 0 | 0 | 0.0 | 0 | 0.0 |
| 34 | Alex Lyon | G | 39 | 0 | 1 | 1 | 0 | 0 | 0 | 0 | 0 | 0 | 0 | 0 | 0 | 0 | 0 | 0 | 0 | 0 | 0 | 0.0 | 1 | 0.0 |
| 8 | * David Drake | D | 1 | 0 | 0 | 0 | 1 | 0 | 0 | 0 | 0 | 0 | 0 | 0 | 0 | 0 | 0 | 0 | 0 | 0 | 0 | 0.0 | 0 | 0.0 |
| 4 | Frank Hora | D | 1 | 0 | 0 | 0 | 0 | 0 | 0 | 0 | 0 | 0 | 0 | 0 | 0 | 0 | 0 | 0 | 0 | 0 | 0 | 0.0 | 0 | 0.0 |
| 32 | Michal Neuvirth | G | 1 | 0 | 0 | 0 | 0 | 0 | 0 | 0 | 0 | 0 | 0 | 0 | 0 | 0 | 0 | 0 | 0 | 0 | 0 | 0.0 | 0 | 0.0 |
| 32 | Felix Sandstrom | G | 1 | 0 | 0 | 0 | 0 | 0 | 0 | 0 | 0 | 0 | 0 | 0 | 0 | 0 | 0 | 0 | 0 | 0 | 0 | 0.0 | 0 | 0.0 |
| 31 | Brian Elliott | G | 2 | 0 | 0 | 0 | 0 | 0 | 0 | 0 | 0 | 0 | 0 | 0 | 0 | 0 | 0 | 0 | 0 | 0 | 0 | 0.0 | 0 | 0.0 |
| 3 | Samuel Morin | D | 2 | 0 | 0 | 0 | 1 | 5 | 0 | 0 | 0 | 0 | 0 | 0 | 0 | 0 | 0 | 0 | 0 | 0 | 0 | 0.0 | 2 | 0.0 |
| 33 | Branden Komm | G | 4 | 0 | 0 | 0 | 0 | 0 | 0 | 0 | 0 | 0 | 0 | 0 | 0 | 0 | 0 | 0 | 0 | 0 | 0 | 0.0 | 0 | 0.0 |
| 41 | Anthony Stolarz | G | 5 | 0 | 0 | 0 | 0 | 0 | 0 | 0 | 0 | 0 | 0 | 0 | 0 | 0 | 0 | 0 | 0 | 0 | 0 | 0.0 | 0 | 0.0 |
| 19 | Josh MacDonald | F | 8 | 0 | 0 | 0 | -2 | 0 | 0 | 0 | 0 | 0 | 0 | 0 | 0 | 0 | 0 | 0 | 0 | 0 | 0 | 0.0 | 5 | 0.0 |
| 31 | * Carter Hart | G | 18 | 0 | 0 | 0 | 0 | 0 | 0 | 0 | 0 | 0 | 0 | 0 | 0 | 0 | 0 | 0 | 0 | 0 | 0 | 0.0 | 0 | 0.0 |
| | BENCH | | 76 | 5 | | | | 10 | | | | | | | | | | | | | | 0.0 | 5 | |
| | TOTALS | | 76 | 240 | 391 | 626 | -109 | 911 | 52 | 103 | 10 | 8 | 34 | 34 | 20 | 7 | 21 | 8 | 7 | 25 | 5 | 28.0 | 2234 | 10.5 |

----- SHOOTOUTS -----

| # | GOALIE | GP | MIN | W | L | OT | SO | EN | GA | GAA | SOGP | SOW | SOL | GA | ATT | SV% | SA | SVS | SV% |
|----|----------------------|----|---------|----|----|----|----|----|-----|------|------|-----|-----|----|-----|-------|------|------|------|
| 34 | Alex Lyon | 39 | 2321:31 | 19 | 17 | 3 | 1 | 9 | 106 | 2.74 | 5 | 3 | 2 | 3 | 17 | .824 | 1268 | 1162 | .916 |
| 32 | Michal Neuvirth | 1 | 60:00 | 1 | 0 | 0 | 0 | 0 | 3 | 3.00 | 0 | 0 | 0 | 0 | 0 | --- | 34 | 31 | .912 |
| 32 | Felix Sandstrom | 1 | 59:42 | 1 | 0 | 0 | 0 | 0 | 3 | 3.02 | 0 | 0 | 0 | 0 | 0 | --- | 43 | 40 | .930 |
| 31 | * Carter Hart | 18 | 1004:34 | 9 | 6 | 2 | 1 | 2 | 51 | 3.05 | 1 | 0 | 1 | 1 | 2 | .500 | 520 | 469 | .902 |
| 56 | Mike McKenna (total) | 16 | 917:29 | 8 | 7 | 0 | 0 | 1 | 50 | 3.27 | 1 | 1 | 0 | 0 | 3 | 1.000 | 513 | 463 | .903 |
| | BEL | 6 | 352:43 | 3 | 3 | 0 | 0 | 1 | 16 | 2.72 | 0 | 0 | 0 | 0 | 0 | --- | 187 | 171 | .914 |
| | LV | 10 | 564:46 | 5 | 4 | 0 | 0 | 0 | 34 | 3.61 | 1 | 1 | 0 | 0 | 3 | 1.000 | 326 | 292 | .896 |
| 33 | Branden Komm | 4 | 183:12 | 1 | 2 | 0 | 0 | 0 | 10 | 3.28 | 0 | 0 | 0 | 0 | 0 | --- | 101 | 91 | .901 |
| 31 | Brian Elliott | 2 | 121:08 | 1 | 1 | 0 | 0 | 0 | 7 | 3.47 | 0 | 0 | 0 | 0 | 0 | --- | 57 | 50 | .877 |
| 41 | Anthony Stolarz | 5 | 268:08 | 2 | 0 | 2 | 0 | 0 | 16 | 3.58 | 1 | 1 | 0 | 1 | 4 | .750 | 161 | 145 | .901 |
| | Empty Net | | 46:39 | | | | | | 11 | | | | | | | | 11 | | |
| | Totals | 76 | 4629:40 | 39 | 30 | 7 | 2 | 11 | 241 | 3.12 | 8 | 5 | 3 | 5 | 26 | .808 | 2521 | 2280 | .904 |



2018-19 Team & Individual Statistics

Manitoba Moose

| # | PLAYER | POS | GP | G | A | PTS | +/- | PIM | PP | PPA | SH | SHA | GW | FG | IG | OT | UA | EN | SOG | SOA | SOGW | SO% | SHOTS | SH% |
|----|------------------------|-----|----|-----|-----|-----|-----|------|----|-----|----|-----|----|----|----|----|----|----|-----|-----|------|------|-------|-------|
| 39 | Seth Griffith | RW | 69 | 16 | 41 | 57 | -12 | 30 | 4 | 26 | 0 | 0 | 4 | 4 | 1 | 2 | 1 | 1 | 1 | 4 | 1 | 25.0 | 119 | 13.4 |
| 38 | Logan Shaw (total) | C | 70 | 29 | 22 | 51 | -25 | 44 | 14 | 7 | 1 | 0 | 6 | 6 | 1 | 0 | 2 | 1 | 1 | 4 | 0 | 25.0 | 167 | 17.4 |
| | SD | C | 7 | 2 | 3 | 5 | 0 | 6 | 1 | 1 | 0 | 0 | 0 | 1 | 0 | 0 | 0 | 0 | 0 | 1 | 0 | 0.0 | 15 | 13.3 |
| | MB | C | 63 | 27 | 19 | 46 | -25 | 38 | 13 | 6 | 1 | 0 | 6 | 5 | 1 | 0 | 2 | 1 | 1 | 3 | 0 | 0.3 | 152 | 17.8 |
| 23 | Michael Spacek | C | 74 | 10 | 31 | 41 | -7 | 32 | 5 | 6 | 0 | 0 | 1 | 0 | 2 | 1 | 1 | 0 | 0 | 1 | 0 | 0.0 | 104 | 9.6 |
| 27 | Mason Appleton | RW | 40 | 15 | 17 | 32 | -5 | 24 | 6 | 6 | 0 | 0 | 7 | 4 | 1 | 2 | 1 | 1 | 0 | 1 | 0 | 0.0 | 107 | 14.0 |
| 26 | Jansen Harkins | LW | 70 | 15 | 16 | 31 | -2 | 37 | 3 | 0 | 0 | 0 | 4 | 3 | 1 | 1 | 2 | 1 | 1 | 2 | 1 | 50.0 | 83 | 18.1 |
| 25 | Marko Dano | LW | 51 | 12 | 18 | 30 | -6 | 75 | 5 | 9 | 0 | 0 | 2 | 1 | 1 | 0 | 1 | 0 | 0 | 1 | 0 | 0.0 | 125 | 9.6 |
| 5 | Cameron Schilling | D | 64 | 6 | 23 | 29 | 2 | 30 | 1 | 10 | 0 | 1 | 2 | 2 | 0 | 0 | 0 | 0 | 0 | 0 | 0 | 0.0 | 159 | 3.8 |
| 34 | JC Lipon | RW | 60 | 11 | 15 | 26 | 10 | 121 | 0 | 2 | 2 | 0 | 0 | 2 | 1 | 0 | 2 | 3 | 0 | 0 | 0 | 0.0 | 142 | 7.7 |
| 3 | Tucker Poolman | D | 43 | 5 | 20 | 25 | 4 | 10 | 3 | 10 | 0 | 0 | 1 | 0 | 1 | 1 | 0 | 0 | 0 | 0 | 0 | 0.0 | 72 | 6.9 |
| 7 | * Logan Stanley | D | 73 | 6 | 16 | 22 | -9 | 70 | 2 | 4 | 0 | 1 | 0 | 2 | 1 | 0 | 0 | 0 | 0 | 0 | 0 | 0.0 | 150 | 4.0 |
| 16 | Felix Girard | C | 70 | 5 | 13 | 18 | -3 | 85 | 0 | 0 | 0 | 2 | 1 | 1 | 1 | 0 | 0 | 0 | 0 | 0 | 0 | 0.0 | 89 | 5.6 |
| 43 | * Skyler McKenzie | LW | 47 | 8 | 8 | 16 | 6 | 28 | 0 | 2 | 0 | 0 | 2 | 4 | 0 | 0 | 0 | 0 | 0 | 0 | 0 | 0.0 | 60 | 13.3 |
| 42 | Peter Stoykewych | D | 60 | 5 | 11 | 16 | -7 | 39 | 0 | 0 | 0 | 0 | 0 | 1 | 0 | 0 | 0 | 0 | 0 | 0 | 0 | 0.0 | 127 | 3.9 |
| 13 | * Kristian Vesalainen | LW | 22 | 4 | 9 | 13 | -1 | 10 | 0 | 4 | 0 | 0 | 1 | 0 | 0 | 1 | 0 | 0 | 0 | 0 | 0 | 0.0 | 31 | 12.9 |
| 20 | * C.J. Suess | C | 26 | 8 | 4 | 12 | -3 | 6 | 4 | 1 | 0 | 0 | 1 | 0 | 1 | 0 | 0 | 0 | 0 | 0 | 0 | 0.0 | 38 | 21.1 |
| 32 | Alexis D'Aoust | RW | 42 | 7 | 5 | 12 | -8 | 20 | 1 | 0 | 1 | 0 | 1 | 1 | 2 | 0 | 1 | 0 | 0 | 0 | 0 | 0.0 | 57 | 12.3 |
| 8 | Sami Niku | D | 20 | 3 | 9 | 12 | -6 | 14 | 1 | 5 | 0 | 0 | 0 | 1 | 0 | 0 | 0 | 0 | 0 | 0 | 0 | 0.0 | 38 | 7.9 |
| 14 | Jimmy Olligny (total) | D | 48 | 2 | 9 | 11 | 6 | 63 | 0 | 0 | 0 | 0 | 0 | 0 | 0 | 0 | 1 | 0 | 0 | 0 | 0 | 0.0 | 46 | 4.3 |
| | CHI | D | 16 | 0 | 1 | 1 | 2 | 28 | 0 | 0 | 0 | 0 | 0 | 0 | 0 | 0 | 0 | 0 | 0 | 0 | 0 | 0.0 | 18 | 0.0 |
| | MB | D | 32 | 2 | 8 | 10 | 4 | 35 | 0 | 0 | 0 | 0 | 0 | 0 | 0 | 0 | 1 | 0 | 0 | 0 | 0 | 0.0 | 28 | 7.1 |
| 22 | * Kristian Reichel | C | 55 | 2 | 8 | 10 | -3 | 14 | 0 | 0 | 0 | 0 | 0 | 0 | 0 | 0 | 0 | 0 | 0 | 0 | 0 | 0.0 | 58 | 3.4 |
| 36 | Nelson Nogier | D | 74 | 1 | 8 | 9 | -9 | 48 | 0 | 0 | 0 | 0 | 0 | 0 | 0 | 0 | 0 | 0 | 0 | 0 | 0 | 0.0 | 117 | 0.9 |
| 21 | Emile Poirier | LW | 24 | 3 | 5 | 8 | -6 | 17 | 0 | 1 | 0 | 0 | 0 | 0 | 1 | 0 | 0 | 0 | 0 | 0 | 0 | 0.0 | 27 | 11.1 |
| 49 | * Hunter Fejes (total) | LW | 49 | 3 | 5 | 8 | 1 | 24 | 0 | 0 | 0 | 0 | 1 | 1 | 0 | 0 | 0 | 0 | 0 | 0 | 0 | 0.0 | 48 | 6.3 |
| | RFD | LW | 7 | 0 | 0 | 0 | -4 | 16 | 0 | 0 | 0 | 0 | 0 | 0 | 0 | 0 | 0 | 0 | 0 | 0 | 0 | 0.0 | 6 | 0.0 |
| | MB | LW | 42 | 3 | 5 | 8 | 5 | 8 | 0 | 0 | 0 | 0 | 1 | 1 | 0 | 0 | 0 | 0 | 0 | 0 | 0 | 0.0 | 42 | 7.1 |
| 50 | Ryan White | RW | 27 | 5 | 2 | 7 | -4 | 57 | 0 | 0 | 0 | 0 | 2 | 1 | 0 | 0 | 1 | 0 | 0 | 0 | 0 | 0.0 | 36 | 13.9 |
| 24 | Cam MacIse | C | 38 | 2 | 5 | 7 | 7 | 12 | 0 | 0 | 0 | 0 | 0 | 1 | 0 | 0 | 0 | 0 | 0 | 0 | 0 | 0.0 | 30 | 6.7 |
| 47 | Charles-David Beaudoin | D | 57 | 1 | 6 | 7 | -2 | 44 | 0 | 0 | 0 | 1 | 0 | 0 | 0 | 0 | 0 | 0 | 0 | 0 | 0 | 0.0 | 58 | 1.7 |
| 46 | Tye McGinn | LW | 26 | 2 | 4 | 6 | -3 | 38 | 0 | 0 | 0 | 0 | 0 | 1 | 0 | 0 | 0 | 0 | 0 | 0 | 0 | 0.0 | 25 | 8.0 |
| 44 | Brent Pedersen | LW | 29 | 4 | 1 | 5 | -8 | 15 | 0 | 0 | 0 | 0 | 0 | 2 | 1 | 0 | 0 | 0 | 0 | 0 | 0 | 0.0 | 28 | 14.3 |
| 45 | Luke Green | D | 11 | 1 | 2 | 3 | -5 | 10 | 0 | 0 | 0 | 0 | 1 | 0 | 0 | 0 | 0 | 0 | 0 | 0 | 0 | 0.0 | 12 | 8.3 |
| 46 | * Chris Collins | C | 9 | 2 | 0 | 2 | 3 | 6 | 1 | 0 | 0 | 0 | 0 | 1 | 0 | 0 | 0 | 0 | 0 | 0 | 0 | 0.0 | 7 | 28.6 |
| 4 | * Johnathan Kovacevic | D | 1 | 1 | 1 | 2 | 2 | 2 | 0 | 0 | 0 | 0 | 0 | 1 | 0 | 0 | 0 | 0 | 0 | 0 | 0 | 0.0 | 1 | 100.0 |
| 19 | * Kameron Nault | LW | 1 | 1 | 1 | 2 | 2 | 2 | 0 | 0 | 0 | 0 | 0 | 0 | 1 | 0 | 0 | 0 | 0 | 0 | 0 | 0.0 | 5 | 20.0 |
| 41 | * Cole Maier | C | 3 | 1 | 0 | 1 | 0 | 0 | 0 | 0 | 0 | 0 | 0 | 0 | 0 | 0 | 0 | 0 | 0 | 0 | 0 | 0.0 | 6 | 16.7 |
| 41 | Austin Carroll | RW | 7 | 1 | 0 | 1 | 0 | 21 | 0 | 0 | 0 | 0 | 0 | 0 | 0 | 0 | 0 | 0 | 0 | 0 | 0 | 0.0 | 6 | 16.7 |
| 17 | Nic Kerdiles | LW | 3 | 0 | 1 | 1 | 1 | 4 | 0 | 0 | 0 | 0 | 0 | 0 | 0 | 0 | 0 | 0 | 0 | 0 | 0 | 0.0 | 4 | 0.0 |
| 29 | * Justin Woods | D | 9 | 0 | 1 | 1 | -4 | 2 | 0 | 1 | 0 | 0 | 0 | 0 | 0 | 0 | 0 | 0 | 0 | 0 | 0 | 0.0 | 4 | 0.0 |
| 35 | Ken Appleby | G | 10 | 0 | 1 | 1 | 0 | 6 | 0 | 0 | 0 | 0 | 0 | 0 | 0 | 0 | 0 | 0 | 0 | 0 | 0 | 0.0 | 0 | 0.0 |
| 18 | Dennis Everberg | RW | 11 | 0 | 1 | 1 | -3 | 4 | 0 | 0 | 0 | 0 | 0 | 0 | 0 | 0 | 0 | 0 | 0 | 0 | 0 | 0.0 | 11 | 0.0 |
| 6 | * Jack Glover | D | 1 | 0 | 0 | 0 | 0 | 0 | 0 | 0 | 0 | 0 | 0 | 0 | 0 | 0 | 0 | 0 | 0 | 0 | 0 | 0.0 | 1 | 0.0 |
| 49 | Kale Kessy | LW | 1 | 0 | 0 | 0 | 0 | 0 | 0 | 0 | 0 | 0 | 0 | 0 | 0 | 0 | 0 | 0 | 0 | 0 | 0 | 0.0 | 0 | 0.0 |
| 18 | Logan Roe | D | 1 | 0 | 0 | 0 | 0 | 0 | 0 | 0 | 0 | 0 | 0 | 0 | 0 | 0 | 0 | 0 | 0 | 0 | 0 | 0.0 | 0 | 0.0 |
| 9 | Dajon Mingo | D | 3 | 0 | 0 | 0 | 3 | 0 | 0 | 0 | 0 | 0 | 0 | 0 | 0 | 0 | 0 | 0 | 0 | 0 | 0 | 0.0 | 4 | 0.0 |
| 33 | * Jacob Cederholm | D | 9 | 0 | 0 | 0 | 0 | 4 | 0 | 0 | 0 | 0 | 0 | 0 | 0 | 0 | 0 | 0 | 0 | 0 | 0 | 0.0 | 2 | 0.0 |
| 40 | * Mikhail Berdin | G | 23 | 0 | 0 | 0 | 0 | 8 | 0 | 0 | 0 | 0 | 0 | 0 | 0 | 0 | 0 | 0 | 0 | 0 | 0 | 0.0 | 0 | 0.0 |
| 1 | Eric Comrie | G | 47 | 0 | 0 | 0 | 0 | 2 | 0 | 0 | 0 | 0 | 0 | 0 | 0 | 0 | 0 | 0 | 0 | 0 | 0 | 0.0 | 0 | 0.0 |
| | BENCH | | 76 | 2 | | | | 22 | | | | | | | | | | | | | | 0.0 | 2 | |
| | TOTALS | | 76 | 197 | 335 | 530 | -93 | 1050 | 49 | 93 | 4 | 5 | 37 | 39 | 17 | 8 | 13 | 7 | 3 | 12 | 2 | 25.0 | 2167 | 9.0 |

----- SHOOTOUTS -----

| # | GOALIE | GP | MIN | W | L | OT | SO | EN | GA | GAA | SOGP | SOW | SOL | GA | ATT | SV% | SA | SVS | SV% |
|----|------------------|----|---------|----|----|----|----|----|-----|------|------|-----|-----|----|-----|-------|------|------|------|
| 40 | * Mikhail Berdin | 23 | 1307:03 | 12 | 8 | 3 | 2 | 4 | 51 | 2.34 | 1 | 1 | 0 | 0 | 3 | 1.000 | 698 | 647 | .927 |
| 1 | Eric Comrie | 47 | 2738:36 | 25 | 16 | 4 | 2 | 4 | 123 | 2.69 | 2 | 0 | 2 | 3 | 4 | .250 | 1481 | 1358 | .917 |
| 35 | Ken Appleby | 10 | 519:57 | 2 | 6 | 0 | 1 | 1 | 34 | 3.92 | 1 | 1 | 0 | 1 | 5 | .800 | 293 | 259 | .884 |
| | Empty Net | | 47:55 | | | | | | 9 | | | | | | | | 9 | | |
| | Totals | 76 | 4613:31 | 39 | 30 | 7 | 5 | 9 | 217 | 2.82 | 4 | 2 | 2 | 4 | 12 | .667 | 2481 | 2264 | .913 |



2018-19 Team & Individual Statistics

Milwaukee Admirals

| # | PLAYER | POS | GP | G | A | PTS | +/- | PIM | PP | PPA | SH | SHA | GW | FG | IG | OT | UA | EN | SOG | SOA | SOGW | SO% | SHOTS | SH% |
|----|--------------------------|-----|----|-----|-----|-----|-----|-----|----|-----|----|-----|----|----|----|----|----|----|-----|-----|------|-------|-------|------|
| 23 | Adam Helewka (total) | LW | 65 | 21 | 29 | 50 | -7 | 22 | 7 | 11 | 0 | 0 | 4 | 3 | 2 | 0 | 0 | 0 | 0 | 2 | 0 | 0.0 | 100 | 21.0 |
| | TUC | LW | 41 | 13 | 18 | 31 | -9 | 20 | 5 | 6 | 0 | 0 | 3 | 2 | 1 | 0 | 0 | 0 | 0 | 2 | 0 | 0.0 | 69 | 18.8 |
| | MIL | LW | 24 | 8 | 11 | 19 | 2 | 2 | 2 | 5 | 0 | 0 | 1 | 1 | 1 | 0 | 0 | 0 | 0 | 0 | 0 | 0.0 | 31 | 25.8 |
| 90 | Anthony Richard | LW | 73 | 24 | 23 | 47 | -6 | 24 | 6 | 8 | 1 | 0 | 2 | 6 | 2 | 1 | 1 | 0 | 2 | 5 | 2 | 40.0 | 153 | 15.7 |
| 25 | Cole Schneider (total) | LW | 60 | 23 | 24 | 47 | 0 | 33 | 10 | 7 | 1 | 1 | 4 | 3 | 4 | 0 | 2 | 2 | 0 | 0 | 0 | 0.0 | 125 | 18.4 |
| | HFD | LW | 36 | 13 | 12 | 25 | -2 | 33 | 6 | 3 | 0 | 1 | 2 | 1 | 2 | 0 | 1 | 0 | 0 | 0 | 0 | 0.0 | 82 | 15.9 |
| | MIL | LW | 24 | 10 | 12 | 22 | 2 | 0 | 4 | 4 | 1 | 0 | 2 | 2 | 2 | 0 | 1 | 2 | 0 | 0 | 0 | 0.0 | 43 | 23.3 |
| 55 | Alexandre Carrier | D | 76 | 5 | 32 | 37 | -1 | 47 | 1 | 13 | 0 | 2 | 0 | 1 | 1 | 0 | 0 | 0 | 0 | 0 | 0 | 0.0 | 106 | 4.7 |
| 11 | * Eeli Tolvanen | F | 58 | 15 | 20 | 35 | -8 | 24 | 4 | 10 | 0 | 0 | 1 | 2 | 2 | 0 | 1 | 1 | 0 | 3 | 0 | 0.0 | 156 | 9.6 |
| 46 | Matt Donovan | D | 64 | 11 | 24 | 35 | 5 | 66 | 7 | 7 | 0 | 2 | 3 | 2 | 0 | 1 | 1 | 1 | 1 | 3 | 0 | 33.3 | 116 | 9.5 |
| 16 | Laurent Dauphin (total) | C | 61 | 10 | 25 | 35 | 8 | 60 | 3 | 3 | 2 | 0 | 1 | 1 | 2 | 0 | 1 | 0 | 1 | 1 | 1 | 100.0 | 106 | 9.4 |
| | TUC | C | 34 | 6 | 14 | 20 | 2 | 42 | 2 | 2 | 1 | 0 | 1 | 0 | 1 | 0 | 1 | 0 | 1 | 1 | 1 | 1.0 | 72 | 8.3 |
| | MIL | C | 27 | 4 | 11 | 15 | 6 | 18 | 1 | 1 | 0 | 0 | 1 | 1 | 0 | 0 | 0 | 0 | 0 | 0 | 0 | 0.0 | 34 | 11.8 |
| 13 | Yakov Trenin | C | 74 | 14 | 19 | 33 | 21 | 39 | 2 | 4 | 0 | 0 | 2 | 3 | 1 | 0 | 1 | 0 | 1 | 1 | 1 | 100.0 | 114 | 12.3 |
| 41 | Emil Pettersson | C | 49 | 11 | 22 | 33 | -3 | 24 | 1 | 10 | 1 | 0 | 3 | 0 | 2 | 0 | 1 | 0 | 0 | 1 | 0 | 0.0 | 96 | 11.5 |
| 19 | Justin Kirkland | LW | 75 | 9 | 21 | 30 | -9 | 58 | 0 | 5 | 0 | 1 | 0 | 1 | 0 | 0 | 2 | 2 | 2 | 5 | 1 | 40.0 | 130 | 6.9 |
| 58 | Frederic Allard | D | 65 | 4 | 25 | 29 | 11 | 44 | 1 | 6 | 0 | 0 | 0 | 0 | 0 | 0 | 0 | 0 | 0 | 0 | 0 | 0.0 | 119 | 3.4 |
| 43 | Colin Blackwell | C | 43 | 14 | 12 | 26 | -12 | 22 | 7 | 2 | 0 | 0 | 0 | 3 | 1 | 0 | 3 | 0 | 0 | 0 | 0 | 0.0 | 92 | 15.2 |
| 10 | Tyler Gaudet | C | 50 | 8 | 17 | 25 | 4 | 34 | 1 | 1 | 1 | 2 | 1 | 0 | 1 | 0 | 0 | 0 | 0 | 0 | 0 | 0.0 | 84 | 9.5 |
| 12 | Nicholas Baptiste | RW | 55 | 12 | 10 | 22 | -19 | 14 | 4 | 1 | 0 | 0 | 2 | 3 | 0 | 1 | 0 | 0 | 0 | 1 | 0 | 0.0 | 118 | 10.2 |
| 28 | Jarred Tinordi | D | 75 | 8 | 14 | 22 | 0 | 85 | 0 | 1 | 0 | 2 | 2 | 1 | 1 | 1 | 0 | 0 | 0 | 0 | 0 | 0.0 | 126 | 6.3 |
| 2 | Joe Pendenza | C | 40 | 7 | 11 | 18 | 13 | 14 | 0 | 2 | 2 | 1 | 1 | 0 | 0 | 0 | 1 | 0 | 0 | 0 | 0 | 0.0 | 50 | 14.0 |
| 52 | Phil Di Giuseppe (total) | LW | 26 | 5 | 7 | 12 | 6 | 25 | 0 | 1 | 0 | 0 | 2 | 1 | 2 | 0 | 0 | 1 | 0 | 0 | 0 | 0.0 | 52 | 9.6 |
| | CHA | LW | 2 | 0 | 0 | 0 | -1 | 19 | 0 | 0 | 0 | 0 | 0 | 0 | 0 | 0 | 0 | 0 | 0 | 0 | 0 | 0.0 | 3 | 0.0 |
| | MIL | LW | 24 | 5 | 7 | 12 | 7 | 6 | 0 | 1 | 0 | 0 | 2 | 1 | 2 | 0 | 0 | 1 | 0 | 0 | 0 | 0.0 | 49 | 10.2 |
| 23 | Jeremy Gregoire | C | 42 | 5 | 7 | 12 | 0 | 74 | 0 | 1 | 0 | 0 | 0 | 1 | 1 | 0 | 1 | 0 | 0 | 0 | 0 | 0.0 | 60 | 8.3 |
| 82 | * Zach Magwood | RW | 44 | 4 | 8 | 12 | 8 | 12 | 0 | 2 | 0 | 0 | 1 | 1 | 0 | 0 | 1 | 1 | 0 | 0 | 0 | 0.0 | 41 | 9.8 |
| 24 | * Mathieu Olivier | RW | 54 | 4 | 8 | 12 | 5 | 91 | 0 | 0 | 1 | 0 | 0 | 0 | 0 | 0 | 0 | 1 | 0 | 0 | 0 | 0.0 | 56 | 7.1 |
| 18 | * Tanner Jeannot | LW | 37 | 7 | 4 | 11 | 0 | 39 | 1 | 0 | 0 | 0 | 1 | 1 | 0 | 0 | 0 | 0 | 0 | 0 | 0 | 0.0 | 48 | 14.6 |
| 16 | Connor Brickley | LW | 39 | 7 | 4 | 11 | -11 | 18 | 2 | 0 | 0 | 0 | 3 | 1 | 1 | 0 | 0 | 0 | 0 | 0 | 0 | 0.0 | 56 | 12.5 |
| 22 | Rocco Grimaldi | RW | 10 | 4 | 7 | 11 | -1 | 8 | 2 | 4 | 0 | 0 | 1 | 0 | 0 | 1 | 0 | 0 | 0 | 3 | 0 | 0.0 | 33 | 12.1 |
| 5 | Vince Pedrie (total) | D | 34 | 2 | 9 | 11 | 2 | 12 | 1 | 3 | 0 | 0 | 1 | 0 | 0 | 0 | 0 | 0 | 0 | 0 | 0 | 0.0 | 49 | 4.1 |
| | HFD | D | 7 | 0 | 3 | 3 | -2 | 4 | 0 | 1 | 0 | 0 | 0 | 0 | 0 | 0 | 0 | 0 | 0 | 0 | 0 | 0.0 | 11 | 0.0 |
| | MIL | D | 27 | 2 | 6 | 8 | 4 | 8 | 1 | 2 | 0 | 0 | 1 | 0 | 0 | 0 | 0 | 0 | 0 | 0 | 0 | 0.0 | 38 | 5.3 |
| 8 | Garret Ross | LW | 25 | 4 | 3 | 7 | -5 | 50 | 1 | 0 | 0 | 0 | 0 | 1 | 0 | 0 | 0 | 0 | 0 | 0 | 0 | 0.0 | 19 | 21.1 |
| 15 | Duncan Siemens | D | 48 | 2 | 5 | 7 | 1 | 77 | 0 | 0 | 0 | 2 | 0 | 1 | 0 | 0 | 0 | 0 | 0 | 0 | 0 | 0.0 | 38 | 5.3 |
| 51 | Austin Watson | C | 2 | 4 | 0 | 4 | 3 | 0 | 0 | 0 | 0 | 0 | 2 | 1 | 1 | 0 | 0 | 1 | 0 | 0 | 0 | 0.0 | 10 | 40.0 |
| 6 | Brian Cooper | D | 19 | 0 | 4 | 4 | -1 | 10 | 0 | 0 | 0 | 0 | 0 | 0 | 0 | 0 | 0 | 0 | 0 | 0 | 0 | 0.0 | 18 | 0.0 |
| 20 | * Adam Plant (total) | D | 27 | 0 | 4 | 4 | -1 | 12 | 0 | 0 | 0 | 0 | 0 | 0 | 0 | 0 | 0 | 0 | 0 | 0 | 0 | 0.0 | 24 | 0.0 |
| | LAV | D | 14 | 0 | 1 | 1 | -7 | 10 | 0 | 0 | 0 | 0 | 0 | 0 | 0 | 0 | 0 | 0 | 0 | 0 | 0 | 0.0 | 12 | 0.0 |
| | MIL | D | 13 | 0 | 3 | 3 | 6 | 2 | 0 | 0 | 0 | 0 | 0 | 0 | 0 | 0 | 0 | 0 | 0 | 0 | 0 | 0.0 | 12 | 0.0 |
| 78 | * Filip Pyrochta | D | 30 | 0 | 4 | 4 | -9 | 0 | 0 | 1 | 0 | 0 | 0 | 0 | 0 | 0 | 0 | 0 | 0 | 0 | 0 | 0.0 | 26 | 0.0 |
| 57 | Joonas Lyytinen | D | 20 | 0 | 3 | 3 | 0 | 6 | 0 | 0 | 0 | 0 | 0 | 0 | 0 | 0 | 0 | 0 | 0 | 0 | 0 | 0.0 | 9 | 0.0 |
| 29 | Mikka Salomaki | LW | 3 | 1 | 1 | 2 | 2 | 2 | 0 | 0 | 0 | 0 | 1 | 0 | 0 | 0 | 0 | 0 | 0 | 0 | 0 | 0.0 | 6 | 16.7 |
| 7 | * Scott Savage | D | 19 | 0 | 2 | 2 | 2 | 19 | 0 | 0 | 0 | 0 | 0 | 0 | 0 | 0 | 0 | 0 | 0 | 0 | 0 | 0.0 | 22 | 0.0 |
| 12 | Emerson Clark (total) | LW | 14 | 1 | 0 | 1 | -6 | 11 | 1 | 0 | 0 | 0 | 0 | 0 | 0 | 0 | 0 | 0 | 0 | 0 | 0 | 0.0 | 6 | 16.7 |
| | TOR | LW | 6 | 1 | 0 | 1 | -4 | 5 | 1 | 0 | 0 | 0 | 0 | 0 | 0 | 0 | 0 | 0 | 0 | 0 | 0 | 0.0 | 4 | 25.0 |
| | MIL | LW | 8 | 0 | 0 | 0 | -2 | 6 | 0 | 0 | 0 | 0 | 0 | 0 | 0 | 0 | 0 | 0 | 0 | 0 | 0 | 0.0 | 2 | 0.0 |
| 3 | Zach Osburn | D | 1 | 0 | 1 | 1 | 2 | 0 | 0 | 0 | 0 | 0 | 0 | 0 | 0 | 0 | 0 | 0 | 0 | 0 | 0 | 0.0 | 0 | 0.0 |
| 37 | * Tommy Novak | C | 3 | 0 | 1 | 1 | -1 | 0 | 0 | 1 | 0 | 0 | 0 | 0 | 0 | 0 | 0 | 0 | 0 | 0 | 0 | 0.0 | 2 | 0.0 |
| 36 | Zac Rinaldo | LW | 3 | 0 | 1 | 1 | 0 | 6 | 0 | 0 | 0 | 0 | 0 | 0 | 0 | 0 | 0 | 0 | 0 | 0 | 0 | 0.0 | 4 | 0.0 |
| 6 | * Hugo Roy | C | 3 | 0 | 1 | 1 | 0 | 0 | 0 | 0 | 0 | 0 | 0 | 0 | 0 | 0 | 0 | 0 | 0 | 0 | 0 | 0.0 | 1 | 0.0 |
| 57 | * Jared VanWormer | RW | 4 | 0 | 1 | 1 | 2 | 0 | 0 | 0 | 0 | 0 | 0 | 0 | 0 | 0 | 0 | 0 | 0 | 0 | 0 | 0.0 | 2 | 0.0 |
| 33 | Tom McCollum | G | 34 | 0 | 1 | 1 | 0 | 2 | 0 | 1 | 0 | 0 | 0 | 0 | 0 | 0 | 0 | 0 | 0 | 0 | 0 | 0.0 | 0 | 0.0 |
| 1 | Troy Grosenick | G | 46 | 0 | 1 | 1 | 0 | 2 | 0 | 0 | 0 | 0 | 0 | 0 | 0 | 0 | 0 | 0 | 0 | 0 | 0 | 0.0 | 0 | 0.0 |
| 25 | Desmond Bergin | D | 2 | 0 | 0 | 0 | 1 | 2 | 0 | 0 | 0 | 0 | 0 | 0 | 0 | 0 | 0 | 0 | 0 | 0 | 0 | 0.0 | 2 | 0.0 |
| 2 | Tyler Moy | RW | 2 | 0 | 0 | 0 | 0 | 0 | 0 | 0 | 0 | 0 | 0 | 0 | 0 | 0 | 0 | 0 | 0 | 0 | 0 | 0.0 | 0 | 0.0 |
| 17 | * Alex Overhardt | C | 3 | 0 | 0 | 0 | -1 | 0 | 0 | 0 | 0 | 0 | 0 | 0 | 0 | 0 | 0 | 0 | 0 | 0 | 0 | 0.0 | 0 | 0.0 |
| 21 | * Matthew Lane | C | 11 | 0 | 0 | 0 | 0 | 6 | 0 | 0 | 0 | 0 | 0 | 0 | 0 | 0 | 0 | 0 | 0 | 0 | 0 | 0.0 | 8 | 0.0 |
| | BENCH | | 76 | 4 | | | | 16 | | | | | | | | | | | | | | 0.0 | 4 | |
| | TOTALS | | 76 | 217 | 367 | 580 | 24 | 977 | 48 | 93 | 8 | 12 | 32 | 34 | 20 | 5 | 14 | 10 | 6 | 22 | 4 | 27.3 | 2134 | 10.0 |

----- SHOOTOUTS -----

| # | GOALIE | GP | MIN | W | L | OT | SO | EN | GA | GAA | SOGP | SOW | SOL | GA | ATT | SV% | SA | SVS | SV% |
|---|----------------|----|---------|----|----|----|----|----|-----|------|------|-----|-----|----|-----|------|--------|-----|-----|
| 1 | Troy Grosenick | 46 | 2633:49 | 24 | 14 | 6 | 1 | 5 | 106 | 2.41 | 4 | 3 | 1 | 1 | 11 | .909 | 1316</ | | |

2018-19 Team & Individual Statistics

Ontario Reign

| # | PLAYER | POS | GP | G | A | PTS | +/- | PIM | PP | PPA | SH | SHA | GW | FG | IG | OT | UA | EN | SOG | SOA | SOGW | SO% | SHOTS | SH% |
|----|-----------------------------|-----|----|-----|-----|-----|------|------|----|-----|----|-----|----|----|----|----|----|----|-----|-----|------|-------|-------|------|
| 26 | Matt Moulson | LW | 68 | 28 | 34 | 62 | -1 | 48 | 14 | 9 | 0 | 1 | 1 | 5 | 1 | 1 | 0 | 2 | 0 | 1 | 0 | 0.0 | 154 | 18.2 |
| 16 | Philippe Maillet | C | 68 | 16 | 38 | 54 | -7 | 20 | 5 | 9 | 0 | 0 | 2 | 3 | 0 | 1 | 0 | 0 | 0 | 2 | 0 | 0.0 | 174 | 9.2 |
| 7 | Brett Sutter | C | 67 | 21 | 24 | 45 | -9 | 47 | 4 | 4 | 2 | 3 | 5 | 1 | 1 | 1 | 3 | 1 | 0 | 0 | 0 | 0.0 | 125 | 16.8 |
| 27 | * Sheldon Rempal | RW | 59 | 15 | 25 | 40 | -28 | 25 | 2 | 11 | 0 | 0 | 1 | 2 | 2 | 0 | 0 | 1 | 3 | 6 | 2 | 50.0 | 108 | 13.9 |
| 15 | * Carl Grundstrom (total) | LW | 55 | 16 | 23 | 39 | 3 | 32 | 4 | 7 | 0 | 0 | 1 | 4 | 4 | 0 | 3 | 1 | 0 | 1 | 0 | 0.0 | 108 | 14.8 |
| | TOR | LW | 42 | 13 | 16 | 29 | 8 | 26 | 4 | 4 | 0 | 0 | 1 | 3 | 3 | 0 | 3 | 1 | 0 | 1 | 0 | 0.0 | 81 | 16.0 |
| | ONT | LW | 13 | 3 | 7 | 10 | -5 | 6 | 0 | 3 | 0 | 0 | 0 | 1 | 1 | 0 | 0 | 0 | 0 | 0 | 0 | 0.0 | 27 | 11.1 |
| 13 | Zack Mitchell | RW | 61 | 15 | 16 | 31 | -9 | 33 | 5 | 2 | 0 | 0 | 3 | 3 | 0 | 0 | 0 | 0 | 0 | 0 | 0 | 0.0 | 97 | 15.5 |
| 9 | Matt Luff | RW | 36 | 11 | 20 | 31 | 7 | 32 | 2 | 8 | 2 | 1 | 0 | 0 | 2 | 0 | 0 | 2 | 0 | 1 | 0 | 0.0 | 153 | 7.2 |
| 3 | Matt Roy | D | 45 | 8 | 21 | 29 | -21 | 17 | 4 | 14 | 0 | 1 | 0 | 1 | 1 | 0 | 1 | 2 | 0 | 0 | 0 | 0.0 | 131 | 6.1 |
| 34 | * Kale Clague | D | 52 | 7 | 22 | 29 | -20 | 34 | 3 | 10 | 0 | 0 | 0 | 0 | 0 | 0 | 0 | 0 | 0 | 0 | 0 | 0.0 | 99 | 7.1 |
| 19 | Mike Amadio | C | 28 | 8 | 18 | 26 | 6 | 12 | 2 | 6 | 1 | 0 | 1 | 0 | 2 | 0 | 0 | 0 | 2 | 2 | 0 | 100.0 | 100 | 8.0 |
| 10 | Alex Lintuniemi | D | 67 | 2 | 23 | 25 | -30 | 22 | 0 | 5 | 0 | 2 | 1 | 0 | 0 | 1 | 0 | 0 | 0 | 0 | 0 | 0.0 | 94 | 2.1 |
| 11 | * Brad Morrison | F | 50 | 10 | 10 | 20 | 0 | 13 | 2 | 1 | 0 | 0 | 0 | 2 | 1 | 0 | 0 | 0 | 0 | 0 | 0 | 0.0 | 47 | 21.3 |
| 21 | * Mikey Eyssimont | LW | 63 | 10 | 10 | 20 | -11 | 47 | 0 | 1 | 0 | 0 | 1 | 2 | 0 | 0 | 3 | 0 | 0 | 1 | 0 | 0.0 | 118 | 8.5 |
| 2 | * Austin Strand | D | 43 | 7 | 11 | 18 | -4 | 30 | 1 | 3 | 0 | 0 | 0 | 2 | 1 | 0 | 1 | 0 | 0 | 0 | 0 | 0.0 | 98 | 7.1 |
| 14 | * Kyle Bauman | C | 67 | 5 | 13 | 18 | -17 | 26 | 0 | 1 | 2 | 0 | 1 | 0 | 1 | 0 | 1 | 1 | 0 | 0 | 0 | 0.0 | 66 | 7.6 |
| 25 | Sam Herr | LW | 68 | 9 | 8 | 17 | -26 | 41 | 0 | 0 | 2 | 2 | 2 | 0 | 0 | 0 | 0 | 0 | 0 | 0 | 0 | 0.0 | 89 | 10.1 |
| 28 | Sean Walker | D | 22 | 6 | 11 | 17 | 5 | 18 | 1 | 4 | 0 | 0 | 2 | 0 | 0 | 0 | 0 | 0 | 0 | 1 | 0 | 0.0 | 78 | 7.7 |
| 20 | Kurtis MacDermid | D | 48 | 5 | 10 | 15 | 8 | 147 | 1 | 0 | 0 | 0 | 2 | 0 | 0 | 0 | 0 | 0 | 0 | 0 | 0 | 0.0 | 75 | 6.7 |
| 12 | Nikita Scherbak (total) | RW | 28 | 5 | 7 | 12 | -10 | 20 | 1 | 2 | 0 | 0 | 0 | 0 | 1 | 0 | 0 | 0 | 0 | 1 | 0 | 0.0 | 42 | 11.9 |
| | LAV | RW | 5 | 1 | 0 | 1 | 0 | 2 | 0 | 0 | 0 | 0 | 0 | 0 | 1 | 0 | 0 | 0 | 0 | 0 | 0 | 0.0 | 6 | 16.7 |
| | ONT | RW | 23 | 4 | 7 | 11 | -10 | 18 | 1 | 2 | 0 | 0 | 0 | 0 | 0 | 0 | 0 | 0 | 0 | 1 | 0 | 0.0 | 36 | 11.1 |
| 8 | * Daniel Brickley | D | 42 | 2 | 10 | 12 | -31 | 22 | 1 | 5 | 0 | 0 | 0 | 1 | 0 | 0 | 0 | 0 | 0 | 0 | 0 | 0.0 | 86 | 2.3 |
| 41 | * Chaz Reddekopp | D | 40 | 1 | 9 | 10 | -5 | 101 | 0 | 1 | 1 | 1 | 0 | 0 | 0 | 0 | 1 | 0 | 0 | 0 | 0 | 0.0 | 33 | 3.0 |
| 39 | * Craig Wyszomirski (total) | D | 34 | 1 | 6 | 7 | 9 | 66 | 0 | 0 | 0 | 0 | 0 | 0 | 0 | 0 | 0 | 0 | 0 | 0 | 0 | 0.0 | 33 | 3.0 |
| | ONT | D | 31 | 1 | 5 | 6 | 6 | 66 | 0 | 0 | 0 | 0 | 0 | 0 | 0 | 0 | 0 | 0 | 0 | 0 | 0 | 0.0 | 32 | 3.1 |
| | UTI | D | 3 | 0 | 1 | 1 | 3 | 0 | 0 | 0 | 0 | 0 | 0 | 0 | 0 | 0 | 0 | 0 | 0 | 0 | 0 | 0.0 | 1 | 0.0 |
| 18 | Bokondji Imama | LW | 34 | 3 | 3 | 6 | -3 | 71 | 0 | 0 | 0 | 0 | 1 | 0 | 0 | 0 | 0 | 0 | 0 | 0 | 0 | 0.0 | 20 | 15.0 |
| 4 | * Cliff Watson (total) | D | 27 | 2 | 4 | 6 | 4 | 22 | 0 | 0 | 0 | 0 | 0 | 1 | 0 | 0 | 0 | 0 | 0 | 0 | 0 | 0.0 | 26 | 7.7 |
| | STK | D | 4 | 0 | 1 | 1 | 1 | 6 | 0 | 0 | 0 | 0 | 0 | 0 | 0 | 0 | 0 | 0 | 0 | 0 | 0 | 0.0 | 6 | 0.0 |
| | HER | D | 5 | 0 | 2 | 2 | 3 | 2 | 0 | 0 | 0 | 0 | 0 | 0 | 0 | 0 | 0 | 0 | 0 | 0 | 0 | 0.0 | 3 | 0.0 |
| | UTI | D | 5 | 0 | 0 | 0 | -4 | 0 | 0 | 0 | 0 | 0 | 0 | 0 | 0 | 0 | 0 | 0 | 0 | 0 | 0 | 0.0 | 1 | 0.0 |
| | ONT | D | 13 | 2 | 1 | 3 | 4 | 14 | 0 | 0 | 0 | 0 | 0 | 1 | 0 | 0 | 0 | 0 | 0 | 0 | 0 | 0.0 | 16 | 12.5 |
| 38 | Sam Kurker | RW | 15 | 2 | 2 | 4 | 0 | 8 | 0 | 0 | 0 | 0 | 0 | 1 | 0 | 0 | 0 | 0 | 0 | 0 | 0 | 0.0 | 22 | 9.1 |
| 17 | * Drake Rymsha | C | 26 | 1 | 3 | 4 | -7 | 36 | 0 | 0 | 0 | 0 | 0 | 0 | 0 | 0 | 0 | 0 | 0 | 0 | 0 | 0.0 | 12 | 8.3 |
| 24 | Austin Wagner | LW | 9 | 3 | 0 | 3 | 3 | 16 | 0 | 0 | 0 | 0 | 0 | 1 | 0 | 0 | 1 | 0 | 0 | 0 | 0 | 0.0 | 14 | 21.4 |
| 23 | Jamie Devane | LW | 27 | 2 | 1 | 3 | -3 | 79 | 0 | 0 | 0 | 0 | 0 | 0 | 0 | 0 | 0 | 0 | 0 | 0 | 0 | 0.0 | 17 | 11.8 |
| 38 | * Max Gottlieb | D | 6 | 1 | 1 | 2 | -1 | 0 | 1 | 0 | 0 | 0 | 0 | 0 | 0 | 0 | 0 | 0 | 0 | 0 | 0 | 0.0 | 9 | 11.1 |
| 47 | * Aidan Dudas | F | 6 | 0 | 2 | 2 | 3 | 4 | 0 | 0 | 0 | 0 | 0 | 0 | 0 | 0 | 0 | 0 | 0 | 0 | 0 | 0.0 | 2 | 0.0 |
| 31 | Peter Budaj | G | 27 | 0 | 2 | 2 | 0 | 0 | 1 | 0 | 0 | 0 | 0 | 0 | 0 | 0 | 0 | 0 | 0 | 0 | 0 | 0.0 | 0 | 0.0 |
| 46 | * Mason Bergh | F | 3 | 1 | 0 | 1 | 0 | 0 | 1 | 0 | 0 | 0 | 0 | 1 | 0 | 0 | 0 | 0 | 0 | 0 | 0 | 0.0 | 3 | 33.3 |
| 22 | Jonny Brodzinski | RW | 3 | 1 | 0 | 1 | -3 | 2 | 1 | 0 | 0 | 0 | 0 | 0 | 0 | 0 | 0 | 0 | 0 | 0 | 0 | 0.0 | 9 | 11.1 |
| 15 | Emerson Etem | RW | 9 | 1 | 0 | 1 | -5 | 0 | 0 | 0 | 0 | 0 | 0 | 0 | 0 | 0 | 0 | 0 | 0 | 0 | 0 | 0.0 | 11 | 9.1 |
| 32 | Matt Finn (total) | D | 9 | 1 | 0 | 1 | -2 | 4 | 0 | 0 | 0 | 0 | 0 | 0 | 0 | 0 | 0 | 0 | 0 | 0 | 0 | 0.0 | 7 | 14.3 |
| | GR | D | 4 | 1 | 0 | 1 | -2 | 2 | 0 | 0 | 0 | 0 | 0 | 0 | 0 | 0 | 0 | 0 | 0 | 0 | 0 | 0.0 | 2 | 50.0 |
| | HFD | D | 4 | 0 | 0 | 0 | 1 | 2 | 0 | 0 | 0 | 0 | 0 | 0 | 0 | 0 | 0 | 0 | 0 | 0 | 0 | 0.0 | 4 | 0.0 |
| | ONT | D | 1 | 0 | 0 | 0 | -1 | 0 | 0 | 0 | 0 | 0 | 0 | 0 | 0 | 0 | 0 | 0 | 0 | 0 | 0 | 0.0 | 1 | 0.0 |
| 6 | * Justin Baudry | D | 2 | 0 | 1 | 1 | -1 | 0 | 0 | 0 | 0 | 0 | 0 | 0 | 0 | 0 | 0 | 0 | 0 | 0 | 0 | 0.0 | 0 | 0.0 |
| 42 | * Gabe Vilardi | F | 4 | 0 | 1 | 1 | 0 | 0 | 0 | 0 | 0 | 0 | 0 | 0 | 0 | 0 | 0 | 0 | 0 | 0 | 0 | 0.0 | 6 | 0.0 |
| 15 | Pavel Jenys | LW | 1 | 0 | 0 | 0 | -1 | 0 | 0 | 0 | 0 | 0 | 0 | 0 | 0 | 0 | 0 | 0 | 0 | 0 | 0 | 0.0 | 0 | 0.0 |
| 36 | Jack Campbell | G | 2 | 0 | 0 | 0 | 0 | 0 | 0 | 0 | 0 | 0 | 0 | 0 | 0 | 0 | 0 | 0 | 0 | 0 | 0 | 0.0 | 0 | 0.0 |
| 42 | * Brett Supinski | F | 2 | 0 | 0 | 0 | 0 | 0 | 0 | 0 | 0 | 0 | 0 | 0 | 0 | 0 | 0 | 0 | 0 | 0 | 0 | 0.0 | 0 | 0.0 |
| 12 | * Spencer Watson | RW | 2 | 0 | 0 | 0 | -2 | 0 | 0 | 0 | 0 | 0 | 0 | 0 | 0 | 0 | 0 | 0 | 0 | 0 | 0 | 0.0 | 1 | 0.0 |
| 49 | Michael Leighton | G | 3 | 0 | 0 | 0 | 0 | 0 | 0 | 0 | 0 | 0 | 0 | 0 | 0 | 0 | 0 | 0 | 0 | 0 | 0 | 0.0 | 0 | 0.0 |
| 35 | Charles Williams | G | 4 | 0 | 0 | 0 | 0 | 0 | 0 | 0 | 0 | 0 | 0 | 0 | 0 | 0 | 0 | 0 | 0 | 0 | 0 | 0.0 | 0 | 0.0 |
| 40 | Cal Petersen | G | 38 | 0 | 0 | 0 | 0 | 6 | 0 | 0 | 0 | 0 | 0 | 0 | 0 | 0 | 0 | 0 | 0 | 0 | 0 | 0.0 | 0 | 0.0 |
| | BENCH | | 68 | 2 | | | | 8 | | | | | | | | | | | | | | 0.0 | 2 | |
| | TOTALS | | 68 | 213 | 369 | 580 | -219 | 1069 | 51 | 100 | 10 | 11 | 23 | 27 | 13 | 4 | 11 | 9 | 5 | 15 | 2 | 33.3 | 2165 | 9.8 |

----- SHOOTOUTS -----

| # | GOALIE | GP | MIN | W | L | OT | SO | EN | GA | GAA | SOGP | SOW | SOL | GA | ATT | SV% | SA | SVS | SV% |
|----|------------------|----|---------|----|----|----|----|----|-----|------|------|-----|-----|----|-----|-------|------|------|------|
| 35 | Charles Williams | 4 | 196:57 | 3 | 1 | 0 | 0 | 0 | 6 | 1.83 | 0 | 0 | 0 | 0 | 0 | --- | 86 | 80 | .930 |
| 31 | Peter Budaj | 27 | 1512:31 | 7 | 11 | 7 | 1 | 2 | 94 | 3.73 | 3 | 0 | 3 | 5 | 8 | .375 | 858 | 764 | .890 |
| 40 | Cal Petersen | 38 | 2103:02 | 13 | 19 | 3 | 0 | 5 | 141 | 4.02 | 2 | 1 | 1 | 2 | 5 | .600 | 1359 | 1218 | .896 |
| 36 | Jack Campbell | 2 | 123:22 | 1 | 1 | 0 | 0 | 0 | 9 | 4.38 | 1 | 1 | 0 | 0 | 3 | 1.000 | 80 | 71 | .888 |
| 49 | Michael Leighton | 3 | 161:32 | 1 | 1 | 0 | 0 | 1 | 12 | 4.46 | 0 | 0 | 0 | 0 | 0 | --- | 85 | 73 | .859 |
| | Empty Net | | 30:44 | | | | | | 8 | | | | | | | | 8 | | |
| | Totals | 68 | 4128:08 | 25 | 33 | 10 | 1 | 8 | 270 | 3.92 | 6 | 2 | 4 | 7 | 16 | .563 | 2476 | 2206 | .891 |



2018-19 Team & Individual Statistics

Providence Bruins

| # | PLAYER | POS | GP | G | A | PTS | +/- | PIM | PP | PPA | SH | SHA | GW | FG | IG | OT | UA | EN | SOG | SOA | SOGW | SO% | SHOTS | SH% |
|----|--------------------------|-----|----|-----|-----|-----|-----|-----|----|-----|----|-----|----|----|----|----|----|----|-----|-----|------|-------|-------|------|
| 27 | Paul Carey (total) | LW | 59 | 27 | 33 | 60 | 11 | 30 | 5 | 14 | 1 | 0 | 8 | 4 | 3 | 1 | 2 | 0 | 0 | 4 | 0 | 0.0 | 142 | 19.0 |
| | BEL | LW | 29 | 5 | 22 | 27 | 0 | 16 | 1 | 9 | 0 | 0 | 2 | 1 | 0 | 0 | 0 | 0 | 0 | 0 | 0 | 0.0 | 53 | 9.4 |
| | PRO | LW | 30 | 22 | 11 | 33 | 11 | 14 | 4 | 5 | 1 | 0 | 6 | 3 | 3 | 1 | 2 | 0 | 0 | 4 | 0 | 0.0 | 89 | 24.7 |
| 37 | Jordan Szwarz | C | 68 | 23 | 23 | 46 | 3 | 56 | 7 | 7 | 1 | 2 | 3 | 6 | 1 | 1 | 1 | 1 | 1 | 4 | 0 | 25.0 | 128 | 18.0 |
| 29 | Gemel Smith | C | 47 | 16 | 24 | 40 | 6 | 32 | 8 | 6 | 0 | 0 | 4 | 1 | 0 | 1 | 0 | 1 | 0 | 4 | 0 | 0.0 | 109 | 14.7 |
| 22 | Peter Cehlarik | LW | 53 | 12 | 26 | 38 | -1 | 14 | 6 | 10 | 0 | 0 | 3 | 2 | 1 | 0 | 0 | 1 | 0 | 1 | 0 | 0.0 | 114 | 10.5 |
| 19 | Ryan Fitzgerald | LW | 61 | 9 | 28 | 37 | -25 | 26 | 5 | 11 | 0 | 0 | 2 | 1 | 0 | 2 | 1 | 0 | 0 | 2 | 0 | 0.0 | 114 | 7.9 |
| 20 | * Karson Kuhlman | RW | 58 | 12 | 18 | 30 | 23 | 8 | 0 | 2 | 3 | 2 | 0 | 2 | 3 | 0 | 1 | 1 | 0 | 0 | 0 | 0.0 | 123 | 9.8 |
| 24 | * Cameron Hughes | F | 52 | 13 | 15 | 28 | 9 | 28 | 1 | 3 | 0 | 1 | 3 | 3 | 2 | 1 | 3 | 0 | 0 | 1 | 0 | 0.0 | 111 | 11.7 |
| 6 | Connor Clifton | D | 53 | 6 | 21 | 27 | 13 | 52 | 1 | 4 | 0 | 1 | 2 | 1 | 0 | 0 | 1 | 2 | 0 | 0 | 0 | 0.0 | 115 | 5.2 |
| 7 | * Trent Frederic | C | 55 | 14 | 11 | 25 | 2 | 67 | 1 | 4 | 1 | 0 | 3 | 2 | 0 | 0 | 0 | 2 | 4 | 1 | 1 | 50.0 | 102 | 13.7 |
| 28 | Mark McNeill | C | 56 | 8 | 17 | 25 | -2 | 35 | 4 | 7 | 0 | 0 | 0 | 2 | 1 | 0 | 0 | 1 | 0 | 1 | 0 | 0.0 | 79 | 10.1 |
| 9 | Zach Senyshyn | RW | 66 | 14 | 10 | 24 | -11 | 20 | 5 | 3 | 0 | 1 | 2 | 4 | 1 | 0 | 0 | 0 | 0 | 0 | 0 | 0.0 | 131 | 10.7 |
| 14 | Stuart Percy (total) | D | 55 | 3 | 21 | 24 | -2 | 40 | 0 | 8 | 0 | 0 | 0 | 1 | 0 | 0 | 0 | 0 | 0 | 0 | 0 | 0.0 | 83 | 3.6 |
| | BEL | D | 41 | 2 | 17 | 19 | -1 | 32 | 0 | 7 | 0 | 0 | 0 | 0 | 0 | 0 | 0 | 0 | 0 | 0 | 0 | 0.0 | 57 | 3.5 |
| | PRO | D | 14 | 1 | 4 | 5 | -1 | 8 | 0 | 1 | 0 | 0 | 0 | 1 | 0 | 0 | 0 | 0 | 0 | 0 | 0 | 0.0 | 26 | 3.8 |
| 21 | Anton Blidh | LW | 74 | 10 | 13 | 23 | 16 | 94 | 0 | 0 | 0 | 1 | 1 | 0 | 3 | 0 | 2 | 3 | 2 | 2 | 1 | 100.0 | 126 | 7.9 |
| 38 | Jakub Zboril | D | 56 | 4 | 15 | 19 | 3 | 38 | 0 | 5 | 0 | 1 | 0 | 0 | 1 | 0 | 1 | 1 | 0 | 0 | 0 | 0.0 | 81 | 4.9 |
| 10 | Lee Stempniak | RW | 20 | 7 | 11 | 18 | 3 | 8 | 1 | 5 | 1 | 1 | 2 | 3 | 0 | 0 | 0 | 0 | 0 | 2 | 0 | 0.0 | 44 | 15.9 |
| 25 | Colby Cave | C | 15 | 6 | 12 | 18 | 9 | 13 | 0 | 2 | 0 | 0 | 0 | 0 | 0 | 0 | 1 | 0 | 0 | 0 | 0 | 0.0 | 30 | 20.0 |
| 18 | Kyle Cumiskey (total) | D | 36 | 3 | 15 | 18 | 6 | 12 | 1 | 6 | 0 | 1 | 1 | 0 | 0 | 0 | 0 | 0 | 0 | 0 | 0 | 0.0 | 38 | 7.9 |
| | TOR | D | 1 | 0 | 0 | 0 | -1 | 0 | 0 | 0 | 0 | 0 | 0 | 0 | 0 | 0 | 0 | 0 | 0 | 0 | 0 | 0.0 | 0 | 0.0 |
| | PRO | D | 35 | 3 | 15 | 18 | 7 | 12 | 1 | 6 | 0 | 1 | 1 | 0 | 0 | 0 | 0 | 0 | 0 | 0 | 0 | 0.0 | 38 | 7.9 |
| 23 | Jakob Forsbacka Karlsson | C | 28 | 7 | 9 | 16 | 0 | 6 | 2 | 2 | 0 | 0 | 0 | 2 | 0 | 0 | 0 | 0 | 0 | 1 | 0 | 0.0 | 37 | 18.9 |
| 5 | * Urho Vaakanainen | D | 30 | 4 | 10 | 14 | 2 | 10 | 1 | 3 | 1 | 0 | 0 | 1 | 1 | 0 | 0 | 1 | 0 | 0 | 0 | 0.0 | 47 | 8.5 |
| 16 | * Ryan Donato | LW | 18 | 7 | 5 | 12 | -1 | 7 | 2 | 3 | 0 | 0 | 2 | 2 | 0 | 1 | 0 | 0 | 0 | 0 | 0 | 0.0 | 58 | 12.1 |
| 27 | Cody Goloubef | D | 16 | 3 | 9 | 12 | -1 | 27 | 2 | 7 | 0 | 0 | 2 | 0 | 0 | 1 | 0 | 0 | 0 | 0 | 0 | 0.0 | 35 | 8.6 |
| 8 | Chris Breen | D | 47 | 2 | 9 | 11 | 8 | 38 | 0 | 0 | 1 | 1 | 0 | 0 | 0 | 0 | 1 | 1 | 0 | 0 | 0 | 0.0 | 74 | 2.7 |
| 43 | Jan Kovar | C | 12 | 4 | 6 | 10 | -11 | 10 | 2 | 3 | 0 | 0 | 0 | 1 | 1 | 0 | 1 | 0 | 0 | 0 | 0 | 0.0 | 31 | 12.9 |
| 17 | Emil Johansson | D | 65 | 3 | 7 | 10 | 3 | 46 | 0 | 1 | 1 | 0 | 0 | 1 | 1 | 0 | 0 | 0 | 0 | 0 | 0 | 0.0 | 71 | 4.2 |
| 93 | Anders Bjork | F | 13 | 1 | 9 | 10 | -3 | 2 | 1 | 2 | 0 | 0 | 0 | 0 | 0 | 0 | 0 | 0 | 0 | 0 | 0 | 0.0 | 33 | 3.0 |
| 14 | Austin Fyten | C | 45 | 3 | 6 | 9 | -11 | 55 | 0 | 1 | 0 | 0 | 0 | 0 | 1 | 0 | 1 | 0 | 0 | 0 | 0 | 0.0 | 41 | 7.3 |
| 15 | Jeremy Lauzon | D | 29 | 1 | 6 | 7 | 8 | 42 | 0 | 1 | 0 | 0 | 0 | 0 | 0 | 0 | 0 | 0 | 0 | 0 | 0 | 0.0 | 44 | 2.3 |
| 49 | * Joel Messner | D | 32 | 1 | 6 | 7 | -10 | 18 | 1 | 0 | 0 | 2 | 0 | 0 | 1 | 0 | 0 | 0 | 0 | 0 | 0 | 0.0 | 34 | 2.9 |
| 26 | * Wiley Sherman | D | 52 | 2 | 3 | 5 | -7 | 30 | 0 | 0 | 0 | 0 | 0 | 1 | 0 | 0 | 0 | 0 | 0 | 0 | 0 | 0.0 | 35 | 5.7 |
| 12 | * Tanner Pond | C | 46 | 1 | 4 | 5 | -6 | 62 | 0 | 0 | 0 | 1 | 0 | 0 | 0 | 0 | 0 | 0 | 0 | 0 | 0 | 0.0 | 41 | 2.4 |
| 29 | Martin Bakos | RW | 16 | 3 | 1 | 4 | -4 | 8 | 1 | 0 | 0 | 0 | 0 | 1 | 0 | 0 | 0 | 0 | 0 | 0 | 0 | 0.0 | 43 | 7.0 |
| 25 | * Cooper Zech | D | 12 | 0 | 4 | 4 | 0 | 6 | 0 | 3 | 0 | 0 | 0 | 0 | 0 | 0 | 0 | 0 | 0 | 0 | 0 | 0.0 | 28 | 0.0 |
| 44 | * Joonas Koppanen | C | 45 | 2 | 0 | 2 | -6 | 6 | 0 | 0 | 0 | 0 | 0 | 0 | 1 | 0 | 0 | 0 | 0 | 0 | 0 | 0.0 | 42 | 4.8 |
| 43 | Steven Kampf | D | 3 | 1 | 1 | 2 | 3 | 2 | 0 | 0 | 1 | 0 | 0 | 0 | 0 | 0 | 0 | 0 | 0 | 0 | 0 | 0.0 | 4 | 25.0 |
| 11 | * Victor Berglund | D | 4 | 1 | 1 | 2 | 0 | 0 | 0 | 0 | 0 | 0 | 0 | 0 | 0 | 0 | 0 | 0 | 0 | 0 | 0 | 0.0 | 3 | 33.3 |
| 31 | Zane McIntyre | G | 46 | 0 | 2 | 2 | 0 | 6 | 0 | 1 | 0 | 0 | 0 | 0 | 0 | 0 | 0 | 0 | 0 | 0 | 0 | 0.0 | 0 | 0.0 |
| 43 | * Conor Riley (total) | F | 5 | 1 | 0 | 1 | 0 | 2 | 0 | 0 | 0 | 0 | 0 | 1 | 0 | 0 | 0 | 0 | 0 | 0 | 0 | 0.0 | 5 | 20.0 |
| | BNG | F | 2 | 1 | 0 | 1 | 1 | 2 | 0 | 0 | 0 | 0 | 0 | 1 | 0 | 0 | 0 | 0 | 0 | 0 | 0 | 0.0 | 3 | 33.3 |
| | PRO | F | 3 | 0 | 0 | 0 | -1 | 0 | 0 | 0 | 0 | 0 | 0 | 0 | 0 | 0 | 0 | 0 | 0 | 0 | 0 | 0.0 | 2 | 0.0 |
| 2 | * Olivier Galipeau | D | 5 | 0 | 1 | 1 | -3 | 4 | 0 | 1 | 0 | 0 | 0 | 0 | 0 | 0 | 0 | 0 | 0 | 0 | 0 | 0.0 | 5 | 0.0 |
| 35 | Sean Bonar | G | 1 | 0 | 0 | 0 | 0 | 0 | 0 | 0 | 0 | 0 | 0 | 0 | 0 | 0 | 0 | 0 | 0 | 0 | 0 | 0.0 | 0 | 0.0 |
| 11 | David Broll | LW | 1 | 0 | 0 | 0 | 0 | 7 | 0 | 0 | 0 | 0 | 0 | 0 | 0 | 0 | 0 | 0 | 0 | 0 | 0 | 0.0 | 0 | 0.0 |
| 2 | * Karl El-Mir | LW | 1 | 0 | 0 | 0 | -1 | 0 | 0 | 0 | 0 | 0 | 0 | 0 | 0 | 0 | 0 | 0 | 0 | 0 | 0 | 0.0 | 3 | 0.0 |
| 10 | Chris Carlisle | D | 2 | 0 | 0 | 0 | 0 | 2 | 0 | 0 | 0 | 0 | 0 | 0 | 0 | 0 | 0 | 0 | 0 | 0 | 0 | 0.0 | 3 | 0.0 |
| 11 | * Nic Pierog | F | 2 | 0 | 0 | 0 | -1 | 0 | 0 | 0 | 0 | 0 | 0 | 0 | 0 | 0 | 0 | 0 | 0 | 0 | 0 | 0.0 | 1 | 0.0 |
| 25 | Brett McKenzie | LW | 5 | 0 | 0 | 0 | 1 | 2 | 0 | 0 | 0 | 0 | 0 | 0 | 0 | 0 | 0 | 0 | 0 | 0 | 0 | 0.0 | 8 | 0.0 |
| 43 | Desmond Bergin | D | 6 | 0 | 0 | 0 | 1 | 2 | 0 | 0 | 0 | 0 | 0 | 0 | 0 | 0 | 0 | 0 | 0 | 0 | 0 | 0.0 | 5 | 0.0 |
| 43 | * Tommy Marchin | LW | 7 | 0 | 0 | 0 | -4 | 2 | 0 | 0 | 0 | 0 | 0 | 0 | 0 | 0 | 0 | 0 | 0 | 0 | 0 | 0.0 | 12 | 0.0 |
| 41 | Michael Doherty (total) | LW | 11 | 0 | 0 | 0 | -2 | 16 | 0 | 0 | 0 | 0 | 0 | 0 | 0 | 0 | 0 | 0 | 0 | 0 | 0 | 0.0 | 10 | 0.0 |
| | BNG | LW | 1 | 0 | 0 | 0 | 0 | 0 | 0 | 0 | 0 | 0 | 0 | 0 | 0 | 0 | 0 | 0 | 0 | 0 | 0 | 0.0 | 1 | 0.0 |
| | PRO | LW | 10 | 0 | 0 | 0 | -2 | 16 | 0 | 0 | 0 | 0 | 0 | 0 | 0 | 0 | 0 | 0 | 0 | 0 | 0 | 0.0 | 9 | 0.0 |
| 30 | * Dan Vladar | G | 31 | 0 | 0 | 0 | 0 | 0 | 0 | 0 | 0 | 0 | 0 | 0 | 0 | 0 | 0 | 0 | 0 | 0 | 0 | 0.0 | 0 | 0.0 |
| | BENCH | | 76 | 2 | | | | 22 | | | | | | | | | | | | | | 0.0 | 2 | |
| | TOTALS | | 76 | 228 | 373 | 599 | 19 | 963 | 56 | 108 | 12 | 15 | 36 | 40 | 22 | 8 | 16 | 13 | 5 | 26 | 2 | 19.2 | 2311 | 9.8 |

----- SHOOTOUTS -----

| # | GOALIE | GP | MIN | W | L | OT | SO | EN | GA | GAA | SOGP | SOW | SOL | GA | ATT | SV% | SA | SVS | SV% |
|----|---------------|----|---------|----|----|----|----|----|-----|------|------|-----|-----|----|-----|------|------|------|------|
| 31 | Zane McIntyre | 46 | 2711:33 | 25 | 14 | 7 | 2 | 3 | 117 | 2.59 | 4 | 2 | 2 | 5 | 23 | .783 | 1142 | 1025 | .898 |
| 30 | * Dan Vladar | 31 | 1846:41 | 13 | 13 | 4 | 2 | 4 | 84 | 2.73 | 1 | 0 | 1 | 2 | 4 | .500 | 825 | 741 | .898 |

2018-19 Team & Individual Statistics

Rochester Americans

| # | PLAYER | POS | GP | G | A | PTS | +/- | PIM | PP | PPA | SH | SHA | GW | FG | IG | OT | UA | EN | SOG | SOA | SOGW | SO% | SHOTS | SH% |
|----|-------------------------|-----|----|-----|-----|-----|-----|-----|----|-----|----|-----|----|----|----|----|----|----|-----|-----|------|------|-------|------|
| 12 | Victor Olofsson | LW | 66 | 30 | 33 | 63 | 12 | 12 | 9 | 15 | 1 | 0 | 9 | 4 | 3 | 1 | 0 | 0 | 3 | 7 | 1 | 42.9 | 193 | 15.5 |
| 19 | C.J. Smith | LW | 62 | 28 | 30 | 58 | 26 | 26 | 6 | 9 | 2 | 3 | 4 | 4 | 4 | 1 | 0 | 4 | 2 | 3 | 1 | 66.7 | 207 | 13.5 |
| 22 | Zach Redmond | D | 58 | 21 | 29 | 50 | 13 | 34 | 10 | 12 | 0 | 0 | 9 | 5 | 0 | 2 | 2 | 0 | 0 | 0 | 0 | 0.0 | 200 | 10.5 |
| 65 | Danny O'Regan | C | 70 | 20 | 28 | 48 | 4 | 42 | 8 | 8 | 0 | 1 | 3 | 2 | 1 | 1 | 0 | 1 | 0 | 3 | 0 | 0.0 | 117 | 17.1 |
| 10 | Wayne Simpson | RW | 72 | 21 | 24 | 45 | 1 | 16 | 2 | 14 | 2 | 1 | 1 | 6 | 3 | 0 | 1 | 3 | 2 | 6 | 0 | 33.3 | 161 | 13.0 |
| 16 | Taylor Leier (total) | LW | 69 | 22 | 20 | 42 | 6 | 46 | 3 | 4 | 1 | 1 | 1 | 6 | 3 | 0 | 2 | 2 | 4 | 6 | 2 | 66.7 | 160 | 13.8 |
| | LV | LW | 34 | 10 | 9 | 19 | 2 | 26 | 1 | 1 | 0 | 0 | 0 | 1 | 1 | 0 | 2 | 1 | 2 | 3 | 0 | 0.7 | 75 | 13.3 |
| | ROC | LW | 35 | 12 | 11 | 23 | 4 | 20 | 2 | 3 | 1 | 1 | 1 | 5 | 2 | 0 | 0 | 1 | 2 | 3 | 2 | 0.7 | 85 | 14.1 |
| 26 | * Rasmus Asplund | C | 75 | 10 | 31 | 41 | 7 | 26 | 2 | 12 | 1 | 1 | 0 | 1 | 0 | 0 | 0 | 0 | 0 | 2 | 0 | 0.0 | 117 | 8.5 |
| 11 | Kevin Porter | C | 58 | 10 | 29 | 39 | 21 | 37 | 3 | 5 | 1 | 1 | 1 | 2 | 3 | 0 | 0 | 0 | 0 | 2 | 0 | 0.0 | 92 | 10.9 |
| 92 | Alexander Nylander | RW | 49 | 12 | 19 | 31 | 11 | 12 | 5 | 2 | 0 | 0 | 1 | 1 | 1 | 0 | 2 | 1 | 1 | 2 | 1 | 50.0 | 89 | 13.5 |
| 45 | Brendan Guhle | D | 50 | 5 | 22 | 27 | -11 | 34 | 1 | 10 | 0 | 0 | 0 | 0 | 0 | 1 | 0 | 0 | 0 | 0 | 0 | 0.0 | 137 | 3.7 |
| 28 | Lawrence Pilut | D | 30 | 4 | 22 | 26 | 22 | 14 | 3 | 9 | 0 | 0 | 0 | 0 | 1 | 0 | 0 | 0 | 0 | 0 | 0 | 0.0 | 70 | 5.7 |
| 20 | Eric Cornell | RW | 76 | 9 | 13 | 22 | -2 | 34 | 2 | 0 | 0 | 1 | 2 | 1 | 1 | 0 | 0 | 0 | 0 | 0 | 0 | 0.0 | 84 | 10.7 |
| 5 | Matt Tennison | D | 47 | 4 | 17 | 21 | -8 | 42 | 0 | 7 | 0 | 1 | 0 | 0 | 1 | 0 | 1 | 0 | 0 | 0 | 0 | 0.0 | 90 | 4.4 |
| 95 | Justin Bailey | RW | 37 | 9 | 11 | 20 | 0 | 18 | 1 | 2 | 0 | 0 | 2 | 4 | 0 | 0 | 1 | 0 | 0 | 0 | 0 | 0.0 | 104 | 8.7 |
| 51 | Kyle Criscuolo | C | 43 | 6 | 14 | 20 | 0 | 14 | 1 | 3 | 0 | 1 | 0 | 1 | 0 | 0 | 1 | 0 | 0 | 0 | 0 | 0.0 | 79 | 7.6 |
| 40 | Remi Elie | LW | 25 | 8 | 6 | 14 | 2 | 14 | 2 | 1 | 1 | 0 | 1 | 1 | 1 | 0 | 0 | 0 | 0 | 1 | 0 | 0.0 | 53 | 15.1 |
| 3 | * William Borgen | D | 71 | 3 | 11 | 14 | 8 | 56 | 0 | 0 | 0 | 1 | 0 | 1 | 0 | 0 | 0 | 0 | 0 | 0 | 0 | 0.0 | 66 | 4.5 |
| 14 | Sean Malone | C | 38 | 4 | 9 | 13 | -6 | 4 | 0 | 1 | 1 | 0 | 0 | 2 | 0 | 0 | 0 | 0 | 0 | 0 | 0 | 0.0 | 40 | 10.0 |
| 23 | Jack Dougherty | D | 56 | 2 | 10 | 12 | 15 | 32 | 0 | 0 | 0 | 0 | 0 | 0 | 0 | 0 | 0 | 0 | 0 | 0 | 0 | 0.0 | 61 | 3.3 |
| 15 | * Andrew Oglevie | C | 28 | 5 | 5 | 10 | 4 | 2 | 0 | 0 | 0 | 0 | 1 | 0 | 1 | 0 | 0 | 0 | 0 | 0 | 0 | 0.0 | 44 | 11.4 |
| 2 | Andrew MacWilliam | D | 66 | 3 | 7 | 10 | -1 | 90 | 0 | 0 | 0 | 0 | 0 | 0 | 0 | 0 | 0 | 0 | 0 | 0 | 0 | 0.0 | 84 | 3.6 |
| 72 | Tage Thompson | RW | 8 | 6 | 3 | 9 | 6 | 4 | 2 | 2 | 0 | 0 | 3 | 1 | 1 | 0 | 1 | 1 | 0 | 0 | 0 | 0.0 | 26 | 23.1 |
| 44 | * Brandon Hickey | D | 38 | 1 | 8 | 9 | 12 | 18 | 0 | 0 | 0 | 0 | 0 | 0 | 0 | 0 | 0 | 0 | 0 | 0 | 0 | 0.0 | 51 | 2.0 |
| 67 | Yannick Veilleux | LW | 50 | 5 | 3 | 8 | -1 | 64 | 1 | 0 | 1 | 0 | 3 | 0 | 0 | 0 | 1 | 0 | 0 | 0 | 0 | 0.0 | 59 | 8.5 |
| 37 | Dalton Smith | LW | 48 | 2 | 6 | 8 | -4 | 111 | 0 | 0 | 0 | 0 | 0 | 0 | 0 | 0 | 0 | 0 | 0 | 0 | 0 | 0.0 | 44 | 4.5 |
| 24 | Scott Wilson | LW | 17 | 3 | 4 | 7 | -6 | 4 | 1 | 1 | 0 | 0 | 0 | 3 | 0 | 0 | 0 | 0 | 0 | 0 | 0 | 0.0 | 47 | 6.4 |
| 64 | Tyler Randell | RW | 36 | 3 | 4 | 7 | -2 | 45 | 0 | 0 | 0 | 0 | 0 | 0 | 0 | 0 | 0 | 0 | 0 | 0 | 0 | 0.0 | 24 | 12.5 |
| 27 | Taylor Fedun | D | 9 | 0 | 5 | 5 | 3 | 2 | 0 | 0 | 0 | 0 | 0 | 0 | 0 | 0 | 0 | 0 | 0 | 0 | 0 | 0.0 | 16 | 0.0 |
| 46 | * Casey Fitzgerald | D | 4 | 1 | 2 | 3 | 1 | 0 | 0 | 0 | 0 | 0 | 0 | 0 | 1 | 0 | 0 | 0 | 0 | 0 | 0 | 0.0 | 4 | 25.0 |
| 4 | Nathan Paetsch | D | 11 | 1 | 2 | 3 | 1 | 2 | 0 | 0 | 0 | 0 | 0 | 0 | 1 | 0 | 0 | 1 | 0 | 0 | 0 | 0.0 | 20 | 5.0 |
| 42 | * Kurt Gosselin | D | 8 | 0 | 3 | 3 | 0 | 4 | 0 | 1 | 0 | 0 | 0 | 0 | 0 | 0 | 0 | 0 | 0 | 0 | 0 | 0.0 | 11 | 0.0 |
| 38 | Arvin Atwal | D | 3 | 0 | 2 | 2 | -2 | 5 | 0 | 0 | 0 | 0 | 0 | 0 | 0 | 0 | 0 | 0 | 0 | 0 | 0 | 0.0 | 2 | 0.0 |
| 25 | * Judd Peterson | C | 5 | 1 | 0 | 1 | -1 | 4 | 0 | 0 | 0 | 0 | 0 | 0 | 0 | 0 | 0 | 0 | 0 | 0 | 0 | 0.0 | 4 | 25.0 |
| 24 | Matt Hunwick | D | 2 | 0 | 1 | 1 | 2 | 0 | 0 | 0 | 0 | 0 | 0 | 0 | 0 | 0 | 0 | 0 | 0 | 0 | 0 | 0.0 | 3 | 0.0 |
| 34 | Casey Nelson | D | 5 | 0 | 1 | 1 | -1 | 4 | 0 | 0 | 0 | 0 | 0 | 0 | 0 | 0 | 0 | 0 | 0 | 0 | 0 | 0.0 | 8 | 0.0 |
| 29 | Scott Wedgewood | G | 48 | 0 | 1 | 1 | 0 | 0 | 1 | 0 | 0 | 0 | 0 | 0 | 0 | 0 | 0 | 0 | 0 | 0 | 0 | 0.0 | 0 | 0.0 |
| 21 | Pascal Aquin | LW | 1 | 0 | 0 | 0 | -1 | 0 | 0 | 0 | 0 | 0 | 0 | 0 | 0 | 0 | 0 | 0 | 0 | 0 | 0 | 0.0 | 2 | 0.0 |
| 30 | Ukko-Pekka Luukkonen | G | 1 | 0 | 0 | 0 | 0 | 0 | 0 | 0 | 0 | 0 | 0 | 0 | 0 | 0 | 0 | 0 | 0 | 0 | 0 | 0.0 | 0 | 0.0 |
| 7 | * Tobie Paquette-Bisson | D | 1 | 0 | 0 | 0 | 0 | 0 | 0 | 0 | 0 | 0 | 0 | 0 | 0 | 0 | 0 | 0 | 0 | 0 | 0 | 0.0 | 1 | 0.0 |
| 8 | Devante Stephens | D | 1 | 0 | 0 | 0 | 0 | 2 | 0 | 0 | 0 | 0 | 0 | 0 | 0 | 0 | 0 | 0 | 0 | 0 | 0 | 0.0 | 0 | 0.0 |
| 17 | Vasily Glotov | C | 2 | 0 | 0 | 0 | -1 | 0 | 0 | 0 | 0 | 0 | 0 | 0 | 0 | 0 | 0 | 0 | 0 | 0 | 0 | 0.0 | 1 | 0.0 |
| 31 | Jonas Johansson | G | 5 | 0 | 0 | 0 | 0 | 0 | 0 | 0 | 0 | 0 | 0 | 0 | 0 | 0 | 0 | 0 | 0 | 0 | 0 | 0.0 | 0 | 0.0 |
| 18 | * Myles Powell | C | 7 | 0 | 0 | 0 | 0 | 6 | 0 | 0 | 0 | 0 | 0 | 0 | 0 | 0 | 0 | 0 | 0 | 0 | 0 | 0.0 | 2 | 0.0 |
| 32 | Adam Wilcox | G | 28 | 0 | 0 | 0 | 0 | 0 | 0 | 0 | 0 | 0 | 0 | 0 | 0 | 0 | 0 | 0 | 0 | 0 | 0 | 0.0 | 0 | 0.0 |
| | BENCH | | 76 | 5 | | | | 16 | | | | | | | | | | | | | | 0.0 | 5 | |
| | TOTALS | | 76 | 254 | 426 | 675 | 128 | 870 | 61 | 118 | 11 | 12 | 41 | 45 | 26 | 5 | 10 | 12 | 10 | 29 | 5 | 34.5 | 2503 | 10.0 |

----- SHOOTOUTS -----

| # | GOALIE | GP | MIN | W | L | OT | SO | EN | GA | GAA | SOGP | SOW | SOL | GA | ATT | SV% | SA | SVS | SV% |
|----|----------------------|----|---------|----|----|----|----|----|-----|------|------|-----|-----|----|-----|------|------|------|------|
| 30 | Ukko-Pekka Luukkonen | 1 | 59:57 | 1 | 0 | 0 | 0 | 0 | 2 | 2.00 | 0 | 0 | 0 | 0 | 0 | --- | 34 | 32 | .941 |
| 31 | Jonas Johansson | 5 | 265:52 | 4 | 1 | 0 | 0 | 0 | 10 | 2.26 | 1 | 1 | 0 | 2 | 7 | .714 | 136 | 126 | .926 |
| 29 | Scott Wedgewood | 48 | 2711:37 | 28 | 14 | 2 | 5 | 5 | 121 | 2.68 | 4 | 3 | 1 | 4 | 12 | .667 | 1316 | 1195 | .908 |
| 32 | Adam Wilcox | 28 | 1531:12 | 13 | 8 | 5 | 0 | 6 | 72 | 2.82 | 2 | 1 | 1 | 1 | 9 | .889 | 690 | 618 | .896 |
| | Empty Net | | 43:31 | | | | | | 11 | | | | | | | | 11 | | |
| | Totals | 76 | 4612:09 | 46 | 23 | 7 | 5 | 11 | 216 | 2.81 | 7 | 5 | 2 | 7 | 28 | .750 | 2187 | 1971 | .901 |



2018-19 Team & Individual Statistics

Rockford IceHogs

| # | PLAYER | POS | GP | G | A | PTS | +/- | PIM | PP | PPA | SH | SHA | GW | FG | IG | OT | UA | EN | SOG | SOA | SOGW | SO% | SHOTS | SH% |
|----|--------------------------|-----|----|-----|-----|-----|------|-----|----|-----|----|-----|----|----|----|----|----|----|-----|-----|------|-------|-------|------|
| 13 | Peter Holland (total) | C | 73 | 27 | 38 | 65 | -7 | 58 | 8 | 15 | 1 | 0 | 6 | 7 | 3 | 2 | 0 | 2 | 1 | 5 | 0 | 20.0 | 224 | 12.1 |
| | HFD | C | 52 | 20 | 29 | 49 | -8 | 50 | 7 | 13 | 1 | 0 | 4 | 5 | 2 | 0 | 0 | 2 | 0 | 3 | 0 | 0.0 | 154 | 13.0 |
| | RFD | C | 21 | 7 | 9 | 16 | 1 | 8 | 1 | 2 | 0 | 0 | 2 | 2 | 1 | 2 | 0 | 0 | 1 | 2 | 0 | 0.5 | 70 | 10.0 |
| 10 | Jordan Schroeder | RW | 62 | 19 | 26 | 45 | -6 | 10 | 8 | 8 | 0 | 0 | 1 | 3 | 0 | 0 | 1 | 0 | 3 | 4 | 1 | 75.0 | 185 | 10.3 |
| 15 | * Dylan Sikura | RW | 46 | 17 | 18 | 35 | 7 | 12 | 3 | 9 | 0 | 0 | 6 | 3 | 1 | 3 | 2 | 0 | 0 | 4 | 0 | 0.0 | 150 | 11.3 |
| 45 | Anthony Louis | LW | 74 | 12 | 22 | 34 | -3 | 28 | 4 | 5 | 0 | 0 | 0 | 2 | 2 | 0 | 1 | 1 | 1 | 7 | 0 | 14.3 | 155 | 7.7 |
| 23 | * Lucas Carlsson | D | 69 | 9 | 24 | 33 | -5 | 34 | 2 | 7 | 0 | 0 | 0 | 2 | 0 | 0 | 0 | 0 | 1 | 3 | 1 | 33.3 | 123 | 7.3 |
| 21 | * Jacob Nilsson | C | 61 | 15 | 17 | 32 | -5 | 22 | 8 | 3 | 0 | 0 | 1 | 2 | 1 | 0 | 1 | 1 | 1 | 1 | 1 | 100.0 | 86 | 17.4 |
| 37 | Luke Johnson | C | 53 | 18 | 13 | 31 | -13 | 34 | 4 | 4 | 0 | 0 | 6 | 4 | 1 | 2 | 2 | 2 | 0 | 0 | 0 | 0.0 | 99 | 18.2 |
| 39 | * Victor Ejdsell | RW | 61 | 12 | 17 | 29 | -8 | 24 | 4 | 3 | 0 | 0 | 1 | 5 | 1 | 0 | 1 | 0 | 1 | 7 | 1 | 14.3 | 106 | 11.3 |
| 24 | Darren Raddysh | D | 54 | 8 | 18 | 26 | 6 | 20 | 2 | 8 | 0 | 0 | 3 | 0 | 1 | 3 | 1 | 1 | 0 | 0 | 0 | 0.0 | 106 | 7.5 |
| 28 | Tyler Sikura | C | 50 | 7 | 12 | 19 | 1 | 20 | 2 | 3 | 0 | 0 | 0 | 3 | 1 | 0 | 0 | 1 | 0 | 0 | 0 | 0.0 | 84 | 8.3 |
| 16 | Will Pelletier | LW | 41 | 7 | 10 | 17 | 5 | 22 | 0 | 1 | 0 | 0 | 1 | 1 | 1 | 0 | 0 | 1 | 0 | 0 | 0 | 0.0 | 70 | 10.0 |
| 14 | * Henri Jokiharju | D | 30 | 2 | 15 | 17 | 7 | 14 | 1 | 5 | 0 | 0 | 0 | 0 | 0 | 0 | 0 | 0 | 0 | 1 | 0 | 0.0 | 65 | 3.1 |
| 8 | * Dennis Gilbert | D | 63 | 5 | 9 | 14 | -8 | 67 | 0 | 0 | 0 | 1 | 1 | 1 | 0 | 0 | 0 | 0 | 0 | 0 | 0 | 0.0 | 72 | 6.9 |
| 36 | Joni Tuulola | D | 52 | 4 | 10 | 14 | -2 | 17 | 0 | 0 | 0 | 0 | 1 | 0 | 0 | 0 | 0 | 0 | 0 | 0 | 0 | 0.0 | 61 | 6.6 |
| 49 | Graham Knott | C | 56 | 4 | 9 | 13 | -8 | 24 | 0 | 0 | 0 | 0 | 3 | 0 | 1 | 0 | 0 | 0 | 0 | 0 | 0 | 0.0 | 48 | 8.3 |
| 26 | Alexandre Fortin | LW | 47 | 6 | 6 | 12 | 2 | 8 | 0 | 1 | 0 | 0 | 0 | 1 | 0 | 0 | 1 | 1 | 0 | 0 | 0 | 0.0 | 72 | 8.3 |
| 17 | Terry Broadhurst | LW | 40 | 4 | 8 | 12 | -5 | 12 | 1 | 4 | 0 | 0 | 2 | 0 | 1 | 0 | 0 | 0 | 0 | 0 | 0 | 0.0 | 67 | 6.0 |
| 27 | Andreas Martinsen | LW | 38 | 3 | 8 | 11 | -3 | 32 | 0 | 1 | 0 | 0 | 1 | 1 | 1 | 0 | 0 | 0 | 0 | 0 | 0 | 0.0 | 64 | 4.7 |
| 9 | Matthew Highmore | LW | 12 | 3 | 6 | 9 | 1 | 6 | 0 | 1 | 1 | 0 | 0 | 1 | 0 | 0 | 2 | 2 | 0 | 0 | 0 | 0.0 | 17 | 17.6 |
| 2 | Andrew Campbell | D | 64 | 3 | 5 | 8 | -1 | 50 | 0 | 0 | 0 | 0 | 0 | 0 | 0 | 0 | 0 | 0 | 0 | 0 | 0 | 0.0 | 44 | 6.8 |
| 32 | Carl Dahlstrom | D | 22 | 1 | 7 | 8 | -11 | 10 | 1 | 4 | 0 | 0 | 0 | 0 | 0 | 0 | 0 | 0 | 0 | 0 | 0 | 0.0 | 36 | 2.8 |
| 5 | Henrik Samuelsson | LW | 40 | 2 | 5 | 7 | -8 | 33 | 0 | 1 | 0 | 0 | 0 | 0 | 0 | 0 | 0 | 0 | 0 | 0 | 0 | 0.0 | 41 | 4.9 |
| 20 | * Nathan Noel | LW | 46 | 2 | 4 | 6 | -8 | 55 | 0 | 0 | 1 | 0 | 0 | 1 | 0 | 0 | 0 | 0 | 0 | 0 | 0 | 0.0 | 31 | 6.5 |
| 7 | Nick Moutrey | RW | 49 | 1 | 4 | 5 | -10 | 22 | 0 | 0 | 0 | 0 | 0 | 0 | 0 | 0 | 0 | 1 | 0 | 0 | 0 | 0.0 | 53 | 1.9 |
| 11 | Matheson Iacopelli | LW | 27 | 2 | 2 | 4 | -7 | 19 | 0 | 0 | 0 | 0 | 0 | 1 | 0 | 0 | 1 | 0 | 0 | 0 | 0 | 0.0 | 32 | 6.3 |
| 44 | Jan Rutta | D | 8 | 1 | 3 | 4 | -2 | 2 | 0 | 1 | 0 | 0 | 1 | 0 | 0 | 1 | 0 | 0 | 0 | 0 | 0 | 0.0 | 16 | 6.3 |
| 22 | * Blake Hillman | D | 54 | 1 | 3 | 4 | -14 | 20 | 0 | 0 | 0 | 0 | 0 | 0 | 0 | 0 | 0 | 0 | 0 | 0 | 0 | 0.0 | 59 | 1.7 |
| 19 | * Reese Johnson | C | 6 | 0 | 4 | 4 | 0 | 2 | 0 | 0 | 0 | 0 | 0 | 0 | 0 | 0 | 0 | 0 | 0 | 0 | 0 | 0.0 | 8 | 0.0 |
| 4 | * Chad Krysl | D | 9 | 0 | 4 | 4 | -4 | 8 | 0 | 2 | 0 | 0 | 0 | 0 | 0 | 0 | 0 | 0 | 0 | 0 | 0 | 0.0 | 15 | 0.0 |
| 11 | * Spencer Watson (total) | RW | 12 | 1 | 2 | 3 | -1 | 2 | 0 | 0 | 0 | 0 | 0 | 0 | 0 | 0 | 0 | 0 | 0 | 0 | 0 | 0.0 | 21 | 4.8 |
| | ONT | RW | 2 | 0 | 0 | 0 | -2 | 0 | 0 | 0 | 0 | 0 | 0 | 0 | 0 | 0 | 0 | 0 | 0 | 0 | 0 | 0.0 | 1 | 0.0 |
| | RFD | RW | 10 | 1 | 2 | 3 | 1 | 2 | 0 | 0 | 0 | 0 | 0 | 0 | 0 | 0 | 0 | 0 | 0 | 0 | 0 | 0.0 | 20 | 5.0 |
| 12 | * Josh McArdle | D | 19 | 1 | 2 | 3 | -4 | 6 | 0 | 0 | 0 | 0 | 0 | 1 | 0 | 0 | 0 | 0 | 0 | 0 | 0 | 0.0 | 14 | 7.1 |
| 29 | Justin Auger | RW | 9 | 2 | 0 | 2 | 0 | 6 | 0 | 0 | 0 | 0 | 0 | 2 | 0 | 0 | 0 | 0 | 0 | 0 | 0 | 0.0 | 13 | 15.4 |
| 19 | Gustav Forsling | D | 5 | 0 | 2 | 2 | 1 | 2 | 0 | 2 | 0 | 0 | 0 | 0 | 0 | 0 | 0 | 0 | 0 | 0 | 0 | 0.0 | 9 | 0.0 |
| 18 | * Dylan McLaughlin | C | 7 | 0 | 2 | 2 | -3 | 0 | 0 | 0 | 0 | 0 | 0 | 0 | 0 | 0 | 0 | 0 | 0 | 0 | 0 | 0.0 | 3 | 0.0 |
| 29 | * Dmitriy Osipov | D | 8 | 0 | 2 | 2 | 0 | 13 | 0 | 0 | 0 | 0 | 0 | 0 | 0 | 0 | 0 | 0 | 0 | 0 | 0 | 0.0 | 6 | 0.0 |
| 3 | Brandon Davidson | D | 6 | 1 | 0 | 1 | 0 | 5 | 0 | 0 | 0 | 0 | 1 | 0 | 0 | 0 | 0 | 0 | 0 | 0 | 0 | 0.0 | 13 | 7.7 |
| 4 | Luc Snuggerud | D | 4 | 0 | 1 | 1 | -4 | 0 | 0 | 0 | 0 | 0 | 0 | 0 | 0 | 0 | 0 | 0 | 0 | 0 | 0 | 0.0 | 1 | 0.0 |
| 42 | * Brandon Hagel | LW | 8 | 0 | 1 | 1 | -4 | 2 | 0 | 0 | 0 | 0 | 0 | 0 | 0 | 0 | 0 | 0 | 0 | 0 | 0 | 0.0 | 13 | 0.0 |
| 31 | Anton Forsberg | G | 32 | 0 | 1 | 1 | 0 | 4 | 0 | 0 | 0 | 0 | 0 | 0 | 0 | 0 | 0 | 0 | 0 | 0 | 0 | 0.0 | 0 | 0.0 |
| 25 | * Radovan Bondra | RW | 2 | 0 | 0 | 0 | -1 | 0 | 0 | 0 | 0 | 0 | 0 | 0 | 0 | 0 | 0 | 0 | 0 | 0 | 0 | 0.0 | 0 | 0.0 |
| 41 | * Connor Moynihan | LW | 2 | 0 | 0 | 0 | 0 | 4 | 0 | 0 | 0 | 0 | 0 | 0 | 0 | 0 | 0 | 0 | 0 | 0 | 0 | 0.0 | 0 | 0.0 |
| 44 | * Fredrik Olofsson | LW | 2 | 0 | 0 | 0 | -2 | 0 | 0 | 0 | 0 | 0 | 0 | 0 | 0 | 0 | 0 | 0 | 0 | 0 | 0 | 0.0 | 3 | 0.0 |
| 44 | * Philipp Kurashev | C | 3 | 0 | 0 | 0 | -2 | 0 | 0 | 0 | 0 | 0 | 0 | 0 | 0 | 0 | 0 | 0 | 0 | 0 | 0 | 0.0 | 3 | 0.0 |
| 18 | Neil Manning | D | 3 | 0 | 0 | 0 | 0 | 2 | 0 | 0 | 0 | 0 | 0 | 0 | 0 | 0 | 0 | 0 | 0 | 0 | 0 | 0.0 | 4 | 0.0 |
| 14 | * Hunter Fejes | LW | 7 | 0 | 0 | 0 | -4 | 16 | 0 | 0 | 0 | 0 | 0 | 0 | 0 | 0 | 0 | 0 | 0 | 0 | 0 | 0.0 | 6 | 0.0 |
| 42 | * Brett Welychka | RW | 18 | 0 | 0 | 0 | -4 | 0 | 0 | 0 | 0 | 0 | 0 | 0 | 0 | 0 | 0 | 0 | 0 | 0 | 0 | 0.0 | 11 | 0.0 |
| 30 | Kevin Lankinen | G | 19 | 0 | 0 | 0 | 0 | 0 | 0 | 0 | 0 | 0 | 0 | 0 | 0 | 0 | 0 | 0 | 0 | 0 | 0 | 0.0 | 0 | 0.0 |
| 1 | Collin Delia | G | 26 | 0 | 0 | 0 | 0 | 2 | 0 | 0 | 0 | 0 | 0 | 0 | 0 | 0 | 0 | 0 | 0 | 0 | 0 | 0.0 | 0 | 0.0 |
| | BENCH | | 76 | 4 | | | | 16 | | | | | | | | | | | | | | 0.0 | 4 | |
| | TOTALS | | 76 | 184 | 311 | 491 | -121 | 715 | 41 | 75 | 2 | 1 | 31 | 36 | 12 | 12 | 13 | 11 | 8 | 29 | 4 | 27.6 | 2158 | 8.4 |

----- SHOOTOUTS -----

| # | GOALIE | GP | MIN | W | L | OT | SO | EN | GA | GAA | SOGP | SOW | SOL | GA | ATT | SV% | SA | SVS | SV% |
|----|----------------|----|---------|----|----|----|----|----|-----|------|------|-----|-----|----|-----|------|------|------|------|
| 1 | Collin Delia | 26 | 1546:32 | 13 | 8 | 4 | 0 | 2 | 64 | 2.48 | 5 | 1 | 4 | 7 | 12 | .417 | 816 | 752 | .922 |
| 30 | Kevin Lankinen | 19 | 1150:54 | 7 | 8 | 4 | 0 | 4 | 48 | 2.50 | 3 | 2 | 1 | 1 | 8 | .875 | 533 | 485 | .910 |
| 31 | Anton Forsberg | 32 | 1905:41 | 15 | 15 | 2 | 0 | 6 | 84 | 2.64 | 2 | 1 | 1 | 3 | 8 | .625 | 1039 | 955 | .919 |
| | Empty Net | | 56:41 | | | | | | 12 | | | | | | | | 12 | | |
| | Totals | 76 | 4659:48 | 35 | 31 | 10 | 0 | 12 | 208 | 2.68 | 10 | 4 | 6 | 11 | 28 | .607 | 2400 | 2192 | .913 |



2018-19 Team & Individual Statistics

San Antonio Rampage

| # | PLAYER | POS | GP | G | A | PTS | +/- | PIM | PP | PPA | SH | SHA | GW | FG | IG | OT | UA | EN | SOG | SOA | SOGW | SO% | SHOTS | SH% |
|----|-----------------------|-----|----|-----|-----|-----|------|-----|----|-----|----|-----|----|----|----|----|----|----|-----|-----|------|------|-------|------|
| 21 | Joey LaLeggia | D | 71 | 16 | 31 | 47 | -14 | 30 | 4 | 15 | 0 | 0 | 2 | 4 | 1 | 1 | 1 | 0 | 1 | 3 | 0 | 33.3 | 135 | 11.9 |
| 9 | * Mitch Reinke | D | 76 | 12 | 33 | 45 | -2 | 20 | 9 | 19 | 0 | 1 | 2 | 0 | 0 | 1 | 0 | 0 | 0 | 0 | 0 | 0.0 | 121 | 9.9 |
| 29 | * Jordan Kyrou | C | 47 | 16 | 27 | 43 | 1 | 10 | 5 | 14 | 1 | 0 | 2 | 2 | 1 | 0 | 0 | 2 | 2 | 4 | 2 | 50.0 | 124 | 12.9 |
| 71 | Jordan Nolan | LW | 59 | 17 | 18 | 35 | -9 | 72 | 4 | 6 | 0 | 1 | 3 | 3 | 3 | 0 | 1 | 0 | 0 | 0 | 0 | 0.0 | 132 | 12.9 |
| 45 | Ryan Olsen | C | 69 | 17 | 17 | 34 | -12 | 58 | 6 | 3 | 2 | 0 | 0 | 3 | 3 | 0 | 3 | 1 | 0 | 0 | 0 | 0.0 | 127 | 13.4 |
| 14 | * Austin Poganski | RW | 59 | 9 | 22 | 31 | -10 | 12 | 5 | 6 | 1 | 0 | 1 | 1 | 1 | 0 | 0 | 0 | 3 | 4 | 1 | 75.0 | 85 | 10.6 |
| 24 | Klim Kostin | RW | 66 | 10 | 14 | 24 | -28 | 102 | 4 | 4 | 0 | 0 | 1 | 2 | 0 | 0 | 0 | 0 | 0 | 0 | 0 | 0.0 | 99 | 10.1 |
| 23 | Trevor Smith | C | 51 | 9 | 13 | 22 | -15 | 28 | 3 | 5 | 0 | 0 | 1 | 3 | 0 | 0 | 1 | 0 | 0 | 0 | 0 | 0.0 | 63 | 14.3 |
| 5 | Tyler Wotherspoon | D | 70 | 4 | 18 | 22 | -3 | 28 | 0 | 0 | 0 | 2 | 0 | 0 | 1 | 0 | 0 | 0 | 0 | 0 | 0 | 0.0 | 98 | 4.1 |
| 32 | Bobby MacIntyre | LW | 58 | 8 | 13 | 21 | -16 | 29 | 0 | 1 | 0 | 0 | 1 | 0 | 2 | 0 | 0 | 1 | 0 | 0 | 0 | 0.0 | 71 | 11.3 |
| 25 | Chris Butler | D | 51 | 2 | 19 | 21 | -3 | 40 | 2 | 12 | 0 | 0 | 0 | 0 | 0 | 0 | 0 | 0 | 0 | 0 | 0 | 0.0 | 101 | 2.0 |
| 58 | * Nolan Stevens | F | 59 | 9 | 9 | 18 | 2 | 12 | 2 | 1 | 0 | 0 | 1 | 3 | 1 | 1 | 1 | 1 | 0 | 0 | 0 | 0.0 | 60 | 15.0 |
| 17 | Samuel Blais | RW | 26 | 8 | 10 | 18 | -8 | 55 | 3 | 5 | 0 | 0 | 3 | 4 | 0 | 0 | 0 | 0 | 0 | 0 | 0 | 0.0 | 68 | 11.8 |
| 19 | Mackenzie MacEachern | LW | 33 | 9 | 7 | 16 | 2 | 18 | 1 | 0 | 0 | 0 | 3 | 3 | 0 | 0 | 0 | 0 | 0 | 0 | 0 | 0.0 | 62 | 14.5 |
| 57 | Conner Bleackley | C | 57 | 5 | 11 | 16 | -15 | 35 | 0 | 1 | 0 | 0 | 0 | 0 | 1 | 0 | 0 | 0 | 0 | 0 | 0 | 0.0 | 71 | 7.0 |
| 36 | Jakub Jerabek | D | 52 | 6 | 9 | 15 | -22 | 28 | 4 | 5 | 0 | 0 | 0 | 1 | 0 | 0 | 1 | 1 | 0 | 0 | 0 | 0.0 | 64 | 9.4 |
| 27 | Adam Musil | C | 65 | 6 | 8 | 14 | -8 | 20 | 0 | 0 | 0 | 0 | 1 | 1 | 1 | 0 | 1 | 0 | 0 | 0 | 0 | 0.0 | 78 | 7.7 |
| 37 | Jake Walman | D | 66 | 3 | 10 | 13 | -31 | 48 | 1 | 4 | 0 | 0 | 3 | 0 | 0 | 1 | 1 | 0 | 0 | 0 | 0 | 0.0 | 143 | 2.1 |
| 2 | Niko Mikkola | D | 70 | 2 | 7 | 9 | -3 | 41 | 0 | 0 | 0 | 0 | 0 | 0 | 0 | 0 | 0 | 0 | 0 | 0 | 0 | 0.0 | 80 | 2.5 |
| 10 | Brian Flynn | RW | 21 | 1 | 8 | 9 | -6 | 8 | 1 | 2 | 0 | 1 | 1 | 1 | 0 | 0 | 0 | 0 | 0 | 0 | 0 | 0.0 | 42 | 2.4 |
| 4 | Jordan Schmaltz | D | 36 | 1 | 8 | 9 | -22 | 20 | 0 | 3 | 0 | 1 | 0 | 0 | 0 | 0 | 0 | 0 | 0 | 0 | 0 | 0.0 | 50 | 2.0 |
| 26 | * Tanner Kaspick | C | 46 | 4 | 4 | 8 | -12 | 24 | 0 | 0 | 0 | 0 | 0 | 0 | 0 | 0 | 0 | 0 | 0 | 0 | 0 | 0.0 | 44 | 9.1 |
| 7 | * Mark Cooper | RW | 25 | 2 | 5 | 7 | -7 | 13 | 0 | 1 | 0 | 0 | 0 | 0 | 0 | 0 | 0 | 0 | 0 | 0 | 0 | 0.0 | 24 | 8.3 |
| 22 | Chris Thorburn | RW | 40 | 2 | 5 | 7 | -2 | 45 | 0 | 0 | 0 | 0 | 0 | 0 | 0 | 0 | 0 | 0 | 0 | 0 | 0 | 0.0 | 35 | 5.7 |
| 12 | Zach Sanford | C | 7 | 4 | 2 | 6 | -1 | 2 | 1 | 1 | 0 | 0 | 1 | 1 | 1 | 0 | 0 | 0 | 0 | 0 | 0 | 0.0 | 14 | 28.6 |
| 41 | Nikita Soshnikov | RW | 11 | 3 | 3 | 6 | 1 | 4 | 1 | 0 | 0 | 0 | 0 | 1 | 0 | 0 | 0 | 0 | 0 | 1 | 0 | 0.0 | 33 | 9.1 |
| 38 | Charlie Sampair | C | 13 | 3 | 2 | 5 | 1 | 2 | 0 | 0 | 0 | 0 | 1 | 0 | 0 | 0 | 1 | 0 | 0 | 0 | 0 | 0.0 | 14 | 21.4 |
| 44 | Stephen Perfetto | C | 21 | 1 | 2 | 3 | -1 | 8 | 0 | 0 | 0 | 0 | 0 | 1 | 0 | 0 | 0 | 0 | 0 | 0 | 0 | 0.0 | 19 | 5.3 |
| 15 | Robby Fabbri | C | 3 | 1 | 1 | 2 | -4 | 4 | 0 | 1 | 1 | 0 | 0 | 0 | 0 | 0 | 0 | 0 | 0 | 0 | 0 | 0.0 | 10 | 10.0 |
| 7 | Sam Lofquist | D | 9 | 1 | 1 | 2 | 0 | 19 | 0 | 0 | 0 | 0 | 0 | 0 | 0 | 0 | 0 | 0 | 0 | 0 | 0 | 0.0 | 9 | 11.1 |
| 16 | * Robby Jackson | F | 3 | 1 | 0 | 1 | -1 | 0 | 0 | 0 | 0 | 0 | 1 | 0 | 0 | 0 | 0 | 0 | 0 | 0 | 0 | 0.0 | 4 | 25.0 |
| 10 | Ryan Tesink (total) | LW | 11 | 1 | 0 | 1 | -3 | 7 | 0 | 0 | 0 | 0 | 0 | 0 | 0 | 0 | 0 | 0 | 0 | 0 | 0 | 0.0 | 8 | 12.5 |
| | SD | LW | 2 | 0 | 0 | 0 | 0 | 0 | 0 | 0 | 0 | 0 | 0 | 0 | 0 | 0 | 0 | 0 | 0 | 0 | 0 | 0.0 | 0 | 0.0 |
| | SA | LW | 9 | 1 | 0 | 1 | -3 | 7 | 0 | 0 | 0 | 0 | 0 | 0 | 0 | 0 | 0 | 0 | 0 | 0 | 0 | 0.0 | 8 | 12.5 |
| 10 | Ben Duffy | C | 3 | 0 | 1 | 1 | 0 | 0 | 0 | 0 | 0 | 0 | 0 | 0 | 0 | 0 | 0 | 0 | 0 | 0 | 0 | 0.0 | 2 | 0.0 |
| 3 | Dylan Bredo | D | 1 | 0 | 0 | 0 | 0 | 0 | 0 | 0 | 0 | 0 | 0 | 0 | 0 | 0 | 0 | 0 | 0 | 0 | 0 | 0.0 | 3 | 0.0 |
| 6 | Travis Brown | D | 1 | 0 | 0 | 0 | 0 | 0 | 0 | 0 | 0 | 0 | 0 | 0 | 0 | 0 | 0 | 0 | 0 | 0 | 0 | 0.0 | 0 | 0.0 |
| 40 | * Joel Hofer | G | 1 | 0 | 0 | 0 | 0 | 0 | 0 | 0 | 0 | 0 | 0 | 0 | 0 | 0 | 0 | 0 | 0 | 0 | 0 | 0.0 | 0 | 0.0 |
| 16 | Steven Iacobellis | F | 1 | 0 | 0 | 0 | -1 | 0 | 0 | 0 | 0 | 0 | 0 | 0 | 0 | 0 | 0 | 0 | 0 | 0 | 0 | 0.0 | 0 | 0.0 |
| 42 | Justin Taylor | C | 1 | 0 | 0 | 0 | -1 | 0 | 0 | 0 | 0 | 0 | 0 | 0 | 0 | 0 | 0 | 0 | 0 | 0 | 0 | 0.0 | 2 | 0.0 |
| 4 | Carl Gunnarsson | D | 2 | 0 | 0 | 0 | 1 | 2 | 0 | 0 | 0 | 0 | 0 | 0 | 0 | 0 | 0 | 0 | 0 | 0 | 0 | 0.0 | 1 | 0.0 |
| 15 | * Tyler Tucker | D | 2 | 0 | 0 | 0 | -1 | 0 | 0 | 0 | 0 | 0 | 0 | 0 | 0 | 0 | 0 | 0 | 0 | 0 | 0 | 0.0 | 2 | 0.0 |
| 30 | Devin Williams | G | 2 | 0 | 0 | 0 | 0 | 0 | 0 | 0 | 0 | 0 | 0 | 0 | 0 | 0 | 0 | 0 | 0 | 0 | 0 | 0.0 | 0 | 0.0 |
| 42 | Braylon Shmyr (total) | F | 3 | 0 | 0 | 0 | -1 | 2 | 0 | 0 | 0 | 0 | 0 | 0 | 0 | 0 | 0 | 0 | 0 | 0 | 0 | 0.0 | 3 | 0.0 |
| | SPR | F | 1 | 0 | 0 | 0 | -1 | 0 | 0 | 0 | 0 | 0 | 0 | 0 | 0 | 0 | 0 | 0 | 0 | 0 | 0 | 0.0 | 1 | 0.0 |
| | SA | F | 2 | 0 | 0 | 0 | 0 | 2 | 0 | 0 | 0 | 0 | 0 | 0 | 0 | 0 | 0 | 0 | 0 | 0 | 0 | 0.0 | 2 | 0.0 |
| 28 | Jared Thomas | LW | 4 | 0 | 0 | 0 | -1 | 0 | 0 | 0 | 0 | 0 | 0 | 0 | 0 | 0 | 0 | 0 | 0 | 0 | 0 | 0.0 | 0 | 0.0 |
| 30 | * Evan Fitzpatrick | G | 8 | 0 | 0 | 0 | 0 | 0 | 0 | 0 | 0 | 0 | 0 | 0 | 0 | 0 | 0 | 0 | 0 | 0 | 0 | 0.0 | 0 | 0.0 |
| 31 | Jordan Binnington | G | 16 | 0 | 0 | 0 | 0 | 15 | 0 | 0 | 0 | 0 | 0 | 0 | 0 | 0 | 0 | 0 | 0 | 0 | 0 | 0.0 | 0 | 0.0 |
| 35 | Ville Husso | G | 27 | 0 | 0 | 0 | 0 | 2 | 0 | 0 | 0 | 0 | 0 | 0 | 0 | 0 | 0 | 0 | 0 | 0 | 0 | 0.0 | 0 | 0.0 |
| 1 | Jared Coreau (total) | G | 45 | 0 | 0 | 0 | 0 | 0 | 0 | 0 | 0 | 0 | 0 | 0 | 0 | 0 | 0 | 0 | 0 | 0 | 0 | 0.0 | 0 | 0.0 |
| | SD | G | 13 | 0 | 0 | 0 | 0 | 0 | 0 | 0 | 0 | 0 | 0 | 0 | 0 | 0 | 0 | 0 | 0 | 0 | 0 | 0.0 | 0 | 0.0 |
| | SA | G | 32 | 0 | 0 | 0 | 0 | 0 | 0 | 0 | 0 | 0 | 0 | 0 | 0 | 0 | 0 | 0 | 0 | 0 | 0 | 0.0 | 0 | 0.0 |
| | BENCH | | 76 | 3 | | | | 22 | | | | | | | | | | | | | | 0.0 | 3 | |
| | TOTALS | | 76 | 196 | 338 | 531 | -254 | 885 | 56 | 109 | 5 | 6 | 28 | 34 | 16 | 4 | 11 | 6 | 6 | 12 | 3 | 50.0 | 2103 | 9.2 |

----- SHOOTOUTS -----

| # | GOALIE | GP | MIN | W | L | OT | SO | EN | GA | GAA | SOGP | SOW | SOL | GA | ATT | SV% | SA | SVS | SV% |
|----|----------------------|----|---------|----|----|----|----|----|-----|------|------|-----|-----|----|-----|------|------|------|------|
| 30 | Devin Williams | 2 | 44:41 | 0 | 0 | 0 | 0 | 0 | 1 | 1.34 | 0 | 0 | 0 | 0 | 0 | --- | 16 | 15 | .938 |
| 31 | Jordan Binnington | 16 | 921:43 | 11 | 4 | 0 | 3 | 0 | 32 | 2.08 | 1 | 1 | 0 | 1 | 3 | .667 | 439 | 407 | .927 |
| 30 | * Evan Fitzpatrick | 8 | 384:04 | 2 | 3 | 0 | 0 | 1 | 17 | 2.66 | 0 | 0 | 0 | 0 | 0 | --- | 171 | 154 | .901 |
| 1 | Jared Coreau (total) | 45 | 2403:02 | 15 | 19 | 9 | 2 | 8 | 131 | 3.27 | 5 | 2 | 3 | 6 | 25 | .760 | 1181 | 1050 | .889 |
| | SD | 13 | 672:09 | 3 | 6 | 3 | 0 | 3 | 40 | 3.57 | 3 | 1 | 2 | 5 | 20 | .750 | 380 | 340 | .895 |
| | SA | 32 | 1730:53 | 12 | 13 | 6 | 2 | 5 | 91 | 3.15 | 2 | 1 | 1 | 1 | 5 | .800 | 801 | 710 | .886 |
| 35 | Ville Husso | 27 | 1421:30 | 6 | 17 | 1 | 1 | 5 | 87 | 3.67 | 1 | 1 | 0 | 1 | 3 | .667 | 673 | 586 | .871 |
| 40 | * Joel Hofer | 1 | 58:26 | 0 | 1 | 0 | 0 | 0 | 4 | 4.11 | 0 | 0 | 0 | 0 | 0 | --- | 35 | 31 | .886 |
| | Empty Net | | 48:36 | | | | | | 11 | | | | | | | | 11 | | |
| | Totals | 76 | 4609:53 | 31 | 38 | 7 | 6 | 11 | 243 | 3.16 | 4 | 3 | 1 | 3 | 11 | .727 | 2146 | 1903 | .887 |



2018-19 Team & Individual Statistics

San Diego Gulls

| # | PLAYER | POS | GP | G | A | PTS | +/- | PIM | PP | PPA | SH | SHA | GW | FG | IG | OT | UA | EN | SOG | SOA | SOGW | SO% | SHOTS | SH% |
|----|-------------------------|-----|----|-----|-----|-----|-----|-----|----|-----|----|-----|----|----|----|----|----|----|-----|-----|------|------|-------|------|
| 25 | Sam Carrick | C | 61 | 32 | 29 | 61 | 7 | 90 | 11 | 7 | 3 | 1 | 5 | 3 | 5 | 0 | 2 | 0 | 2 | 5 | 0 | 40.0 | 169 | 18.9 |
| 7 | Chase De Leo | C | 66 | 20 | 35 | 55 | 16 | 12 | 2 | 7 | 1 | 3 | 3 | 3 | 3 | 0 | 1 | 0 | 2 | 3 | 1 | 66.7 | 173 | 11.6 |
| 28 | Justin Kloos (total) | C | 59 | 18 | 27 | 45 | 3 | 36 | 4 | 6 | 1 | 5 | 2 | 4 | 0 | 1 | 1 | 2 | 2 | 3 | 2 | 66.7 | 148 | 12.2 |
| | IA | C | 34 | 12 | 18 | 30 | 4 | 26 | 3 | 4 | 1 | 4 | 1 | 3 | 0 | 1 | 0 | 1 | 1 | 2 | 1 | 0.5 | 91 | 13.2 |
| | SD | C | 25 | 6 | 9 | 15 | -1 | 10 | 1 | 2 | 0 | 1 | 1 | 1 | 0 | 0 | 1 | 1 | 1 | 1 | 1 | 1.0 | 57 | 10.5 |
| 23 | * Sam Steel | C | 53 | 20 | 21 | 41 | -3 | 24 | 3 | 7 | 1 | 1 | 3 | 5 | 3 | 1 | 2 | 3 | 0 | 0 | 0 | 0.0 | 99 | 20.2 |
| 19 | * Troy Terry | RW | 41 | 16 | 25 | 41 | 1 | 4 | 4 | 12 | 0 | 0 | 3 | 0 | 0 | 1 | 0 | 1 | 0 | 4 | 0 | 0.0 | 92 | 17.4 |
| 12 | Corey Tropp | RW | 55 | 20 | 20 | 40 | -7 | 124 | 8 | 7 | 1 | 1 | 2 | 8 | 1 | 0 | 1 | 0 | 0 | 1 | 0 | 0.0 | 94 | 21.3 |
| 27 | Adam Cracknell (total) | C | 46 | 18 | 20 | 38 | 11 | 28 | 1 | 4 | 2 | 3 | 4 | 2 | 2 | 1 | 3 | 0 | 1 | 2 | 1 | 50.0 | 89 | 20.2 |
| | TOR | C | 14 | 3 | 7 | 10 | 0 | 10 | 0 | 2 | 0 | 1 | 1 | 0 | 0 | 1 | 2 | 0 | 0 | 0 | 0 | 0.0 | 22 | 13.6 |
| | SD | C | 32 | 15 | 13 | 28 | 11 | 18 | 1 | 2 | 2 | 2 | 3 | 2 | 2 | 0 | 1 | 0 | 1 | 2 | 1 | 0.5 | 67 | 22.4 |
| 14 | Kalle Kossila | LW | 44 | 14 | 21 | 35 | -18 | 14 | 5 | 13 | 1 | 0 | 0 | 2 | 1 | 0 | 0 | 0 | 2 | 4 | 0 | 50.0 | 111 | 12.6 |
| 29 | Trevor Murphy (total) | D | 64 | 8 | 23 | 31 | 2 | 74 | 3 | 11 | 0 | 0 | 1 | 1 | 0 | 0 | 1 | 1 | 0 | 0 | 0 | 0.0 | 152 | 5.3 |
| | TUC | D | 27 | 5 | 8 | 13 | -6 | 26 | 1 | 4 | 0 | 0 | 1 | 1 | 0 | 0 | 1 | 1 | 0 | 0 | 0 | 0.0 | 68 | 7.4 |
| | SD | D | 37 | 3 | 15 | 18 | 8 | 48 | 2 | 7 | 0 | 0 | 0 | 0 | 0 | 0 | 0 | 0 | 0 | 0 | 0 | 0.0 | 84 | 3.6 |
| 16 | * Max Jones | LW | 43 | 14 | 15 | 29 | 7 | 50 | 2 | 4 | 0 | 0 | 4 | 0 | 0 | 0 | 2 | 0 | 1 | 2 | 0 | 50.0 | 97 | 14.4 |
| 15 | Ben Street | C | 32 | 9 | 17 | 26 | 7 | 6 | 1 | 4 | 0 | 0 | 3 | 1 | 0 | 0 | 0 | 0 | 0 | 0 | 0 | 0.0 | 89 | 10.1 |
| 11 | Joseph Blandisi | C | 27 | 8 | 15 | 23 | 9 | 42 | 1 | 2 | 1 | 1 | 3 | 1 | 0 | 0 | 1 | 2 | 0 | 0 | 0 | 0.0 | 57 | 14.0 |
| 3 | Andy Welinski | D | 27 | 8 | 11 | 19 | -1 | 16 | 7 | 6 | 0 | 0 | 0 | 1 | 0 | 0 | 0 | 0 | 0 | 1 | 0 | 0.0 | 81 | 9.9 |
| 6 | * Josh Mahura | D | 40 | 1 | 18 | 19 | -3 | 10 | 1 | 8 | 0 | 0 | 0 | 1 | 0 | 0 | 0 | 0 | 0 | 1 | 0 | 0.0 | 55 | 1.8 |
| 39 | * Kiefer Sherwood | C | 29 | 6 | 12 | 18 | 15 | 12 | 0 | 2 | 1 | 0 | 0 | 0 | 1 | 0 | 0 | 0 | 0 | 0 | 0 | 0.0 | 75 | 8.0 |
| 38 | Matt Berry | RW | 42 | 4 | 14 | 18 | 6 | 28 | 0 | 0 | 0 | 0 | 1 | 1 | 1 | 0 | 0 | 0 | 0 | 0 | 0 | 0.0 | 72 | 5.6 |
| 5 | * Simon Benoit | D | 65 | 2 | 14 | 16 | -16 | 33 | 0 | 1 | 0 | 0 | 0 | 1 | 0 | 0 | 0 | 0 | 0 | 1 | 0 | 0.0 | 72 | 2.8 |
| 32 | * Jack Kopacka | LW | 32 | 6 | 8 | 14 | -13 | 4 | 2 | 1 | 0 | 0 | 0 | 0 | 1 | 0 | 1 | 0 | 0 | 0 | 0 | 0.0 | 59 | 10.2 |
| 21 | Ben Thomson | LW | 53 | 4 | 9 | 13 | -4 | 91 | 0 | 1 | 0 | 0 | 1 | 0 | 0 | 0 | 0 | 0 | 0 | 1 | 0 | 0.0 | 55 | 7.3 |
| 24 | Jaycob Megna | D | 38 | 2 | 11 | 13 | 8 | 20 | 0 | 1 | 0 | 0 | 0 | 0 | 0 | 0 | 0 | 0 | 0 | 0 | 0 | 0.0 | 67 | 3.0 |
| 13 | Giovanni Fiore | LW | 23 | 6 | 5 | 11 | -2 | 8 | 2 | 1 | 0 | 0 | 0 | 1 | 1 | 0 | 0 | 1 | 0 | 1 | 0 | 0.0 | 41 | 14.6 |
| 23 | Luke Schenn | D | 22 | 2 | 8 | 10 | 8 | 9 | 0 | 1 | 0 | 0 | 0 | 0 | 0 | 0 | 0 | 0 | 0 | 0 | 0 | 0.0 | 41 | 4.9 |
| 13 | Patrick Sieloff (total) | D | 59 | 1 | 9 | 10 | -3 | 81 | 0 | 0 | 1 | 1 | 1 | 0 | 0 | 0 | 0 | 0 | 0 | 0 | 0 | 0.0 | 35 | 2.9 |
| | BEL | D | 45 | 1 | 8 | 9 | -3 | 73 | 0 | 0 | 1 | 0 | 1 | 0 | 0 | 0 | 0 | 0 | 0 | 0 | 0 | 0.0 | 23 | 4.3 |
| | SD | D | 14 | 0 | 1 | 1 | 0 | 8 | 0 | 0 | 0 | 1 | 0 | 0 | 0 | 0 | 0 | 0 | 0 | 0 | 0 | 0.0 | 12 | 0.0 |
| 2 | Jake Dotchin | D | 20 | 4 | 3 | 7 | 10 | 68 | 0 | 1 | 1 | 0 | 0 | 1 | 0 | 0 | 0 | 1 | 0 | 0 | 0 | 0.0 | 34 | 11.8 |
| 26 | Luke Gazdic | LW | 20 | 3 | 4 | 7 | -2 | 39 | 0 | 0 | 0 | 0 | 1 | 0 | 0 | 0 | 0 | 0 | 0 | 0 | 0 | 0.0 | 18 | 16.7 |
| 4 | Keaton Thompson | D | 53 | 0 | 7 | 7 | -2 | 49 | 0 | 0 | 0 | 0 | 0 | 0 | 0 | 0 | 0 | 0 | 0 | 0 | 0 | 0.0 | 44 | 0.0 |
| 22 | * Isac Lunderstrom | C | 12 | 0 | 6 | 6 | -6 | 2 | 0 | 4 | 0 | 0 | 0 | 0 | 0 | 0 | 0 | 0 | 0 | 0 | 0 | 0.0 | 15 | 0.0 |
| 18 | Deven Sideroff | RW | 20 | 0 | 6 | 6 | -1 | 7 | 0 | 2 | 0 | 0 | 0 | 0 | 0 | 0 | 0 | 0 | 0 | 1 | 0 | 0.0 | 19 | 0.0 |
| 22 | Logan Shaw | C | 7 | 2 | 3 | 5 | 0 | 6 | 1 | 1 | 0 | 0 | 0 | 1 | 0 | 0 | 0 | 0 | 0 | 1 | 0 | 0.0 | 15 | 13.3 |
| 22 | Korbinian Holzer | D | 12 | 2 | 3 | 5 | 7 | 4 | 1 | 0 | 0 | 0 | 0 | 0 | 0 | 0 | 0 | 0 | 0 | 0 | 0 | 0.0 | 22 | 9.1 |
| 9 | Kevin Roy | LW | 11 | 1 | 4 | 5 | -4 | 6 | 0 | 1 | 0 | 0 | 0 | 0 | 0 | 0 | 1 | 0 | 0 | 0 | 0 | 0.0 | 26 | 3.8 |
| 34 | Jacob Larsson | D | 22 | 0 | 5 | 5 | 1 | 10 | 0 | 0 | 0 | 2 | 0 | 0 | 0 | 0 | 0 | 0 | 0 | 0 | 0 | 0.0 | 28 | 0.0 |
| 10 | Alex Dostie | LW | 37 | 2 | 2 | 4 | -3 | 6 | 1 | 0 | 0 | 0 | 0 | 0 | 0 | 0 | 0 | 0 | 0 | 1 | 0 | 0.0 | 23 | 8.7 |
| 36 | Andrej Sustr | D | 39 | 0 | 3 | 3 | -8 | 20 | 0 | 1 | 0 | 0 | 0 | 0 | 0 | 0 | 0 | 0 | 0 | 0 | 0 | 0.0 | 54 | 0.0 |
| 29 | Pontus Aberg | RW | 2 | 1 | 1 | 2 | 0 | 4 | 0 | 1 | 0 | 0 | 0 | 0 | 0 | 0 | 0 | 0 | 0 | 1 | 0 | 0.0 | 9 | 11.1 |
| 11 | * Brent Gates Jr. | LW | 6 | 1 | 1 | 2 | 3 | 0 | 0 | 0 | 0 | 0 | 0 | 0 | 0 | 0 | 0 | 0 | 0 | 0 | 0 | 0.0 | 11 | 9.1 |
| 22 | * Jake Marchment | C | 5 | 0 | 2 | 2 | 1 | 12 | 0 | 0 | 0 | 0 | 0 | 0 | 0 | 0 | 0 | 0 | 0 | 0 | 0 | 0.0 | 1 | 0.0 |
| 18 | Patrick Eaves | RW | 7 | 0 | 2 | 2 | -1 | 0 | 0 | 0 | 0 | 0 | 0 | 0 | 0 | 0 | 0 | 0 | 0 | 0 | 0 | 0.0 | 6 | 0.0 |
| 7 | Steve Oleksy | D | 15 | 0 | 2 | 2 | -3 | 36 | 0 | 0 | 0 | 0 | 0 | 0 | 0 | 0 | 0 | 0 | 0 | 0 | 0 | 0.0 | 13 | 0.0 |
| 30 | Jeff Glass (total) | G | 29 | 0 | 2 | 2 | 0 | 0 | 0 | 1 | 0 | 0 | 0 | 0 | 0 | 0 | 0 | 0 | 0 | 0 | 0 | 0.0 | 0 | 0.0 |
| | TOR | G | 10 | 0 | 1 | 1 | 0 | 0 | 0 | 0 | 0 | 0 | 0 | 0 | 0 | 0 | 0 | 0 | 0 | 0 | 0 | 0.0 | 0 | 0.0 |
| | SD | G | 19 | 0 | 1 | 1 | 0 | 0 | 0 | 1 | 0 | 0 | 0 | 0 | 0 | 0 | 0 | 0 | 0 | 0 | 0 | 0.0 | 0 | 0.0 |
| 33 | Kevin Boyle | G | 43 | 0 | 2 | 2 | 0 | 2 | 0 | 0 | 0 | 0 | 0 | 0 | 0 | 0 | 0 | 0 | 0 | 0 | 0 | 0.0 | 0 | 0.0 |
| 27 | * Maxime Comtois | LW | 4 | 1 | 0 | 1 | -2 | 2 | 1 | 0 | 0 | 0 | 0 | 1 | 0 | 0 | 0 | 0 | 0 | 0 | 0 | 0.0 | 3 | 33.3 |
| 11 | Steve McParland | LW | 5 | 1 | 0 | 1 | 0 | 6 | 0 | 0 | 0 | 0 | 0 | 0 | 0 | 0 | 0 | 0 | 0 | 0 | 0 | 0.0 | 3 | 33.3 |
| 19 | Mitch Hults | C | 2 | 0 | 1 | 1 | 0 | 0 | 0 | 0 | 0 | 0 | 0 | 0 | 0 | 0 | 0 | 0 | 0 | 0 | 0 | 0.0 | 5 | 0.0 |
| 20 | * Scott Moldenhauer | D | 14 | 0 | 1 | 1 | -2 | 4 | 0 | 0 | 0 | 0 | 0 | 0 | 0 | 0 | 0 | 0 | 0 | 0 | 0 | 0.0 | 5 | 0.0 |
| 28 | * John May | F | 1 | 0 | 0 | 0 | -1 | 0 | 0 | 0 | 0 | 0 | 0 | 0 | 0 | 0 | 0 | 0 | 0 | 0 | 0 | 0.0 | 2 | 0.0 |
| 27 | Peter Sivak | RW | 1 | 0 | 0 | 0 | 0 | 0 | 0 | 0 | 0 | 0 | 0 | 0 | 0 | 0 | 0 | 0 | 0 | 0 | 0 | 0.0 | 0 | 0.0 |
| 37 | * Angus Redmond | G | 2 | 0 | 0 | 0 | 0 | 0 | 0 | 0 | 0 | 0 | 0 | 0 | 0 | 0 | 0 | 0 | 0 | 0 | 0 | 0.0 | 0 | 0.0 |
| 22 | Ryan Tesink | LW | 2 | 0 | 0 | 0 | 0 | 0 | 0 | 0 | 0 | 0 | 0 | 0 | 0 | 0 | 0 | 0 | 0 | 0 | 0 | 0.0 | 0 | 0.0 |
| 40 | * Chris Forney | D | 3 | 0 | 0 | 0 | -3 | 0 | 0 | 0 | 0 | 0 | 0 | 0 | 0 | 0 | 0 | 0 | 0 | 0 | 0 | 0.0 | 1 | 0.0 |
| 22 | Jared Thomas (total) | LW | 7 | 0 | 0 | 0 | -3 | 0 | 0 | 0 | 0 | 0 | 0 | 0 | 0 | 0 | 0 | 0 | 0 | 0 | 0 | 0.0 | 4 | 0.0 |
| | SA | LW | 4 | 0 | 0 | 0 | -1 | 0 | 0 | 0 | 0 | 0 | 0 | 0 | 0 | 0 | 0 | 0 | 0 | 0 | 0 | 0.0 | 0 | 0.0 |
| | SD | LW | 3 | 0 | 0 | 0 | -2 | 0 | 0 | 0 | 0 | 0 | 0 | 0 | 0 | 0 | 0 | 0 | 0 | 0 | 0 | 0.0 | 4 | 0.0 |
| 31 | Jared Coreau | G | 13 | 0 | 0 | 0 | 0 | 0 | 0 | 0 | 0 | 0 | 0 | 0 | 0 | 0 | 0 | 0 | 0 | 0 | 0 | 0.0 | 0 | 0.0 |
| | BENCH | | 68 | 3 | | | | 14 | | | | | | | | | | | | | | 0.0 | 3 | |
| | TOTALS | | 68 | 239 | 405 | 641 | 49 | 978 | 57 | 108 | 12 | 13 | 33 | 34 | 19 | 2 | 13 | 9 | 9 | 31 | 3 | 29.0 | 2183 | 10.8 |

----- SHOOTOUTS -----

| # | GOALIE | GP | MIN | W | L | OT | SO | EN | GA | GAA | SOGP | SOW | SOL | GA | ATT | SV% | SA | SVS | SV% |
|----|--------------------|----|-----------|----|----|----|----|----|-----|------|------|-----|-----|----|-----|------|------|------|------|
| 37 | * Angus Redmond | 2 | 42:08 | 0 | 0 | 1 | 0 | 0 | 2 | 2.85 | 0 | 0 | 0 | 0 | 0 | --- | 22 | 20 | .909 |
| 33 | Kevin Boyle | 43 | 2361:55 | 24 | 13 | 2 | 0 | 4 | 114 | 2.90 | 2 | 2 | 0 | 3 | 8 | .625 | 1223 | 1109 | .907 |
| 30 | Jeff Glass (total) | 29 | 1483:51 | 12 | 9 | 3 | 1 | 4 | 86 | 3.48 | 2 | 0 | 2 | 4 | 5 | .200 | 736 | 650 | .883 |
| | TOR | 10 | 459:41 | 3 | 4 | 1 | 0 | 2 | 33 | 4.31 | 1 | 0 | 1 | 3 | 3 | .000 | 219 | 186 | .849 |
| | SD | 19 | 1024:10 | 9 | 5 | 2 | 1 | 2 | 53 | 3.10 | 1 | 0 | 1 | 1 | 2 | .500 | 517 | 464 | .897 |
| 31 | Jared Coreau | 13 | 672:09 | 3 | 6 | 3 | 0 | 3 | 40 | 3.57 | 3 | 1 | 2 | 5 | 20 | .750 | 380 | 340 | .895 |
| | Empty Net | | 30:48 | | | | | | 9 | | | | | | | | 9 | | |
| | Totals | 68 | 4131:10</ | | | | | | | | | | | | | | | | |

2018-19 Team & Individual Statistics

San Jose Barracuda

| # | PLAYER | POS | GP | G | A | PTS | +/- | PIM | PP | PPA | SH | SHA | GW | FG | IG | OT | UA | EN | SOG | SOA | SOGW | SO% | SHOTS | SH% |
|----|---------------------------|-----|----|-----|-----|-----|-----|-----|----|-----|----|-----|----|----|----|----|----|----|-----|-----|------|-------|-------|------|
| 70 | Alexander True | C | 68 | 24 | 31 | 55 | 16 | 45 | 4 | 7 | 1 | 0 | 6 | 7 | 1 | 0 | 1 | 1 | 2 | 4 | 1 | 50.0 | 142 | 16.9 |
| 49 | Francis Perron | LW | 63 | 18 | 29 | 47 | 10 | 26 | 7 | 9 | 0 | 0 | 3 | 2 | 3 | 1 | 2 | 0 | 2 | 4 | 2 | 50.0 | 123 | 14.6 |
| 57 | Nick DeSimone | D | 65 | 14 | 32 | 46 | 1 | 30 | 5 | 9 | 1 | 0 | 2 | 1 | 1 | 0 | 1 | 1 | 0 | 0 | 0 | 0.0 | 154 | 9.1 |
| 7 | * Dylan Gambrell | C | 51 | 20 | 25 | 45 | 7 | 18 | 3 | 9 | 0 | 1 | 2 | 7 | 3 | 0 | 1 | 0 | 2 | 5 | 1 | 40.0 | 147 | 13.6 |
| 89 | * Jayden Halbgewachs | F | 64 | 13 | 22 | 35 | 9 | 20 | 3 | 5 | 0 | 0 | 3 | 3 | 1 | 0 | 1 | 1 | 0 | 1 | 0 | 0.0 | 81 | 16.0 |
| 53 | Kyle Wood | D | 68 | 6 | 29 | 35 | 16 | 47 | 3 | 9 | 0 | 0 | 2 | 1 | 1 | 0 | 1 | 1 | 0 | 1 | 0 | 0.0 | 129 | 4.7 |
| 22 | * Jonathan Dahlen (total) | LW | 57 | 14 | 19 | 33 | -16 | 12 | 8 | 9 | 0 | 0 | 1 | 3 | 0 | 0 | 0 | 0 | 2 | 3 | 1 | 66.7 | 117 | 12.0 |
| | UTI | LW | 50 | 14 | 15 | 29 | -13 | 10 | 8 | 9 | 0 | 0 | 1 | 3 | 0 | 0 | 0 | 0 | 2 | 3 | 1 | 0.7 | 103 | 13.6 |
| | SJ | LW | 7 | 0 | 4 | 4 | -3 | 2 | 0 | 0 | 0 | 0 | 0 | 0 | 0 | 0 | 0 | 0 | 0 | 0 | 0 | 0.0 | 14 | 0.0 |
| 17 | John McCarthy | LW | 67 | 13 | 17 | 30 | 14 | 26 | 2 | 5 | 1 | 1 | 1 | 2 | 1 | 0 | 1 | 0 | 0 | 0 | 0 | 0.0 | 132 | 9.8 |
| 84 | * Maxim Letunov | C | 57 | 12 | 16 | 28 | 0 | 20 | 1 | 1 | 0 | 0 | 4 | 1 | 2 | 0 | 0 | 0 | 0 | 3 | 0 | 0.0 | 93 | 12.9 |
| 71 | Jon Martin | RW | 57 | 11 | 17 | 28 | 12 | 85 | 1 | 0 | 0 | 0 | 1 | 0 | 2 | 0 | 0 | 1 | 0 | 0 | 0 | 0.0 | 112 | 9.8 |
| 78 | Evan Weinger | RW | 60 | 11 | 11 | 22 | 0 | 16 | 0 | 0 | 1 | 0 | 2 | 2 | 1 | 0 | 0 | 2 | 0 | 0 | 0 | 0.0 | 119 | 9.2 |
| 63 | * Jeffrey Truchon-Viel | LW | 68 | 11 | 11 | 22 | -9 | 94 | 1 | 0 | 0 | 0 | 1 | 3 | 2 | 0 | 0 | 1 | 0 | 0 | 0 | 0.0 | 116 | 9.5 |
| 81 | * Jeremy Roy | D | 58 | 6 | 15 | 21 | 5 | 18 | 1 | 6 | 0 | 0 | 1 | 0 | 0 | 0 | 0 | 0 | 0 | 0 | 0 | 0.0 | 86 | 7.0 |
| 76 | Cavan Fitzgerald | D | 66 | 7 | 13 | 20 | 4 | 42 | 3 | 5 | 0 | 0 | 1 | 0 | 1 | 0 | 1 | 0 | 0 | 0 | 0 | 0.0 | 87 | 8.0 |
| 37 | T.J. Hensick | RW | 23 | 6 | 14 | 20 | 2 | 0 | 2 | 3 | 0 | 0 | 0 | 1 | 0 | 0 | 1 | 0 | 0 | 1 | 0 | 0.0 | 58 | 10.3 |
| 40 | * Antti Suomela | C | 47 | 6 | 14 | 20 | -4 | 14 | 0 | 3 | 0 | 0 | 0 | 2 | 0 | 0 | 0 | 0 | 1 | 1 | 0 | 100.0 | 89 | 6.7 |
| 67 | Jacob Middleton | D | 57 | 5 | 14 | 19 | 16 | 67 | 0 | 2 | 0 | 0 | 0 | 1 | 0 | 0 | 0 | 0 | 0 | 0 | 0 | 0.0 | 94 | 5.3 |
| 60 | Rourke Chartier | C | 26 | 6 | 12 | 18 | 3 | 4 | 5 | 4 | 0 | 0 | 0 | 0 | 1 | 0 | 0 | 1 | 0 | 2 | 0 | 0.0 | 84 | 7.1 |
| 59 | Manuel Wiederer | RW | 39 | 9 | 7 | 16 | 7 | 16 | 0 | 0 | 1 | 0 | 1 | 0 | 4 | 0 | 1 | 0 | 0 | 1 | 0 | 0.0 | 67 | 13.4 |
| 41 | * Vincent Praplan | RW | 27 | 4 | 12 | 16 | 7 | 14 | 1 | 4 | 0 | 0 | 1 | 1 | 0 | 0 | 0 | 0 | 1 | 2 | 0 | 50.0 | 38 | 10.5 |
| 80 | * Keaton Middleton | D | 61 | 6 | 7 | 13 | 12 | 64 | 0 | 0 | 0 | 0 | 1 | 0 | 1 | 0 | 2 | 1 | 0 | 0 | 0 | 0.0 | 57 | 10.5 |
| 83 | * Matt Fonteyne | C | 41 | 5 | 7 | 12 | -1 | 2 | 0 | 0 | 0 | 0 | 2 | 2 | 0 | 0 | 0 | 0 | 0 | 1 | 0 | 0.0 | 38 | 13.2 |
| 52 | Lukas Radil | LW | 15 | 4 | 7 | 11 | 5 | 14 | 0 | 1 | 0 | 0 | 1 | 2 | 0 | 1 | 0 | 0 | 0 | 0 | 0 | 0.0 | 28 | 14.3 |
| 79 | * Thomas Gregoire | D | 26 | 2 | 7 | 9 | 10 | 8 | 0 | 1 | 0 | 0 | 0 | 0 | 0 | 0 | 0 | 0 | 0 | 0 | 0 | 0.0 | 57 | 3.5 |
| 43 | Filip Sandberg | RW | 8 | 1 | 4 | 5 | 0 | 2 | 0 | 0 | 0 | 0 | 0 | 0 | 1 | 0 | 0 | 0 | 0 | 0 | 0 | 0.0 | 13 | 7.7 |
| 82 | * Ivan Chekhovich | LW | 5 | 1 | 3 | 4 | -1 | 4 | 1 | 0 | 0 | 0 | 0 | 1 | 0 | 0 | 0 | 0 | 0 | 0 | 0 | 0.0 | 6 | 16.7 |
| 87 | * Zach Frye | D | 7 | 1 | 1 | 2 | 0 | 0 | 0 | 0 | 0 | 0 | 0 | 0 | 0 | 0 | 0 | 0 | 0 | 0 | 0 | 0.0 | 5 | 20.0 |
| 50 | * Marcus Vela | RW | 6 | 0 | 2 | 2 | -2 | 2 | 0 | 0 | 0 | 0 | 0 | 0 | 0 | 0 | 0 | 0 | 0 | 0 | 0 | 0.0 | 2 | 0.0 |
| 34 | Antoine Bibeau | G | 35 | 0 | 2 | 2 | 0 | 0 | 0 | 0 | 0 | 0 | 0 | 0 | 0 | 0 | 0 | 0 | 0 | 0 | 0 | 0.0 | 0 | 0.0 |
| 42 | * Vladislav Kotkov | RW | 1 | 1 | 0 | 1 | 0 | 0 | 0 | 0 | 0 | 0 | 0 | 0 | 0 | 0 | 0 | 0 | 0 | 0 | 0 | 0.0 | 2 | 50.0 |
| 45 | Tim Clifton | C | 7 | 0 | 1 | 1 | -1 | 0 | 0 | 0 | 0 | 0 | 0 | 0 | 0 | 0 | 0 | 0 | 0 | 0 | 0 | 0.0 | 5 | 0.0 |
| 75 | * Michael Brodzinski | D | 1 | 0 | 0 | 0 | 0 | 0 | 0 | 0 | 0 | 0 | 0 | 0 | 0 | 0 | 0 | 0 | 0 | 0 | 0 | 0.0 | 0 | 0.0 |
| 74 | * Ivan Kosorenkov | RW | 1 | 0 | 0 | 0 | 0 | 0 | 0 | 0 | 0 | 0 | 0 | 0 | 0 | 0 | 0 | 0 | 0 | 0 | 0 | 0.0 | 1 | 0.0 |
| 35 | * Andrew Shortridge | G | 1 | 0 | 0 | 0 | 0 | 0 | 0 | 0 | 0 | 0 | 0 | 0 | 0 | 0 | 0 | 0 | 0 | 0 | 0 | 0.0 | 0 | 0.0 |
| 6 | * Ryan Merkley | D | 2 | 0 | 0 | 0 | -1 | 0 | 0 | 0 | 0 | 0 | 0 | 0 | 0 | 0 | 0 | 0 | 0 | 0 | 0 | 0.0 | 3 | 0.0 |
| 91 | * Nolan De Jong (total) | D | 3 | 0 | 0 | 0 | 0 | 0 | 0 | 0 | 0 | 0 | 0 | 0 | 0 | 0 | 0 | 0 | 0 | 0 | 0 | 0.0 | 3 | 0.0 |
| | COL | D | 1 | 0 | 0 | 0 | 0 | 0 | 0 | 0 | 0 | 0 | 0 | 0 | 0 | 0 | 0 | 0 | 0 | 0 | 0 | 0.0 | 1 | 0.0 |
| | STK | D | 1 | 0 | 0 | 0 | 0 | 0 | 0 | 0 | 0 | 0 | 0 | 0 | 0 | 0 | 0 | 0 | 0 | 0 | 0 | 0.0 | 0 | 0.0 |
| | SJ | D | 1 | 0 | 0 | 0 | 0 | 0 | 0 | 0 | 0 | 0 | 0 | 0 | 0 | 0 | 0 | 0 | 0 | 0 | 0 | 0.0 | 2 | 0.0 |
| 85 | * Colby McAuley | RW | 4 | 0 | 0 | 0 | 0 | 2 | 0 | 0 | 0 | 0 | 0 | 0 | 0 | 0 | 0 | 0 | 0 | 0 | 0 | 0.0 | 2 | 0.0 |
| 32 | * Josef Korenar | G | 34 | 0 | 0 | 0 | 0 | 4 | 0 | 0 | 0 | 0 | 0 | 0 | 0 | 0 | 0 | 0 | 0 | 0 | 0 | 0.0 | 0 | 0.0 |
| | BENCH | | 68 | 4 | | | | 8 | | | | | | | | | | | | | | 0.0 | 4 | |
| | TOTALS | | 68 | 227 | 386 | 609 | 134 | 714 | 43 | 83 | 5 | 2 | 35 | 39 | 26 | 2 | 13 | 10 | 8 | 26 | 4 | 30.8 | 2190 | 10.2 |

----- SHOOTOUTS -----

| # | GOALIE | GP | MIN | W | L | OT | SO | EN | GA | GAA | SOGP | SOW | SOL | GA | ATT | SV% | SA | SVS | SV% |
|----|---------------------|----|---------|----|----|----|----|----|-----|------|------|-----|-----|----|-----|------|------|------|------|
| 32 | * Josef Korenar | 34 | 1986:54 | 23 | 8 | 2 | 4 | 3 | 84 | 2.54 | 2 | 1 | 1 | 2 | 5 | .600 | 945 | 861 | .911 |
| 34 | Antoine Bibeau | 35 | 2055:09 | 16 | 13 | 5 | 1 | 4 | 99 | 2.89 | 6 | 3 | 3 | 7 | 22 | .682 | 1036 | 937 | .904 |
| 35 | * Andrew Shortridge | 1 | 58:30 | 0 | 1 | 0 | 0 | 0 | 3 | 3.08 | 0 | 0 | 0 | 0 | 0 | --- | 36 | 33 | .917 |
| | Empty Net | | 30:19 | | | | | | 7 | | | | | | | | 7 | | |
| | Totals | 68 | 4130:52 | 39 | 22 | 7 | 5 | 7 | 193 | 2.80 | 8 | 4 | 4 | 9 | 27 | .667 | 2024 | 1831 | .905 |



2018-19 Team & Individual Statistics

Springfield Thunderbirds

| # | PLAYER | POS | GP | G | A | PTS | +/- | PIM | PP | PPA | SH | SHA | GW | FG | IG | OT | UA | EN | SOG | SOA | SOGW | SO% | SHOTS | SH% |
|----|----------------------------|-----|----|-----|-----|-----|-----|------|----|-----|----|-----|----|----|----|----|----|----|-----|-----|------|-------|-------|------|
| 25 | Anthony Greco | RW | 75 | 30 | 29 | 59 | -9 | 25 | 8 | 11 | 4 | 0 | 4 | 4 | 4 | 1 | 2 | 2 | 0 | 1 | 0 | 0.0 | 267 | 11.2 |
| 15 | Paul Thompson | RW | 72 | 26 | 27 | 53 | -17 | 111 | 9 | 11 | 0 | 0 | 2 | 3 | 5 | 0 | 0 | 3 | 0 | 2 | 0 | 0.0 | 181 | 14.4 |
| 9 | Harry Zolnierczyk | LW | 72 | 15 | 36 | 51 | -19 | 38 | 6 | 17 | 1 | 0 | 1 | 3 | 2 | 0 | 0 | 0 | 0 | 0 | 0 | 0.0 | 146 | 10.3 |
| 29 | Dryden Hunt | LW | 51 | 23 | 21 | 44 | 1 | 45 | 8 | 8 | 1 | 1 | 4 | 1 | 2 | 1 | 0 | 0 | 0 | 1 | 0 | 0.0 | 145 | 15.9 |
| 39 | Jean-Sebastien Dea (total) | C | 46 | 17 | 27 | 44 | -12 | 58 | 8 | 12 | 0 | 0 | 2 | 3 | 2 | 0 | 0 | 2 | 0 | 1 | 0 | 0.0 | 118 | 14.4 |
| | WBS | C | 26 | 6 | 16 | 22 | -6 | 40 | 3 | 8 | 0 | 0 | 1 | 1 | 0 | 0 | 0 | 0 | 0 | 1 | 0 | 0.0 | 71 | 8.5 |
| | SPR | C | 20 | 11 | 11 | 22 | -6 | 18 | 5 | 4 | 0 | 0 | 1 | 2 | 2 | 0 | 0 | 2 | 0 | 0 | 0 | 0.0 | 47 | 23.4 |
| 47 | Jacob MacDonald | D | 72 | 14 | 29 | 43 | -2 | 27 | 7 | 18 | 0 | 1 | 3 | 0 | 2 | 1 | 0 | 0 | 0 | 0 | 0 | 0.0 | 150 | 9.3 |
| 8 | Jayce Hawryluk | RW | 31 | 8 | 24 | 32 | 9 | 64 | 5 | 12 | 0 | 0 | 1 | 2 | 2 | 0 | 0 | 0 | 0 | 0 | 0 | 0.0 | 62 | 12.9 |
| 57 | Matt Mangene | D | 62 | 8 | 24 | 32 | -9 | 34 | 5 | 13 | 0 | 0 | 0 | 2 | 0 | 0 | 1 | 0 | 0 | 0 | 0 | 0.0 | 104 | 7.7 |
| 14 | Joel Lowry | LW | 55 | 10 | 20 | 30 | -3 | 72 | 6 | 6 | 0 | 1 | 0 | 3 | 1 | 0 | 1 | 1 | 0 | 1 | 0 | 0.0 | 64 | 15.6 |
| 17 | Ludwig Bystrom | D | 71 | 4 | 26 | 30 | 6 | 14 | 2 | 12 | 0 | 0 | 2 | 0 | 0 | 0 | 0 | 0 | 0 | 4 | 0 | 0.0 | 84 | 4.8 |
| 7 | Blaine Byron | F | 44 | 13 | 12 | 25 | 2 | 8 | 3 | 7 | 0 | 0 | 0 | 2 | 1 | 0 | 1 | 1 | 0 | 2 | 0 | 0.0 | 60 | 21.7 |
| 21 | Jonathan Ang | F | 75 | 5 | 20 | 25 | 3 | 42 | 0 | 1 | 1 | 0 | 2 | 1 | 0 | 0 | 0 | 0 | 0 | 1 | 0 | 0.0 | 74 | 6.8 |
| 27 | Thomas Schemitsch | D | 56 | 9 | 15 | 24 | 4 | 31 | 2 | 7 | 0 | 2 | 1 | 1 | 0 | 0 | 0 | 0 | 0 | 1 | 0 | 0.0 | 93 | 9.7 |
| 10 | * Vincent Praplan (total) | RW | 41 | 6 | 17 | 23 | 10 | 18 | 1 | 5 | 0 | 0 | 1 | 2 | 1 | 0 | 0 | 0 | 1 | 2 | 0 | 50.0 | 56 | 10.7 |
| | SJ | RW | 27 | 4 | 12 | 16 | 7 | 14 | 1 | 4 | 0 | 0 | 1 | 1 | 0 | 0 | 0 | 0 | 1 | 2 | 0 | 0.5 | 38 | 10.5 |
| | SPR | RW | 14 | 2 | 5 | 7 | 3 | 4 | 0 | 1 | 0 | 0 | 0 | 1 | 1 | 0 | 0 | 0 | 0 | 0 | 0 | 0.0 | 18 | 11.1 |
| 5 | * Henrik Borgstrom | F | 24 | 5 | 17 | 22 | 4 | 8 | 1 | 11 | 0 | 0 | 0 | 0 | 1 | 0 | 1 | 1 | 2 | 2 | 0 | 100.0 | 48 | 10.4 |
| 92 | * Sebastian Repo | F | 64 | 12 | 8 | 20 | -5 | 45 | 6 | 3 | 0 | 0 | 2 | 3 | 1 | 0 | 1 | 0 | 0 | 0 | 0 | 0.0 | 86 | 14.0 |
| 41 | Juho Lammi | C | 36 | 6 | 12 | 18 | -10 | 22 | 1 | 3 | 2 | 1 | 1 | 2 | 0 | 0 | 1 | 0 | 0 | 0 | 0 | 0.0 | 74 | 8.1 |
| 19 | Jake Horton | C | 62 | 8 | 9 | 17 | 10 | 37 | 0 | 1 | 0 | 1 | 0 | 2 | 1 | 0 | 2 | 0 | 0 | 0 | 0 | 0.0 | 54 | 14.8 |
| 61 | * Riley Stillman | D | 59 | 4 | 13 | 17 | 8 | 52 | 0 | 2 | 0 | 1 | 1 | 0 | 1 | 0 | 0 | 1 | 0 | 0 | 0 | 0.0 | 65 | 6.2 |
| 26 | Bobby Farnham | LW | 67 | 4 | 13 | 17 | -9 | 112 | 0 | 2 | 0 | 1 | 1 | 0 | 0 | 0 | 1 | 0 | 0 | 0 | 0 | 0.0 | 89 | 4.5 |
| 22 | * Matt Marcinev | RW | 33 | 4 | 9 | 13 | 1 | 13 | 2 | 4 | 0 | 0 | 1 | 0 | 0 | 0 | 0 | 0 | 0 | 0 | 0 | 0.0 | 44 | 9.1 |
| 6 | Chris Wideman | D | 16 | 3 | 10 | 13 | -2 | 12 | 1 | 7 | 0 | 0 | 1 | 0 | 0 | 0 | 1 | 0 | 0 | 1 | 0 | 0.0 | 39 | 7.7 |
| 44 | Julian Melchiori | D | 54 | 6 | 6 | 12 | 0 | 49 | 3 | 1 | 0 | 0 | 1 | 1 | 0 | 0 | 0 | 0 | 0 | 0 | 0 | 0.0 | 74 | 8.1 |
| 24 | Ryan Horvat (total) | LW | 47 | 1 | 10 | 11 | 2 | 78 | 0 | 0 | 1 | 0 | 1 | 0 | 0 | 0 | 0 | 0 | 0 | 0 | 0 | 0.0 | 60 | 1.7 |
| | WBS | LW | 6 | 0 | 1 | 1 | -1 | 9 | 0 | 0 | 0 | 0 | 0 | 0 | 0 | 0 | 0 | 0 | 0 | 0 | 0 | 0.0 | 3 | 0.0 |
| | SPR | LW | 41 | 1 | 9 | 10 | 3 | 69 | 0 | 0 | 0 | 1 | 0 | 1 | 0 | 0 | 0 | 0 | 0 | 0 | 0 | 0.0 | 57 | 1.8 |
| 13 | Tomas Jurco | LW | 14 | 4 | 6 | 10 | -10 | 8 | 2 | 3 | 0 | 0 | 0 | 1 | 0 | 0 | 0 | 1 | 0 | 1 | 0 | 0.0 | 31 | 12.9 |
| 12 | Ian McCoshen | D | 38 | 0 | 9 | 9 | -2 | 49 | 0 | 1 | 0 | 0 | 0 | 0 | 0 | 0 | 0 | 0 | 0 | 0 | 0 | 0.0 | 37 | 0.0 |
| 63 | * Cliff Pu (total) | RW | 53 | 2 | 6 | 8 | 3 | 10 | 0 | 0 | 0 | 0 | 0 | 0 | 0 | 0 | 0 | 0 | 0 | 0 | 0 | 0.0 | 45 | 4.4 |
| | CHA | RW | 44 | 1 | 5 | 6 | 4 | 10 | 0 | 0 | 0 | 0 | 0 | 0 | 0 | 0 | 0 | 0 | 0 | 0 | 0 | 0.0 | 37 | 2.7 |
| | SPR | RW | 9 | 1 | 1 | 2 | -1 | 0 | 0 | 0 | 0 | 0 | 0 | 0 | 0 | 0 | 0 | 0 | 0 | 0 | 0 | 0.0 | 8 | 12.5 |
| 51 | Adam Rockwood | C | 7 | 1 | 6 | 7 | 3 | 2 | 0 | 3 | 0 | 0 | 1 | 0 | 0 | 0 | 0 | 0 | 0 | 0 | 0 | 0.0 | 6 | 16.7 |
| 22 | Sergei Shumakov (total) | RW | 13 | 4 | 1 | 5 | 3 | 4 | 1 | 0 | 0 | 0 | 0 | 0 | 0 | 0 | 2 | 0 | 0 | 0 | 0 | 0.0 | 12 | 33.3 |
| | HER | RW | 10 | 3 | 1 | 4 | 3 | 2 | 0 | 0 | 0 | 0 | 0 | 0 | 0 | 0 | 2 | 0 | 0 | 0 | 0 | 0.0 | 9 | 33.3 |
| | SPR | RW | 3 | 1 | 0 | 1 | 0 | 2 | 1 | 0 | 0 | 0 | 0 | 0 | 0 | 0 | 0 | 0 | 0 | 0 | 0 | 0.0 | 3 | 33.3 |
| 91 | Patrick Bajkov | F | 18 | 3 | 2 | 5 | 2 | 6 | 1 | 2 | 0 | 0 | 2 | 1 | 0 | 0 | 0 | 0 | 0 | 1 | 0 | 0.0 | 8 | 37.5 |
| 6 | * Alex Breton (total) | D | 11 | 3 | 1 | 4 | 3 | 4 | 2 | 1 | 0 | 0 | 0 | 0 | 0 | 0 | 0 | 0 | 0 | 0 | 0 | 0.0 | 14 | 21.4 |
| | BEL | D | 1 | 0 | 0 | 0 | -2 | 0 | 0 | 0 | 0 | 0 | 0 | 0 | 0 | 0 | 0 | 0 | 0 | 0 | 0 | 0.0 | 0 | 0.0 |
| | SPR | D | 10 | 3 | 1 | 4 | 5 | 4 | 2 | 1 | 0 | 0 | 0 | 0 | 0 | 0 | 0 | 0 | 0 | 0 | 0 | 0.0 | 14 | 21.4 |
| 88 | Jamie McGinn | LW | 4 | 2 | 2 | 4 | -3 | 9 | 1 | 0 | 0 | 0 | 0 | 0 | 0 | 0 | 0 | 0 | 0 | 0 | 0 | 0.0 | 8 | 25.0 |
| 3 | Josh Brown | D | 22 | 3 | 0 | 3 | 1 | 34 | 1 | 0 | 0 | 0 | 0 | 0 | 0 | 0 | 0 | 0 | 0 | 0 | 0 | 0.0 | 20 | 15.0 |
| 18 | Micheal Haley | LW | 2 | 1 | 1 | 2 | 0 | 7 | 0 | 0 | 0 | 0 | 1 | 0 | 0 | 0 | 0 | 0 | 0 | 0 | 0 | 0.0 | 3 | 33.3 |
| 5 | * Dylan MacPherson | D | 2 | 0 | 1 | 1 | 2 | 0 | 0 | 0 | 0 | 0 | 0 | 0 | 0 | 0 | 0 | 0 | 0 | 0 | 0 | 0.0 | 1 | 0.0 |
| 11 | Liam Pecararo | LW | 2 | 0 | 1 | 1 | -1 | 0 | 0 | 0 | 0 | 0 | 0 | 0 | 0 | 0 | 0 | 0 | 0 | 0 | 0 | 0.0 | 1 | 0.0 |
| 33 | Samuel Montembeault | G | 39 | 0 | 1 | 1 | 0 | 0 | 0 | 0 | 0 | 0 | 0 | 0 | 0 | 0 | 0 | 0 | 0 | 0 | 0 | 0.0 | 0 | 0.0 |
| 4 | Mike Downing | D | 1 | 0 | 0 | 0 | -1 | 0 | 0 | 0 | 0 | 0 | 0 | 0 | 0 | 0 | 0 | 0 | 0 | 0 | 0 | 0.0 | 0 | 0.0 |
| 24 | Adam Gilmour | C | 1 | 0 | 0 | 0 | 2 | 0 | 0 | 0 | 0 | 0 | 0 | 0 | 0 | 0 | 0 | 0 | 0 | 0 | 0 | 0.0 | 0 | 0.0 |
| 11 | * Brendan Robbins | RW | 1 | 0 | 0 | 0 | 0 | 0 | 0 | 0 | 0 | 0 | 0 | 0 | 0 | 0 | 0 | 0 | 0 | 0 | 0 | 0.0 | 0 | 0.0 |
| 22 | Braylon Shmyr | F | 1 | 0 | 0 | 0 | -1 | 0 | 0 | 0 | 0 | 0 | 0 | 0 | 0 | 0 | 0 | 0 | 0 | 0 | 0 | 0.0 | 1 | 0.0 |
| 35 | * Alex Sakellariopoulos | G | 2 | 0 | 0 | 0 | 0 | 0 | 0 | 0 | 0 | 0 | 0 | 0 | 0 | 0 | 0 | 0 | 0 | 0 | 0 | 0.0 | 0 | 0.0 |
| 37 | Tony Turgeon | LW | 7 | 0 | 0 | 0 | 0 | 25 | 0 | 0 | 0 | 0 | 0 | 0 | 0 | 0 | 0 | 0 | 0 | 0 | 0 | 0.0 | 1 | 0.0 |
| 39 | Michael Hutchinson | G | 8 | 0 | 0 | 0 | 0 | 0 | 0 | 0 | 0 | 0 | 0 | 0 | 0 | 0 | 0 | 0 | 0 | 0 | 0 | 0.0 | 0 | 0.0 |
| 60 | Chris Driedger | G | 32 | 0 | 0 | 0 | 0 | 0 | 0 | 0 | 0 | 0 | 0 | 0 | 0 | 0 | 0 | 0 | 0 | 0 | 0 | 0.0 | 0 | 0.0 |
| | BENCH | | 76 | 0 | | | | 30 | | | | | | | | | | | | | | 0.0 | 0 | |
| | TOTALS | | 76 | 250 | 436 | 686 | -41 | 1128 | 88 | 172 | 9 | 10 | 33 | 36 | 26 | 3 | 12 | 12 | 2 | 18 | 0 | 11.1 | 2267 | 11.0 |

----- SHOOTOUTS -----

| # | GOALIE | GP | MIN | W | L | OT | SO | EN | GA | GAA | SOGP | SOW | SOL | GA | ATT | SV% | SA | SVS | SV% |
|----|-----------------------|----|---------|----|----|----|----|----|-----|------|------|-----|-----|----|-----|------|------|------|------|
| 60 | Chris Driedger | 32 | 1835:03 | 18 | 10 | 2 | 1 | 7 | 75 | 2.45 | 1 | 0 | 1 | 2 | 4 | .500 | 986 | 911 | .924 |
| 35 | Alex Sakellariopoulos | 2 | 124:20 | 0 | 0 | 2 | 0 | 0 | 6 | 2.90 | 0 | 0 | 0 | 0 | 0 | --- | 60 | 54 | .900 |
| 33 | Samuel Montembeault | 39 | 2187:57 | 13 | 16 | 8 | 1 | 5 | 118 | 3.24 | 3 | 0 | 3 | 5 | 11 | .545 | 1173 | 1055 | .899 |
| 39 | Michael Hutchinson | 8 | 433:01 | 2 | 3 | 2 | 0 | 1 | 24 | 3.33 | 1 | 0 | 1 | 1 | 2 | .500 | 255 | 231 | .906 |
| | Empty Net | | 37:14 | | | | | | 13 | | | | | | | | 13 | | |
| | Totals | 76 | 4617:35 | 33 | 29 | 14 | 2 | 13 | 236 | 3.07 | 5 | 0 | 5 | 8 | 17 | .529 | 2487 | 2251 | .905 |



2018-19 Team & Individual Statistics

Stockton Heat

| # | PLAYER | POS | GP | G | A | PTS | +/- | PIM | PP | PPA | SH | SHA | GW | FG | IG | OT | UA | EN | SOG | SOA | SOGW | SO% | SHOTS | SH% |
|----|---------------------------|-----|----|-----|-----|-----|-----|-----|----|-----|----|-----|----|----|----|----|----|----|-----|-----|------|-------|-------|------|
| 22 | Alan Quine | C | 41 | 19 | 33 | 52 | 2 | 18 | 6 | 6 | 0 | 0 | 2 | 4 | 0 | 0 | 2 | 0 | 1 | 1 | 0 | 100.0 | 100 | 19.0 |
| 44 | Tyler Graovac | C | 65 | 24 | 26 | 50 | -8 | 37 | 4 | 8 | 4 | 0 | 3 | 3 | 2 | 1 | 3 | 2 | 3 | 4 | 1 | 75.0 | 120 | 20.0 |
| 12 | Kerby Rychel | LW | 57 | 23 | 20 | 43 | -8 | 29 | 8 | 4 | 0 | 0 | 4 | 4 | 0 | 1 | 1 | 0 | 0 | 2 | 0 | 0.0 | 134 | 17.2 |
| 10 | Buddy Robinson | RW | 65 | 14 | 28 | 42 | 10 | 51 | 5 | 6 | 1 | 3 | 2 | 2 | 2 | 0 | 1 | 1 | 0 | 1 | 0 | 0.0 | 153 | 9.2 |
| 20 | Curtis Lazar | C | 57 | 20 | 21 | 41 | -9 | 47 | 8 | 12 | 3 | 0 | 5 | 3 | 1 | 2 | 3 | 0 | 0 | 1 | 0 | 0.0 | 125 | 16.0 |
| 19 | * Dillon Dube | C | 37 | 15 | 24 | 39 | 7 | 24 | 2 | 8 | 2 | 1 | 3 | 2 | 2 | 0 | 1 | 0 | 0 | 2 | 0 | 0.0 | 116 | 12.9 |
| 15 | Spencer Foo | RW | 67 | 17 | 21 | 38 | -19 | 36 | 7 | 3 | 0 | 0 | 2 | 1 | 1 | 0 | 2 | 2 | 1 | 2 | 0 | 50.0 | 168 | 10.1 |
| 11 | * Matthew Phillips | RW | 65 | 13 | 25 | 38 | -4 | 2 | 1 | 7 | 0 | 0 | 3 | 1 | 0 | 0 | 2 | 0 | 0 | 2 | 0 | 0.0 | 97 | 13.4 |
| 21 | * Glenn Gawdin | C | 64 | 11 | 27 | 38 | 0 | 59 | 6 | 12 | 1 | 2 | 1 | 0 | 1 | 0 | 1 | 0 | 0 | 1 | 0 | 0.0 | 119 | 9.2 |
| 41 | Ryan Lomberg | LW | 58 | 12 | 17 | 29 | -1 | 72 | 1 | 3 | 4 | 2 | 1 | 2 | 1 | 0 | 2 | 1 | 0 | 1 | 0 | 0.0 | 129 | 9.3 |
| 42 | Rob Hamilton | D | 54 | 7 | 22 | 29 | 4 | 27 | 1 | 8 | 0 | 0 | 1 | 0 | 0 | 1 | 0 | 0 | 0 | 0 | 0 | 0.0 | 75 | 9.3 |
| 45 | Rinat Valiev | D | 57 | 4 | 17 | 21 | 10 | 51 | 0 | 3 | 1 | 3 | 0 | 0 | 2 | 0 | 0 | 2 | 0 | 0 | 0 | 0.0 | 58 | 6.9 |
| 34 | Adam Ollas Mattsson | D | 65 | 6 | 12 | 18 | 22 | 28 | 0 | 0 | 0 | 1 | 0 | 0 | 1 | 0 | 0 | 0 | 0 | 1 | 0 | 0.0 | 69 | 8.7 |
| 26 | Andrew Mangiapane | LW | 15 | 9 | 8 | 17 | -5 | 20 | 2 | 4 | 0 | 0 | 1 | 1 | 0 | 0 | 0 | 0 | 1 | 0 | 0 | 0.0 | 39 | 23.1 |
| 4 | Oliver Kyllington | D | 18 | 7 | 7 | 14 | 0 | 8 | 1 | 3 | 0 | 0 | 0 | 1 | 2 | 0 | 2 | 1 | 0 | 1 | 0 | 0.0 | 35 | 20.0 |
| 5 | * Juuso Valimaki | D | 20 | 4 | 10 | 14 | 9 | 18 | 0 | 4 | 0 | 1 | 1 | 0 | 0 | 0 | 0 | 0 | 0 | 0 | 0 | 0.0 | 37 | 10.8 |
| 23 | Brett Pollock | LW | 53 | 3 | 9 | 12 | -9 | 20 | 0 | 1 | 0 | 0 | 0 | 0 | 0 | 0 | 0 | 0 | 0 | 1 | 0 | 0.0 | 77 | 3.9 |
| 3 | Josh Healey | D | 55 | 1 | 10 | 11 | 4 | 64 | 0 | 0 | 1 | 0 | 1 | 0 | 0 | 0 | 0 | 0 | 0 | 0 | 0 | 0.0 | 31 | 3.2 |
| 43 | Scott Sabourin | RW | 43 | 4 | 4 | 8 | -15 | 72 | 0 | 0 | 0 | 0 | 0 | 2 | 0 | 0 | 0 | 0 | 0 | 1 | 0 | 0.0 | 56 | 7.1 |
| 18 | Morgan Klimchuk | LW | 17 | 3 | 5 | 8 | -2 | 8 | 0 | 1 | 0 | 0 | 0 | 0 | 1 | 0 | 0 | 0 | 0 | 0 | 0 | 0.0 | 36 | 8.3 |
| 16 | Anthony Peluso | RW | 35 | 3 | 5 | 8 | -6 | 56 | 0 | 0 | 1 | 0 | 0 | 0 | 0 | 0 | 0 | 0 | 0 | 1 | 0 | 0.0 | 29 | 10.3 |
| 48 | * John McCarron | RW | 14 | 3 | 4 | 7 | 4 | 8 | 0 | 0 | 0 | 0 | 0 | 1 | 0 | 0 | 0 | 0 | 0 | 0 | 0 | 0.0 | 23 | 13.0 |
| 17 | Matt Taormina | D | 31 | 0 | 7 | 7 | -12 | 14 | 0 | 3 | 0 | 0 | 0 | 0 | 0 | 0 | 0 | 0 | 1 | 1 | 1 | 100.0 | 49 | 0.0 |
| 28 | Andrew Nielsen (total) | D | 37 | 0 | 7 | 7 | -7 | 68 | 0 | 2 | 0 | 0 | 0 | 0 | 0 | 0 | 0 | 0 | 0 | 0 | 0 | 0.0 | 37 | 0.0 |
| | TOR | D | 8 | 0 | 3 | 3 | 0 | 12 | 0 | 1 | 0 | 0 | 0 | 0 | 0 | 0 | 0 | 0 | 0 | 0 | 0 | 0.0 | 11 | 0.0 |
| | STK | D | 29 | 0 | 4 | 4 | -7 | 56 | 0 | 1 | 0 | 0 | 0 | 0 | 0 | 0 | 0 | 0 | 0 | 0 | 0 | 0.0 | 26 | 0.0 |
| 7 | Mike McMurtry | C | 26 | 2 | 4 | 6 | -10 | 2 | 0 | 0 | 0 | 0 | 0 | 1 | 0 | 0 | 0 | 0 | 0 | 0 | 0 | 0.0 | 14 | 14.3 |
| 13 | * Mason Morelli | LW | 9 | 3 | 1 | 4 | 7 | 6 | 0 | 0 | 0 | 0 | 0 | 1 | 0 | 0 | 0 | 0 | 0 | 0 | 0 | 0.0 | 16 | 18.8 |
| 47 | Kevin Tansey | D | 11 | 2 | 2 | 4 | 0 | 2 | 0 | 0 | 0 | 0 | 0 | 0 | 0 | 0 | 0 | 0 | 0 | 0 | 0 | 0.0 | 15 | 13.3 |
| 2 | Michael Paliotta | D | 32 | 0 | 4 | 4 | -9 | 26 | 0 | 0 | 0 | 0 | 0 | 0 | 0 | 0 | 0 | 0 | 0 | 0 | 0 | 0.0 | 43 | 0.0 |
| 6 | Dalton Prout | D | 4 | 1 | 2 | 3 | -2 | 8 | 0 | 0 | 0 | 0 | 0 | 0 | 0 | 0 | 0 | 0 | 0 | 0 | 0 | 0.0 | 8 | 12.5 |
| 37 | Michael Stone | D | 3 | 0 | 2 | 2 | 7 | 2 | 0 | 0 | 0 | 0 | 0 | 0 | 0 | 0 | 0 | 0 | 0 | 0 | 0 | 0.0 | 9 | 0.0 |
| 8 | Marcus Hogstrom | D | 12 | 0 | 2 | 2 | -4 | 6 | 0 | 0 | 0 | 0 | 0 | 0 | 0 | 0 | 0 | 0 | 0 | 0 | 0 | 0.0 | 18 | 0.0 |
| 27 | * Nolan Yaremko | LW | 5 | 1 | 0 | 1 | -4 | 0 | 0 | 0 | 0 | 0 | 0 | 0 | 0 | 0 | 0 | 0 | 0 | 0 | 0 | 0.0 | 6 | 16.7 |
| 9 | * Corey Schueneman | D | 6 | 1 | 0 | 1 | -2 | 2 | 0 | 0 | 0 | 0 | 0 | 0 | 1 | 0 | 0 | 0 | 0 | 0 | 0 | 0.0 | 5 | 20.0 |
| 29 | Andrew O'Brien | D | 9 | 1 | 0 | 1 | -5 | 20 | 0 | 0 | 0 | 0 | 0 | 0 | 0 | 0 | 0 | 0 | 0 | 0 | 0 | 0.0 | 14 | 7.1 |
| 48 | * Zach Fischer | RW | 2 | 0 | 1 | 1 | -2 | 0 | 0 | 0 | 0 | 0 | 0 | 0 | 0 | 0 | 0 | 0 | 0 | 0 | 0 | 0.0 | 4 | 0.0 |
| 46 | * Cliff Watson | D | 4 | 0 | 1 | 1 | 1 | 6 | 0 | 0 | 0 | 0 | 0 | 0 | 0 | 0 | 0 | 0 | 0 | 0 | 0 | 0.0 | 6 | 0.0 |
| 27 | * Jared VanWormer (total) | RW | 8 | 0 | 1 | 1 | 1 | 4 | 0 | 0 | 0 | 0 | 0 | 0 | 0 | 0 | 0 | 0 | 0 | 0 | 0 | 0.0 | 5 | 0.0 |
| | MIL | RW | 4 | 0 | 1 | 1 | 2 | 0 | 0 | 0 | 0 | 0 | 0 | 0 | 0 | 0 | 0 | 0 | 0 | 0 | 0 | 0.0 | 2 | 0.0 |
| | COL | RW | 3 | 0 | 0 | 0 | -1 | 4 | 0 | 0 | 0 | 0 | 0 | 0 | 0 | 0 | 0 | 0 | 0 | 0 | 0 | 0.0 | 3 | 0.0 |
| | STK | RW | 1 | 0 | 0 | 0 | 0 | 0 | 0 | 0 | 0 | 0 | 0 | 0 | 0 | 0 | 0 | 0 | 0 | 0 | 0 | 0.0 | 0 | 0.0 |
| 30 | Nick Schneider | G | 11 | 0 | 1 | 1 | 0 | 0 | 0 | 0 | 0 | 0 | 0 | 0 | 0 | 0 | 0 | 0 | 0 | 0 | 0 | 0.0 | 0 | 0.0 |
| 1 | * Tyler Parsons | G | 20 | 0 | 1 | 1 | 0 | 4 | 0 | 1 | 0 | 0 | 0 | 0 | 0 | 0 | 0 | 0 | 0 | 0 | 0 | 0.0 | 0 | 0.0 |
| 32 | Jon Gillies | G | 45 | 0 | 1 | 1 | 0 | 0 | 0 | 0 | 0 | 1 | 0 | 0 | 0 | 0 | 0 | 0 | 0 | 0 | 0 | 0.0 | 0 | 0.0 |
| 13 | * Nolan De Jong | D | 1 | 0 | 0 | 0 | 0 | 0 | 0 | 0 | 0 | 0 | 0 | 0 | 0 | 0 | 0 | 0 | 0 | 0 | 0 | 0.0 | 0 | 0.0 |
| 27 | Kayle Doetzel | D | 1 | 0 | 0 | 0 | 0 | 12 | 0 | 0 | 0 | 0 | 0 | 0 | 0 | 0 | 0 | 0 | 0 | 0 | 0 | 0.0 | 0 | 0.0 |
| 36 | * Jordan Ernst | LW | 1 | 0 | 0 | 0 | 0 | 0 | 0 | 0 | 0 | 0 | 0 | 0 | 0 | 0 | 0 | 0 | 0 | 0 | 0 | 0.0 | 0 | 0.0 |
| 49 | Willie Raskob | D | 1 | 0 | 0 | 0 | -3 | 0 | 0 | 0 | 0 | 0 | 0 | 0 | 0 | 0 | 0 | 0 | 0 | 0 | 0 | 0.0 | 0 | 0.0 |
| 47 | * Sebastian Vidmar | LW | 1 | 0 | 0 | 0 | 0 | 0 | 0 | 0 | 0 | 0 | 0 | 0 | 0 | 0 | 0 | 0 | 0 | 0 | 0 | 0.0 | 1 | 0.0 |
| 28 | Brady Austin | D | 2 | 0 | 0 | 0 | -4 | 0 | 0 | 0 | 0 | 0 | 0 | 0 | 0 | 0 | 0 | 0 | 0 | 0 | 0 | 0.0 | 3 | 0.0 |
| 13 | * Etienne Boutet | D | 2 | 0 | 0 | 0 | -1 | 2 | 0 | 0 | 0 | 0 | 0 | 0 | 0 | 0 | 0 | 0 | 0 | 0 | 0 | 0.0 | 2 | 0.0 |
| 39 | Ryan Faragher | G | 2 | 0 | 0 | 0 | 0 | 0 | 0 | 0 | 0 | 0 | 0 | 0 | 0 | 0 | 0 | 0 | 0 | 0 | 0 | 0.0 | 0 | 0.0 |
| 37 | * Noah Philp | C | 2 | 0 | 0 | 0 | -2 | 2 | 0 | 0 | 0 | 0 | 0 | 0 | 0 | 0 | 0 | 0 | 0 | 0 | 0 | 0.0 | 0 | 0.0 |
| 25 | * Mike Szmatala | F | 2 | 0 | 0 | 0 | -1 | 0 | 0 | 0 | 0 | 0 | 0 | 0 | 0 | 0 | 0 | 0 | 0 | 0 | 0 | 0.0 | 1 | 0.0 |
| 42 | Yasin Ehliz | RW | 4 | 0 | 0 | 0 | -5 | 2 | 0 | 0 | 0 | 0 | 0 | 0 | 0 | 0 | 0 | 0 | 0 | 0 | 0 | 0.0 | 3 | 0.0 |
| | BENCH | | 68 | 2 | | | | 18 | | | | | | | | | | | | | | 0.0 | 2 | |
| | TOTALS | | 68 | 235 | 388 | 621 | -72 | 945 | 52 | 99 | 17 | 15 | 29 | 29 | 17 | 5 | 20 | 9 | 6 | 24 | 2 | 25.0 | 2071 | 11.3 |

----- SHOOTOUTS -----

| # | GOALIE | GP | MIN | W | L | OT | SO | EN | GA | GAA | SOGP | SOW | SOL | GA | ATT | SV% | SA | SVS | SV% |
|----|-----------------|----|---------|----|----|----|----|----|-----|------|------|-----|-----|----|-----|------|------|------|------|
| 30 | Nick Schneider | 11 | 465:28 | 6 | 3 | 0 | 0 | 0 | 19 | 2.45 | 0 | 0 | 0 | 0 | 0 | --- | 243 | 224 | .922 |
| 32 | Jon Gillies | 45 | 2478:43 | 16 | 18 | 5 | 0 | 11 | 145 | 3.51 | 2 | 1 | 1 | 3 | 16 | .813 | 1310 | 1165 | .889 |
| 1 | * Tyler Parsons | 20 | 1086:43 | 9 | 9 | 1 | 0 | 4 | 67 | 3.70 | 2 | 1 | 1 | 3 | 8 | .625 | 659 | 592 | .898 |
| 39 | Ryan Faragher | 2 | 59:02 | 0 | 1 | 0 | 0 | 0 | 4 | 4.07 | 0 | 0 | 0 | 0 | 0 | --- | 31 | 27 | .871 |
| | Empty Net | | 37:49 | | | | | | 15 | | | | | | | | 15 | | |
| | Totals | 68 | 4127:45 | 31 | 31 | 6 | 0 | 15 | 250 | 3.63 | 4 | 2 | 2 | 6 | 24 | .750 | 2258 | 2008 | .889 |



2018-19 Team & Individual Statistics

Syracuse Crunch

| # | PLAYER | POS | GP | G | A | PTS | +/- | PIM | PP | PPA | SH | SHA | GW | FG | IG | OT | UA | EN | SOG | SOA | SOGW | SO% | SHOTS | SH% |
|----|---------------------|-----|----|-----|-----|-----|-----|------|----|-----|----|-----|----|----|----|----|----|----|-----|-----|------|-------|-------|------|
| 21 | Carter Verhaeghe | C | 76 | 34 | 48 | 82 | 26 | 34 | 7 | 23 | 0 | 0 | 6 | 6 | 4 | 2 | 5 | 1 | 1 | 5 | 1 | 20.0 | 204 | 16.7 |
| 12 | * Alex Barre-Boulet | C | 74 | 34 | 34 | 68 | 16 | 18 | 17 | 10 | 0 | 0 | 6 | 5 | 6 | 2 | 1 | 1 | 0 | 3 | 0 | 0.0 | 223 | 15.2 |
| 89 | Cory Conacher | RW | 70 | 22 | 42 | 64 | 13 | 95 | 6 | 24 | 2 | 0 | 2 | 4 | 2 | 0 | 2 | 2 | 3 | 6 | 1 | 50.0 | 179 | 12.3 |
| 15 | Andy Andreoff | LW | 75 | 26 | 29 | 55 | 12 | 150 | 9 | 8 | 1 | 2 | 6 | 7 | 3 | 1 | 2 | 1 | 0 | 0 | 0 | 0.0 | 156 | 16.7 |
| 83 | Alexander Volkov | LW | 74 | 23 | 25 | 48 | 26 | 61 | 5 | 4 | 1 | 2 | 7 | 4 | 2 | 0 | 3 | 4 | 2 | 5 | 0 | 40.0 | 112 | 20.5 |
| 18 | * Taylor Raddysh | RW | 70 | 18 | 28 | 46 | 14 | 34 | 5 | 8 | 0 | 2 | 1 | 3 | 2 | 0 | 1 | 0 | 0 | 3 | 0 | 0.0 | 88 | 20.5 |
| 24 | Cameron Gaunce | D | 59 | 10 | 36 | 46 | 24 | 65 | 5 | 8 | 0 | 3 | 2 | 0 | 0 | 0 | 1 | 0 | 0 | 0 | 0 | 0.0 | 94 | 10.6 |
| 40 | Gabriel Dumont | C | 59 | 15 | 28 | 43 | 29 | 67 | 1 | 3 | 4 | 3 | 4 | 3 | 0 | 0 | 1 | 3 | 0 | 0 | 0 | 0.0 | 118 | 12.7 |
| 22 | * Ross Colton | C | 66 | 14 | 17 | 31 | 9 | 36 | 1 | 6 | 0 | 1 | 0 | 2 | 1 | 0 | 1 | 0 | 0 | 1 | 0 | 0.0 | 110 | 12.7 |
| 25 | * Cal Foote | D | 76 | 10 | 21 | 31 | 16 | 53 | 3 | 8 | 0 | 2 | 3 | 1 | 2 | 0 | 0 | 0 | 0 | 0 | 0 | 0.0 | 118 | 8.5 |
| 67 | Mitchell Stephens | C | 32 | 11 | 13 | 24 | 13 | 6 | 3 | 4 | 1 | 1 | 2 | 1 | 4 | 0 | 1 | 1 | 0 | 0 | 0 | 0.0 | 47 | 23.4 |
| 13 | * Boris Katchouk | LW | 75 | 11 | 12 | 23 | 7 | 58 | 0 | 3 | 3 | 1 | 2 | 1 | 0 | 0 | 1 | 2 | 0 | 0 | 0 | 0.0 | 78 | 14.1 |
| 11 | Dennis Yan | LW | 53 | 11 | 11 | 22 | 12 | 46 | 1 | 3 | 0 | 0 | 0 | 3 | 3 | 0 | 0 | 1 | 0 | 0 | 0 | 0.0 | 91 | 12.1 |
| 8 | Nolan Valleau | D | 68 | 3 | 17 | 20 | 20 | 33 | 0 | 3 | 0 | 1 | 1 | 2 | 0 | 0 | 0 | 0 | 0 | 2 | 0 | 0.0 | 80 | 3.8 |
| 26 | Ben Thomas | D | 67 | 2 | 14 | 16 | 18 | 24 | 0 | 1 | 1 | 1 | 0 | 0 | 1 | 0 | 1 | 0 | 0 | 0 | 0 | 0.0 | 68 | 2.9 |
| 4 | Jan Rutta (total) | D | 26 | 4 | 8 | 12 | 13 | 12 | 0 | 4 | 0 | 0 | 2 | 0 | 1 | 1 | 1 | 1 | 0 | 1 | 0 | 0.0 | 62 | 6.5 |
| | RFD | D | 8 | 1 | 3 | 4 | -2 | 2 | 0 | 1 | 0 | 0 | 1 | 0 | 0 | 1 | 0 | 0 | 0 | 0 | 0 | 0.0 | 16 | 6.3 |
| | SYR | D | 18 | 3 | 5 | 8 | 15 | 10 | 0 | 3 | 0 | 0 | 1 | 0 | 1 | 0 | 1 | 1 | 0 | 1 | 0 | 0.0 | 46 | 6.5 |
| 27 | Dominik Masin | D | 69 | 2 | 10 | 12 | 36 | 72 | 0 | 0 | 1 | 0 | 0 | 0 | 1 | 0 | 0 | 1 | 0 | 0 | 0 | 0.0 | 55 | 3.6 |
| 19 | Brady Brassart | C | 61 | 3 | 8 | 11 | 5 | 32 | 0 | 0 | 1 | 0 | 0 | 0 | 0 | 0 | 0 | 0 | 0 | 0 | 0 | 0.0 | 64 | 4.7 |
| 6 | Hubert Labrie | D | 69 | 0 | 10 | 10 | 21 | 73 | 0 | 0 | 0 | 0 | 0 | 0 | 0 | 0 | 0 | 0 | 0 | 0 | 0 | 0.0 | 46 | 0.0 |
| 44 | Erik Cernak | D | 9 | 2 | 5 | 7 | -1 | 14 | 2 | 4 | 0 | 0 | 0 | 0 | 0 | 0 | 0 | 0 | 0 | 0 | 0 | 0.0 | 30 | 6.7 |
| 20 | Troy Bourke | LW | 25 | 1 | 5 | 6 | -3 | 6 | 0 | 0 | 0 | 0 | 0 | 0 | 0 | 0 | 0 | 0 | 0 | 0 | 0 | 0.0 | 22 | 4.5 |
| 86 | Mitch Hults (total) | C | 11 | 1 | 4 | 5 | -2 | 4 | 0 | 1 | 0 | 0 | 1 | 0 | 0 | 0 | 0 | 0 | 0 | 0 | 0 | 0.0 | 17 | 5.9 |
| | SD | C | 2 | 0 | 1 | 1 | 0 | 0 | 0 | 0 | 0 | 0 | 0 | 0 | 0 | 0 | 0 | 0 | 0 | 0 | 0 | 0.0 | 5 | 0.0 |
| | SYR | C | 9 | 1 | 3 | 4 | -2 | 4 | 0 | 1 | 0 | 0 | 1 | 0 | 0 | 0 | 0 | 0 | 0 | 0 | 0 | 0.0 | 12 | 8.3 |
| 16 | * Otto Somppi | C | 27 | 2 | 2 | 4 | -1 | 10 | 0 | 0 | 0 | 0 | 0 | 0 | 0 | 0 | 1 | 0 | 1 | 3 | 1 | 33.3 | 12 | 16.7 |
| 17 | Jonne Tammela | C | 20 | 1 | 3 | 4 | 3 | 8 | 0 | 0 | 0 | 0 | 0 | 0 | 0 | 0 | 0 | 0 | 0 | 0 | 0 | 0.0 | 10 | 10.0 |
| 78 | Michael Bournival | LW | 5 | 1 | 2 | 3 | 0 | 2 | 0 | 0 | 1 | 1 | 0 | 0 | 0 | 0 | 1 | 1 | 0 | 0 | 0 | 0.0 | 6 | 16.7 |
| 93 | Olivier Archambault | LW | 7 | 0 | 3 | 3 | 2 | 2 | 0 | 0 | 0 | 0 | 0 | 0 | 0 | 0 | 0 | 0 | 0 | 0 | 0 | 0.0 | 4 | 0.0 |
| 80 | Eddie Pasquale | G | 45 | 0 | 3 | 3 | 0 | 0 | 0 | 0 | 0 | 1 | 0 | 0 | 0 | 0 | 0 | 0 | 0 | 0 | 0 | 0.0 | 0 | 0.0 |
| 76 | * Oleg Sosunov | D | 20 | 1 | 0 | 1 | 0 | 8 | 0 | 0 | 0 | 0 | 0 | 0 | 0 | 0 | 0 | 0 | 0 | 0 | 0 | 0.0 | 14 | 7.1 |
| 62 | Danick Martel | LW | 4 | 0 | 1 | 1 | -2 | 6 | 0 | 1 | 0 | 0 | 0 | 0 | 0 | 0 | 0 | 0 | 0 | 0 | 0 | 0.0 | 8 | 0.0 |
| 29 | Slater Koekoek | D | 5 | 0 | 1 | 1 | -2 | 2 | 0 | 0 | 0 | 0 | 0 | 0 | 0 | 0 | 0 | 0 | 0 | 0 | 0 | 0.0 | 10 | 0.0 |
| 23 | Matthew Spencer | D | 11 | 0 | 1 | 1 | 0 | 2 | 0 | 0 | 0 | 0 | 0 | 0 | 0 | 0 | 0 | 0 | 0 | 0 | 0 | 0.0 | 6 | 0.0 |
| 3 | * Nick Bligh | C | 1 | 0 | 0 | 0 | 0 | 2 | 0 | 0 | 0 | 0 | 0 | 0 | 0 | 0 | 0 | 0 | 1 | 1 | 0 | 100.0 | 0 | 0.0 |
| 5 | * Jack Stander | D | 1 | 0 | 0 | 0 | 1 | 7 | 0 | 0 | 0 | 0 | 0 | 0 | 0 | 0 | 0 | 0 | 0 | 0 | 0 | 0.0 | 2 | 0.0 |
| 33 | * Ryan Lohin | C | 3 | 0 | 0 | 0 | 0 | 2 | 0 | 0 | 0 | 0 | 0 | 0 | 0 | 0 | 0 | 0 | 0 | 0 | 0 | 0.0 | 1 | 0.0 |
| 9 | * Gabriel Fortier | C | 4 | 0 | 0 | 0 | 0 | 0 | 0 | 0 | 0 | 0 | 0 | 0 | 0 | 0 | 0 | 0 | 0 | 0 | 0 | 0.0 | 3 | 0.0 |
| 85 | Daniel Walcott | LW | 5 | 0 | 0 | 0 | 0 | 10 | 0 | 0 | 0 | 0 | 0 | 0 | 0 | 0 | 0 | 0 | 0 | 0 | 0 | 0.0 | 3 | 0.0 |
| 51 | Martin Ouellette | G | 6 | 0 | 0 | 0 | 0 | 0 | 0 | 0 | 0 | 0 | 0 | 0 | 0 | 0 | 0 | 0 | 0 | 0 | 0 | 0.0 | 0 | 0.0 |
| 41 | * Atte Tolvanen | G | 6 | 0 | 0 | 0 | 0 | 0 | 0 | 0 | 0 | 0 | 0 | 0 | 0 | 0 | 0 | 0 | 0 | 0 | 0 | 0.0 | 1 | 0.0 |
| 39 | Connor Ingram | G | 22 | 0 | 0 | 0 | 0 | 0 | 0 | 0 | 0 | 0 | 0 | 0 | 0 | 0 | 0 | 0 | 0 | 0 | 0 | 0.0 | 0 | 0.0 |
| | BENCH | | 76 | 3 | | | | 32 | | | | | | | | | | | | | | 0.0 | 3 | |
| | TOTALS | | 76 | 264 | 437 | 698 | 327 | 1084 | 65 | 125 | 16 | 21 | 44 | 42 | 32 | 5 | 23 | 19 | 8 | 30 | 3 | 26.7 | 2124 | 12.3 |

----- SHOOTOUTS -----

| # | GOALIE | GP | MIN | W | L | OT | SO | EN | GA | GAA | SOGP | SOW | SOL | GA | ATT | SV% | SA | SVS | SV% |
|----|------------------|----|---------|----|----|----|----|----|-----|------|------|-----|-----|----|-----|------|------|------|------|
| 51 | Martin Ouellette | 6 | 260:55 | 3 | 0 | 1 | 0 | 0 | 7 | 1.61 | 0 | 0 | 0 | 0 | 0 | --- | 115 | 108 | .939 |
| 39 | Connor Ingram | 22 | 1302:59 | 14 | 7 | 0 | 6 | 3 | 49 | 2.26 | 2 | 2 | 0 | 1 | 7 | .857 | 626 | 577 | .922 |
| 41 | * Atte Tolvanen | 6 | 361:41 | 3 | 2 | 1 | 1 | 1 | 14 | 2.32 | 1 | 0 | 1 | 2 | 3 | .333 | 195 | 181 | .928 |
| 80 | Eddie Pasquale | 45 | 2650:11 | 27 | 12 | 6 | 4 | 5 | 104 | 2.35 | 4 | 1 | 3 | 5 | 20 | .750 | 1241 | 1137 | .916 |
| | Empty Net | | 38:27 | | | | | | 9 | | | | | | | | 9 | | |
| | Totals | 76 | 4614:13 | 47 | 21 | 8 | 12 | 9 | 183 | 2.38 | 7 | 3 | 4 | 8 | 30 | .733 | 2186 | 2003 | .916 |



2018-19 Team & Individual Statistics

Texas Stars

| # | PLAYER | POS | GP | G | A | PTS | +/- | PIM | PP | PPA | SH | SHA | GW | FG | IG | OT | UA | EN | SOG | SOA | SOGW | SO% | SHOTS | SH% |
|----|----------------------|-----|----|-----|-----|-----|-----|-----|----|-----|----|-----|----|----|----|----|----|----|-----|-----|------|------|-------|------|
| 22 | Erik Condra | RW | 71 | 20 | 34 | 54 | -6 | 64 | 8 | 16 | 1 | 0 | 1 | 4 | 2 | 0 | 1 | 2 | 0 | 2 | 0 | 0.0 | 138 | 14.5 |
| 10 | Justin Dowling | C | 62 | 13 | 40 | 53 | -6 | 12 | 4 | 19 | 0 | 1 | 0 | 2 | 2 | 0 | 1 | 1 | 0 | 2 | 0 | 0.0 | 154 | 8.4 |
| 25 | Denis Gurianov | RW | 57 | 20 | 28 | 48 | 2 | 12 | 4 | 7 | 0 | 0 | 3 | 2 | 2 | 0 | 0 | 0 | 0 | 2 | 0 | 0.0 | 158 | 12.7 |
| 11 | * Joel L'Esperance | C | 54 | 30 | 15 | 45 | -5 | 23 | 13 | 7 | 0 | 0 | 5 | 4 | 3 | 0 | 3 | 1 | 0 | 2 | 0 | 0.0 | 158 | 19.0 |
| 27 | Michael Mersch | LW | 68 | 23 | 22 | 45 | -9 | 36 | 9 | 5 | 0 | 0 | 2 | 5 | 3 | 1 | 3 | 0 | 0 | 0 | 0 | 0.0 | 207 | 11.1 |
| 13 | * Adam Mascherin | LW | 75 | 18 | 26 | 44 | 10 | 30 | 4 | 5 | 0 | 0 | 4 | 4 | 1 | 1 | 1 | 0 | 0 | 1 | 0 | 0.0 | 122 | 14.8 |
| 6 | * Ben Gleason | D | 72 | 5 | 32 | 37 | -8 | 34 | 2 | 18 | 0 | 0 | 0 | 1 | 1 | 0 | 1 | 0 | 0 | 1 | 0 | 0.0 | 139 | 3.6 |
| 23 | Travis Morin | C | 68 | 8 | 24 | 32 | -22 | 34 | 6 | 13 | 0 | 0 | 0 | 2 | 1 | 0 | 0 | 0 | 2 | 4 | 1 | 50.0 | 140 | 5.7 |
| 4 | Joel Hanley | D | 60 | 8 | 20 | 28 | 10 | 32 | 1 | 7 | 0 | 0 | 0 | 3 | 1 | 0 | 1 | 0 | 1 | 2 | 0 | 50.0 | 73 | 11.0 |
| 12 | Colin Markison | RW | 62 | 8 | 19 | 27 | 8 | 14 | 1 | 0 | 0 | 0 | 0 | 1 | 1 | 0 | 1 | 1 | 0 | 0 | 0 | 0.0 | 95 | 8.4 |
| 14 | Colton Hargrove | LW | 74 | 13 | 13 | 26 | 4 | 39 | 3 | 1 | 1 | 0 | 4 | 2 | 1 | 0 | 2 | 1 | 2 | 4 | 0 | 50.0 | 104 | 12.5 |
| 7 | Gavin Bayreuther | D | 53 | 7 | 18 | 25 | 0 | 18 | 3 | 6 | 0 | 0 | 0 | 3 | 0 | 0 | 0 | 0 | 0 | 0 | 0 | 0.0 | 131 | 5.3 |
| 16 | * Nicholas Caamano | RW | 73 | 12 | 12 | 24 | 1 | 91 | 2 | 2 | 0 | 0 | 3 | 2 | 1 | 0 | 1 | 1 | 0 | 0 | 0 | 0.0 | 119 | 10.1 |
| 3 | Dillon Heatherington | D | 73 | 2 | 22 | 24 | 8 | 75 | 0 | 1 | 0 | 0 | 1 | 1 | 0 | 0 | 0 | 0 | 0 | 0 | 0 | 0.0 | 112 | 1.8 |
| 20 | Roope Hintz | LW | 21 | 9 | 13 | 22 | 0 | 10 | 2 | 6 | 0 | 0 | 2 | 2 | 1 | 0 | 0 | 0 | 0 | 0 | 0 | 0.0 | 49 | 18.4 |
| 33 | Niklas Hansson | D | 65 | 7 | 15 | 22 | -2 | 34 | 2 | 5 | 0 | 0 | 0 | 0 | 1 | 0 | 0 | 0 | 0 | 0 | 0 | 0.0 | 91 | 7.7 |
| 19 | * Brad McClure | RW | 30 | 9 | 2 | 11 | 2 | 2 | 1 | 0 | 0 | 0 | 3 | 2 | 1 | 1 | 0 | 0 | 0 | 1 | 0 | 0.0 | 59 | 15.3 |
| 17 | * Tony Calderone | RW | 33 | 5 | 5 | 10 | -2 | 6 | 0 | 1 | 0 | 0 | 1 | 1 | 0 | 0 | 0 | 0 | 0 | 0 | 0 | 0.0 | 30 | 16.7 |
| 2 | * Shane Hanna | D | 58 | 2 | 8 | 10 | 6 | 20 | 0 | 1 | 0 | 0 | 1 | 0 | 0 | 0 | 0 | 0 | 0 | 0 | 0 | 0.0 | 55 | 3.6 |
| 28 | Taylor Fedun (total) | D | 12 | 1 | 7 | 8 | 5 | 6 | 0 | 0 | 0 | 0 | 1 | 0 | 0 | 0 | 0 | 0 | 0 | 0 | 0 | 0.0 | 26 | 3.8 |
| | ROC | D | 9 | 0 | 5 | 5 | 3 | 2 | 0 | 0 | 0 | 0 | 0 | 0 | 0 | 0 | 0 | 0 | 0 | 0 | 0 | 0.0 | 16 | 0.0 |
| | TEX | D | 3 | 1 | 2 | 3 | 2 | 4 | 0 | 0 | 0 | 0 | 1 | 0 | 0 | 0 | 0 | 0 | 0 | 0 | 0 | 0.0 | 10 | 10.0 |
| 39 | Samuel Loberge | LW | 31 | 1 | 6 | 7 | -2 | 70 | 0 | 0 | 0 | 0 | 0 | 0 | 0 | 0 | 0 | 0 | 0 | 0 | 0 | 0.0 | 30 | 3.3 |
| 18 | * James Phelan | C | 45 | 3 | 3 | 6 | 0 | 59 | 0 | 0 | 0 | 0 | 0 | 0 | 0 | 0 | 0 | 0 | 0 | 0 | 0 | 0.0 | 34 | 8.8 |
| 29 | * Robbie Payne | C | 29 | 2 | 4 | 6 | -5 | 11 | 0 | 1 | 0 | 0 | 1 | 1 | 1 | 0 | 0 | 0 | 0 | 0 | 0 | 0.0 | 34 | 5.9 |
| 8 | John Nyberg | D | 44 | 1 | 5 | 6 | -12 | 17 | 0 | 0 | 0 | 0 | 1 | 0 | 0 | 0 | 0 | 0 | 0 | 0 | 0 | 0.0 | 32 | 3.1 |
| 5 | * Rhett Gardner | C | 11 | 4 | 1 | 5 | -2 | 4 | 0 | 1 | 0 | 0 | 1 | 1 | 0 | 0 | 0 | 0 | 0 | 0 | 0 | 0.0 | 9 | 44.4 |
| 9 | * Brady Norrish | D | 13 | 1 | 4 | 5 | -4 | 12 | 0 | 0 | 0 | 0 | 0 | 0 | 0 | 0 | 0 | 0 | 0 | 0 | 0 | 0.0 | 12 | 8.3 |
| 15 | * Ty Dellandrea | C | 11 | 2 | 1 | 3 | 5 | 4 | 0 | 0 | 0 | 0 | 1 | 0 | 0 | 0 | 1 | 0 | 0 | 0 | 0 | 0.0 | 15 | 13.3 |
| 36 | * Josh Melnick | C | 11 | 0 | 3 | 3 | 6 | 2 | 0 | 1 | 0 | 0 | 0 | 0 | 0 | 0 | 0 | 0 | 0 | 0 | 0 | 0.0 | 10 | 0.0 |
| 5 | Connor Carrick | D | 4 | 1 | 1 | 2 | -4 | 0 | 0 | 0 | 0 | 0 | 0 | 1 | 0 | 0 | 0 | 0 | 0 | 0 | 0 | 0.0 | 13 | 7.7 |
| 34 | * Joseph Cecconi | D | 8 | 0 | 2 | 2 | 1 | 0 | 0 | 0 | 0 | 0 | 0 | 0 | 0 | 0 | 0 | 0 | 0 | 0 | 0 | 0.0 | 6 | 0.0 |
| 28 | * Diego Cuglietta | LW | 3 | 1 | 0 | 1 | 2 | 0 | 0 | 0 | 0 | 0 | 1 | 0 | 0 | 0 | 0 | 0 | 0 | 0 | 0 | 0.0 | 4 | 25.0 |
| 37 | Elgin Pearce | C | 5 | 1 | 0 | 1 | -1 | 2 | 0 | 0 | 0 | 0 | 0 | 0 | 1 | 0 | 0 | 0 | 0 | 0 | 0 | 0.0 | 8 | 12.5 |
| 40 | * Ondrej Vala | D | 9 | 0 | 1 | 1 | -2 | 4 | 0 | 0 | 0 | 0 | 0 | 0 | 0 | 0 | 0 | 0 | 0 | 0 | 0 | 0.0 | 7 | 0.0 |
| 31 | * Riley Damiani | C | 1 | 0 | 0 | 0 | 0 | 0 | 0 | 0 | 0 | 0 | 0 | 0 | 0 | 0 | 0 | 0 | 0 | 0 | 0 | 0.0 | 1 | 0.0 |
| 24 | Reece Scarlett | D | 1 | 0 | 0 | 0 | 1 | 2 | 0 | 0 | 0 | 0 | 0 | 0 | 0 | 0 | 0 | 0 | 0 | 0 | 0 | 0.0 | 0 | 0.0 |
| 1 | * Jake Oettinger | G | 6 | 0 | 0 | 0 | 0 | 2 | 0 | 0 | 0 | 0 | 0 | 0 | 0 | 0 | 0 | 0 | 0 | 0 | 0 | 0.0 | 0 | 0.0 |
| 32 | * Colton Point | G | 7 | 0 | 0 | 0 | 0 | 0 | 0 | 0 | 0 | 0 | 0 | 0 | 0 | 0 | 0 | 0 | 0 | 0 | 0 | 0.0 | 0 | 0.0 |
| 26 | * Spencer Naas | LW | 10 | 0 | 0 | 0 | -1 | 4 | 0 | 0 | 0 | 0 | 0 | 0 | 0 | 0 | 0 | 0 | 0 | 0 | 0 | 0.0 | 9 | 0.0 |
| 30 | Philippe Desrosiers | G | 23 | 0 | 0 | 0 | 0 | 2 | 0 | 0 | 0 | 0 | 0 | 0 | 0 | 0 | 0 | 0 | 0 | 0 | 0 | 0.0 | 1 | 0.0 |
| 35 | Landon Bow | G | 46 | 0 | 0 | 0 | 0 | 0 | 0 | 0 | 0 | 0 | 0 | 0 | 0 | 0 | 0 | 0 | 0 | 0 | 0 | 0.0 | 1 | 0.0 |
| | BENCH | | 76 | 1 | | | | 6 | | | | | | | | | | | | | | 0.0 | 1 | |
| | TOTALS | | 76 | 238 | 401 | 638 | -25 | 791 | 65 | 123 | 2 | 1 | 36 | 44 | 24 | 3 | 16 | 7 | 5 | 21 | 1 | 23.8 | 2371 | 10.0 |

----- SHOOTOUTS -----

| # | GOALIE | GP | MIN | W | L | OT | SO | EN | GA | GAA | SOGP | SOW | SOL | GA | ATT | SV% | SA | SVS | SV% | |
|----|---------------------|----|---------|----|----|----|----|----|-----|------|------|-----|-----|----|-----|------|------|------|------|--|
| 1 | * Jake Oettinger | 6 | 363:55 | 3 | 2 | 1 | 0 | 1 | 15 | 2.47 | 1 | 0 | 1 | 2 | 5 | .600 | 143 | 128 | .895 | |
| 30 | Philippe Desrosiers | 23 | 1298:30 | 8 | 11 | 1 | 1 | 6 | 55 | 2.54 | 0 | 0 | 0 | 0 | 0 | --- | 609 | 554 | .910 | |
| 35 | Landon Bow | 46 | 2551:43 | 24 | 15 | 5 | 1 | 5 | 123 | 2.89 | 4 | 1 | 3 | 6 | 16 | .625 | 1150 | 1027 | .893 | |
| 32 | * Colton Point | 7 | 334:33 | 2 | 3 | 1 | 0 | 1 | 21 | 3.77 | 0 | 0 | 0 | 0 | 0 | --- | 147 | 126 | .857 | |
| | Empty Net | | 52:01 | | | | | | 13 | | | | | | | | | 13 | | |
| | Totals | 76 | 4600:42 | 37 | 31 | 8 | 2 | 13 | 227 | 2.96 | 5 | 1 | 4 | 8 | 21 | .619 | 2062 | 1835 | .890 | |



2018-19 Team & Individual Statistics

Toronto Marlies

| # | PLAYER | POS | GP | G | A | PTS | +/- | PIM | PP | PPA | SH | SHA | GW | FG | IG | OT | UA | EN | SOG | SOA | SOGW | SO% | SHOTS | SH% |
|----|----------------------------|-----|----|-----|-----|-----|-----|-----|----|-----|----|-----|----|----|----|----|----|----|-----|-----|------|-------|-------|------|
| 27 | Jeremy Bracco | RW | 75 | 22 | 57 | 79 | 1 | 16 | 8 | 31 | 0 | 0 | 1 | 3 | 1 | 0 | 0 | 0 | 0 | 2 | 0 | 0.0 | 129 | 17.1 |
| 19 | Chris Mueller | C | 60 | 33 | 32 | 65 | 8 | 32 | 16 | 15 | 0 | 0 | 8 | 5 | 3 | 4 | 2 | 2 | 0 | 0 | 0 | 0.0 | 148 | 22.3 |
| 41 | Dmytro Timashov | LW | 72 | 14 | 35 | 49 | -1 | 52 | 3 | 18 | 1 | 0 | 2 | 3 | 0 | 1 | 1 | 1 | 1 | 3 | 0 | 33.3 | 112 | 12.5 |
| 48 | Calle Rosen | D | 54 | 7 | 39 | 46 | 8 | 36 | 3 | 14 | 0 | 2 | 0 | 1 | 1 | 0 | 1 | 0 | 0 | 0 | 0 | 0.0 | 132 | 5.3 |
| 58 | Michael Carcone (total) | LW | 62 | 20 | 24 | 44 | -2 | 45 | 4 | 11 | 1 | 0 | 5 | 4 | 2 | 0 | 1 | 0 | 1 | 2 | 0 | 50.0 | 128 | 15.6 |
| | UTI | LW | 20 | 6 | 11 | 17 | -2 | 6 | 2 | 7 | 1 | 0 | 0 | 1 | 1 | 0 | 0 | 0 | 1 | 2 | 0 | 0.5 | 46 | 13.0 |
| | TOR | LW | 42 | 14 | 13 | 27 | 0 | 39 | 2 | 4 | 0 | 0 | 5 | 3 | 1 | 0 | 1 | 0 | 0 | 0 | 0 | 0.0 | 82 | 17.1 |
| 14 | Adam Brooks | C | 61 | 21 | 19 | 40 | -6 | 28 | 8 | 4 | 2 | 0 | 5 | 3 | 2 | 2 | 1 | 1 | 0 | 0 | 0 | 0.0 | 147 | 14.3 |
| 9 | Trevor Moore | LW | 46 | 23 | 16 | 39 | 1 | 22 | 8 | 5 | 1 | 3 | 4 | 6 | 2 | 0 | 0 | 2 | 0 | 0 | 0 | 0.0 | 129 | 17.8 |
| 89 | Sam Gagner | C | 43 | 12 | 25 | 37 | -7 | 12 | 7 | 12 | 0 | 0 | 1 | 2 | 0 | 0 | 1 | 0 | 3 | 3 | 0 | 100.0 | 129 | 9.3 |
| 47 | * Pierre Engvall | LW | 70 | 19 | 13 | 32 | 0 | 57 | 1 | 2 | 0 | 0 | 1 | 2 | 2 | 0 | 0 | 2 | 0 | 1 | 0 | 0.0 | 157 | 12.1 |
| 13 | Nicholas Baptiste (total) | RW | 73 | 14 | 15 | 29 | -22 | 20 | 4 | 2 | 1 | 1 | 2 | 3 | 1 | 1 | 1 | 1 | 0 | 1 | 0 | 0.0 | 151 | 9.3 |
| | MIL | RW | 55 | 12 | 10 | 22 | -19 | 14 | 4 | 1 | 0 | 0 | 2 | 3 | 0 | 1 | 0 | 0 | 1 | 0 | 0 | 0.0 | 118 | 10.2 |
| | TOR | RW | 18 | 2 | 5 | 7 | -3 | 6 | 0 | 1 | 1 | 1 | 0 | 0 | 1 | 0 | 1 | 1 | 0 | 0 | 0 | 0.0 | 33 | 6.1 |
| 10 | * Carl Grundstrom | LW | 42 | 13 | 16 | 29 | 8 | 26 | 4 | 4 | 0 | 0 | 1 | 3 | 3 | 0 | 3 | 1 | 0 | 1 | 0 | 0.0 | 81 | 16.0 |
| 8 | * Rasmus Sandin | D | 44 | 6 | 22 | 28 | -10 | 16 | 3 | 9 | 0 | 0 | 1 | 2 | 0 | 1 | 0 | 0 | 0 | 0 | 0 | 0.0 | 65 | 9.2 |
| 20 | Mason Marchment | LW | 44 | 13 | 12 | 25 | 5 | 60 | 4 | 1 | 1 | 0 | 4 | 3 | 2 | 3 | 1 | 0 | 1 | 2 | 0 | 50.0 | 97 | 13.4 |
| 11 | Jordan Subban | D | 48 | 3 | 15 | 18 | -1 | 25 | 2 | 2 | 0 | 1 | 0 | 0 | 1 | 0 | 0 | 0 | 0 | 1 | 0 | 0.0 | 73 | 4.1 |
| 55 | Andreas Borgman | D | 45 | 4 | 13 | 17 | 0 | 43 | 0 | 1 | 0 | 0 | 0 | 0 | 0 | 0 | 0 | 0 | 0 | 0 | 0 | 0.0 | 101 | 4.0 |
| 10 | * Tanner MacMaster (total) | LW | 55 | 4 | 13 | 17 | -9 | 28 | 0 | 3 | 0 | 0 | 1 | 1 | 1 | 0 | 1 | 0 | 0 | 0 | 0 | 0.0 | 59 | 6.8 |
| | UTI | LW | 29 | 2 | 9 | 11 | -10 | 20 | 0 | 3 | 0 | 0 | 0 | 0 | 1 | 0 | 1 | 0 | 0 | 0 | 0 | 0.0 | 31 | 6.5 |
| | TOR | LW | 26 | 2 | 4 | 6 | 1 | 8 | 0 | 0 | 0 | 0 | 1 | 1 | 0 | 0 | 0 | 0 | 0 | 0 | 0 | 0.0 | 28 | 7.1 |
| 18 | Gabriel Gagne (total) | RW | 55 | 6 | 10 | 16 | -6 | 14 | 0 | 6 | 0 | 0 | 0 | 2 | 0 | 0 | 0 | 0 | 1 | 2 | 1 | 50.0 | 106 | 5.7 |
| | BEL | RW | 33 | 4 | 5 | 9 | -2 | 8 | 0 | 3 | 0 | 0 | 0 | 2 | 0 | 0 | 0 | 0 | 0 | 1 | 0 | 0.0 | 59 | 6.8 |
| | TOR | RW | 22 | 2 | 5 | 7 | -4 | 6 | 0 | 3 | 0 | 0 | 0 | 0 | 0 | 0 | 0 | 0 | 1 | 1 | 1 | 1.0 | 47 | 4.3 |
| 36 | Josh Jooris | RW | 74 | 8 | 7 | 15 | -2 | 28 | 0 | 1 | 2 | 0 | 2 | 3 | 1 | 0 | 0 | 1 | 0 | 0 | 0 | 0.0 | 95 | 8.4 |
| 7 | Timothy Liljegren | D | 43 | 3 | 12 | 15 | -8 | 18 | 1 | 5 | 0 | 0 | 0 | 0 | 0 | 0 | 0 | 0 | 0 | 0 | 0 | 0.0 | 67 | 4.5 |
| 38 | Colin Greening | C | 61 | 4 | 10 | 14 | -9 | 8 | 0 | 1 | 0 | 2 | 0 | 3 | 0 | 0 | 0 | 0 | 0 | 0 | 0 | 0.0 | 88 | 4.5 |
| 5 | Vincent LoVerde | D | 68 | 3 | 8 | 11 | -2 | 33 | 0 | 1 | 0 | 0 | 0 | 0 | 1 | 0 | 0 | 0 | 0 | 0 | 0 | 0.0 | 68 | 4.4 |
| 15 | Adam Cracknell | C | 14 | 3 | 7 | 10 | 0 | 10 | 0 | 2 | 0 | 1 | 1 | 0 | 0 | 1 | 2 | 0 | 0 | 0 | 0 | 0.0 | 22 | 13.6 |
| 6 | Steve Oleksy (total) | D | 38 | 2 | 5 | 7 | 1 | 66 | 0 | 0 | 0 | 0 | 1 | 0 | 0 | 0 | 0 | 0 | 0 | 0 | 0 | 0.0 | 43 | 4.7 |
| | SD | D | 15 | 0 | 2 | 2 | -3 | 36 | 0 | 0 | 0 | 0 | 0 | 0 | 0 | 0 | 0 | 0 | 0 | 0 | 0 | 0.0 | 13 | 0.0 |
| | TOR | D | 23 | 2 | 3 | 5 | 4 | 30 | 0 | 0 | 0 | 0 | 1 | 0 | 0 | 0 | 0 | 0 | 0 | 0 | 0 | 0.0 | 30 | 6.7 |
| 25 | Sam Jardine | D | 37 | 1 | 6 | 7 | -10 | 59 | 0 | 0 | 0 | 0 | 0 | 0 | 0 | 0 | 0 | 0 | 0 | 0 | 0 | 0.0 | 39 | 2.6 |
| 3 | Stefan LeBlanc | D | 17 | 0 | 7 | 7 | 2 | 8 | 0 | 1 | 0 | 0 | 0 | 0 | 0 | 0 | 0 | 0 | 0 | 0 | 0 | 0.0 | 11 | 0.0 |
| 22 | Frank Corrado | D | 39 | 2 | 4 | 6 | -2 | 18 | 0 | 0 | 0 | 0 | 0 | 0 | 0 | 0 | 0 | 0 | 0 | 0 | 0 | 0.0 | 62 | 3.2 |
| 52 | Martin Marincin | D | 8 | 1 | 3 | 4 | 0 | 0 | 0 | 0 | 0 | 0 | 0 | 0 | 0 | 0 | 1 | 0 | 0 | 0 | 0 | 0.0 | 21 | 4.8 |
| 16 | Griffen Molino | LW | 36 | 1 | 3 | 4 | -5 | 12 | 0 | 0 | 0 | 0 | 0 | 0 | 0 | 0 | 0 | 0 | 0 | 0 | 0 | 0.0 | 29 | 3.4 |
| 6 | Andrew Nielsen | D | 8 | 0 | 3 | 3 | 0 | 12 | 0 | 1 | 0 | 0 | 0 | 0 | 0 | 0 | 0 | 0 | 0 | 0 | 0 | 0.0 | 11 | 0.0 |
| 44 | * Kristians Rubins | D | 15 | 0 | 3 | 3 | -2 | 4 | 0 | 0 | 0 | 0 | 0 | 0 | 0 | 0 | 0 | 0 | 0 | 0 | 0 | 0.0 | 16 | 0.0 |
| 63 | * Colt Conrad | F | 7 | 2 | 0 | 2 | -1 | 2 | 0 | 0 | 0 | 0 | 0 | 0 | 0 | 0 | 0 | 0 | 0 | 0 | 0 | 0.0 | 9 | 22.2 |
| 18 | Morgan Klimchuk | LW | 13 | 2 | 0 | 2 | -3 | 21 | 0 | 0 | 0 | 0 | 0 | 0 | 0 | 0 | 1 | 1 | 0 | 0 | 0 | 0.0 | 12 | 16.7 |
| 37 | * Scott Pooley | RW | 6 | 1 | 1 | 2 | 2 | 0 | 0 | 0 | 0 | 0 | 0 | 0 | 0 | 0 | 0 | 0 | 0 | 0 | 0 | 0.0 | 5 | 20.0 |
| 15 | Tom Sestito | LW | 13 | 1 | 1 | 2 | -4 | 42 | 0 | 0 | 0 | 0 | 0 | 0 | 0 | 0 | 0 | 0 | 0 | 0 | 0 | 0.0 | 6 | 16.7 |
| 13 | Emerson Clark | LW | 6 | 1 | 0 | 1 | -4 | 5 | 1 | 0 | 0 | 0 | 0 | 0 | 0 | 0 | 0 | 0 | 0 | 0 | 0 | 0.0 | 4 | 25.0 |
| 39 | * Hudson Elynuik | C | 10 | 1 | 0 | 1 | -1 | 4 | 0 | 0 | 0 | 0 | 0 | 0 | 0 | 0 | 0 | 0 | 0 | 0 | 0 | 0.0 | 4 | 25.0 |
| 17 | Richard Clune | LW | 15 | 1 | 0 | 1 | -8 | 14 | 0 | 0 | 0 | 0 | 0 | 0 | 0 | 0 | 0 | 0 | 0 | 0 | 0 | 0.0 | 3 | 33.3 |
| 49 | Ryan Sproul | D | 1 | 0 | 1 | 1 | 0 | 0 | 0 | 0 | 0 | 0 | 0 | 0 | 0 | 0 | 0 | 0 | 0 | 0 | 0 | 0.0 | 5 | 0.0 |
| 78 | * Trey Bradley | F | 2 | 0 | 1 | 1 | 0 | 0 | 0 | 0 | 0 | 0 | 0 | 0 | 0 | 0 | 0 | 0 | 0 | 0 | 0 | 0.0 | 1 | 0.0 |
| 28 | * Giorgio Estephan | RW | 3 | 0 | 1 | 1 | -3 | 2 | 0 | 1 | 0 | 0 | 0 | 0 | 0 | 0 | 0 | 0 | 0 | 0 | 0 | 0.0 | 3 | 0.0 |
| 56 | * Eemeli Rasanen | D | 5 | 0 | 1 | 1 | 2 | 2 | 0 | 0 | 0 | 0 | 0 | 0 | 0 | 0 | 0 | 0 | 0 | 0 | 0 | 0.0 | 9 | 0.0 |
| 32 | * J.J. Piccinich | RW | 6 | 0 | 1 | 1 | 0 | 0 | 0 | 0 | 0 | 0 | 0 | 0 | 0 | 0 | 0 | 0 | 0 | 0 | 0 | 0.0 | 4 | 0.0 |
| 29 | * Brady Ferguson | C | 8 | 0 | 1 | 1 | -1 | 4 | 0 | 0 | 0 | 0 | 0 | 0 | 0 | 0 | 0 | 0 | 0 | 0 | 0 | 0.0 | 9 | 0.0 |
| 31 | Jeff Glass | G | 10 | 0 | 1 | 1 | 0 | 0 | 0 | 0 | 0 | 0 | 0 | 0 | 0 | 0 | 0 | 0 | 0 | 0 | 0 | 0.0 | 0 | 0.0 |
| 50 | Eamon McAdam | G | 19 | 0 | 1 | 1 | 0 | 0 | 0 | 0 | 0 | 0 | 0 | 0 | 0 | 0 | 0 | 0 | 0 | 0 | 0 | 0.0 | 0 | 0.0 |
| 31 | Michael Hutchinson (total) | G | 31 | 0 | 1 | 1 | 0 | 0 | 0 | 0 | 0 | 0 | 0 | 0 | 0 | 0 | 0 | 0 | 0 | 0 | 0 | 0.0 | 0 | 0.0 |
| | SPR | G | 8 | 0 | 0 | 0 | 0 | 0 | 0 | 0 | 0 | 0 | 0 | 0 | 0 | 0 | 0 | 0 | 0 | 0 | 0 | 0.0 | 0 | 0.0 |
| | TOR | G | 23 | 0 | 1 | 1 | 0 | 0 | 0 | 0 | 0 | 0 | 0 | 0 | 0 | 0 | 0 | 0 | 0 | 0 | 0 | 0.0 | 0 | 0.0 |
| 3 | Kyle Cumiskey | D | 1 | 0 | 0 | 0 | -1 | 0 | 0 | 0 | 0 | 0 | 0 | 0 | 0 | 0 | 0 | 0 | 0 | 0 | 0 | 0.0 | 0 | 0.0 |
| 43 | * Josh Kestner | F | 1 | 0 | 0 | 0 | -1 | 4 | 0 | 0 | 0 | 0 | 0 | 0 | 0 | 0 | 0 | 0 | 0 | 0 | 0 | 0.0 | 0 | 0.0 |
| 42 | * Ryan Moore | F | 1 | 0 | 0 | 0 | -2 | 0 | 0 | 0 | 0 | 0 | 0 | 0 | 0 | 0 | 0 | 0 | 0 | 0 | 0 | 0.0 | 2 | 0.0 |
| 21 | * Derian Plouffe | F | 1 | 0 | 0 | 0 | 0 | 0 | 0 | 0 | 0 | 0 | 0 | 0 | 0 | 0 | 0 | 0 | 0 | 0 | 0 | 0.0 | 2 | 0.0 |
| 3 | * Alex Basso | D | 2 | 0 | 0 | 0 | 3 | 0 | 0 | 0 | 0 | 0 | 0 | 0 | 0 | 0 | 0 | 0 | 0 | 0 | 0 | 0.0 | 0 | 0.0 |
| 21 | * Joseph Duszak | D | 2 | 0 | 0 | 0 | -3 | 2 | 0 | 0 | 0 | 0 | 0 | 0 | 0 | 0 | 0 | 0 | 0 | 0 | 0 | 0.0 | 7 | 0.0 |
| 1 | * Michael Garteig | G | 2 | 0 | 0 | 0 | 0 | 0 | 0 | 0 | 0 | 0 | 0 | 0 | 0 | 0 | 0 | 0 | 0 | 0 | 0 | 0.0 | 0 | 0.0 |
| 49 | * Erik Brown | F | 3 | 0 | 0 | 0 | -2 | 0 | 0 | 0 | 0 | 0 | 0 | 0 | 0 | 0 | 0 | 0 | 0 | 0 | 0 | 0.0 | 3 | 0.0 |
| 23 | Zach O'Brien | RW | 3 | 0 | 0 | 0 | -1 | 0 | 0 | 0 | 0 | 0 | 0 | 0 | 0 | 0 | 0 | 0 | 0 | 0 | 0 | 0.0 | 4 | 0.0 |
| 26 | * Ryan McGregor | F | 4 | 0 | 0 | 0 | -1 | 0 | 0 | 0 | 0 | 0 | 0 | 0 | 0 | 0 | 0 | 0 | 0 | 0 | 0 | 0.0 | 3 | 0.0 |
| 30 | Kasimir Kaskisuo | G | 30 | 0 | 0 | 0 | 0 | 0 | 0 | 0 | 0 | 0 | 0 | 0 | 0 | 0 | 0 | 0 | 0 | 0 | 0 | 0.0 | 0 | 0.0 |
| | BENCH | | 76 | 1 | | | 6 | | | | | | | | | | | | | | | 0.0 | 1 | |
| | TOTALS | | 76 | 248 | 428 | 675 | -63 | 832 | 71 | 139 | 8 | 10 | 38 | 43 | 21 | 12 | 16 | 12 | 6 | 14 | 1 | 42.9 | 2345 | 10.5 |

----- SHOOTOUTS -----

| # | GOALIE | GP | MIN | W | L | OT | SO | EN | GA | GAA | SOGP | SOW | SOL | GA | ATT | SV% | SA | SVS | SV% |
|----|----------------------------|----|--------|---|---|----|----|----|----|------|------|-----|-----|----|-----|-----|----|-----|------|
| 1 | * Michael Garteig | 2 | 119:16 | 1 | 1 | 0 | 0 | 1 | 5 | 2.52 | 0 | 0 | 0 | 0 | 0 | -- | 60 | 55 | .917 |
| 31 | Michael Hutchinson (total) | 31 | 174 | | | | | | | | | | | | | | | | |

2018-19 Team & Individual Statistics

Tucson Roadrunners

| # | PLAYER | POS | GP | G | A | PTS | +/- | PIM | PP | PPA | SH | SHA | GW | FG | IG | OT | UA | EN | SOG | SOA | SOGW | SO% | SHOTS | SH% |
|----|-------------------------|-----|----|-----|-----|-----|-----|-----|----|-----|----|-----|----|----|----|----|----|----|-----|-----|------|-------|-------|------|
| 18 | Lane Pederson | C | 67 | 23 | 24 | 47 | -10 | 36 | 8 | 8 | 0 | 0 | 3 | 3 | 2 | 1 | 0 | 0 | 0 | 3 | 0 | 0.0 | 132 | 17.4 |
| 27 | Michael Bunting | LW | 52 | 19 | 22 | 41 | 15 | 84 | 7 | 2 | 1 | 0 | 3 | 3 | 4 | 0 | 2 | 1 | 0 | 1 | 0 | 0.0 | 159 | 12.0 |
| 5 | Robbie Russo | D | 67 | 6 | 33 | 39 | 12 | 32 | 5 | 18 | 0 | 0 | 1 | 2 | 0 | 0 | 0 | 0 | 0 | 0 | 0 | 0.0 | 165 | 3.6 |
| 44 | Emil Pettersson (total) | C | 61 | 11 | 27 | 38 | -1 | 28 | 1 | 13 | 1 | 0 | 3 | 0 | 2 | 0 | 1 | 0 | 0 | 2 | 0 | 0.0 | 116 | 9.5 |
| | MIL | C | 49 | 11 | 22 | 33 | 3 | 24 | 1 | 10 | 1 | 0 | 3 | 0 | 2 | 0 | 1 | 0 | 0 | 1 | 0 | 0.0 | 96 | 11.5 |
| | TUC | C | 12 | 0 | 5 | 5 | -4 | 4 | 0 | 3 | 0 | 0 | 0 | 0 | 0 | 0 | 0 | 0 | 0 | 1 | 0 | 0.0 | 20 | 0.0 |
| 10 | Nick Merkley | RW | 45 | 10 | 24 | 34 | -2 | 26 | 3 | 10 | 0 | 0 | 1 | 1 | 0 | 1 | 1 | 0 | 0 | 1 | 0 | 0.0 | 105 | 9.5 |
| 24 | Hudson Fasching | RW | 64 | 16 | 17 | 33 | -1 | 16 | 3 | 2 | 2 | 0 | 3 | 3 | 3 | 0 | 2 | 2 | 0 | 0 | 0 | 0.0 | 145 | 11.0 |
| 41 | * Brayden Burke | RW | 67 | 13 | 20 | 33 | -1 | 24 | 2 | 6 | 0 | 0 | 0 | 1 | 0 | 0 | 2 | 0 | 0 | 1 | 0 | 0.0 | 98 | 13.3 |
| 26 | Michael Chaput (total) | C | 40 | 16 | 16 | 32 | 6 | 34 | 4 | 2 | 3 | 2 | 4 | 4 | 0 | 0 | 1 | 0 | 0 | 0 | 0 | 0.0 | 96 | 16.7 |
| | LAV | C | 24 | 10 | 6 | 16 | 0 | 18 | 2 | 1 | 3 | 1 | 4 | 3 | 0 | 0 | 0 | 0 | 0 | 0 | 0 | 0.0 | 53 | 18.9 |
| | TUC | C | 16 | 6 | 10 | 16 | 6 | 16 | 2 | 1 | 0 | 1 | 0 | 1 | 0 | 0 | 1 | 0 | 0 | 0 | 0 | 0.0 | 43 | 14.0 |
| 23 | Kyle Capobianco | D | 40 | 7 | 25 | 32 | 10 | 51 | 3 | 8 | 0 | 0 | 1 | 0 | 1 | 1 | 0 | 0 | 0 | 0 | 0 | 0.0 | 93 | 7.5 |
| 28 | Adam Helewka | LW | 41 | 13 | 18 | 31 | -9 | 20 | 5 | 6 | 0 | 0 | 3 | 2 | 1 | 0 | 0 | 0 | 0 | 2 | 0 | 0.0 | 69 | 18.8 |
| 8 | Conor Garland | RW | 21 | 12 | 13 | 25 | 11 | 22 | 3 | 4 | 0 | 0 | 5 | 0 | 0 | 2 | 0 | 0 | 0 | 1 | 0 | 0.0 | 75 | 16.0 |
| 3 | * Jordan Gross | D | 61 | 5 | 20 | 25 | -5 | 28 | 1 | 8 | 0 | 0 | 1 | 0 | 0 | 0 | 0 | 0 | 2 | 3 | 0 | 66.7 | 145 | 3.4 |
| 43 | Dakota Mermis | D | 62 | 3 | 21 | 24 | -2 | 49 | 1 | 8 | 0 | 0 | 0 | 0 | 0 | 0 | 1 | 0 | 0 | 0 | 0 | 0.0 | 122 | 2.5 |
| 29 | David Ullstrom | C | 29 | 10 | 13 | 23 | 11 | 14 | 0 | 4 | 0 | 0 | 2 | 1 | 1 | 1 | 0 | 1 | 0 | 0 | 0 | 0.0 | 49 | 20.4 |
| 17 | * Tyler Steenbergen | F | 63 | 9 | 13 | 22 | -2 | 16 | 2 | 3 | 0 | 0 | 1 | 4 | 1 | 0 | 0 | 0 | 0 | 1 | 0 | 0.0 | 81 | 11.1 |
| 15 | Laurent Dauphin | C | 34 | 6 | 14 | 20 | 2 | 42 | 2 | 2 | 1 | 0 | 1 | 0 | 1 | 0 | 1 | 0 | 1 | 1 | 1 | 100.0 | 72 | 8.3 |
| 25 | Jeremy Gregoire (total) | C | 68 | 10 | 9 | 19 | 2 | 113 | 0 | 1 | 0 | 1 | 2 | 2 | 0 | 1 | 0 | 0 | 0 | 0 | 0 | 0.0 | 111 | 9.0 |
| | MIL | C | 42 | 5 | 7 | 12 | 0 | 74 | 0 | 1 | 0 | 0 | 1 | 1 | 0 | 1 | 0 | 0 | 0 | 0 | 0 | 0.0 | 60 | 8.3 |
| | TUC | C | 26 | 5 | 2 | 7 | 2 | 39 | 0 | 0 | 1 | 0 | 1 | 1 | 0 | 0 | 0 | 0 | 0 | 0 | 0 | 0.0 | 51 | 9.8 |
| 13 | Giovanni Fiore (total) | LW | 53 | 10 | 8 | 18 | -5 | 14 | 3 | 1 | 0 | 0 | 2 | 3 | 1 | 0 | 0 | 1 | 0 | 1 | 0 | 0.0 | 89 | 11.2 |
| | SD | LW | 23 | 6 | 5 | 11 | -2 | 8 | 2 | 1 | 0 | 0 | 0 | 1 | 1 | 0 | 0 | 1 | 0 | 1 | 0 | 0.0 | 41 | 14.6 |
| | TUC | LW | 30 | 4 | 3 | 7 | -3 | 6 | 1 | 0 | 0 | 0 | 2 | 2 | 0 | 0 | 0 | 0 | 0 | 0 | 0 | 0.0 | 48 | 8.3 |
| 81 | Jens Looke | RW | 61 | 8 | 7 | 15 | -8 | 12 | 2 | 0 | 0 | 0 | 1 | 3 | 0 | 0 | 4 | 0 | 0 | 0 | 0 | 0.0 | 86 | 9.3 |
| 16 | Trevor Murphy | D | 27 | 5 | 8 | 13 | -6 | 26 | 1 | 4 | 0 | 0 | 1 | 1 | 0 | 0 | 1 | 1 | 0 | 0 | 0 | 0.0 | 68 | 7.4 |
| 21 | * Matteo Gennaro | C | 58 | 7 | 5 | 12 | -3 | 26 | 0 | 0 | 0 | 0 | 1 | 0 | 1 | 0 | 2 | 0 | 0 | 0 | 0 | 0.0 | 66 | 10.6 |
| 4 | * Cam Dineen | D | 57 | 3 | 9 | 12 | -4 | 6 | 1 | 1 | 0 | 0 | 1 | 1 | 0 | 0 | 0 | 0 | 0 | 0 | 0 | 0.0 | 86 | 3.5 |
| 20 | Mario Kempe | RW | 10 | 5 | 6 | 11 | 4 | 8 | 2 | 2 | 0 | 0 | 1 | 2 | 1 | 0 | 0 | 0 | 0 | 0 | 0 | 0.0 | 26 | 19.2 |
| 39 | Trevor Cheek | F | 63 | 7 | 3 | 10 | -10 | 48 | 0 | 0 | 0 | 0 | 0 | 1 | 0 | 0 | 1 | 0 | 0 | 0 | 0 | 0.0 | 67 | 10.4 |
| 37 | Dysin Mayo | D | 67 | 2 | 4 | 6 | -3 | 46 | 0 | 0 | 0 | 0 | 0 | 0 | 0 | 0 | 0 | 0 | 0 | 0 | 0 | 0.0 | 61 | 3.3 |
| 9 | Domenic Alberga | F | 16 | 1 | 2 | 3 | 3 | 2 | 0 | 0 | 0 | 0 | 0 | 0 | 0 | 0 | 0 | 0 | 0 | 0 | 0 | 0.0 | 19 | 5.3 |
| 33 | Adin Hill | G | 36 | 0 | 3 | 3 | 0 | 6 | 0 | 1 | 0 | 0 | 0 | 0 | 0 | 0 | 0 | 0 | 0 | 0 | 0 | 0.0 | 0 | 0.0 |
| 22 | Jason Demers | D | 1 | 0 | 1 | 1 | -1 | 0 | 0 | 1 | 0 | 0 | 0 | 0 | 0 | 0 | 0 | 0 | 0 | 0 | 0 | 0.0 | 3 | 0.0 |
| 12 | Darik Angeli | F | 4 | 0 | 1 | 1 | 1 | 4 | 0 | 0 | 0 | 0 | 0 | 0 | 0 | 0 | 0 | 0 | 0 | 0 | 0 | 0.0 | 3 | 0.0 |
| 34 | * Kevin Klima | C | 4 | 0 | 1 | 1 | -1 | 0 | 0 | 0 | 0 | 0 | 0 | 0 | 0 | 0 | 0 | 0 | 0 | 0 | 0 | 0.0 | 2 | 0.0 |
| 6 | * Kelly Klima | RW | 10 | 0 | 1 | 1 | 2 | 22 | 0 | 0 | 0 | 0 | 0 | 0 | 0 | 0 | 0 | 0 | 0 | 0 | 0 | 0.0 | 7 | 0.0 |
| 31 | * Merrick Madsen | G | 11 | 0 | 1 | 1 | 0 | 0 | 0 | 0 | 0 | 0 | 0 | 0 | 0 | 0 | 0 | 0 | 0 | 0 | 0 | 0.0 | 0 | 0.0 |
| 55 | * Jalen Smereck | D | 16 | 0 | 1 | 1 | -1 | 8 | 0 | 0 | 0 | 0 | 0 | 0 | 0 | 0 | 0 | 0 | 0 | 0 | 0 | 0.0 | 21 | 0.0 |
| 7 | Kevin Ekman-Larsson | D | 28 | 0 | 1 | 1 | -2 | 4 | 0 | 0 | 0 | 0 | 0 | 0 | 0 | 0 | 0 | 0 | 0 | 0 | 0 | 0.0 | 14 | 0.0 |
| 22 | Travis Howe | RW | 1 | 0 | 0 | 0 | 0 | 7 | 0 | 0 | 0 | 0 | 0 | 0 | 0 | 0 | 0 | 0 | 0 | 0 | 0 | 0.0 | 0 | 0.0 |
| 47 | Daniel Maggio | F | 1 | 0 | 0 | 0 | -1 | 0 | 0 | 0 | 0 | 0 | 0 | 0 | 0 | 0 | 0 | 0 | 0 | 0 | 0 | 0.0 | 0 | 0.0 |
| 11 | Christian Dvorak | C | 2 | 0 | 0 | 0 | 0 | 0 | 0 | 0 | 0 | 0 | 0 | 0 | 0 | 0 | 0 | 0 | 0 | 0 | 0 | 0.0 | 6 | 0.0 |
| 30 | Calvin Pickard | G | 4 | 0 | 0 | 0 | 0 | 0 | 0 | 0 | 0 | 0 | 0 | 0 | 0 | 0 | 0 | 0 | 0 | 0 | 0 | 0.0 | 0 | 0.0 |
| 35 | Hunter Miska | G | 25 | 0 | 0 | 0 | 0 | 0 | 0 | 0 | 0 | 0 | 0 | 0 | 0 | 0 | 0 | 0 | 0 | 0 | 0 | 0.0 | 0 | 0.0 |
| | BENCH | | 68 | 1 | | | | 16 | | | | | | | | | | | | | | 0.0 | 1 | |
| | TOTALS | | 68 | 206 | 351 | 556 | 0 | 766 | 54 | 102 | 5 | 1 | 33 | 31 | 18 | 6 | 17 | 6 | 3 | 15 | 1 | 20.0 | 2208 | 9.3 |

----- SHOOTOUTS -----

| # | GOALIE | GP | MIN | W | L | OT | SO | EN | GA | GAA | SOGP | SOW | SOL | GA | ATT | SV% | SA | SVS | SV% |
|----|------------------|----|---------|----|----|----|----|----|-----|------|------|-----|-----|----|-----|------|------|------|------|
| 33 | Adin Hill | 36 | 2042:52 | 16 | 15 | 4 | 2 | 4 | 89 | 2.61 | 2 | 0 | 2 | 3 | 6 | .500 | 945 | 856 | .906 |
| 31 | * Merrick Madsen | 11 | 555:18 | 5 | 3 | 0 | 3 | 1 | 25 | 2.70 | 0 | 0 | 0 | 0 | 0 | --- | 226 | 201 | .889 |
| 35 | Hunter Miska | 25 | 1306:57 | 10 | 8 | 4 | 0 | 2 | 67 | 3.08 | 2 | 1 | 1 | 1 | 8 | .875 | 636 | 569 | .895 |
| 30 | Calvin Pickard | 4 | 190:17 | 3 | 0 | 0 | 0 | 0 | 11 | 3.47 | 0 | 0 | 0 | 0 | 0 | --- | 99 | 88 | .889 |
| | Empty Net | | 39:09 | | | | | | 7 | | | | | | | | 7 | | |
| | Totals | 68 | 4134:33 | 34 | 26 | 8 | 5 | 7 | 199 | 2.89 | 4 | 1 | 3 | 4 | 14 | .714 | 1913 | 1714 | .896 |



2018-19 Team & Individual Statistics

Utica Comets

| # | PLAYER | POS | GP | G | A | PTS | +/- | PIM | PP | PPA | SH | SHA | GW | FG | IG | OT | UA | EN | SOG | SOA | SOGW | SO% | SHOTS | SH% |
|----|--------------------------|-----|----|-----|-----|-----|------|-----|----|-----|----|-----|----|----|----|----|----|----|-----|-----|------|-------|-------|------|
| 24 | Reid Boucher | LW | 56 | 31 | 31 | 62 | -7 | 16 | 9 | 15 | 0 | 2 | 5 | 6 | 1 | 0 | 0 | 1 | 0 | 1 | 0 | 0.0 | 227 | 13.7 |
| 10 | Tanner Kero | C | 67 | 24 | 33 | 57 | -14 | 37 | 11 | 13 | 1 | 0 | 2 | 4 | 1 | 0 | 0 | 1 | 0 | 1 | 0 | 0.0 | 130 | 18.5 |
| 15 | Zack MacEwen | RW | 69 | 22 | 30 | 52 | -21 | 75 | 8 | 11 | 0 | 1 | 1 | 4 | 1 | 0 | 1 | 2 | 0 | 1 | 0 | 0.0 | 176 | 12.5 |
| 16 | Brendan Gaunce | LW | 60 | 16 | 22 | 38 | -2 | 54 | 1 | 8 | 3 | 1 | 3 | 2 | 3 | 0 | 2 | 2 | 0 | 1 | 0 | 0.0 | 174 | 9.2 |
| 2 | Evan McEneny | D | 58 | 8 | 23 | 31 | -17 | 39 | 4 | 10 | 0 | 2 | 2 | 2 | 0 | 0 | 0 | 0 | 0 | 1 | 0 | 0.0 | 112 | 7.1 |
| 5 | * Jonathan Dahlen | LW | 50 | 14 | 15 | 29 | -13 | 10 | 8 | 9 | 0 | 0 | 1 | 3 | 0 | 0 | 0 | 0 | 2 | 3 | 1 | 66.7 | 103 | 13.6 |
| 9 | * Lukas Jasek | RW | 63 | 9 | 20 | 29 | -2 | 24 | 2 | 4 | 0 | 0 | 1 | 1 | 1 | 0 | 1 | 1 | 2 | 2 | 1 | 100.0 | 102 | 8.8 |
| 11 | Cam Darcy | C | 68 | 10 | 13 | 23 | -14 | 49 | 1 | 2 | 0 | 1 | 4 | 2 | 1 | 2 | 3 | 1 | 0 | 0 | 0 | 0.0 | 90 | 11.1 |
| 20 | Tom Pyatt | LW | 36 | 6 | 13 | 19 | -10 | 6 | 1 | 4 | 1 | 1 | 1 | 3 | 1 | 0 | 0 | 0 | 0 | 1 | 0 | 0.0 | 69 | 8.7 |
| 64 | Jesse Graham | D | 52 | 4 | 14 | 18 | -20 | 32 | 2 | 7 | 0 | 0 | 1 | 0 | 0 | 0 | 0 | 0 | 0 | 0 | 0 | 0.0 | 67 | 6.0 |
| 21 | Brendan Woods | C | 53 | 7 | 10 | 17 | -7 | 103 | 1 | 0 | 0 | 0 | 1 | 1 | 0 | 0 | 0 | 0 | 0 | 0 | 0 | 0.0 | 87 | 8.0 |
| 58 | Michael Carcone | LW | 20 | 6 | 11 | 17 | -2 | 6 | 2 | 7 | 1 | 0 | 0 | 1 | 1 | 0 | 0 | 0 | 1 | 2 | 0 | 50.0 | 46 | 13.0 |
| 13 | * Kole Lind | RW | 51 | 5 | 12 | 17 | -10 | 20 | 0 | 3 | 0 | 0 | 1 | 1 | 0 | 0 | 1 | 0 | 1 | 1 | 1 | 100.0 | 64 | 7.8 |
| 25 | Darren Archibald | LW | 23 | 11 | 5 | 16 | 3 | 19 | 5 | 1 | 0 | 0 | 2 | 2 | 1 | 1 | 2 | 3 | 0 | 0 | 0 | 0.0 | 70 | 15.7 |
| 34 | Carter Bankcs | RW | 69 | 4 | 11 | 15 | -8 | 47 | 0 | 0 | 1 | 2 | 0 | 0 | 2 | 0 | 0 | 0 | 0 | 1 | 0 | 0.0 | 65 | 6.2 |
| 23 | Luke Schenn (total) | D | 29 | 3 | 12 | 15 | 11 | 13 | 1 | 4 | 0 | 0 | 0 | 0 | 0 | 0 | 0 | 0 | 0 | 0 | 0 | 0.0 | 59 | 5.1 |
| | SD | D | 22 | 2 | 8 | 10 | 8 | 9 | 0 | 1 | 0 | 0 | 0 | 0 | 0 | 0 | 0 | 0 | 0 | 0 | 0 | 0.0 | 41 | 4.9 |
| | UTI | D | 7 | 1 | 4 | 5 | 3 | 4 | 1 | 3 | 0 | 0 | 0 | 0 | 0 | 0 | 0 | 0 | 0 | 0 | 0 | 0.0 | 18 | 5.6 |
| 26 | Jaime Sifers | D | 70 | 4 | 10 | 14 | 5 | 51 | 0 | 0 | 1 | 0 | 2 | 0 | 0 | 0 | 1 | 0 | 0 | 1 | 0 | 0.0 | 82 | 4.9 |
| 48 | * Olli Juolevi | D | 18 | 1 | 12 | 13 | -12 | 2 | 1 | 7 | 0 | 0 | 0 | 0 | 0 | 0 | 0 | 0 | 0 | 0 | 0 | 0.0 | 34 | 2.9 |
| 3 | Stefan LeBlanc (total) | D | 42 | 0 | 13 | 13 | -4 | 24 | 0 | 1 | 0 | 1 | 0 | 0 | 0 | 0 | 0 | 0 | 0 | 0 | 0 | 0.0 | 26 | 0.0 |
| | TOR | D | 17 | 0 | 7 | 7 | 2 | 8 | 0 | 1 | 0 | 0 | 0 | 0 | 0 | 0 | 0 | 0 | 0 | 0 | 0 | 0.0 | 11 | 0.0 |
| | UTI | D | 25 | 0 | 6 | 6 | -6 | 16 | 0 | 0 | 0 | 1 | 0 | 0 | 0 | 0 | 0 | 0 | 0 | 0 | 0 | 0.0 | 15 | 0.0 |
| 18 | Vincent Arseneau | LW | 38 | 9 | 2 | 11 | 2 | 49 | 0 | 0 | 0 | 0 | 1 | 2 | 1 | 0 | 0 | 0 | 0 | 0 | 0 | 0.0 | 47 | 19.1 |
| 17 | * Adam Gaudette | F | 14 | 5 | 6 | 11 | 1 | 12 | 1 | 2 | 0 | 0 | 0 | 0 | 1 | 0 | 0 | 0 | 1 | 1 | 0 | 100.0 | 39 | 12.8 |
| 55 | Guillaume Brisebois | D | 49 | 3 | 8 | 11 | 4 | 22 | 0 | 1 | 0 | 1 | 2 | 0 | 0 | 0 | 0 | 0 | 0 | 0 | 0 | 0.0 | 60 | 5.0 |
| 19 | * Tanner MacMaster | LW | 29 | 2 | 9 | 11 | -10 | 20 | 0 | 3 | 0 | 0 | 0 | 0 | 1 | 0 | 1 | 0 | 0 | 0 | 0 | 0.0 | 31 | 6.5 |
| 36 | Wacey Hamilton | C | 23 | 1 | 10 | 11 | 1 | 33 | 0 | 0 | 1 | 1 | 0 | 0 | 0 | 0 | 0 | 0 | 0 | 0 | 0 | 0.0 | 26 | 3.8 |
| 22 | * Jonah Gadjovich | F | 43 | 4 | 6 | 10 | -7 | 32 | 0 | 1 | 0 | 0 | 1 | 3 | 0 | 0 | 0 | 0 | 0 | 0 | 0 | 0.0 | 42 | 9.5 |
| 6 | Ashton Sautner | D | 31 | 3 | 5 | 8 | 4 | 22 | 1 | 0 | 0 | 0 | 0 | 0 | 0 | 0 | 0 | 0 | 0 | 0 | 0 | 0.0 | 31 | 9.7 |
| 8 | Dylan Blujus | D | 43 | 1 | 7 | 8 | 12 | 41 | 0 | 1 | 0 | 0 | 0 | 0 | 0 | 0 | 0 | 0 | 0 | 0 | 0 | 0.0 | 52 | 1.9 |
| 5 | Jalen Chatfield | D | 34 | 0 | 6 | 6 | -13 | 15 | 0 | 0 | 0 | 0 | 0 | 0 | 0 | 0 | 0 | 0 | 0 | 0 | 0 | 0.0 | 39 | 0.0 |
| 27 | Tony Cameranesi | C | 19 | 1 | 3 | 4 | -7 | 2 | 0 | 0 | 0 | 0 | 0 | 0 | 0 | 0 | 0 | 0 | 0 | 0 | 0 | 0.0 | 20 | 5.0 |
| 39 | Colton Saucerman | D | 24 | 1 | 3 | 4 | 9 | 19 | 0 | 0 | 0 | 0 | 0 | 1 | 0 | 0 | 0 | 0 | 0 | 0 | 0 | 0.0 | 23 | 4.3 |
| 19 | * Seamus Malone | F | 6 | 3 | 0 | 3 | -1 | 0 | 1 | 0 | 0 | 0 | 0 | 1 | 0 | 0 | 0 | 1 | 1 | 0 | 0 | 100.0 | 10 | 30.0 |
| 14 | Reid Gardiner | RW | 21 | 2 | 1 | 3 | -4 | 10 | 0 | 0 | 0 | 0 | 0 | 0 | 0 | 0 | 1 | 0 | 0 | 1 | 0 | 0.0 | 27 | 7.4 |
| 28 | Kyle Thomas | RW | 6 | 1 | 1 | 2 | 0 | 2 | 0 | 0 | 0 | 0 | 0 | 0 | 0 | 0 | 0 | 0 | 0 | 0 | 0 | 0.0 | 7 | 14.3 |
| 7 | Brandon Anselmini | D | 10 | 1 | 1 | 2 | -1 | 11 | 0 | 0 | 0 | 0 | 0 | 0 | 0 | 0 | 0 | 0 | 0 | 0 | 0 | 0.0 | 17 | 5.9 |
| 38 | Matt Petgrave | D | 12 | 1 | 1 | 2 | -3 | 4 | 1 | 0 | 0 | 0 | 0 | 0 | 0 | 0 | 0 | 0 | 0 | 0 | 0 | 0.0 | 19 | 5.3 |
| 3 | Alex Biega | D | 3 | 0 | 2 | 2 | -5 | 0 | 0 | 2 | 0 | 0 | 0 | 0 | 0 | 0 | 0 | 0 | 0 | 0 | 0 | 0.0 | 11 | 0.0 |
| 38 | * Craig Wyszomirski | D | 3 | 0 | 1 | 1 | 3 | 0 | 0 | 0 | 0 | 0 | 0 | 0 | 0 | 0 | 0 | 0 | 0 | 0 | 0 | 0.0 | 1 | 0.0 |
| 40 | * Aaron Thow | D | 6 | 0 | 1 | 1 | 0 | 4 | 0 | 0 | 0 | 0 | 0 | 0 | 0 | 0 | 0 | 0 | 0 | 0 | 0 | 0.0 | 8 | 0.0 |
| 4 | * Jagger Dirk | D | 9 | 0 | 1 | 1 | 2 | 0 | 0 | 0 | 0 | 0 | 0 | 0 | 0 | 0 | 0 | 0 | 0 | 0 | 0 | 0.0 | 4 | 0.0 |
| 52 | * Petrus Palmu | F | 12 | 0 | 1 | 1 | -3 | 2 | 0 | 0 | 0 | 0 | 0 | 0 | 0 | 0 | 0 | 0 | 0 | 0 | 0 | 0.0 | 13 | 0.0 |
| 49 | Michael Leighton (total) | G | 22 | 0 | 1 | 1 | 0 | 4 | 0 | 0 | 0 | 0 | 0 | 0 | 0 | 0 | 0 | 0 | 0 | 0 | 0 | 0.0 | 0 | 0.0 |
| | ONT | G | 3 | 0 | 0 | 0 | 0 | 0 | 0 | 0 | 0 | 0 | 0 | 0 | 0 | 0 | 0 | 0 | 0 | 0 | 0 | 0.0 | 0 | 0.0 |
| | UTI | G | 19 | 0 | 1 | 1 | 0 | 4 | 0 | 0 | 0 | 0 | 0 | 0 | 0 | 0 | 0 | 0 | 0 | 0 | 0 | 0.0 | 0 | 0.0 |
| 42 | * Derek Pratt | D | 1 | 0 | 0 | 0 | 0 | 0 | 0 | 0 | 0 | 0 | 0 | 0 | 0 | 0 | 0 | 0 | 0 | 0 | 0 | 0.0 | 0 | 0.0 |
| 35 | Ty Reichenbach | G | 1 | 0 | 0 | 0 | 0 | 0 | 0 | 0 | 0 | 0 | 0 | 0 | 0 | 0 | 0 | 0 | 0 | 0 | 0 | 0.0 | 0 | 0.0 |
| 41 | * Mitchell Vanderlaan | F | 2 | 0 | 0 | 0 | 0 | 0 | 0 | 0 | 0 | 0 | 0 | 0 | 0 | 0 | 0 | 0 | 0 | 0 | 0 | 0.0 | 0 | 0.0 |
| 33 | * Connor LaCouvee | G | 3 | 0 | 0 | 0 | 0 | 0 | 0 | 0 | 0 | 0 | 0 | 0 | 0 | 0 | 0 | 0 | 0 | 0 | 0 | 0.0 | 0 | 0.0 |
| 37 | Dyson Stevenson | RW | 3 | 0 | 0 | 0 | 0 | 5 | 0 | 0 | 0 | 0 | 0 | 0 | 0 | 0 | 0 | 0 | 0 | 0 | 0 | 0.0 | 2 | 0.0 |
| 12 | * Alex Kile | LW | 4 | 0 | 0 | 0 | -3 | 0 | 0 | 0 | 0 | 0 | 0 | 0 | 0 | 0 | 0 | 0 | 0 | 0 | 0 | 0.0 | 0 | 0.0 |
| 19 | * Mike Szmatala (total) | F | 5 | 0 | 0 | 0 | 0 | 0 | 0 | 0 | 0 | 0 | 0 | 0 | 0 | 0 | 0 | 0 | 0 | 0 | 0 | 0.0 | 3 | 0.0 |
| | STK | F | 2 | 0 | 0 | 0 | -1 | 0 | 0 | 0 | 0 | 0 | 0 | 0 | 0 | 0 | 0 | 0 | 0 | 0 | 0 | 0.0 | 1 | 0.0 |
| | UTI | F | 3 | 0 | 0 | 0 | 1 | 0 | 0 | 0 | 0 | 0 | 0 | 0 | 0 | 0 | 0 | 0 | 0 | 0 | 0 | 0.0 | 2 | 0.0 |
| 29 | * Cliff Watson | D | 5 | 0 | 0 | 0 | -4 | 0 | 0 | 0 | 0 | 0 | 0 | 0 | 0 | 0 | 0 | 0 | 0 | 0 | 0 | 0.0 | 1 | 0.0 |
| 32 | Richard Bachman | G | 9 | 0 | 0 | 0 | 0 | 0 | 0 | 0 | 0 | 0 | 0 | 0 | 0 | 0 | 0 | 0 | 0 | 0 | 0 | 0.0 | 0 | 0.0 |
| 30 | Thatcher Demko | G | 16 | 0 | 0 | 0 | 0 | 2 | 0 | 0 | 0 | 0 | 0 | 0 | 0 | 0 | 0 | 0 | 0 | 0 | 0 | 0.0 | 0 | 0.0 |
| 31 | Ivan Kulbakov | G | 25 | 0 | 0 | 0 | 0 | 0 | 0 | 0 | 0 | 0 | 0 | 0 | 0 | 0 | 0 | 0 | 0 | 0 | 0 | 0.0 | 0 | 0.0 |
| 33 | Marek Mazanec (total) | G | 30 | 0 | 0 | 0 | 0 | 0 | 0 | 0 | 0 | 0 | 0 | 0 | 0 | 0 | 0 | 0 | 0 | 0 | 0 | 0.0 | 0 | 0.0 |
| | HFD | G | 20 | 0 | 0 | 0 | 0 | 0 | 0 | 0 | 0 | 0 | 0 | 0 | 0 | 0 | 0 | 0 | 0 | 0 | 0 | 0.0 | 0 | 0.0 |
| | UTI | G | 10 | 0 | 0 | 0 | 0 | 0 | 0 | 0 | 0 | 0 | 0 | 0 | 0 | 0 | 0 | 0 | 0 | 0 | 0 | 0.0 | 0 | 0.0 |
| | BENCH | | 76 | 3 | | | | 16 | | | | | | | | | | | | | | 0.0 | 3 | |
| | TOTALS | | 76 | 224 | 371 | 592 | -176 | 937 | 61 | 114 | 9 | 13 | 31 | 37 | 18 | 4 | 13 | 11 | 8 | 19 | 3 | 42.1 | 2266 | 9.8 |

----- SHOOTOUTS -----

| # | GOALIE | GP | MIN | W | L | OT | SO | EN | GA | GAA | SOGP | SOW | SOL | GA | ATT | SV% | SA | SVS | SV% |
|----|--------------------------|----|---------|----|----|----|----|----|----|------|------|-----|-----|----|-----|------|-----|-----|------|
| 30 | Thatcher Demko | 16 | 859:36 | 8 | 5 | 1 | 0 | 4 | 37 | 2.58 | 0 | 0 | 0 | 0 | 0 | --- | 416 | 379 | .911 |
| 33 | * Connor LaCouvee | 3 | 146:24 | 0 | 1 | 0 | 0 | 2 | 7 | 2.87 | 0 | 0 | 0 | 0 | 0 | --- | 57 | 50 | .877 |
| 49 | Michael Leighton (total) | 22 | 1226:55 | 9 | 10 | 1 | 0 | 8 | 60 | 2.93 | 1 | 1 | 0 | 1 | 5 | .800 | 569 | 509 | .895 |
| | ONT | 3 | 161:32 | 1 | 1 | 0 | 0 | 1 | 12 | 4.46 | 0 | 0 | 0 | 0 | 0 | --- | 85 | 73 | .859 |
| | UTI | 19 | 1065:23 | 8 | 9 | 1 | 0 | 7 | 48 | 2.70 | 1 | 1 | 0 | 1 | 5 | .800 | 484 | 436 | .901 |
| 33 | Marek Mazanec (total) | 30 | 1657:13 | 10 | 13 | 4 | 1 | 9 | 83 | 3.01 | 4 | 1 | 3 | 5 | 14 | .643 | 794 | 711 | .895 |
| | HFD | 20 | 1154:58 | 7 | 8 | 4 | 0 | 7 | 58 | 3.01 | 3 | 0 | 3 | 4 | 11 | .636 | 596 | 538 | .903 |
| | UTI | 10 | 502:15 | 3 | 5 | 0 | 1 | 2 | 25 | 2.99 | 1 | 1 | 0 | 1 | 3 | .667 | 198 | 173 | .874 |
| | | | | | | | | | | | | | | | | | | | |

2018-19 Team & Individual Statistics

Wilkes-Barre/Scranton Penguins

| # | PLAYER | POS | GP | G | A | PTS | +/- | PIM | PP | PPA | SH | SHA | GW | FG | IG | OT | UA | EN | SOG | SOA | SOGW | SO% | SHOTS | SH% |
|----|--------------------------|-----|----|-----|-----|-----|-----|------|----|-----|----|-----|----|----|----|----|----|----|-----|-----|------|-------|-------|------|
| 6 | Ethan Prow | D | 74 | 18 | 32 | 50 | 26 | 22 | 9 | 12 | 0 | 1 | 3 | 1 | 0 | 1 | 0 | 0 | 0 | 2 | 0 | 0.0 | 185 | 9.7 |
| 18 | * Sam Lafferty | C | 70 | 13 | 36 | 49 | 1 | 94 | 3 | 17 | 1 | 0 | 1 | 2 | 3 | 0 | 0 | 0 | 0 | 2 | 0 | 0.0 | 166 | 7.8 |
| 39 | Ryan Haggerty | RW | 68 | 23 | 21 | 44 | 7 | 44 | 4 | 5 | 0 | 0 | 5 | 4 | 2 | 1 | 2 | 1 | 0 | 1 | 0 | 0.0 | 201 | 11.4 |
| 47 | Adam Johnson | LW | 67 | 18 | 25 | 43 | -5 | 27 | 5 | 9 | 0 | 1 | 4 | 1 | 2 | 2 | 1 | 1 | 1 | 4 | 0 | 25.0 | 179 | 10.1 |
| 14 | Joseph Blandisi (total) | C | 54 | 17 | 26 | 43 | 5 | 100 | 4 | 5 | 1 | 2 | 3 | 5 | 0 | 0 | 2 | 2 | 0 | 0 | 0 | 0.0 | 110 | 15.5 |
| | SD | C | 27 | 8 | 15 | 23 | 9 | 42 | 1 | 2 | 1 | 1 | 3 | 1 | 0 | 0 | 1 | 2 | 0 | 0 | 0 | 0.0 | 57 | 14.0 |
| | WBS | C | 27 | 9 | 11 | 20 | -4 | 58 | 3 | 3 | 0 | 1 | 0 | 4 | 0 | 0 | 1 | 0 | 0 | 0 | 0 | 0.0 | 53 | 17.0 |
| 23 | Teddy Blueger | C | 45 | 21 | 18 | 39 | 20 | 18 | 6 | 3 | 1 | 0 | 1 | 0 | 4 | 1 | 1 | 3 | 0 | 1 | 0 | 0.0 | 123 | 17.1 |
| 37 | * Sam Miletic | LW | 49 | 12 | 23 | 35 | 14 | 14 | 1 | 7 | 1 | 0 | 2 | 1 | 2 | 1 | 0 | 0 | 0 | 2 | 0 | 0.0 | 97 | 12.4 |
| 11 | Jimmy Hayes | RW | 72 | 15 | 15 | 30 | -1 | 25 | 2 | 2 | 0 | 0 | 2 | 1 | 2 | 0 | 1 | 1 | 0 | 3 | 0 | 0.0 | 129 | 11.6 |
| 17 | * Anthony Angello | RW | 65 | 16 | 13 | 29 | 17 | 53 | 3 | 1 | 1 | 1 | 0 | 3 | 4 | 0 | 0 | 0 | 0 | 0 | 0 | 0.0 | 128 | 12.5 |
| 9 | Jean-Sebastien Dea | C | 26 | 6 | 16 | 22 | -6 | 40 | 3 | 8 | 0 | 0 | 1 | 1 | 0 | 0 | 0 | 0 | 0 | 1 | 0 | 0.0 | 71 | 8.5 |
| 20 | Jarrett Burton | C | 66 | 6 | 15 | 21 | 4 | 51 | 0 | 4 | 0 | 0 | 0 | 2 | 0 | 0 | 0 | 0 | 0 | 0 | 0 | 0.0 | 84 | 7.1 |
| 7 | Kevin Czuczman | D | 65 | 4 | 17 | 21 | 8 | 60 | 1 | 6 | 0 | 1 | 1 | 0 | 0 | 1 | 0 | 0 | 0 | 0 | 0 | 0.0 | 110 | 3.6 |
| 28 | Ben Sexton (total) | RW | 43 | 7 | 12 | 19 | -8 | 47 | 0 | 4 | 0 | 1 | 1 | 2 | 0 | 0 | 0 | 1 | 2 | 2 | 1 | 100.0 | 66 | 10.6 |
| | BEL | RW | 17 | 0 | 9 | 9 | 1 | 16 | 0 | 3 | 0 | 1 | 0 | 0 | 0 | 0 | 0 | 0 | 0 | 0 | 0 | 0.0 | 29 | 0.0 |
| | WBS | RW | 26 | 7 | 3 | 10 | -9 | 31 | 0 | 1 | 0 | 0 | 1 | 2 | 0 | 0 | 0 | 1 | 2 | 2 | 1 | 1.0 | 37 | 18.9 |
| 19 | Garrett Wilson | LW | 18 | 8 | 10 | 18 | 0 | 69 | 5 | 3 | 0 | 1 | 2 | 1 | 0 | 0 | 2 | 0 | 0 | 0 | 0 | 0.0 | 37 | 21.6 |
| 22 | Joseph Cramarossa | LW | 56 | 4 | 12 | 16 | -6 | 116 | 0 | 0 | 0 | 0 | 1 | 1 | 0 | 0 | 0 | 0 | 3 | 4 | 2 | 75.0 | 63 | 6.3 |
| 55 | Chris Summers | D | 59 | 3 | 13 | 16 | -2 | 54 | 0 | 0 | 0 | 2 | 1 | 1 | 0 | 0 | 0 | 0 | 0 | 0 | 0 | 0.0 | 82 | 3.7 |
| 16 | Thomas Di Pauli | C | 29 | 7 | 8 | 15 | 6 | 32 | 0 | 0 | 0 | 1 | 1 | 3 | 0 | 0 | 1 | 0 | 1 | 2 | 1 | 50.0 | 75 | 9.3 |
| 36 | * Linus Olund | C | 61 | 6 | 9 | 15 | 3 | 8 | 0 | 1 | 1 | 0 | 2 | 1 | 0 | 0 | 1 | 0 | 0 | 1 | 0 | 0.0 | 41 | 14.6 |
| 25 | Chris Wideman (total) | D | 19 | 3 | 12 | 15 | -4 | 19 | 1 | 7 | 0 | 0 | 1 | 0 | 0 | 0 | 1 | 0 | 0 | 1 | 0 | 0.0 | 48 | 6.3 |
| | SPR | D | 16 | 3 | 10 | 13 | -2 | 12 | 1 | 7 | 0 | 0 | 1 | 0 | 0 | 0 | 1 | 0 | 0 | 1 | 0 | 0.0 | 39 | 7.7 |
| | WBS | D | 3 | 0 | 2 | 2 | -2 | 7 | 0 | 0 | 0 | 0 | 0 | 0 | 0 | 0 | 0 | 0 | 0 | 0 | 0 | 0.0 | 9 | 0.0 |
| 42 | * Matt Abt | D | 63 | 0 | 12 | 12 | 7 | 55 | 0 | 0 | 0 | 1 | 0 | 0 | 0 | 0 | 0 | 0 | 0 | 0 | 0 | 0.0 | 91 | 0.0 |
| 12 | Zach Aston-Reese | RW | 11 | 6 | 3 | 9 | 3 | 18 | 2 | 2 | 1 | 0 | 0 | 1 | 0 | 0 | 1 | 0 | 1 | 2 | 1 | 50.0 | 41 | 14.6 |
| 2 | Jeff Taylor | D | 42 | 2 | 6 | 8 | 0 | 33 | 0 | 0 | 0 | 0 | 0 | 0 | 0 | 0 | 0 | 0 | 0 | 0 | 0 | 0.0 | 52 | 3.8 |
| 21 | Stefan Elliott | D | 20 | 1 | 7 | 8 | 4 | 4 | 0 | 3 | 0 | 0 | 0 | 0 | 0 | 0 | 0 | 0 | 0 | 0 | 0 | 0.0 | 41 | 2.4 |
| 8 | Will O'Neill | D | 28 | 0 | 8 | 8 | -6 | 49 | 0 | 3 | 0 | 0 | 0 | 0 | 0 | 0 | 0 | 0 | 0 | 0 | 0 | 0.0 | 41 | 0.0 |
| 9 | * Jake Lucchini | LW | 15 | 6 | 1 | 7 | -1 | 2 | 2 | 0 | 0 | 0 | 1 | 3 | 1 | 0 | 0 | 0 | 0 | 0 | 0 | 0.0 | 27 | 22.2 |
| 21 | * Ryan Scarfo (total) | C | 31 | 1 | 6 | 7 | 3 | 16 | 0 | 0 | 0 | 0 | 0 | 1 | 0 | 0 | 0 | 0 | 0 | 0 | 0 | 0.0 | 30 | 3.3 |
| | BEL | C | 6 | 0 | 0 | 0 | -2 | 2 | 0 | 0 | 0 | 0 | 0 | 0 | 0 | 0 | 0 | 0 | 0 | 0 | 0 | 0.0 | 3 | 0.0 |
| | WBS | C | 25 | 1 | 6 | 7 | 5 | 14 | 0 | 0 | 0 | 0 | 0 | 1 | 0 | 0 | 0 | 0 | 0 | 0 | 0 | 0.0 | 27 | 3.7 |
| 25 | Tobias Lindberg | RW | 15 | 2 | 4 | 6 | 5 | 10 | 0 | 0 | 0 | 0 | 0 | 0 | 0 | 0 | 0 | 0 | 0 | 0 | 0 | 0.0 | 11 | 18.2 |
| 44 | * Cameron Brown | C | 30 | 1 | 5 | 6 | 1 | 12 | 0 | 0 | 0 | 0 | 0 | 0 | 0 | 0 | 0 | 0 | 0 | 0 | 0 | 0.0 | 26 | 3.8 |
| 14 | Chad Ruhwedel | D | 5 | 1 | 4 | 5 | 8 | 2 | 0 | 1 | 0 | 0 | 0 | 0 | 0 | 0 | 1 | 1 | 0 | 0 | 0 | 0.0 | 7 | 14.3 |
| 4 | Zach Trotman | D | 24 | 1 | 4 | 5 | -2 | 39 | 0 | 0 | 0 | 0 | 0 | 0 | 0 | 0 | 0 | 0 | 0 | 0 | 0 | 0.0 | 50 | 2.0 |
| 35 | Tristan Jarry | G | 47 | 1 | 4 | 5 | 0 | 2 | 0 | 1 | 0 | 0 | 0 | 0 | 0 | 0 | 1 | 1 | 0 | 0 | 0 | 0.0 | 2 | 50.0 |
| 3 | Tim Erixon | D | 28 | 0 | 5 | 5 | 6 | 18 | 0 | 1 | 0 | 1 | 0 | 0 | 0 | 0 | 0 | 0 | 0 | 0 | 0 | 0.0 | 34 | 0.0 |
| 38 | Derek Grant | C | 5 | 3 | 1 | 4 | 5 | 6 | 0 | 0 | 0 | 0 | 1 | 0 | 1 | 0 | 0 | 0 | 0 | 0 | 0 | 0.0 | 10 | 30.0 |
| 24 | Macey Erkamps | D | 24 | 0 | 4 | 4 | -3 | 39 | 0 | 0 | 0 | 0 | 0 | 0 | 0 | 0 | 0 | 0 | 0 | 0 | 0 | 0.0 | 20 | 0.0 |
| 10 | * Troy Josephs | C | 11 | 0 | 3 | 3 | 1 | 2 | 0 | 0 | 0 | 0 | 0 | 0 | 0 | 0 | 0 | 0 | 0 | 0 | 0 | 0.0 | 9 | 0.0 |
| 32 | * Cedric Lacroix | LW | 1 | 2 | 0 | 2 | 1 | 2 | 0 | 0 | 0 | 0 | 0 | 0 | 0 | 0 | 0 | 0 | 0 | 0 | 0 | 0.0 | 3 | 66.7 |
| 12 | * Brandon Hawkins | RW | 5 | 2 | 0 | 2 | -2 | 2 | 0 | 0 | 0 | 0 | 0 | 0 | 0 | 0 | 0 | 1 | 0 | 0 | 0 | 0.0 | 14 | 14.3 |
| 10 | * Jon Lizotte | D | 3 | 1 | 1 | 2 | -1 | 0 | 0 | 0 | 0 | 0 | 0 | 0 | 0 | 0 | 0 | 0 | 0 | 0 | 0 | 0.0 | 5 | 20.0 |
| 34 | * Chase Berger | C | 6 | 1 | 1 | 2 | 3 | 0 | 0 | 0 | 0 | 0 | 1 | 0 | 0 | 0 | 0 | 0 | 0 | 0 | 0 | 0.0 | 9 | 11.1 |
| 49 | Blake Siebenaler (total) | D | 18 | 1 | 1 | 2 | -9 | 6 | 0 | 0 | 0 | 0 | 0 | 0 | 0 | 0 | 0 | 0 | 0 | 0 | 0 | 0.0 | 24 | 4.2 |
| | CLE | D | 17 | 1 | 1 | 2 | -11 | 6 | 0 | 0 | 0 | 0 | 0 | 0 | 0 | 0 | 0 | 0 | 0 | 0 | 0 | 0.0 | 22 | 4.5 |
| | WBS | D | 1 | 0 | 0 | 0 | 2 | 0 | 0 | 0 | 0 | 0 | 0 | 0 | 0 | 0 | 0 | 0 | 0 | 0 | 0 | 0.0 | 2 | 0.0 |
| 43 | * Calen Addison | D | 3 | 0 | 2 | 2 | 0 | 0 | 0 | 1 | 0 | 0 | 0 | 0 | 0 | 0 | 0 | 0 | 0 | 0 | 0 | 0.0 | 4 | 0.0 |
| 50 | Juuso Riihola | D | 5 | 0 | 2 | 2 | 1 | 0 | 0 | 1 | 0 | 0 | 0 | 0 | 0 | 0 | 0 | 0 | 0 | 0 | 0 | 0.0 | 9 | 0.0 |
| 45 | Yushiroh Hirano | RW | 1 | 0 | 1 | 1 | 1 | 2 | 0 | 0 | 0 | 0 | 0 | 0 | 0 | 0 | 0 | 0 | 0 | 0 | 0 | 0.0 | 1 | 0.0 |
| 8 | * Michael Kim | D | 2 | 0 | 1 | 1 | -1 | 0 | 0 | 0 | 0 | 0 | 0 | 0 | 0 | 0 | 0 | 0 | 0 | 0 | 0 | 0.0 | 5 | 0.0 |
| 26 | * Christopher Brown | C | 3 | 0 | 1 | 1 | -2 | 0 | 0 | 0 | 0 | 0 | 0 | 0 | 0 | 0 | 0 | 0 | 0 | 0 | 0 | 0.0 | 1 | 0.0 |
| 24 | Ryan Horvat | LW | 6 | 0 | 1 | 1 | -1 | 9 | 0 | 0 | 0 | 0 | 0 | 0 | 0 | 0 | 0 | 0 | 0 | 0 | 0 | 0.0 | 3 | 0.0 |
| 40 | John Muse | G | 10 | 0 | 1 | 1 | 0 | 2 | 0 | 0 | 0 | 0 | 0 | 0 | 0 | 0 | 0 | 0 | 0 | 0 | 0 | 0.0 | 0 | 0.0 |
| 31 | Anthony Peters | G | 19 | 0 | 1 | 1 | 0 | 0 | 0 | 0 | 0 | 0 | 0 | 0 | 0 | 0 | 0 | 0 | 0 | 0 | 0 | 0.0 | 0 | 0.0 |
| 46 | * Dane Birks | D | 1 | 0 | 0 | 0 | 0 | 0 | 0 | 0 | 0 | 0 | 0 | 0 | 0 | 0 | 0 | 0 | 0 | 0 | 0 | 0.0 | 1 | 0.0 |
| 33 | * Alex D'Orio | G | 1 | 0 | 0 | 0 | 0 | 0 | 0 | 0 | 0 | 0 | 0 | 0 | 0 | 0 | 0 | 0 | 0 | 0 | 0 | 0.0 | 0 | 0.0 |
| 26 | Dan Fick | D | 1 | 0 | 0 | 0 | 0 | 2 | 0 | 0 | 0 | 0 | 0 | 0 | 0 | 0 | 0 | 0 | 0 | 0 | 0 | 0.0 | 2 | 0.0 |
| 48 | * Jan Drozg | LW | 2 | 0 | 0 | 0 | -2 | 2 | 0 | 0 | 0 | 0 | 0 | 0 | 0 | 0 | 0 | 0 | 0 | 0 | 0 | 0.0 | 1 | 0.0 |
| 1 | Matt O'Connor | G | 2 | 0 | 0 | 0 | 0 | 0 | 0 | 0 | 0 | 0 | 0 | 0 | 0 | 0 | 0 | 0 | 0 | 0 | 0 | 0.0 | 0 | 0.0 |
| 15 | * Jordy Bellerive | C | 3 | 0 | 0 | 0 | -3 | 0 | 0 | 0 | 0 | 0 | 0 | 0 | 0 | 0 | 0 | 0 | 0 | 0 | 0 | 0.0 | 3 | 0.0 |
| 5 | * Kevin Spinozzi | D | 5 | 0 | 0 | 0 | -1 | 0 | 0 | 0 | 0 | 0 | 0 | 0 | 0 | 0 | 0 | 0 | 0 | 0 | 0 | 0.0 | 8 | 0.0 |
| 10 | * Trevor Yates (total) | C | 6 | 0 | 0 | 0 | -1 | 4 | 0 | 0 | 0 | 0 | 0 | 0 | 0 | 0 | 0 | 0 | 0 | 0 | 0 | 0.0 | 3 | 0.0 |
| | GR | C | 2 | 0 | 0 | 0 | -1 | 4 | 0 | 0 | 0 | 0 | 0 | 0 | 0 | 0 | 0 | 0 | 0 | 0 | 0 | 0.0 | 1 | 0.0 |
| | WBS | C | 4 | 0 | 0 | 0 | 0 | 0 | 0 | 0 | 0 | 0 | 0 | 0 | 0 | 0 | 0 | 0 | 0 | 0 | 0 | 0.0 | 2 | 0.0 |
| 13 | Patrick McGrath | RW | 24 | 0 | 0 | 0 | -2 | 87 | 0 | 0 | 0 | 0 | 0 | 0 | 0 | 0 | 0 | 0 | 0 | 0 | 0 | 0.0 | 8 | 0.0 |
| | BENCH | | 76 | 5 | | | | 12 | | | | | | | | | | | | | | 0.0 | 5 | |
| | TOTALS | | 76 | 232 | 388 | 615 | 97 | 1248 | 49 | 95 | 6 | 11 | 31 | 34 | 21 | 7 | 13 | 10 | 8 | 27 | 5 | 29.6 | 2445 | 9.3 |

----- SHOOTOUTS -----

| # | GOALIE | GP | MIN | W | L | OT | SO | EN | GA | GAA | SOGP | SOW | SOL | GA | ATT | SV% | SA | SVS | SV% |
|----|---------------|----|---------|----|----|----|----|----|----|------|------|-----|-----|----|-----|-----|----|-----|------|
| 1 | Matt O'Connor | 2 | 79:41 | 1 | 0 | 0 | 0 | 0 | 3 | 2.26 | 0 | 0 | 0 | 0 | 0 | --- | 43 | 40 | .930 |
| 35 | Tristan Jarry | 47 | 2792:07 | 23 | 15 | 8 | | | | | | | | | | | | | |



2019 Calder Cup Playoffs

Division Semifinals

Atlantic Division Semifinals – Series “A” (best-of-5)

A1-Charlotte Checkers vs. A4-Providence Bruins

Game 1 – Sat., Apr. 20 – Charlotte 5, PROVIDENCE 4
 Game 2 – Sun., Apr. 21 – PROVIDENCE 4, Charlotte 2
 Game 3 – Wed., Apr. 24 – CHARLOTTE 3, Providence 0
 Game 4 – Fri., Apr. 26 – CHARLOTTE 4, Providence 1
 (Charlotte wins series, 3-1)

Atlantic Division Semifinals – Series “B” (best-of-5)

A2-Bridgeport Sound Tigers vs. A3-Hershey Bears

Game 1 – Fri., Apr. 19 – BRIDGEPORT 3, Hershey 2 (2OT)
 Game 2 – Sat., Apr. 20 – Hershey 2, BRIDGEPORT 0
 Game 3 – Tue., Apr. 23 – HERSHEY 2, Bridgeport 1
 Game 4 – Thu., Apr. 25 – Bridgeport 3, HERSHEY 2 (OT)
 Game 5 – Sat., Apr. 27 – Hershey 3, BRIDGEPORT 2 (OT)
 (Hershey wins series, 3-2)

North Division Semifinals – Series “C” (best-of-5)

N1-Syracuse Crunch vs. N4-Cleveland Monsters

Game 1 – Fri., Apr. 19 – Cleveland 5, SYRACUSE 3
 Game 2 – Sat., Apr. 20 – Cleveland 5, SYRACUSE 1
 Game 3 – Tue., Apr. 23 – Syracuse 2, CLEVELAND 1
 Game 4 – Thu., Apr. 25 – CLEVELAND 3, Syracuse 0
 (Cleveland wins series, 3-1)

North Division Semifinals – Series “D” (best-of-5)

N2-Rochester Americans vs. N3-Toronto Marlies

Game 1 – Fri., Apr. 19 – Toronto 4, ROCHESTER 1
 Game 2 – Sun., Apr. 21 – Toronto 3, ROCHESTER 2 (OT)
 Game 3 – Wed., Apr. 24 – TORONTO 3, Rochester 1
 (Toronto wins series, 3-0)

Central Division Semifinals – Series “E” (best-of-5)

C1-Chicago Wolves vs. C4-Grand Rapids Griffins

Game 1 – Fri., Apr. 19 – Grand Rapids 5, CHICAGO 1
 Game 2 – Sat., Apr. 20 – CHICAGO 3, Grand Rapids 2
 Game 3 – Tue., Apr. 23 – GRAND RAPIDS 6, Chicago 2
 Game 4 – Wed., Apr. 24 – Chicago 5, GRAND RAPIDS 2
 Game 5 – Sun., Apr. 28 – CHICAGO 4, Grand Rapids 2
 (Chicago wins series, 3-2)

Central Division Semifinals – Series “F” (best-of-5)

C2-Milwaukee Admirals vs. C3-Iowa Wild

Game 1 – Sun., Apr. 21 – IOWA 7, Milwaukee 0
 Game 2 – Tue., Apr. 23 – IOWA 6, Milwaukee 1
 Game 3 – Thu., Apr. 25 – MILWAUKEE 3, Iowa 1
 Game 4 – Fri., Apr. 26 – MILWAUKEE 5, Iowa 4 (OT)
 Game 5 – Mon., Apr. 29 – Iowa 2, MILWAUKEE 1
 (Iowa wins series, 3-2)

Pacific Division Semifinals – Series “G” (best-of-5)

P1-Bakersfield Condors vs. P4-Colorado Eagles

Game 1 – Fri., Apr. 19 – Bakersfield 3, COLORADO 2
 Game 2 – Sat., Apr. 20 – COLORADO 4, Bakersfield 1
 Game 3 – Tue., Apr. 23 – BAKERSFIELD 5, Colorado 2
 Game 4 – Sat., Apr. 27 – BAKERSFIELD 5, Colorado 2
 (Bakersfield wins series, 3-1)

Pacific Division Semifinals – Series “H” (best-of-5)

P2-San Jose Barracuda vs. P3-San Diego Gulls

Game 1 – Wed., Apr. 17 – SAN DIEGO 6, San Jose 5 (OT)
 Game 2 – Thu., Apr. 18 – San Jose 5, SAN DIEGO 3
 Game 3 – Mon., Apr. 22 – San Diego 4, SAN JOSE 2
 Game 4 – Wed., Apr. 24 – San Diego 5, SAN JOSE 2
 (San Diego wins series, 3-1)

Division Finals

Atlantic Division Finals – Series “I” (best-of-7)

A1-Charlotte Checkers vs. A3-Hershey Bears

Game 1 – Fri., May 3 – CHARLOTTE 4, Hershey 1
 Game 2 – Sat., May 4 – CHARLOTTE 7, Hershey 3
 Game 3 – Tue., May 7 – Charlotte 3, HERSHEY 1
 Game 4 – Wed., May 8 – Charlotte 5, HERSHEY 2
 (Charlotte wins series, 4-0)

North Division Finals – Series “J” (best-of-7)

N3-Toronto Marlies vs. N4-Cleveland Monsters

Game 1 – Wed., May 1 – TORONTO 5, Cleveland 2
 Game 2 – Fri., May 3 – TORONTO 4, Cleveland 3 (OT)
 Game 3 – Sun., May 5 – Toronto 2, CLEVELAND 0
 Game 4 – Tue., May 7 – Toronto 6, CLEVELAND 2
 (Toronto wins series, 4-0)

Central Division Finals – Series “K” (best-of-7)

C1-Chicago Wolves vs. C3-Iowa Wild

Game 1 – Wed., May 1 – CHICAGO 3, Iowa 2 (OT)
 Game 2 – Thu., May 2 – CHICAGO 4, Iowa 3
 Game 3 – Sun., May 5 – IOWA 2, Chicago 0
 Game 4 – Wed., May 8 – IOWA 2, Chicago 1
 Game 5 – Fri., May 10 – Chicago 7, IOWA 4
 Game 6 – Mon., May 13 – CHICAGO 3, Iowa 1
 (Chicago wins series, 4-2)

Pacific Division Finals – Series “L” (best-of-7)

P1-Bakersfield Condors vs. P3-San Diego Gulls

Game 1 – Fri., May 3 – San Diego 3, BAKERSFIELD 2 (4OT)
 Game 2 – Sat., May 4 – San Diego 4, BAKERSFIELD 1
 Game 3 – Wed., May 8 – Bakersfield 7, SAN DIEGO 6 (OT)
 Game 4 – Fri., May 10 – SAN DIEGO 4, Bakersfield 2
 Game 5 – Sat., May 11 – BAKERSFIELD 2, San Diego 1 (2OT)
 Game 6 – Mon., May 13 – SAN DIEGO 6, Bakersfield 2
 (San Diego wins series, 4-2)

Conference Finals

Eastern Conference Finals – Series “M” (best-of-7)

A1-Charlotte Checkers vs. N3-Toronto Marlies

Game 1 – Fri., May 17 – Toronto 2, CHARLOTTE 1
 Game 2 – Sat., May 18 – CHARLOTTE 5, Toronto 3
 Game 3 – Tue., May 21 – Charlotte 5, TORONTO 1
 Game 4 – Thu., May 23 – TORONTO 4, Charlotte 3 (OT)
 Game 5 – Fri., May 24 – Charlotte 4, TORONTO 1
 Game 6 – Sun., May 26 – CHARLOTTE 4, Toronto 3 (2OT)
 (Charlotte wins series, 4-2)

Western Conference Finals – Series “N” (best-of-7)

C1-Chicago Wolves vs. P3-San Diego Gulls

Game 1 – Fri., May 17 – CHICAGO 5, San Diego 4 (OT)
 Game 2 – Sat., May 18 – San Diego 3, CHICAGO 0
 Game 3 – Wed., May 22 – SAN DIEGO 3, Chicago 2
 Game 4 – Fri., May 24 – Chicago 2, SAN DIEGO 1 (2OT)
 Game 5 – Sat., May 25 – Chicago 5, SAN DIEGO 2
 Game 6 – Mon., May 27 – CHICAGO 3, San Diego 1
 (Chicago wins series, 4-2)

Calder Cup Finals

2019 Calder Cup Finals – Series “O” (best-of-7)

A1-Charlotte Checkers vs. C1-Chicago Wolves

Game 1 – Sat., June 1 – Chicago 4, CHARLOTTE 3 (OT)
 Game 2 – Sun., June 2 – CHARLOTTE 5, Chicago 3
 Game 3 – Wed., June 5 – Charlotte 4, CHICAGO 1
 Game 4 – Thu., June 6 – Charlotte 5, CHICAGO 3
 Game 5 – Sat., June 8 – Charlotte 5, CHICAGO 3
 (Charlotte wins series, 4-1)



Playoff Leading Scorers

| | TEAM | GP | G | A | PTS |
|-------------------|------|----|----|----|-----|
| Andrew Poturalski | CHA | 18 | 12 | 11 | 23 |
| * Morgan Geekie | CHA | 19 | 8 | 10 | 18 |
| Tomas Jurco | CHA | 18 | 7 | 11 | 18 |
| Adam Cracknell | SD | 15 | 7 | 9 | 16 |
| Jeremy Bracco | TOR | 13 | 4 | 12 | 16 |
| Curtis McKenzie | CHI | 21 | 8 | 7 | 15 |
| Aleksi Saarela | CHA | 17 | 7 | 8 | 15 |
| * Cody Glass | CHI | 22 | 7 | 8 | 15 |
| Nicolas Roy | CHA | 19 | 6 | 9 | 15 |
| Tomas Hyka | CHI | 22 | 3 | 12 | 15 |
| * Zach Whitecloud | CHI | 22 | 3 | 12 | 15 |
| Sam Carrick | SD | 16 | 7 | 7 | 14 |
| * Sam Steel | SD | 16 | 6 | 7 | 13 |
| Tye McGinn | CHI | 22 | 6 | 7 | 13 |
| Brad Malone | BAK | 10 | 5 | 8 | 13 |
| * Martin Necas | CHA | 18 | 5 | 8 | 13 |
| T.J. Tynan | CHI | 22 | 2 | 11 | 13 |
| Daniel Carr | CHI | 15 | 5 | 7 | 12 |
| Trevor Carrick | CHA | 16 | 3 | 9 | 12 |
| several tied at | | | | | 11 |

| GOALS | TEAM | GP | G |
|-------------------|------|----|----|
| Andrew Poturalski | CHA | 18 | 12 |
| Gerald Mayhew | IA | 11 | 9 |
| * Morgan Geekie | CHA | 19 | 8 |
| Curtis McKenzie | CHI | 21 | 8 |
| several tied at | | | 7 |

| ASSISTS | TEAM | GP | A |
|-------------------|------|----|----|
| Jeremy Bracco | TOR | 13 | 12 |
| Tomas Hyka | CHI | 22 | 12 |
| * Zach Whitecloud | CHI | 22 | 12 |
| several tied at | | | 11 |

| PENALTY MINUTES | TEAM | GP | PIM |
|-----------------|------|----|-----|
| Curtis McKenzie | CHI | 21 | 51 |
| Trevor Carrick | CHA | 16 | 50 |
| Keegan Kolesar | CHI | 21 | 48 |
| Derek Sheppard | CHA | 6 | 35 |
| * Nic Hague | CHI | 22 | 31 |

| MINOR PENALTIES | TEAM | MIN |
|-----------------|------|-----|
| Trevor Carrick | CHA | 10 |
| Keegan Kolesar | CHI | 9 |
| several tied at | | 8 |

| MAJOR PENALTIES | TEAM | MAJ |
|-----------------|------|-----|
| Trevor Carrick | CHA | 2 |
| Keegan Kolesar | CHI | 2 |
| several tied at | | 1 |

| POWER-PLAY GOALS | TEAM | PPG |
|------------------|------|-----|
| Trevor Moore | TOR | 4 |
| Chris Mueller | TOR | 4 |
| several tied at | | 3 |

| SHORTHANDED GOALS | TEAM | SHG |
|-------------------|------|-----|
| Jayson Megna | HER | 2 |
| Nicolas Roy | CHA | 2 |
| several tied at | | 1 |

| POWER-PLAY ASSISTS | TEAM | PPA |
|--------------------|------|-----|
| Jeremy Bracco | TOR | 9 |
| Sam Anas | IA | 5 |
| * Rasmus Sandin | TOR | 5 |
| Tomas Jurco | CHA | 5 |
| several tied at | | 4 |

| SHORTHANDED ASSISTS | TEAM | SHA |
|---------------------|------|-----|
| Zach Nastasiuk | CHA | 2 |
| several tied at | | 1 |

| POWER-PLAY POINTS | TEAM | PPP |
|-------------------|------|-----|
| Jeremy Bracco | TOR | 9 |
| Tomas Jurco | CHA | 7 |
| * Martin Necas | CHA | 7 |
| Chris Mueller | TOR | 6 |
| Andy Welinski | SD | 6 |

| SHORTHANDED POINTS | TEAM | SHP |
|--------------------|------|-----|
| several tied at | | 2 |

| SHOTS | TEAM | SHOTS |
|-----------------|------|-------|
| Curtis McKenzie | CHI | 60 |
| Sam Carrick | SD | 54 |
| Ben Street | SD | 52 |
| Tomas Hyka | CHI | 50 |
| Keegan Kolesar | CHI | 48 |

| SHOOTING PERCENTAGE | TEAM | G | SHOTS | PCT |
|---------------------|------|----|-------|------|
| * Martin Kaut | COL | 2 | 5 | 40.0 |
| Andrew Poturalski | CHA | 12 | 35 | 34.3 |
| several tied at | | | | 33.3 |

| GAME-WINNING GOALS | TEAM | GWG |
|--------------------|------|-----|
| Daniel Carr | CHI | 3 |
| Tomas Jurco | CHA | 3 |
| Andrew Poturalski | CHA | 3 |
| Keegan Kolesar | CHI | 3 |
| * Cody Glass | CHI | 3 |

| PLUS-MINUS | TEAM | +/- |
|-------------------|------|-----|
| Andrew Poturalski | CHA | +15 |
| Nicolas Roy | CHA | +15 |
| * Morgan Geekie | CHA | +13 |
| Josiah Didier | CHA | +12 |
| Jaycob Megna | SD | +11 |

* indicates rookie



2018-19 Team & Individual Statistics

Attendance Report

| TEAM | TOTAL | GAMES | AVERAGE |
|--------------|----------------|-----------|--------------|
| San Diego | 64,290 | 8 | 8,036 |
| Cleveland | 32,002 | 4 | 8,001 |
| Grand Rapids | 15,400 | 2 | 7,700 |
| Hershey | 28,716 | 4 | 7,179 |
| Charlotte | 64,380 | 9 | 7,153 |
| Bakersfield | 35,117 | 5 | 7,023 |
| Toronto | 39,706 | 6 | 6,618 |
| Rochester | 11,594 | 2 | 5,797 |
| Iowa | 27,505 | 5 | 5,501 |
| Syracuse | 10,613 | 2 | 5,307 |
| Colorado | 10,578 | 2 | 5,289 |
| Bridgeport | 14,636 | 3 | 4,879 |
| Chicago | 54,522 | 12 | 4,544 |
| San Jose | 9,023 | 2 | 4,512 |
| Providence | 8,545 | 2 | 4,273 |
| Milwaukee | 9,096 | 3 | 3,032 |
| TOTAL | 435,723 | 71 | 6,137 |

Playoff Leading Goaltenders (Based on 180 or more minutes)

| | TEAM | GP | MIN | W | L | EN | SO | GA | GAA | SA | SVS | SV% |
|--------------------|------|----|---------|----|---|----|----|----|------|-----|-----|------|
| Dustin Tokarski | CHA | 5 | 275:08 | 5 | 0 | 0 | 0 | 8 | 1.74 | 124 | 116 | .935 |
| Christopher Gibson | BRI | 4 | 283:20 | 2 | 2 | 0 | 0 | 9 | 1.91 | 123 | 114 | .927 |
| Kasimir Kaskisuo | TOR | 12 | 729:57 | 9 | 3 | 1 | 1 | 26 | 2.14 | 356 | 330 | .927 |
| Vitek Vanecek | HER | 4 | 240:32 | 1 | 3 | 1 | 1 | 9 | 2.25 | 139 | 130 | .935 |
| Kevin Boyle | SD | 7 | 373:52 | 3 | 3 | 2 | 1 | 14 | 2.25 | 175 | 161 | .920 |
| Alex Nedeljkovic | CHA | 15 | 897:02 | 10 | 4 | 1 | 1 | 35 | 2.34 | 419 | 384 | .916 |
| Jeff Glass | SD | 11 | 715:05 | 6 | 4 | 2 | 0 | 29 | 2.43 | 328 | 299 | .912 |
| Andrew Hammond | IA | 11 | 683:16 | 5 | 6 | 0 | 2 | 28 | 2.46 | 317 | 289 | .912 |
| Oscar Dansk | CHI | 19 | 1185:53 | 10 | 9 | 8 | 0 | 49 | 2.48 | 550 | 501 | .911 |
| Brad Thiessen | CLE | 8 | 466:54 | 3 | 5 | 3 | 1 | 20 | 2.57 | 205 | 185 | .902 |
| Harri Sateri | GR | 5 | 292:13 | 2 | 3 | 2 | 0 | 13 | 2.67 | 146 | 133 | .911 |
| * Shane Starrett | BAK | 8 | 457:14 | 3 | 3 | 1 | 0 | 22 | 2.89 | 199 | 177 | .889 |
| Eddie Pasquale | SYR | 4 | 227:54 | 1 | 3 | 3 | 0 | 11 | 2.90 | 108 | 97 | .898 |
| * Ilya Samsonov | HER | 5 | 341:41 | 2 | 3 | 1 | 0 | 17 | 2.99 | 165 | 148 | .897 |
| Scott Wedgewood | ROC | 3 | 180:13 | 0 | 3 | 1 | 0 | 9 | 3.00 | 65 | 56 | .862 |

| WINS | TEAM | WINS | LOSSES | TEAM | LOSSES |
|------------------|------|------|------------------|------|--------|
| Alex Nedeljkovic | CHA | 10 | Oscar Dansk | CHI | 9 |
| Oscar Dansk | CHI | 10 | Andrew Hammond | IA | 6 |
| Kasimir Kaskisuo | TOR | 9 | Brad Thiessen | CLE | 5 |
| Jeff Glass | SD | 6 | Alex Nedeljkovic | CHA | 4 |
| several tied at | | 5 | Jeff Glass | SD | 4 |

| MINUTES | TEAM | MIN | SHUTOUTS | TEAM | SHUTOUTS |
|------------------|------|---------|-----------------|------|----------|
| Oscar Dansk | CHI | 1185:53 | Andrew Hammond | IA | 2 |
| Alex Nedeljkovic | CHA | 897:02 | several tied at | | 1 |
| Kasimir Kaskisuo | TOR | 729:57 | | | |
| Jeff Glass | SD | 715:05 | | | |
| Andrew Hammond | IA | 683:16 | | | |

| SAVES | TEAM | SAVES | SAVE PERCENTAGE | TEAM | GA | SAVES | PCT |
|------------------|------|-------|--------------------|------|----|-------|------|
| Oscar Dansk | CHI | 501 | Dustin Tokarski | CHA | 8 | 116 | .935 |
| Alex Nedeljkovic | CHA | 384 | Vitek Vanecek | HER | 9 | 130 | .935 |
| Kasimir Kaskisuo | TOR | 330 | Kasimir Kaskisuo | TOR | 26 | 330 | .927 |
| Jeff Glass | SD | 299 | Christopher Gibson | BRI | 9 | 114 | .927 |
| Andrew Hammond | IA | 289 | * Dan Vladar | PRO | 2 | 25 | .926 |



Playoff Leading Scorers -- Rookies

| | TEAM | GP | G | A | PTS |
|-------------------|------|----|---|----|-----|
| * Morgan Geekie | CHA | 19 | 8 | 10 | 18 |
| * Cody Glass | CHI | 22 | 7 | 8 | 15 |
| * Zach Whitecloud | CHI | 22 | 3 | 12 | 15 |
| * Sam Steel | SD | 16 | 6 | 7 | 13 |
| * Martin Necas | CHA | 18 | 5 | 8 | 13 |
| * Nic Hague | CHI | 22 | 4 | 7 | 11 |
| * Rasmus Sandin | TOR | 13 | 0 | 10 | 10 |
| * Maxime Comtois | SD | 12 | 5 | 4 | 9 |
| * Kiefer Sherwood | SD | 16 | 4 | 4 | 8 |
| * Evan Bouchard | BAK | 8 | 3 | 5 | 8 |
| * Tyler Benson | BAK | 10 | 1 | 6 | 7 |
| * Pierre Engvall | TOR | 13 | 1 | 6 | 7 |
| * Ryan Donato | IA | 11 | 2 | 4 | 6 |
| * Jake Bean | CHA | 15 | 1 | 4 | 5 |
| * Garrett Pilon | HER | 9 | 0 | 5 | 5 |
| * Will Bitten | IA | 11 | 0 | 5 | 5 |
| * Jordan Greenway | IA | 11 | 0 | 5 | 5 |
| several tied at | | | | | 4 |

| GOALS | TEAM | GP | G |
|------------------|------|----|---|
| * Morgan Geekie | CHA | 19 | 8 |
| * Cody Glass | CHI | 22 | 7 |
| * Sam Steel | SD | 16 | 6 |
| * Martin Necas | CHA | 18 | 5 |
| * Maxime Comtois | SD | 12 | 5 |

| ASSISTS | TEAM | GP | A |
|-------------------|------|----|----|
| * Zach Whitecloud | CHI | 22 | 12 |
| * Rasmus Sandin | TOR | 13 | 10 |
| * Morgan Geekie | CHA | 19 | 10 |
| * Martin Necas | CHA | 18 | 8 |
| * Cody Glass | CHI | 22 | 8 |

| PENALTY MINUTES | TEAM | GP | PIM |
|-------------------|------|----|-----|
| * Nic Hague | CHI | 22 | 31 |
| * Kiefer Sherwood | SD | 16 | 20 |
| * Mathieu Olivier | MIL | 5 | 16 |
| * Jordan Greenway | IA | 11 | 16 |
| * Kole Sherwood | CLE | 6 | 13 |

| MINOR PENALTIES | TEAM | MIN |
|-------------------|------|-----|
| * Jordan Greenway | IA | 8 |
| * Kiefer Sherwood | SD | 5 |
| * Max Jones | SD | 5 |
| * Tyler Benson | BAK | 5 |
| * Jake Bean | CHA | 5 |

| MAJOR PENALTIES | TEAM | MAJ |
|-------------------|------|-----|
| * Nic Hague | CHI | 1 |
| * Kole Sherwood | CLE | 1 |
| * Zach Whitecloud | CHI | 1 |
| * Givani Smith | GR | 1 |
| * Louie Belpedio | IA | 1 |

| POWER-PLAY GOALS | TEAM | PPG |
|-------------------|------|-----|
| * Martin Necas | CHA | 3 |
| * Cooper Zech | PRO | 2 |
| * Kieffer Bellows | BRI | 2 |
| several tied at | | 1 |

| SHORTHANDED GOALS | TEAM | SHG |
|-------------------|------|-----|
| * Sam Steel | SD | 1 |

| POWER-PLAY ASSISTS | TEAM | PPA |
|--------------------|------|-----|
| * Rasmus Sandin | TOR | 5 |
| * Martin Necas | CHA | 4 |
| * Zach Whitecloud | CHI | 4 |
| several tied at | | 3 |

| SHORTHANDED ASSISTS | TEAM | SHA |
|---------------------|------|-----|
| * Shane Gersich | HER | 1 |
| * Pierre Engvall | TOR | 1 |
| * Sam Steel | SD | 1 |
| * Zach Whitecloud | CHI | 1 |

| POWER-PLAY POINTS | TEAM | PPP |
|-------------------|------|-----|
| * Martin Necas | CHA | 7 |
| * Rasmus Sandin | TOR | 5 |
| * Zach Whitecloud | CHI | 5 |
| * Evan Bouchard | BAK | 4 |
| several tied at | | 3 |

| SHORTHANDED POINTS | TEAM | SHP |
|--------------------|------|-----|
| * Sam Steel | SD | 2 |
| * Shane Gersich | HER | 1 |
| * Pierre Engvall | TOR | 1 |
| * Zach Whitecloud | CHI | 1 |

| SHOTS | TEAM | SHOTS |
|-------------------|------|-------|
| * Cody Glass | CHI | 41 |
| * Nic Hague | CHI | 41 |
| * Martin Necas | CHA | 40 |
| * Zach Whitecloud | CHI | 38 |
| * Morgan Geekie | CHA | 32 |

| SHOOTING PERCENTAGE | TEAM | G | SHOTS | PCT |
|---------------------|------|---|-------|------|
| * Martin Kaut | COL | 2 | 5 | 40.0 |
| * Jesper Sellgren | CHA | 3 | 9 | 33.3 |
| * Ivan Chekhovich | SJ | 2 | 6 | 33.3 |
| * Filip Zadina | GR | 2 | 7 | 28.6 |
| * Cooper Zech | PRO | 2 | 7 | 28.6 |

| GAME-WINNING GOALS | TEAM | GWG |
|--------------------|------|-----|
| * Cody Glass | CHI | 3 |
| * Maxime Comtois | SD | 2 |
| * Morgan Geekie | CHA | 2 |
| several tied at | | 1 |

| PLUS-MINUS | TEAM | +/- |
|-----------------|------|-----|
| * Morgan Geekie | CHA | +13 |
| * Jake Bean | CHA | +10 |
| * Martin Necas | CHA | +6 |
| * Will Bitten | IA | +5 |
| * Sam Steel | SD | +5 |



2018-19 Team & Individual Statistics

Playoff Leading Scorers -- Defensemen

| | TEAM | GP | G | A | PTS |
|-------------------|------|----|---|----|-----|
| * Zach Whitecloud | CHI | 22 | 3 | 12 | 15 |
| Trevor Carrick | CHA | 16 | 3 | 9 | 12 |
| * Nic Hague | CHI | 22 | 4 | 7 | 11 |
| Andy Welinski | SD | 16 | 3 | 7 | 10 |
| * Rasmus Sandin | TOR | 13 | 0 | 10 | 10 |
| * Evan Bouchard | BAK | 8 | 3 | 5 | 8 |
| Jacob Larsson | SD | 16 | 2 | 5 | 7 |
| Griffin Reinhart | CHI | 21 | 1 | 6 | 7 |
| Haydn Fleury | CHA | 11 | 2 | 4 | 6 |
| Zac Leslie | CHI | 22 | 2 | 4 | 6 |
| Keegan Lowe | BAK | 10 | 1 | 5 | 6 |
| Bobby Sanguinetti | CHA | 10 | 1 | 5 | 6 |
| Trevor Murphy | SD | 16 | 1 | 5 | 6 |
| Vincent LoVerde | TOR | 13 | 0 | 6 | 6 |
| * Jake Bean | CHA | 15 | 1 | 4 | 5 |
| Timothy Liljegren | TOR | 13 | 0 | 5 | 5 |
| Jake Bischoff | CHI | 22 | 0 | 5 | 5 |
| several tied at | | | | | 4 |

| GOALS | TEAM | GP | G |
|-----------------|------|----|---|
| * Nic Hague | CHI | 22 | 4 |
| several tied at | | | 3 |

| ASSISTS | TEAM | GP | A |
|-------------------|------|----|----|
| * Zach Whitecloud | CHI | 22 | 12 |
| * Rasmus Sandin | TOR | 13 | 10 |
| Trevor Carrick | CHA | 16 | 9 |
| Andy Welinski | SD | 16 | 7 |
| * Nic Hague | CHI | 22 | 7 |

| PENALTY MINUTES | TEAM | GP | PIM |
|-----------------|------|----|-----|
| Trevor Carrick | CHA | 16 | 50 |
| Derek Sheppard | CHA | 6 | 35 |
| * Nic Hague | CHI | 22 | 31 |
| Filip Hronek | GR | 5 | 28 |
| Dan Renouf | CHA | 12 | 23 |

| MINOR PENALTIES | TEAM | MIN |
|------------------|------|-----|
| Trevor Carrick | CHA | 10 |
| Keegan Lowe | BAK | 6 |
| Duncan Siemens | MIL | 6 |
| Griffin Reinhart | CHI | 6 |
| several tied at | | 5 |

| MAJOR PENALTIES | TEAM | MAJ |
|-----------------|------|-----|
| Trevor Carrick | CHA | 2 |
| several tied at | | 1 |

| POWER-PLAY GOALS | TEAM | PPG |
|------------------|------|-----|
| Andy Welinski | SD | 3 |
| * Cooper Zech | PRO | 2 |
| several tied at | | 1 |

| SHORTHANDED GOALS | TEAM | SHG |
|-------------------|------|-----|
| Haydn Fleury | CHA | 1 |

| POWER-PLAY ASSISTS | TEAM | PPA |
|--------------------|------|-----|
| * Rasmus Sandin | TOR | 5 |
| * Zach Whitecloud | CHI | 4 |
| * Evan Bouchard | BAK | 3 |
| Andy Welinski | SD | 3 |
| several tied at | | 2 |

| SHORTHANDED ASSISTS | TEAM | SHA |
|---------------------|------|-----|
| * Zach Whitecloud | CHI | 1 |

| POWER-PLAY POINTS | TEAM | PPP |
|-------------------|------|-----|
| Andy Welinski | SD | 6 |
| * Rasmus Sandin | TOR | 5 |
| * Zach Whitecloud | CHI | 5 |
| * Evan Bouchard | BAK | 4 |
| Trevor Carrick | CHA | 3 |

| SHORTHANDED POINTS | TEAM | SHP |
|--------------------|------|-----|
| Haydn Fleury | CHA | 1 |
| * Zach Whitecloud | CHI | 1 |

| SHOTS | TEAM | SHOTS |
|-------------------|------|-------|
| Andy Welinski | SD | 42 |
| * Nic Hague | CHI | 41 |
| Jake Bischoff | CHI | 39 |
| * Zach Whitecloud | CHI | 38 |
| Trevor Carrick | CHA | 28 |

| SHOOTING PERCENTAGE | TEAM | G | SHOTS | PCT |
|---------------------|------|---|-------|------|
| * Jesper Sellgren | CHA | 3 | 9 | 33.3 |
| * Cooper Zech | PRO | 2 | 7 | 28.6 |
| Mark Alt | COL | 1 | 5 | 20.0 |
| Ryan Sproul | HER | 3 | 17 | 17.6 |
| * Evan Bouchard | BAK | 3 | 17 | 17.6 |

| GAME-WINNING GOALS | TEAM | GWG |
|--------------------|------|-----|
| several tied at | | 1 |

| PLUS-MINUS | TEAM | +/- |
|-----------------|------|-----|
| Josiah Didier | CHA | +12 |
| Jaycob Megna | SD | +11 |
| * Jake Bean | CHA | +10 |
| Dan Renouf | CHA | +9 |
| several tied at | | +7 |



2018-19 Team & Individual Statistics

Home and Away/Overtime

| TEAM | GP | HOME | | | | | AWAY | | | | | OT | |
|--------------|------------|-----------|-----------|-----------|------------|------------|-----------|-----------|-----------|------------|------------|-----------|-----------|
| | | GP | W | L | GF | GA | GP | W | L | GF | GA | W | L |
| Bakersfield | 10 | 5 | 3 | 2 | 15 | 12 | 5 | 2 | 3 | 15 | 22 | 2 | 1 |
| Bridgeport | 5 | 3 | 1 | 2 | 5 | 7 | 2 | 1 | 1 | 4 | 4 | 2 | 1 |
| Charlotte | 19 | 9 | 7 | 2 | 36 | 20 | 10 | 8 | 2 | 41 | 24 | 1 | 2 |
| Chicago | 22 | 12 | 7 | 5 | 33 | 37 | 10 | 5 | 5 | 31 | 30 | 4 | 0 |
| Cleveland | 8 | 4 | 1 | 3 | 6 | 10 | 4 | 2 | 2 | 15 | 13 | 0 | 1 |
| Colorado | 4 | 2 | 1 | 1 | 6 | 4 | 2 | 0 | 2 | 4 | 10 | 0 | 0 |
| Grand Rapids | 5 | 2 | 1 | 1 | 8 | 7 | 3 | 1 | 2 | 9 | 8 | 0 | 0 |
| Hershey | 9 | 4 | 1 | 3 | 7 | 12 | 5 | 2 | 3 | 11 | 16 | 1 | 2 |
| Iowa | 11 | 5 | 4 | 1 | 21 | 9 | 6 | 1 | 5 | 13 | 19 | 0 | 2 |
| Milwaukee | 5 | 3 | 2 | 1 | 9 | 7 | 2 | 0 | 2 | 1 | 13 | 1 | 0 |
| Providence | 4 | 2 | 1 | 1 | 8 | 7 | 2 | 0 | 2 | 1 | 7 | 0 | 0 |
| Rochester | 3 | 2 | 0 | 2 | 3 | 7 | 1 | 0 | 1 | 1 | 3 | 0 | 1 |
| San Diego | 16 | 8 | 4 | 4 | 31 | 30 | 8 | 5 | 3 | 25 | 17 | 2 | 4 |
| San Jose | 4 | 2 | 0 | 2 | 4 | 9 | 2 | 1 | 1 | 10 | 9 | 0 | 1 |
| Syracuse | 4 | 2 | 0 | 2 | 4 | 10 | 2 | 1 | 1 | 2 | 4 | 0 | 0 |
| Toronto | 13 | 6 | 4 | 2 | 18 | 18 | 7 | 5 | 2 | 23 | 15 | 3 | 1 |
| TOTAL | 142 | 71 | 37 | 34 | 214 | 206 | 71 | 34 | 37 | 206 | 214 | 16 | 16 |

Record When Scoring First

| TEAM | GP | FG | W | L | PCT |
|---------------|------------|-----------|-----------|-----------|-------------|
| Bakersfield | 10 | 6 | 5 | 1 | .833 |
| Bridgeport | 5 | 1 | 0 | 1 | .000 |
| Charlotte | 19 | 12 | 11 | 1 | .917 |
| Chicago | 22 | 12 | 8 | 4 | .667 |
| Cleveland | 8 | 5 | 3 | 2 | .600 |
| Colorado | 4 | 1 | 1 | 0 | 1.000 |
| Grand Rapids | 5 | 2 | 0 | 2 | .000 |
| Hershey | 9 | 5 | 2 | 3 | .400 |
| Iowa | 11 | 5 | 5 | 0 | 1.000 |
| Milwaukee | 5 | 2 | 2 | 0 | 1.000 |
| Providence | 4 | 1 | 1 | 0 | 1.000 |
| Rochester | 3 | 1 | 0 | 1 | .000 |
| San Diego | 16 | 5 | 4 | 1 | .800 |
| San Jose | 4 | 4 | 1 | 3 | .250 |
| Syracuse | 4 | 1 | 1 | 0 | 1.000 |
| Toronto | 13 | 8 | 6 | 2 | .750 |
| TOTALS | 142 | 71 | 50 | 21 | .704 |

Penalty Minute Record

| TEAM | GP | PIM | AVG | MINOR | MAJOR | 10-MIN MISC | GAME MISC | MATCH | OPP PIM |
|---------------|------------|--------------|--------------|------------|-----------|-------------|-----------|----------|---------|
| Grand Rapids | 5 | 126 | 25.20 | 28 | 2 | 5 | 0 | 1 | 110 |
| Milwaukee | 5 | 95 | 19.00 | 35 | 1 | 2 | 0 | 0 | 95 |
| Charlotte | 19 | 294 | 15.47 | 92 | 4 | 7 | 1 | 1 | 257 |
| Colorado | 4 | 59 | 14.75 | 22 | 1 | 1 | 0 | 0 | 63 |
| Hershey | 9 | 126 | 14.00 | 43 | 2 | 3 | 0 | 0 | 139 |
| Iowa | 11 | 139 | 12.64 | 52 | 1 | 3 | 0 | 0 | 133 |
| San Jose | 4 | 50 | 12.50 | 15 | 0 | 2 | 0 | 0 | 52 |
| Chicago | 22 | 267 | 12.14 | 71 | 5 | 8 | 2 | 0 | 274 |
| Bakersfield | 10 | 118 | 11.80 | 49 | 2 | 1 | 0 | 0 | 108 |
| Providence | 4 | 45 | 11.25 | 10 | 1 | 2 | 0 | 0 | 77 |
| Bridgeport | 5 | 55 | 11.00 | 20 | 1 | 0 | 1 | 0 | 46 |
| Cleveland | 8 | 87 | 10.88 | 36 | 1 | 1 | 0 | 0 | 75 |
| Syracuse | 4 | 43 | 10.75 | 19 | 1 | 0 | 0 | 0 | 41 |
| San Diego | 16 | 146 | 9.13 | 53 | 2 | 2 | 0 | 1 | 144 |
| Toronto | 13 | 107 | 8.23 | 46 | 1 | 1 | 0 | 0 | 141 |
| Rochester | 3 | 21 | 7.00 | 8 | 1 | 0 | 0 | 0 | 23 |
| TOTALS | 142 | 1,778 | 12.52 | 599 | 26 | 38 | 4 | 3 | |

Team Scoring By Period

| TEAM | 1st PER | | 2nd PER | | 3rd PER | | OVERTIME | | TOTALS | |
|--------------|------------|------------|------------|------------|------------|------------|-----------|-----------|------------|------------|
| | GF | GA | GF | GA | GF | GA | GF | GA | GF | GA |
| Bakersfield | 7 | 7 | 10 | 16 | 11 | 10 | 2 | 1 | 30 | 34 |
| Bridgeport | 2 | 3 | 3 | 6 | 2 | 1 | 2 | 1 | 9 | 11 |
| Charlotte | 22 | 16 | 26 | 12 | 28 | 14 | 1 | 2 | 77 | 44 |
| Chicago | 16 | 20 | 24 | 22 | 20 | 25 | 4 | 0 | 64 | 67 |
| Cleveland | 5 | 4 | 8 | 11 | 8 | 7 | 0 | 1 | 21 | 23 |
| Colorado | 1 | 2 | 6 | 6 | 3 | 6 | 0 | 0 | 10 | 14 |
| Grand Rapids | 3 | 2 | 7 | 9 | 7 | 4 | 0 | 0 | 17 | 15 |
| Hershey | 6 | 8 | 7 | 8 | 4 | 10 | 1 | 2 | 18 | 28 |
| Iowa | 10 | 10 | 9 | 9 | 15 | 7 | 0 | 2 | 34 | 28 |
| Milwaukee | 4 | 4 | 2 | 5 | 3 | 11 | 1 | 0 | 10 | 20 |
| Providence | 5 | 5 | 0 | 6 | 4 | 3 | 0 | 0 | 9 | 14 |
| Rochester | 0 | 1 | 3 | 3 | 1 | 5 | 0 | 1 | 4 | 10 |
| San Diego | 15 | 15 | 21 | 12 | 18 | 16 | 2 | 4 | 56 | 47 |
| San Jose | 6 | 5 | 6 | 7 | 2 | 5 | 0 | 1 | 14 | 18 |
| Syracuse | 1 | 1 | 2 | 6 | 3 | 7 | 0 | 0 | 6 | 14 |
| Toronto | 8 | 8 | 17 | 13 | 13 | 11 | 3 | 1 | 41 | 33 |
| TOTAL | 111 | 111 | 151 | 151 | 142 | 142 | 16 | 16 | 420 | 420 |

Team Shots By Period

| TEAM | 1st PER | | 2nd PER | | 3rd PER | | OVERTIME | | TOTALS | |
|--------------|-------------|-------------|-------------|-------------|-------------|-------------|------------|------------|-------------|-------------|
| | SF | SA | SF | SA | SF | SA | SF | SA | SF | SA |
| Bakersfield | 107 | 81 | 91 | 98 | 93 | 93 | 46 | 52 | 337 | 324 |
| Bridgeport | 53 | 53 | 51 | 50 | 63 | 39 | 22 | 15 | 189 | 157 |
| Charlotte | 190 | 195 | 186 | 158 | 160 | 177 | 14 | 14 | 550 | 544 |
| Chicago | 223 | 195 | 229 | 180 | 176 | 215 | 25 | 42 | 653 | 632 |
| Cleveland | 76 | 61 | 59 | 78 | 90 | 68 | 0 | 1 | 225 | 208 |
| Colorado | 29 | 53 | 28 | 40 | 37 | 32 | 0 | 0 | 94 | 125 |
| Grand Rapids | 44 | 54 | 50 | 53 | 53 | 41 | 0 | 0 | 147 | 148 |
| Hershey | 92 | 92 | 73 | 95 | 66 | 97 | 15 | 22 | 246 | 306 |
| Iowa | 110 | 107 | 79 | 119 | 95 | 80 | 14 | 11 | 298 | 317 |
| Milwaukee | 47 | 61 | 51 | 39 | 41 | 47 | 4 | 4 | 143 | 151 |
| Providence | 36 | 42 | 28 | 42 | 41 | 28 | 0 | 0 | 105 | 112 |
| Rochester | 40 | 24 | 26 | 18 | 35 | 23 | 0 | 1 | 101 | 66 |
| San Diego | 149 | 148 | 166 | 151 | 156 | 148 | 85 | 60 | 556 | 507 |
| San Jose | 41 | 41 | 36 | 54 | 39 | 41 | 0 | 2 | 116 | 138 |
| Syracuse | 30 | 37 | 33 | 29 | 40 | 45 | 0 | 0 | 103 | 111 |
| Toronto | 119 | 142 | 126 | 108 | 112 | 123 | 12 | 13 | 369 | 386 |
| TOTAL | 1386 | 1386 | 1312 | 1312 | 1297 | 1297 | 237 | 237 | 4232 | 4232 |



2018-19 Team & Individual Statistics

Goals For and Goals Against Per Game

| TEAM | GAMES | GF | GF/GAME | TEAM | GAMES | GA | GA/GAME |
|----------------|------------|------------|-------------|----------------|------------|------------|-------------|
| 1 Charlotte | 19 | 77 | 4.05 | 1 Bridgeport | 5 | 11 | 2.20 |
| 2 San Jose | 4 | 14 | 3.50 | 2 Charlotte | 19 | 44 | 2.32 |
| San Diego | 16 | 56 | 3.50 | 3 Toronto | 13 | 33 | 2.54 |
| 4 Grand Rapids | 5 | 17 | 3.40 | 4 Iowa | 11 | 28 | 2.55 |
| 5 Toronto | 13 | 41 | 3.15 | 5 Cleveland | 8 | 23 | 2.88 |
| 6 Iowa | 11 | 34 | 3.09 | 6 San Diego | 16 | 47 | 2.94 |
| 7 Bakersfield | 10 | 30 | 3.00 | 7 Grand Rapids | 5 | 15 | 3.00 |
| 8 Chicago | 22 | 64 | 2.91 | 8 Chicago | 22 | 67 | 3.05 |
| 9 Cleveland | 8 | 21 | 2.63 | 9 Hershey | 9 | 28 | 3.11 |
| 10 Colorado | 4 | 10 | 2.50 | 10 Rochester | 3 | 10 | 3.33 |
| 11 Providence | 4 | 9 | 2.25 | 11 Bakersfield | 10 | 34 | 3.40 |
| 12 Milwaukee | 5 | 10 | 2.00 | 12 Providence | 4 | 14 | 3.50 |
| Hershey | 9 | 18 | 2.00 | Colorado | 4 | 14 | 3.50 |
| 14 Bridgeport | 5 | 9 | 1.80 | Syracuse | 4 | 14 | 3.50 |
| 15 Syracuse | 4 | 6 | 1.50 | 15 Milwaukee | 5 | 20 | 4.00 |
| 16 Rochester | 3 | 4 | 1.33 | 16 San Jose | 4 | 18 | 4.50 |
| TOTALS | 142 | 420 | 2.96 | TOTALS | 142 | 420 | 2.96 |

Shots For and Shots Against Per Game

| TEAM | GAMES | SF | SF/GAME | TEAM | GAMES | SA | SA/GAME |
|----------------|------------|-------------|--------------|----------------|------------|-------------|--------------|
| 1 Bridgeport | 5 | 189 | 37.80 | 1 Rochester | 3 | 66 | 22.00 |
| 2 San Diego | 16 | 556 | 34.75 | 2 Cleveland | 8 | 208 | 26.00 |
| 3 Bakersfield | 10 | 337 | 33.70 | 3 Syracuse | 4 | 111 | 27.75 |
| 4 Rochester | 3 | 101 | 33.67 | 4 Providence | 4 | 112 | 28.00 |
| 5 Chicago | 22 | 653 | 29.68 | 5 Charlotte | 19 | 544 | 28.63 |
| 6 Grand Rapids | 5 | 147 | 29.40 | 6 Chicago | 22 | 632 | 28.73 |
| 7 San Jose | 4 | 116 | 29.00 | 7 Iowa | 11 | 317 | 28.82 |
| 8 Charlotte | 19 | 550 | 28.95 | 8 Grand Rapids | 5 | 148 | 29.60 |
| 9 Milwaukee | 5 | 143 | 28.60 | 9 Toronto | 13 | 386 | 29.69 |
| 10 Toronto | 13 | 369 | 28.38 | 10 Milwaukee | 5 | 151 | 30.20 |
| 11 Cleveland | 8 | 225 | 28.13 | 11 Colorado | 4 | 125 | 31.25 |
| 12 Hershey | 9 | 246 | 27.33 | 12 Bridgeport | 5 | 157 | 31.40 |
| 13 Iowa | 11 | 298 | 27.09 | 13 San Diego | 16 | 507 | 31.69 |
| 14 Providence | 4 | 105 | 26.25 | 14 Bakersfield | 10 | 324 | 32.40 |
| 15 Syracuse | 4 | 103 | 25.75 | 15 Hershey | 9 | 306 | 34.00 |
| 16 Colorado | 4 | 94 | 23.50 | 16 San Jose | 4 | 138 | 34.50 |
| TOTALS | 142 | 4232 | 29.80 | TOTALS | 142 | 4232 | 29.80 |



Special Teams Breakdown

Home Power Play Record

| TEAM | GP | ADV | PPGF | PCT |
|---------------|----|------------|-----------|-------------|
| 1 SYR | 2 | 6 | 3 | 50.0 |
| 2 SJ | 2 | 3 | 1 | 33.3 |
| 3 GR | 2 | 7 | 2 | 28.6 |
| 4 BRI | 3 | 12 | 3 | 25.0 |
| 5 TOR | 6 | 30 | 7 | 23.3 |
| 6 BAK | 5 | 15 | 3 | 20.0 |
| PRO | 2 | 10 | 2 | 20.0 |
| 8 SD | 8 | 28 | 5 | 17.9 |
| 9 CHA | 9 | 23 | 4 | 17.4 |
| 10 IA | 5 | 21 | 3 | 14.3 |
| 11 COL | 2 | 8 | 1 | 12.5 |
| 12 CHI | 12 | 34 | 4 | 11.8 |
| 13 CLE | 4 | 15 | 1 | 6.7 |
| 14 MIL | 3 | 16 | 1 | 6.3 |
| 15 HER | 4 | 19 | 1 | 5.3 |
| 16 ROC | 2 | 6 | 0 | 0.0 |
| TOTALS | | 253 | 41 | 16.2 |

Home Penalty Killing Record

| TEAM | GP | TSH | PPGA | PCT |
|---------------|----|------------|-----------|-------------|
| 1 COL | 2 | 8 | 0 | 100.0 |
| 2 BRI | 3 | 10 | 1 | 90.0 |
| 3 SD | 8 | 27 | 3 | 88.9 |
| 4 CHA | 9 | 34 | 4 | 88.2 |
| 5 SYR | 2 | 7 | 1 | 85.7 |
| BAK | 5 | 14 | 2 | 85.7 |
| 7 TOR | 6 | 20 | 3 | 85.0 |
| 8 IA | 5 | 19 | 3 | 84.2 |
| 9 HER | 4 | 11 | 2 | 81.8 |
| 10 CLE | 4 | 13 | 3 | 76.9 |
| 11 CHI | 12 | 27 | 7 | 74.1 |
| 12 MIL | 3 | 15 | 4 | 73.3 |
| 13 GR | 2 | 11 | 3 | 72.7 |
| 14 PRO | 2 | 7 | 2 | 71.4 |
| SJ | 2 | 7 | 2 | 71.4 |
| 16 ROC | 2 | 5 | 2 | 60.0 |
| TOTALS | | 235 | 42 | 82.1 |

Home SHGF

| TEAM | GPSHGF |
|---------------|-----------|
| 1 CHA | 9 2 |
| BAK | 5 2 |
| SD | 8 2 |
| 4 CLE | 4 1 |
| MIL | 3 1 |
| COL | 2 1 |
| HER | 4 1 |
| CHI | 12 1 |
| 9 SYR | 2 0 |
| PRO | 2 0 |
| SJ | 2 0 |
| BRI | 3 0 |
| GR | 2 0 |
| IA | 5 0 |
| ROC | 2 0 |
| TOR | 6 0 |
| TOTALS | 11 |

Home SHGA

| TEAM | GPSHGA |
|---------------|----------|
| 1 SYR | 2 0 |
| CLE | 4 0 |
| PRO | 2 0 |
| SJ | 2 0 |
| CHA | 9 0 |
| COL | 2 0 |
| GR | 2 0 |
| HER | 4 0 |
| BAK | 5 0 |
| SD | 8 0 |
| 11 MIL | 3 1 |
| BRI | 3 1 |
| IA | 5 1 |
| CHI | 12 1 |
| ROC | 2 1 |
| 16 TOR | 6 3 |
| TOTALS | 8 |

Road Power Play Record

| TEAM | GP | ADV | PPGF | PCT |
|---------------|----|------------|-----------|-------------|
| 1 ROC | 1 | 3 | 1 | 33.3 |
| 2 TOR | 7 | 22 | 6 | 27.3 |
| 3 IA | 6 | 23 | 6 | 26.1 |
| 4 CHA | 10 | 28 | 7 | 25.0 |
| SD | 8 | 20 | 5 | 25.0 |
| 6 CHI | 10 | 36 | 7 | 19.4 |
| 7 GR | 3 | 6 | 1 | 16.7 |
| 8 CLE | 4 | 13 | 2 | 15.4 |
| 9 SYR | 2 | 8 | 1 | 12.5 |
| 10 HER | 5 | 17 | 2 | 11.8 |
| 11 BAK | 5 | 18 | 2 | 11.1 |
| COL | 2 | 9 | 1 | 11.1 |
| SJ | 2 | 9 | 1 | 11.1 |
| 14 PRO | 2 | 10 | 0 | 0.0 |
| MIL | 2 | 7 | 0 | 0.0 |
| BRI | 2 | 6 | 0 | 0.0 |
| TOTALS | | 235 | 42 | 17.9 |

Road Penalty Killing Record

| TEAM | GP | TSH | PPGA | PCT |
|---------------|----|------------|-----------|-------------|
| 1 SYR | 2 | 8 | 0 | 100.0 |
| PRO | 2 | 2 | 0 | 100.0 |
| ROC | 1 | 3 | 0 | 100.0 |
| BRI | 2 | 8 | 0 | 100.0 |
| SJ | 2 | 4 | 0 | 100.0 |
| 6 IA | 6 | 23 | 2 | 91.3 |
| 7 TOR | 7 | 19 | 2 | 89.5 |
| 8 CHA | 10 | 45 | 5 | 88.9 |
| 9 CHI | 10 | 29 | 4 | 86.2 |
| 10 MIL | 2 | 13 | 2 | 84.6 |
| 11 SD | 8 | 19 | 3 | 84.2 |
| 12 GR | 3 | 12 | 2 | 83.3 |
| 13 HER | 5 | 21 | 5 | 76.2 |
| 14 BAK | 5 | 24 | 6 | 75.0 |
| 15 COL | 2 | 7 | 2 | 71.4 |
| 16 CLE | 4 | 16 | 8 | 50.0 |
| TOTALS | | 253 | 41 | 83.8 |

Road SHGF

| TEAM | GPSHGF |
|---------------|----------|
| 1 CHA | 10 4 |
| 2 IA | 6 1 |
| HER | 5 1 |
| CHI | 10 1 |
| TOR | 7 1 |
| 6 SYR | 2 0 |
| CLE | 4 0 |
| PRO | 2 0 |
| SJ | 2 0 |
| MIL | 2 0 |
| BRI | 2 0 |
| COL | 2 0 |
| GR | 3 0 |
| BAK | 5 0 |
| ROC | 1 0 |
| SD | 8 0 |
| TOTALS | 8 |

Road SHGA

| TEAM | GPSHGA |
|---------------|-----------|
| 1 CLE | 4 0 |
| PRO | 2 0 |
| MIL | 2 0 |
| CHA | 10 0 |
| GR | 3 0 |
| HER | 5 0 |
| ROC | 1 0 |
| 8 SYR | 2 1 |
| SJ | 2 1 |
| BRI | 2 1 |
| COL | 2 1 |
| BAK | 5 1 |
| TOR | 7 1 |
| SD | 8 1 |
| 15 IA | 6 2 |
| CHI | 10 2 |
| TOTALS | 11 |

Overall Power Play Record

| TEAM | GP | ADV | PPGF | PCT |
|---------------|----|------------|-----------|-------------|
| 1 SYR | 4 | 14 | 4 | 28.6 |
| 2 TOR | 13 | 52 | 13 | 25.0 |
| 3 GR | 5 | 13 | 3 | 23.1 |
| 4 CHA | 19 | 51 | 11 | 21.6 |
| 5 SD | 16 | 48 | 10 | 20.8 |
| 6 IA | 11 | 44 | 9 | 20.5 |
| 7 BRI | 5 | 18 | 3 | 16.7 |
| SJ | 4 | 12 | 2 | 16.7 |
| 9 CHI | 22 | 70 | 11 | 15.7 |
| 10 BAK | 10 | 33 | 5 | 15.2 |
| 11 COL | 4 | 17 | 2 | 11.8 |
| 12 ROC | 3 | 9 | 1 | 11.1 |
| 13 CLE | 8 | 28 | 3 | 10.7 |
| 14 PRO | 4 | 20 | 2 | 10.0 |
| 15 HER | 9 | 36 | 3 | 8.3 |
| 16 MIL | 5 | 23 | 1 | 4.3 |
| TOTALS | | 488 | 83 | 17.0 |

Overall Penalty Killing Record

| TEAM | GP | TSH | PPGA | PCT |
|---------------|----|------------|-----------|-------------|
| 1 BRI | 5 | 18 | 1 | 94.4 |
| 2 SYR | 4 | 15 | 1 | 93.3 |
| 3 CHA | 19 | 79 | 9 | 88.6 |
| 4 IA | 11 | 42 | 5 | 88.1 |
| 5 TOR | 13 | 39 | 5 | 87.2 |
| 6 SD | 16 | 46 | 6 | 87.0 |
| 7 COL | 4 | 15 | 2 | 86.7 |
| 8 SJ | 4 | 11 | 2 | 81.8 |
| 9 CHI | 22 | 56 | 11 | 80.4 |
| 10 BAK | 10 | 38 | 8 | 78.9 |
| 11 MIL | 5 | 28 | 6 | 78.6 |
| 12 GR | 5 | 23 | 5 | 78.3 |
| 13 HER | 9 | 32 | 7 | 78.1 |
| 14 PRO | 4 | 9 | 2 | 77.8 |
| 15 ROC | 3 | 8 | 2 | 75.0 |
| 16 CLE | 8 | 29 | 11 | 62.1 |
| TOTALS | | 488 | 83 | 83.0 |

Overall SHGF

| TEAM | GPSHGF |
|---------------|-----------|
| 1 CHA | 19 6 |
| 2 CHI | 22 2 |
| HER | 9 2 |
| BAK | 10 2 |
| SD | 16 2 |
| 6 COL | 4 1 |
| TOR | 13 1 |
| IA | 11 1 |
| CLE | 8 1 |
| MIL | 5 1 |
| 11 ROC | 3 0 |
| GR | 5 0 |
| PRO | 4 0 |
| SJ | 4 0 |
| SYR | 4 0 |
| BRI | 5 0 |
| TOTALS | 19 |

Overall SHGA

| TEAM | GPSHGA |
|---------------|-----------|
| 1 GR | 5 0 |
| PRO | 4 0 |
| HER | 9 0 |
| CLE | 8 0 |
| CHA | 19 0 |
| 6 ROC | 3 1 |
| SJ | 4 1 |
| SYR | 4 1 |
| COL | 4 1 |
| BAK | 10 1 |
| MIL | 5 1 |
| SD | 16 1 |
| 13 BRI | 5 2 |
| 14 CHI | 22 3 |
| IA | 11 3 |
| 16 TOR | 13 4 |
| TOTALS | 19 |



2018-19 Team & Individual Statistics

Individual Game Highs

| GOALS | TEAM | DATE | GOALS | ASSISTS | TEAM | DATE | ASSISTS |
|-------------------------------------|------|------------|--------|-------------------------------------|------|------------|----------|
| several tied at | | | 3 | Bracco, Jeremy several tied at | TOR | 05/01/2019 | 4 3 |
| POINTS | TEAM | DATE | POINTS | PENALTY MINUTES | TEAM | DATE | PIM |
| Jurco, Tomas | CHA | 05/04/2019 | 5 | McKenzie, Curtis | CHI | 06/02/2019 | 27 |
| Gambardella, Joe | BAK | 05/08/2019 | 5 | Hague, Nic | CHI | 04/23/2019 | 25 |
| Bracco, Jeremy | TOR | 05/01/2019 | 4 | Kolesar, Keegan | CHI | 04/23/2019 | 19 |
| Malone, Brad | BAK | 05/08/2019 | 4 | Lewington, Tyler several tied at | HER | 05/03/2019 | 16 15 |
| Carcone, Michael | TOR | 05/23/2019 | 4 | | | | |
| PP GOALS | TEAM | DATE | PPG | PP ASSISTS | TEAM | DATE | PPA |
| Bellows, Kieffer | BRI | 04/19/2019 | 2 | Bracco, Jeremy several tied at | TOR | 05/01/2019 | 4 2 |
| Moore, Trevor | TOR | 05/01/2019 | 2 | | | | |
| Necas, Martin | CHA | 05/04/2019 | 2 | | | | |
| McKenzie, Curtis several tied at | CHI | 05/10/2019 | 2 1 | | | | |
| SH GOALS | TEAM | DATE | SHG | SH ASSISTS | TEAM | DATE | SHA |
| several tied at | | | 1 | several tied at | | | 1 |
| PLUS/MINUS (+) | TEAM | DATE | +/- | PLUS/MINUS (-) | TEAM | DATE | +/- |
| several tied at | | | +4 | Tinordi, Jarred several tied at | MIL | 04/21/2019 | -5 -4 |
| SAVES | TEAM | DATE | SAVES | GOALS AGAINST | TEAM | DATE | GA |
| Starrett, Shane | BAK | 05/03/2019 | 53 | Samsonov, Ilya | HER | 05/04/2019 | 7 |
| | | | | Glass, Jeff | SD | 05/08/2019 | 7 |
| | | | | Hammond, Andrew | IA | 05/10/2019 | 7 |

Team Game Highs

| GOALS | DATE | GOALS | ASSISTS | DATE | ASSISTS |
|-----------------------------|------------|--------|--------------------------|------------|---------|
| Iowa | 04/21/2019 | 7 | Iowa | 04/21/2019 | 14 |
| Charlotte | 05/04/2019 | 7 | Bakersfield | 05/08/2019 | 14 |
| Bakersfield | 05/08/2019 | 7 | | | |
| Chicago | 05/10/2019 | 7 | | | |
| POINTS | DATE | POINTS | PENALTY MINUTES | DATE | PIM |
| Iowa | 04/21/2019 | 21 | Chicago | 04/23/2019 | 76 |
| Bakersfield | 05/08/2019 | 21 | | | |
| MINORS | DATE | MINORS | MAJORS | DATE | MAJORS |
| several tied at | | 9 | Chicago | 04/23/2019 | 2 |
| | | | Grand Rapids | 04/23/2019 | 2 |
| | | | Hershey | 05/04/2019 | 2 |
| | | | Charlotte | 05/04/2019 | 2 |
| PENALTY MINUTES, BOTH TEAMS | DATE | PIM | POWER-PLAY GOALS | DATE | PPG |
| Chicago, Grand Rapids | 04/23/2019 | 144 | Toronto | 05/01/2019 | 4 |
| WINNING MARGIN | DATE | GOALS | SHORTHANDED GOALS | DATE | SHG |
| Iowa | 04/21/2019 | 7 | Charlotte | 05/24/2019 | 2 |
| GOALS BY BOTH TEAMS | DATE | GOALS | SAVES | DATE | SAVES |
| Bakersfield, San Diego | 05/08/2019 | 13 | Bakersfield | 05/03/2019 | 53 |
| GOALS, 1ST PERIOD | DATE | GOALS | SAVES, 1ST PERIOD | DATE | SAVES |
| Charlotte | 05/03/2019 | 4 | Toronto | 04/21/2019 | 18 |
| GOALS, 2ND PERIOD | DATE | GOALS | SAVES, 2ND PERIOD | DATE | SAVES |
| Grand Rapids | 04/23/2019 | 4 | San Diego | 05/24/2019 | 15 |
| Bakersfield | 04/23/2019 | 4 | | | |
| Toronto | 05/01/2019 | 4 | | | |
| Toronto | 05/07/2019 | 4 | | | |
| GOALS, 3RD PERIOD | DATE | GOALS | SAVES, 3RD PERIOD | DATE | SAVES |
| Iowa | 04/23/2019 | 4 | Cleveland | 04/25/2019 | 19 |
| Bakersfield | 04/27/2019 | 4 | | | |
| Charlotte | 05/04/2019 | 4 | | | |
| Charlotte | 05/18/2019 | 4 | | | |
| SHOTS | DATE | SHOTS | FEWEST SHOTS | DATE | SHOTS |
| San Diego | 05/03/2019 | 56 | Cleveland | 05/01/2019 | 16 |
| MOST SHOTS, 1ST PERIOD | DATE | SHOTS | FEWEST SHOTS, 1ST PERIOD | DATE | SHOTS |
| Rochester | 04/21/2019 | 18 | Colorado | 04/23/2019 | 1 |
| Hershey | 04/23/2019 | 18 | | | |
| MOST SHOTS, 2ND PERIOD | DATE | SHOTS | FEWEST SHOTS, 2ND PERIOD | DATE | SHOTS |
| Bakersfield | 04/23/2019 | 18 | Hershey | 05/07/2019 | 2 |
| MOST SHOTS, 3RD PERIOD | DATE | SHOTS | FEWEST SHOTS, 3RD PERIOD | DATE | SHOTS |
| Syracuse | 04/25/2019 | 19 | Iowa | 05/01/2019 | 2 |
| | | | Chicago | 05/13/2019 | 2 |



2018-19 Team & Individual Statistics

Miscellaneous Overall Team Records

| | Leading After 1 Period | Leading After 2 Periods | Tied After 1 Period | Tied After 2 Periods | Trailing After 1 Period | Trailing After 2 Periods | Outshooting Opponent | Outshot by Opponent | 1-Goal Games | 2-Goal Games | 3-Goal Games | 4-Goal Games | > 4-Goal Games |
|--------------|------------------------|-------------------------|---------------------|----------------------|-------------------------|--------------------------|----------------------|---------------------|--------------|--------------|--------------|--------------|----------------|
| Bakersfield | 4-0 | 2-1 | 1-2 | 2-0 | 0-3 | 1-4 | 3-1 | 2-4 | 3-1 | 0-1 | 2-2 | 0-1 | 0-0 |
| Bridgeport | 0-1 | 0-0 | 1-1 | 0-2 | 1-1 | 2-1 | 2-1 | 0-2 | 2-2 | 0-1 | 0-0 | 0-0 | 0-0 |
| Charlotte | 8-1 | 11-0 | 3-1 | 2-4 | 4-2 | 2-0 | 9-2 | 5-2 | 2-3 | 5-1 | 6-0 | 2-0 | 0-0 |
| Chicago | 3-1 | 8-1 | 7-4 | 3-0 | 2-5 | 1-9 | 7-6 | 5-4 | 6-2 | 3-4 | 3-2 | 0-2 | 0-0 |
| Cleveland | 1-2 | 3-0 | 2-0 | 0-0 | 0-3 | 0-5 | 2-2 | 1-3 | 0-2 | 1-1 | 1-1 | 1-1 | 0-0 |
| Colorado | 1-0 | 1-1 | 0-1 | 0-0 | 0-2 | 0-2 | 0-1 | 1-2 | 0-1 | 0-0 | 1-2 | 0-0 | 0-0 |
| Grand Rapids | 0-1 | 2-0 | 2-2 | 0-0 | 0-0 | 0-3 | 1-2 | 1-1 | 0-1 | 0-1 | 0-1 | 2-0 | 0-0 |
| Hershey | 1-2 | 1-2 | 1-2 | 2-1 | 1-2 | 0-3 | 2-0 | 1-6 | 2-2 | 1-1 | 0-2 | 0-1 | 0-0 |
| Iowa | 4-0 | 4-1 | 1-2 | 1-1 | 0-4 | 0-4 | 1-1 | 4-5 | 2-3 | 1-2 | 0-1 | 0-0 | 2-0 |
| Milwaukee | 2-0 | 1-0 | 0-1 | 1-1 | 0-2 | 0-2 | 1-2 | 1-1 | 1-1 | 1-0 | 0-0 | 0-0 | 0-2 |
| Providence | 1-1 | 0-0 | 0-0 | 1-0 | 0-2 | 0-3 | 1-0 | 0-2 | 0-1 | 1-0 | 0-2 | 0-0 | 0-0 |
| Rochester | 0-0 | 0-1 | 0-2 | 0-0 | 0-1 | 0-2 | 0-3 | 0-0 | 0-1 | 0-1 | 0-1 | 0-0 | 0-0 |
| San Diego | 3-0 | 7-0 | 6-3 | 1-4 | 0-4 | 1-3 | 7-4 | 2-3 | 3-4 | 2-2 | 3-1 | 1-0 | 0-0 |
| San Jose | 1-0 | 1-0 | 0-3 | 0-1 | 0-0 | 0-2 | 0-1 | 1-2 | 0-1 | 1-1 | 0-1 | 0-0 | 0-0 |
| Syracuse | 1-0 | 1-0 | 0-2 | 0-0 | 0-1 | 0-3 | 1-1 | 0-2 | 1-0 | 0-1 | 0-1 | 0-1 | 0-0 |
| Toronto | 4-1 | 6-1 | 3-1 | 2-1 | 2-2 | 1-2 | 3-3 | 6-1 | 4-1 | 2-1 | 2-1 | 1-1 | 0-0 |

Player Streaks

| GOALS | TEAM | GP | # | DATES |
|-----------------|------|----|---|--------------|
| Cracknell, Adam | SD | 5 | 6 | 04/22->05/10 |
| De Leo, Chase | SD | 4 | 4 | 04/17->04/24 |
| several tied at | | 3 | | |

| ASSISTS | TEAM | GP | # | DATES |
|-----------------|------|----|---|--------------|
| Carrick, Trevor | CHA | 8 | 8 | 04/21->05/23 |
| Anas, Sam | IA | 4 | 4 | 04/26->05/02 |
| several tied at | | 3 | | |

| POINTS | TEAM | GP | # | DATES |
|--------------------|------|----|----|--------------|
| Geekie, Morgan | CHA | 8 | 11 | 04/20->05/08 |
| Carrick, Trevor | CHA | 8 | 9 | 04/21->05/23 |
| Timashov, Dmytro | TOR | 8 | 9 | 04/19->05/17 |
| Poturalski, Andrew | CHA | 7 | 13 | 04/20->05/08 |
| Cracknell, Adam | SD | 6 | 11 | 04/18->05/10 |

| PENALTY MINUTES | TEAM | GP | # | DATES |
|------------------|------|----|----|--------------|
| Greenway, Jordan | IA | 5 | 14 | 04/23->05/01 |
| several tied at | | 4 | | |

Team Streaks

| WINNING | # | DATES |
|-----------------|---|--------------|
| Toronto | 8 | 04/19->05/17 |
| Charlotte | 6 | 04/24->05/08 |
| several tied at | 4 | |

| HOME WINNING | # | DATES |
|--------------|---|--------------|
| Chicago | 6 | 04/20->05/17 |
| Charlotte | 4 | 04/24->05/04 |
| Iowa | 4 | 04/21->05/08 |
| Toronto | 3 | 04/24->05/03 |
| San Diego | 3 | 05/10->05/22 |

| ROAD WINNING | # | DATES |
|--------------|---|--------------|
| Toronto | 5 | 04/19->05/17 |
| Charlotte | 4 | 05/24->... |
| San Diego | 4 | 04/22->05/04 |
| Chicago | 3 | 05/24->06/01 |
| Charlotte | 3 | 05/07->05/21 |

| LOSING | # | DATES |
|-----------|---|------------|
| Hershey | 4 | 05/03->... |
| Chicago | 4 | 06/02->... |
| Cleveland | 4 | 05/01->... |
| Rochester | 3 | 04/19->... |
| San Diego | 3 | 05/24->... |

| HOME LOSING | # | DATES |
|-----------------|---|------------|
| Hershey | 3 | 04/25->... |
| Chicago | 3 | 06/05->... |
| several tied at | 2 | |

| ROAD LOSING | # | DATES |
|-----------------|---|------------|
| Iowa | 3 | 05/01->... |
| several tied at | 2 | |

Hat Tricks

| | TEAM | OPP | G | SCORE | DATE |
|------------------|------|-----|---|-------|------------|
| Agozzino, Andrew | COL | BAK | 3 | 4-1 | 04/20/2019 |
| Brooks, Adam | TOR | ROC | 3 | 3-1 | 04/24/2019 |
| Saarela, Aleks | CHA | HER | 3 | 5-2 | 05/08/2019 |
| Gambardella, Joe | BAK | SD | 3 | 7-6 | 05/08/2019 |
| McKenzie, Curtis | CHI | IA | 3 | 7-4 | 05/10/2019 |
| Carcone, Michael | TOR | CHA | 3 | 4-3 | 05/23/2019 |

Playoff Total: 6

Shutouts

| | TEAM | OPP | SVS | SCORE | DATE |
|-------------------|------|-----|-----|-------|------------|
| Vanecek, Vitek | HER | BRI | 39 | 2-0 | 04/20/2019 |
| Hammond, Andrew | IA | MIL | 29 | 7-0 | 04/21/2019 |
| Nedeljkovic, Alex | CHA | PRO | 20 | 3-0 | 04/24/2019 |
| Thiessen, Brad | CLE | SYR | 38 | 3-0 | 04/25/2019 |
| Kaskisuo, Kasimir | TOR | CLE | 35 | 2-0 | 05/05/2019 |
| Hammond, Andrew | IA | CHI | 26 | 2-0 | 05/05/2019 |
| Boyle, Kevin | SD | CHI | 29 | 3-0 | 05/18/2019 |

Playoff Total: 7

Penalty Shots

| NAME | TEAM | vs | GOALIE | TEAM | DATE | PERIOD | TIME | RESULT |
|------------------|------|----|-------------------|------|------------|--------|------|--------|
| Timashov, Dmytro | TOR | | Nedeljkovic, Alex | CHA | 05/26/2019 | 2 | 6:10 | Goal |

Playoff Total: 1 attempt, 1 goal (1.000)



2018-19 Team & Individual Statistics

Bakersfield Condors

| # | PLAYER | POS | GP | G | A | PTS | +/- | PIM | PP | PPA | SH | SHA | GW | FG | IG | OT | UA | EN | SHOTS | SH% |
|----|--------------------|-----|----|----|----|-----|-----|-----|----|-----|----|-----|----|----|----|----|----|----|-------|------|
| 17 | Brad Malone | C | 10 | 5 | 8 | 13 | 6 | 16 | 1 | 1 | 1 | 1 | 0 | 2 | 1 | 0 | 0 | 0 | 15 | 33.3 |
| 5 | Joe Gambardella | LW | 10 | 6 | 4 | 10 | 2 | 0 | 2 | 0 | 0 | 0 | 0 | 2 | 0 | 0 | 0 | 0 | 26 | 23.1 |
| 2 | * Evan Bouchard | D | 8 | 3 | 5 | 8 | 3 | 6 | 1 | 3 | 0 | 0 | 0 | 0 | 1 | 0 | 1 | 0 | 17 | 17.6 |
| 36 | Patrick Russell | RW | 10 | 2 | 5 | 7 | 3 | 4 | 0 | 0 | 1 | 1 | 1 | 0 | 0 | 0 | 0 | 0 | 32 | 6.3 |
| 16 | * Tyler Benson | LW | 10 | 1 | 6 | 7 | 2 | 10 | 0 | 2 | 0 | 0 | 0 | 0 | 0 | 0 | 0 | 0 | 20 | 5.0 |
| 4 | Keegan Lowe | D | 10 | 1 | 5 | 6 | 1 | 17 | 0 | 0 | 0 | 0 | 0 | 0 | 0 | 0 | 0 | 0 | 10 | 10.0 |
| 25 | Ethan Bear | D | 8 | 2 | 2 | 4 | 0 | 4 | 0 | 0 | 0 | 0 | 0 | 0 | 0 | 0 | 0 | 0 | 12 | 16.7 |
| 37 | William Lagesson | D | 10 | 2 | 2 | 4 | 2 | 4 | 0 | 0 | 0 | 0 | 1 | 0 | 0 | 1 | 0 | 0 | 16 | 12.5 |
| 18 | Josh Currie | RW | 10 | 1 | 3 | 4 | 2 | 6 | 0 | 0 | 0 | 0 | 1 | 0 | 0 | 1 | 0 | 0 | 23 | 4.3 |
| 10 | Evan Polei | LW | 10 | 2 | 1 | 3 | -5 | 12 | 0 | 1 | 0 | 0 | 1 | 0 | 0 | 0 | 0 | 0 | 26 | 7.7 |
| 8 | Ryan Stanton | D | 10 | 2 | 1 | 3 | -3 | 6 | 1 | 0 | 0 | 0 | 0 | 1 | 0 | 0 | 0 | 0 | 19 | 10.5 |
| 29 | Luke Esposito | C | 8 | 1 | 2 | 3 | -2 | 7 | 0 | 0 | 0 | 0 | 0 | 0 | 0 | 0 | 0 | 1 | 15 | 6.7 |
| 28 | * Ryan McLeod | C | 5 | 0 | 3 | 3 | 2 | 0 | 0 | 0 | 0 | 0 | 0 | 0 | 0 | 0 | 0 | 0 | 4 | 0.0 |
| 27 | David Gust | RW | 10 | 0 | 3 | 3 | 1 | 4 | 0 | 1 | 0 | 0 | 0 | 0 | 0 | 0 | 0 | 0 | 22 | 0.0 |
| 3 | Caleb Jones | D | 10 | 0 | 3 | 3 | 3 | 6 | 0 | 0 | 0 | 0 | 0 | 0 | 0 | 0 | 0 | 0 | 22 | 0.0 |
| 15 | Mitch Callahan | RW | 9 | 1 | 0 | 1 | -7 | 4 | 0 | 0 | 0 | 0 | 0 | 1 | 0 | 0 | 0 | 0 | 8 | 12.5 |
| 19 | * Logan Day | D | 9 | 1 | 0 | 1 | -4 | 2 | 0 | 0 | 0 | 0 | 1 | 0 | 0 | 0 | 0 | 0 | 18 | 5.6 |
| 9 | * Tyler Vesel | C | 10 | 0 | 1 | 1 | -3 | 0 | 0 | 0 | 0 | 0 | 0 | 0 | 0 | 0 | 0 | 0 | 22 | 0.0 |
| 23 | Braden Christoffer | RW | 1 | 0 | 0 | 0 | -1 | 2 | 0 | 0 | 0 | 0 | 0 | 0 | 0 | 0 | 0 | 0 | 0 | 0.0 |
| 39 | * Dylan Wells | G | 1 | 0 | 0 | 0 | 0 | 0 | 0 | 0 | 0 | 0 | 0 | 0 | 0 | 0 | 0 | 0 | 0 | 0.0 |
| 24 | Jake Kulevich | D | 2 | 0 | 0 | 0 | -3 | 4 | 0 | 0 | 0 | 0 | 0 | 0 | 0 | 0 | 0 | 0 | 3 | 0.0 |
| 21 | * Cameron Hebig | LW | 3 | 0 | 0 | 0 | -1 | 0 | 0 | 0 | 0 | 0 | 0 | 0 | 0 | 0 | 0 | 0 | 1 | 0.0 |
| 13 | * Nolan Vesey | C | 3 | 0 | 0 | 0 | -1 | 0 | 0 | 0 | 0 | 0 | 0 | 0 | 0 | 0 | 0 | 0 | 1 | 0.0 |
| 20 | * Cooper Marody | C | 4 | 0 | 0 | 0 | -3 | 2 | 0 | 0 | 0 | 0 | 0 | 0 | 0 | 0 | 0 | 0 | 5 | 0.0 |
| 34 | * Stuart Skinner | G | 4 | 0 | 0 | 0 | 0 | 0 | 0 | 0 | 0 | 0 | 0 | 0 | 0 | 0 | 0 | 0 | 0 | 0.0 |
| 40 | * Shane Starrett | G | 8 | 0 | 0 | 0 | 0 | 2 | 0 | 0 | 0 | 0 | 0 | 0 | 0 | 0 | 0 | 0 | 0 | 0.0 |
| | BENCH | | 10 | 0 | | | 0 | | | | | | | | | | | | 0 | |
| | TOTALS | | 10 | 30 | 54 | 84 | -6 | 118 | 5 | 8 | 2 | 2 | 5 | 6 | 2 | 2 | 1 | 1 | 337 | 8.9 |

| # | GOALIE | GP | MIN | W | L | SO | EN | GA | GAA | SA | SVS | SV% |
|----|------------------|----|--------|---|---|----|----|----|------|-----|-----|------|
| 34 | * Stuart Skinner | 4 | 175:25 | 2 | 1 | 0 | 0 | 7 | 2.39 | 85 | 78 | .918 |
| 40 | * Shane Starrett | 8 | 457:14 | 3 | 3 | 0 | 1 | 22 | 2.89 | 199 | 177 | .889 |
| 39 | * Dylan Wells | 1 | 59:27 | 0 | 1 | 0 | 1 | 3 | 3.03 | 38 | 35 | .921 |
| | Empty Net | | 5:49 | | | | | 2 | | 2 | | |
| | Totals | 10 | 697:55 | 5 | 5 | 0 | 2 | 34 | 2.92 | 324 | 290 | .895 |

Bridgeport Sound Tigers

| # | PLAYER | POS | GP | G | A | PTS | +/- | PIM | PP | PPA | SH | SHA | GW | FG | IG | OT | UA | EN | SHOTS | SH% |
|----|-----------------------|-----|----|---|----|-----|-----|-----|----|-----|----|-----|----|----|----|----|----|----|-------|------|
| 14 | Matt Lorito | LW | 5 | 2 | 2 | 4 | 0 | 2 | 0 | 2 | 0 | 0 | 1 | 1 | 0 | 1 | 0 | 0 | 17 | 11.8 |
| 38 | * Oliver Wahlstrom | RW | 5 | 2 | 2 | 4 | 0 | 4 | 0 | 1 | 0 | 0 | 0 | 0 | 0 | 0 | 0 | 0 | 15 | 13.3 |
| 15 | * Kieffer Bellows | LW | 5 | 2 | 1 | 3 | 0 | 0 | 2 | 0 | 0 | 0 | 1 | 0 | 0 | 1 | 0 | 0 | 10 | 20.0 |
| 8 | Kyle Burroughs | D | 5 | 0 | 3 | 3 | 1 | 0 | 0 | 0 | 0 | 0 | 0 | 0 | 0 | 0 | 0 | 0 | 8 | 0.0 |
| 37 | Steve Bernier | RW | 5 | 1 | 1 | 2 | -4 | 2 | 1 | 0 | 0 | 0 | 0 | 0 | 0 | 0 | 0 | 0 | 10 | 10.0 |
| 26 | Josh Ho-Sang | RW | 5 | 1 | 1 | 2 | 2 | 0 | 0 | 0 | 0 | 0 | 0 | 0 | 0 | 0 | 0 | 0 | 5 | 20.0 |
| 28 | Sebastian Aho | D | 5 | 0 | 2 | 2 | -1 | 6 | 0 | 1 | 0 | 0 | 0 | 0 | 0 | 0 | 0 | 0 | 12 | 0.0 |
| 12 | * Otto Koivula | LW | 5 | 0 | 2 | 2 | -1 | 0 | 0 | 1 | 0 | 0 | 0 | 0 | 0 | 0 | 0 | 0 | 12 | 0.0 |
| 13 | Stephen Gionta | C | 5 | 1 | 0 | 1 | -1 | 2 | 0 | 0 | 0 | 0 | 0 | 0 | 0 | 0 | 0 | 0 | 15 | 6.7 |
| 18 | John Stevens | C | 4 | 0 | 1 | 1 | 0 | 2 | 0 | 0 | 0 | 0 | 0 | 0 | 0 | 0 | 0 | 0 | 7 | 0.0 |
| 7 | Chris Bourque | LW | 5 | 0 | 1 | 1 | -5 | 2 | 0 | 1 | 0 | 0 | 0 | 0 | 0 | 0 | 0 | 0 | 20 | 0.0 |
| 2 | Seth Helgeson | D | 5 | 0 | 1 | 1 | 0 | 4 | 0 | 0 | 0 | 0 | 0 | 0 | 0 | 0 | 0 | 0 | 9 | 0.0 |
| 35 | Jeremy Smith | G | 1 | 0 | 0 | 0 | 0 | 0 | 0 | 0 | 0 | 0 | 0 | 0 | 0 | 0 | 0 | 0 | 0 | 0.0 |
| 36 | * Jeff Kubiak | C | 2 | 0 | 0 | 0 | 0 | 0 | 0 | 0 | 0 | 0 | 0 | 0 | 0 | 0 | 0 | 0 | 4 | 0.0 |
| 33 | Christopher Gibson | G | 4 | 0 | 0 | 0 | 0 | 0 | 0 | 0 | 0 | 0 | 0 | 0 | 0 | 0 | 0 | 0 | 0 | 0.0 |
| 24 | Travis St. Denis | C | 4 | 0 | 0 | 0 | -3 | 21 | 0 | 0 | 0 | 0 | 0 | 0 | 0 | 0 | 0 | 0 | 4 | 0.0 |
| 10 | Ryan Bourque | LW | 5 | 0 | 0 | 0 | -1 | 0 | 0 | 0 | 0 | 0 | 0 | 0 | 0 | 0 | 0 | 0 | 8 | 0.0 |
| 44 | * Grant Hutton | D | 5 | 0 | 0 | 0 | -1 | 0 | 0 | 0 | 0 | 0 | 0 | 0 | 0 | 0 | 0 | 0 | 6 | 0.0 |
| 29 | Connor Jones | C | 5 | 0 | 0 | 0 | -1 | 4 | 0 | 0 | 0 | 0 | 0 | 0 | 0 | 0 | 0 | 0 | 8 | 0.0 |
| 4 | Mitchell Vande Sompel | D | 5 | 0 | 0 | 0 | -3 | 4 | 0 | 0 | 0 | 0 | 0 | 0 | 0 | 0 | 0 | 0 | 8 | 0.0 |
| 27 | Parker Wotherspoon | D | 5 | 0 | 0 | 0 | -2 | 2 | 0 | 0 | 0 | 0 | 0 | 0 | 0 | 0 | 0 | 0 | 11 | 0.0 |
| | BENCH | | 5 | 0 | | | 0 | | | | | | | | | | | | 0 | |
| | TOTALS | | 5 | 9 | 17 | 26 | -20 | 55 | 3 | 6 | 0 | 0 | 2 | 1 | 0 | 2 | 0 | 0 | 189 | 4.8 |

| # | GOALIE | GP | MIN | W | L | SO | EN | GA | GAA | SA | SVS | SV% |
|----|--------------------|----|--------|---|---|----|----|----|------|-----|-----|------|
| 33 | Christopher Gibson | 4 | 283:20 | 2 | 2 | 0 | 0 | 9 | 1.91 | 123 | 114 | .927 |
| 35 | Jeremy Smith | 1 | 57:19 | 0 | 1 | 0 | 0 | 2 | 2.09 | 34 | 32 | .941 |
| | Empty Net | | 4:37 | | | | | 0 | | 0 | | |
| | Totals | 5 | 345:16 | 2 | 3 | 0 | 0 | 11 | 1.91 | 157 | 146 | .930 |



2018-19 Team & Individual Statistics

Charlotte Checkers

| # | PLAYER | POS | GP | G | A | PTS | +/- | PIM | PP | PPA | SH | SHA | GW | FG | IG | OT | UA | EN | SHOTS | SH% |
|----|-------------------|-----|----|----|-----|-----|-----|-----|----|-----|----|-----|----|----|----|----|----|----|-------|------|
| 22 | Andrew Poturalski | RW | 18 | 12 | 11 | 23 | 15 | 12 | 2 | 0 | 0 | 0 | 3 | 2 | 3 | 0 | 2 | 3 | 35 | 34.3 |
| 19 | * Morgan Geekie | C | 19 | 8 | 10 | 18 | 13 | 6 | 0 | 2 | 0 | 0 | 2 | 1 | 1 | 1 | 1 | 0 | 32 | 25.0 |
| 9 | Tomas Jurco | LW | 18 | 7 | 11 | 18 | 8 | 18 | 2 | 5 | 0 | 0 | 3 | 0 | 1 | 0 | 0 | 0 | 45 | 15.6 |
| 7 | Aleksi Saarela | LW | 17 | 7 | 8 | 15 | 10 | 4 | 0 | 1 | 0 | 0 | 2 | 1 | 2 | 0 | 0 | 2 | 37 | 18.9 |
| 15 | Nicolas Roy | C | 19 | 6 | 9 | 15 | 15 | 14 | 0 | 1 | 2 | 0 | 0 | 0 | 1 | 0 | 1 | 1 | 36 | 16.7 |
| 88 | * Martin Necas | C | 18 | 5 | 8 | 13 | 6 | 6 | 3 | 4 | 0 | 0 | 0 | 0 | 0 | 0 | 0 | 1 | 40 | 12.5 |
| 5 | Trevor Carrick | D | 16 | 3 | 9 | 12 | -1 | 50 | 1 | 2 | 0 | 0 | 0 | 2 | 0 | 0 | 0 | 0 | 28 | 10.7 |
| 24 | Patrick Brown | C | 11 | 5 | 5 | 10 | 7 | 18 | 1 | 0 | 1 | 1 | 0 | 1 | 2 | 0 | 1 | 1 | 25 | 20.0 |
| 12 | Julien Gauthier | RW | 17 | 5 | 3 | 8 | 7 | 10 | 1 | 1 | 0 | 0 | 0 | 2 | 1 | 0 | 0 | 0 | 34 | 14.7 |
| 37 | Nick Schilkey | RW | 19 | 1 | 7 | 8 | -3 | 10 | 0 | 2 | 1 | 0 | 0 | 1 | 0 | 0 | 0 | 0 | 20 | 5.0 |
| 27 | Haydn Fleury | D | 11 | 2 | 4 | 6 | 7 | 8 | 0 | 0 | 1 | 0 | 0 | 0 | 1 | 0 | 0 | 0 | 17 | 11.8 |
| 6 | Bobby Sanguinetti | D | 10 | 1 | 5 | 6 | 6 | 12 | 0 | 2 | 0 | 0 | 1 | 0 | 0 | 0 | 0 | 0 | 10 | 10.0 |
| 10 | Steven Lorentz | LW | 12 | 1 | 4 | 5 | 6 | 2 | 0 | 0 | 0 | 0 | 1 | 0 | 0 | 0 | 0 | 0 | 21 | 4.8 |
| 2 | * Jake Bean | D | 15 | 1 | 4 | 5 | 10 | 10 | 1 | 1 | 0 | 0 | 1 | 0 | 0 | 0 | 0 | 0 | 26 | 3.8 |
| 32 | * Jesper Sellgren | D | 11 | 3 | 1 | 4 | 1 | 4 | 0 | 0 | 0 | 0 | 0 | 0 | 0 | 0 | 0 | 0 | 9 | 33.3 |
| 16 | * Stelio Mattheos | C | 14 | 3 | 1 | 4 | 0 | 4 | 0 | 0 | 0 | 0 | 1 | 0 | 0 | 0 | 1 | 0 | 18 | 16.7 |
| 26 | Zach Nastasiuk | RW | 19 | 2 | 2 | 4 | 1 | 2 | 0 | 0 | 0 | 2 | 0 | 1 | 1 | 0 | 0 | 1 | 13 | 15.4 |
| 4 | Josiah Didier | D | 19 | 0 | 4 | 4 | 12 | 4 | 0 | 0 | 0 | 0 | 0 | 0 | 0 | 0 | 0 | 0 | 27 | 0.0 |
| 11 | Clark Bishop | C | 16 | 2 | 1 | 3 | -1 | 14 | 0 | 0 | 1 | 0 | 0 | 0 | 0 | 0 | 1 | 1 | 25 | 8.0 |
| 28 | Dan Renouf | D | 12 | 1 | 2 | 3 | 9 | 23 | 0 | 0 | 0 | 0 | 0 | 0 | 0 | 0 | 0 | 0 | 12 | 8.3 |
| 3 | Roland McKeown | D | 10 | 0 | 3 | 3 | 7 | 0 | 0 | 0 | 0 | 0 | 0 | 0 | 0 | 0 | 0 | 0 | 17 | 0.0 |
| 29 | Derek Sheppard | D | 6 | 1 | 1 | 2 | 4 | 35 | 0 | 0 | 0 | 0 | 1 | 0 | 0 | 0 | 0 | 0 | 7 | 14.3 |
| 20 | Dennis Robertson | D | 7 | 0 | 2 | 2 | 6 | 16 | 0 | 0 | 0 | 0 | 0 | 0 | 0 | 0 | 0 | 0 | 7 | 0.0 |
| 25 | * Jacob Pritchard | LW | 6 | 1 | 0 | 1 | 2 | 4 | 0 | 0 | 0 | 0 | 0 | 1 | 0 | 0 | 0 | 0 | 5 | 20.0 |
| 34 | * Eric Williams | D | 2 | 0 | 1 | 1 | 0 | 0 | 0 | 0 | 0 | 0 | 0 | 0 | 0 | 0 | 0 | 0 | 4 | 0.0 |
| 40 | Dustin Tokarski | G | 5 | 0 | 0 | 0 | 0 | 0 | 0 | 0 | 0 | 0 | 0 | 0 | 0 | 0 | 0 | 0 | 0 | 0.0 |
| 30 | Alex Nedeljkovic | G | 15 | 0 | 0 | 0 | 0 | 2 | 0 | 0 | 0 | 0 | 0 | 0 | 0 | 0 | 0 | 0 | 0 | 0.0 |
| | BENCH | | 19 | 0 | | | 6 | | | | | | | | | | | | 0 | |
| | TOTALS | | 19 | 77 | 116 | 193 | 147 | 294 | 11 | 21 | 6 | 3 | 15 | 12 | 13 | 1 | 7 | 10 | 550 | 14.0 |

| # | GOALIE | GP | MIN | W | L | SO | EN | GA | GAA | SA | SVS | SV% |
|----|------------------|----|---------|----|---|----|----|----|------|-----|-----|------|
| 40 | Dustin Tokarski | 5 | 275:08 | 5 | 0 | 0 | 0 | 8 | 1.74 | 124 | 116 | .935 |
| 30 | Alex Nedeljkovic | 15 | 897:02 | 10 | 4 | 1 | 1 | 35 | 2.34 | 419 | 384 | .916 |
| | Empty Net | | 2:41 | | | | | 1 | | 1 | | |
| | Totals | 19 | 1174:51 | 15 | 4 | 1 | 1 | 44 | 2.25 | 544 | 500 | .919 |

Chicago Wolves

| # | PLAYER | POS | GP | G | A | PTS | +/- | PIM | PP | PPA | SH | SHA | GW | FG | IG | OT | UA | EN | SHOTS | SH% |
|----|-------------------|-----|----|----|-----|-----|-----|-----|----|-----|----|-----|----|----|----|----|----|----|-------|-------|
| 10 | Curtis McKenzie | LW | 21 | 8 | 7 | 15 | -1 | 51 | 3 | 2 | 0 | 0 | 1 | 2 | 1 | 0 | 0 | 0 | 60 | 13.3 |
| 29 | * Cody Glass | C | 22 | 7 | 8 | 15 | 0 | 6 | 0 | 3 | 0 | 0 | 3 | 0 | 1 | 2 | 0 | 0 | 41 | 17.1 |
| 38 | Tomas Hyka | RW | 22 | 3 | 12 | 15 | -6 | 6 | 1 | 3 | 0 | 0 | 0 | 1 | 0 | 0 | 0 | 0 | 50 | 6.0 |
| 32 | * Zach Whitecloud | D | 22 | 3 | 12 | 15 | -11 | 11 | 1 | 4 | 0 | 1 | 0 | 0 | 0 | 0 | 0 | 0 | 38 | 7.9 |
| 5 | Tye McGinn | LW | 22 | 6 | 7 | 13 | 6 | 12 | 0 | 1 | 0 | 0 | 0 | 2 | 1 | 0 | 1 | 2 | 43 | 14.0 |
| 18 | T.J. Tynan | C | 22 | 2 | 11 | 13 | -2 | 10 | 2 | 2 | 0 | 0 | 0 | 1 | 0 | 0 | 0 | 0 | 37 | 5.4 |
| 7 | Daniel Carr | LW | 15 | 5 | 7 | 12 | 3 | 0 | 2 | 0 | 1 | 0 | 3 | 0 | 0 | 1 | 0 | 0 | 41 | 12.2 |
| 20 | Keegan Kolesar | RW | 21 | 6 | 5 | 11 | 3 | 48 | 0 | 1 | 0 | 0 | 3 | 0 | 1 | 0 | 0 | 1 | 48 | 12.5 |
| 2 | * Nic Hague | D | 22 | 4 | 7 | 11 | -3 | 31 | 1 | 1 | 0 | 0 | 0 | 1 | 0 | 0 | 1 | 0 | 41 | 9.8 |
| 9 | Gage Quinney | C | 18 | 4 | 5 | 9 | 1 | 0 | 1 | 1 | 0 | 1 | 0 | 0 | 1 | 0 | 0 | 0 | 23 | 17.4 |
| 23 | Stefan Matteau | C | 21 | 3 | 5 | 8 | 1 | 22 | 0 | 0 | 1 | 0 | 1 | 0 | 0 | 1 | 0 | 0 | 41 | 7.3 |
| 6 | Griffin Reinhart | D | 21 | 1 | 6 | 7 | 1 | 12 | 0 | 0 | 0 | 0 | 0 | 1 | 0 | 0 | 0 | 0 | 27 | 3.7 |
| 17 | Brooks Macek | RW | 17 | 5 | 1 | 6 | -8 | 8 | 0 | 0 | 0 | 0 | 0 | 2 | 0 | 0 | 0 | 0 | 31 | 16.1 |
| 37 | Zac Leslie | D | 22 | 2 | 4 | 6 | 4 | 6 | 0 | 0 | 0 | 0 | 0 | 0 | 0 | 0 | 1 | 0 | 25 | 8.0 |
| 28 | Jake Bischoff | D | 22 | 0 | 5 | 5 | 5 | 2 | 0 | 2 | 0 | 0 | 0 | 0 | 0 | 0 | 0 | 0 | 39 | 0.0 |
| 14 | * Matthew Weis | C | 22 | 2 | 2 | 4 | -5 | 2 | 0 | 1 | 0 | 0 | 0 | 1 | 0 | 0 | 0 | 0 | 16 | 12.5 |
| 25 | Tobias Lindberg | RW | 13 | 2 | 0 | 2 | -2 | 4 | 0 | 0 | 0 | 0 | 1 | 1 | 0 | 0 | 0 | 0 | 13 | 15.4 |
| 15 | * Dylan Coghlan | D | 7 | 0 | 2 | 2 | -2 | 0 | 0 | 0 | 0 | 0 | 0 | 0 | 0 | 0 | 0 | 0 | 13 | 0.0 |
| 33 | Max Lagace | G | 3 | 1 | 0 | 1 | 0 | 0 | 0 | 0 | 0 | 0 | 0 | 0 | 1 | 0 | 1 | 1 | 1 | 100.0 |
| 13 | Kevin Lough | D | 15 | 0 | 1 | 1 | 1 | 8 | 0 | 0 | 0 | 0 | 0 | 0 | 0 | 0 | 0 | 0 | 8 | 0.0 |
| 3 | Josh Atkinson | D | 1 | 0 | 0 | 0 | -1 | 0 | 0 | 0 | 0 | 0 | 0 | 0 | 0 | 0 | 0 | 0 | 0 | 0.0 |
| 24 | * Jake Leschyshyn | C | 2 | 0 | 0 | 0 | 0 | 0 | 0 | 0 | 0 | 0 | 0 | 0 | 0 | 0 | 0 | 0 | 0 | 0.0 |
| 22 | Alex Gallant | LW | 6 | 0 | 0 | 0 | -3 | 24 | 0 | 0 | 0 | 0 | 0 | 0 | 0 | 0 | 0 | 0 | 1 | 0.0 |
| 8 | Tyler Wong | RW | 6 | 0 | 0 | 0 | -1 | 0 | 0 | 0 | 0 | 0 | 0 | 0 | 0 | 0 | 0 | 0 | 6 | 0.0 |
| 12 | * Ryan Wagner | F | 14 | 0 | 0 | 0 | -2 | 2 | 0 | 0 | 0 | 0 | 0 | 0 | 0 | 0 | 0 | 0 | 10 | 0.0 |
| 35 | Oscar Dansk | G | 19 | 0 | 0 | 0 | 0 | 0 | 0 | 0 | 0 | 0 | 0 | 0 | 0 | 0 | 0 | 0 | 0 | 0.0 |
| | BENCH | | 22 | 0 | | | 2 | | | | | | | | | | | | 0 | |
| | TOTALS | | 22 | 64 | 107 | 171 | -22 | 267 | 11 | 21 | 2 | 2 | 12 | 12 | 6 | 4 | 4 | 4 | 653 | 9.8 |

| # | GOALIE | GP | MIN | W | L | SO | EN | GA | GAA | SA | SVS | SV% |
|----|-------------|----|---------|----|----|----|----|----|------|-----|-----|------|
| 35 | Oscar Dansk | 19 | 1185:53 | 10 | 9 | 0 | 8 | 49 | 2.48 | 550 | 501 | .911 |
| 33 | Max Lagace | 3 | 179:53 | 2 | 1 | 0 | 0 | 10 | 3.34 | 74 | 64 | .865 |
| | Empty Net | | 18:27 | | | | | 8 | | 8 | | |
| | Totals | 22 | 1384:13 | 12 | 10 | 0 | 8 | 67 | 2.90 | 632 | 565 | .894 |



2018-19 Team & Individual Statistics

Cleveland Monsters

| # | PLAYER | POS | GP | G | A | PTS | +/- | PIM | PP | PPA | SH | SHA | GW | FG | IG | OT | UA | EN | SHOTS | SH% |
|----|---------------------|-----|----|----|----|-----|-----|-----|----|-----|----|-----|----|----|----|----|----|----|-------|------|
| 22 | Sonny Milano | LW | 8 | 2 | 8 | 10 | 7 | 10 | 0 | 0 | 0 | 0 | 0 | 0 | 0 | 0 | 0 | 1 | 12 | 16.7 |
| 55 | Mark Letestu | C | 8 | 3 | 2 | 5 | 6 | 2 | 0 | 1 | 0 | 0 | 0 | 1 | 1 | 0 | 0 | 0 | 18 | 16.7 |
| 10 | Dan DeSalvo | C | 8 | 2 | 3 | 5 | 4 | 4 | 0 | 0 | 0 | 0 | 1 | 0 | 0 | 0 | 0 | 0 | 16 | 12.5 |
| 18 | Dillon Simpson | D | 8 | 1 | 3 | 4 | 0 | 4 | 0 | 0 | 0 | 0 | 0 | 0 | 1 | 0 | 1 | 1 | 11 | 9.1 |
| 28 | Zac Dalpe | C | 8 | 2 | 1 | 3 | 0 | 16 | 1 | 0 | 0 | 1 | 1 | 0 | 0 | 0 | 0 | 0 | 20 | 10.0 |
| 20 | Justin Scott | C | 8 | 2 | 1 | 3 | 2 | 0 | 0 | 0 | 1 | 0 | 0 | 1 | 0 | 0 | 0 | 0 | 10 | 20.0 |
| 3 | Tommy Cross | D | 8 | 1 | 2 | 3 | 1 | 6 | 1 | 1 | 0 | 0 | 0 | 1 | 0 | 0 | 0 | 0 | 14 | 7.1 |
| 72 | Ryan MacInnis | C | 8 | 1 | 2 | 3 | 2 | 2 | 0 | 0 | 0 | 0 | 0 | 0 | 0 | 0 | 0 | 0 | 11 | 9.1 |
| 53 | Gabriel Carlsson | D | 8 | 0 | 3 | 3 | 2 | 2 | 0 | 0 | 0 | 0 | 0 | 0 | 0 | 0 | 0 | 0 | 8 | 0.0 |
| 19 | * Liam Foudy | C | 8 | 2 | 0 | 2 | 3 | 2 | 0 | 0 | 0 | 0 | 1 | 1 | 0 | 0 | 0 | 0 | 15 | 13.3 |
| 16 | * Trey Fix-Wolansky | RW | 3 | 1 | 1 | 2 | -3 | 0 | 0 | 1 | 0 | 0 | 0 | 1 | 0 | 0 | 0 | 0 | 10 | 10.0 |
| 25 | Alex Broadhurst | C | 8 | 1 | 1 | 2 | -1 | 6 | 0 | 1 | 0 | 0 | 0 | 0 | 1 | 0 | 1 | 0 | 13 | 7.7 |
| 82 | Kevin Stenlund | C | 5 | 1 | 0 | 1 | -1 | 0 | 1 | 0 | 0 | 0 | 0 | 0 | 0 | 0 | 0 | 0 | 4 | 25.0 |
| 23 | * Derek Barach | C | 8 | 1 | 0 | 1 | -2 | 2 | 0 | 0 | 0 | 0 | 0 | 0 | 0 | 0 | 1 | 1 | 8 | 12.5 |
| 6 | Ryan Collins | D | 8 | 1 | 0 | 1 | 5 | 4 | 0 | 0 | 0 | 0 | 0 | 0 | 0 | 0 | 0 | 0 | 13 | 7.7 |
| 21 | Sam Vigneault | C | 3 | 0 | 1 | 1 | 1 | 0 | 0 | 0 | 0 | 0 | 0 | 0 | 0 | 0 | 0 | 0 | 2 | 0.0 |
| 5 | * Justin Wade | D | 3 | 0 | 1 | 1 | 1 | 2 | 0 | 0 | 0 | 0 | 0 | 0 | 0 | 0 | 0 | 0 | 3 | 0.0 |
| 40 | Garret Cockerill | D | 6 | 0 | 1 | 1 | 4 | 0 | 1 | 0 | 0 | 0 | 0 | 0 | 0 | 0 | 0 | 0 | 12 | 0.0 |
| 88 | * Kole Sherwood | RW | 6 | 0 | 1 | 1 | 0 | 13 | 0 | 1 | 0 | 0 | 0 | 0 | 0 | 0 | 0 | 0 | 8 | 0.0 |
| 38 | * Nikita Korostelev | RW | 1 | 0 | 0 | 0 | 1 | 0 | 0 | 0 | 0 | 0 | 0 | 0 | 0 | 0 | 0 | 0 | 1 | 0.0 |
| 13 | Alexandre Texier | C | 1 | 0 | 0 | 0 | -2 | 2 | 0 | 0 | 0 | 0 | 0 | 0 | 0 | 0 | 0 | 0 | 2 | 0.0 |
| 57 | Paul Bittner | LW | 5 | 0 | 0 | 0 | -3 | 0 | 0 | 0 | 0 | 0 | 0 | 0 | 0 | 0 | 0 | 0 | 6 | 0.0 |
| 26 | Doyle Somerby | D | 7 | 0 | 0 | 0 | 4 | 6 | 0 | 0 | 0 | 0 | 0 | 0 | 0 | 0 | 0 | 0 | 8 | 0.0 |
| 39 | Brad Thiessen | G | 8 | 0 | 0 | 0 | 0 | 0 | 0 | 0 | 0 | 0 | 0 | 0 | 0 | 0 | 0 | 0 | 0 | 0.0 |
| | BENCH | | 8 | 0 | | | 0 | | | | | | | | | | | | 0 | |
| | TOTALS | | 8 | 21 | 31 | 52 | 28 | 87 | 3 | 6 | 1 | 1 | 3 | 5 | 3 | 0 | 3 | 3 | 225 | 9.3 |

| # | GOALIE | GP | MIN | W | L | SO | EN | GA | GAA | SA | SVS | SV% |
|----|---------------|----|--------|---|---|----|----|----|------|-----|-----|------|
| 39 | Brad Thiessen | 8 | 466:54 | 3 | 5 | 1 | 3 | 20 | 2.57 | 205 | 185 | .902 |
| | Empty Net | | 14:19 | | | | | 3 | | 3 | | |
| | Totals | 8 | 481:13 | 3 | 5 | 1 | 3 | 23 | 2.87 | 208 | 185 | .889 |

Colorado Eagles

| # | PLAYER | POS | GP | G | A | PTS | +/- | PIM | PP | PPA | SH | SHA | GW | FG | IG | OT | UA | EN | SHOTS | SH% |
|----|------------------|-----|----|----|----|-----|-----|-----|----|-----|----|-----|----|----|----|----|----|----|-------|------|
| 26 | Andrew Agozzino | LW | 4 | 3 | 0 | 3 | -2 | 6 | 1 | 0 | 1 | 0 | 1 | 0 | 1 | 0 | 2 | 1 | 9 | 33.3 |
| 24 | A.J. Greer | LW | 4 | 0 | 3 | 3 | -3 | 9 | 0 | 1 | 0 | 0 | 0 | 0 | 0 | 0 | 0 | 0 | 9 | 0.0 |
| 61 | * Martin Kaut | RW | 4 | 2 | 0 | 2 | 0 | 4 | 1 | 0 | 0 | 0 | 0 | 0 | 0 | 0 | 1 | 0 | 5 | 40.0 |
| 7 | Mark Alt | D | 4 | 1 | 1 | 2 | 3 | 0 | 0 | 0 | 0 | 0 | 0 | 0 | 0 | 0 | 0 | 0 | 5 | 20.0 |
| 5 | David Warsofsky | D | 4 | 1 | 1 | 2 | -6 | 0 | 0 | 1 | 0 | 0 | 0 | 0 | 0 | 0 | 0 | 0 | 13 | 7.7 |
| 41 | Nicolas Meloche | D | 4 | 0 | 2 | 2 | -2 | 0 | 0 | 0 | 0 | 0 | 0 | 0 | 0 | 0 | 0 | 0 | 1 | 0.0 |
| 47 | Dominic Toninato | C | 4 | 0 | 2 | 2 | -2 | 2 | 0 | 0 | 0 | 0 | 0 | 0 | 0 | 0 | 0 | 0 | 6 | 0.0 |
| 15 | Sheldon Dries | C | 4 | 1 | 0 | 1 | -1 | 0 | 0 | 0 | 0 | 0 | 0 | 0 | 0 | 0 | 0 | 0 | 8 | 12.5 |
| 54 | Anton Lindholm | D | 4 | 1 | 0 | 1 | 4 | 0 | 0 | 0 | 0 | 0 | 0 | 0 | 0 | 0 | 0 | 0 | 2 | 50.0 |
| 38 | Julien Nantel | LW | 4 | 1 | 0 | 1 | -2 | 0 | 0 | 0 | 0 | 0 | 0 | 1 | 0 | 0 | 0 | 0 | 3 | 33.3 |
| 45 | Cody Bass | RW | 3 | 0 | 1 | 1 | 2 | 12 | 0 | 0 | 0 | 0 | 0 | 0 | 0 | 0 | 0 | 0 | 1 | 0.0 |
| 14 | * Shane Bowers | C | 4 | 0 | 1 | 1 | -2 | 0 | 0 | 1 | 0 | 0 | 0 | 0 | 0 | 0 | 0 | 0 | 5 | 0.0 |
| 34 | Kale Kessy | LW | 1 | 0 | 0 | 0 | -1 | 2 | 0 | 0 | 0 | 0 | 0 | 0 | 0 | 0 | 0 | 0 | 3 | 0.0 |
| 62 | * Nick Henry | RW | 2 | 0 | 0 | 0 | -1 | 2 | 0 | 0 | 0 | 0 | 0 | 0 | 0 | 0 | 0 | 0 | 2 | 0.0 |
| 46 | Max McCormick | LW | 2 | 0 | 0 | 0 | 1 | 0 | 0 | 0 | 0 | 0 | 0 | 0 | 0 | 0 | 0 | 0 | 0 | 0.0 |
| 42 | Sergei Boikov | D | 4 | 0 | 0 | 0 | -2 | 4 | 0 | 0 | 0 | 0 | 0 | 0 | 0 | 0 | 0 | 0 | 3 | 0.0 |
| 39 | Pavel Francouz | G | 4 | 0 | 0 | 0 | 0 | 0 | 0 | 0 | 0 | 0 | 0 | 0 | 0 | 0 | 0 | 0 | 0 | 0.0 |
| 2 | Mason Geertsen | D | 4 | 0 | 0 | 0 | -2 | 8 | 0 | 0 | 0 | 0 | 0 | 0 | 0 | 0 | 0 | 0 | 4 | 0.0 |
| 88 | Michael Joly | RW | 4 | 0 | 0 | 0 | -3 | 4 | 0 | 0 | 0 | 0 | 0 | 0 | 0 | 0 | 0 | 0 | 5 | 0.0 |
| 32 | Scott Kosmachuk | RW | 4 | 0 | 0 | 0 | 6 | 0 | 0 | 0 | 0 | 0 | 0 | 0 | 0 | 0 | 0 | 0 | 4 | 0.0 |
| 25 | * Logan O'Connor | RW | 4 | 0 | 0 | 0 | -4 | 0 | 0 | 0 | 0 | 0 | 0 | 0 | 0 | 0 | 0 | 0 | 6 | 0.0 |
| | BENCH | | 4 | 0 | | | 0 | | | | | | | | | | | | 0 | |
| | TOTALS | | 4 | 10 | 11 | 21 | -23 | 59 | 2 | 3 | 1 | 0 | 1 | 1 | 1 | 0 | 3 | 1 | 94 | 10.6 |

| # | GOALIE | GP | MIN | W | L | SO | EN | GA | GAA | SA | SVS | SV% |
|----|----------------|----|--------|---|---|----|----|----|------|-----|-----|------|
| 39 | Pavel Francouz | 4 | 235:43 | 1 | 3 | 0 | 1 | 13 | 3.31 | 124 | 111 | .895 |
| | Empty Net | | 4:17 | | | | | 1 | | 1 | | |
| | Totals | 4 | 240:00 | 1 | 3 | 0 | 1 | 14 | 3.50 | 125 | 111 | .888 |



2018-19 Team & Individual Statistics

Grand Rapids Griffins

| # | PLAYER | POS | GP | G | A | PTS | +/- | PIM | PP | PPA | SH | SHA | GW | FG | IG | OT | UA | EN | SHOTS | SH% |
|----|----------------------|-----|----|----|----|-----|-----|-----|----|-----|----|-----|----|----|----|----|----|----|-------|-------|
| 15 | Turner Elson | LW | 5 | 2 | 2 | 4 | 3 | 0 | 0 | 0 | 0 | 0 | 0 | 0 | 0 | 0 | 1 | 1 | 7 | 28.6 |
| 73 | Matt Puempel | LW | 5 | 2 | 2 | 4 | -1 | 16 | 2 | 1 | 0 | 0 | 1 | 0 | 0 | 0 | 0 | 0 | 9 | 22.2 |
| 45 | Colin Campbell | RW | 5 | 3 | 0 | 3 | 5 | 2 | 0 | 0 | 0 | 0 | 0 | 0 | 0 | 0 | 0 | 0 | 9 | 33.3 |
| 11 | * Filip Zadina | LW | 5 | 2 | 1 | 3 | -2 | 0 | 0 | 1 | 0 | 0 | 0 | 0 | 0 | 0 | 0 | 0 | 7 | 28.6 |
| 91 | Martin Frk | RW | 3 | 1 | 2 | 3 | -2 | 16 | 0 | 1 | 0 | 0 | 0 | 0 | 0 | 0 | 0 | 0 | 5 | 20.0 |
| 23 | Dominic Turgeon | C | 3 | 1 | 2 | 3 | 3 | 0 | 0 | 0 | 0 | 0 | 0 | 0 | 1 | 0 | 0 | 0 | 9 | 11.1 |
| 19 | Carter Camper | C | 5 | 0 | 3 | 3 | 1 | 0 | 0 | 1 | 0 | 0 | 0 | 0 | 0 | 0 | 0 | 0 | 7 | 0.0 |
| 13 | Filip Hronek | D | 5 | 0 | 3 | 3 | 0 | 28 | 0 | 2 | 0 | 0 | 0 | 0 | 0 | 0 | 0 | 0 | 17 | 0.0 |
| 22 | Wade Megan | C | 5 | 2 | 0 | 2 | -3 | 16 | 1 | 0 | 0 | 0 | 1 | 0 | 1 | 0 | 0 | 0 | 13 | 15.4 |
| 39 | Derek Hulak | LW | 4 | 1 | 1 | 2 | 1 | 0 | 0 | 0 | 0 | 0 | 1 | 0 | 0 | 0 | 0 | 0 | 3 | 33.3 |
| 65 | Dominik Shine | RW | 5 | 1 | 1 | 2 | 1 | 2 | 0 | 0 | 0 | 0 | 0 | 0 | 0 | 0 | 0 | 0 | 9 | 11.1 |
| 25 | Chris Terry | RW | 5 | 1 | 1 | 2 | 1 | 2 | 0 | 0 | 0 | 0 | 0 | 0 | 0 | 0 | 0 | 0 | 12 | 8.3 |
| 54 | * Givani Smith | LW | 4 | 0 | 2 | 2 | 1 | 9 | 0 | 0 | 0 | 0 | 0 | 0 | 0 | 0 | 0 | 0 | 2 | 0.0 |
| 4 | Libor Sulak | D | 4 | 0 | 2 | 2 | 4 | 4 | 0 | 0 | 0 | 0 | 0 | 0 | 0 | 0 | 0 | 0 | 4 | 0.0 |
| 44 | * Dennis Cholowski | D | 5 | 0 | 2 | 2 | 1 | 2 | 0 | 0 | 0 | 0 | 0 | 0 | 0 | 0 | 0 | 0 | 8 | 0.0 |
| 26 | Christoffer Ehn | C | 5 | 0 | 2 | 2 | 3 | 2 | 0 | 0 | 0 | 0 | 0 | 0 | 0 | 0 | 0 | 0 | 4 | 0.0 |
| 9 | Vili Saarijarvi | D | 1 | 1 | 0 | 1 | 0 | 0 | 0 | 0 | 0 | 0 | 0 | 1 | 0 | 0 | 0 | 0 | 1 | 100.0 |
| 18 | Brian Lashoff | D | 2 | 0 | 1 | 1 | 2 | 0 | 0 | 0 | 0 | 0 | 0 | 0 | 0 | 0 | 0 | 0 | 1 | 0.0 |
| 2 | Joe Hicketts | D | 5 | 0 | 1 | 1 | -1 | 8 | 0 | 0 | 0 | 0 | 0 | 0 | 0 | 0 | 0 | 0 | 7 | 0.0 |
| 29 | Harri Sateri | G | 5 | 0 | 1 | 1 | 0 | 0 | 0 | 0 | 0 | 0 | 0 | 0 | 0 | 0 | 0 | 0 | 0 | 0.0 |
| 37 | * Jarid Lukosevicius | F | 1 | 0 | 0 | 0 | 0 | 0 | 0 | 0 | 0 | 0 | 0 | 0 | 0 | 0 | 0 | 0 | 0 | 0.0 |
| 27 | Jake Chelios | D | 4 | 0 | 0 | 0 | 1 | 7 | 0 | 0 | 0 | 0 | 0 | 0 | 0 | 0 | 0 | 0 | 5 | 0.0 |
| 52 | Dylan McIlrath | D | 4 | 0 | 0 | 0 | 1 | 10 | 0 | 0 | 0 | 0 | 0 | 0 | 0 | 0 | 0 | 0 | 8 | 0.0 |
| | BENCH | | 5 | 0 | | | | 2 | | | | | | | | | | | 0 | |
| | TOTALS | | 5 | 17 | 29 | 46 | 19 | 126 | 3 | 6 | 0 | 0 | 2 | 2 | 2 | 0 | 1 | 1 | 147 | 11.6 |

| # | GOALIE | GP | MIN | W | L | SO | EN | GA | GAA | SA | SVS | SV% |
|----|--------------|----|--------|---|---|----|----|----|------|-----|-----|------|
| 29 | Harri Sateri | 5 | 292:13 | 2 | 3 | 0 | 2 | 13 | 2.67 | 146 | 133 | .911 |
| | Empty Net | | 7:47 | | | | | 2 | | 2 | | |
| | Totals | 5 | 300:00 | 2 | 3 | 0 | 2 | 15 | 3.00 | 148 | 133 | .899 |

Hershey Bears

| # | PLAYER | POS | GP | G | A | PTS | +/- | PIM | PP | PPA | SH | SHA | GW | FG | IG | OT | UA | EN | SHOTS | SH% |
|----|--------------------|-----|----|----|----|-----|-----|-----|----|-----|----|-----|----|----|----|----|----|----|-------|------|
| 36 | Jayson Megna | C | 9 | 4 | 4 | 8 | -1 | 6 | 2 | 1 | 2 | 0 | 0 | 0 | 0 | 1 | 0 | 0 | 20 | 20.0 |
| 19 | Riley Barber | RW | 9 | 3 | 3 | 6 | -3 | 4 | 1 | 1 | 0 | 0 | 0 | 1 | 1 | 0 | 0 | 0 | 23 | 13.0 |
| 12 | Nathan Walker | LW | 9 | 1 | 4 | 5 | -2 | 24 | 0 | 2 | 0 | 0 | 0 | 1 | 0 | 0 | 0 | 0 | 19 | 5.3 |
| 18 | * Garrett Pilon | C | 9 | 0 | 5 | 5 | -3 | 0 | 0 | 1 | 0 | 0 | 0 | 0 | 0 | 0 | 0 | 0 | 15 | 0.0 |
| 5 | Ryan Sproul | D | 9 | 3 | 1 | 4 | 1 | 2 | 0 | 0 | 0 | 0 | 1 | 1 | 0 | 0 | 0 | 0 | 17 | 17.6 |
| 17 | Mike Sgarbossa | C | 5 | 1 | 2 | 3 | 2 | 8 | 0 | 0 | 0 | 0 | 1 | 1 | 0 | 0 | 0 | 0 | 13 | 7.7 |
| 10 | * Shane Gersich | LW | 9 | 1 | 2 | 3 | -2 | 6 | 0 | 0 | 0 | 1 | 0 | 0 | 0 | 0 | 0 | 0 | 11 | 9.1 |
| 11 | Steve Whitney | RW | 9 | 1 | 2 | 3 | -2 | 8 | 0 | 0 | 0 | 0 | 0 | 0 | 0 | 0 | 0 | 0 | 14 | 7.1 |
| 39 | Chris McCarthy | C | 9 | 2 | 0 | 2 | -5 | 0 | 0 | 0 | 0 | 0 | 0 | 1 | 0 | 0 | 0 | 0 | 7 | 28.6 |
| 28 | * Brian Pinho | C | 8 | 1 | 1 | 2 | -2 | 0 | 0 | 0 | 0 | 0 | 1 | 0 | 0 | 1 | 0 | 0 | 11 | 9.1 |
| 27 | Aaron Ness | D | 6 | 0 | 2 | 2 | -5 | 0 | 1 | 0 | 0 | 0 | 0 | 0 | 0 | 0 | 0 | 0 | 14 | 0.0 |
| 6 | Lucas Johansen | D | 9 | 0 | 2 | 2 | 0 | 2 | 0 | 0 | 0 | 0 | 0 | 0 | 0 | 0 | 0 | 0 | 8 | 0.0 |
| 13 | * Beck Malenstyn | RW | 9 | 0 | 2 | 2 | 0 | 6 | 0 | 0 | 0 | 0 | 0 | 0 | 0 | 0 | 0 | 0 | 11 | 0.0 |
| 20 | Liam O'Brien | LW | 8 | 1 | 0 | 1 | 0 | 21 | 0 | 0 | 0 | 0 | 0 | 1 | 0 | 0 | 0 | 0 | 14 | 7.1 |
| 7 | Connor Hobbs | D | 9 | 0 | 1 | 1 | 1 | 0 | 0 | 0 | 0 | 0 | 0 | 0 | 0 | 0 | 0 | 0 | 14 | 0.0 |
| 23 | * Hunter Fejes | LW | 1 | 0 | 0 | 0 | 0 | 0 | 0 | 0 | 0 | 0 | 0 | 0 | 0 | 0 | 0 | 0 | 2 | 0.0 |
| 29 | * Steven Spinner | RW | 1 | 0 | 0 | 0 | 0 | 0 | 0 | 0 | 0 | 0 | 0 | 0 | 0 | 0 | 0 | 0 | 0 | 0.0 |
| 15 | * Joe Snively | LW | 2 | 0 | 0 | 0 | 0 | 0 | 0 | 0 | 0 | 0 | 0 | 0 | 0 | 0 | 0 | 0 | 1 | 0.0 |
| 25 | Colby Williams | D | 3 | 0 | 0 | 0 | -1 | 4 | 0 | 0 | 0 | 0 | 0 | 0 | 0 | 0 | 0 | 0 | 2 | 0.0 |
| 40 | Andrew Cherniwchan | RW | 4 | 0 | 0 | 0 | -2 | 0 | 0 | 0 | 0 | 0 | 0 | 0 | 0 | 0 | 0 | 0 | 0 | 0.0 |
| 37 | Joey Leach | D | 4 | 0 | 0 | 0 | -1 | 11 | 0 | 0 | 0 | 0 | 0 | 0 | 0 | 0 | 0 | 0 | 3 | 0.0 |
| 30 | Vitek Vanecek | G | 4 | 0 | 0 | 0 | 0 | 0 | 0 | 0 | 0 | 0 | 0 | 0 | 0 | 0 | 0 | 0 | 0 | 0.0 |
| 35 | * Ilya Samsonov | G | 5 | 0 | 0 | 0 | 0 | 0 | 0 | 0 | 0 | 0 | 0 | 0 | 0 | 0 | 0 | 0 | 0 | 0.0 |
| 33 | * Tobias Geisser | D | 6 | 0 | 0 | 0 | -1 | 0 | 0 | 0 | 0 | 0 | 0 | 0 | 0 | 0 | 0 | 0 | 2 | 0.0 |
| 26 | * Dylan Steman | C | 7 | 0 | 0 | 0 | -2 | 4 | 0 | 0 | 0 | 0 | 0 | 0 | 0 | 0 | 0 | 0 | 10 | 0.0 |
| 2 | Tyler Lewington | D | 8 | 0 | 0 | 0 | -6 | 20 | 0 | 0 | 0 | 0 | 0 | 0 | 0 | 0 | 0 | 0 | 15 | 0.0 |
| | BENCH | | 9 | 0 | | | | 0 | | | | | | | | | | | 0 | |
| | TOTALS | | 9 | 18 | 31 | 49 | -34 | 126 | 3 | 6 | 2 | 1 | 3 | 5 | 1 | 1 | 1 | 0 | 246 | 7.3 |

| # | GOALIE | GP | MIN | W | L | SO | EN | GA | GAA | SA | SVS | SV% |
|----|-----------------|----|--------|---|---|----|----|----|------|-----|-----|------|
| 30 | Vitek Vanecek | 4 | 240:32 | 1 | 3 | 1 | 1 | 9 | 2.25 | 139 | 130 | .935 |
| 35 | * Ilya Samsonov | 5 | 341:41 | 2 | 3 | 0 | 1 | 17 | 2.99 | 165 | 148 | .897 |
| | Empty Net | | 3:03 | | | | | 2 | | 2 | | |
| | Totals | 9 | 585:16 | 3 | 6 | 1 | 2 | 28 | 2.87 | 306 | 278 | .908 |



2018-19 Team & Individual Statistics

Iowa Wild

| # | PLAYER | POS | GP | G | A | PTS | +/- | PIM | PP | PPA | SH | SHA | GW | FG | IG | OT | UA | EN | SHOTS | SH% |
|----|-------------------|-----|----|----|----|-----|-----|-----|----|-----|----|-----|----|----|----|----|----|----|-------|------|
| 20 | Gerald Mayhew | RW | 11 | 9 | 2 | 11 | 4 | 20 | 1 | 1 | 1 | 0 | 1 | 1 | 1 | 0 | 0 | 0 | 32 | 28.1 |
| 9 | Cal O'Reilly | C | 11 | 3 | 6 | 9 | 1 | 6 | 2 | 2 | 0 | 0 | 1 | 2 | 0 | 0 | 0 | 0 | 23 | 13.0 |
| 19 | Luke Kunin | C | 11 | 6 | 2 | 8 | 1 | 18 | 0 | 1 | 0 | 0 | 1 | 2 | 1 | 0 | 1 | 0 | 31 | 19.4 |
| 26 | Matt Read | RW | 10 | 3 | 5 | 8 | 6 | 12 | 2 | 0 | 0 | 1 | 1 | 0 | 1 | 0 | 0 | 1 | 16 | 18.8 |
| 7 | Sam Anas | RW | 11 | 1 | 6 | 7 | -1 | 2 | 0 | 5 | 0 | 0 | 0 | 0 | 0 | 0 | 0 | 0 | 15 | 6.7 |
| 42 | Kyle Rau | LW | 11 | 4 | 2 | 6 | -3 | 4 | 2 | 1 | 0 | 0 | 0 | 0 | 0 | 0 | 0 | 0 | 17 | 23.5 |
| 12 | * Ryan Donato | LW | 11 | 2 | 4 | 6 | -4 | 4 | 0 | 1 | 0 | 0 | 0 | 0 | 0 | 0 | 1 | 0 | 21 | 9.5 |
| 14 | * Will Bitten | RW | 11 | 0 | 5 | 5 | 5 | 2 | 0 | 0 | 0 | 0 | 0 | 0 | 0 | 0 | 0 | 0 | 14 | 0.0 |
| 2 | * Jordan Greenway | LW | 11 | 0 | 5 | 5 | -1 | 16 | 0 | 1 | 0 | 0 | 0 | 0 | 0 | 0 | 0 | 0 | 10 | 0.0 |
| 37 | Hunter Warner | D | 11 | 1 | 3 | 4 | 5 | 2 | 1 | 0 | 0 | 0 | 0 | 0 | 0 | 0 | 0 | 0 | 7 | 14.3 |
| 27 | Brennan Menell | D | 11 | 0 | 4 | 4 | 0 | 4 | 0 | 2 | 0 | 0 | 0 | 0 | 0 | 0 | 0 | 0 | 20 | 0.0 |
| 8 | * Louie Belpedio | D | 11 | 1 | 2 | 3 | -5 | 9 | 0 | 1 | 0 | 0 | 1 | 0 | 0 | 0 | 0 | 0 | 16 | 6.3 |
| 17 | Mike Liambas | LW | 11 | 1 | 2 | 3 | -1 | 12 | 0 | 1 | 0 | 0 | 0 | 0 | 0 | 0 | 0 | 0 | 7 | 14.3 |
| 44 | Matt Bartkowski | D | 11 | 1 | 1 | 2 | 6 | 10 | 0 | 0 | 0 | 0 | 0 | 0 | 0 | 0 | 1 | 0 | 17 | 5.9 |
| 21 | Carson Soucy | D | 11 | 0 | 2 | 2 | -3 | 6 | 0 | 0 | 0 | 0 | 0 | 0 | 0 | 0 | 0 | 0 | 18 | 0.0 |
| 23 | * Mason Shaw | LW | 3 | 1 | 0 | 1 | 3 | 2 | 0 | 0 | 0 | 0 | 0 | 0 | 0 | 0 | 0 | 0 | 3 | 33.3 |
| 36 | Colton Beck | F | 11 | 1 | 0 | 1 | -3 | 0 | 1 | 0 | 0 | 0 | 0 | 0 | 0 | 0 | 0 | 0 | 10 | 10.0 |
| 6 | * Mitch McLain | C | 8 | 0 | 1 | 1 | -3 | 2 | 0 | 0 | 0 | 0 | 0 | 0 | 0 | 0 | 0 | 0 | 9 | 0.0 |
| 39 | Nate Prosser | D | 11 | 0 | 1 | 1 | 4 | 4 | 0 | 0 | 0 | 0 | 0 | 0 | 0 | 0 | 0 | 0 | 10 | 0.0 |
| 28 | * Dmitry Sokolov | RW | 1 | 0 | 0 | 0 | 0 | 0 | 0 | 0 | 0 | 0 | 0 | 0 | 0 | 0 | 0 | 0 | 1 | 0.0 |
| 35 | Andrew Hammond | G | 11 | 0 | 0 | 0 | 0 | 2 | 0 | 0 | 0 | 0 | 0 | 0 | 0 | 0 | 0 | 0 | 0 | 0.0 |
| | BENCH | | 11 | 0 | | | | 2 | | | | | | | | | | | 0 | |
| | TOTALS | | 11 | 34 | 53 | 87 | 11 | 139 | 9 | 16 | 1 | 1 | 5 | 5 | 3 | 0 | 3 | 1 | 297 | 11.4 |

| # | GOALIE | GP | MIN | W | L | SO | EN | GA | GAA | SA | SVS | SV% |
|----|----------------|----|--------|---|---|----|----|----|------|-----|-----|------|
| 35 | Andrew Hammond | 11 | 683:16 | 5 | 6 | 2 | 0 | 28 | 2.46 | 317 | 289 | .912 |
| | Empty Net | | 7:56 | | | | | 0 | | 0 | | |
| | Totals | 11 | 691:12 | 5 | 6 | 2 | 0 | 28 | 2.43 | 317 | 289 | .912 |

Milwaukee Admirals

| # | PLAYER | POS | GP | G | A | PTS | +/- | PIM | PP | PPA | SH | SHA | GW | FG | IG | OT | UA | EN | SHOTS | SH% |
|----|-------------------|-----|----|----|----|-----|-----|-----|----|-----|----|-----|----|----|----|----|----|----|-------|------|
| 90 | Anthony Richard | LW | 5 | 4 | 1 | 5 | 0 | 9 | 1 | 0 | 1 | 0 | 0 | 1 | 0 | 1 | 0 | 14 | 28.6 | |
| 19 | Justin Kirkland | LW | 5 | 1 | 3 | 4 | -1 | 8 | 0 | 1 | 0 | 0 | 0 | 0 | 0 | 0 | 0 | 0 | 9 | 11.1 |
| 13 | Yakov Trenin | C | 5 | 0 | 3 | 3 | 0 | 4 | 0 | 0 | 0 | 0 | 0 | 0 | 0 | 0 | 0 | 0 | 6 | 0.0 |
| 52 | Phil Di Giuseppe | LW | 5 | 2 | 0 | 2 | 0 | 4 | 0 | 0 | 0 | 0 | 0 | 1 | 0 | 0 | 0 | 0 | 11 | 18.2 |
| 58 | Frederic Allard | D | 5 | 1 | 1 | 2 | -1 | 2 | 0 | 0 | 0 | 0 | 1 | 0 | 0 | 1 | 0 | 0 | 11 | 9.1 |
| 10 | Tyler Gaudet | C | 4 | 0 | 2 | 2 | 0 | 4 | 0 | 0 | 0 | 0 | 0 | 0 | 0 | 0 | 0 | 0 | 9 | 0.0 |
| 46 | Matt Donovan | D | 5 | 0 | 2 | 2 | 4 | 8 | 0 | 0 | 0 | 0 | 0 | 0 | 0 | 0 | 0 | 0 | 11 | 0.0 |
| 25 | Cole Schneider | LW | 5 | 0 | 2 | 2 | 0 | 0 | 0 | 1 | 0 | 0 | 0 | 0 | 0 | 0 | 0 | 0 | 10 | 0.0 |
| 43 | Colin Blackwell | C | 5 | 1 | 0 | 1 | 0 | 4 | 0 | 0 | 0 | 0 | 1 | 0 | 0 | 0 | 0 | 0 | 10 | 10.0 |
| 24 | * Mathieu Olivier | RW | 5 | 1 | 0 | 1 | -1 | 16 | 0 | 0 | 0 | 0 | 1 | 0 | 0 | 0 | 0 | 0 | 5 | 20.0 |
| 2 | Joe Pendenza | C | 2 | 0 | 1 | 1 | -2 | 0 | 0 | 0 | 0 | 0 | 0 | 0 | 0 | 0 | 0 | 0 | 1 | 0.0 |
| 5 | Vince Pedrie | D | 3 | 0 | 1 | 1 | 1 | 6 | 0 | 0 | 0 | 0 | 0 | 0 | 0 | 0 | 0 | 0 | 5 | 0.0 |
| 28 | Jarred Tinordi | D | 5 | 0 | 1 | 1 | -8 | 10 | 0 | 0 | 0 | 0 | 0 | 0 | 0 | 0 | 0 | 0 | 8 | 0.0 |
| 33 | Tom McCollum | G | 1 | 0 | 0 | 0 | 0 | 0 | 0 | 0 | 0 | 0 | 0 | 0 | 0 | 0 | 0 | 0 | 0 | 0.0 |
| 37 | * Tommy Novak | C | 1 | 0 | 0 | 0 | 0 | 0 | 0 | 0 | 0 | 0 | 0 | 0 | 0 | 0 | 0 | 0 | 0 | 0.0 |
| 8 | Garret Ross | LW | 1 | 0 | 0 | 0 | -1 | 0 | 0 | 0 | 0 | 0 | 0 | 0 | 0 | 0 | 0 | 0 | 2 | 0.0 |
| 20 | * Adam Plant | D | 2 | 0 | 0 | 0 | -5 | 2 | 0 | 0 | 0 | 0 | 0 | 0 | 0 | 0 | 0 | 0 | 2 | 0.0 |
| 18 | * Tanner Jeannot | LW | 3 | 0 | 0 | 0 | -1 | 0 | 0 | 0 | 0 | 0 | 0 | 0 | 0 | 0 | 0 | 0 | 2 | 0.0 |
| 16 | Laurent Dauphin | C | 4 | 0 | 0 | 0 | -3 | 0 | 0 | 0 | 0 | 0 | 0 | 0 | 0 | 0 | 0 | 0 | 6 | 0.0 |
| 55 | Alexandre Carrier | D | 5 | 0 | 0 | 0 | -4 | 2 | 0 | 0 | 0 | 0 | 0 | 0 | 0 | 0 | 0 | 0 | 8 | 0.0 |
| 1 | Troy Grosenick | G | 5 | 0 | 0 | 0 | 0 | 0 | 0 | 0 | 0 | 0 | 0 | 0 | 0 | 0 | 0 | 0 | 0 | 0.0 |
| 23 | Adam Helewka | LW | 5 | 0 | 0 | 0 | -5 | 2 | 0 | 0 | 0 | 0 | 0 | 0 | 0 | 0 | 0 | 0 | 3 | 0.0 |
| 15 | Duncan Siemens | D | 5 | 0 | 0 | 0 | 4 | 12 | 0 | 0 | 0 | 0 | 0 | 0 | 0 | 0 | 0 | 0 | 6 | 0.0 |
| 11 | * Eeli Tolvanen | F | 5 | 0 | 0 | 0 | -4 | 2 | 0 | 0 | 0 | 0 | 0 | 0 | 0 | 0 | 0 | 0 | 4 | 0.0 |
| | BENCH | | 5 | 0 | | | | 0 | | | | | | | | | | | 0 | |
| | TOTALS | | 5 | 10 | 17 | 27 | -27 | 95 | 1 | 2 | 1 | 0 | 2 | 2 | 1 | 1 | 1 | 0 | 143 | 7.0 |

| # | GOALIE | GP | MIN | W | L | SO | EN | GA | GAA | SA | SVS | SV% |
|----|----------------|----|--------|---|---|----|----|----|------|-----|-----|------|
| 1 | Troy Grosenick | 5 | 281:53 | 2 | 3 | 0 | 0 | 17 | 3.62 | 135 | 118 | .874 |
| 33 | Tom McCollum | 1 | 28:36 | 0 | 0 | 0 | 0 | 3 | 6.29 | 16 | 13 | .813 |
| | Empty Net | | 2:04 | | | | | 0 | | 0 | | |
| | Totals | 5 | 312:33 | 2 | 3 | 0 | 0 | 20 | 3.84 | 151 | 131 | .868 |



2018-19 Team & Individual Statistics

Providence Bruins

| # | PLAYER | POS | GP | G | A | PTS | +/- | PIM | PP | PPA | SH | SHA | GW | FG | IG | OT | UA | EN | SHOTS | SH% |
|----|--------------------------|-----|----|---|----|-----|-----|-----|----|-----|----|-----|----|----|----|----|----|----|-------|------|
| 37 | Jordan Szwarz | C | 4 | 2 | 2 | 4 | -3 | 12 | 0 | 1 | 0 | 0 | 0 | 0 | 0 | 0 | 0 | 0 | 7 | 28.6 |
| 25 | * Cooper Zech | D | 4 | 2 | 0 | 2 | 0 | 0 | 2 | 0 | 0 | 0 | 0 | 1 | 0 | 0 | 0 | 0 | 7 | 28.6 |
| 21 | Anton Blidh | LW | 4 | 1 | 1 | 2 | -5 | 2 | 0 | 0 | 0 | 0 | 0 | 0 | 0 | 0 | 0 | 0 | 6 | 16.7 |
| 16 | * Jack Studnicka | C | 4 | 1 | 1 | 2 | 2 | 4 | 0 | 0 | 0 | 0 | 0 | 0 | 0 | 0 | 0 | 0 | 9 | 11.1 |
| 7 | * Trent Frederic | C | 4 | 0 | 2 | 2 | 1 | 2 | 0 | 0 | 0 | 0 | 0 | 0 | 0 | 0 | 0 | 0 | 6 | 0.0 |
| 8 | Chris Breen | D | 4 | 1 | 0 | 1 | -3 | 7 | 0 | 0 | 0 | 0 | 0 | 0 | 1 | 0 | 1 | 1 | 6 | 16.7 |
| 22 | Peter Cehlarik | LW | 4 | 1 | 0 | 1 | -1 | 0 | 0 | 0 | 0 | 0 | 1 | 0 | 0 | 0 | 0 | 0 | 5 | 20.0 |
| 15 | Jeremy Lauzon | D | 4 | 1 | 0 | 1 | 0 | 4 | 0 | 0 | 0 | 0 | 0 | 0 | 0 | 0 | 0 | 0 | 8 | 12.5 |
| 31 | Zane McIntyre | G | 2 | 0 | 1 | 1 | 0 | 0 | 0 | 1 | 0 | 0 | 0 | 0 | 0 | 0 | 0 | 0 | 0 | 0.0 |
| 18 | Kyle Cumiskey | D | 3 | 0 | 1 | 1 | -3 | 0 | 0 | 0 | 0 | 0 | 0 | 0 | 0 | 0 | 0 | 0 | 2 | 0.0 |
| 27 | Paul Carey | LW | 4 | 0 | 1 | 1 | -3 | 0 | 0 | 1 | 0 | 0 | 0 | 0 | 0 | 0 | 0 | 0 | 14 | 0.0 |
| 19 | Ryan Fitzgerald | LW | 4 | 0 | 1 | 1 | 0 | 0 | 0 | 0 | 0 | 0 | 0 | 0 | 0 | 0 | 0 | 0 | 4 | 0.0 |
| 10 | Lee Stempniak | RW | 4 | 0 | 1 | 1 | 1 | 10 | 0 | 0 | 0 | 0 | 0 | 0 | 0 | 0 | 0 | 0 | 7 | 0.0 |
| 35 | * Kyle Keyser | G | 1 | 0 | 0 | 0 | 0 | 0 | 0 | 0 | 0 | 0 | 0 | 0 | 0 | 0 | 0 | 0 | 0 | 0.0 |
| 28 | Mark McNeill | C | 1 | 0 | 0 | 0 | 0 | 0 | 0 | 0 | 0 | 0 | 0 | 0 | 0 | 0 | 0 | 0 | 0 | 0.0 |
| 14 | Stuart Percy | D | 1 | 0 | 0 | 0 | -3 | 0 | 0 | 0 | 0 | 0 | 0 | 0 | 0 | 0 | 0 | 0 | 0 | 0.0 |
| 12 | * Tanner Pond | C | 1 | 0 | 0 | 0 | -1 | 0 | 0 | 0 | 0 | 0 | 0 | 0 | 0 | 0 | 0 | 0 | 2 | 0.0 |
| 34 | * Dan Vladar | G | 1 | 0 | 0 | 0 | 0 | 0 | 0 | 0 | 0 | 0 | 0 | 0 | 0 | 0 | 0 | 0 | 0 | 0.0 |
| 29 | Gemel Smith | C | 2 | 0 | 0 | 0 | -1 | 0 | 0 | 0 | 0 | 0 | 0 | 0 | 0 | 0 | 0 | 0 | 2 | 0.0 |
| 23 | Jakob Forsbacka Karlsson | C | 4 | 0 | 0 | 0 | -2 | 0 | 0 | 0 | 0 | 0 | 0 | 0 | 0 | 0 | 0 | 0 | 6 | 0.0 |
| 24 | * Cameron Hughes | F | 4 | 0 | 0 | 0 | -2 | 0 | 0 | 0 | 0 | 0 | 0 | 0 | 0 | 0 | 0 | 0 | 3 | 0.0 |
| 9 | Zach Senyshyn | RW | 4 | 0 | 0 | 0 | -2 | 2 | 0 | 0 | 0 | 0 | 0 | 0 | 0 | 0 | 0 | 0 | 3 | 0.0 |
| 5 | * Urho Vaakanainen | D | 4 | 0 | 0 | 0 | 1 | 2 | 0 | 0 | 0 | 0 | 0 | 0 | 0 | 0 | 0 | 0 | 6 | 0.0 |
| 38 | Jakub Zboril | D | 4 | 0 | 0 | 0 | -2 | 0 | 0 | 0 | 0 | 0 | 0 | 0 | 0 | 0 | 0 | 0 | 2 | 0.0 |
| | BENCH | | 4 | 0 | | | | 0 | | | | | | | | | | | 0 | |
| | TOTALS | | 4 | 9 | 11 | 20 | -26 | 45 | 2 | 3 | 0 | 0 | 1 | 1 | 1 | 0 | 1 | 1 | 105 | 8.6 |

| # | GOALIE | GP | MIN | W | L | SO | EN | GA | GAA | SA | SVS | SV% |
|----|---------------|----|--------|---|---|----|----|----|------|-----|-----|------|
| 34 | * Dan Vladar | 1 | 60:00 | 1 | 0 | 0 | 0 | 2 | 2.00 | 27 | 25 | .926 |
| 35 | * Kyle Keyser | 1 | 57:10 | 0 | 1 | 0 | 1 | 3 | 3.15 | 29 | 26 | .897 |
| 31 | Zane McIntyre | 2 | 115:49 | 0 | 2 | 0 | 0 | 8 | 4.14 | 55 | 47 | .855 |
| | Empty Net | | 7:01 | | | | | 1 | | 1 | | |
| | Totals | 4 | 240:00 | 1 | 3 | 0 | 1 | 14 | 3.50 | 112 | 98 | .875 |

Rochester Americans

| # | PLAYER | POS | GP | G | A | PTS | +/- | PIM | PP | PPA | SH | SHA | GW | FG | IG | OT | UA | EN | SHOTS | SH% |
|----|-------------------|-----|----|---|---|-----|-----|-----|----|-----|----|-----|----|----|----|----|----|----|-------|------|
| 72 | * Tage Thompson | RW | 3 | 2 | 0 | 2 | -2 | 2 | 1 | 0 | 0 | 0 | 0 | 0 | 0 | 0 | 0 | 0 | 13 | 15.4 |
| 11 | Kevin Porter | C | 3 | 1 | 1 | 2 | -1 | 7 | 0 | 1 | 0 | 0 | 0 | 0 | 0 | 0 | 0 | 0 | 5 | 20.0 |
| 19 | C.J. Smith | LW | 3 | 1 | 1 | 2 | -2 | 0 | 0 | 1 | 0 | 0 | 0 | 1 | 0 | 0 | 0 | 0 | 12 | 8.3 |
| 10 | Wayne Simpson | RW | 3 | 0 | 2 | 2 | 0 | 0 | 0 | 0 | 0 | 0 | 0 | 0 | 0 | 0 | 0 | 0 | 11 | 0.0 |
| 67 | Yannick Veilleux | LW | 2 | 0 | 1 | 1 | 1 | 2 | 0 | 0 | 0 | 0 | 0 | 0 | 0 | 0 | 0 | 0 | 2 | 0.0 |
| 42 | * Kurt Gosselin | D | 3 | 0 | 1 | 1 | 0 | 0 | 0 | 0 | 0 | 0 | 0 | 0 | 0 | 0 | 0 | 0 | 2 | 0.0 |
| 16 | Taylor Leier | LW | 3 | 0 | 1 | 1 | -2 | 0 | 0 | 0 | 0 | 0 | 0 | 0 | 0 | 0 | 0 | 0 | 1 | 0.0 |
| 20 | Eric Cornel | RW | 1 | 0 | 0 | 0 | 0 | 0 | 0 | 0 | 0 | 0 | 0 | 0 | 0 | 0 | 0 | 0 | 0 | 0.0 |
| 26 | * Rasmus Asplund | C | 3 | 0 | 0 | 0 | -1 | 0 | 0 | 0 | 0 | 0 | 0 | 0 | 0 | 0 | 0 | 0 | 10 | 0.0 |
| 3 | * William Borgen | D | 3 | 0 | 0 | 0 | -1 | 0 | 0 | 0 | 0 | 0 | 0 | 0 | 0 | 0 | 0 | 0 | 3 | 0.0 |
| 51 | Kyle Criscuolo | C | 3 | 0 | 0 | 0 | -1 | 0 | 0 | 0 | 0 | 0 | 0 | 0 | 0 | 0 | 0 | 0 | 0 | 0.0 |
| 40 | Remi Elie | LW | 3 | 0 | 0 | 0 | -2 | 0 | 0 | 0 | 0 | 0 | 0 | 0 | 0 | 0 | 0 | 0 | 10 | 0.0 |
| 2 | Andrew MacWilliam | D | 3 | 0 | 0 | 0 | -3 | 4 | 0 | 0 | 0 | 0 | 0 | 0 | 0 | 0 | 0 | 0 | 1 | 0.0 |
| 65 | Danny O'Regan | C | 3 | 0 | 0 | 0 | -4 | 2 | 0 | 0 | 0 | 0 | 0 | 0 | 0 | 0 | 0 | 0 | 3 | 0.0 |
| 12 | Victor Olofsson | LW | 3 | 0 | 0 | 0 | -3 | 0 | 0 | 0 | 0 | 0 | 0 | 0 | 0 | 0 | 0 | 0 | 3 | 0.0 |
| 28 | Lawrence Pilut | D | 3 | 0 | 0 | 0 | -2 | 0 | 0 | 0 | 0 | 0 | 0 | 0 | 0 | 0 | 0 | 0 | 4 | 0.0 |
| 22 | Zach Redmond | D | 3 | 0 | 0 | 0 | -3 | 2 | 0 | 0 | 0 | 0 | 0 | 0 | 0 | 0 | 0 | 0 | 14 | 0.0 |
| 37 | Dalton Smith | LW | 3 | 0 | 0 | 0 | 0 | 2 | 0 | 0 | 0 | 0 | 0 | 0 | 0 | 0 | 0 | 0 | 3 | 0.0 |
| 5 | Matt Tennyson | D | 3 | 0 | 0 | 0 | 0 | 0 | 0 | 0 | 0 | 0 | 0 | 0 | 0 | 0 | 0 | 0 | 4 | 0.0 |
| 29 | Scott Wedgewood | G | 3 | 0 | 0 | 0 | 0 | 0 | 0 | 0 | 0 | 0 | 0 | 0 | 0 | 0 | 0 | 0 | 0 | 0.0 |
| | BENCH | | 3 | 0 | | | | 0 | | | | | | | | | | | 0 | |
| | TOTALS | | 3 | 4 | 7 | 11 | -26 | 21 | 1 | 2 | 0 | 0 | 0 | 1 | 0 | 0 | 0 | 0 | 101 | 4.0 |

| # | GOALIE | GP | MIN | W | L | SO | EN | GA | GAA | SA | SVS | SV% |
|----|-----------------|----|--------|---|---|----|----|----|------|----|-----|------|
| 29 | Scott Wedgewood | 3 | 180:13 | 0 | 3 | 0 | 1 | 9 | 3.00 | 65 | 56 | .862 |
| | Empty Net | | 2:07 | | | | | 1 | | 1 | | |
| | Totals | 3 | 182:20 | 0 | 3 | 0 | 1 | 10 | 3.29 | 66 | 56 | .848 |



2018-19 Team & Individual Statistics

San Diego Gulls

| # | PLAYER | POS | GP | G | A | PTS | +/- | PIM | PP | PPA | SH | SHA | GW | FG | IG | OT | UA | EN | SHOTS | SH% |
|----|-------------------|-----|----|----|----|-----|-----|-----|----|-----|----|-----|----|----|----|----|----|----|-------|------|
| 27 | Adam Cracknell | C | 15 | 7 | 9 | 16 | 3 | 0 | 1 | 2 | 0 | 0 | 1 | 2 | 2 | 0 | 0 | 2 | 29 | 24.1 |
| 25 | Sam Carrick | C | 16 | 7 | 7 | 14 | 0 | 21 | 1 | 2 | 0 | 0 | 1 | 1 | 0 | 0 | 1 | 0 | 54 | 13.0 |
| 23 | * Sam Steel | C | 16 | 6 | 7 | 13 | 5 | 8 | 0 | 3 | 1 | 1 | 1 | 0 | 0 | 0 | 1 | 1 | 28 | 21.4 |
| 15 | Ben Street | C | 16 | 2 | 9 | 11 | 3 | 2 | 1 | 2 | 0 | 0 | 0 | 0 | 0 | 0 | 0 | 0 | 52 | 3.8 |
| 3 | Andy Welinski | D | 16 | 3 | 7 | 10 | -8 | 12 | 3 | 3 | 0 | 0 | 0 | 0 | 0 | 0 | 0 | 0 | 42 | 7.1 |
| 17 | * Maxime Comtois | LW | 12 | 5 | 4 | 9 | 4 | 4 | 0 | 0 | 0 | 0 | 2 | 0 | 1 | 1 | 0 | 0 | 26 | 19.2 |
| 28 | Justin Kloos | C | 16 | 3 | 6 | 9 | -4 | 2 | 1 | 1 | 0 | 0 | 0 | 0 | 0 | 0 | 1 | 0 | 31 | 9.7 |
| 39 | * Kiefer Sherwood | C | 16 | 4 | 4 | 8 | 3 | 20 | 0 | 0 | 0 | 0 | 1 | 1 | 0 | 1 | 1 | 0 | 29 | 13.8 |
| 14 | Kalle Kossila | C | 16 | 3 | 4 | 7 | -5 | 2 | 2 | 2 | 0 | 0 | 1 | 0 | 0 | 0 | 1 | 0 | 39 | 7.7 |
| 34 | Jacob Larsson | D | 16 | 2 | 5 | 7 | 7 | 4 | 0 | 1 | 0 | 0 | 0 | 0 | 0 | 0 | 0 | 0 | 18 | 11.1 |
| 12 | Corey Tropp | RW | 15 | 4 | 2 | 6 | 6 | 11 | 0 | 0 | 0 | 0 | 0 | 0 | 0 | 0 | 0 | 0 | 28 | 14.3 |
| 29 | Trevor Murphy | D | 16 | 1 | 5 | 6 | 5 | 4 | 0 | 0 | 0 | 0 | 1 | 0 | 0 | 0 | 1 | 0 | 24 | 4.2 |
| 7 | Chase De Leo | C | 16 | 5 | 0 | 5 | -6 | 2 | 0 | 0 | 1 | 0 | 1 | 1 | 0 | 0 | 0 | 1 | 45 | 11.1 |
| 16 | * Max Jones | LW | 8 | 0 | 4 | 4 | -1 | 10 | 0 | 1 | 0 | 0 | 0 | 0 | 0 | 0 | 0 | 0 | 13 | 0.0 |
| 9 | Kevin Roy | LW | 8 | 2 | 1 | 3 | -1 | 0 | 1 | 0 | 0 | 0 | 0 | 0 | 1 | 0 | 0 | 0 | 18 | 11.1 |
| 32 | * Jack Kopacka | LW | 6 | 1 | 2 | 3 | 1 | 0 | 0 | 0 | 0 | 0 | 0 | 0 | 1 | 0 | 0 | 0 | 9 | 11.1 |
| 22 | * Isac Lundestrom | C | 7 | 1 | 2 | 3 | 3 | 0 | 0 | 0 | 0 | 0 | 0 | 0 | 1 | 0 | 0 | 0 | 7 | 14.3 |
| 5 | * Simon Benoit | D | 16 | 0 | 3 | 3 | -2 | 6 | 0 | 0 | 0 | 0 | 0 | 0 | 0 | 0 | 0 | 0 | 13 | 0.0 |
| 38 | Matt Berry | RW | 6 | 0 | 2 | 2 | -2 | 0 | 0 | 0 | 0 | 0 | 0 | 0 | 0 | 0 | 0 | 0 | 12 | 0.0 |
| 2 | Jake Dotchin | D | 6 | 0 | 2 | 2 | 1 | 8 | 0 | 0 | 0 | 0 | 0 | 0 | 0 | 0 | 0 | 0 | 4 | 0.0 |
| 24 | Jaycob Megna | D | 16 | 0 | 2 | 2 | 11 | 10 | 0 | 0 | 0 | 0 | 0 | 0 | 0 | 0 | 0 | 0 | 26 | 0.0 |
| 26 | Luke Gazdic | LW | 1 | 0 | 0 | 0 | 0 | 2 | 0 | 0 | 0 | 0 | 0 | 0 | 0 | 0 | 0 | 0 | 0 | 0.0 |
| 13 | Patrick Sieloff | D | 3 | 0 | 0 | 0 | -1 | 0 | 0 | 0 | 0 | 0 | 0 | 0 | 0 | 0 | 0 | 0 | 2 | 0.0 |
| 33 | Kevin Boyle | G | 7 | 0 | 0 | 0 | 0 | 0 | 0 | 0 | 0 | 0 | 0 | 0 | 0 | 0 | 0 | 0 | 0 | 0.0 |
| 6 | * Josh Mahura | D | 9 | 0 | 0 | 0 | -3 | 2 | 0 | 0 | 0 | 0 | 0 | 0 | 0 | 0 | 0 | 0 | 7 | 0.0 |
| 30 | Jeff Glass | G | 11 | 0 | 0 | 0 | 0 | 12 | 0 | 0 | 0 | 0 | 0 | 0 | 0 | 0 | 0 | 0 | 0 | 0.0 |
| | BENCH | | 16 | 0 | | | | 4 | | | | | | | | | | | 0 | |
| | TOTALS | | 16 | 56 | 87 | 143 | 19 | 146 | 10 | 17 | 2 | 1 | 9 | 5 | 6 | 2 | 6 | 4 | 556 | 10.1 |

| # | GOALIE | GP | MIN | W | L | SO | EN | GA | GAA | SA | SVS | SV% |
|----|-------------|----|---------|---|---|----|----|----|------|-----|-----|------|
| 33 | Kevin Boyle | 7 | 373:52 | 3 | 3 | 1 | 2 | 14 | 2.25 | 175 | 161 | .920 |
| 30 | Jeff Glass | 11 | 715:05 | 6 | 4 | 0 | 2 | 29 | 2.43 | 328 | 299 | .912 |
| | Empty Net | | 10:15 | | | | | 4 | | 4 | | |
| | Totals | 16 | 1099:12 | 9 | 7 | 1 | 4 | 47 | 2.57 | 507 | 460 | .907 |

San Jose Barracuda

| # | PLAYER | POS | GP | G | A | PTS | +/- | PIM | PP | PPA | SH | SHA | GW | FG | IG | OT | UA | EN | SHOTS | SH% |
|----|------------------------|-----|----|----|----|-----|-----|-----|----|-----|----|-----|----|----|----|----|----|----|-------|------|
| 78 | Evan Weinger | RW | 4 | 2 | 2 | 4 | 0 | 0 | 0 | 0 | 0 | 0 | 0 | 1 | 1 | 0 | 1 | 1 | 9 | 22.2 |
| 7 | * Dylan Gambrell | C | 4 | 1 | 3 | 4 | -1 | 0 | 0 | 2 | 0 | 0 | 0 | 0 | 0 | 0 | 0 | 0 | 9 | 11.1 |
| 71 | Jon Martin | RW | 4 | 3 | 0 | 3 | 1 | 12 | 0 | 0 | 0 | 0 | 0 | 1 | 0 | 0 | 0 | 0 | 11 | 27.3 |
| 82 | * Ivan Chekhovich | LW | 4 | 2 | 1 | 3 | 0 | 6 | 1 | 0 | 0 | 0 | 0 | 0 | 0 | 0 | 0 | 0 | 6 | 33.3 |
| 37 | T.J. Hensick | RW | 4 | 1 | 2 | 3 | -2 | 0 | 0 | 0 | 0 | 0 | 0 | 1 | 0 | 0 | 0 | 0 | 7 | 14.3 |
| 17 | John McCarthy | LW | 4 | 1 | 2 | 3 | -1 | 0 | 0 | 1 | 0 | 0 | 0 | 0 | 0 | 0 | 0 | 0 | 7 | 14.3 |
| 83 | * Matt Fonteyne | C | 3 | 0 | 3 | 3 | 2 | 0 | 0 | 0 | 0 | 0 | 0 | 0 | 0 | 0 | 0 | 0 | 3 | 0.0 |
| 57 | Nick DeSimone | D | 4 | 1 | 1 | 2 | -4 | 2 | 1 | 0 | 0 | 0 | 0 | 0 | 0 | 0 | 0 | 0 | 6 | 16.7 |
| 89 | * Jayden Halbgewachs | F | 4 | 1 | 1 | 2 | -1 | 0 | 0 | 0 | 0 | 0 | 1 | 0 | 0 | 0 | 0 | 1 | 4 | 25.0 |
| 70 | Alexander True | C | 4 | 1 | 1 | 2 | -4 | 0 | 0 | 0 | 0 | 0 | 0 | 1 | 0 | 0 | 0 | 0 | 10 | 10.0 |
| 84 | * Maxim Letunov | C | 3 | 0 | 2 | 2 | 2 | 2 | 0 | 0 | 0 | 0 | 0 | 0 | 0 | 0 | 0 | 0 | 4 | 0.0 |
| 63 | * Jeffrey Truchon-Viel | LW | 4 | 1 | 0 | 1 | -3 | 6 | 0 | 0 | 0 | 0 | 0 | 0 | 0 | 0 | 0 | 0 | 9 | 11.1 |
| 52 | Lukas Radil | LW | 1 | 0 | 1 | 1 | -2 | 0 | 0 | 0 | 0 | 0 | 0 | 0 | 0 | 0 | 0 | 0 | 3 | 0.0 |
| 40 | * Antti Suomela | C | 2 | 0 | 1 | 1 | -1 | 0 | 0 | 0 | 0 | 0 | 0 | 0 | 0 | 0 | 0 | 0 | 2 | 0.0 |
| 49 | Francis Perron | LW | 3 | 0 | 1 | 1 | -3 | 2 | 0 | 1 | 0 | 0 | 0 | 0 | 0 | 0 | 0 | 0 | 2 | 0.0 |
| 76 | Cavan Fitzgerald | D | 4 | 0 | 1 | 1 | 0 | 6 | 0 | 0 | 0 | 0 | 0 | 0 | 0 | 0 | 0 | 0 | 4 | 0.0 |
| 53 | Kyle Wood | D | 4 | 0 | 1 | 1 | 0 | 14 | 0 | 0 | 0 | 0 | 0 | 0 | 0 | 0 | 0 | 0 | 10 | 0.0 |
| 34 | Antoine Bibeau | G | 1 | 0 | 0 | 0 | 0 | 0 | 0 | 0 | 0 | 0 | 0 | 0 | 0 | 0 | 0 | 0 | 0 | 0.0 |
| 32 | * Josef Korenar | G | 4 | 0 | 0 | 0 | 0 | 0 | 0 | 0 | 0 | 0 | 0 | 0 | 0 | 0 | 0 | 0 | 0 | 0.0 |
| 6 | * Ryan Merkley | D | 4 | 0 | 0 | 0 | -1 | 0 | 0 | 0 | 0 | 0 | 0 | 0 | 0 | 0 | 0 | 0 | 5 | 0.0 |
| 80 | * Keaton Middleton | D | 4 | 0 | 0 | 0 | 2 | 0 | 0 | 0 | 0 | 0 | 0 | 0 | 0 | 0 | 0 | 0 | 3 | 0.0 |
| 67 | Jacob Middleton | D | 4 | 0 | 0 | 0 | -5 | 0 | 0 | 0 | 0 | 0 | 0 | 0 | 0 | 0 | 0 | 0 | 2 | 0.0 |
| | BENCH | | 4 | 0 | | | | 0 | | | | | | | | | | | 0 | |
| | TOTALS | | 4 | 14 | 23 | 37 | -21 | 50 | 2 | 4 | 0 | 0 | 1 | 4 | 1 | 0 | 1 | 2 | 116 | 12.1 |

| # | GOALIE | GP | MIN | W | L | SO | EN | GA | GAA | SA | SVS | SV% |
|----|-----------------|----|--------|---|---|----|----|----|-------|-----|-----|------|
| 32 | * Josef Korenar | 4 | 226:21 | 1 | 3 | 0 | 2 | 13 | 3.45 | 128 | 115 | .898 |
| 34 | Antoine Bibeau | 1 | 10:18 | 0 | 0 | 0 | 0 | 3 | 17.48 | 8 | 5 | .625 |
| | Empty Net | | 4:34 | | | | | 2 | | 2 | | |
| | Totals | 4 | 241:13 | 1 | 3 | 0 | 2 | 18 | 4.48 | 138 | 120 | .870 |



2018-19 Team & Individual Statistics

Syracuse Crunch

| # | PLAYER | POS | GP | G | A | PTS | +/- | PIM | PP | PPA | SH | SHA | GW | FG | IG | OT | UA | EN | SHOTS | SH% |
|----|---------------------|-----|----|---|----|-----|-----|-----|----|-----|----|-----|----|----|----|----|----|----|-------|------|
| 21 | Carter Verhaeghe | C | 4 | 1 | 5 | 6 | -2 | 2 | 0 | 4 | 0 | 0 | 0 | 0 | 0 | 0 | 0 | 0 | 11 | 9.1 |
| 12 | * Alex Barre-Boulet | C | 4 | 1 | 2 | 3 | -4 | 0 | 0 | 1 | 0 | 0 | 0 | 1 | 0 | 0 | 0 | 0 | 13 | 7.7 |
| 89 | Cory Conacher | RW | 4 | 1 | 2 | 3 | -4 | 6 | 1 | 1 | 0 | 0 | 0 | 0 | 0 | 0 | 0 | 0 | 7 | 14.3 |
| 24 | Cameron Gaunce | D | 4 | 0 | 2 | 2 | -4 | 2 | 0 | 2 | 0 | 0 | 0 | 0 | 0 | 0 | 0 | 0 | 6 | 0.0 |
| 15 | Andy Andreoff | LW | 4 | 1 | 0 | 1 | -7 | 2 | 1 | 0 | 0 | 0 | 1 | 0 | 0 | 0 | 0 | 0 | 4 | 25.0 |
| 22 | * Ross Colton | C | 4 | 1 | 0 | 1 | -5 | 2 | 1 | 0 | 0 | 0 | 0 | 0 | 0 | 0 | 0 | 0 | 4 | 25.0 |
| 83 | Alexander Volkov | LW | 4 | 1 | 0 | 1 | -2 | 2 | 1 | 0 | 0 | 0 | 0 | 0 | 0 | 0 | 0 | 0 | 9 | 11.1 |
| 67 | Mitchell Stephens | C | 4 | 0 | 1 | 1 | -3 | 2 | 0 | 0 | 0 | 0 | 0 | 0 | 0 | 0 | 0 | 0 | 6 | 0.0 |
| 9 | * Gabriel Fortier | C | 1 | 0 | 0 | 0 | 0 | 0 | 0 | 0 | 0 | 0 | 0 | 0 | 0 | 0 | 0 | 0 | 0 | 0.0 |
| 11 | Dennis Yan | LW | 3 | 0 | 0 | 0 | -2 | 0 | 0 | 0 | 0 | 0 | 0 | 0 | 0 | 0 | 0 | 0 | 3 | 0.0 |
| 19 | Brady Brassart | C | 4 | 0 | 0 | 0 | -1 | 4 | 0 | 0 | 0 | 0 | 0 | 0 | 0 | 0 | 0 | 0 | 2 | 0.0 |
| 40 | Gabriel Dumont | C | 4 | 0 | 0 | 0 | -2 | 4 | 0 | 0 | 0 | 0 | 0 | 0 | 0 | 0 | 0 | 0 | 12 | 0.0 |
| 25 | * Cal Foote | D | 4 | 0 | 0 | 0 | -4 | 0 | 0 | 0 | 0 | 0 | 0 | 0 | 0 | 0 | 0 | 0 | 9 | 0.0 |
| 13 | * Boris Katchouk | LW | 4 | 0 | 0 | 0 | -2 | 6 | 0 | 0 | 0 | 0 | 0 | 0 | 0 | 0 | 0 | 0 | 3 | 0.0 |
| 6 | Hubert Labrie | D | 4 | 0 | 0 | 0 | -3 | 2 | 0 | 0 | 0 | 0 | 0 | 0 | 0 | 0 | 0 | 0 | 3 | 0.0 |
| 27 | Dominik Masin | D | 4 | 0 | 0 | 0 | -3 | 0 | 0 | 0 | 0 | 0 | 0 | 0 | 0 | 0 | 0 | 0 | 0 | 0.0 |
| 80 | Eddie Pasquale | G | 4 | 0 | 0 | 0 | 0 | 0 | 0 | 0 | 0 | 0 | 0 | 0 | 0 | 0 | 0 | 0 | 0 | 0.0 |
| 18 | * Taylor Raddysch | RW | 4 | 0 | 0 | 0 | -3 | 2 | 0 | 0 | 0 | 0 | 0 | 0 | 0 | 0 | 0 | 0 | 4 | 0.0 |
| 26 | Ben Thomas | D | 4 | 0 | 0 | 0 | -1 | 2 | 0 | 0 | 0 | 0 | 0 | 0 | 0 | 0 | 0 | 0 | 3 | 0.0 |
| 8 | Nolan Valleau | D | 4 | 0 | 0 | 0 | -5 | 5 | 0 | 0 | 0 | 0 | 0 | 0 | 0 | 0 | 0 | 0 | 4 | 0.0 |
| | BENCH | | 4 | 0 | 0 | 0 | 0 | 0 | 0 | 0 | 0 | 0 | 0 | 0 | 0 | 0 | 0 | 0 | 0 | 0 |
| | TOTALS | | 4 | 6 | 12 | 18 | -57 | 43 | 4 | 8 | 0 | 0 | 1 | 1 | 0 | 0 | 0 | 0 | 103 | 5.8 |

| # | GOALIE | GP | MIN | W | L | SO | EN | GA | GAA | SA | SVS | SV% |
|----|----------------|----|--------|---|---|----|----|----|------|-----|-----|------|
| 80 | Eddie Pasquale | 4 | 227:54 | 1 | 3 | 0 | 3 | 11 | 2.90 | 108 | 97 | .898 |
| | Empty Net | | 12:06 | | | | | 3 | | 3 | | |
| | Totals | 4 | 240:00 | 1 | 3 | 0 | 3 | 14 | 3.50 | 111 | 97 | .874 |

Toronto Marlies

| # | PLAYER | POS | GP | G | A | PTS | +/- | PIM | PP | PPA | SH | SHA | GW | FG | IG | OT | UA | EN | SHOTS | SH% |
|----|--------------------|-----|----|----|----|-----|-----|-----|----|-----|----|-----|----|----|----|----|----|----|-------|------|
| 27 | Jeremy Bracco | RW | 13 | 4 | 12 | 16 | 4 | 2 | 0 | 9 | 0 | 1 | 1 | 0 | 1 | 0 | 0 | 23 | 17.4 | |
| 58 | Michael Carcone | LW | 13 | 6 | 4 | 10 | 6 | 8 | 0 | 2 | 0 | 2 | 1 | 0 | 2 | 1 | 1 | 35 | 17.1 | |
| 19 | Chris Mueller | C | 13 | 5 | 5 | 10 | 1 | 2 | 4 | 2 | 0 | 1 | 1 | 1 | 0 | 0 | 0 | 22 | 22.7 | |
| 41 | Dmytro Timashov | LW | 13 | 4 | 6 | 10 | -6 | 14 | 3 | 2 | 0 | 1 | 1 | 1 | 0 | 1 | 1 | 25 | 16.0 | |
| 8 | * Rasmus Sandin | D | 13 | 0 | 10 | 10 | -3 | 6 | 0 | 5 | 0 | 0 | 0 | 0 | 0 | 0 | 0 | 10 | 0.0 | |
| 14 | Adam Brooks | C | 13 | 6 | 2 | 8 | 2 | 6 | 0 | 0 | 1 | 0 | 2 | 2 | 1 | 0 | 0 | 1 | 24 | 25.0 |
| 9 | Trevor Moore | LW | 10 | 5 | 3 | 8 | -3 | 2 | 4 | 1 | 0 | 0 | 1 | 1 | 2 | 0 | 0 | 1 | 32 | 15.6 |
| 20 | Mason Marchment | LW | 13 | 4 | 3 | 7 | 0 | 22 | 2 | 0 | 0 | 0 | 1 | 0 | 0 | 0 | 0 | 20 | 20.0 | |
| 47 | * Pierre Engvall | LW | 13 | 1 | 6 | 7 | -1 | 2 | 0 | 1 | 0 | 1 | 0 | 0 | 0 | 0 | 0 | 0 | 24 | 4.2 |
| 5 | Vincent LoVerde | D | 13 | 0 | 6 | 6 | 5 | 4 | 0 | 0 | 0 | 0 | 0 | 0 | 0 | 0 | 0 | 0 | 11 | 0.0 |
| 7 | Timothy Liljegren | D | 13 | 0 | 5 | 5 | -2 | 8 | 0 | 2 | 0 | 0 | 0 | 0 | 0 | 0 | 0 | 0 | 18 | 0.0 |
| 55 | Andreas Borgman | D | 13 | 1 | 1 | 2 | 6 | 6 | 0 | 0 | 0 | 0 | 0 | 0 | 0 | 1 | 0 | 25 | 4.0 | |
| 12 | * Jesper Lindgren | D | 4 | 0 | 2 | 2 | 2 | 0 | 0 | 0 | 0 | 0 | 0 | 0 | 0 | 0 | 0 | 1 | 0.0 | |
| 36 | Josh Jooris | RW | 13 | 0 | 2 | 2 | -2 | 0 | 0 | 0 | 0 | 0 | 0 | 0 | 0 | 0 | 0 | 0 | 18 | 0.0 |
| 21 | * Joseph Duszak | D | 4 | 1 | 0 | 1 | 0 | 0 | 0 | 0 | 0 | 0 | 0 | 0 | 0 | 0 | 0 | 0 | 7 | 14.3 |
| 48 | Calle Rosen | D | 7 | 1 | 0 | 1 | -1 | 2 | 0 | 0 | 0 | 0 | 0 | 0 | 0 | 0 | 0 | 0 | 16 | 6.3 |
| 96 | * Egor Korshkov | F | 9 | 1 | 0 | 1 | -3 | 4 | 0 | 0 | 0 | 0 | 0 | 0 | 0 | 0 | 0 | 0 | 10 | 10.0 |
| 13 | Nicholas Baptiste | RW | 13 | 1 | 0 | 1 | 0 | 2 | 0 | 0 | 0 | 0 | 0 | 1 | 0 | 0 | 0 | 0 | 15 | 6.7 |
| 38 | Colin Greening | C | 13 | 1 | 0 | 1 | -2 | 0 | 0 | 0 | 0 | 0 | 0 | 0 | 0 | 0 | 0 | 0 | 23 | 4.3 |
| 81 | * Mac Hollowell | D | 9 | 0 | 1 | 1 | -3 | 0 | 0 | 0 | 0 | 0 | 0 | 0 | 0 | 0 | 0 | 0 | 6 | 0.0 |
| 63 | * Colt Conrad | F | 1 | 0 | 0 | 0 | -1 | 0 | 0 | 0 | 0 | 0 | 0 | 0 | 0 | 0 | 0 | 0 | 0 | 0.0 |
| 16 | Griffen Molino | LW | 1 | 0 | 0 | 0 | 0 | 0 | 0 | 0 | 0 | 0 | 0 | 0 | 0 | 0 | 0 | 0 | 0 | 0.0 |
| 44 | * Kristians Rubins | D | 1 | 0 | 0 | 0 | -1 | 0 | 0 | 0 | 0 | 0 | 0 | 0 | 0 | 0 | 0 | 0 | 0 | 0.0 |
| 31 | Michael Hutchinson | G | 2 | 0 | 0 | 0 | 0 | 0 | 0 | 0 | 0 | 0 | 0 | 0 | 0 | 0 | 0 | 0 | 0 | 0.0 |
| 6 | Steve Oleksy | D | 2 | 0 | 0 | 0 | 1 | 5 | 0 | 0 | 0 | 0 | 0 | 0 | 0 | 0 | 0 | 0 | 0 | 0.0 |
| 10 | * Tanner MacMaster | LW | 4 | 0 | 0 | 0 | -2 | 4 | 0 | 0 | 0 | 0 | 0 | 0 | 0 | 0 | 0 | 0 | 4 | 0.0 |
| 30 | Kasimir Kaskisuo | G | 12 | 0 | 0 | 0 | 0 | 0 | 0 | 0 | 0 | 0 | 0 | 0 | 0 | 0 | 0 | 0 | 0 | 0.0 |
| | BENCH | | 13 | 0 | 0 | 0 | 0 | 8 | 0 | 0 | 0 | 0 | 0 | 0 | 0 | 0 | 0 | 0 | 0 | 0 |
| | TOTALS | | 13 | 41 | 68 | 109 | -3 | 107 | 13 | 24 | 1 | 1 | 9 | 8 | 5 | 3 | 3 | 4 | 369 | 11.1 |

| # | GOALIE | GP | MIN | W | L | SO | EN | GA | GAA | SA | SVS | SV% |
|----|--------------------|----|--------|---|---|----|----|----|------|-----|-----|------|
| 30 | Kasimir Kaskisuo | 12 | 729:57 | 9 | 3 | 1 | 1 | 26 | 2.14 | 356 | 330 | .927 |
| 31 | Michael Hutchinson | 2 | 77:23 | 0 | 1 | 0 | 1 | 5 | 3.88 | 28 | 23 | .821 |
| | Empty Net | | 5:34 | | | | | 2 | | 2 | | |
| | Totals | 13 | 812:54 | 9 | 4 | 1 | 2 | 33 | 2.44 | 386 | 353 | .915 |



2019-20 American Hockey League Schedule

| # | TEAMS | TIME (local) | # | TEAMS | TIME (local) | # | TEAMS | TIME (local) | | | |
|----------------------|------------------------------|--------------|----------------------|-----------------------------|--------------|----------------------|------------------------------|--------------|---------------------|-------------------------|---------|
| FRI., OCT. 4 | | | | | | | | | | | |
| 1 | San Diego @ Bakersfield | 7:00 PM | 56 | Providence @ Laval | 7:00 PM | 108 | Stockton @ Bakersfield | 7:00 PM | | | |
| 2 | Stockton @ Colorado | 7:05 PM | 57 | Hershey @ Toronto | 7:00 PM | 109 | Toronto @ Binghamton | 7:05 PM | | | |
| 3 | Rockford @ Iowa | 7:00 PM | 58 | Syracuse @ Utica | 7:00 PM | 110 | Lehigh Valley @ Charlotte | 6:00 PM | | | |
| 4 | Cleveland @ Laval | 7:30 PM | 59 | Binghamton @ W-B/Scranton | 7:05 PM | 111 | Manitoba @ Chicago | 7:00 PM | | | |
| 5 | San Jose @ Ontario | 7:00 PM | FRI., OCT. 18 | | | | | | 112 | Rockford @ Cleveland | 1:00 PM |
| 6 | Syracuse @ Rochester | 7:05 PM | 60 | Hershey @ Belleville | 7:00 PM | 113 | San Jose @ Colorado | 7:05 PM | | | |
| 7 | Manitoba @ San Antonio | 7:00 PM | 61 | Springfield @ Hartford | 7:15 PM | 114 | Texas @ Grand Rapids | 7:00 PM | | | |
| 8 | Tucson @ Texas | 7:00 PM | 62 | Providence @ Laval | 7:30 PM | 115 | Bridgeport @ Hartford | 7:00 PM | | | |
| SAT., OCT. 5 | | | | | | | | | | | |
| 9 | Ontario @ Bakersfield | 7:00 PM | 63 | Binghamton @ Lehigh Valley | 7:05 PM | 116 | Utica @ Hershey | 7:00 PM | | | |
| 10 | Utica @ Binghamton | 7:05 PM | 64 | Iowa @ Manitoba | 7:00 PM | 117 | San Diego @ Ontario | 6:00 PM | | | |
| 11 | Grand Rapids @ Chicago | 7:00 PM | 65 | Colorado @ Milwaukee | 7:00 PM | 118 | Laval @ Providence | 7:05 PM | | | |
| 12 | Stockton @ Colorado | 7:05 PM | 66 | Cleveland @ Rochester | 7:05 PM | 119 | Belleville @ Springfield | 7:05 PM | | | |
| 13 | Charlotte @ Hartford | 7:00 PM | 67 | Chicago @ Rockford | 7:00 PM | 120 | Rochester @ Syracuse | 7:00 PM | | | |
| 14 | W-B/Scranton @ Hershey | 7:00 PM | 68 | Stockton @ San Diego | 7:00 PM | 121 | Iowa @ Tucson | 7:05 PM | | | |
| 15 | Cleveland @ Laval | 3:00 PM | 69 | Grand Rapids @ Texas | 7:00 PM | 122 | San Antonio @ W-B/Scranton | 7:05 PM | | | |
| 16 | Providence @ Lehigh Valley | 7:05 PM | 70 | San Antonio @ Tucson | 7:05 PM | SUN., OCT. 27 | | | | | |
| 17 | Bridgeport @ Springfield | 7:05 PM | 71 | Charlotte @ Utica | 7:00 PM | 123 | Hartford @ Bridgeport | 3:00 PM | | | |
| 18 | Manitoba @ Texas | 7:00 PM | SAT., OCT. 19 | | | | | | 124 | Belleville @ Providence | 3:05 PM |
| 19 | Belleville @ Toronto | 4:00 PM | 72 | Stockton @ Bakersfield | 7:00 PM | 125 | Rochester @ Springfield | 5:05 PM | | | |
| SUN., OCT. 6 | | | | | | | | | | | |
| 20 | Bridgeport @ Hartford | 3:00 PM | 73 | Providence @ Belleville | 7:00 PM | 126 | Toronto @ Syracuse | 5:00 PM | | | |
| 21 | Providence @ Hershey | 5:00 PM | 74 | Hartford @ Binghamton | 7:05 PM | TUE., OCT. 29 | | | | | |
| 22 | Milwaukee @ Iowa | 3:00 PM | 75 | W-B/Scranton @ Bridgeport | 7:00 PM | 127 | Texas @ Milwaukee | 7:00 PM | | | |
| 23 | Tucson @ San Antonio | 3:00 PM | 76 | Rockford @ Chicago | 7:00 PM | 128 | Chicago @ Tucson | 7:05 PM | | | |
| 24 | Charlotte @ Springfield | 3:05 PM | 77 | Hershey @ Laval | 7:00 PM | WED., OCT. 30 | | | | | |
| FRI., OCT. 11 | | | | | | | | | | | |
| 25 | Binghamton @ Belleville | 7:00 PM | 78 | Springfield @ Lehigh Valley | 7:05 PM | 129 | Iowa @ Grand Rapids | 7:00 PM | | | |
| 26 | Bridgeport @ Charlotte | 7:00 PM | 79 | Iowa @ Manitoba | 6:00 PM | 130 | Hartford @ Laval | 7:00 PM | | | |
| 27 | Syracuse @ Cleveland | 7:00 PM | 80 | Colorado @ Milwaukee | 6:00 PM | 131 | Providence @ Rochester | 7:05 PM | | | |
| 28 | Milwaukee @ Grand Rapids | 7:00 PM | 81 | Ontario @ San Jose | 1:15 PM | 132 | San Antonio @ Rockford | 7:00 PM | | | |
| 29 | Texas @ Iowa | 7:00 PM | 82 | Charlotte @ Syracuse | 7:00 PM | 133 | Bakersfield @ San Jose | 11:00 AM | | | |
| 30 | W-B/Scranton @ Lehigh Valley | 7:05 PM | 83 | Grand Rapids @ Texas | 7:00 PM | 134 | Chicago @ Tucson | 7:05 PM | | | |
| 31 | Toronto @ Manitoba | 7:00 PM | 84 | Cleveland @ Toronto | 4:00 PM | 135 | Binghamton @ Utica | 7:00 PM | | | |
| 32 | Colorado @ Ontario | 7:00 PM | 85 | San Antonio @ Tucson | 7:05 PM | FRI., NOV. 1 | | | | | |
| 33 | Chicago @ San Antonio | 7:00 PM | 86 | Rochester @ Utica | 7:00 PM | 136 | Toronto @ Belleville | 7:00 PM | | | |
| 34 | San Diego @ San Jose | 7:00 PM | SUN., OCT. 20 | | | | | | 137 | Charlotte @ Cleveland | 7:00 PM |
| 35 | Rochester @ Springfield | 7:05 PM | 87 | Milwaukee @ Chicago | 3:00 PM | 138 | Hartford @ Laval | 7:30 PM | | | |
| SAT., OCT. 12 | | | | | | | | | | | |
| 36 | Binghamton @ Belleville | 7:00 PM | 88 | Cleveland @ Toronto | 4:00 PM | 139 | W-B/Scranton @ Lehigh Valley | 7:05 PM | | | |
| 37 | Bridgeport @ Charlotte | 6:00 PM | TUE., OCT. 22 | | | | | | 140 | Iowa @ Milwaukee | 7:00 PM |
| 38 | Syracuse @ Cleveland | 7:00 PM | 89 | Providence @ Bridgeport | 7:00 PM | 141 | Bakersfield @ Ontario | 7:00 PM | | | |
| 39 | Springfield @ Hartford | 7:30 PM | WED., OCT. 23 | | | | | | 142 | Binghamton @ Rochester | 7:05 PM |
| 40 | Texas @ Iowa | 7:00 PM | 90 | Ontario @ Bakersfield | 6:30 PM | 143 | Colorado @ San Diego | 7:00 PM | | | |
| 41 | Hershey @ Lehigh Valley | 7:05 PM | 91 | Laval @ Belleville | 7:00 PM | 144 | Hershey @ Springfield | 7:05 PM | | | |
| 42 | Toronto @ Manitoba | 2:00 PM | 92 | W-B/Scranton @ Binghamton | 7:05 PM | 145 | San Jose @ Stockton | 7:00 PM | | | |
| 43 | Laval @ Milwaukee | 6:00 PM | 93 | Texas @ Chicago | 11:00 AM | 146 | Bridgeport @ Syracuse | 7:00 PM | | | |
| 44 | Tucson @ Ontario | 6:00 PM | 94 | Milwaukee @ Grand Rapids | 7:00 PM | 147 | San Antonio @ Texas | 7:00 PM | | | |
| 45 | Rochester @ Providence | 7:05 PM | 95 | Hershey @ Rochester | 7:05 PM | 148 | Providence @ Utica | 7:00 PM | | | |
| 46 | Grand Rapids @ Rockford | 6:00 PM | FRI., OCT. 25 | | | | | | SAT., NOV. 2 | | |
| 47 | Chicago @ San Antonio | 7:00 PM | 96 | Springfield @ Bridgeport | 7:00 PM | 149 | Hartford @ Belleville | 7:00 PM | | | |
| 48 | San Diego @ Stockton | 6:00 PM | 97 | Lehigh Valley @ Charlotte | 7:00 PM | 150 | Lehigh Valley @ Bridgeport | 7:00 PM | | | |
| 49 | Utica @ W-B/Scranton | 7:05 PM | 98 | Rockford @ Cleveland | 7:00 PM | 151 | Providence @ Hershey | 7:00 PM | | | |
| SUN., OCT. 13 | | | | | | | | | | | |
| 50 | Rochester @ Hartford | 3:00 PM | 99 | San Jose @ Colorado | 7:05 PM | 152 | Toronto @ Laval | 3:00 PM | | | |
| 51 | W-B/Scranton @ Hershey | 5:00 PM | 100 | Manitoba @ Grand Rapids | 7:00 PM | 153 | Grand Rapids @ Manitoba | 2:00 PM | | | |
| 52 | Springfield @ Providence | 3:05 PM | 101 | Laval @ Hartford | 7:15 PM | 154 | Chicago @ Milwaukee | 6:00 PM | | | |
| 53 | Bakersfield @ San Jose | 1:15 PM | 102 | Texas @ Milwaukee | 7:00 PM | 155 | Bakersfield @ Ontario | 6:00 PM | | | |
| MON., OCT. 14 | | | | | | | | | | | |
| 54 | Laval @ Rockford | 1:00 PM | 103 | Ontario @ San Diego | 7:00 PM | 156 | Iowa @ Rockford | 6:00 PM | | | |
| TUE., OCT. 15 | | | | | | | | | | | |
| 55 | Bakersfield @ Stockton | 7:00 PM | 104 | Bakersfield @ Stockton | 7:00 PM | 157 | Texas @ San Antonio | 7:00 PM | | | |
| | | | 105 | Iowa @ Tucson | 7:05 PM | 158 | Colorado @ San Diego | 7:00 PM | | | |
| | | | 106 | Binghamton @ Utica | 7:00 PM | 159 | W-B/Scranton @ Springfield | 7:05 PM | | | |
| | | | 107 | San Antonio @ W-B/Scranton | 7:05 PM | 160 | Tucson @ Stockton | 6:00 PM | | | |
| | | | | | | 161 | Binghamton @ Syracuse | 7:00 PM | | | |
| | | | | | | 162 | Rochester @ Utica | 7:00 PM | | | |
| | | | | | | SUN., NOV. 3 | | | | | |
| | | | | | | 163 | Lehigh Valley @ Bridgeport | 5:00 PM | | | |
| | | | | | | 164 | Charlotte @ Cleveland | 1:00 PM | | | |
| | | | | | | 165 | Syracuse @ Hershey | 5:00 PM | | | |
| | | | | | | 166 | Grand Rapids @ Manitoba | 2:00 PM | | | |
| | | | | | | 167 | Chicago @ Rockford | 4:00 PM | | | |
| | | | | | | 168 | Tucson @ San Jose | 3:00 PM | | | |

2019-20 AHL Schedule

| # | TEAMS | TIME (local) | # | TEAMS | TIME (local) | # | TEAMS | TIME (local) |
|----------------------|------------------------------|--------------|----------------------|------------------------------|--------------|----------------------|------------------------------|--------------|
| TUE., NOV. 5 | | | FRI., NOV. 15 | | | SAT., NOV. 23 | | |
| 169 | Ontario @ Colorado | 7:05 PM | 222 | Bridgeport @ Belleville | 7:00 PM | 274 | Rochester @ Binghamton | 7:05 PM |
| WED., NOV. 6 | | | 223 | Lehigh Valley @ Binghamton | 7:05 PM | 275 | Hershey @ Bridgeport | 7:00 PM |
| 170 | Utica @ Binghamton | 7:05 PM | 224 | Bakersfield @ Colorado | 7:05 PM | 277 | Bakersfield @ Iowa | 7:00 PM |
| 171 | Springfield @ Bridgeport | 10:30 AM | 225 | Rockford @ Grand Rapids | 7:00 PM | 278 | Utica @ Laval | 3:00 PM |
| 172 | Ontario @ Colorado | 7:05 PM | 226 | Charlotte @ Hershey | 7:00 PM | 279 | Belleville @ Lehigh Valley | 7:05 PM |
| 173 | Cleveland @ Grand Rapids | 11:00 AM | 227 | Milwaukee @ Laval | 7:30 PM | 280 | Grand Rapids @ Milwaukee | 6:00 PM |
| 174 | W-B/Scranton @ Lehigh Valley | 7:05 PM | 228 | San Antonio @ Manitoba | 7:00 PM | 281 | Stockton @ San Diego | 7:00 PM |
| 175 | Manitoba @ Milwaukee | 10:30 AM | 229 | San Diego @ Ontario | 7:00 PM | 282 | Colorado @ San Jose | 1:15 PM |
| 176 | Toronto @ Rockford | 10:30 AM | 230 | Hartford @ Providence | 7:05 PM | 283 | Providence @ Springfield | 7:05 PM |
| THU., NOV. 7 | | | 231 | Cleveland @ Rochester | 7:05 PM | 284 | Hartford @ Syracuse | 7:00 PM |
| 177 | Chicago @ Iowa | 10:30 AM | 232 | Tucson @ Stockton | 7:00 PM | 285 | Rockford @ Texas | 7:00 PM |
| FRI., NOV. 8 | | | 233 | Utica @ Syracuse | 7:00 PM | 286 | Manitoba @ Toronto | 4:00 PM |
| 178 | San Diego @ Bakersfield | 7:00 PM | 234 | Springfield @ W-B/Scranton | 7:05 PM | 287 | Ontario @ Tucson | 7:05 PM |
| 179 | Springfield @ Charlotte | 7:00 PM | SAT., NOV. 16 | | | 288 | Charlotte @ W-B/Scranton | 7:05 PM |
| 180 | Laval @ Cleveland | 7:00 PM | 235 | Milwaukee @ Belleville | 7:00 PM | SUN., NOV. 24 | | |
| 181 | Toronto @ Grand Rapids | 7:00 PM | 236 | Springfield @ Binghamton | 7:05 PM | 289 | Springfield @ Bridgeport | 3:00 PM |
| 182 | Hershey @ Hartford | 7:15 PM | 237 | Iowa @ Chicago | 7:00 PM | 290 | Bakersfield @ Iowa | 3:00 PM |
| 183 | Binghamton @ Rochester | 7:05 PM | 238 | Bakersfield @ Colorado | 7:05 PM | 291 | Hershey @ Providence | 3:05 PM |
| 184 | Manitoba @ Rockford | 7:00 PM | 239 | Providence @ Hartford | 7:00 PM | 292 | Rockford @ San Antonio | 3:00 PM |
| 185 | Milwaukee @ San Antonio | 7:00 PM | 240 | Charlotte @ Hershey | 7:00 PM | 293 | Manitoba @ Toronto | 4:00 PM |
| 186 | Belleville @ Syracuse | 7:00 PM | 241 | Bridgeport @ Laval | 4:00 PM | TUE., NOV. 26 | | |
| 187 | Stockton @ Tucson | 7:05 PM | 242 | Grand Rapids @ Rockford | 6:00 PM | 294 | Cleveland @ Charlotte | 7:00 PM |
| 188 | W-B/Scranton @ Utica | 7:00 PM | 243 | Ontario @ San Diego | 7:00 PM | 295 | Rockford @ San Antonio | 7:00 PM |
| SAT., NOV. 9 | | | 244 | San Jose @ Stockton | 6:00 PM | 296 | Iowa @ Texas | 7:00 PM |
| 189 | San Jose @ Bakersfield | 7:00 PM | 245 | Cleveland @ Syracuse | 7:00 PM | WED., NOV. 27 | | |
| 190 | Utica @ Binghamton | 7:05 PM | 246 | Texas @ Toronto | 4:00 PM | 297 | Tucson @ Bakersfield | 5:00 PM |
| 191 | Providence @ Bridgeport | 7:00 PM | 247 | Rochester @ Utica | 7:00 PM | 298 | Laval @ Belleville | 7:00 PM |
| 192 | Springfield @ Charlotte | 6:00 PM | 248 | Lehigh Valley @ W-B/Scranton | 7:05 PM | 299 | Cleveland @ Charlotte | 7:00 PM |
| 193 | Manitoba @ Chicago | 7:00 PM | SUN., NOV. 17 | | | 300 | Grand Rapids @ Chicago | 7:00 PM |
| 194 | Laval @ Cleveland | 7:00 PM | 249 | Chicago @ Iowa | 5:00 PM | 301 | Providence @ Hershey | 7:00 PM |
| 195 | Toronto @ Grand Rapids | 7:00 PM | 250 | San Antonio @ Manitoba | 2:00 PM | 302 | Manitoba @ Milwaukee | 7:00 PM |
| 196 | Belleville @ Hartford | 7:30 PM | 251 | Tucson @ San Jose | 5:00 PM | 303 | Stockton @ Ontario | 7:00 PM |
| 197 | Ontario @ Iowa | 7:00 PM | 252 | Texas @ Toronto | 4:00 PM | 304 | San Jose @ San Diego | 7:00 PM |
| 198 | Hershey @ Lehigh Valley | 7:05 PM | TUE., NOV. 19 | | | 305 | Bridgeport @ Springfield | 7:05 PM |
| 199 | Colorado @ Texas | 7:00 PM | 253 | San Antonio @ Chicago | 7:00 PM | 306 | Syracuse @ Utica | 7:00 PM |
| 200 | Stockton @ Tucson | 7:05 PM | 254 | Milwaukee @ Iowa | 7:00 PM | 307 | Lehigh Valley @ W-B/Scranton | 7:05 PM |
| 201 | Syracuse @ W-B/Scranton | 7:05 PM | WED., NOV. 20 | | | FRI., NOV. 29 | | |
| SUN., NOV. 10 | | | 255 | Manitoba @ Belleville | 7:00 PM | 308 | Belleville @ Binghamton | 7:05 PM |
| 202 | Belleville @ Bridgeport | 3:00 PM | 256 | San Antonio @ Grand Rapids | 7:00 PM | 309 | Springfield @ Bridgeport | 7:00 PM |
| 203 | Rockford @ Chicago | 3:00 PM | 257 | Syracuse @ Hartford | 11:00 AM | 310 | Stockton @ Colorado | 7:05 PM |
| 204 | Lehigh Valley @ Hershey | 5:00 PM | 258 | Charlotte @ Lehigh Valley | 7:05 PM | 311 | Manitoba @ Grand Rapids | 7:00 PM |
| 205 | Ontario @ Iowa | 3:00 PM | 259 | Tucson @ San Jose | 7:00 PM | 312 | W-B/Scranton @ Lehigh Valley | 7:05 PM |
| 206 | Hartford @ Providence | 3:05 PM | 260 | Laval @ Toronto | 7:00 PM | 313 | San Diego @ Ontario | 7:00 PM |
| 207 | Milwaukee @ San Antonio | 3:00 PM | 261 | Binghamton @ Utica | 7:00 PM | 314 | Toronto @ Rochester | 7:05 PM |
| 208 | San Diego @ San Jose | 5:00 PM | THU., NOV. 21 | | | 315 | Chicago @ Rockford | 7:00 PM |
| MON., NOV. 11 | | | 262 | Stockton @ Bakersfield | 10:30 AM | 316 | Bakersfield @ San Jose | 6:00 PM |
| 209 | Texas @ Manitoba | 4:00 PM | 263 | Chicago @ Cleveland | 7:00 PM | 317 | Laval @ Syracuse | 7:00 PM |
| 210 | Bridgeport @ Providence | 3:05 PM | FRI., NOV. 22 | | | SAT., NOV. 30 | | |
| 211 | San Diego @ Stockton | 1:00 PM | 264 | Belleville @ Binghamton | 7:05 PM | 318 | Ontario @ Bakersfield | 7:00 PM |
| 212 | Syracuse @ Utica | 3:00 PM | 276 | Chicago @ Cleveland | 7:00 PM | 319 | Syracuse @ Binghamton | 7:05 PM |
| TUE., NOV. 12 | | | 265 | Milwaukee @ Grand Rapids | 7:00 PM | 320 | Providence @ Charlotte | 6:00 PM |
| 213 | Grand Rapids @ Cleveland | 7:00 PM | 266 | Utica @ Laval | 7:30 PM | 321 | Manitoba @ Chicago | 7:00 PM |
| 214 | Colorado @ San Antonio | 10:30 AM | 267 | Charlotte @ Lehigh Valley | 7:05 PM | 322 | Rochester @ Cleveland | 7:00 PM |
| WED., NOV. 13 | | | 268 | Bridgeport @ Providence | 7:05 PM | 323 | Stockton @ Colorado | 7:05 PM |
| 215 | Belleville @ Laval | 7:00 PM | 269 | Hartford @ Rochester | 7:05 PM | 324 | Belleville @ Hershey | 7:00 PM |
| 216 | Texas @ Manitoba | 7:00 PM | 270 | Texas @ San Antonio | 7:00 PM | 325 | Hartford @ Lehigh Valley | 7:05 PM |
| 217 | Chicago @ Milwaukee | 7:00 PM | 271 | Colorado @ San Jose | 7:00 PM | 326 | Grand Rapids @ Rockford | 5:00 PM |
| 218 | Syracuse @ Rochester | 7:05 PM | 272 | W-B/Scranton @ Springfield | 7:05 PM | 327 | Milwaukee @ San Antonio | 7:00 PM |
| 219 | San Jose @ San Diego | 7:00 PM | 273 | Ontario @ Tucson | 7:05 PM | 328 | Tucson @ San Diego | 7:00 PM |
| 220 | Lehigh Valley @ Springfield | 10:35 AM | | | | 329 | Laval @ Springfield | 7:05 PM |
| 221 | Hershey @ W-B/Scranton | 7:05 PM | | | | 330 | Iowa @ Texas | 7:00 PM |
| | | | | | | 331 | Utica @ Toronto | 1:30 PM |
| | | | | | | | (at Scotiabank Arena) | |
| | | | | | | 332 | Bridgeport @ W-B/Scranton | 7:05 PM |



2019-20 AHL Schedule

| # | TEAMS | TIME (local) | # | TEAMS | TIME (local) | # | TEAMS | TIME (local) |
|----------------------|-----------------------------|--------------|----------------------|----------------------------|--------------|-----------------------|------------------------------|--------------|
| SUN., DEC. 1 | | | FRI., DEC. 13 | | | SAT., DEC. 21 | | |
| 333 | Providence @ Charlotte | 1:00 PM | 391 | Grand Rapids @ Bakersfield | 7:00 PM | 447 | Toronto @ Belleville | 7:00 PM |
| 334 | Hartford @ Hershey | 5:00 PM | 392 | Rockford @ Belleville | 7:00 PM | 448 | W-B/Scranton @ Bridgeport | 7:00 PM |
| 335 | Iowa @ San Antonio | 3:00 PM | 393 | Syracuse @ Charlotte | 7:00 PM | 449 | Lehigh Valley @ Charlotte | 6:00 PM |
| 336 | Milwaukee @ Texas | 5:00 PM | 417 | W-B/Scranton @ Cleveland | 7:00 PM | 450 | Texas @ Chicago | 7:00 PM |
| 337 | Utica @ Toronto | 4:00 PM | 394 | San Diego @ Colorado | 7:05 PM | 451 | Bakersfield @ Colorado | 7:05 PM |
| TUE., DEC. 3 | | | 395 | Lehigh Valley @ Hartford | 7:15 PM | 452 | Providence @ Hartford | 7:00 PM |
| 338 | Manitoba @ Rockford | 7:00 PM | 396 | Rochester @ Laval | 7:30 PM | 453 | Springfield @ Hershey | 7:00 PM |
| 339 | Milwaukee @ Texas | 7:00 PM | 397 | Chicago @ Milwaukee | 7:00 PM | 454 | Grand Rapids @ Iowa | 7:00 PM |
| 340 | Colorado @ Tucson | 7:05 PM | 398 | Tucson @ San Antonio | 7:00 PM | 455 | San Antonio @ Manitoba | 6:00 PM |
| WED., DEC. 4 | | | 399 | Binghamton @ Springfield | 7:05 PM | 456 | Utica @ Rochester | 7:05 PM |
| 341 | Chicago @ Grand Rapids | 7:00 PM | 400 | Manitoba @ Texas | 7:00 PM | 457 | Cleveland @ Rockford | 6:00 PM |
| 342 | Cleveland @ Laval | 7:00 PM | 401 | Bridgeport @ Utica | 7:00 PM | 458 | Stockton @ San Diego | 7:00 PM |
| 343 | Toronto @ Rochester | 7:05 PM | SAT., DEC. 14 | | | 459 | Binghamton @ Syracuse | 7:00 PM |
| 344 | Iowa @ San Antonio | 10:30 AM | 402 | Grand Rapids @ Bakersfield | 7:00 PM | 460 | Ontario @ Tucson | 7:05 PM |
| 345 | Lehigh Valley @ Springfield | 7:05 PM | 403 | Utica @ Binghamton | 7:05 PM | SUN., DEC. 22 | | |
| 346 | Ontario @ Stockton | 7:00 PM | 404 | Syracuse @ Charlotte | 6:00 PM | 461 | Lehigh Valley @ Charlotte | 1:00 PM |
| 347 | Charlotte @ Syracuse | 7:00 PM | 405 | Milwaukee @ Chicago | 7:00 PM | 462 | Texas @ Chicago | 3:00 PM |
| 348 | Colorado @ Tucson | 7:05 PM | 406 | W-B/Scranton @ Cleveland | 7:00 PM | 463 | Bakersfield @ Colorado | 3:05 PM |
| FRI., DEC. 6 | | | 407 | San Diego @ Colorado | 7:05 PM | 464 | Springfield @ Hershey | 1:00 PM |
| 349 | Cleveland @ Belleville | 7:00 PM | 408 | Bridgeport @ Hershey | 7:00 PM | 465 | San Antonio @ Manitoba | 2:00 PM |
| 350 | Rockford @ Grand Rapids | 7:00 PM | 409 | Rochester @ Laval | 3:00 PM | THU., DEC. 26 | | |
| 351 | Hershey @ Lehigh Valley | 7:05 PM | 410 | Hartford @ Lehigh Valley | 7:05 PM | 466 | Belleville @ Toronto | 3:00 PM |
| 352 | Chicago @ Manitoba | 7:00 PM | 411 | Iowa @ Ontario | 6:00 PM | (at Scotiabank Arena) | | |
| 353 | Iowa @ Milwaukee | 7:00 PM | 412 | Manitoba @ San Antonio | 7:00 PM | FRI., DEC. 27 | | |
| 354 | San Jose @ Ontario | 7:00 PM | 413 | Stockton @ San Jose | 1:15 PM | 467 | Hartford @ Bridgeport | 7:00 PM |
| 355 | Binghamton @ Providence | 7:05 PM | 414 | Providence @ Springfield | 7:05 PM | 468 | Milwaukee @ Grand Rapids | 7:00 PM |
| 356 | Charlotte @ Rochester | 7:05 PM | 415 | Tucson @ Texas | 7:00 PM | 469 | Toronto @ Laval | 7:30 PM |
| 357 | Hartford @ Springfield | 7:05 PM | 416 | Belleville @ Toronto | 4:00 PM | 470 | San Diego @ Ontario | 7:00 PM |
| 358 | Laval @ Syracuse | 7:00 PM | SUN., DEC. 15 | | | 471 | Belleville @ Rochester | 7:05 PM |
| 359 | Bridgeport @ Utica | 7:00 PM | 418 | Lehigh Valley @ Hershey | 5:00 PM | 472 | Iowa @ Rockford | 7:00 PM |
| 360 | Texas @ W-B/Scranton | 7:05 PM | 419 | Iowa @ Ontario | 3:00 PM | 473 | Texas @ San Antonio | 7:00 PM |
| SAT., DEC. 7 | | | 420 | Springfield @ Providence | 3:05 PM | 474 | Stockton @ San Jose | 1:15 PM |
| 361 | Cleveland @ Belleville | 7:00 PM | 421 | San Jose @ Stockton | 5:00 PM | 475 | Providence @ Springfield | 7:05 PM |
| 362 | Binghamton @ Hartford | 7:30 PM | 422 | Rockford @ Toronto | 4:00 PM | 476 | Binghamton @ Syracuse | 7:00 PM |
| 363 | Lehigh Valley @ Hershey | 7:00 PM | TUE., DEC. 17 | | | 477 | Hershey @ Utica | 7:00 PM |
| 364 | Tucson @ Iowa | 7:00 PM | 423 | Hartford @ Charlotte | 7:00 PM | 478 | Lehigh Valley @ W-B/Scranton | 7:05 PM |
| 365 | Chicago @ Manitoba | 6:00 PM | 424 | San Antonio @ Chicago | 11:00 AM | SAT., DEC. 28 | | |
| 366 | San Jose @ Ontario | 6:00 PM | 425 | Manitoba @ Colorado | 7:05 PM | 479 | Stockton @ Bakersfield | 7:00 PM |
| 367 | Utica @ Providence | 7:05 PM | 426 | Rockford @ Laval | 7:00 PM | 480 | Syracuse @ Belleville | 7:00 PM |
| 368 | Charlotte @ Rochester | 7:05 PM | 427 | Grand Rapids @ San Diego | 7:00 PM | 481 | Rochester @ Binghamton | 7:05 PM |
| 369 | Milwaukee @ Rockford | 6:00 PM | WED., DEC. 18 | | | 482 | Springfield @ Bridgeport | 7:00 PM |
| 370 | Colorado @ San Diego | 7:00 PM | 428 | Utica @ Belleville | 7:00 PM | 483 | Charlotte @ Cleveland | 7:00 PM |
| 371 | Laval @ Springfield | 7:05 PM | 429 | Rochester @ Binghamton | 7:05 PM | 484 | Providence @ Hartford | 7:00 PM |
| 372 | Bakersfield @ Stockton | 6:00 PM | 430 | Syracuse @ Bridgeport | 7:00 PM | 485 | W-B/Scranton @ Hershey | 7:00 PM |
| 373 | Bridgeport @ Syracuse | 7:00 PM | 431 | Hartford @ Charlotte | 7:00 PM | 486 | Chicago @ Iowa | 6:00 PM |
| 374 | San Antonio @ Toronto | 4:00 PM | 432 | Manitoba @ Colorado | 7:05 PM | 487 | Toronto @ Laval | 3:00 PM |
| 375 | Texas @ W-B/Scranton | 7:05 PM | 433 | San Antonio @ Milwaukee | 7:00 PM | 488 | Utica @ Lehigh Valley | 7:05 PM |
| SUN., DEC. 8 | | | 434 | Ontario @ San Jose | 7:00 PM | 489 | Grand Rapids @ Milwaukee | 6:00 PM |
| 376 | W-B/Scranton @ Hershey | 5:00 PM | 435 | Iowa @ Stockton | 7:00 PM | 490 | Ontario @ San Diego | 7:00 PM |
| 377 | Hartford @ Providence | 3:05 PM | 436 | Providence @ W-B/Scranton | 7:05 PM | 491 | San Antonio @ Texas | 7:00 PM |
| 378 | San Antonio @ Toronto | 4:00 PM | FRI., DEC. 20 | | | 492 | Colorado @ Tucson | 7:05 PM |
| MON., DEC. 9 | | | 437 | Grand Rapids @ Iowa | 7:00 PM | SUN., DEC. 29 | | |
| 379 | Utica @ Bridgeport | 7:00 PM | 438 | Cleveland @ Milwaukee | 7:00 PM | 493 | Milwaukee @ Chicago | 3:00 PM |
| TUE., DEC. 10 | | | 439 | Binghamton @ Rochester | 7:05 PM | 495 | Hershey @ Lehigh Valley | 3:05 PM |
| 380 | Tucson @ Iowa | 7:00 PM | 440 | Texas @ Rockford | 7:00 PM | 496 | Rockford @ Manitoba | 2:00 PM |
| 381 | Cleveland @ Laval | 7:00 PM | 441 | San Jose @ San Diego | 7:00 PM | 497 | Bakersfield @ San Jose | 5:00 PM |
| 382 | Milwaukee @ Rockford | 7:00 PM | 442 | Bridgeport @ Springfield | 7:05 PM | 498 | Colorado @ Tucson | 5:05 PM |
| WED., DEC. 11 | | | 443 | Belleville @ Syracuse | 7:00 PM | MON., DEC. 30 | | |
| 383 | Binghamton @ Hartford | 7:00 PM | 444 | Ontario @ Tucson | 7:05 PM | 499 | Charlotte @ Cleveland | 12:00 PM |
| 384 | Stockton @ Ontario | 7:00 PM | 445 | Laval @ Utica | 7:00 PM | | | |
| 385 | Syracuse @ Providence | 6:05 PM | 446 | Providence @ W-B/Scranton | 7:05 PM | | | |
| 386 | W-B/Scranton @ Rochester | 7:05 PM | | | | | | |
| 387 | Grand Rapids @ San Diego | 7:00 PM | | | | | | |
| 388 | Bakersfield @ San Jose | 7:00 PM | | | | | | |
| 389 | Manitoba @ Texas | 7:00 PM | | | | | | |
| 390 | Toronto @ Utica | 7:00 PM | | | | | | |



2019-20 AHL Schedule

| # | TEAMS | TIME (local) | # | TEAMS | TIME (local) | # | TEAMS | TIME (local) | |
|----------------------|----------------------------|--------------|----------------------|----------------------------|--------------|----------------------|----------------------------|--------------|--|
| TUE., DEC. 31 | | | | | | | | | |
| 500 | Ontario @ Bakersfield | 5:00 PM | 555 | Cleveland @ Binghamton | 7:05 PM | 615 | San Diego @ Bakersfield | 7:00 PM | |
| 501 | Laval @ Belleville | 3:00 PM | 556 | Tucson @ Colorado | 7:05 PM | 616 | Syracuse @ Binghamton | 7:05 PM | |
| 502 | Syracuse @ Binghamton | 6:05 PM | 557 | Manitoba @ Grand Rapids | 7:00 PM | 617 | Providence @ Bridgeport | 7:00 PM | |
| 503 | Chicago @ Grand Rapids | 6:00 PM | 558 | Charlotte @ Hartford | 7:15 PM | 618 | Toronto @ Charlotte | 6:00 PM | |
| 494 | Bridgeport @ Hartford | 5:00 PM | 559 | Rockford @ Milwaukee | 7:00 PM | 619 | Milwaukee @ Chicago | 7:00 PM | |
| 504 | Texas @ Iowa | 2:00 PM | 560 | Bakersfield @ Ontario | 7:00 PM | 620 | Belleville @ Grand Rapids | 7:00 PM | |
| 505 | Rockford @ Manitoba | 4:00 PM | 561 | Belleville @ Rochester | 7:05 PM | 621 | Hartford @ Hershey | 7:00 PM | |
| 506 | San Jose @ Stockton | 5:00 PM | 562 | Chicago @ San Antonio | 7:00 PM | 622 | San Jose @ Iowa | 6:00 PM | |
| 507 | Cleveland @ Toronto | 3:00 PM | 563 | Iowa @ San Diego | 7:00 PM | 623 | Rochester @ Lehigh Valley | 7:05 PM | |
| 508 | San Diego @ Tucson | 6:05 PM | 564 | Bridgeport @ Springfield | 7:05 PM | 624 | Laval @ Manitoba | 2:00 PM | |
| 509 | Rochester @ Utica | 5:00 PM | 565 | Laval @ Syracuse | 7:00 PM | 625 | Tucson @ Ontario | 6:00 PM | |
| 510 | Springfield @ W-B/Scranton | 3:05 PM | 566 | Toronto @ Texas | 7:00 PM | 626 | W-B/Scranton @ San Antonio | 7:00 PM | |
| THU., JAN. 2 | | | | | | | | | |
| 511 | Texas @ Chicago | 7:00 PM | 567 | Lehigh Valley @ Utica | 7:00 PM | 627 | Colorado @ Stockton | 6:00 PM | |
| FRI., JAN. 3 | | | | | | | | | |
| 512 | Rochester @ Belleville | 7:00 PM | 568 | Hershey @ W-B/Scranton | 7:05 PM | 628 | Cleveland @ Utica | 7:00 PM | |
| 513 | Bridgeport @ Binghamton | 7:05 PM | SAT., JAN. 11 | | | | | | |
| 514 | Milwaukee @ Cleveland | 7:00 PM | 569 | Iowa @ Bakersfield | 7:00 PM | 629 | Toronto @ Charlotte | 1:00 PM | |
| 515 | Rockford @ Iowa | 7:00 PM | 570 | Charlotte @ Bridgeport | 7:00 PM | 630 | Rockford @ Chicago | 3:00 PM | |
| 516 | Lehigh Valley @ Laval | 7:30 PM | 571 | Tucson @ Colorado | 7:05 PM | 631 | Rochester @ Hershey | 5:00 PM | |
| 517 | Colorado @ Manitoba | 7:00 PM | 572 | Manitoba @ Grand Rapids | 7:00 PM | 632 | Laval @ Manitoba | 2:00 PM | |
| 518 | Hartford @ Providence | 7:05 PM | 573 | Cleveland @ Hershey | 7:00 PM | 633 | Springfield @ Providence | 3:05 PM | |
| 519 | Grand Rapids @ San Antonio | 7:00 PM | 574 | Laval @ Lehigh Valley | 7:05 PM | MON., JAN. 20 | | | |
| 520 | Bakersfield @ San Diego | 7:00 PM | 575 | Rockford @ Milwaukee | 6:00 PM | 634 | Texas @ Iowa | 12:00 PM | |
| 521 | Ontario @ Stockton | 7:00 PM | 550 | Chicago @ San Antonio | 7:00 PM | 635 | Bakersfield @ Ontario | 3:00 PM | |
| 522 | Toronto @ Syracuse | 7:00 PM | 576 | Ontario @ San Diego | 7:00 PM | 636 | Belleville @ Rockford | 1:00 PM | |
| 523 | San Jose @ Tucson | 7:05 PM | 577 | Stockton @ San Jose | 1:15 PM | 637 | Colorado @ Stockton | 1:00 PM | |
| 524 | Springfield @ Utica | 7:00 PM | 578 | Providence @ Springfield | 7:05 PM | 638 | Utica @ Syracuse | 1:00 PM | |
| 525 | Hershey @ W-B/Scranton | 7:05 PM | 579 | Rochester @ Syracuse | 7:00 PM | TUE., JAN. 21 | | | |
| SAT., JAN. 4 | | | | | | | | | |
| 526 | Lehigh Valley @ Belleville | 7:00 PM | 580 | Toronto @ Texas | 7:00 PM | 639 | Belleville @ Milwaukee | 7:00 PM | |
| 527 | Iowa @ Chicago | 7:00 PM | 581 | Belleville @ Utica | 7:00 PM | 640 | W-B/Scranton @ San Antonio | 7:00 PM | |
| 528 | Milwaukee @ Cleveland | 1:00 PM | 582 | Hartford @ W-B/Scranton | 7:05 PM | 641 | Tucson @ San Diego | 7:00 PM | |
| 529 | Utica @ Hartford | 7:00 PM | SUN., JAN. 12 | | | | | | |
| 530 | Bridgeport @ Hershey | 7:00 PM | 583 | Syracuse @ Binghamton | 3:05 PM | WED., JAN. 22 | | | |
| 531 | Syracuse @ Laval | 7:00 PM | 584 | Laval @ Bridgeport | 3:00 PM | 642 | San Jose @ Bakersfield | 6:30 PM | |
| 532 | Colorado @ Manitoba | 6:00 PM | 585 | Cleveland @ Lehigh Valley | 3:05 PM | 643 | Rochester @ Cleveland | 7:00 PM | |
| 533 | Charlotte @ Providence | 7:05 PM | 586 | Springfield @ Providence | 3:05 PM | 644 | Iowa @ Grand Rapids | 7:00 PM | |
| 534 | Bakersfield @ San Diego | 7:00 PM | 587 | Toronto @ San Antonio | 3:00 PM | 645 | Syracuse @ Laval | 7:00 PM | |
| 535 | Ontario @ Stockton | 6:00 PM | 588 | Stockton @ San Jose | 3:00 PM | 646 | Lehigh Valley @ Providence | 6:05 PM | |
| 536 | Grand Rapids @ Texas | 7:00 PM | MON., JAN. 13 | | | | | | |
| 537 | Rochester @ Toronto | 4:00 PM | 589 | Belleville @ Manitoba | 7:00 PM | 647 | Texas @ Rockford | 7:00 PM | |
| 538 | San Jose @ Tucson | 7:05 PM | TUE., JAN. 14 | | | | | | |
| 539 | Springfield @ W-B/Scranton | 7:05 PM | 590 | Iowa @ Bakersfield | 6:30 PM | 648 | Hershey @ Springfield | 7:05 PM | |
| SUN., JAN. 5 | | | | | | | | | |
| 540 | Bridgeport @ Hershey | 3:00 PM | 591 | Hershey @ Charlotte | 7:00 PM | 649 | Binghamton @ Utica | 7:00 PM | |
| 541 | Charlotte @ Providence | 3:05 PM | 592 | Milwaukee @ Rockford | 7:00 PM | FRI., JAN. 24 | | | |
| 542 | Chicago @ Rockford | 4:00 PM | WED., JAN. 15 | | | | | | |
| 543 | Grand Rapids @ San Antonio | 3:00 PM | 593 | Cleveland @ Binghamton | 7:05 PM | 650 | W-B/Scranton @ Charlotte | 7:00 PM | |
| 544 | Lehigh Valley @ Toronto | 4:00 PM | 594 | Hershey @ Charlotte | 7:00 PM | 651 | Toronto @ Cleveland | 7:00 PM | |
| WED., JAN. 8 | | | | | | | | | |
| 545 | Utica @ Belleville | 7:00 PM | 595 | Rockford @ Grand Rapids | 7:00 PM | 652 | San Antonio @ Colorado | 7:05 PM | |
| 546 | Hartford @ Hershey | 7:00 PM | 596 | Syracuse @ Lehigh Valley | 7:05 PM | 653 | San Diego @ Grand Rapids | 7:00 PM | |
| 547 | Grand Rapids @ Milwaukee | 7:00 PM | 597 | Belleville @ Manitoba | 7:00 PM | 654 | Bridgeport @ Hartford | 7:15 PM | |
| 548 | Binghamton @ Rochester | 7:05 PM | 598 | Chicago @ Milwaukee | 7:00 PM | 655 | Manitoba @ Iowa | 7:00 PM | |
| 549 | Manitoba @ Rockford | 7:00 PM | 599 | Colorado @ San Jose | 7:00 PM | 656 | Rockford @ Milwaukee | 7:00 PM | |
| 551 | Iowa @ San Diego | 7:00 PM | 600 | San Diego @ Stockton | 7:00 PM | 657 | Lehigh Valley @ Providence | 7:05 PM | |
| 552 | Ontario @ San Jose | 7:00 PM | 601 | W-B/Scranton @ Texas | 7:00 PM | 658 | Laval @ Rochester | 7:05 PM | |
| 553 | Bakersfield @ Stockton | 7:00 PM | 602 | Hartford @ Utica | 7:00 PM | 659 | Hershey @ Springfield | 7:05 PM | |
| 554 | Charlotte @ W-B/Scranton | 7:05 PM | THU., JAN. 16 | | | | | | |
| FRI., JAN. 17 | | | | | | | | | |
| 603 | Toronto @ San Antonio | 7:00 PM | 604 | Colorado @ Bakersfield | 7:00 PM | 660 | Ontario @ Stockton | 7:00 PM | |
| 604 | Colorado @ Bakersfield | 7:00 PM | 605 | Rockford @ Grand Rapids | 7:00 PM | 661 | Binghamton @ Syracuse | 7:00 PM | |
| 605 | Rockford @ Grand Rapids | 7:00 PM | 606 | San Jose @ Iowa | 7:00 PM | 662 | Chicago @ Texas | 7:00 PM | |
| 606 | San Jose @ Iowa | 7:00 PM | 607 | Binghamton @ Lehigh Valley | 7:05 PM | 663 | Bakersfield @ Tucson | 7:05 PM | |
| 607 | Binghamton @ Lehigh Valley | 7:05 PM | 608 | Stockton @ Ontario | 7:00 PM | 664 | Belleville @ Utica | 7:00 PM | |
| 608 | Stockton @ Ontario | 7:00 PM | 609 | Bridgeport @ Providence | 7:05 PM | | | | |
| 609 | Bridgeport @ Providence | 7:05 PM | 610 | Cleveland @ Rochester | 7:05 PM | | | | |
| 610 | Cleveland @ Rochester | 7:05 PM | 611 | Tucson @ San Diego | 7:00 PM | | | | |
| 611 | Tucson @ San Diego | 7:00 PM | 612 | Springfield @ Syracuse | 7:00 PM | | | | |
| 612 | Springfield @ Syracuse | 7:00 PM | 613 | W-B/Scranton @ Texas | 7:00 PM | | | | |
| 613 | W-B/Scranton @ Texas | 7:00 PM | 614 | Hartford @ Utica | 7:00 PM | | | | |
| 614 | Hartford @ Utica | 7:00 PM | | | | | | | |



2019-20 AHL Schedule

| # | TEAMS | TIME (local) | # | TEAMS | TIME (local) | # | TEAMS | TIME (local) |
|--|------------------------------|--------------|----------------------|------------------------------|--------------|-----------------------|----------------------------|--------------|
| SAT., JAN. 25 | | | THU., FEB. 6 | | | SAT., FEB. 15 | | |
| 665 | Utica @ Belleville | 7:00 PM | 719 | Chicago @ Manitoba | 7:00 PM | 776 | Colorado @ Bakersfield | 7:00 PM |
| 666 | Laval @ Binghamton | 7:05 PM | FRI., FEB. 7 | | | 777 | W-B/Scranton @ Bridgeport | 7:00 PM |
| 667 | W-B/Scranton @ Charlotte | 6:00 PM | 720 | Ontario @ Bakersfield | 7:00 PM | 778 | Springfield @ Charlotte | 6:00 PM |
| 668 | Toronto @ Cleveland | 1:00 PM | 721 | Toronto @ Belleville | 7:00 PM | 779 | Grand Rapids @ Chicago | 7:00 PM |
| 669 | San Antonio @ Colorado | 7:05 PM | 722 | Hartford @ Charlotte | 7:00 PM | 780 | Binghamton @ Hershey | 7:00 PM |
| 670 | San Diego @ Grand Rapids | 7:00 PM | 723 | Binghamton @ Cleveland | 7:00 PM | 781 | San Diego @ Iowa | 6:00 PM |
| 671 | Lehigh Valley @ Hartford | 7:00 PM | 724 | San Jose @ Colorado | 7:05 PM | 782 | Hartford @ Lehigh Valley | 7:05 PM |
| 672 | Manitoba @ Iowa | 6:00 PM | 725 | Springfield @ Lehigh Valley | 7:05 PM | 783 | Milwaukee @ Manitoba | 6:00 PM |
| 673 | Hershey @ Providence | 7:05 PM | 726 | Chicago @ Manitoba | 7:00 PM | 784 | Cleveland @ Rockford | 6:00 PM |
| 674 | Milwaukee @ Rockford | 6:00 PM | 727 | Texas @ Milwaukee | 7:00 PM | 785 | Tucson @ Stockton | 6:00 PM |
| 675 | Ontario @ San Jose | 7:00 PM | 728 | Syracuse @ Rochester | 7:05 PM | 786 | Rochester @ Syracuse | 7:00 PM |
| 676 | Bridgeport @ Springfield | 7:05 PM | 729 | San Antonio @ Rockford | 7:00 PM | 787 | San Antonio @ Texas | 7:00 PM |
| 677 | Rochester @ Syracuse | 7:00 PM | 730 | Tucson @ San Diego | 7:00 PM | 788 | Belleville @ Toronto | 4:00 PM |
| 678 | Chicago @ Texas | 7:00 PM | 731 | Hershey @ W-B/Scranton | 7:05 PM | SUN., FEB. 16 | | |
| 679 | Bakersfield @ Tucson | 7:05 PM | SAT., FEB. 8 | | | 789 | San Jose @ Bakersfield | 5:00 PM |
| SUN., JAN. 26 | | | 732 | Laval @ Belleville | 7:00 PM | 790 | Springfield @ Charlotte | 1:00 PM |
| 2020 AHL All-Star Skills Competition @ Ontario | | | 733 | Providence @ Bridgeport | 7:00 PM | 791 | Cleveland @ Chicago | 3:00 PM |
| 5:00 PM | | | 734 | Hartford @ Charlotte | 6:00 PM | 792 | Lehigh Valley @ Hershey | 5:00 PM |
| MON., JAN. 27 | | | 735 | San Jose @ Colorado | 7:05 PM | 793 | Colorado @ Ontario | 3:00 PM |
| 2020 AHL All-Star Challenge @ Ontario | | | 736 | Texas @ Grand Rapids | 7:00 PM | 794 | Laval @ Providence | 3:05 PM |
| 6:00 PM | | | 737 | Springfield @ Hershey | 7:00 PM | 795 | Utica @ Rochester | 3:05 PM |
| FRI., JAN. 31 | | | 738 | Stockton @ Iowa | 6:00 PM | MON., FEB. 17 | | |
| 680 | Ontario @ Bakersfield | 7:00 PM | 739 | Tucson @ Ontario | 6:00 PM | 796 | Syracuse @ Belleville | 2:00 PM |
| 681 | Providence @ Binghamton | 7:05 PM | 740 | San Antonio @ Rockford | 6:00 PM | 797 | Milwaukee @ Manitoba | 2:00 PM |
| 682 | Hershey @ Bridgeport | 7:00 PM | 741 | Rochester @ Toronto | 4:00 PM | 798 | Bridgeport @ Providence | 3:05 PM |
| 683 | Milwaukee @ Chicago | 7:00 PM | 742 | Syracuse @ Utica | 7:00 PM | 799 | Tucson @ San Jose | 6:00 PM |
| 684 | Utica @ Cleveland | 7:00 PM | 743 | Lehigh Valley @ W-B/Scranton | 7:05 PM | 800 | San Diego @ Stockton | 1:00 PM |
| 685 | Springfield @ Hartford | 7:15 PM | SUN., FEB. 9 | | | 801 | Binghamton @ Toronto | 3:00 PM |
| 686 | Grand Rapids @ Iowa | 7:00 PM | 744 | Binghamton @ Cleveland | 1:00 PM | (at Scotiabank Arena) | | |
| 687 | Belleville @ Laval | 7:30 PM | 745 | Texas @ Grand Rapids | 4:00 PM | TUE., FEB. 18 | | |
| 688 | Syracuse @ Rochester | 7:05 PM | 746 | Stockton @ Iowa | 3:00 PM | 802 | Grand Rapids @ Rockford | 7:00 PM |
| 689 | Manitoba @ Rockford | 7:00 PM | 747 | Hershey @ Lehigh Valley | 3:05 PM | WED., FEB. 19 | | |
| 690 | Texas @ San Antonio | 7:00 PM | 748 | Bridgeport @ Providence | 3:05 PM | 803 | Lehigh Valley @ Bridgeport | 7:00 PM |
| 691 | San Jose @ San Diego | 7:00 PM | 749 | Bakersfield @ San Diego | 5:00 PM | 804 | Manitoba @ Laval | 7:00 PM |
| 692 | Charlotte @ Toronto | 7:00 PM | 750 | Laval @ Toronto | 4:00 PM | 805 | Iowa @ Milwaukee | 7:00 PM |
| 693 | Colorado @ Tucson | 7:05 PM | TUE., FEB. 11 | | | 806 | Belleville @ Rochester | 7:05 PM |
| 694 | Lehigh Valley @ W-B/Scranton | 7:05 PM | 751 | Rochester @ Charlotte | 7:00 PM | 807 | Stockton @ San Diego | 7:00 PM |
| SAT., FEB. 1 | | | 752 | Grand Rapids @ Cleveland | 7:00 PM | 808 | Binghamton @ Toronto | 11:00 AM |
| 695 | Rochester @ Binghamton | 7:05 PM | 753 | Tucson @ Colorado | 7:05 PM | THU., FEB. 20 | | |
| 696 | Manitoba @ Chicago | 7:00 PM | 754 | San Antonio @ Iowa | 7:00 PM | 809 | Grand Rapids @ Chicago | 11:00 AM |
| 697 | Utica @ Cleveland | 1:00 PM | WED., FEB. 12 | | | FRI., FEB. 21 | | |
| 698 | Lehigh Valley @ Hershey | 7:00 PM | 755 | Syracuse @ Binghamton | 7:05 PM | 810 | San Diego @ Bakersfield | 7:00 PM |
| 699 | Belleville @ Laval | 7:00 PM | 756 | Rochester @ Charlotte | 7:00 PM | 811 | Utica @ Belleville | 7:00 PM |
| 700 | Milwaukee @ Rockford | 6:00 PM | 757 | Tucson @ Colorado | 7:05 PM | 812 | Charlotte @ Binghamton | 7:05 PM |
| 701 | Ontario @ San Diego | 4:00 PM | 758 | W-B/Scranton @ Hartford | 7:00 PM | 813 | Manitoba @ Laval | 7:30 PM |
| 702 | Hartford @ Springfield | 7:05 PM | 759 | Rockford @ Manitoba | 7:00 PM | 814 | Chicago @ Milwaukee | 7:00 PM |
| 703 | Bakersfield @ Stockton | 6:00 PM | 760 | Texas @ Milwaukee | 7:00 PM | 815 | Colorado @ Ontario | 7:00 PM |
| 704 | Providence @ Syracuse | 7:00 PM | 761 | Bakersfield @ Ontario | 7:00 PM | 816 | Lehigh Valley @ Rochester | 7:05 PM |
| 705 | Charlotte @ Toronto | 4:00 PM | 762 | Stockton @ San Jose | 7:00 PM | 817 | San Antonio @ Rockford | 7:00 PM |
| 706 | Colorado @ Tucson | 7:05 PM | 763 | Laval @ Utica | 7:00 PM | 818 | Hartford @ Springfield | 7:05 PM |
| 707 | Bridgeport @ W-B/Scranton | 7:05 PM | THU., FEB. 13 | | | 819 | Cleveland @ Syracuse | 7:00 PM |
| TUE., FEB. 4 | | | 764 | Milwaukee @ Chicago | 7:00 PM | 820 | Iowa @ Texas | 7:00 PM |
| 708 | Texas @ Rockford | 7:00 PM | 765 | Rockford @ Manitoba | 7:00 PM | 821 | Stockton @ Tucson | 7:05 PM |
| 709 | Belleville @ Toronto | 7:00 PM | FRI., FEB. 14 | | | 822 | Hershey @ W-B/Scranton | 7:05 PM |
| WED., FEB. 5 | | | 766 | Toronto @ Belleville | 7:00 PM | SAT., FEB. 22 | | |
| 710 | Tucson @ Bakersfield | 6:30 PM | 767 | Hershey @ Binghamton | 7:05 PM | 823 | Colorado @ Bakersfield | 7:00 PM |
| 711 | Syracuse @ Bridgeport | 10:30 AM | 768 | Cleveland @ Grand Rapids | 7:00 PM | 824 | Manitoba @ Belleville | 7:00 PM |
| 712 | Rochester @ Cleveland | 7:00 PM | 769 | Laval @ Hartford | 7:15 PM | 825 | Charlotte @ Binghamton | 7:05 PM |
| 713 | Springfield @ Hartford | 7:00 PM | 770 | San Diego @ Iowa | 7:00 PM | 826 | Hershey @ Bridgeport | 7:00 PM |
| 714 | San Antonio @ Iowa | 7:00 PM | 771 | Bridgeport @ Lehigh Valley | 7:05 PM | 827 | San Antonio @ Grand Rapids | 7:00 PM |
| 715 | Utica @ Laval | 7:00 PM | 772 | W-B/Scranton @ Providence | 7:05 PM | 828 | W-B/Scranton @ Hartford | 7:00 PM |
| 716 | Grand Rapids @ Milwaukee | 7:00 PM | 773 | Ontario @ Stockton | 7:00 PM | 829 | Toronto @ Laval | 3:00 PM |
| 717 | San Diego @ San Jose | 7:00 PM | 774 | Utica @ Syracuse | 7:00 PM | 830 | Rockford @ Milwaukee | 6:00 PM |
| 718 | Binghamton @ W-B/Scranton | 7:05 PM | 775 | San Antonio @ Texas | 7:00 PM | 831 | Springfield @ Providence | 7:05 PM |
| | | | | | | 832 | Cleveland @ Rochester | 7:05 PM |
| | | | | | | 833 | San Jose @ San Diego | 7:00 PM |
| | | | | | | 834 | Lehigh Valley @ Syracuse | 7:00 PM |
| | | | | | | 835 | Iowa @ Texas | 7:00 PM |
| | | | | | | 836 | Stockton @ Tucson | 7:05 PM |



2019-20 AHL Schedule

| # | TEAMS | TIME (local) | # | TEAMS | TIME (local) | # | TEAMS | TIME (local) | |
|----------------------|----------------------------|--------------|--------------------------------|------------------------------|--------------|-----------------------|----------------------------|--------------|--|
| SUN., FEB. 23 | | | | | | | | | |
| 837 | Hartford @ Bridgeport | 3:00 PM | 893 | Rochester @ Belleville | 7:00 PM | 952 | Hartford @ Bridgeport | 7:00 PM | |
| 838 | Rockford @ Chicago | 3:00 PM | 894 | W-B/Scranton @ Binghamton | 7:05 PM | 953 | Providence @ Charlotte | 6:00 PM | |
| 839 | San Antonio @ Grand Rapids | 4:00 PM | 895 | Utica @ Charlotte | 7:00 PM | 954 | Rockford @ Chicago | 7:00 PM | |
| 840 | San Jose @ Ontario | 3:00 PM | 910 | Laval @ Cleveland | 7:00 PM | 955 | Bakersfield @ Grand Rapids | 7:00 PM | |
| 841 | W-B/Scranton @ Providence | 3:05 PM | 896 | Ontario @ Colorado | 7:05 PM | 956 | W-B/Scranton @ Hershey | 7:00 PM | |
| 842 | Syracuse @ Springfield | 5:05 PM | 897 | Hershey @ Hartford | 7:15 PM | 957 | Binghamton @ Laval | 3:00 PM | |
| TUE., FEB. 25 | | | | | | | | | |
| 843 | Charlotte @ Hershey | 7:00 PM | 898 | Bridgeport @ Lehigh Valley | 7:05 PM | 958 | Toronto @ Lehigh Valley | 7:05 PM | |
| 844 | Chicago @ Iowa | 7:00 PM | 899 | Springfield @ Providence | 7:05 PM | 959 | Manitoba @ Milwaukee | 6:00 PM | |
| WED., FEB. 26 | | | | | | | | | |
| 845 | Laval @ Belleville | 7:00 PM | 900 | Grand Rapids @ Rockford | 7:00 PM | 960 | San Jose @ Ontario | 6:00 PM | |
| 846 | San Antonio @ Milwaukee | 7:00 PM | 901 | Texas @ San Antonio | 7:00 PM | 961 | Utica @ Springfield | 7:05 PM | |
| 847 | Utica @ Rochester | 7:05 PM | 902 | San Diego @ San Jose | 7:00 PM | 962 | Colorado @ Stockton | 6:00 PM | |
| 848 | Ontario @ San Jose | 7:00 PM | 903 | Bakersfield @ Stockton | 7:00 PM | 963 | Belleville @ Syracuse | 7:00 PM | |
| 849 | Rockford @ Texas | 7:00 PM | 904 | Syracuse @ Toronto | 7:00 PM | 964 | Texas @ Tucson | 7:05 PM | |
| 850 | Cleveland @ Toronto | 11:00 AM | SUN., MAR. 15 | | | | | | |
| 851 | San Diego @ Tucson | 7:05 PM | 905 | Stockton @ Bakersfield | 7:00 PM | 965 | Springfield @ Bridgeport | 3:00 PM | |
| 852 | Providence @ W-B/Scranton | 7:05 PM | 906 | Rochester @ Belleville | 7:00 PM | 966 | Providence @ Charlotte | 1:00 PM | |
| FRI., FEB. 28 | | | | | | | | | |
| 853 | Hartford @ Binghamton | 7:05 PM | 907 | Lehigh Valley @ Binghamton | 4:05 PM | 967 | Manitoba @ Chicago | 3:00 PM | |
| 854 | Belleville @ Cleveland | 7:00 PM | 908 | Utica @ Charlotte | 6:00 PM | 968 | Rochester @ Cleveland | 3:00 PM | |
| 855 | Charlotte @ Lehigh Valley | 7:05 PM | 909 | Tucson @ Chicago | 7:00 PM | 969 | San Antonio @ Iowa | 3:00 PM | |
| 856 | Tucson @ Ontario | 7:00 PM | 911 | Ontario @ Colorado | 7:05 PM | 970 | San Diego @ Ontario | 3:00 PM | |
| 857 | Laval @ Rochester | 7:05 PM | 912 | Rockford @ Grand Rapids | 7:00 PM | 971 | Colorado @ Stockton | 5:00 PM | |
| 858 | Grand Rapids @ San Antonio | 7:00 PM | 913 | Hershey @ Hartford | 7:00 PM | 972 | Texas @ Tucson | 4:05 PM | |
| 860 | Bridgeport @ Springfield | 7:05 PM | 914 | Iowa @ Manitoba | 6:00 PM | TUE., MAR. 17 | | | |
| 861 | San Diego @ Stockton | 7:00 PM | 915 | San Diego @ San Jose | 8:00 PM | 973 | Colorado @ San Jose | 7:00 PM | |
| 862 | W-B/Scranton @ Syracuse | 7:00 PM | 916 | Providence @ Springfield | 7:05 PM | 974 | Utica @ Syracuse | 7:00 PM | |
| 863 | Rockford @ Texas | 7:00 PM | 917 | Milwaukee @ Texas | 7:00 PM | 975 | Rochester @ Toronto | 1:30 PM | |
| 864 | Toronto @ Utica | 7:00 PM | 918 | Syracuse @ Toronto | 7:00 PM | (at Scotiabank Arena) | | | |
| SAT., FEB. 29 | | | | | | | | | |
| 865 | Toronto @ Binghamton | 4:05 PM | 919 | Bridgeport @ W-B/Scranton | 7:05 PM | WED., MAR. 18 | | | |
| 866 | Hartford @ Bridgeport | 7:00 PM | 920 Rockford @ Chicago 3:00 PM | | | | | | |
| 867 | Belleville @ Cleveland | 1:00 PM | 921 | Bridgeport @ Lehigh Valley | 3:05 PM | 976 | Lehigh Valley @ Binghamton | 7:05 PM | |
| 868 | Milwaukee @ Colorado | 7:05 PM | 922 | Iowa @ Manitoba | 2:00 PM | 977 | Springfield @ Hartford | 7:00 PM | |
| 869 | W-B/Scranton @ Hershey | 7:00 PM | 923 | Hershey @ Providence | 3:05 PM | 978 | Laval @ Hershey | 7:00 PM | |
| 870 | Charlotte @ Lehigh Valley | 7:05 PM | 924 | Milwaukee @ San Antonio | 3:00 PM | 979 | San Antonio @ Iowa | 7:00 PM | |
| 871 | Chicago @ Manitoba | 2:00 PM | 925 | Hartford @ Springfield | 3:05 PM | 980 | Stockton @ Ontario | 7:00 PM | |
| 872 | Bakersfield @ Ontario | 6:00 PM | 926 | Binghamton @ W-B/Scranton | 3:05 PM | 981 | Milwaukee @ Rockford | 7:00 PM | |
| 873 | San Diego @ San Jose | 1:15 PM | TUE., MAR. 10 | | | | | | |
| 874 | Providence @ Springfield | 7:05 PM | 927 | Cleveland @ Charlotte | 7:00 PM | 982 | Manitoba @ Texas | 7:00 PM | |
| 875 | Iowa @ Stockton | 6:00 PM | 928 | Texas @ Colorado | 7:05 PM | 983 | Cleveland @ W-B/Scranton | 7:05 PM | |
| 876 | Rochester @ Syracuse | 7:00 PM | 929 | San Jose @ Stockton | 7:00 PM | THU., MAR. 19 | | | |
| 877 | Grand Rapids @ Texas | 7:00 PM | 930 | San Diego @ Tucson | 7:05 PM | 984 | Grand Rapids @ Toronto | 1:30 PM | |
| 878 | Laval @ Utica | 7:00 PM | WED., MAR. 11 | | | | | | |
| SUN., MAR. 1 | | | | | | | | | |
| 879 | Tucson @ Bakersfield | 5:00 PM | 931 | Toronto @ Bridgeport | 7:00 PM | FRI., MAR. 20 | | | |
| 880 | Binghamton @ Bridgeport | 5:00 PM | 932 | Cleveland @ Charlotte | 7:00 PM | 985 | Grand Rapids @ Belleville | 7:00 PM | |
| 881 | Milwaukee @ Colorado | 3:05 PM | 933 | Texas @ Colorado | 7:05 PM | 986 | Providence @ Bridgeport | 7:30 PM | |
| 882 | Providence @ Hartford | 3:00 PM | 934 | Iowa @ Grand Rapids | 7:00 PM | 987 | Tucson @ Colorado | 7:05 PM | |
| 883 | Charlotte @ Hershey | 5:00 PM | 935 | Providence @ Hartford | 7:00 PM | 988 | Charlotte @ Hartford | 7:15 PM | |
| 884 | Chicago @ Manitoba | 2:00 PM | 936 | Belleville @ Laval | 7:00 PM | 989 | Milwaukee @ Iowa | 7:00 PM | |
| 885 | Rockford @ San Antonio | 3:00 PM | 937 | W-B/Scranton @ Lehigh Valley | 7:05 PM | 990 | Hershey @ Lehigh Valley | 7:05 PM | |
| MON., MAR. 2 | | | | | | | | | |
| 859 | Iowa @ San Jose | 7:00 PM | 938 | San Antonio @ Milwaukee | 10:30 AM | 991 | Stockton @ Ontario | 7:00 PM | |
| TUE., MAR. 3 | | | | | | | | | |
| 886 | Grand Rapids @ San Antonio | 7:00 PM | 939 | Binghamton @ Rochester | 7:05 PM | 992 | Springfield @ Rochester | 7:05 PM | |
| WED., MAR. 4 | | | | | | | | | |
| 887 | Toronto @ Belleville | 7:00 PM | 940 | San Diego @ Tucson | 7:05 PM | 993 | Bakersfield @ San Jose | 7:00 PM | |
| 888 | Utica @ Rochester | 7:05 PM | 941 | Syracuse @ Utica | 7:00 PM | 994 | Binghamton @ Syracuse | 7:00 PM | |
| 889 | Iowa @ San Jose | 7:00 PM | FRI., MAR. 13 | | | | | | |
| 890 | Milwaukee @ Texas | 7:00 PM | 942 | San Antonio @ Chicago | 7:00 PM | 985 | Grand Rapids @ Belleville | 7:00 PM | |
| THU., MAR. 5 | | | | | | | | | |
| 891 | Tucson @ Chicago | 7:00 PM | 943 | Bakersfield @ Grand Rapids | 7:00 PM | 986 | Providence @ Bridgeport | 7:30 PM | |
| 892 | Laval @ Cleveland | 7:00 PM | 944 | Toronto @ Hershey | 7:00 PM | 987 | Tucson @ Colorado | 7:05 PM | |
| FRI., MAR. 6 | | | | | | | | | |
| 893 | Rochester @ Belleville | 7:00 PM | 945 | Binghamton @ Laval | 7:30 PM | 988 | Charlotte @ Hartford | 7:15 PM | |
| 894 | W-B/Scranton @ Binghamton | 7:05 PM | 946 | W-B/Scranton @ Lehigh Valley | 7:05 PM | 989 | Milwaukee @ Iowa | 7:00 PM | |
| 895 | Utica @ Charlotte | 7:00 PM | 947 | Manitoba @ Milwaukee | 7:00 PM | 990 | Hershey @ Lehigh Valley | 7:05 PM | |
| 910 | Laval @ Cleveland | 7:00 PM | 948 | Syracuse @ Rochester | 7:05 PM | 991 | Stockton @ Ontario | 7:00 PM | |
| 896 | Ontario @ Colorado | 7:05 PM | 949 | San Jose @ San Diego | 7:00 PM | 992 | Springfield @ Rochester | 7:05 PM | |
| 897 | Hershey @ Hartford | 7:15 PM | 950 | Hartford @ Springfield | 7:05 PM | 1005 | Iowa @ Rockford | 6:00 PM | |
| 898 | Bridgeport @ Lehigh Valley | 7:05 PM | 951 | Belleville @ Utica | 7:00 PM | 1006 | Manitoba @ San Antonio | 7:00 PM | |
| 899 | Springfield @ Providence | 7:05 PM | SAT., MAR. 14 | | | | | | |
| 900 | Grand Rapids @ Rockford | 7:00 PM | 952 | Hartford @ Bridgeport | 7:00 PM | 998 | San Jose @ Bakersfield | 7:00 PM | |
| 901 | Texas @ San Antonio | 7:00 PM | 953 | Providence @ Charlotte | 6:00 PM | 999 | Laval @ Binghamton | 7:05 PM | |
| 902 | San Diego @ San Jose | 7:00 PM | 954 | Rockford @ Chicago | 7:00 PM | 1000 | Charlotte @ Bridgeport | 7:00 PM | |
| 903 | Bakersfield @ Stockton | 7:00 PM | 955 | Bakersfield @ Grand Rapids | 7:00 PM | 1001 | Tucson @ Colorado | 7:05 PM | |
| 904 | Syracuse @ Toronto | 7:00 PM | 956 | W-B/Scranton @ Hershey | 7:00 PM | 1002 | Cleveland @ Lehigh Valley | 7:05 PM | |
| SAT., MAR. 7 | | | | | | | | | |
| 905 | Stockton @ Bakersfield | 7:00 PM | 957 | Binghamton @ Laval | 3:00 PM | 1003 | Hartford @ Providence | 7:05 PM | |
| 906 | Rochester @ Belleville | 7:00 PM | 958 | Toronto @ Lehigh Valley | 7:05 PM | 1004 | Springfield @ Rochester | 7:05 PM | |
| 907 | Lehigh Valley @ Binghamton | 4:05 PM | 959 | Manitoba @ Milwaukee | 6:00 PM | 1005 | Iowa @ Rockford | 6:00 PM | |
| 908 | Utica @ Charlotte | 6:00 PM | 960 | San Jose @ Ontario | 6:00 PM | 1006 | Manitoba @ San Antonio | 7:00 PM | |
| 909 | Tucson @ Chicago | 7:00 PM | 961 | Utica @ Springfield | 7:05 PM | 1007 | Stockton @ San Diego | 7:00 PM | |
| 911 | Ontario @ Colorado | 7:05 PM | 962 | Colorado @ Stockton | 6:00 PM | 1008 | Utica @ Syracuse | 7:00 PM | |
| 912 | Rockford @ Grand Rapids | 7:00 PM | 963 | Belleville @ Syracuse | 7:00 PM | 1009 | Chicago @ Texas | 7:00 PM | |
| 913 | Hershey @ Hartford | 7:00 PM | 964 | Texas @ Tucson | 7:05 PM | 1010 | Belleville @ Toronto | 4:00 PM | |
| 914 | Iowa @ Manitoba | 6:00 PM | SUN., MAR. 15 | | | | | | |
| 915 | San Diego @ San Jose | 8:00 PM | 965 | Springfield @ Bridgeport | 3:00 PM | 1011 | Hershey @ W-B/Scranton | 7:05 PM | |
| 916 | Providence @ Springfield | 7:05 PM | 966 | Providence @ Charlotte | 1:00 PM | | | | |
| 917 | Milwaukee @ Texas | 7:00 PM | 967 | Manitoba @ Chicago | 3:00 PM | | | | |
| 918 | Syracuse @ Toronto | 7:00 PM | 968 | Rochester @ Cleveland | 3:00 PM | | | | |
| 919 | Bridgeport @ W-B/Scranton | 7:05 PM | 969 | San Antonio @ Iowa | 3:00 PM | | | | |
| SUN., MAR. 8 | | | | | | | | | |
| 920 | Rockford @ Chicago | 3:00 PM | 970 | San Diego @ Ontario | 3:00 PM | | | | |
| 921 | Bridgeport @ Lehigh Valley | 3:05 PM | 971 | Colorado @ Stockton | 5:00 PM | | | | |
| 922 | Iowa @ Manitoba | 2:00 PM | 972 | Texas @ Tucson | 4:05 PM | | | | |
| 923 | Hershey @ Providence | 3:05 PM | | | | | | | |
| 924 | Milwaukee @ San Antonio | 3:00 PM | | | | | | | |
| 925 | Hartford @ Springfield | 3:05 PM | | | | | | | |
| 926 | Binghamton @ W-B/Scranton | 3:05 PM | | | | | | | |



2019-20 AHL Schedule

| # | TEAMS | TIME (local) | # | TEAMS | TIME (local) | # | TEAMS | TIME (local) |
|----------------------|----------------------------|--------------|----------------------|------------------------------|--------------|--------------------------|----------------------------|--------------|
| SUN., MAR. 22 | | | TUE., MAR. 31 | | | TUE., APR. 7 | | |
| 1012 | Rockford @ Milwaukee | 3:00 PM | 1062 | Binghamton @ Charlotte | 7:00 PM | 1109 | Rockford @ Texas | 7:00 PM |
| 1013 | Charlotte @ Providence | 3:05 PM | 1063 | Hershey @ Cleveland | 7:00 PM | WED., APR. 8 | | |
| 1015 | Grand Rapids @ Toronto | 4:00 PM | 1064 | Milwaukee @ Manitoba | 7:00 PM | 1110 | San Jose @ Bakersfield | 6:30 PM |
| 1016 | Syracuse @ Utica | 3:00 PM | 1065 | Iowa @ San Antonio | 7:00 PM | 1111 | Toronto @ Belleville | 7:00 PM |
| MON., MAR. 23 | | | WED., APR. 1 | | | 1112 | Bridgeport @ Hartford | 7:00 PM |
| 1014 | Manitoba @ San Antonio | 7:00 PM | 1066 | Springfield @ Belleville | 7:00 PM | 1113 | Manitoba @ Iowa | 7:00 PM |
| TUE., MAR. 24 | | | 1067 | Providence @ Bridgeport | 10:30 AM | 1114 | Syracuse @ Laval | 7:00 PM |
| 1017 | Cleveland @ Chicago | 7:00 PM | 1068 | Binghamton @ Charlotte | 7:00 PM | 1115 | Binghamton @ Lehigh Valley | 7:05 PM |
| 1018 | Texas @ Rockford | 7:00 PM | 1069 | Texas @ Grand Rapids | 7:00 PM | 1116 | Chicago @ Milwaukee | 7:00 PM |
| WED., MAR. 25 | | | 1070 | Milwaukee @ Manitoba | 7:00 PM | 1117 | Stockton @ Ontario | 7:00 PM |
| 1019 | Stockton @ Bakersfield | 6:30 PM | 1071 | Utica @ Rochester | 7:05 PM | 1118 | W-B/Scranton @ Providence | 6:05 PM |
| 1020 | Binghamton @ Belleville | 7:00 PM | 1072 | Stockton @ San Diego | 7:00 PM | 1119 | Rockford @ San Antonio | 7:00 PM |
| 1021 | San Antonio @ Grand Rapids | 7:00 PM | 1073 | Ontario @ San Jose | 7:00 PM | 1120 | Charlotte @ Springfield | 7:05 PM |
| 1022 | Charlotte @ Hartford | 7:00 PM | THU., APR. 2 | | | 1121 | Rochester @ Utica | 7:00 PM |
| 1023 | Lehigh Valley @ Hershey | 7:00 PM | 1074 | Hershey @ Cleveland | 7:00 PM | FRI., APR. 10 | | |
| 1024 | Utica @ Laval | 7:00 PM | 1075 | Iowa @ San Antonio | 7:00 PM | 1122 | San Jose @ Bakersfield | 7:00 PM |
| 1025 | Cleveland @ Milwaukee | 7:00 PM | 1076 | Laval @ Toronto | 11:00 AM | 1123 | Hershey @ Binghamton | 7:05 PM |
| 1026 | Toronto @ Rochester | 7:05 PM | FRI., APR. 3 | | | 1124 | San Diego @ Colorado | 7:05 PM |
| 1027 | Colorado @ San Diego | 7:00 PM | 1078 | Springfield @ Laval | 7:30 PM | 1125 | Chicago @ Grand Rapids | 7:00 PM |
| THU., MAR. 26 | | | 1079 | Providence @ Lehigh Valley | 7:05 PM | 1126 | Lehigh Valley @ Hartford | 7:15 PM |
| 1028 | Texas @ Manitoba | 7:00 PM | 1080 | Syracuse @ Rochester | 7:05 PM | 1127 | Manitoba @ Iowa | 7:00 PM |
| FRI., MAR. 27 | | | 1081 | Chicago @ Rockford | 7:00 PM | 1128 | Belleville @ Laval | 7:30 PM |
| 1029 | W-B/Scranton @ Binghamton | 7:05 PM | 1082 | Ontario @ San Diego | 7:00 PM | 1129 | Charlotte @ Providence | 7:05 PM |
| 1030 | Chicago @ Grand Rapids | 7:00 PM | 1083 | Colorado @ Texas | 7:00 PM | 1130 | Bridgeport @ Rochester | 7:05 PM |
| 1031 | Bridgeport @ Hartford | 7:15 PM | 1084 | Bakersfield @ Tucson | 7:05 PM | 1131 | W-B/Scranton @ Springfield | 7:05 PM |
| 1032 | Rockford @ Iowa | 7:00 PM | 1085 | Belleville @ Utica | 7:00 PM | 1132 | Tucson @ Stockton | 7:00 PM |
| 1033 | Belleville @ Laval | 7:30 PM | 1086 | Hartford @ W-B/Scranton | 7:05 PM | 1133 | Toronto @ Syracuse | 7:00 PM |
| 1034 | San Antonio @ Milwaukee | 7:00 PM | SAT., APR. 4 | | | 1134 | San Antonio @ Texas | 7:00 PM |
| 1035 | Colorado @ Ontario | 7:00 PM | 1087 | Belleville @ Binghamton | 7:05 PM | 1135 | Cleveland @ Utica | 7:00 PM |
| 1036 | Bakersfield @ San Diego | 7:00 PM | 1088 | Utica @ Bridgeport | 7:00 PM | SAT., APR. 11 | | |
| 1037 | Providence @ Springfield | 7:05 PM | 1089 | Hershey @ Charlotte | 6:00 PM | 1136 | Tucson @ Bakersfield | 7:00 PM |
| 1038 | Hershey @ Syracuse | 7:00 PM | 1090 | Iowa @ Chicago | 7:00 PM | 1137 | Laval @ Belleville | 7:00 PM |
| 1039 | San Jose @ Tucson | 7:05 PM | 1091 | Toronto @ Cleveland | 7:00 PM | 1138 | Rochester @ Binghamton | 7:05 PM |
| 1040 | Charlotte @ Utica | 7:00 PM | 1092 | W-B/Scranton @ Hartford | 7:00 PM | 1139 | Manitoba @ Chicago | 7:00 PM |
| SAT., MAR. 28 | | | 1093 | Springfield @ Laval | 3:00 PM | 1140 | San Diego @ Colorado | 7:05 PM |
| 1041 | Colorado @ Bakersfield | 7:00 PM | 1094 | Providence @ Lehigh Valley | 7:05 PM | 1141 | Cleveland @ Hershey | 7:00 PM |
| 1042 | Syracuse @ Belleville | 7:00 PM | 1095 | Grand Rapids @ Manitoba | 6:00 PM | 1142 | Grand Rapids @ Milwaukee | 6:00 PM |
| 1043 | San Antonio @ Chicago | 7:00 PM | 1096 | Rockford @ Milwaukee | 6:00 PM | 1143 | San Jose @ Ontario | 6:00 PM |
| 1044 | Lehigh Valley @ Cleveland | 7:00 PM | 1097 | San Diego @ Ontario | 6:00 PM | 1144 | Lehigh Valley @ Providence | 7:05 PM |
| 1045 | Milwaukee @ Grand Rapids | 7:00 PM | 1098 | Colorado @ San Antonio | 7:00 PM | 1145 | Iowa @ Rockford | 6:00 PM |
| 1046 | Utica @ Hartford | 7:00 PM | 1099 | Stockton @ San Jose | 1:15 PM | 1146 | Texas @ San Antonio | 7:00 PM |
| 1047 | Binghamton @ Hershey | 7:00 PM | 1100 | Rochester @ Syracuse | 7:00 PM | 1147 | Charlotte @ Springfield | 7:05 PM |
| 1048 | Rockford @ Iowa | 12:30 PM | SUN., APR. 5 | | | 1148 | Utica @ Syracuse | 7:00 PM |
| 1049 | Texas @ Manitoba | 6:00 PM | 1101 | Hartford @ Bridgeport | 3:00 PM | 1149 | Bridgeport @ Toronto | 4:00 PM |
| 1050 | Bridgeport @ Providence | 7:05 PM | 1102 | Hershey @ Charlotte | 1:00 PM | 1150 | Hartford @ W-B/Scranton | 7:05 PM |
| 1051 | Charlotte @ Springfield | 7:05 PM | 1103 | Iowa @ Chicago | 3:00 PM | -- End regular season -- | | |
| 1052 | Ontario @ Stockton | 6:00 PM | 1104 | Toronto @ Cleveland | 3:00 PM | | | |
| 1053 | Laval @ Toronto | 4:00 PM | 1105 | Grand Rapids @ Manitoba | 2:00 PM | | | |
| 1054 | San Jose @ Tucson | 7:05 PM | 1106 | San Jose @ Stockton | 5:00 PM | | | |
| 1055 | Rochester @ W-B/Scranton | 7:05 PM | 1107 | San Antonio @ Texas | 5:00 PM | | | |
| SUN., MAR. 29 | | | 1108 | Lehigh Valley @ W-B/Scranton | 3:05 PM | | | |
| 1056 | Rochester @ Bridgeport | 3:00 PM | | | | | | |
| 1057 | Lehigh Valley @ Cleveland | 3:00 PM | | | | | | |
| 1058 | Springfield @ Providence | 3:05 PM | | | | | | |
| 1059 | Chicago @ Rockford | 4:00 PM | | | | | | |
| 1060 | San Diego @ Stockton | 5:00 PM | | | | | | |
| 1061 | Syracuse @ Toronto | 4:00 PM | | | | | | |



JET SPEED FT2

**THE ONE-PIECE BOOT IS ALL
ABOUT PURE PERFORMANCE**

**MORE DIRECT
ENERGY TRANSFER**

+

CLOSER FIT

=

FASTER FEET*



CCM

MADE OF HOCKEY

*Comparison made between the Jetspeed FT490 and the Jetspeed FT480 in sizes 6, 6.5, 7, 7.5, 9.5, 10.
On average, the Jetspeed FT490 is lighter than the Jetspeed FT480.