



PHILADELPHIA SOUL

—2017 MEDIAGUIDE—



TABLE OF CONTENTS

Philadelphia Soul Directory	2
History of the Soul	4-5
Ownership	6
Front Office	19
Football Operations	29
Medical Staff	33
Alphabetical Roster	39
Numerical Roster	40
Players	41-79
Yearly Breakdowns (2004-15)	81-109
2016 Season in Review	111-148
2016 Statistics	149-155
Arena Football League	157-164

2017 PHILADELPHIA SOUL SCHEDULE

WK	DATE	OPPONENT	TIME	BROADCAST
1		BYE WEEK		
2	4/15	TAMPA BAY	7 p.m.	CBSSN
3	4/22	WASHINGTON	7 p.m.	TCN
4	4/29	BALTIMORE	7 p.m.	CBSSN
5	5/5	CLEVELAND	7 p.m.	
6	5/13	BALTIMORE	7 p.m.	TCN
7	5/20	CLEVELAND	7 p.m.	CBSSN
8	5/27	WASHINGTON	7 p.m.	CSN
9		BYE WEEK		
10	6/10	CLEVELAND	7 p.m.	TCN
11	6/17	TAMPA BAY	7 p.m.	CBSSN
12	6/24	CLEVELAND	7 p.m.	CBSSN
13		BYE WEEK		
14	7/8	BALTIMORE	7 p.m.	CBSSN
15	7/15	WASHINGTON	7 p.m.	CBSSN
16		BYE WEEK		
17	7/29	BALTIMORE	1 p.m.	TCN
18	8/5	TAMPA BAY	7 p.m.	CBSSN

4 Echelon Plaza
 201 Laurel Road, 7th Floor
 Voorhees, NJ 08043
 Phone: 215.253.4900 | Fax: 215.253.4933
www.philadelphiasoul.com

Total Turf Experience
 614 Lambs Rd.
 Pitman, NJ 08071

SOUL OWNERSHIP GROUP

Craig A. Spencer	Dick Vermeil
Ron Jaworski	Nick Giuffre
Pete Ciarrocchi	Stewart Anmuth
Cosmo DeNicola	Phil Jaurigue
Martin E. Judge	Gil Peter
Marques Colston	Hal Stewart
Jahri Evans	

TEAM ADMINISTRATION

John Adams	President
Phil Bogle	General Manager
Carly Adler	Controller
Greg Strickland	CIO
Jessica DeVito	Senior Director of Operations

FOOTBALL OPERATIONS

Clint Dolezel	Head Coach
Phil Bogle	Assistant Head Coach
Bernie Nowotarski	Defensive Backs Coach
Tyler Newhart	Equipment Manager
Jason Kopec	Head Athletic Trainer
Dr. Nathan T. Holmes	Team Physician

TICKET OPERATIONS

David Beck	Senior Vice President, Ticket Sales
Mark Schieber	Director, Ticket Sales
Corinne Kolesinskas	Assistant Director, Group Sales
Kelsey Coyne	Manager, Ticket Operations/Customer Service
Alex Boory	Account Manager
Mike Phipps	Group Sales Executive
Joe Bartlett	Group Sales Executive
Terry Bradford	Group Sales

CORPORATE SPONSORSHIPS

Phil Bernstein	Senior Director, Corporate Partnerships
Marc Zamarin	Senior Director, Business Development
Jack McLaughlin	Client Services Manager, Corporate Partnerships

COMMUNICATIONS

Kristen Van Iderstine
Communications Manager
 (215) 253-4900 ext. 144

kvaniderstine@philadelphiasoul.com

ARENA INFO

Wells Fargo Center
3601 South Broad Street
Philadelphia, PA 19148
(215) 336-3600
Capacity: 19,500

Patent & Trademark Notice

AFL, arenafootball2 & design, Arena Football Championship Game, Hometown Football and all the names, symbols, emblems, logos and colors of the AFL and the AFL Operator Members are trademarks owned by AFL, Chicago, Illinois. Arena, Arena Football, The 50-Yard Indoor War, Football with a Bite, In Your Face Football, War on the Floor, Don't Blink, The Fastest Game on Turf, High Scorin! Heart Stoppin! Helmet Poppin! Brawl Inside the Wall, and Wall 2 Wall Brawl are trademarks owned by the Arena Football League, Chicago Illinois and are under license. IRONMAN is a trademark of World Triathlon Corporation, Tarpon Springs, FL and is used under license. The Arena Football Game System and Method of play is protected under the U.S. Patent No. 4991143 and used under license.



OWNERS & FRONT OFFICE

HISTORY OF THE SOUL



On July 10, 2003, the AFL's Board of Directors approved the application to establish the Philadelphia Soul to majority owners Jon Bon Jovi and Craig Spencer and minority owners Ron Jaworski, Richie Sambora and Leo Carlin Jr., in front of the Wells Fargo Center, formerly known as the Wachovia Center.

The Soul entered their inaugural season in 2004, led by Head Coach Mike Trigg. In the season opener, the team hosted the New Orleans VooDoo. Although the game was competitive, the Soul lost the matchup 42-34. Throughout the opening season, the Soul were able to attract a league-high 16,851 people per game at the Wachovia Spectrum, including six sell-out games. The Soul also led the AFL in merchandise sales and sponsorship numbers. Unfortunately, the Soul missed the playoffs finishing the season 5-11.

During the 2005 season, the Soul acquired QB Tony Graziani, giving him the largest contract in AFL history. The Soul started off the season 2-3 before dismissing Head Coach Mike Trigg and assigning James Fuller as the interim head coach. The Soul finished the 2005 season with a record of 6-10.

Under the leadership of defensive-minded Head Coach Bret Munsey, the Soul advanced to the team's first playoff appearance in franchise history in 2006. In the Wild Card Round, the Soul defeated the Austin Wranglers, 52-35 in Austin, TX. Unfortunately, the Soul fell short in the Divisional Round against the Orlando Predators, losing 31-27.

The Soul started the 2007 season 4-0 before losing six in a row and finishing the season 8-8. Graziani led the Soul in a Week 16 win to put the Soul in the playoffs for the second straight year and second time franchise history. The Soul hosted their first playoff game in the first round against the Orlando Predators in a 41-26 win. The Soul traveled to Atlanta the following week, losing to the Georgia Force 65-39 in the Divisional Round. For the 2007 season, the Soul was awarded the Commissioner's Award for Most Outstanding Organization.

The 2008 season was led by QB Matt D'Orazio, who stepped in for an injured Tony Graziani and led the Soul to a 13-3 record and a first round bye in the postseason. The Soul defeated the Cleveland Gladiators in the Divisional Round to earn their first trip to the Championship. The Soul knocked off the San Jose SaberCats in the Virgin Mobile ArenaBowl XXII, 59-56, to earn their first championship in franchise history. D'Orazio was named the ArenaBowl MVP in the Championship victory.

The AFL was suspended in 2009 and the Soul did not participate in the 2010 season. The Soul accepted an offer from the AFL to re-join the League during the 2010 season. This time, the ownership group changed to majority owners, Ron Jaworski and Craig Spencer, with minority owners Pete Ciarrocchi, Cosmo DeNicola and Marty Judge.

HISTORY OF THE SOUL

The 2011 season was led by Head Coach Mike Hohensee. The Soul finished the season with a 6-11 record. The team was the first professional Philadelphia sports team to hold practice on Market Street. The Soul also won first place in the League's yearly awards for the following categories: Best Radio Commercial, Best TV Commercial, Best Mascot, Best Merchandise Item, Best Photo, Best Website and Best Media Guide.

The 2012 season was a historic, record-breaking season for the Soul. Led by two-time AFL Coach of the Year and NFL veteran, Doug Plank, the team was first in the AFL in scoring, rushing offense and turnover margin. The off-season also consisted of large signings by the Soul: Receiver of the Year, Tiger Jones; DB Rayshaun Kizer; WR Donovan Morgan; DL Bryan Robinson; DB Micheaux Robinson and FB Derrick Ross.

The team ended its 2012 season with a league best, 15-3 record. The Soul defeated the New Orleans VooDoo, 66-53 in the Wild Card Round. The following week, the Soul crushed the Jacksonville Sharks, 89-34, advancing to their second ArenaBowl in franchise history. The Soul traveled to New Orleans to face the Arizona Rattlers in ArenaBowl XXV. The Soul lost to the Rattlers, 72-54. QB Dan Raudabaugh, FB Derrick Ross and WR Tiger Jones all set franchise and league records for their individual statistics throughout the season.

The Back-to-Back American Conference Champion Philadelphia Soul entered the 2013 season announcing the promotion of AFL Hall of Fame QB and Offensive Coordinator, Clint Dolezel to head coach. The team was led by All-Arena performers: OL Brennan Carvalho, OL Christian Johnson, WR Tiger Jones, FB Derrick Ross, DL Bryan Robinson, DB Rayshaun Kizer and K Carlos Martinez to their second consecutive American Conference Championship and their third ArenaBowl appearance in franchise history.

The team finished the 2014 season 9-9, clinching a spot in the playoffs. The Soul did not make it past the first round, falling to the Cleveland Gladiators. Dan Raudabaugh set franchise records for both passing yards and passing touchdowns. FB Derrick Ross broke both league and franchise records. Ross was a candidate for Offensive Player of the Year. DL Teddy Jennings also recorded the most sacks in a single game for the Soul.

During the 2015 season, the team won their first 10 home games and earned a spot in the playoffs. The Soul fell to the Jacksonville Sharks in the American Conference Championship. The team finished the season 16-4. The Soul took home many postseason awards including: *Marcum-Moss* Coach of the Year, Clint Dolzel; Executive of the Year, COO John Adams; Kicker of the Year, Tommy Frevert; Offensive Lineman of the Year, Shannon Breen and Offensive Player of the Year/League MVP, Dan Raudabaugh. Team All-Arena award winners included: Tommy Frevert, Shannon Breen, Dan Raudabaugh, Adam Smith, Tommy Taggart, Marco Thomas, James Romain and Bryan Robinson.

The 2016 season was successful for the Soul, clinching the American Conference Championships as well as an ArenaBowl Championship. After finishing the regular season with an impressive 13-3 record, the Soul defeated the defending Champion Arizona Rattlers in ArenaBowl XXIX with a final score of 54-42. First team All-Arena winners included OL Adam Smith and K Tommy Frevert. Second team All-Arena winners included QB Dan Raudabaugh, FB Jeremy Richardson, OL Neal Tivis, and C Wayne Tribue. DB Tracy Belton won *Riddell* Defensive Player of the Year. General Manager and Line Coach Phil Bogle won Assistant Coach of the Year. Head coach Clint Dolezel won Head Coach of the Year.

CRAIG A. SPENCER

Founder, President & CEO, Arden Group
Principal of the General Partner
Arden Real Estate Partners [I-II], L.P.



Craig A. Spencer is the Founder and CEO of Arden Group, established in 1989, as a fully integrated real estate company, focusing on acquiring, developing and managing high quality real estate assets throughout the U.S.

The company has purchased and developed more than \$3 billion of real estate and Arden's asset management group has managed more than \$5 billion in assets.

Craig is a principal of the general partner of Arden Real Estate Partners I and II LP's ("AREP"), Arden's discretionary fund platform. AREP acquires core assets in core locations under non-core circumstances in the top 20 U.S. markets and major college towns.

In addition to leading Arden, Craig has participated in several non-real estate ventures including the acquisition and subsequent sale of Admiralty Bank to Royal Bank of Canada in February 2003. He is also a founding board member of Anchor Commercial Bank based in Palm Beach, Florida.

Craig was Founder/Co-Owner with Jon Bon Jovi of the Philadelphia Soul Arena Football Team. In its 11-year history, Craig helped build it into the most successful team in the league and the 2008 and 2016 World Championships. Craig and Jon also established and are the Co-Chairmen of the JBJ Soul Foundation, which has provided over 500 housing units along with educational programs to homeless men and women. The first Soul Kitchen opened in Red Bank, NJ in 2011, and the second Soul Kitchen opened this past year in Toms River, NJ, serving over 61,000 meals.

Spencer is a licensed attorney who specialized in real estate, banking and bankruptcy law.

RON JAWORSKI

Ownership Group



After a 17 year distinguished career as an NFL quarterback, today Jaworski is coaching football fans on TV with a multiplatform NFL analyst role that includes appearances on *Sunday NFL Countdown*, *Monday Night Countdown*, *NFL Matchup*, *NFL-branded specials*, *Mike & Mike in the Morning*, *Pardon the Interruption*, and other platforms and shows throughout the year. ESPN'S Mike Tirico said, "If you made a list of 10 guys on TV in any sport as an analyst who you'd want to have a beverage with and watch a game, he's [Ron Jaworski] high on that list."

Before switching to his current multiplatform analyst role with ESPN, Ron spent five seasons in the booth with Mike Tirico and Jon Gruden as the color commentator for *Monday Night Football*.

Jaworski's passion for football can be traced back to his days as a kid growing up in the gritty steel town of Lackawanna, NY.

A three-sport stand out in high school (football, basketball and baseball), Jaworski was drafted by the St. Louis Cardinals out of high school. He wanted to go play baseball immediately, but his father pushed for college first, and Jaworski's football talents brought him to Youngstown State where he excelled as the quarterback for the Penguins.

The Los Angeles Rams drafted Jaworski in the second round of the 1973 NFL Draft. After four years with the Rams, Jaworski joined the Philadelphia Eagles in 1977. Under head coach Dick Vermeil and behind Jaworski's ability and field leadership, the Eagles advanced to their first-ever berth in a Super Bowl vs. the Oakland Raiders. Jaworski finished the 1980 season as the No. 1-rated passer in the NFC and was the 1980 NFL MVP.

Along the way, Ron became known as Jaws. The name was hung on him by his next-door neighbor at the time, Doug Collins, who was a star guard for the Philadelphia 76ers and today is their coach. "He didn't come up with Jaws because of that shark movie, though." Jaws says, "Doug said it was because my mouth was always open, talking."

Until Ron suffered a broken leg at St. Louis during the 13th game of the 1984 season, he had started 116 straight NFL games, a record for most consecutive starts. Jaws held that record until 1999, when Brett Favre broke it.

Today, Jaworski lives in Southern New Jersey and is civically active. Jaworski is committed to the Jaws Youth Playbook, which focuses on a mission to improve the overall health and wellness of at-risk youth, primarily in the Greater Philadelphia Region. To date, the Jaworski family is proud to have donated over \$4 million to at-risk youth.

Ron owns an exclusive business development company called Business Clubs America as well as owning four Signature Golf courses in South Jersey- RiverWinds Golf & Tennis Club, Valleybrook Country Club, Running Deer Golf Club, Blue Heron Pines, Downington Country Club, and Ramblewood Country Club.

Jaworski also serves as the President of the Maxwell Football Club, Co-Majority Owner of the Philadelphia Soul and sits on the boards of PNC Bank and NFL Alumni Association.

PETE CIARROCCHI

Chairman and CEO, Chickie's and Pete's



Pete Ciarrocchi enters his seventh season as a proud member of the Philadelphia Soul ownership group.

Pete Ciarrocchi is the Chairman and CEO of Chickie's & Pete's Crab House and Sports Bar---the landmark Philadelphia restaurant chain recognized as the No. 1 sports bar in America. Chickie's & Pete's has become part of the fabric of the city of Philadelphia. For any avid sports fan, it is a "must stop" before, during, or after the game.

Chickie's & Pete's began in 1977 as a comfortable, family-oriented, corner taproom where Pete experimented with and perfected his winning concept. Pete's infectious, befriending enthusiasm, love of sports, and unique menu had the neighborhoods of the Great Northeast flocking. With the invention of Crabfries®, the world of Chickie's & Pete's was never the same. In 1998, Chickie's & Pete's became the first-ever private restaurant to operate within Veterans Stadium. The team and press-friendly environs were chosen as the site of Eagles Head Coach Andy Reid's day-after-the-game press conferences. This atmosphere laid the foundation for Chickie's & Pete's to become the sports media and fan reaction hub it has become today.

Chickie's & Pete's has expanded greatly since, adding a 25,000 square-foot flagship location on Packer Avenue in South Philadelphia, as well as outposts in Northeast Philadelphia, Bordentown, Egg Harbor, N.J. and Parx Casino in Bensalem, Pa. In the last year, Chickie's and Pete's has opened locations in the Pennsylvania suburbs in Warrington, Audubon and Drexel Hill. Pete also invented PLAY2, an interactive sports bar concept as an extension to the flagship location on Packer Avenue and as the cornerstone of his state-of-the-art location at Parx Casino in Bensalem. The brand also has 4 locations at Philadelphia International Airport and a total of 25 concessions at Lincoln Financial Field, Citizens Bank Park, The Wells Fargo Center, Waterfront Park, Susquehanna Bank Center, Dorney Park, Campbell's Field, PPL Park, and The Liacouras Center. Outside of Philadelphia the brand is expanding as well with locations at Cedar Point, PNC Park, Carowinds, and soon to open at the BB&T Center.

Chickie's & Pete's was named the #1 Sports Bar in North America by ESPN, the # 1 local restaurant chain by Zagat and Best of Philly, among numerous other awards.


Chickie's and Pete's has a location at The Tropicana Casino and Resort in Atlantic City. It allows patrons a spectacular view of the ocean, the beach, and the famed Atlantic City Boardwalk.

Ciarrocchi serves on the Aria Health Foundation Board of Trustees and on the Holy Family University Business Advisory Board. He participates in many philanthropic ventures and is an active member of The Polish-American String Band.

Ciarrocchi is a native of Philadelphia and resides happily with his wife Lisa and three boys Peter, Blaise, and Anthony.

COSMO DENICOLA

Ownership Group



Cosmo DeNicola joined the Philadelphia Soul ownership group in 2010.

A serial entrepreneur and Philadelphia native, Cosmo DeNicola owns and operates *Cosmo DeNicola Companies*, an ever-growing portfolio of businesses ranging from sports, entertainment, healthcare, and technology. His entrepreneurial success is often attributed to his accelerator mentality and competitive nature.

As a 36-year technology industry veteran, Cosmo has founded and led several national companies (both private and public) to market-leading positions. Most notably, Cosmo co-founded enterprise mobility provider of wireless/RFID technology, *InfoLogix Inc.*, and helped to take the company public in 2006. It was sold to *Stanley Black & Decker* in 2011. That same year, Cosmo co-founded international SAP services company, *LogiStar Solutions*, which he sold to *Ernst & Young* in the spring of 2014. Cosmo's current portfolio includes *Futura Mobility*, an enterprise mobility company that has grown to support over 300,000 users throughout the enterprise and healthcare space. Today, Futura supports the key industries of healthcare, enterprise, and manufacturing.

Through his passion for competition and his fearless pursuit to win, Cosmo has become involved in an array of industries. One of his biggest passions; however, is within the world of sports and entertainment. Since joining the Philadelphia Soul ownership group in 2010, Cosmo has become dynamically involved in the league. Currently, Cosmo holds an active board position with the AFL, and is also a part of the Chinese American Football League (CAFL) pioneer group. In 2011, he launched MKS&D, a Hollywood talent management firm that manages actors in film, television and theatre. Cosmo is also an advisory board member of the Greater Philadelphia Film office.

In the fall of 2014, Cosmo announced a new partnership with iconic sports agent, Leigh Steinberg (*the real-life Jerry Maguire*), and his sports agency, Steinberg Sports & Entertainment (SS&E). Through his business experience and industry connections, Cosmo will help to drive the agency's client marketing services –merging the world of sports, media, entertainment, branding and cause-related marketing,

Amidst his success, Cosmo makes it a priority to dedicate his time in giving back to both his local and global community. Cosmo serves on the board of the Humpty Dumpty Institute (HDI), a prestigious, non-profit organization comprised of innovative, successful entrepreneurs who work in tandem with the United Nations to implement large-scale humanitarian projects for under-developed countries. Currently, Cosmo is an active participant in HDI's Cultural Exchange Program where he leverages his relationships within sports and entertainment to help raise global awareness on HDI's initiatives.

Cosmo's most recent humanitarian efforts are with his new partner, Leigh Steinberg. In fall of 2014, the pair worked in tandem to develop the *Steinberg DeNicola Humanitarian Award*, an award designed to commemorate members of the NFL community for their humanitarian efforts. Inaugural recipients Robert "Woody" Johnson (*owner of the New York Jets*), Dennis Hickey (*general manager of the Miami Dolphins*), and Jeff Fisher (*head coach of the St. Louis Rams*), received the award in January 2015 during the 28th Annual Leigh Steinberg Super Bowl Party.

Cosmo is a Philadelphia native and Temple University graduate. He resides in the suburbs of Philadelphia with his wife, Janet, and he has two adult children, Michael and Morgan.

MARTIN E. JUDGE

Ownership Group



Martin E. Judge joined the Philadelphia Soul Ownership Group in 2011.

Judge is CEO and founder of The Judge Group, a leading professional services firm providing technology consulting, staffing solutions and corporate training. Judge founded the company in 1970 and is regarded as a pioneer in the human capital management and staffing industries.

In 2003, Judge successfully took The Judge Group private in an effort to reinvest capital into the growth of the company. Judge's enthusiasm, friendly nature and business-minded attitude helped The Judge Group grow to its current 35 offices in the United States, Canada and China.

In 2010, Judge and veteran award-winning anchor and producer Lou Tilley, expanded The Judge Group to include Lou Tilley Media, a comprehensive video production, creative and marketing company that is entering its third season as the exclusive producers of Soul football telecasts as well as a weekly Soul magazine show on Comcast TV.

In 2012, Judge and business partner Ron Jaworski formed AFL Global to take arena football abroad, and the Chinese government gave AFL Global the exclusive rights to bring this unique game of American football to China. Shortly after, Ganlan Media International was formed to establish the sport there, from seeking investors to planning training sessions and exhibition games to promote the new venture. The Judge Group was ranked as a Top 100 Workplace for 2012 in the Delaware Valley by The Philadelphia Inquirer and Daily News.

Judge is a dedicated supporter of several charities including the American Cancer Society, American Heart Association, March of Dimes, and TechImpact, a national nonprofit that provides high-quality and affordable technology assistance to other nonprofits and training to young adults. In 2012, he was the inaugural recipient of the Community Impact Award from TechImpact (then NPower PA). He also serves on the executive board of directors for The Maxwell Football Club of Pennsylvania. He resides in Moorestown, NJ.

MARQUES COLSTON

Ownership Group



Marques Colston joined the ownership group of the Philadelphia Soul in 2014. He recently completed his ninth season in the NFL as an all-time leading wide receiver for the New Orleans Saints. Colston, who played college football at Hofstra, was drafted by the Saints in the seventh round of the 2006 NFL Draft. In 2009 he helped the Saints achieve victory in Super Bowl XLIV with seven receptions for 83 yards. Throughout his career with the Saints, Colston led the team in receiving yardage five times and holds the franchise record with six 1,000-yard seasons. In his career, Colston has 711 receptions, 9759 receiving yards, and 72 receiving touchdowns.

He earned the nickname The Quiet Storm for his aggressive play on the field, and his humbleness off of it.

Colston, who was born and raised in Harrisburg, Pennsylvania, is the majority owner and president of his hometown team-- The Harrisburg Stampede, of the Professional Indoor Football League (PIFL). He has also made a series of investments in health and sports start-up companies, and was enrolled in George Washington's Executive MBA program.

Colston currently resides in Medford, NJ with his wife Emily and their son.

DICK VERMEIL

Ownership Group



Dick Vermeil joined the ownership group in 2015.

Vermeil is a renowned former NFL head coach of the Philadelphia Eagles, St. Louis Rams, and Kansas City Chiefs. He has taken all of these teams to the playoffs. His head-coaching career in the NFL began in 1976 with the Philadelphia Eagles.

By his second season in Philly, he brought them to the playoffs for the first time in 18 years. In that year, he coached standout players, including fellow Soul owner Ron Jaworski. With Vermeil as the head coach, and Jaworski at quarterback; they made it to the 1980 SuperBowl.

Vermeil has coached football at all levels, and received the honor of being named “Coach of the Year” at each of them. Prior to his career in the NFL, he was a head coach at Hilldale High school in California. He then moved on coach at Sam Mateo College, Napa Junior College, and Stanford. In 1970, he became the offensive coordinator at UCLA.

Along with coaching, Vermeil had a 14-year broadcasting career for networks CBS and ABC from the years of 1983-1996 as an NFL and college football analyst.

Dick Vermeil and his wife, Carol, have three children and 11 grandchildren. Their son Rick and his wife Colleen are parents of grandchildren Kelly, Rick, Michael and Megan. Their son Dave and his wife Janet are parents of grandchildren Jack, Amy and Andy. Their daughter Nancy and her husband Steve Barnett are parents of grandchildren James, Tommy, Stevie and Christopher.

JAHRI EVANS

Ownership Group



Jahri Evans is currently an offensive lineman for the New Orleans Saints. He was drafted in the 4th round, pick 108 of the 2006 NFL Draft to the New Orleans Saints. In May 2010, the Saints signed him to a 7-year contract and he's been voted to the Pro Bowl each of the last six seasons. Evans has started all 142 games he's appeared in for the Saints at right guard, tied for 14th on the club's all-time games played list. Having established himself as one of the NFL's top right guards in 2009, Evans was named to the 2010 Pro Bowl NFC roster, being only the fourth guard to make the Pro Bowl in the Saints' 43-year franchise history.

Evans is a Philadelphia native and attended Bloomsburg University in Pennsylvania where he played college football. Evans graduated Bloomsburg in May 2007 with a Bachelor's degree in exercise science. Surprisingly, Evans did not play football before high school. He founded The Jahri Evans foundation, which helps student athletes further their education and athletic career by providing scholarships and sponsoring an annual free youth football and cheer camp instructed by NFL players and professional cheerleaders.

NICHOLAS GIUFFRE

Ownership Group



Nicholas Giuffre joined the ownership group in 2015.

Nicholas "Nick" Giuffre is the President and CEO for Bradford White Corporation based in Ambler, PA. Bradford White has been around since 1881 producing wholesale water heating, space heating, combination heating and water storage products that are 100% American Made. Nick began his career at Bradford White Water Heaters in the service department and ultimately worked his way up through the organization to President and CEO. He was honored the Fred V. Keenan Lifetime Achievement award for his contribution to education, safety, service and industry image for the plumbing and heating fields.

PHIL JAURIGUE

Ownership Group



Phil Jaurigue joined the ownership group in 2015.

Jaurigue is President and CEO of Sabre Systems Inc., founded in 1989 in Warrington, PA. Under his guidance and leadership, Sabre has grown into a highly successful technological and engineering services company that has been recognized for its history of continuous growth. Phil has been inducted into the Philadelphia 100 Hall of Fame. Phil's business and community leadership along with his commitment to the entrepreneurial spirit earned him the prestigious Greater Philadelphia Ernst & Young Entrepreneur of the Year Award.

STEWART ANMUTH

Ownership Group



Stewart Anmuth joined the ownership group in 2015.

Anmuth is a Principal at Kistler Tiffany Benefits (KTB), one of the region's premier employee benefits consulting firms. Stewart has over 18 years' experience in strategic cost saving solutions in health insurance and the development of strategic partnerships. He has driven everything from business line mergers to acquisitions to new market penetration efforts, which makes him a strong entrepreneur with investing in companies. He is also actively involved in the Business Clubs America, of which Kistler Tiffany Benefits has been a title sponsor since 2009. A Drexel University graduate and entrepreneur with progressive visions for growth, Stewart is one of the area's leading experts in strategic healthcare benefits savings.

GIL PETER

Ownership Group



Gil Peter joined the ownership group in 2015.

Director of Foru Holdings since April 2010, Peter's focus has been on developing companies from early stage to acquisition or public offering. He has launched companies in many sectors, including Internet, Business Services, Real Estate Communications, Software, Sports Apparel, Entertainment and Health Consulting. Peter's current ventures center around health, wellness and ageless living. Peter is a past board member of the Children's Cancer Center in Tampa as well as the Mellanby Autism Foundation. He and his family currently resides in Parkland, Florida

HAL BRUNSON

Ownership Group



Hal Brunson joined the ownership group in 2016.

Hal Brunson, is a successful entrepreneur in the oilfield services and oil and gas exploration for 30 years. Hal is also owner and CEO of an investment firm that has extensive investments in the health and wellness sector, real estate and energy. He has an extensive portfolio of national and international ventures.

JOHN ADAMS

President



John Adams enters his 16th year in professional sports, 12th in the Arena Football League and 7th as the Chief Operating Officer for the Soul. He is responsible for the overall business and team operations of the organization.

Adams was named 2015 AFL Executive of the Year as the Soul led the AFL in overall revenue, hosted the inaugural "Boardwalk Bowl" - an off-site home game hosted in Atlantic City, NJ designed to generate awareness for the team and league, stayed active in the Philadelphia community and supported many awareness initiatives including Wounded Warriors, LGBT and the Jason Foundation. Through the Soul Moving Experience, the Soul have also brought thousands of underprivileged kids and families to Soul games for an opportunity to experience a professional sporting event.

Adams was also named to Philadelphia's "40 Under 40" honoring 40 of the Philadelphia area's top business leaders under the age of 40. Under his leadership, the Soul have close to doubled their overall revenue since the 2012 season while being incredibly active in the Philadelphia community and becoming Philadelphia's winningest sports franchise since the 2012 season with an overall winning percentage of .691 including 4 playoff appearances 3 Division Championships and 2 Conference Championships.

Adams started his career with the Trenton Thunder, AA Affiliate of the New York Yankees where he played a crucial role in helping the Thunder win the Larry MacPhail Trophy, which recognizes one team in Minor League Baseball (over 180 teams) for having the top promotional effort, on and off the field. He started with the Soul before their inaugural season and his success and reputation during his time in the AFL resulted in him being selected by the league to head operations for ArenaBowl Championship games (2004, 2005, 2006, 2008). He also held stints as the Assistant GM for the Lancaster Barnstormers of the Atlantic League (2007) and Director of Marketing and General Manager/COO for the Cleveland Gladiators of the Arena Football League (2008-2010).

Adams graduated from Lock Haven University in 2001 with a degree in sport administration and minors in management and coaching. Adams is originally from Renovo, PA and currently resides in Broomall, PA with his wife Vicky and their three children.

PHIL BOGLE

General Manager



Bogle enters his sixth season as a member of the Soul coaching staff, fourth as Assistant Head Coach and second as a General Manager. Bogle enters his sixth season as a member of the Soul staff and second season as a General Manager.

During his time as a coach, the Soul made four post-season runs and won two conference championships. He led one of the best offensive lines in the AFL, allowing the fewest sacks in the League for both the 2013 and 2014 seasons (7) and second fewest in 2015 (10). Under his direction, Bogle had three offensive players (Adam Smith, Shannon Breen and Tommy Taggart) and one defensive player (Bryan Robinson) selected to the 2015 All-Arena Team and C Shannon Breen was awarded 2015 Offensive Lineman of the Year. In the 2014 season Bogle was responsible for three All-Arena players (Derrick Ross, Teddy Jennings and Wayne Tribue) and four in the 2013 season (Derrick Ross, Brennan Carvalho, Christian Johnson and Bryan Robinson).

Bogle played as a lineman for the Soul in 2007-08. He won All-Rookie team and First-team All-Arena in 2007. In 2008, he won First-Team All-Arena again, and the ArenaBowl XXII Championship. He was a finalist for the League's Lineman of the Year award.

In 2010, Bogle played for the Dallas Vigilantes as a guard/tight end. While there, he recorded four receptions for 19 yards, one touchdown, and one tackle. He has also spent time in the CFL with the Montreal Alouettes (2009), in the NFL with the Tampa Bay Buccaneers (2006 and '08), Cleveland Browns (2005), San Diego Chargers (2003) and in the NFL Europe with the Hamburg Sea Devils (2006).

Bogle spent his collegiate career at the University of New Haven (1999-2002) as an offensive tackle. The two-season captain was a First-Team Division II All-Independent selection as a senior in 2002 and the winner of the Jim Langer Award. He also received the 2003 New Haven Male Athlete of the Year and the 2002 Cactus Bowl MVP awards.

CARLY ADLER

Controller



Carly Adler is entering her third season as Controller for the Philadelphia Soul. In her role, Carly manages both the Finance and Human Resource departments, as well as overseeing all merchandise related operations for both online and arena sales. Carly brings over 13 years of accounting experience, most recently in the non-profit sector at the Philadelphia Museum of Art and previously with high-end retailer, Lilly Pulitzer. Carly is a graduate of the Honor's Program at West Chester University, where she earned her Bachelor of Science degree in Accounting.

Carly's love of sports, especially Philly teams, was ingrained in her from both of her parents at an early age and sports has remained a huge part of her life. Being able to combine her passion for sports with her business background makes her career with the Soul a perfect fit. Carly is very excited to be a part of the Soul family and looks forward to sharing in the continued success of the team!

Carly grew up in Huntingdon Valley, and currently lives in South Philadelphia with her husband Jason and their son Brady.

DAVID BECK

Senior VP, Ticket Sales & Service



David Beck enters his 23rd year in professional sports and his third with the Philadelphia Soul. David oversees all aspects of ticket sales and customer service for the organization.

Prior to joining the Soul, Beck spent 17 years with the New Jersey Devils of the National Hockey League and 4 years with Live Nation Entertainment. As a member of the Devils, Beck held the positions of Vice President of Ticket Sales & Services as well as Director of Corporate Business Development/Premium Sales. With Live Nation, Beck was Director of Premium Sales.

Beck graduated from Rutgers University in 1993 with a double major in sports management and history. Originally from Staten Island, NY, Beck currently resides in Marlboro, NJ with his wife Tracy and their two children.

PHIL BERNSTEIN

Sr. Director, Corporate Partnerships



Phil Bernstein is in his fourth season as a Corporate Partnerships Account Manager at the Philadelphia Soul. He has been in the brand marketing and media field since the mid 1990's working with organizations such as Miller Molson, Bacardi USA, Brown Forman, Hiram Walker, WB, and Clear Channel Radio / Media Entertainment.

Originally from Boston, Bernstein was asked in 1998 to move to Philadelphia to spearhead a new division for Massachusetts based marketing firm TEAM Enterprise. His reputation in the field earned him an invitation to Bacardi headquarters to join a small team of creative minds to discuss the rollout strategies for soon to be released brands. Bacardi Exclusiv, Limon, "O", to name just a few. In the year Bacardi Limon launched, it recorded one of the most successful first year sales in any liquor category.

Clear Channel Radio (then Chancellor Media Group) noticed Bernstein's success in promotional brand marketing and asked him to join their sales team. It is here where Bernstein used his passion and personality to grow multi-layered radio and marketing campaigns. Some of the brands Bernstein was thankful to work with included Red Bull, Coors Light, Amstel / Heineken, and some of the most successful names in Philadelphia nightlife. His ability to find synergies between multiple brands and bring those companies together allowed his peers to see him as a leader and an asset to his team for almost 9 years.

When Bernstein is not hard at work, he can be found spending time with his 5 year old son; teaching him how to swing a bat, shoot a basketball, or how to execute the perfect double leg take down...almost always followed up by the recommended dose of Ibuprofen.

MARC ZAMARIN

Sr. Director, Business Development



Marc Zamarin is entering his third season as a member of the Philadelphia Soul organization. In his role as Director of Ticket Sales & Services, he is responsible for all season ticket packages, flexible seating programs, as well as the service & delivery of all ticket-related items.

Zamarin spent the previous three and a half years with a global event services company based out of New York City where he progressed from Sales Rookie of the Year in 2011 to the Director of Sponsorship by the time of his departure. Prior to this, Zamarin was a member of the New York Jets' sales team responsible for transitioning to and opening the New Meadowlands Stadium (now MetLife Stadium). He has also spent time with the MLB's Houston Astros Baseball Club, NLL's Philadelphia Wings indoor lacrosse team, Wilmington BlueRocks, the Single-A Affiliate of the Kansas City Royals, and Raymond Entertainment Group.

Zamarin earned his undergraduate degree in sport management from the University of Delaware, where he was also the Founder & Co-Executive Director of the campus' largest philanthropy event and organization, UDance, which raises funds & awareness to fight childhood cancer. He was also president of his fraternity.

He is originally from Hillsborough, NJ and currently resides in Ewing, NJ.

MARK SCHIEBER

Director, Ticket Sales



Mark is entering his 11th season in the sports industry and second with the Philadelphia Soul. In his role as Director of Group Sales, Mark is responsible for overseeing the Groups department as well as bringing groups of all shapes and sizes out to enjoy a night at the Soul.

Schieber has spent the last 8 years with the Camden Riversharks where he worked his way from a Group Sales intern to Director of Groups & Ticket Operations.

Mark graduated from Drexel University with a Bachelor's degree in sport management and was a part of the first graduating class from Drexel in this program. He is from Gibbsboro, NJ and currently resides in Sicklerville, NJ.

JESSICA DEVITO

Senior Director, Operations



Jessica is entering her fourth year with the Philadelphia Soul. In her role as Director of Operations, she is responsible for the overall marketing and game operations of the organization.

DeVito graduated from West Chester University in 2012 with a Bachelor's degree in communication studies. She was a Game Operations intern for the Soul during the 2011 season and also spent a year interning for the Philadelphia Flyers' Community Relations and Game Presentation departments. DeVito has also spent time interning for the Cole Hamels Foundation and part-time work in the Philadelphia Eagles' ticket office. Before joining the Soul, she spent some time as a Sales Manager for Victory Beer Hall in XFINITY Live!

DeVito is originally from Nazareth, PA and currently resides in Philadelphia, PA.

CORINNE KOLESINSKAS

Assistant Director, Group Sales



Kolesinskas returns to the Philadelphia Soul for her fourth year in Groups Sales after spending the previous two years in advertising sales. Kolesinskas has eight years of sports marketing, sales and management experience between the Philadelphia Phantoms (now the Lehigh Valley Phantoms), Philadelphia Phillies (two seasons) and Philadelphia Wings (six seasons). Kolesinskas also worked as the premium seating concierge on game days at the Philadelphia Union for three seasons. With her experience, Kolesinskas has a solid understanding on working with a variety of businesses and how to attract their interest to the sports entertainment arena.

Kolesinskas graduated from Penn State with a Bachelor's degree in business management and a minor in kinesiology.

KRISTEN VAN IDERSTINE

Communications Manager



Kristen enters her fifth season with the Philadelphia Soul and second as Communications Manager. Prior to being Communications Manager, Kristen was the Football Operations/Public Relations intern for the 2014-15 seasons and Athletic Training intern in 2013.

Kristen graduated from the University of Delaware in May 2015, with a Bachelor's of Science degree in health and behavior science. She grew up in Moorestown, NJ and graduated from Moorestown High School in 2011. Kristen currently resides in Mount Laurel, NJ.

JACK MCLAUGHLIN

Client Services Manager, Corporate Partnerships



Jack McLaughlin enters his first season with the Philadelphia Soul where he will be responsible for fulfillment of all client contracts.

McLaughlin graduated from Temple University in 2016 with a Bachelor's degree in Sport and Recreation Management with a minor in Business. He was a Corporate Partnerships intern for the Soul during the 2016 season and also spent a season interning in the Soul Game Operations department in 2015.

McLaughlin has also spent time interning for the Philadelphia Flyers Game Presentation department and Camden Riversharks Team Operations department. Before joining the Soul, he spent some time as a Lead Supervisor for Aramark at Lincoln Financial Field.

He is a lifelong resident of Northeast Philadelphia where he continues to reside.

KELSEY COYNE

Sales Coordinator



Kelsey is entering her fourth year with the Philadelphia Soul. She is responsible for both individual and group ticket sales and also the Soul's Activate Your Soul program. Coyne graduated from West Virginia University with a Bachelor's degree in business management and a minor in communications and public relations.

Coyne grew up Northfield, NJ in and currently resides in Haddon Heights, NJ.

ALEX BOORY Account Manager



Alex Boory joined the Philadelphia Soul after graduating from the Syracuse University where he majored in sport management. While in school, Alex served as an intern for the Philadelphia 76ers, Trenton Thunder and Philadelphia Soul. At these various internships, Alex spent his time rotating through the major departments of the front office.

Boory currently lives in Cherry Hill, NJ.

MICHAEL PHIPPS Group Sales Executive



Mike is starting his third season with the Soul after graduating from Lock Haven University with a Bachelor's degree in sports administration. While at Lock Haven, he interned with Russell Athletics at the Little League World Series, the Penn State Hockey Management Association, and the Philadelphia Soul.

Mike grew up in Milford, PA and currently lives in Blackwood, NJ.

JOE BARTLETT

Group Sales Executive



Joe is entering his first season as a member of the Philadelphia Soul. In his role as a Group Sales executive Joe is responsible for all things group-related from company picnics, to school fundraisers.

Bartlett was born in Boston, grew up in South Jersey, and graduated from Lynchburg College in Virginia where he majored in communication studies and minored in sports management. He spent the past four seasons with the Camden Riversharks, where he worked his way from the street team to the front office doing Group Sales.

TERRY BRADFORD

Group Sales



Terry is entering his fifth season in the sports industry and his second with the Philadelphia Soul as a Group Sales Executive. He has spent the last three years in minor league baseball, working in group sales for both the Wilmington Blue Rocks and the Camden Riversharks.

Terry graduated from Rutgers University with a Bachelor's degree in exercise science and sport studies where he was also an active member of the school's Exercise Science and Sport Management Club and a volunteer for the Rutgers University Dance Marathon.

He is a lifelong resident of Carneys Point, NJ where he continues to reside.



PHILADELPHIA
SOUL™

FOOTBALL OPERATIONS

CLINT DOLEZEL

Head Coach



Clint Dolezel is entering his fifth season as Head Coach of the Philadelphia Soul. In his four years as head coach, the Soul boast a record of 52-21 (.712 winning percentage) including a 15-3 record in 2015 and 16-3 record in 2016, which tied the best regular season mark in franchise history and earned him Coach of the Year honors (2015-2016). With Dolezel at the helm, the team has made the playoffs all four seasons, won the east division title twice and made three American Conference Championship game appearances. In 2013, his first season as head coach, the team won the American Conference Championship and appeared in the ArenaBowl in 2013. The 2016 season brought Dolezel another American Conference Championship and his first ArenaBowl victory with Soul. In his three years with the Soul, he is credited with developing 21 All-Arena performers (Dan Raudabaugh (2), Adam Smith (2), Tommy Frevert (2), Bryan Robinson (2), Wayne Tribue (2), Ted Jennings (2), Derrick Ross (2), Rayshaun Kizer (2), Brennen Carvalho, Christian Johnson, Jeramie Richardson, Tommy Taggart, James Romain, Neal Tivis, Shannon Breen, Marco Thomas, Dwayne Hollis, Jake Metz, Joe Goosby, Tracy Belton, and Carlos Martinez).

Dolezel spent 2012 as the Offensive Coordinator of the Philadelphia Soul, where the team shattered offensive scoring records... 1,228 points for a 68.2 average per game. The team also set a record for most points by a visiting team in a 92-42 victory over the Georgia Force. Wide receiver Tiger Jones received second team All-Arena honors under Dolezel's direction in 2012.

The 2012 AFL Hall of Fame inductee had a storied 13-year playing career where he still finds himself amongst the all-time leaders in passing yards (No. 3 with 44,564), touchdown passes (No. 2 with 931), passing attempts (No. 4 with 5,698), and completions (No. 4 with 3,749). He was also named the No. 8 top player in AFL history by the Silver Anniversary Committee in 2012.

Dolezel began his coaching career with the af2's Florida Firecats as their Offensive Coordinator in 2009. In 2010, he landed his first professional head coaching position with the San Angelo Stampede (IFL) and guided them to the second round of the playoffs. In 2011, Dolezel was tabbed as head coach of the AFL's Dallas Vigilantes and made the playoffs with an 11-7 regular-season record and a playoff appearance in his rookie head coaching season.

Dolezel began his playing career in 1995 when he was signed by the Milwaukee Mustangs (1995-97). He went on to play for the Texas Terror (1997), Houston ThunderBears (1998-99), Grand Rapids Rampage (2001-03) and led the Rampage to an ArenaBowl XV title. He later signed with the Las Vegas Gladiators (2004-05) before ending his playing days with the Dallas Desperados (2006-08). Dolezel's professional career also included a stint with the NFL's Chicago Bears in 2000.

PHIL BOGLE

Assistant Head Coach/Line Coach




Bogle enters his sixth season as a member of the Soul coaching staff and his fifth as assistant head coach. He has led an offensive and defensive line with ten First-Team All-Arena selections (Bryan Robinson (2), Adam Smith (2), Derrick Ross (2), Teddy Jennings (2), Tommy Taggart, Shannon Breen, Brennen Carvalho, Jake Metz, and Christian Johnson). In addition, Wayne Tribue received Second-Team All-Arena honors in 2014 as an offensive lineman for the Soul. Bogle had a standout season in 2013 as a returning coach helping lead the Soul to an ArenaBowl appearance.

Bogle played as a lineman for the Soul in 2007-08. He selected for the All-Rookie team and First-Team All-Arena in 2007. In 2008, he won First-Team All-Arena again, and the ArenaBowl XXII Championship. He was a finalist for the League's Lineman of the Year award.

In 2010, Bogle played for the Dallas Vigilantes as a guard/tight end. While there, he recorded four receptions for 19 yards, one touchdown, and one tackle. He has also spent time in the CFL with the Montreal Alouettes (2009), in the NFL with the Tampa Bay Buccaneers (2006 and '08), Cleveland Browns (2005), San Diego Chargers (2003) and in the NFL Europe with the Hamburg Sea Devils (2006). Bogle spent his collegiate career at the University of New Haven (1999-2002) as an offensive tackle. The two-season captain was a First-Team Division II All-Independent selection as a senior in 2002 and the winner of the Jim Langer Award. He also received the 2003 New Haven Male Athlete of the Year and the 2002 Cactus Bowl MVP awards.

BERNIE NOWOTARSKI

Defensive Backs Coach



A Pennsylvania native, Nowotarski is in his second season with the Soul. Prior to his start at the Soul, he coached the Lehigh Valley Steelhawks and ASI Panthers. In 2015 he surpassed the 100 professional indoor wins as a head coach mark with the Panthers. He has eleven years of arena football coaching experience with the AIFA's Reading Express and the AIF's Harrisburg Stampede. He has a total of 107-43 regular season record, five division titles, four conference championships and four national championship victories (Reading Express 2009, Harrisburg Stampede 2013, Philadelphia Soul 2016). He was named Coach of the Year his national championship seasons in 2009 and 2013.

In the early 1980s he was a defensive back in the NFL for the Seattle Seahawks and Detroit Lions. He also played for the Michigan Panthers at the start up of the United States Football League. He then went to play for the Semi-Pro Chestmont Bandits where he received the All League Award every year from 1983-89 and Player of the Year (2).

Nowotarski had a successful football career and was inducted into a number of local Hall of Fames, including: Exeter Township High School, Kutztown University (All-American), Berks County Sports, and Berks Chapter of PA Sports. He was also an All-American for his track and field career at Kutztown University. He was awarded 2008-09 Berks County All-Sports Coach of the Year, 2009 AIF General Manager of the Year, and 2014-15 Defensive Coach of the FCS Bowl Game in Miami, Florida.

LOU RUSSO

Director, Player Personnel

Russo enters his eighth season with the Philadelphia Soul and sixth season as the Director of Player Personnel. He first joined the Soul in 2008 as Head of Scouting, where he helped evaluate current and future talent for the AFL and provided input to the coaching staff, including weekly scouting reports and individual evaluation reports during their Arena Bowl Championship Season. In 2013 he was named the Director of Player Personnel for the Soul and has helped provide input on roster decisions (player transactions and acquisitions) and advanced scouting (individual evaluations and weekly scouting reports for upcoming opponents) for the coaching staff and team. During his tenure with the Soul the team has won two ArenaBowl Championships (2008, 2016) and four American Conference Championship (2008, 2012, 2013, and 2016), while posting a record of 69-29 (.704 winning percentage). He also was a part of a staff that earned "Support Staff of the Year" in 2013.

Since 2007, he has also worked with Ron Jaworski at NFL Films during the NFL season, as a Content Producer for the NFL Match-Up Show. Russo has also worked for ESPN since 2008 as a Playbook Producer for multiple sports, consisting of NFL, College Football, College Basketball, and Major League Baseball.

Russo, a native of Marlton, NJ, has been involved in the sports industry, mainly football, since 2007. He played football collegiately at La Salle University from 2002-2007. He received his Bachelors of Science in finance and marketing in 2006 and his Masters of Business Administration in finance from La Salle University in 2008.

TYLER NEWHART

Equipment Manager



Tyler Newhart enters his fourth season with the Philadelphia Soul, his third as Head Equipment Manager. Prior to being Equipment Manager, Tyler was the Video Coordinator intern, responsible for providing and filming game tape for the team.

Before getting involved with the Soul, Tyler graduated in 2009 from Cherokee High School in Marlton, NJ. After high school, he spent time studying film at the University of North Carolina Wilmington and Rowan University. Tyler graduated from Rowan University with a Bachelor's Degree in radio/television/film in December of 2013.

JASON KOPEC

Athletic Trainer

Jason is entering his third season with the Philadelphia Soul and third in the Arena Football League. Prior to joining the staff, Jason spent 6 seasons as the Head Athletic Trainer for the Camden Riversharks of the Atlantic League of Professional Baseball. While there, Jason was selected to serve as the Athletic Trainer for the 2009 and 2012 Atlantic League All-Star Games.

A native of Sicklerville, NJ, Jason attended West Chester University in West Chester, PA. He graduated with a Bachelor's Degree in Athletic Training in 2006. At that time he was hired as the Graduate Assistant at West Chester University to Dr. Sandra Fowkes-Godek and her "Heat illness Evaluation Avoidance and Treatment" (H.E.A.T.) Institute. Through his work with Dr. Fowkes-Godek, Jason won WCU's Award for Student Research and Creative Activities for his research entitled "Protein and Electrolyte Excretion in NFL Players before and after practice in Full Pads vs. Shorts and Shells." He was also invited to present his findings at the 2007 National Athletic Trainers Association meeting in Anaheim, CA. Jason's Master's Thesis, "Racial Comparisons of Sweat Sodium Concentration and Gross Sodium Losses in Professional and Collegiate Football Players" was presented at the 2008 conference in St. Louis, MO. He graduated with a Master's Degree in Exercise Physiology in May of 2008.

Jason is currently an active member of the National Athletic Trainer's Association, along with the Athletic Training Society of New Jersey, Pennsylvania Athletic Trainer's Association and the Delaware Athletic Trainer's Association. Jason and his wife, Kelli, reside in Wallingford, PA.

John Gray MD, FAAOS

Co-Team Orthopedic Physicians



Dr. John Gray graduated from Cornell University and received his medical degree from State University of New York Upstate Medical University in Syracuse. Dr. Gray continued his education with a sports medicine fellowship at the University of Tennessee where he was the athletic programs' orthopedic surgeon. He currently works for Reconstructive Orthopedics in Moorestown as a shoulder and knee specialist and is the team physician for Rancocas Valley Regional High School. Dr. Gray was formerly the orthopedic surgeon for the Philadelphia Flyers and was named one of *South Jersey Magazine's* "Best Doctors" in 2015. He enjoys coaching, traveling and spending time with his family.

Jeff Murray DO

Co-Team Orthopedic Physicians



Dr. Jeff Murray graduated from Misericordia University with a master's degree in physical therapy and his medical degree from Philadelphia College of Osteopathic Medicine. After residency at Rowan University School of Osteopathic Medicine in Stratford, Dr. Murray completed a sports medicine and arthroscopy fellowship at the University of Massachusetts Medical School. He currently works for Reconstructive Orthopedics in Moorestown and specializes in sports medicine injuries and shoulder, knee and hip injuries. Dr. Murray has co-authored multiple book chapters and journal articles and presented research at national meetings.

Nathan T. Holmes MD

Sports Medicine Physician



Dr. Nathan Holmes is board-certified in family practice and sports medicine and is a current member of the American Medical Society for Sports Medicine and the American College of Sports Medicine. He graduated from Temple University School of Medicine with his medical degree and has since published several articles and serves as a reviewer for *Current Sport Medicine Reports*, a journal of the American College of Sports Medicine. Dr. Holmes specializes in prevention and treatment of concussion, osteoporosis management and nonoperative treatment of musculoskeletal injuries.

Matthew Brandt DPM

Foot & Ankle



Dr. Matthew Brandt graduated with a biology and pre-medicine degree from Shippensburg University. He attended New York College of Podiatric Medicine in New York and completed his residency at Inspira Health Network in Vineland, New Jersey, serving as chief resident. He currently works for Reconstructive Orthopedics and specializes in foot and ankle injuries. Dr. Brandt enjoys the outdoors, playing golf and spending time with his family.

Joe Dwyer MD


Hand



Dr. Joseph Dwyer graduated from Boston College and obtained an advertising executive role. Shortly after, Dwyer pursued medicine and earned his medical degree from Temple University and completed his hand, wrist and elbow surgery fellowship at Rothman Institute in Philadelphia, Pennsylvania. He currently works for Reconstructive Orthopedics where he specializes in the treatment of nerve compression. He is an author of several peer-reviewed journal articles and has presented research at multiple meetings. Dr. Dwyer enjoys live music, fishing, spending time with his family, visiting Ocean City and is a fan of Philadelphia professional sports teams.

Greg Klingenstein MD

Hip



Dr. Greg Klingenstein attended Wesleyan University and received his medical degree at the Icahn School of Medicine at Mount Sinai. After residency at the Tufts Medical Center Orthopedic Surgery Program, Dr. Klingenstein completed two fellowships at the Hospital for Special Surgery in New York: adult reconstruction and joint replacement and hip preservation training. He currently works for Reconstructive Orthopedics as a hip specialist. He has published peer-reviewed articles on femoroacetabular impingement (FAI) in athletes and biomechanics of total hip replacements.

Jennifer Vanderbeck MD

Elbow



Dr. Jennifer Vanderbeck is a board-certified orthopedic surgeon who specializes in the shoulder and elbow at Reconstructive Orthopedics. She completed her undergraduate degree in biological sciences at Rutgers University and obtained her medical degree at Sidney Kimmel Medical College. She received her master of science degree in biomedical chemistry at Thomas Jefferson University and attended Rothman Institute in Philadelphia for her fellowship in shoulder and elbow surgery. Dr. Vanderbeck received Everett J. Gordon Award for outstanding clinical achievement and the Mark D. Chilton Award for outstanding level of and compassion for patients. She enjoys time with her family, outdoors, running and hiking.

Bob Greenleaf MD

Spine



Dr. Bob Greenleaf obtained a biology degree from Cornell University where he also wrestled. He received his medical degree from Drexel University College of Medicine and completed his residency in orthopedic surgery at Allegheny General Hospital in Pittsburgh. Dr. Greenleaf attended Harvard's Massachusetts General Hospital and Brigham and Women's Hospital in Boston for fellowship training in spine surgery. Dr. Greenleaf serves on the medical advisory board for Adam Taliaferro Foundation, a nonprofit organization focused on the prevention and treatment of head and spine injuries in student athletes in New Jersey. He was selected one of *South Jersey Magazine's* "Best Doctors" in 2015. He currently resides in southern New Jersey with his wife and three children.

John Burke DMD

Oral Surgeon



Dr. John Burke graduated from Temple University School of Pharmacy and received his DMD degree from Temple University School of Dentistry. He served as Assistant Professor of Surgery, UMDNJ and Robert Wood Johnson Medical School in Camden training oral surgery residents for over 10 years before returning to private practice. He enjoys sports, travel, fishing and boating with his family.

Joseph Natoli DMD


Dentist



Dr. Joseph Natoli received his biology degree from LaSalle University and his medical degree from Temple University School of Dentistry. He has been awarded Temple University School of Dentistry's Clinical Achievement Award and Delaware Valley Clinical Award. He is currently a dentist in Turnersville, New Jersey.

Shane McCann

Chiropractor



Dr. Shane McCann graduated from the University of Delaware with an exercise science degree with a concentration in exercise physiology. He received his Doctor of Chiropractic degree from Palmer College of Chiropractic in Port Orange, Florida. He has advanced training in Active Release Technique, Graston Technique and Fascial Distortion Model to treat and assess soft-tissue injuries. Dr. McCann enjoys fishing, coaching, spending time with his family, and is a fan of Philadelphia sports teams.



PHILADELPHIA
SOUL™

PLAYERS

ALPHABETICAL ROSTER

Name	#	POS	HT	WT	COLLEGE	EXP
Bell, Beau	2	MLB	6'1	245	UNLV	6
Benson, Mykel	9	FB	6'1	265	Florida A&M	6
Brown, Anttonio	4	DB	5'11	190	Virginia U. of Lynchburg	R
Collis, Luke	3	QB	6'3	225	Occidental	3
Daniels, Sean	55	DL	6'3	265	Temple	1
Duvalt, Chris	1	WR	5'10	175	Illinois	6
Goosby, Joe	18	DL	6'1	235	Tulane	6
Hollis, Dwayne	22	DB	5'10	180	NC Wesleyan	2
Jennings, Teddy	98	DL	6'6	260	Connecticut	3
Jones, Torez	24	DB	6'1	192	West Carolina	1
Kauleinamoku, Shaun	21	WR	5'8	185	Western Oregon	6
Lawrence, Justin	99	DL	6'1	290	Morgan State	5
Livers, Poppy	17	WR	5'7	175	Villanova	R
McDaniel, Ryan	19	WR	6'3	200	Samford	2
Metz, Jake	8	DL	6'6	265	Shippensburg	3
Newell, Keith	72	OL	6'6	310	Delaware State	3
Osei, David	59	OL	6'4	310	Rutgers	R
Raudabaugh, Dan	5	QB	6'3	225	Miami (OH)	7
Reynolds, Darius	7	WR	6'2	205	Iowa State	5
Romain, James	25	DB	5'11	170	Delaware State	4
Sheehy, John	11	DL	6'5	265	Western Texas A&M	R
Simons, Michael	52	OL	6'4	310	Central Connecticut	3
Stevenson, LaRico	23	DB	5'10	205	West Georgia	7
Tate, Joshua	6	DB	5'10	180	Clark	R
Trevino, Adrian	12	K	5'10	190	Missouri Valley	3
Tribue, Wayne	69	OL	6'3	330	Temple	3
Wascha, Aaron	20	WR	6'3	205	N/A	R
Wells, Justin	74	OL	6'4	325	Saint Augustine (NC)	1

NUMERICAL ROSTER

#	NAME	POS	HT	WT	COLLEGE	EXP
1	Duvalt, Chris	WR	5'10	175	Illinois	6
2	Bell, Beau	MLB	6'1	245	UNLV	6
3	Collis, Luke	QB	6'3	225	Occidental	3
4	Brown, Anttonio	DB	5'11	190	Virginia U. of Lynchburg	R
5	Raudabaugh, Dan	QB	6'3	225	Miami (OH)	7
6	Tate, Josh	DB	5'10	180	Clark	R
7	Reynolds, Darius	WR	6'2	205	Iowa State	5
8	Metz, Jake	DL	6'6	265	Shippensburg	3
9	Benson, Mykel	FB	6'1	265	Florida A&M	6
11	Sheehy, John	DL	6'5	265	Western Texas A&M	R
12	Trevino, Adrian	K	5'10	190	Missouri Valley	3
17	Livers, Poppy	WR	5'7	175	Villanova	R
18	Goosby, Joe	DL	6'1	235	Tulane	6
19	McDaniel, Ryan	WR	6'3	200	Samford	2
20	Wascha, Aaron	WR	6'3	205	N/A	R
21	Shaun Kauleinamoku	WR	5'8	185	Western Oregon	6
22	Hollis, Dwayne	DB	5'10	180	NC Wesleyan	2
24	Jones, Torez	DB	6'1	192	West Carolina	1
25	Romain, James	DB	5'11	170	Delaware State	4
52	Simons, Michael	OL	6'4	310	Central Connecticut	3
55	Daniels, Sean	DL	6'3	265	Temple	1
59	Osei, David	OL	6'4	310	Rutgers	R
69	Tribue, Wayne	OL	6'3	330	Temple	3
72	Newell, Keith	OL	6'6	310	Delaware State	3
74	Wells, Justin	OL	6'4	325	Saint Augustine (NC)	1
98	Jennings, Teddy	DL	6'6	260	UConn	3
99	Lawrence, Justin	DL	6'1	290	Morgan State	5

BEAU BELL (LB • 2)**HT: 6'1 | WT: 245 | COLLEGE: UNLV****BIRTHDAY: MAY 26, 1986 | AGE: 30 | EXP: 5**

2016 SOUL SEASON: Tallied 12.5 total tackles, two sacks and three pass breakups in his second season with the Soul.

AFL EXPERIENCE: Recorded 69 tackles, 13 sacks, one interception and one defensive touchdown with the Los Angeles Kiss (2014). Recorded 181 tackles, 17.0 sacks, two interceptions, and one defensive touchdown in three seasons with the Spokane Shock (2011-13). Made First Team All-Arena with Los Angeles (2014).

OTHER PRO EXPERIENCE: NFL Cleveland Browns (2009).

COLLEGE: Recorded 320 total tackles, 10.5 sacks and six interceptions in his four years playing for UNLV (2004-7). Awarded two time All Mountain West Conference and 2007 MWC Defensive MVP.

PERSONAL: Studied Physical Education and Sociology at University of Nevada, Las Vegas. Most influenced in life by his mother and brothers. His goal in life is to help young football players.

SOUL FOOD: Nickname: Beez. Favorite TV Show: Watching game film. Favorite Musical Group: 213. Favorite Food: Mac and Cheese. Favorite Sports Team Growing Up: San Francisco 49ers.

CAREER TRANSACTIONS

2007 Finished playing at UNLV

2008-09 Cleveland Browns (NFL)

2011-13 Spokane Shock (AFL)

2014 Los Angeles Kiss (AFL)

2015 Philadelphia Soul

DEFENSIVE

YEAR	TEAM	TACK	ASST	SACKS	PB	FF	FR	BLK	INT	YDS	TDS
2011	SPO	32	37	5.5	3	4	1	1	0	19	1
2012	SPO	11	10	3.0	3	1	1	0	1	5	0
2013	SPO	50	41	8.5	0	0	2	1	1	20	0
2014	LA	43	26	13.0	5	1	2	1	1	25	1
2015	PHL	18	12	5.0	2	1	2	1	0	0	0
2016	PHL	10	5	2.0	3	0	0	0	0	0	0
TOTALS		164	131	37.0	16	7	8	4	3	69	2

MYKEL BENSON (FB • 9)

HT: 6'0 | WT: 280 | COLLEGE: FLORIDA A&M

BIRTHDAY: DECEMBER 30, 1987 | AGE: 29 | EXP: 6



AFL EXPERIENCE: As a rookie in 2011, Benson tallied 178 rushing yards and 17 touchdowns with the Milwaukee Mustangs. He then split time with the Georgia Force and Orlando Predators in 2012 where he rushed 160 yards and scored eight touchdowns. The following year with the Orlando Predators, he rushed 89 yards and recorded 10 touchdowns. In 2014, he earned Second Team All-Arena honors for rushing 361 yards and scoring 15 touchdowns for the Talons. The next two seasons with the Arizona Rattlers, he earned First Team All-Arena after rushing 171 times for 507 yards and scoring 37 touchdowns.

COLLEGE EXPERIENCE: He rushed nearly 300 yards and scored seven touchdowns at Florida A&M while also playing baseball.

PERSONAL: Studied Graphic Design at Florida A&M. Played baseball in college. Played football and ran track in high school. Married with two children.

SOUL FOOD: Favorite Food: Steak. Favorite TV Show: *My Wife and Kids*. Favorite Sports Team Growing Up: Pittsburgh Steelers. First Jersey Owned: Jerome Bettis. Favorite Hobby: Fishing. Favorite Singer: Jamie Foxx.

CAREER TRANSACTIONS:

2011 Milwaukee Mustangs

2012 Orlando Predators

2012 Georgia Force

2013 Orlando Predators

2014 San Antonio Talons

2015-2016 Arizona Rattlers

2017 Philadelphia Soul

RECEIVING

YEAR	TEAM	RCV	YDS	AVG	TD
2011	MLW	8	84	10.5	3
2012	ORL	1	8	8.0	0
2012	GEO	5	71	14.2	2
2013	ORL	5	62	12.4	0
2014	SAT	13	145	11.2	5
2015	ARI	16	182	11.4	2
2016	ARI	25	194	7.76	7
TOTALS		73	746	10.2	19

MYKEL BENSON (FB • 9)

HT: 6'0 | WT: 280 | COLLEGE: FLORIDA A&M

BIRTHDAY: DECEMBER 30, 1987 | AGE: 29 | EXP: 6

RUSHING

YEAR	TEAM	ATT	YDS	AVG	TD
2011	MLW	77	178	2.3	17
2012	ORL	15	30	2.0	2
2012	GEO	59	130	2.2	6
2013	ORL	38	91	2.4	10
2014	SAT	107	361	3.4	15
2015	ARI	96	286	2.9	17
2015	ARI	75	199	2.7	20
Total		467	1,275	2.7	87

DEFENSIVE

YEAR	TEAM	TACK	ASST	SACKS	PB	FF	FR	BLK	INT	YDS	TDS
2011	MKW	4	2	0.0	0	0	0	0	0	0	0
2012	ORL	1	0	0.0	0	0	0	0	0	0	0
2012	GEO	2	1	0.0	0	0	0	0	0	0	0
2013	ORL	3	1	0.0	0	0	1	0	0	0	0
2014	SAT	2	2	0.0	0	0	0	0	0	0	0
2015	ARI	1	1	0.0	0	0	0	0	0	0	0
2016	ARI	1	0	0.0	0	0	0	0	0	0	0
TOTALS		14	7	0.0	0	0	1	0	0	0	0

RETURNS

YEAR	TEAM	NO	YDS	AVG	TD	LONG
2014	SAT	3	5	1.6	0	0
TOTALS		3	5	1.6	0	0

ANTONIO BROWN (DB • 4)

HT: 5'11 | WT: 190 | COLLEGE: VIRGINIA U OF LYNCHBURG

BIRTHDAY: JANUARY 11, 1990 | AGE: 27 | EXP: 2



AFL EXPERIENCE: Played for the Jacksonville Sharks in 2015.

OTHER PRO EXPERIENCE: Played with the CFL's Winnipeg Blue Bombers (2015) and IFL's Arizona Rattlers (2017).

COLLEGE EXPERIENCE: Played in 38 games during his collegiate career. Brown made 160 tackles with 24 tackles for loss, four interceptions and four defensive touchdowns. He was awarded USCAA Academic All-American in 2011 and won FCS National Bowl in 2014.

PERSONAL: Graduated from Virginia University of Lynchburg in 2014 with a degree in criminal justice and sociology.

SOUL FOOD: Nickname: Montana. Enjoys sports, reading, video games, and sleeping. Favorite TV Show: *SportsCenter*. Favorite Artist: Drake and Lil Wayne. Favorite Food: Baked BBQ Chicken. Favorite Sports Teams Growing up: Washington Wizards, Washington Redskins, Baltimore Ravens. First Jersey Owned: Michael Jordan from the Chicago Bulls. Best Non-Athletic Talent: Cooking.

CAREER TRANSACTIONS

2015 Winnipeg Blue Bombers (CFL)


2015 Jacksonville Sharks (AFL)

2017 Arizona Rattlers (IFL)

2017 Philadelphia Soul

LUKE COLLIS (QB • 3)

HT: 6'3 | WT: 230 | COLLEGE: OCCIDENTAL
 BIRTHDAY: JULY 27, 1988 | AGE: 28 | EXP: 3



AFL EXPERIENCE: Recorded 23 yards and one touchdown with the Tampa Bay Storm (2015). Played for the Chicago Rush (2013) and the Spokane Shock (2012).

OTHER PRO EXPERIENCE: Signed with the San Angelo Bandits of Lone Star Football League (2014). Part of the Knoxville NightHawks of the Professional Indoor Football League (2013). Awarded LSFL Player of the Year with the San Angelo Bandits (2014).

COLLEGE: Awarded All-Academic Team and First Team All Conference (2010-11).

PERSONAL: Studied Politics at Occidental College. Most influenced in life by his mother. His goal in life is to help as many people as he can substantially can.

SOUL FOOD: Nickname: Luscious or Bear. Favorite TV Show: Game of Thrones. Favorite Musical Group: The Allman Brothers Band. Favorite Food: His Mom's Honey Mustard Chicken. Favorite Sports Team Growing Up: Ohio State Football.

CAREER TRANSACTIONS

2011 Finished playing at Occidental College
 2012 Spokane Shock (AFL)
 2013 Chicago Rush (AFL)
 2014 San Angelo Bandits (LSFL)
 2015 Tampa Bay Storm (AFL)
 2016 Philadelphia Soul

PASSING

YEAR	TEAM	GP	COMP	ATT	%	YDS	TD	INT	QB RAT.
2015	TPA	8	2	12	16.7	23	1	1	25.69
2016	PHL	4	9	21	42.9	109	2	0	83.23
TOTALS			11	33	33.3	132	3	1	56.63

RUSHING

YEAR	TEAM	ATT	YDS	AVG	TD
2015	TPA	3	3	1.0	0
TOTALS		3	3	1.0	0

DEFENSIVE

YEAR	TEAM	TACK	ASST	SACKS	PB	FF	FR	BLK	INT	YDS	TDS
2012	SPO	3	1	0.0	0	0	0	0	0	0	0
2016	PHL	0	1	0.0	0	0	0	0	0	0	0
TOTALS		3	2	0.0	0	0	0	0	0	0	0

SEAN DANIELS (DL • 55)**HT: 6'3 | WT: 265 | COLLEGE: TEMPLE****BIRTHDAY: NOVEMBER 13,1991 | AGE: 25 | EXP: 1**

2016 SOUL SEASON: In his first season with the Soul, Daniels tallied six total tackles, one sack, one pass breakup, one forced fumble and one interception for a defensive touchdown of nine yards.

COLLEGE: Recorded 15 total tackles, three tackles for loss, one pass defended and three sacks in two seasons with the Temple Owls (2011-12).

CAREER TRANSACTIONS

2012 Finished playing at Temple University

2016 Philadelphia Soul

DEFENSIVE

YEAR	TEAM	TACK	ASST	SACKS	PB	FF	FR	BLK	INT	YDS	TDS
2016	PHL	2	8	0.5	1	1	1	1	1	9	1
TOTALS		2	8	0.5	1	1	1	1	1	9	1

RETURNS

YEAR	TEAM	NO	YDS	AVG	TD	LONG
2016	PHL	1	13	13.0	1	13
TOTALS		1	13	13.0	1	13

CHRIS DUVALT (WR • 1)

HT: 5'10 | WT: 175 | COLLEGE: ILLINOIS

BIRTHDAY: DECEMBER 11, 1987 | AGE: 30 | EXP: 5



SOUL 2016 SEASON: This past season, Duvalt collected 31 receptions for 477 yards and 13 touchdowns. He also tallied 49 kick returns for 878 yards and one touchdown.

AFL EXPERIENCE: In 2015, Duvalt caught 109 passes for 1,265 yards and 23 touchdowns in 17 starts for the New Orleans VooDoo. In 2013, he caught 19 passes for 249 yards and two touchdowns in four games with the New Orleans VooDoo. In 2012, he played two games for the New Orleans VooDoo, recording 14 receptions and four receiving touchdowns with four rushes and one score. He also saw playing time in two games with the Orlando Predators, posting one 19-yard reception on the year in 2011.

COLLEGE EXPERIENCE: Duvalt played for the Illinois Fighting Illini from 2006-2009. His best season came in 2009 when, as a senior, he caught 23 passes for 361 yards and three touchdowns. He played cornerback before switching to receiver.

CAREER TRANSACTIONS:

2011 Orlando Predators (AFL)

2012-15 New Orleans VooDoo (AFL)

2016 Philadelphia Soul (AFL)

RECEIVING

YEAR	TEAM	RCV	YDS	AVG	TD
2011	ORL	1	19	19.0	0
2012	NOV	14	157	11.2	4
2013	NOV	19	249	13.1	2
2014	NOV	11	122	11.1	2
2015	NOV	109	1265	11.6	23
2016	PHL	31	477	15.4	13
TOTALS		185	2289	13.6	44

RUSHING

YEAR	TEAM	ATT	YDS	AVG	TD
2011	ORL	1	1	1.0	0
2012	NOV	4	2	0.5	1
2013	NOV	3	22	7.3	0
2014	NOV	1	2	2.0	0
2015	NOV	4	6	1.5	1
TOTALS		13	33	2.46	2

CHRIS DUVALT (WR • 1)

HT: 5'10 | WT: 175 | COLLEGE: ILLINOIS

BIRTHDAY: DECEMBER 11, 1987 | AGE: 30 | EXP: 5

DEFENSIVE

YEAR	TEAM	TACK	ASST	SACKS	PB	FF	FR	BLK	INT	YDS	TDS
2011	ORL	3	0	0.0	0	1	2	0	0	0	0
2012	NOV	2	0	0.0	0	1	1	0	0	0	0
2014	NOV	1	0	0.0	0	0	0	0	0	0	0
2015	NOV	5	0	0.0	0	0	0	0	0	0	0
2016	PHL	4	3	0.0	0	0	0	0	0	0	0
TOTALS		15	3	0.0	0	2	3	0	0	0	0

RETURNS

YEAR	TEAM	NO	YDS	AVG	TD	LONG
2011	ORL	14	2112	14.4	0	0
2012	NOV	1	36	36.0	0	36
2013	NOV	12	221	19.9	0	32
2015	NOV	40	513	14.4	0	35
2016	PHL	49	878	17.9	1	54
TOTALS		116	1860	20.5	0	36

JOE GOOSBY (LB • 18)**HT: 6'1 | WT: 235 | COLLEGE: TULANE****BIRTHDAY: SEPTEMBER 6, 1986 | AGE: 31 | EXP: 6**

SOUL 2016 SEASON: Recorded 40 tackles, five pass breakups, and two interceptions this past season.

AFL EXPERIENCE: Tallied 33 tackles, five forced fumbles and two interceptions in 2015. Had 29 tackles, four forced fumbles and two interceptions in 2014. Recorded 20 tackles, two sacks, eight pass breakups and four interceptions in 2013. Collected 30 tackles, one sack and three interceptions in 2012. Made the All-Arena Team while with the Dallas Vigilantes (2011). Played only nine regular season games and one playoff game due to injury. Finished fourth on the team with 51 tackles (43 solo), two interceptions and 15 pass breakups in nine starts.

OTHER PRO EXPERIENCE: IFL San Angelo Stampede Express (2010). AF2 Bossier-Shreveport Battle Wings (2009).

COLLEGE: Four-year letter winner. Tallied 100 tackles (60 solo) in 33 career games (2004-07). All-Conference USA selection (2006).

PERSONAL: Lettered in football, basketball, and track at Jersey Village High School. Led district in assists twice in high school. Studied Media Arts at Tulane University. Competed in the triple jump his freshman year at Tulane. Brother, Jermaine Lyons, played basketball at Stephen F. Austin. Has a one-year old daughter, Jayna.

SOUL FOOD: Favorite Food: His mother's broccoli, cheese and rice casserole. Favorite TV Show: ESPN. Favorite Athlete: Michael Jordan. Favorite Movies: *Immortals* and *Training Day*. Favorite sports team growing up: Houston Oilers. First jersey owned: North Carolina Vince Carter #15. Best non-athletic talent: read music. Hobbies: reading and working with high school students on football and life lessons.

CAREER TRANSACTIONS

2007 Finished playing at Tulane University

2009 Bossier-Shreveport Battle Wings (AF2)

2010 Stampede Express (IFL)

2011 Assigned to Dallas Vigilantes (AFL)

2012 Assigned to Philadelphia Soul

RUSHING

YEAR	TEAM	ATT	YDS	AVG	TD
2015	PHL	8	6	0.8	3
TOTALS		8	6	0.8	3

JOE GOOSBY (LB • 18)

HT: 6'1 | WT: 235 | COLLEGE: TULANE

BIRTHDAY: SEPTEMBER 6, 1986 | AGE: 31 | EXP: 6

DEFENSIVE

YEAR	TEAM	TACK	ASST	SACKS	PB	FF	FR	BLK	INT	YDS	TDS
2011	DAL	43	16	0.0	3	1	1	0	1	17	0
2012	PHL	74	44	1.5	2	2	2	0	3	47	2
2013	PHL	53	33	2.0	8	1	3	0	4	84	2
2014	PHL	50	21	0.0	4	4	2	0	2	22	2
2015	PHL	58	25	0.0	4	5	0	1	2	7	1
2016	PHL	60	20	0.5	5	1	1	0	2	25	1
TOTALS		338	159	4.0	26	14	9	1	14	202	8

RETURNS

YEAR	TEAM	NO	YDS	AVG	TD	LONG
2012	PHL	3	17	5.7	0	9
2015	PHL	1	1	1.0	0	1
TOTALS		4	18	3.4	0	9

DWAYNE HOLLIS (DB • 22)**HT: 5'10 | WT: 180 | COLLEGE: NC WESLEYAN****BIRTHDAY: JULY 7, 1989 | AGE: 28 | EXP: 2**

2016 SOUL SEASON: Tallied 66 total tackles, eight pass breakups, one forced fumble, three touchdowns and eight interceptions for 154 yards.

AFL EXPERIENCE: In his rookie season with the Soul, Hollis recorded 35 total tackles, one interception for two yards, five pass breakups, and one fumble recovery.

OTHER PRO EXPERIENCE: IFL, Lehigh Valley Steelhawks (2014). NFL Europe, Helsinki Roosters (2013)

COLLEGE: North Carolina Wesleyan College (2009-12)- Recorded 102 solo and 56 assisted tackles and 11 interceptions. Recorded 1,440 total yards with five touchdowns on kick and punt returns.

PERSONAL: Majored in Justice Studies at North Carolina Wesleyan. His goal in life is to make it to the NFL or CFL. His biggest influence in life is his mother.

SOUL FOOD: Favorite TV Show: *CSI: Los Angeles*. Favorite Food: Jerk Chicken. Favorite Sports Teams Growing Up: New England Patriots and Houston Rockets. Favorite Musical Group: A Boogie Wit Da Hoodie. His hobbies include bowling, training and playing basketball. Best Non-Athletic Talent: Sudoku puzzles and Spades.

CAREER TRANSACTIONS

2015 Philadelphia Soul

DEFENSIVE


YEAR	TEAM	TACK	ASST	SACKS	PB	FF	FR	BLK	INT	YDS	TDS
2015	PHL	32	6	0.0	5	1	1	0	1	2	0
2016	PHL	58	16	0.0	8	1	0	0	8	154	3
TOTALS		90	22	0.0	13	2	1	0	9	156	3

RETURNS

YEAR	TEAM	NO	YDS	AVG	TD	LONG
2015	PHL	2	22	11.0	0	16
2016	PHL	2	18	9.0	0	11
TOTALS		4	40	10.0	0	16

TEDDY JENNINGS (DL • 98)

HT: 6'6 | WT: 280 | COLLEGE: CONNECTICUT
 BIRTHDAY: MARCH 15, 1990 | AGE: 27 | EXP: 2



SOUL 2016 SEASON: Jennings saw action in 10 games last season recording 16 tackles and five sacks.

AFL EXPERIENCE: In 2015, Jennings had 10 tackles and six sacks in six appearances with the Philadelphia Soul. In 2014, he earned First Team All-Arena honors after tallying 26 tackles and tying the single-season franchise record for sacks with 11 in 15 games as a rookie with the Soul.

PERSONAL: Majored in Economic Geography and Political Science. His goal in life is to be the best person he can be. His biggest influences in life are his parents.

SOUL FOOD: Favorite TV Show: *Breaking Bad*. Favorite Food: Chicken and protein drinks. Favorite Sports Team Growing Up: Detroit Pistons. Favorite Musical Group: Gucci Mane. His hobbies are lifting weights and hanging out with friends.

CAREER TRANSACTIONS

2014 Philadelphia Soul

DEFENSIVE

YEAR	TEAM	TACK	ASST	SACKS	PB	FF	FR	BLK	INT	YDS	TDS
2014	PHL	20	13	10.5	1	1	1	1	0	0	0
2015	PHL	5	8	5.0	1	1	0	0	0	0	0
2016	PHL	16	3	5.0	2	2	1	3	0	0	0
TOTALS		41	24	20.5	4	4	2	4	0	0	0

TOREZ JONES (DB • 24)**HT: 6'1 | WT: 192 | COLLEGE: WEST CAROLINA****BIRTHDAY: JULY 19, 1990 | AGE: 26 | EXP: 1**

COLLEGE: Earned All-Southern Conference honors after starting all 10 games and recording 62 tackles and seven interceptions as a junior at Western Carolina. He also tied the national record of four interceptions in one game in 2010.

PERSONAL: Studied Computer Information Systems at Western Carolina University. Most influenced in life by his father. His goal in life is to make it to the NFL and build a great family legacy.


SOUL FOOD: Nickname: T Jones. Favorite TV Show: *Billions*, *Chappelle Show*. Favorite Musical Group: Young Jeezy, J. Cole, Fabolous. Favorite Food: Crab Legs. Favorite Sports Team Growing Up: Duke Blue Devils, Philadelphia Eagles and Philadelphia 76ers. Hobbies: hiking, reading, listening to music. Best non-athletic talent: good at math. If you could play another sport what team/position: Soccer BVB Dortmund/ center back.

CAREER TRANSACTIONS

2016 Philadelphia Soul

DEFENSIVE

YEAR	TEAM	TACK	ASST	SACKS	PB	FF	FR	BLK	INT	YDS	TDS
2016	PHL	1	0	0.0	1	0	0	0	0	0	0
TOTALS		1	0	0.0	1	0	0	0	0	0	0

SHAUN KAULEINAMOKU (WR • 21)**HT: 5'8 | WT: 185 | COLLEGE: WESTERN OREGON****BIRTHDAY: MAY 24, 1987 | AGE: 29 | EXP: 6**

SOUL 2016 SEASON: Recorded 99 receptions for 1,304 yards and 26 touchdowns with the Soul in 2016.

Awarded ArenaBowl MVP for his performance in ArenaBowl XXIX.

AFL EXPERIENCE: Recorded 82 receptions, 1,037 yards, and 25 touchdowns in his two seasons with Spokane Shock (2010-11). Recorded 73 receptions, 875 yards and 16 touchdowns with the Utah Blaze (2012). Recorded 124 receptions, 1,359 yards and 19 touchdowns with Pittsburgh Power (2014). Awarded Playmaker of the Week (2012). Two time Russell Offensive Player of the Week (2012).

COLLEGE: Started all 11 games for Western Oregon University, recording 37 receptions for 573 yards and eight touchdowns. Awarded Second-Team All-GNAC selection (2008). Recorded 36 receptions, 483 yards and six touchdowns. Awarded All-ICAA Second Team and Dixie Rotary Bowl Player of the Game (2007).

PERSONAL: Studied Exercise Science at Western Oregon. Biggest influences in his life are his parents. His goal in life is to travel the world. His greatest moment outside of sports was graduating college with his degree in Exercise Science.

SOUL FOOD: Favorite TV Show: Game of Thrones and Sports Center. Favorite Musical Group: Bob Marley and the Wailers. Favorite Food: Seafood, sushi, and traditional Hawaiian dishes. Favorite Song to Sing in the Shower: "Thinking Out Loud" –Ed Sheeran. Favorite Sports Team Growing Up: Dallas Cowboys. Nobody knows how much I like to: Shop online.

CAREER TRANSACTIONS:

2009 Finished playing at Western Oregon University

2010 Spokane Shock

2012 San Antonio Talons

2012 Utah Blaze

2014 Pittsburgh Power

2015 Philadelphia Soul

RECEIVING

YEAR	TEAM	RCV	YDS	AVG	TD
2010	SPO	30	441	14.7	10
2011	SPO	52	596	11.5	15
2012	UTA	73	875	12.3	16
2012	SAT	1	5	5.0	0
2014	PIT	124	1359	11.0	19
2015	PHL	70	1038	14.8	21
2016	PHL	99	1304	13.2	26
TOTALS		449	5,618	10.3	107

SHAUN KAULEINAMOKU (WR • 21)

HT: 5'8 | WT: 185 | COLLEGE: WESTERN OREGON

BIRTHDAY: MAY 24, 1987 | AGE: 29 | EXP: 6

RUSHING

YEAR	TEAM	ATT	YDS	AVG	TD
2014	PIT	2	8	4.0	0
2016	PHL	2	4	2.0	1
TOTALS		4	12	3.0	1

RETURNS

YEAR	TEAM	NO	YDS	AVG	TD	LONG
2010	SPO	4	69	17.3	0	-
2012	UTA	24	442	18.4	0	45
2012	SAT	4	45	11.2	0	18
2014	PIT	8	48	6.0	0	14
2015	PHL	8	79	9.9	0	18
TOTALS		48	683	11.4	0	45


DEFENSIVE

YEAR	TEAM	TACK	ASST	SACKS	PB	FF	FR	BLK	INT	YDS	TDS
2010	SPO	2	3	0.0	0	0	0	0	0	0	0
2011	SPO	4	0	0.0	0	0	0	0	0	0	0
2012	UTA	1	1	0.0	0	0	0	0	0	0	0
2014	PIT	4	2	0.0	0	1	0	0	0	0	0
2015	PHL	1	0	0.0	0	0	0	0	0	0	0
2016	PHL	1	0	0.0	0	0	0	0	0	0	0
TOTALS		13	6	0.0	0	1	0	0	0	0	0

JUSTIN LAWRENCE (DL • 99)

HT: 6'2 | WT: 305 | COLLEGE: MORGAN STATE

BIRTHDAY: JUNE 19, 1987 | AGE: 29 | EXP: 5



SOUL 2016 SEASON: Recorded five total tackles, two sacks, one pass breakup and one blocked kick in his second season with the Soul.

AFL EXPERIENCE: Lawrence had 14.0 total tackles, 5.5 tackles for a loss of 18 yards, two sacks for a loss of 10 yards, two pass breakups, two forced fumbles and one blocked kick in his first season with the Soul. In 2014, he recorded 17.5 total tackles, three sacks, one pass breakup, one forced fumble and one blocked kick. He played in 14 games with the Milwaukee Mustangs (2012). Recorded rushed 21 times for 20 yards and six touchdowns on offense, while also recording 16 tackles and one sack on defense. In 2011 rushed 15 times for 24 yards and six touchdowns with the Mustangs as well, along with collecting 25.5 tackles and two sacks in the same year. In 2014 played for the Pittsburgh Power. Started in all 18 games and recorded 17.5 tackles and three sacks.

OTHER PRO EXPERIENCE: Montreal Alouettes Practice Squad (2011, 2013), 2011 and 2012 team captain for Milwaukee Mustangs.

COLLEGE: Mid Eastern Athletic Conference (MEAC) honorable mention (2006). MEAC second team all conference (2007). Morgan State University football special teams player of the year (2007). Black College All American 2nd team (2008). BTRC/BASN Second team All American (2008). MEAC First team (2008 and 2009). Football College Subdivision Preseason First Team All American (Fall 2009). Black College All American 1st team (2009). Sheridan Broadcasting Network 1st team All American (Fall 2009). Heritage Sports Radio Network All American (2009). The Sporting News 2nd team All American (Fall 2009). Consensus Draft Services Pre season All American (2009).

PERSONAL: Graduated with a degree in Sociology from Morgan State. Also participated in basketball, baseball, and track and field while in school. In basketball, was named the 2 time defensive player of the year and offensive MVP-All District. Participated in the 2010 Mini Camp for the Tampa Bay Buccaneers. Greatest moment in sports was signing with favorite NFL team, the Tampa Bay Buccaneers.

SOUL FOOD: Nickname: J.R., Favorite TV show: How it's Made. Scandal, and How to Get Away with Murder, Favorite Food: Pepperoni and Bacon Pizza. Nobody knows how much I like to: Joke around and have fun, Before a game I like to: Relax and listen to R&B music, Favorite part of the AFL experience: The fans.

CAREER TRANSACTIONS

2009 Finished playing at Morgan State University

2010 Tampa Bay Buccaneers

2011 Montreal Alouettes

2011-12 Milwaukee Mustangs

2013 Montreal Alouettes

2014 Pittsburgh Power

2015 Philadelphia Soul

JUSTIN LAWRENCE (DL • 99)

HT: 6'2 | WT: 305 | COLLEGE: MORGAN STATE

BIRTHDAY: JUNE 19, 1987 | AGE: 29 | EXP: 5

RUSHING

YEAR	TEAM	ATT	YDS	AVG	TD
2011	MLW	15	24	1.6	6
2012	MLW	21	20	1.0	6
2014	PIT	3	3	1.0	1
TOTALS		39	47	1.2	13

DEFENSIVE

YEAR	TEAM	TACK	ASST	SACKS	PB	FF	FR	BLK	INT	YDS	TDS
2011	MLW	22	7	2.0	2	0	2	0	1	10	1
2012	MLW	12	8	1.0	0	0	0	0	0	0	0
2014	PIT	12	11	3.0	1	1	1	1	0	0	0
2015	PHL	10	7	1.5	2	2	1	1	0	0	0
2016	PHL	4	3	2.0	1	0	0	1	0	0	0
TOTALS		60	36	9.5	6	3	4	3	1	10	1


RETURNS

YEAR	TEAM	NO	YDS	AVG	TD	LONG
2011	MLW	1	4	4.0	0	4
2012	MLW	1	8	8.0	0	8
TOTALS		2	12	6.0	0	12

POPPY LIVERS (WR • 17)**HT:** 5'7 | **WT:** 170 | **COLLEGE:** VILLANOVA**BIRTHDAY:** MARCH 4, 1992 | **AGE:** 26 | **EXP:** R**OTHER PRO EXPERIENCE:** Cologne Crocodiles (2016).**COLLEGE EXPERIENCE:** Livers played in every game since his sophomore year. In his career, he tallied 141 receptions for 1,792 yards and 13 touchdowns. He was honored Second Team All CAA Receiver, Third Team Punt Returner and was a leadership nominee. Livers was also named co-captain for the 2014 season.**PERSONAL:** Livers graduated from Villanova University with a degree in communications and sociology in 2014. He played basketball, football and track in high school.**SOUL FOOD:** Enjoys singing and playing basketball in his free time. Favorite TV Show: *The Carbonaro Effect*. Favorite Music: R&B. Favorite Foods: Steak and Spaghetti. Favorite Sports Team Growing Up: Lakers and 49ers. First Jersey Owned: Tracy McGrady. Best Non-Athletic Talent: Singing.**CAREER TRANSACTIONS:**

2016 Cologne Crocodiles

2017 Philadelphia Soul

RYAN MCDANIEL (WR • 19)**HT: 6'3 | WT: 198 | COLLEGE: SAMFORD****BIRTHDAY: SEPTEMBER 8, 1988 | AGE: 26 | EXP: 4**

SOUL 2016 SEASON: McDaniel recorded 86 receptions for 1,037 yards and 19 touchdowns, while also marking six rushes for 25 yards.

AFL EXPERIENCE: McDaniel caught 114 passes for 1,277 yards and 29 touchdowns in 18 starts in the 2015 season. Recorded 80 receptions for 1,026 yards and 19 touchdowns. Also recorded nine rushes for 31 yards and two touchdowns. Played in 12 games. Caught 65 passes for 819 yards and 21 touchdowns in his rookie season with the Soul.

OTHER PRO EXPERIENCE: Knoxville NightHawks PIFL (2012), All-PIFL second team (2012), caught 71 passes for a total of 768 yards and 14 touchdowns. His longest touchdown reception of the year was 37 yards, and he averaged 69 yards per game. Highest receiving yards and most catches on team.

PERSONAL: Majored in Psychology. Currently is a Personal Trainer. Goal in life is to own his own gym someday. Biggest influences in his life are his Mother and Father.

SOUL FOOD: Nickname is RyMc. Favorite TV Show: Family Guy. Enjoys working out, hanging with friends and playing video games. Favorite Artist: Future. Favorite Food: Lasagna. Favorite Sports Team Growing Up: Atlanta Falcons. Best Non-Athletic Talent: Cooking. Favorite Aspect of the AFL Experience: the fans and playing the game.

CAREER TRANSACTIONS:

2010 Finished playing at Samford University

2012 Knoxville NightHawks (PIFL)

2013 Assigned to Philadelphia Soul

PASSING

YEAR	TEAM	GP	COMP	ATT	%	YDS	TD	INT	QB RAT.
2015	PHL	18	0	1	0.0	0	0	1	0.00
TOTALS		18	0	1	0.0	0	0	1	0.00

RECEIVING

YEAR	TEAM	RCV	YDS	AVG	TD
2013	PHL	65	819	12.6	21
2014	PHL	80	1026	12.8	19
2015	PHL	114	1277	11.2	29
2016	PHL	86	1037	12.1	19
TOTALS		345	4159	12.2	88

RYAN MCDANIEL (WR • 19)

HT: 6'3 | WT: 198 | COLLEGE: SAMFORD

BIRTHDAY: SEPTEMBER 8, 1988 | AGE: 26 | EXP: 4

RUSHING

YEAR	TEAM	ATT	YDS	AVG	TD
2013	PHL	9	30	3.3	1
2014	PHL	9	31	3.4	2
2015	PHL	6	8	1.3	1
2016	PHL	6	25	4.0	0
TOTALS		30	94	3.0	4

DEFENSIVE


YEAR	TEAM	TACK	ASST	SACKS	PB	FF	FR	BLK	INT	YDS	TDS
2013	PHL	5	2	0.0	0	0	1	0	0	0	0
2014	PHL	4	3	0.0	0	0	1	0	0	0	0
2015	PHL	3	2	0.0	0	0	0	0	0	0	0
2016	PHL	4	4	0.0	0	0	0	0	0	0	0
TOTALS		16	11	0.0	0	0	2	0	0	0	0

RETURNS

YEAR	TEAM	NO	YDS	AVG	TD	LONG
2013	PHL	3	7	2.3	0	7
2015	PHL	2	-2	-1.0	0	0
2016	PHL	3	-6	-2.0	0	0
TOTALS		8	-1	0.7	0	7

JAKE METZ (DL • 8)

HT: 6'6 | WT: 265 | COLLEGE: SHIPPENSBURG
BIRTHDAY: MARCH 16, 1991 | AGE: 26 | EXP: 2



SOUL 2016 SEASON: Tallied 29.0 total tackles, 7.5 sacks and three pass break-ups. Was awarded Defensive Lineman of the Year (2016)

AFL EXPERIENCE: During his rookie season with the Soul, Metz made seven tackles and one sack.

COLLEGE: Defensive Player of the Year (2013). In 2012, he broke single-season school record for sacks with 11.5. He was awarded AP All-America Second Team, Daktronics All-America First Team, D2Football.com's All-American Honorable Mention, Daktronics All-Super Region One First Team. Started all 13 games, posted high three sacks, 19 tackles for loss, 76 total tackles and five forced fumbles. In 2011, he started all 11 games. Recorded career-high 7.5 sacks, 10.5 tackles for loss and 30 solo tackles.

PERSONAL: Majored in Sociology at Shippensburg University. Most influenced in life by his father. Goal in life is to fulfill his greatest potential in everything he does.

SOUL FOOD: Nickname: Metzzy. Favorite food: Mac and Cheese. Favorite musical group: Rolling Stones. Favorite TV show: NFL Network. Favorite sports team growing up: Philadelphia Eagles. Hobbies: hunting, fishing, snowboarding and going to the beach.

CAREER TRANSACTIONS

2015 Philadelphia Soul

RECEIVING

YEAR	TEAM	RCV	YDS	AVG	TD
2016	PHL	1	4	4.0	1
TOTALS		1	4	4.0	1

RUSHING

YEAR	TEAM	ATT	YDS	AVG	TD
2015	PHL	1	1	1.0	0
TOTALS		1	1	1.0	0

DEFENSIVE

YEAR	TEAM	TACK	ASST	SACKS	PB	FF	FR	BLK	INT	YDS	TDS
2015	PHL	7	2	0.5	0	0	0	0	0	0	0
2016	PHL	22	14	7.0	3	2	0	0	0	0	0
TOTALS		29	16	7.5	3	2	0	0	0	0	0

KEITH NEWELL (OL • 72)**HT: 6'6 | WT: 310 | COLLEGE: DELAWARE STATE****BIRTHDAY: JANUARY 10, 1989 | AGE: 26 | EXP: 2**

SOUL 2016 SEASON: Appeared in three games with three starts as a guard. Recorded one catch for four yards.

AFL EXPERIENCE: Appeared in 14 games with 10 starts along the offensive line as a rookie with the Pittsburgh Power (2014).

COLLEGE: In 2010, appeared in 10 games in first season on the active roster. Helped lead the Hornets to MEAC No. 1 ranking in passing offense (248.9 ypg), No. 3 in scoring offense (24.7 ppg), No. 3 in third down conversions (37.5%) and No. 4 in total offense (342.3). Helped pave the way to a season-high 172 rushing yards in the Hornets' 29-7 victory over North Carolina Central (Nov. 6). Earned high marks for performance in Hornets' 421-yard effort vs. Howard (Nov. 20). Helped lead DSU to 351 total yards (156 rushing) in 31-26 victory over No. Carolina A&T.

PERSONAL: Studied Psychology at Rutgers before transferring to Delaware State University in 2009. The person who has influenced Keith the most in his life is his mother. His goal in life is to make a positive impact on the world and raise consciousness of inner city youth.

SOUL FOOD: Favorite TV show: Archer, Favorite Musical Group: Jay-Z, Favorite Food: BBQ Ribs, Favorite song to sing in the shower: "A House is Not a Home" by Luther Vandross. Nobody knows how much I like to: Write.

CAREER TRANSACTIONS

2012 Finished playing at Delaware State University

2014 Pittsburgh Power

2015 Philadelphia Soul

RECEIVING

YEAR	TEAM	RCV	YDS	AVG	TD
2016	PHL	1	4	4.0	0
TOTALS		1	4	4.0	0

DAVID OSEI (DL • 59)

HT: 6'4 | WT: 310 | COLLEGE: RUTGERS

BIRTHDAY: NOVEMBER 16, 1990 | AGE: 26 | EXP: R



COLLEGE EXPERIENCE: Osei broke out as a redshirt sophomore in 2011 playing in eight games with five starts. From 2010-2012, he played in 11 games with five starts and was a two-time Big East All-Academic Team member.

PERSONAL: Osei is a native to the Greater Philadelphia area. He attended Abington Senior High School where he played football and wrestled. He graduated from Rutgers University with his undergraduate degree in History. He is currently studying to complete his Masters in education at the University of Massachusetts.

SOUL FOOD: Favorite TV show: How To Make It In America. Favorite food: lasagna. Favorite sports team growing up: Philadelphia Eagles. Before a game I like to: focus on the task at hand and visualize my job.


CAREER TRANSACTIONS

2017 Philadelphia Soul

DAN RAUDABAUGH (QB • 5)

HT: 6'3 | WT: 230 | COLLEGE: MIAMI (OH)

BIRTHDAY: MARCH 30, 1987 | AGE: 28 | EXP: 6



SOUL 2016 SEASON: Raudabaugh completed 339-of-490 passes for 4,303 yards and 101 touchdowns, with only 13 interceptions.

AFL EXPERIENCE: Raudabaugh has been with the Soul since 2012. In his first season with the team, he set records for passing yards in a single season (4,790), passing touchdowns (115), pass completions (362) and touchdown passes in a game (11). In his second season (2013) he recorded 4,699 passing yards, 96 passing touchdowns and 390 pass completions and brought the team to the ArenaBowl. In 2014 he threw for 363 completions, 4,328 yards, 85 touchdowns. Prior to the Soul he played for the Dallas Vigilantes (2010-11) and recorded a total of 5,183 yards, 100 touchdowns, 18 interceptions, and completed 64% percent of his attempts. The 2015 season was a very successful one for the Soul's quarterback. He threw for 4,992 yards, 119 touchdowns and only 12 interceptions, with a quarterback rating of 122.39. He was also awarded the League's MVP award and *Russel Athletic* Offensive Player of the Year.

COLLEGE: Was a starter in each of his four letter-winning seasons (2006-2009) at Miami (OH). Ranks No. 5 in school history in passing yards with 5,352, No. 3 in school history in both completions with 511 and pass attempts with 916

PERSONAL: Majored in History at Miami (OH). Played high school baseball and was named District 6 AAAAA Pitcher of the Year as a senior.

SOUL FOOD: Nickname: Red. Favorite food: Steak and potatoes. Favorite Athletes Growing Up: Michael Jordan and Troy Aikman. Favorite movies: Jaws, Goodfellas and Anchorman. In his spare time he enjoys working out and spending time with family and friends.

CAREER TRANSACTIONS:

2009 Finished playing at Miami (OH) University

2010-2011 Dallas Vigilantes (AFL)

2012 Philadelphia Soul

PASSING

YEAR	TEAM	GP	COMP	ATT	%	YDS	TD	INT	QB RAT.
2010	DAL	2	31	46	67.4	442	10	1	128.8
2011	DAL	18	360	557	64.6	4741	90	17	118.27
2012	PHL	18	362	540	67.0	4790	115	18	120.6
2013	PHL	18	390	573	68.1	4699	96	14	122.37
2014	PHL	18	363	562	64.6	4328	85	18	112.46
2015	PHL	18	411	620	66.3	4995	119	12	122.41
2016	PHL	16	339	490	69.2	4303	101	13	124.86
TOTALS		108	2256	3388	66.6	28298	616	93	120.52

DAN RAUDABAUGH (QB • 5)

HT: 6'3 | WT: 230 | COLLEGE: MIAMI (OH)

BIRTHDAY: MARCH 30, 1987 | AGE: 28 | EXP: 6

RECEIVING

YEAR	TEAM	RCV	YDS	AVG	TD
2011	DAL	1	21	21.0	1
TOTALS		1	21	21.0	1

RUSHING

YEAR	TEAM	ATT	YDS	AVG	TD
2010	DAL	2	-2	-1.0	0
2011	DAL	15	8	-2.2	0
2012	PHL	13	-6	-0.2	2
2013	PHL	9	-18	-2.0	0
2014	PHL	5	17	3.4	0
2015	PHL	3	15	7.0	1
2016	PHL	1	-3	-3.0	0
TOTALS		49	11	-2.0	3

DEFENSIVE

YEAR	TEAM	TACK	ASST	SACKS	PB	FF	FR	BLK	INT	YDS	TDS
2011	DAL	0	0	0.0	0	0	1	0	0	0	0
2013	PHL	2	0	0.0	0	0	0	0	0	0	0
2016	PHL	1	1	0.0	0	0	0	0	0	0	0
TOTALS		3	1	0.0	0	0	1	0	0	0	0

DARIUS REYNOLDS (WR • 7)

HT: 6'2 | **WT:** 205 | **COLLEGE:** IOWA STATE
BIRTHDAY: APRIL 4, 1989 | **AGE:** 26 | **EXP:** 5



SOUL 2016 SEASON: Received 112 times earning 1,447 yards and 38 touchdowns. He rushed seven times for eight yards and scored two touchdowns. Reynolds also returned five times for 34 yards, scoring three touchdowns.

AFL EXPERIENCE: Earned Second Team All-Arena honors after setting career-highs with 126 catches for 1,884 yards and 39 touchdowns in 18 games with the Iowa Barnstormers (2014) Caught 48 receptions for 647 yards and 15 touchdowns in 12 games with the Iowa Barnstormers (2013). Caught three passes for 63 yards and a touchdown as a rookie with the Iowa Barnstormers (2012).

COLLEGE: Led the Cyclones with 43 receptions for 695 yards and seven touchdowns as a senior in 2011.

PERSONAL: Studied Communications at Iowa State University. Most influenced in life by his mother, brother, and son. His goal in life is to show his son the world and to always be there for his special moments.

SOUL FOOD: Nickname: Money. Favorite TV Show: Family Guy. Favorite Musical Group: Futuristic and Davon Terrel. Favorite Food: Chicken wings. Favorite Sports Team Growing Up: San Francisco 49ers, and Virginia Tech. Favorite Song to Sing in the Shower: Moment 4 Life by Nicki Minaj.

CAREER TRANSACTIONS

2012-14 Iowa Barnstormers (AFL)

2015 San Jose Sabercats (AFL)

2016 Philadelphia Soul

PASSING

YEAR	TEAM	GP	COMP	ATT	%	YDS	TD	INT	QB RAT.
2013	IWA	12	0	1	0.0	0	0	1	0.00
2014	IWA	18	1	2	50.0	6	0	0	56.25
TOTALS			1	3	50.0	6	0	1	56.25

RECEIVING

YEAR	TEAM	RCV	YDS	AVG	TD
2012	IWA	3	63	21.0	1
2013	IWA	47	619	13.5	15
2014	IWA	126	1885	15.0	39
2015	SJS	49	561	12.1	11
2016	PHL	112	1447	12.9	38
TOTALS		337	4575	14.9	104

DARIUS REYNOLDS (WR • 7)

HT: 6'2 | WT: 205 | COLLEGE: IOWA STATE

BIRTHDAY: APRIL 4, 1989 | AGE: 26 | EXP: 5

RUSHING

YEAR	TEAM	ATT	YDS	AVG	TD
2012	IWA	1	2	2.0	1
2013	IWA	3	6	2.0	0
2014	IWA	14	18	1.3	8
2015	SJS	17	9	1.4	4
2016	PHL	7	8	0.8	2
TOTALS		42	43	1.5	15

DEFENSIVE

YEAR	TEAM	TACK	ASST	SACKS	PB	FF	FR	BLK	INT	YDS	TDS
2012	IWA	2	0	0.0	0	0	0	0	0	0	0
2013	IWA	9	6	0.0	0	0	2	0	0	0	0
2014	IWA	5	1	0.0	0	1	0	0	0	0	0
2015	SJS	11	1	0.0	0	0	0	0	0	0	0
2016	PHL	5	2	0.0	0	0	0	0	0	0	0
TOTALS		32	10	0.0	0	1	2	0	0	0	0


RETURNS

YEAR	TEAM	NO	YDS	AVG	TD	LONG
2014	IWA	14	154	11.8	0	23
2015	SJS	1	0	1.0	0	0
2016	PHL	5	34	6.8	3	12
TOTALS		20	188	6.5	3	23

JAMES ROMAIN (DB • 25)

HT: 5'11 | WT: 175 | COLLEGE: DELAWARE STATE

BIRTHDAY: AUGUST 6, 1987 | AGE: 27 | EXP: 4



SOUL 2016 SEASON: Recorded 65 total tackles, 18 pass break-ups, one forced fumble and five interceptions for 47 yards and one touchdown.

AFL EXPERIENCE: Tallied 69 total tackles, 29 pass break-ups, three forced fumbles and was ranked in the top ten in the league for interceptions with 10 for 100 yards in 2015. Recorded 75 tackles, 16 assisted for the Soul in 2014. Caught five interceptions for 90 yards and two defensive touchdowns. In his rookie season with the team (2013), recorded 35 tackles, 15 assisted in 15 games played. Also assisted the team with three interceptions, 62 yards and one defensive touchdown. In 2014, he recorded 75 tackles, 16 assisted for the Soul. He caught 5 interceptions for 90 yards and 2 defensive touchdowns.

OTHER PRO EXPERIENCE: IFL Green Bay Blizzards (2012), IFL Fairbanks Grizzlies (2011) Runner up for Rookie of the Year and First Team IFL.

COLLEGE EXPERIENCE: He was named Delaware State's Defensive Most Valuable Player as a senior and finished with 47 tackles, 20 passes defended, 13 passes broken up and four interceptions. At Junior College (Hudson Valley CC) he got First Team All-American (2005).

PERSONAL: Received an Associates degree from Hudson Valley Community College in Social Science and his Bachelors degree from Delaware State University in Mass Communications Broadcast. His biggest influences in his life are his mother, Delaware State Coach Al Lavan, his younger brother and sister, and two nephews.

SOUL FOOD: Nickname: Jae-Ro. Enjoys hanging out with friends and playing video games. Favorite TV Show: Martin, Dave Chappelle Show, and Sports Center. Favorite Artist: is Jay-Z. Favorite Food: Curry Chicken with white rice and potatoes. Favorite Sports Team Growing up: Dallas Cowboys. Best Player He Ever Played Against: Joe Flacco. Best Non-Athletic Talent: drawing.

CAREER TRANSACTIONS:

2008 Finished playing at Delaware State University

2011 Fairbanks Grizzlies (IFL)

2012 Green Bay Blizzard (IFL)

2013 Assigned to Philadelphia Soul

DEFENSIVE

YEAR	TEAM	TACK	ASST	SACKS	PB	FF	FR	BLK	INT	YDS	TDS
2013	PHL	35	15	0.0	19	3	0	0	3	62	1
2014	PHL	75	16	0.0	18	2	4	0	5	90	2
2015	PHL	66	10	0.0	29	3	0	0	10	99	1
2016	PHL	54	18	0.0	18	1	0	0	5	47	1
TOTALS		230	59	0.0	84	9	4	0	23	298	5

RETURNS

YEAR	TEAM	NO	YDS	AVG	TD	LONG
2013	PHL	9	162	18.0	1	55
2014	PHL	10	164	16.4	1	58
2015	PHL	20	351	17.5	0	40
TOTALS		39	677	17.3	2	58

JOHN SHEEHY (DL • 11)**HT: 6'5 | WT: 265 | COLLEGE: WESTERN TEXAS A&M****BIRTHDAY: FEBRUARY 20, 1992 | AGE: 25 | EXP: R**

COLLEGE EXPERIENCE: He attended Blinn Community College for two years before transferring to Western Texas A&M for his junior season. In 2013, he saw action in 13 games with two starts and totaled 16 tackles with 10 solo stops. He redshirted his senior season in 2014 due to injury. In 2015, he was awarded LSC All-Conference Team, First Team Defensive Player and Fourth Team Don Hansen Super Region.

PERSONAL: Received an exercise science degree from Western Texas A&M University in 2015. Played football and basketball in high school.

SOUL FOOD: Enjoys working out and fishing in his spare time. Favorite TV Show: Power. Favorite Artist: 21 Savage. Favorite Food: Chicken and rice. Favorite Sports Team Growing up: Pittsburgh Steelers. First Jersey Owner: Jerome Bettis from the Pittsburgh Steelers. Best Non-Athletic Talent: Sleeping.

CAREER TRANSACTIONS:

2017 Philadelphia Soul

MICHAEL SIMONS (OL • 52)**HT: 6'4 | WT: 310 | COLLEGE: CENTRAL CONNECTICUT****BIRTHDAY: SEPTEMBER 8, 1989 | AGE: 27 | EXP: 3**

AFL EXPERIENCE: With the Orlando Predators, Simons tallied 229 rushing yards with 19 touchdowns and 174 receiving yards with one touchdown. In 2016, he received 60 yards and scored two touchdowns for the Arizona Rattlers.

COLLEGE EXPERIENCE: He appeared in three games and recorded one start.

PERSONAL: Coming Soon!

SOUL FOOD: Coming Soon!

CAREER TRANSACTIONS:

2014-2015 Orlando Predators

2016 Arizona Rattlers

2017 Philadelphia Soul

RECEIVING

YEAR	TEAM	RCV	YDS	AVG	TD
2014	ORL	4	25	6.25	0
2015	ORL	12	149	12.4	1
2016	AZ	5	60	12.0	2
TOTALS		21	234	11.1	3

RUSHING

YEAR	TEAM	ATT	YDS	AVG	TD
2014	ORL	25	64	2.5	6
2015	ORL	56	165	2.9	13
TOTALS		81	229	2.8	19


DEFENSIVE

YEAR	TEAM	TACK	ASST	SACKS	PB	FF	FR	BLK	INT	YDS	TDS
2014	ORL	2	0	0.0	0	0	0	0	0	0	0
2015	ORL	3	0	0.0	1	0	0	0	0	0	0
2016	AZ	1	0	0.0	0	0	0	0	0	0	0
TOTALS		6	0	0.0	1	0	0	0	0	0	0

LARICO STEVENSON (DB • 23)

HT: 5'10 | WT: 205 | COLLEGE: WEST GEORGIA

BIRTHDAY: AUGUST 22, 1984 | AGE: 32 | EXP: 7



SOUL 2016 SEASON: Tallied 31.5 total tackles, four pass break-ups, one forced fumble and one fumble recovery in the 2016 season.

AFL EXPERIENCE: Recorded 82 tackles and five interceptions with the Soul in 2015. Recorded 48 tackles, nine assisted and one interception for the 2014 Soul season. Also tallied 21 kick returns for 353 yards and one return for touchdown. Led the team in kick returns for the 2013 season with 35 returns for 449 yards. Defensively recorded 64 tackles, 20 assisted and a personal high of 7 interceptions in a season. Recorded 20 total tackles and 2 interceptions in the 6 games played with the Soul (2012). Pittsburgh Power (2012) recorded 27 tackles, 12 assists, five pass breakups and 2 interceptions, Pittsburgh Power (2011) recorded 38 tackles, 8 pass breakups and one interception, New Orleans VooDoo (2011), Tulsa Talons (2010) recorded 57 tackles, 16 assists and 2 interceptions.

PERSONAL: Graduated from West Georgia with a Computer Science degree. Biggest influence in his life is his Father. Goal in life is to succeed at everything he does by working hard and not taking anything for granted.

SOUL FOOD: Nickname: Rocko. Favorite TV Show: Martin Lawrence Show. Favorite Artists: Future, 2 Chainz, and Yo-Gotti. Favorite Food: "Everything". Best Non-Athletic Talent: Cooking. Enjoys playing basketball, shopping, fishing, hunting and watching movies. Favorite Sports Teams Growing Up: Tampa Bay Buccaneers, Memphis Grizzlies and the Los Angeles Lakers. Best player he has ever played against: Derrick Rose. Favorite Aspect of the AFL: Playing with the guys and battling day in and day out.

CAREER TRANSACTIONS:

2007 Finished playing at University of West Georgia

2010 Tulsa Talons (AFL)

2011 New Orleans VooDoo (AFL)

2011-2012 Pittsburgh Power (AFL)

2012 Philadelphia Soul

RECEIVING

YEAR	TEAM	RCV	YDS	AVG	TD
2010	TUL	2	16	8.0	0
TOTALS		2	16	8.0	0

LARICO STEVENSON (DB • 23)

HT: 5'10 | WT: 205 | COLLEGE: WEST GEORGIA

BIRTHDAY: AUGUST 22, 1984 | AGE: 32 | EXP: 7

DEFENSIVE

YEAR	TEAM	TACK	ASST	SACKS	PB	FF	FR	BLK	INT	YDS	TDS
2010	TUL	57	16	0.0	6	0	0	0	2	4	0
2011	PIT	38	7	0.0	8	0	2	0	1	8	0
2011	NOV	1	1	0.0	0	0	0	0	0	0	0
2012	PHL	19	2	0.0	2	1	2	0	2	4	0
2012	PIT	27	12	0.0	5	1	0	0	2	13	0
2013	PHL	63	20	0.0	12	2	3	0	7	72	0
2014	PHL	48	9	0.0	6	1	0	0	1	0	0
2015	PHL	78	8	0.0	5	0	1	0	4	45	0
2016	PHL	29	5	0.0	4	1	1	0	0	0	0
TOTALS		360	80	0.0	48	6	9	0	19	146	0

RETURNS

YEAR	TEAM	NO	YDS	AVG	TD	LONG
2010	TUL	5	37	7.4	1	0
2011	PIT	1	7	7.0	0	7
2013	PHL	35	451	12.8	0	26
2014	PHL	21	353	16.9	1	57
2015	PHL	44	801	18.2	0	40
2016	PHL	44	801	18.2	0	40
TOTALS		106	1649	12.5	2	57

JOSH TATE (DB • 6)

HT: 5'10 | **WT:** 180 | **COLLEGE:** CLARK

BIRTHDAY: September 26, 1994 | **AGE:** 22 | **EXP:** R

ADRIAN TREVINO (K • 12)

HT: 5'11 | WT: 185 | COLLEGE: MISSOURI VALLEY

BIRTHDAY: JANUARY 2, 1988 | AGE: 29 | EXP: 4

AFL EXPERIENCE: In 2013, Trevino made 25 extra points out of the 28 attempts for the Utah Blaze. During his two years with the Cleveland Gladiators, he made eight out of 12 field goals and scored 202 extra points out of 224.

OTHER PRO EXPERIENCE: IFL, Green Bay Blizzard (2012 and 2014).

COLLEGE EXPERIENCE: He earned NAIA All-American honors as a starting kicker for Missouri Valley.

PERSONAL: Coming Soon!

SOUL FOOD: Coming Soon!

CAREER TRANSACTIONS:

2012 Green Bay Blizzard (IFL)

2013 Utah Blaze

2014 Green Bay Blizzard (IFL)

2015-2016 Cleveland Gladiators

2017 Philadelphia Soul

DEFENSIVE

YEAR	TEAM	TACK	ASST	SACKS	PB	FF	FR	BLK	INT	YDS	TDS
2013	UTA	0	0	0.0	0	0	1	0	0	0	0
2015	CLE	2	3	0.0	0	0	0	0	0	0	0
2016	CLE	6	1	0.0	0	0	0	0	0	0	0
TOTALS		8	4	0.0	0	0	1	0	0	0	0

KICKING

YEAR	TEAM	FGM	FGA	XPM	XPA
2013	UTA	0	0	25	28
2015	CLE	7	8	104	117
2016	CLE	1	4	98	107
TOTALS		8	12	227	252

WAYNE TRIBUE (OL • 69)**HT: 6'3 | WT: 330 | COLLEGE: TEMPLE****BIRTHDAY: APRIL 30, 1990 | AGE: 27 | EXP: 2**

SOUL 2016 SEASON: Tribue played in all 16 games last season, which led the Soul to have the fewest quarterback sacks in the league.

AFL EXPERIENCE: Appeared in seven games for the Jacksonville Sharks (2015). Earned Second Team All-Arena honors as an offensive lineman with the Philadelphia Soul. Appeared in 15 games as a rookie (2014). Received Second Team All-Arena Team (2014).

PRO EXPERIENCE: Tribue has been on the Denver Broncos (2012), New Orleans Saints (2012), San Francisco 49ers (2013), and Dallas Cowboys (2014).

COLLEGE: Played in 49 games over four seasons with the Temple Owls. Started all 13 games at right guard as a senior in 2011.

PERSONAL: Studied Biochemistry at Temple University. Most influenced in life by his parents.

SOUL FOOD: Nickname: Pudding. Favorite TV Show: King of the Hill. Favorite Musical Group: The Roots. Favorite Food: Hunan Shrimp. Favorite Sports Team Growing Up: Denver Broncos.

CAREER TRANSACTIONS

2012 Denver Broncos/New Orleans Saints (NFL)

2013 San Francisco 49ers (NFL)

2014 Philadelphia Soul (AFL)

2015 Jacksonville Sharks (AFL)

2016 Philadelphia Soul

RECEIVING

YEAR	TEAM	RCV	YDS	AVG	TD
2014	PHL	3	19	6.3	2
TOTALS		3	19	6.3	2


DEFENSIVE

YEAR	TEAM	TACK	ASST	SACKS	PB	FF	FR	BLK	INT	YDS	TDS
2014	PHL	1	2	0.0	0	0	0	0	0	0	0
TOTALS		1	2	0.0	0	0	0	0	0	0	0

AARON WASCHA (WR • 20)

HT: 6'3 | WT: 205 | COLLEGE: MICHIGAN STATE

BIRTHDAY: MAY 2, 1992 | AGE: 24 | EXP: R



OTHER PRO EXPERIENCE: Played for the Oakland County Racers in the Rivals Professional Football League in 2017.


PERSONAL: Coming Soon!

SOUL FOOD: Coming Soon!

CAREER TRANSACTIONS:

2017 Oakland County Racers (RPFL)

2017 Philadelphia Soul

JUSTIN WELLS (OL • 74)**HT: 6'4 | WT: 310 | COLLEGE: ST. AUGUSTINE****BIRTHDAY: JANUARY 6, 1988 | AGE: 29 | EXP: 3****OTHER PRO EXPERIENCE:** Carolina Panthers (2012).**COLLEGE:** Started at left guard on an offensive line that set school single-season records for points (28.3) and total offensive yards (318.5) in 2010. Earned First-Team All-CIAA honors as a senior in 2010.**PERSONAL:** Coming Soon!**SOUL FOOD:** Coming Soon!**CAREER TRANSACTIONS**

2010 Finished playing at St. Augustine

2012 Carolina Panthers (NFL)

2013 Arizona Rattlers (AFL)

2014 Orlando Predators (AFL)

2014 Edmonton Eskimos (CFL)

2015 Las Vegas Outlaws (AFL)

2017 Philadelphia Soul

RECEIVING

YEAR	TEAM	RCV	YDS	AVG	TD
2015	LV	3	20	6.6	1
TOTALS		3	20	6.6	1

DEFENSIVE

YEAR	TEAM	TACK	ASST	SACKS	PB	FF	FR	BLK	INT	YDS	TDS
2015	LV	1	0	0.0	0	0	0	0	0	0	0
TOTALS		1	0	0.0	0	0	0	0	0	0	0



YEARLY BREAKDOWNS

YEARLY BREAKDOWNS- 2004

TEAM	W	L	PCT.	PF	PA	HOME	AWAY	DIV	CONF
New York	9	7	.562	849	770	5-3	4-4	5-3	7-4
Carolina	6	10	.375	735	868	3-5	3-5	4-4	5-8
Dallas	6	10	.375	782	855	3-5	3-5	4-4	4-7
Columbus	6	10	.375	791	862	3-5	3-5	3-5	4-8
Philadelphia	5	11	.312	737	796	4-4	1-7	4-4	4-7

SCORE BY QUARTER	1 st	2 nd	3 rd	4 th	TOTAL
PHILADELPHIA	138	228	122	249	737
Opponents	153	266	154	223	796

RUSHING	GP	ATT	GAIN	LOSS	NET	AVG	TD	LONG	AVG/G
Chris Ross	16	53	139	5	134	2.5	16	12	8.4
Travis McDonald	12	23	59	3	56	2.4	3	12	4.7
Marllon Jackson	4	14	48	5	43	3.1	2	20	10.8
Ricky Ross	12	8	30	6	24	3.0	3	19	2.0
Tyronne Jones	15	7	26	3	23	3.3	1	5	1.5
Derin Graham	13	5	15	0	15	3.0	2	8	1.2
Nick Browder	10	10	9	3	6	0.6	2	2	0.6
Tim Levick	2	1	6	0	6	6.0	0	6	3.0
Todd Hammel	15	3	4	0	4	1.3	0	2	0.3
Joe Jackson	11	0	2	0	2	0.0	0	0	0.2
Total	16	124	338	25	313	2.5	29	20	19.6
Opponents	16	131	328	35	293	2.2	32	28	18.3

PASSING	GP	RATING	ATT-CMP-INT	PCT	YDS	TD	LONG	AVG/G
Nick Browder	10	100.59	243-145-7	59.7	1685	31	41	168.5
Todd Hammel	15	98.15	247-143-12	57.9	1875	36	45	125.0
Tim Levick	2	41.11	30-13-2	43.3	161	1	48	80.5
Tyronne Jones	15	39.58	1-0-0	0.0	0	0	0	0.0
Ken Hinsley	16	39.58	2-0-0	0.0	0	0	0	0.0
Total	16	95.46	523-301-21	57.6	3721	68	48	232.6
Opponents	16	112.25	533-316-6	59.3	4172	70	48	260.8

RECEIVING	GP	REC	YDS	AVG	TD	LONG	AVG/G
Tyronne Jones	15	76	1000	13.2	18	48	66.7
Ricky Ross	12	57	756	13.3	16	41	63.0
Sean Scott	12	56	720	12.9	16	41	60.0
Derin Graham	13	37	390	10.5	3	40	30.0
Chris Ryan	16	14	179	12.8	5	25	11.2
Keita Crespina	12	8	166	20.8	1	42	13.8
Gary Compton	4	13	139	10.7	1	22	34.8
Kenneth Solomon	2	11	111	10.1	3	20	55.5
Marllon Jackson	4	7	80	11.4	4	27	20.0
Terrell Adams	4	6	70	11.7	0	25	17.5
Terrill Shaw	2	8	48	6.0	1	12	24.0
Dwayne Missouri	15	2	32	16.0	0	19	2.1
Travis McDonald	12	2	13	6.5	0	11	1.1
Dashane Dennis	3	1	9	9.0	0	9	3.0
J'Sharlon Jones	6	1	6	6.0	0	6	1.0
Travis Seaton	14	1	5	5.0	0	5	0.4
Totals	16	301	3721	12.4	68	48	232.6
Opponents	16	316	4172	13.2	70	48	260.8

FIELD GOALS	FGM-FGA	PCT	01-19	20-29	30-39	40-49	50-99	LONG	BLK
Ken Hinsley	13-31	41.9	0-0	5-8	2-4	4-8	2-11	52	4

FG RETURNS	RET	YDS	AVG	TD	LONG
Tyronne Jones	8	203	25.4	2	54
Ricky Ross	2	36	18.0	0	30
Keita Crespina	1	10	10.0	0	10
Deauntae Brown	1	17	17.0	0	17
Totals	12	262	21.8	2	54
Opponents	11	263	23.9	0	50

TEAM STATS	PHI	OPP
SCORING	737	796
Points Per Game	46.1	49.8
FIRST DOWNS	284	304
Rushing	44	42
Passing	186	209
Penalty	54	53
RUSHING YARDAGE	313	293
Yards gained rushing	338	328
Yards lost rushing	25	35
Rushing Attempts	124	131
Average Per Rush	2.5	2.2
Average Per Game	228.1	256.7
TDs Rushing	29	32
PASSING YARDAGE	3649	4107
Att-Comp-Int	524-301-21	533-316-6
Average Per Pass	7.0	7.7
Average Per Catch	12.1	13.0
Average Per Game	228.1	256.7
TDs Passing	68	70
TOTAL OFFENSE	3962	4400
Total Plays	660	676
Average Per Play	6.0	6.5
Average Per Game	247.6	275.0
KICK RETURNS: #-YARDS	94-1707	85-1353
FG RETURNS: #-YARDS	21.8	23.9
INT RETURNS: #-YARDS	6-37	21-297
KICK RETURN AVERAGE	18.2	15.9
FG RETURN AVERAGE	21.8	23.9
INT RETURN AVERAGE	6.2	14.1
FUMBLES-LOST	23-14	17-11
PENALTIES-YARDS	114-691	155-990
Average Per Game	43.2	61.9
TIME OF POSSESSION/GAME	29:15	30:43
3RD-DOWN CONVERSATIONS	46/99	51/110
3 rd -Down Pct.	46%	46%
4 th -DOWN CONVERSAIONS	8/18	10/19
4 th -Down Pct.	44%	53%
SACKS BY-YARDS	12-65	12-58
MISC YARDS	19	26
TOUCHDOWNS SCORED	103	111
FIELD GOALS-ATTEMPTS	13-31	9-33
4-point drop-kick FGs	0-0	0-0
PAT-ATTEMPTS	66-89	87-106
2-point drop-kick PATs	0-0	0-0
ATTENDANCE	134815	101270
Games/Avg Per Game	8/16852	8/12659

YEARLY BREAKDOWNS- 2004

TOTAL OFFENSE	GP	PLAYS	RUSH	PASS	TOTAL	AVG/G
Todd Hammel	15	250	4	1875	1879	125.3
Nick Browder	10	253	6	1685	1691	169.1
Tim Levick	2	31	6	161	167	83.5
Chris Ryan	16	53	134	0	134	8.4
Travis McDonald	12	23	56	0	56	4.7
Marlion Jackson	4	14	43	0	43	10.8
Ricky Ross	12	8	24	0	24	2.0
Tyronne Jones	15	8	23	0	23	1.5
Derin Graham	13	5	15	0	15	1.2
Joe Jackson	11	0	2	0	2	0.2
Ken Hinsley	16	2	0	0	0	0.0
Totals	305	647	313	3721	4034	252.1
Opponents	318	664	293	4172	4465	279.1

ALL-PURPOSE	GP	RUSH	REC	FG	KOR	IR	TOTAL	AVG/G
Tyronne Jones	15	23	1000	203	829	0	2055	137.0
Ricky Ross	12	24	756	36	587	0	1403	116.9
Sean Scott	12	0	720	0	8	0	728	60.7
Derin Graham	13	15	390	-4	219	0	620	47.7
Chris Ryan	16	134	179	0	0	0	313	19.6
Keita Crespina	12	0	166	10	23	0	199	16.6
Gary Compton	4	0	139	0	0	17	156	39.0
Marlion Jackson	4	43	80	0	0	0	123	30.8
Kenneth Solomon	2	0	111	0	0	0	111	55.5
Terrell Adams	4	0	70	0	8	0	78	19.5
Travis McDonald	12	56	13	0	0	0	69	5.8
Terrill Shaw	2	0	48	0	-1	0	47	23.5
Deauntae Brown	14	0	0	17	0	20	37	2.6
Dwayne Missouri	15	0	32	0	2	0	34	2.3
Travis Seaton	14	0	5	0	14	0	19	1.4
Joseph Todd	14	0	0	0	10	0	10	0.7
Dashane Dennis	3	0	9	0	0	0	9	3.0
Nick Browder	10	6	0	0	0	0	6	0.6
J'Sharlon Jones	6	0	6	0	0	0	6	1.0
Tim Levick	2	6	0	0	0	0	6	3.0
Cyron Brown	10	0	-3	0	8	0	5	0.5
Todd Hammel	15	4	0	0	0	0	4	0.3
Joe Jackson	11	2	0	0	0	0	2	0.2
Totals	16	313	3721	232	1707	37	6040	377.5
Opponents	16	293	4172	263	1353	297	6376	398.6

DEFENSE	GP	SOLO	AST.	TOT	TFL/YDS	SACKS-YDS
Deauntae Brown	14	64	25	76.5	0.5/1	0.0-0
Joseph Todd	14	65	21	75.5	1.0/3	0.0-0
Travis Seaton	14	36	11	41.5	1.0/2	0.0-0
Keita Crespina	12	22	8	26.0	0.0/0	0.0-0
Chris Ryan	16	17	10	22.0	3.5/13	2.0-7
J'Sharlon Jones	6	21	1	21.5	0.5/1	0.0-0
Sean Scott	12	15	12	21.0	0.5/2	0.0-0
Dwayne Missouri	15	13	7	16.5	3.0/16	2.5-16
Eric Gohlstin	16	14	4	16.0	1.5/8	1.5-8
Ricky Ross	12	12	8	16.0	2.0/5	0.0-0
Travis McDonald	12	9	9	13.5	4.5/22	2.0-14
Winfield Garnett	10	9	7	12.5	3.0/6	2.0-4
Cyron Brown	10	9	2	10.0	0.0/0	0.0-0
Dashane Dennis	3	7	0	7.0	0.0/0	0.0-0
Joe Jackson	11	5	2	6.0	0.0/0	0.0-0
Marlion Jackson	4	5	2	6.0	1.0/1	0.0-0
Ken Hinsley	16	4	3	5.5	0.0/0	0.0-0
Gary Compton	4	4	1	4.5	0.0/0	0.0-0
Dwayne Sabb	9	3	3	4.5	0.0/0	0.0-0
Terrell Adams	4	4	1	4.5	0.0/0	0.0-0
Derin Graham	13	2	4	4.0	0.0/0	0.0-0
Tyronne Jones	13	3	1	3.5	0.0/0	0.0-0
Corey Mayfield	5	3	1	3.5	1.5/10	0.0-0
Patrick Scott	7	2	3	3.5	0.5/0	0.0-0
Donovan Arp	5	2	3	3.5	0.0/0	0.0-0
Michael Harrison	2	2	1	2.5	0.0/0	0.0-0
C.J. McLain	4	1	3	2.5	0.0/0	0.0-0
Todd Hammel	15	2	0	2.0	0.0/0	0.0-0
Terrill Shaw	2	2	0	2.0	0.0/0	0.0-0
Lance Clelland	8	1	2	2.0	0.0/0	0.0-0
Kenneth Solomon	2	1	1	1.5	0.0/0	0.0-0
Nick Browder	10	1	0	1.0	0.0/0	0.0-0
Nate Bell	1	1	0	1.0	0.0/0	0.0-0
Totals	16	361	156	439.0	24.0/110	11.0-58
Opponents	16	332	166	415.0	25.0/77	12.0-58

DEFENSE	GP	INT-YDS	BRUP	QBH	FR-YDS	FF	BLK	SAF
Deauntae Brown	14	3-20	11	0	1-33	0	0	0
Joseph Todd	14	2-0	21	0	0-0	0	0	0
Travis Seaton	14	0-0	5	0	0-0	0	0	0
Keita Crespina	12	0-0	7	0	1-0	0	0	0
Chris Ryan	16	0-0	6	3	4-0	1	4	0
J'Sharlon Jones	6	0-0	6	0	0-0	0	0	0
Sean Scott	12	0-0	0	0	1-13	3	0	0
Dwayne Missouri	15	0-0	1	1	0-0	2	0	0
Eric Gohlstin	16	0-0	2	1	2-0	0	0	0
Ricky Ross	12	0-0	0	0	0-0	0	0	0
Travis McDonald	12	0-0	1	1	0-0	0	1	0
Winfield Garnett	10	0-0	0	1	0-0	1	0	0
Cyron Brown	10	0-0	0	3	0-0	0	0	0
Dashane Dennis	3	0-0	1	0	0-0	0	0	0
Joe Jackson	11	0-0	0	0	0-0	0	0	0
Marlion Jackson	4	0-0	0	0	0-0	1	0	0
Ken Hinsley	16	0-0	0	0	0-0	0	0	0
Gary Compton	4	1-17	2	0	0-0	1	0	0
Dwayne Sabb	9	0-0	0	0	0-0	0	0	0
Terrell Adams	4	0-0	1	0	0-0	0	0	0
Derin Graham	13	0-0	2	0	1-0	0	0	0
Tyronne Jones	15	0-0	0	0	0-0	0	0	0
Corey Mayfield	5	0-0	2	0	0-0	0	0	0
Patrick Scott	7	0-0	1	0	0-0	0	1	0
Donovan Arp	5	0-0	1	1	0-0	0	2	1
Michael Harrison	2	0-0	0	0	0-0	0	0	0
C.J. McLain	4	0-0	0	0	0-0	0	1	0
Todd Hammel	15	0-0	0	0	0-0	0	0	0
Terrill Shaw	2	0-0	0	0	0-0	0	0	0
Lance Clelland	8	0-0	0	0	0-0	0	0	0
Kenneth Solomon	2	0-0	0	0	0-0	0	0	0
Nick Browder	10	0-0	0	0	0-0	0	0	0
Nate Bell	1	0-0	0	0	0-0	0	0	0
Totals	16	6-37	70	11	10-46	9	9	1
Opponents	16	21-297	58	20	13-26	13	7	0

INTERCEPTIONS	NO.	YDS.	AVG.	TD	LONG
Deauntae Brown	3	20	6.7	0	17
Joseph Todd	2	0	0.0	0	0
Gary Compton	1	17	17.0	1	17
Totals	6	37	6.2	1	17
Opponents	21	297	14.1	5	50

KICK RETURNS	NO.	YDS.	AVG.	TD	LONG
Tyronne Jones	38	829	21.8	2	55
Ricky Ross	30	587	19.6	0	48
Derin Graham	12	219	18.63	0	53
Sean Scott	3	8	2.7	0	6
Travis Seaton	2	14	7.0	0	8
Dwayne Missouri	2	2	1.0	0	2
Keita Crespina	1	23	23.0	0	23
Joseph Todd	1	10	10.0	0	10
Terrell Adams	1	8	8.0	0	8
Cyron Brown	1	8	8.0	0	8
J'Sharlon Jones	1	0	0.0	0	0
Totals	93	1707	18.4	2	55
Opponents	84	26	4.3	4	12

FUMBLE RETURNS	NO.	YDS.	AVG.	TD	LONG
Deauntae Brown	1	33	33.0	0	33
Sean Scott	1	13	13.0	0	13
Eric Gohlstin	0	0	0.0	1	0
Totals	2	46	23.0	1	33
Opponents	6	26	4.3	4	12

YEARLY BREAKDOWNS- 2004

SCORING	TD	FG	PAT	RSH	RCV	PASS	2PT	SAF	PTS
Tyronne Jones	23	0-0	0-0	1-1	0	1-2	0	0	140
Chris Ryan	21	0-0	0-0	0-1	0	0-0	0	0	126
Ricky Ross	19	0-0	0-0	0-0	0	0-0	0	0	114
Ken Hinsley	0	13-31	30	0-0	0	3-0	0	0	105
Sean Scott	16	0-0	0-0	0-0	2	0-0	0	0	100
Marlion Jackson	6	0-0	0-0	0-0	0	0-0	0	0	36
Derin Graham	5	0-0	0-0	0-0	0	0-0	0	0	30
Travis McDonald	3	0-0	0-0	0-0	1	0-0	0	0	20
Kenneth Solomon	3	0-0	0-0	0-0	0	0-0	0	0	18
Gary Compton	2	0-0	0-0	0-0	0	0-0	0	0	12
Nick Browder	2	0-0	0-0	0-1	0	2-3	0	0	12
Eric Gohlstin	1	0-0	0-0	0-0	0	0-0	0	0	6
Keith Crespina	1	0-0	0-0	0-0	0	0-0	0	0	6
Terrill Shaw	1	0-0	0-0	0-0	0	0-0	0	0	6
Travis Seaton	0	0-0	0-0	0-0	1	0-0	0	0	2
Donovan Arp	0	0-0	0-0	0-0	0	0-0	0	1	2
Dwayne Missouri	0	0-0	0-0	0-0	1	0-0	0	0	2
Tod Hammel	0	0-0	0-0	0-0	0	1-2	0	0	0
Total	103	13-31	66-89	1-3	5	5-11	0	1	737
Opponents	111	9-33	87-106	2-3	2	2-3	0	0	788

YEARLY BREAKDOWNS- 2005

TEAM	W	L	PCT.	PF	PA	HOME	AWAY	DIV	CONF
New York	10	6	.625	862	798	7-1	3-5	6-0	7-3
Dallas	8	7	.531	888	825	4-3	4-4	4-2	6-4
Philadelphia	6	10	.375	852	905	4-4	2-6	1-5	4-6
Columbus	2	14	.125	718	908	1-7	1-7	1-5	1-9

SCORE BY QUARTER	1 st	2 nd	3 rd	4 th	TOTAL
PHILADELPHIA	181	314	140	217	852
Opponents	180	285	199	241	905

RUSHING	GP	ATT	GAIN	LOSS	NET	AVG	TD	LONG	AVG/G
Chris Ryan	13	53	141	9	135	2.5	16	17	10.4
Michael Bishop	1	10	65	0	65	6.5	3	27	65.0
Marlion Jackson	6	22	54	4	50	2.3	0	9	8.3
Chris Avery	1	6	31	2	29	4.8	1	18	29.0
Travis Reece	1	2	10	0	10	5.0	0	6	10.0
Wes Ours	7	4	10	0	10	2.5	1	4	1.4
Tony Graziani	16	13	6	0	6	0.5	2	2	0.4
Marvin Brown	1	2	5	0	5	2.5	1	3	5.0
Tyronne Jones	12	2	3	0	3	1.5	1	3	0.3
Sean Scott	15	2	3	0	3	1.5	2	2	0.2
Donovan Arp	11	3	4	2	2	0.7	0	4	0.2
Marcus Knight	11	6	5	3	2	0.3	0	2	0.2
Steve Smith	16	6	5	10	-5	-0.8	0	4	-0.3
Total	16	132	342	28	314	2.4	27	27	19.6
Opponents	16	128	493	20	473	3.7	29	37	29.6

PASSING	GP	RATING	ATT-CMP-INT	PCT	YDS	TD	LONG	AVG/G
Tony Graziani	16	111.65	555-328-15	59.1	4262	90	46	266.4
Michael Bishop	1	73.96	32-18-2	56.3	272	2	39	272.0
Tim Levick	10	0	8-1-2	12.5	19	0	19	1.9
Total	16	107.92	595-347-19	58.3	4553	92	46	284.6
Opponents	16	114.69	554-350-12	63.2	4012	86	45	250.8

RECEIVING	GP	REC	YDS	AVG	TD	LONG	AVG/G
Steve Smith	16	107	1443	13.5	28	46	90.2
Marcus Knight	11	64	886	13.8	23	45	80.5
Sean Scott	15	71	798	11.2	22	45	53.2
Tyronne Jones	12	28	416	14.9	7	32	34.7
Rob Milanese	6	13	265	20.4	5	29	44.2
Chris Brown	6	13	147	11.3	2	31	24.5
Keita Crespina	12	11	141	12.8	2	32	11.8
Chris Jackson	1	7	117	16.7	1	37	117.0
Terrill Shaw	3	10	94	9.4	0	19	31.3
Dennison Robinson	1	5	51	10.2	0	18	51.0
Anthony Hines	1	3	48	16.0	1	34	48.0
Marlion Jackson	6	5	40	8.0	1	16	6.7
Timon Marshall	1	1	39	39.0	0	39	39.0
Chris Ryan	13	2	21	10.5	0	11	1.6
Chris Avery	1	2	17	8.5	0	10	17.0
Konrad Dean	14	1	13	13.0	0	13	0.9
Cyron Brown	16	3	9	3.0	0	11	0.6
Joseph Todd	16	1	8	8.0	0	8	0.5
Totals	16	347	4553	13.1	92	46	284.6
Opponents	16	350	4012	11.5	86	45	250.8

FIELD GOALS	FGM-FGA	PCT	01-19	20-29	30-39	40-49	50-99	LONG	BLK
Tim Seder	6-16	37.5	2-3	4-4	0-3	0-2	0-4	25	2
Derek Schorejs	2-7	28.6	0-0	1-2	0-2	1-2	0-1	46	0

FG RETURNS	RET	YDS	AVG	TD	LONG
Steve Smith	5	98	19.6	0	23
Calvin Coleman	1	1	1.0	0	1
Chris Jackson	1	8	8.0	0	8
Totals	7	107	15.3	0	23
Opponents	3	43	14.3	0	30

TEAM STATS	PHI	OPP
SCORING	852	905
Points Per Game	53.3	56.8
FIRST DOWNS	316	347
Rushing	34	61
Passing	223	230
Penalty	59	56
RUSHING YARDAGE	211	576
Yards gained rushing	236	599
Yards lost rushing	25	23
Rushing Attempts	113	147
Average Per Rush	1.9	3.9
Average Per Game	13.2	36.0
TDs Rushing	23	33
PASSING YARDAGE	4218	4202
Att-Comp-Int	563-329-17	586-368-14
Average Per Pass	7.5	7.2
Average Per Catch	12.8	11.4
Average Per Game	263.6	262.6
TDs Passing	90	88
TOTAL OFFENSE	4429	4778
Total Plays	686	749
Average Per Play	6.5	6.4
Average Per Game	276.8	298.6
KICK RETURNS: #-YARDS	81-1491	92-1613
FG RETURNS: #-YARDS	6-99	4-51
INT RETURNS: #-YARDS	14-215	17-188
KICK RETURN AVERAGE	18.4	17.5
FG RETURN AVERAGE	16.5	12.8
INT RETURN AVERAGE	15.4	11.1
FUMBLES-LOST	16-12	33-14
PENALTIES-YARDS	130-805	163-951
Average Per Game	50.3	59.4
TIME OF POSSESSION/GAME	28:29	31:31
3RD-DOWN CONVERSATIONS	52/101	47/96
3 rd -Down Pct.	51%	49%
4 th -DOWN CONVERSAIONS	9/25	15/24
4 th -Down Pct.	36%	63%
SACKS BY-YARDS	16-82	10-63
MISC YARDS	6	329
TOUCHDOWNS SCORED	120	127
FIELD GOALS-ATTEMPTS	8-23	9-19
4-point drop-kick FGs	0-0	0-0
PAT-ATTEMPTS	102-117	116-127
2-point drop-kick PATs	0-0	0-0
ATTENDANCE	128968	103399
Games/Avg Per Game	8/16121	8/12925

YEARLY BREAKDOWNS- 2005

TOTAL OFFENSE	GP	PLAYS	RUSH	PASS	TOTAL	AVG/G
Tony Graziani	16	568	6	4262	4268	266.8
Michael Bishop	1	42	65	272	337	337.0
Chris Ryan	13	53	135	0	135	10.4
Marlion Jackson	6	22	50	0	50	8.3
Chris Avery	1	6	29	0	29	29.0
Tim Levick	10	8	0	19	19	1.9
Travis Reece	1	2	10	0	10	10.0
Wes Ours	7	4	10	0	10	1.4
Marvin Brown	1	2	5	0	5	5.0
Tyronne Jones	12	2	3	0	3	0.3
Sean Scott	15	2	3	0	3	0.2
Donovan Arp	11	3	2	0	2	0.2
Marcus Knight	11	6	2	0	2	0.2
Totals	329	727	314	4553	4867	304.2
Opponents	296	682	473	4012	4485	280.3

ALL-PURPOSE	GP	RUSH	REC	FG	KOR	IR	TOTAL	AVG/G
Steve Smith	16	-5	1443	98	1425	0	2961	165.1
Marcus Knight	11	2	886	0	0	0	888	80.7
Sean Scott	15	3	798	0	2	5	808	53.9
Tyronne Jones	12	3	416	0	7	0	426	35.5
Rob Milanese	6	0	265	0	0	0	265	44.2
Chris Jackson	1	0	117	8	75	0	200	200.0
Keita Crespina	12	0	141	0	11	26	178	14.8
Chris Ryan	13	135	21	0	0	13	169	13.0
Chris Brown	6	0	147	0	0	0	147	24.5
Terrill Shaw	3	0	94	0	0	0	94	31.3
Marlion Jackson	6	50	40	0	0	0	90	15.0
Eddie Moten	13	0	0	0	26	58	84	6.5
Michael Bishop	1	65	0	0	0	0	65	65.0
Anthony Hines	1	0	48	0	9	0	57	57.0
Dennison Robinson	1	0	51	0	0	0	51	51.0
Joseph Todd	16	0	8	0	20	19	47	2.9
Arkee Thompson	6	0	0	0	0	47	47	7.8
Chris Avery	1	29	17	0	0	0	46	46.0
Calvin Coleman	10	0	0	1	0	43	44	4.4
Timon Marshall	1	0	39	0	0	0	39	39.0
Konrad Dean	14	0	13	0	0	0	13	0.9
Travis Reece	1	10	0	0	0	0	10	10.0
Wes Ours	7	10	0	0	0	0	10	1.4
Cyron Brown	16	0	9	0	0	0	9	0.6
Tony Graziani	16	6	0	0	0	0	6	0.4
Donovan Arp	11	2	0	0	0	0	5	5.0
Marvin Brown	1	5	0	0	0	0	5	5.0
Totals	16	314	4553	107	1575	215	6764	422.8
Opponents	16	473	4012	43	1529	188	6245	390.3

DEFENSE	GP	SOLO	AST.	TOT	TFL/YDS	SACKS-YDS
Eddie Moten	13	64	15	71.5	1.0/3	0.0-0
Joseph Todd	16	54	12	60.0	0.0/0	0.0-0
Calvin Coleman	10	47	9	51.5	0.0/0	0.0-0
Sean Scott	15	32	21	42.5	2.0/11	0.0-0
Arkee Thompson	6	31	9	35.5	0.0/0	0.0-0
Keita Crespina	12	20	11	25.5	0.0/0	0.0-0
Cyron Brown	16	18	11	23.5	2.0/8	0.5-4
Marcus Knight	11	18	9	22.5	0.0/0	0.0-0
Dwayne Missouri	15	13	5	15.5	3.0/14	5.0-33
Winfield Garnett	16	9	7	12.5	3.5/11	2.5-10
Chris Ryan	13	11	2	12.0	2.0/10	0.0-0
Chris Brown	6	10	4	12.0	0.5/2	0.0-0
Marlion Jackson	6	8	7	11.5	1.0/1	0.0-0
Eric Gohlstin	16	7	8	11.0	1.0/1	0.0-0
Konrad Dean	14	10	1	10.5	2.0/5	1.0-4
Donovan Arp	11	7	2	8.0	4.0/22	4.0-22
Tyronne Jones	12	6	2	7.0	0.0/0	0.0-0
Rob Milanese	6	4	5	6.5	0.0/0	0.0-0
Wes Ours	7	4	2	5.0	1.0/3	1.0-3
Damon Mason	1	3	3	4.5	0.0/0	0.0-0
Tim Seder	9	3	3	4.5	0.0/0	0.0-0
Steve Smith	16	4	0	4.0	0.0/0	0.0-0
Arnold Miller	7	4	0	4.0	0.0/0	0.0-0
Dennison Robinson	1	3	1	3.5	0.0/0	0.0-0
Terrill Shaw	3	3	0	3.0	0.0/0	0.0-0
Derek Schorejs	7	2	0	2.0	0.0/0	0.0-0
Clarence Coleman	1	2	0	2.0	0.0/0	0.0-0
Jamal Wallace	2	2	0	2.0	0.0/0	0.0-0
Chris Avery	1	1	1	1.5	0.0/0	0.0-0
Tony Graziani	16	1	1	1.5	0.0/0	0.0-0
Marvin Brown	1	1	1	1.5	0.0/0	0.0-0
Cecil Doggette	1	0	2	1.0	0.0/0	0.0-0
Otis Moore	1	1	0	1.0	0.0/0	0.0-0
Joseph Polk	1	1	0	1.0	0.0/0	0.0-0
Sean Powell	1	1	0	1.0	0.0/0	0.0-0

DEFENSE (CONT)	GP	SOLO	AST.	TOT	TFL/YDS	SACKS-YDS
Mario Branch	2	1	0	1.0	1.0/3	1.0-3
Travis reece	1	0	1	0.5	0.0/0	0.0-0
Jason Gamble	1	0	1	0.5	0.0/0	0.0-0
Chris Jackson	1	0	1	0.5	0.0/0	0.0-0
Dan Koons	15	0	1	0.5	0.0/0	0.0-0
Totals	16	406	158	485.0	24.0/94	15.0-79
Opponents	16	306	168	390.0	24.0/93	10.0-63

DEFENSE	GP	INT-YDS	BRUP	QBH	FR-YDS	FF	BLK	SAF
Eddie Moten	13	4-58	18	0	0-0	0	0	0
Joseph Todd	16	1-19	6	0	0-0	0	0	0
Calvin Coleman	10	3-43	7	0	2-0	2	0	0
Sean Scott	15	1-5	4	0	1-0	2	0	0
Arkee Thompson	6	2-47	2	0	0-0	1	0	0
Keita Crespina	12	1-26	2	0	0-0	0	0	0
Cyron Brown	16	0-0	5	1	0-0	0	0	0
Marcus Knight	11	0-0	2	0	5-0	2	0	0
Dwayne Missouri	15	0-0	5	2	0-0	5	1	0
Winfield Garnett	16	0-0	0	2	0-0	2	0	0
Chris Ryan	13	1-13	6	1	0-0	2	2	0
Chris Brown	6	0-0	2	0	0-0	1	0	0
Marlion Jackson	6	0-0	1	2	2-13	0	0	0
Eric Gohlstin	16	0-0	0	1	0-0	1	0	0
Konrad Dean	14	0-0	0	0	1-0	2	0	0
Donovan Arp	11	1-4	0	1	1-0	1	1	0
Tyronne Jones	12	0-0	0	0	0-0	0	0	0
Rob Milanese	6	0-0	0	0	0-0	0	0	0
Wes Ours	7	0-0	1	0	0-0	1	0	0
Damon Mason	1	0-0	0	0	0-0	0	0	0
Tim Seder	9	0-0	0	0	0-0	1	0	0
Steve Smith	16	0-0	0	0	0-0	0	0	0
Arnold Miller	7	0-0	0	0	1-0	0	1	0
Dennison Robinson	1	0-0	0	0	0-0	0	0	0
Terrill Shaw	3	0-0	0	0	0-0	0	0	0
Derek Schorejs	7	0-0	0	0	0-0	0	0	0
Clarence Coleman	1	0-0	0	0	0-0	0	0	0
Jamal Wallace	2	0-0	0	0	0-0	0	0	0
Chris Avery	1	0-0	0	0	0-0	0	0	0
Tony Graziani	16	0-0	0	0	0-0	0	0	0
Marvin Brown	1	0-0	0	0	0-0	0	0	0
Cecil Doggette	1	0-0	0	0	0-0	0	0	0
Otis Moore	1	0-0	0	0	0-0	0	0	0
Joseph Polk	1	0-0	0	0	0-0	0	0	0
Sean Powell	1	0-0	0	0	0-0	0	0	0
Mario Branch	2	0-0	0	0	0-0	1	0	0
Travis Reece	1	0-0	0	0	0-0	0	0	0
Jason Gamble	1	0-0	0	0	0-0	0	1	0
Chris Jackson	1	0-0	0	0	0-0	0	0	0
Dan Koons	15	0-0	0	0	1-5	0	0	0
Totals	16	14-215	61	10	14-18	24	6	0
Opponents	16	17-188	57	21	12-3	7	4	0

INTERCEPTIONS	NO.	YDS.	AVG.	TD	LONG
Eddie Moten	4	58	14.5	0	44
Calvin Coleman	3	43	14.3	0	33
Arkee Thompson	2	47	23.5	1	30
Keita Crespina	1	26	26.0	0	26
Chris Ryan	1	13	13.0	0	13
Joseph Todd	1	19	19.0	0	19
Donovan Arp	1	4	4.0	0	4
Sean Scott	1	5	5.0	1	5
Totals	6	37	6.2	1	17
Opponents	21	297	14.1	5	50

KICK RETURNS	NO.	YDS.	AVG.	TD	LONG
Steve Smith	69	1425	20.7	3	57
Chris Jackson	6	75	12.5	0	20
Eddie Moten	5	26	5.2	0	10
Keita Crespina	2	11	5.5	0	10
Tyronne Jones	1	7	7.0	0	7
Joseph Todd	1	20	20.0	0	20
Anthony Hines	1	9	9.0	0	9
Sean Scott	1	2	2.0	0	2
Konrad Dean	1	0	0.0	0	0
Rob Milanese	1	0	0.0	0	0
Totals	93	1707	18.4	2	55
Opponents	84	26	4.3	4	12

YEARLY BREAKDOWNS- 2005

FUMBLE RETURNS	NO.	YDS.	AVG.	TD	LONG
Calvin Coleman	1	0	0.0	1	0
Marlion Jackson	1	13	13.0	0	13
Dan Koons	1	5	5.0	0	5
Sean Scott	0	0	0.0	1	0
Totals	3	18	6.0	2	13
Opponents	1	3	3.0	0	3

SCORING	TD	FG	PAT	RSH	RCV	PASS	2PT	SAF	PTS
Steve Smith	31	0-0	0-0	0-0	0	0-0	0	0	186
Sean Scott	26	0-0	0-0	0-0	1	0-0	0	0	158
Marcus Knight	23	0-0	0-0	0-0	0	0-0	0	0	138
Chris Ryan	16	0-0	0-0	1-1	0	0-0	0	0	96
Tim Seder	0	6-16	64-71	0-0	0	0-0	0	0	82
Tyronne Jones	8	0-0	0-0	0-0	0	0-0	0	0	48
Derek Schoreis	0	2-7	38-46	0-0	0	0-0	0	0	44
Rob Milanese	5	0-0	0-0	0-0	0	0-0	0	0	30
Micahel Bishop	3	0-0	0-0	0-0	0	0-0	0	0	18
Keita Crespina	2	0-0	0-0	0-0	0	0-0	0	0	12
Tony Graziani	2	0-0	0-0	0-0	0	0-0	0	0	12
Chris Brown	2	0-0	0-0	0-0	0	0-0	0	0	12
Chris Avery	1	0-0	0-0	0-0	0	0-0	0	0	6
Calvin Coleman	1	0-0	0-0	0-0	0	0-0	0	0	6
Anthony Hines	1	0-0	0-0	0-0	0	0-0	0	0	6
Marlion Jackson	1	0-0	0-0	0-0	0	0-0	0	0	6
Arkee Thompson	1	0-0	0-0	0-0	0	0-0	0	0	6
Chris Jackson	1	0-0	0-0	0-0	0	0-0	0	0	6
Wes Ours	1	0-0	0-0	0-0	0	0-0	0	0	6
Marvin Brown	1	0-0	0-0	0-0	0	0-0	0	0	6
Totals	126	8-23	102-117	1-1	1	1-2	0	0	886
Opponents	121	9-19	116-127	0-0	0	0-0	0	0	869

YEARLY BREAKDOWNS- 2006

TEAM	W	L	PCT.	PF	PA	HOME	AWAY	DIV	CONF
Dallas	13	3	.812	929	710	6-2	7-1	4-2	8-3
New York	10	6	.625	848	887	5-3	5-3	2-4	6-5
Philadelphia	9	7	.562	777	747	5-3	4-4	3-3	6-5
Columbus	8	8	.500	724	717	4-4	4-4	3-3	5-6

SCORE BY QUARTER	1 st	2 nd	3 rd	4 th	TOTAL
PHILADELPHIA	159	267	161	183	777
Opponents	128	227	184	202	747

RUSHING	GP	ATT	GAIN	LOSS	NET	AVG	TD	LONG	AVG/G
Wes Ours	14	50	132	2	130	2.6	11	12	9.3
Sean Scott	16	35	115	0	115	3.3	7	14	7.2
Chad Dukes	16	43	116	10	106	2.5	7	13	6.6
Mike Brown	15	35	105	4	101	2.9	4	13	6.7
Connell Maynor	4	5	29	0	29	5.8	0	13	7.3
Tony Graziani	12	6	12	0	12	2.0	2	8	1.0
Raheem Orr	16	5	3	0	3	0.6	0	2	0.2
Marcus Knight	6	1	1	0	1	1.0	0	1	0.2
Matt Sauk	14	13	0	4	-4	-0.3	0	0	-0.3
Total	16	194	513	22	491	2.5	31	14	30.7
Opponents	16	118	356	16	340	2.9	14	35	21.3

PASSING	GP	RATING	ATT-CMP-INT	PCT	YDS	TD	LONG	AVG/G
Matt Sauk	14	105.65	166-109-3	65.7	1046	20	29	74.7
Connell Maynor	4	116.67	21-13-0	61.9	118	4	39	29.5
Tony Graziani	12	98.37	389-232-11	59.6	2989	41	46	249.1
Total	16	101.43	576-354-14	61.5	4153	65	46	259.6
Opponents	16	99.59	577-357-28	61.9	4303	81	49	268.9

RECEIVING	GP	REC	YDS	AVG	TD	LONG	AVG/G
Sean Scott	16	87	999	11.5	17	44	62.4
Mike Brown	15	79	939	11.9	12	46	62.6
J.J. McKelvey	11	36	589	16.4	12	45	53.5
Rob Milanese	14	38	498	13.1	10	45	35.6
Marcus Knight	6	44	476	10.8	4	31	79.3
Steve Smith	8	41	419	10.2	5	34	52.4
Cornelius White	4	7	60	8.6	0	13	15.0
E.J. Burt	16	4	57	14.3	1	29	3.6
Connell Maynor	4	3	39	13.0	0	17	9.8
Wes Ours	14	4	33	8.3	1	17	2.4
Reggie Doster	16	5	22	4.4	1	8	1.4
Cyron Brown	8	1	9	9.0	0	9	1.1
Chad Dukes	16	2	6	3.0	1	3	0.4
Anthony Bright	2	1	4	4.0	0	4	2.0
Dwayne Missouri	16	2	3	1.5	1	2	0.2
Totals	16	354	4153	11.7	65	46	259.6
Opponents	16	357	4303	12.1	81	49	268.9

FIELD GOALS	FGM-FGA	PCT	01-19	20-29	30-39	40-49	50-99	LONG	BLK
Todd France	14-33	42.4	4-4	4-7	3-5	2-7	1-10	51	1

FG RETURNS	RET	YDS	AVG	TD	LONG
Mike Brown	7	135	19.3	0	33
Eddie Moten	2	15	7.5	0	8
Marcus Knight	2	29	14.5	0	18
Steve Smith	1	7	7.0	0	7
Sean Scott	1	41	41.0	0	41
Rob Milanese	1	17	17.0	0	17
Totals	14	244	17.4	0	41
Opponents	14	273	19.5	1	55

TEAM STATS	PHI	OPP
SCORING	777	747
Points Per Game	48.6	46.7
FIRST DOWNS	321	287
Rushing	60	32
Passing	213	217
Penalty	48	38
RUSHING YARDAGE	491	340
Yards gained rushing	513	356
Yards lost rushing	22	16
Rushing Attempts	194	118
Average Per Rush	2.5	2.9
Average Per Game	30.7	21.3
TDs Rushing	31	14
PASSING YARDAGE	4135	4196
Att-Comp-Int	576-354-14	577-357-28
Average Per Pass	7.2	7.3
Average Per Catch	11.7	11.8
Average Per Game	258.4	262.3
TDs Passing	65	81
TOTAL OFFENSE	4626	4536
Total Plays	775	716
Average Per Play	6.0	6.3
Average Per Game	289.1	283.5
KICK RETURNS: #-YARDS	78-1344	93-1724
FG RETURNS: #-YARDS	14-244	14-273
INT RETURNS: #-YARDS	28-278	14-181
KICK RETURN AVERAGE	17.2	18.5
FG RETURN AVERAGE	17.4	19.5
INT RETURN AVERAGE	9.9	12.9
FUMBLES-LOST	30-20	23-10
PENALTIES-YARDS	117-726	126-713
Average Per Game	45.4	44.6
TIME OF POSSESSION/GAME	31:06	29:22
3RD-DOWN CONVERSATIONS	54/122	46/114
3 rd -Down Pct.	44%	40%
4 th -DOWN CONVERSAIONS	16/30	18/36
4 th -Down Pct.	53%	50%
SACKS BY-YARDS	21-109	5-18
MISC YARDS	0	-16
TOUCHDOWNS SCORED	106	103
FIELD GOALS-ATTEMPTS	14-33	11-31
4-point drop-kick FGs	0-0	0-0
PAT-ATTEMPTS	95-103	72-84
2-point drop-kick PATs	0-0	0-0
ATTENDANCE	123708	102688
Games/Avg Per Game	8/15464	8/12836

YEARLY BREAKDOWNS- 2006

TOTAL OFFENSE	GP	PLAYS	RUSH	PASS	TOTAL	AVG/G
Tony Graziani	13	395	12	2989	3001	250.1
Matt Sauk	14	179	-4	1046	1042	74.4
Connell Maynor	4	26	29	118	147	36.8
Wes Ours	14	50	130	0	130	9.3
Sean Scott	16	35	115	0	115	7.2
Chad Dukes	16	43	106	0	106	6.6
Mike Brown	15	35	101	0	101	6.7
Raheem Orr	16	5	3	0	3	0.2
Marcus Knight	6	1	1	0	1	0.2
Totals	316	770	491	4153	4644	290.3
Opponents	315	695	340	4303	4643	290.2

ALL-PURPOSE	GP	RUSH	REC	FG	KOR	IR	TOTAL	AVG/G
Mike Brown	15	101	939	135	746	36	1957	130.5
Sean Scott	16	115	999	41	4	19	1178	73.6
Steve Smith	8	0	419	7	322	0	748	93.5
Marcus Knight	6	1	476	29	190	0	696	116.0
J.J. McKelvey	11	0	589	0	0	0	589	53.5
Rob Milanese	14	-2	498	17	56	0	569	40.6
Eddie Moten	16	0	0	15	0	168	183	11.4
Wes Ours	14	130	33	0	0	0	163	11.6
Chad Dukes	16	106	6	0	1	0	113	7.1
Connell Maynor	4	29	39	0	0	0	68	17.0
Cornelius White	4	0	60	0	0	0	60	15.0
E.J. Burt	16	0	57	0	0	0	57	3.6
Kevin Gaines	16	0	0	0	12	30	42	2.6
Reggie Doster	16	0	22	0	0	19	41	2.6
Anthony Bright	2	0	4	0	13	0	17	8.5
Tony Graziani	12	12	0	0	0	0	12	1.0
Cyron Brown	8	0	9	0	0	0	9	1.1
Raheem Orr	16	3	0	0	0	6	9	0.6
Dwayne Missouri	16	0	3	0	0	0	3	0.2
Totals	16	491	4153	244	1344	278	6510	406.9
Opponents	16	340	4303	273	1724	181	6821	426.3

DEFENSE	GP	SOLO	AST.	TOT	TFL/YDS	SACKS-YDS
Eddie Moten	16	91	26	104.5	0.0/0	0.0-0
Kevin Gaines	16	58	24	70.0	1.0/1	0.0-0
Mike Brown	15	36	19	45.5	0.0/0	0.0-0
Sean Scott	16	35	19	44.5	4.0/1	1.0-4
Reggie Doster	16	31	13	37.5	0.5/1	0.0-0
Raheem Orr	16	15	16	23.0	3.5/29	3.5-29
Dwayne Missouri	16	14	15	21.5	4.5/19	4.5-19
J.J. McKelvey	11	17	8	21.0	0.0/0	0.0-0
Chad Dukes	16	15	10	20.0	2.5/7	1.5-6
E.J. Burt	16	14	8	18.0	6.5/23	4.5-19
Ernest Allen	16	12	10	17.0	3.5/15	2.5-13
Wes Ours	14	12	6	15.0	0.0/0	0.0-0
Rob Milanese	14	11	0	11.0	0.0/0	0.0-0
Mike Mabry	15	6	4	8.0	4.0/13	2.0-11
Cornelius White	4	5	4	7.0	0.0/0	0.0-0
Cyron Brown	8	3	8	7.0	3.0/11	1.5-8
Todd France	16	5	2	6.0	0.0/0	0.0-0
Donny Klein	13	5	1	5.5	0.0/0	0.0-0
Marcus Knight	6	5	1	5.5	0.0/0	0.0-0
Aaron Boone	2	3	4	5.0	0.0/0	0.0-0
Clarence Curry	1	2	0	2.0	0.0/0	0.0-0
Steve Smith	8	1	1	1.5	0.0/0	0.0-0
Matt Sauk	14	1	0	1.0	0.0/0	0.0-0
Darnell Smith	2	1	0	1.0	0.0/0	0.0-0
Cecil Caldwell	2	0	1	0.5	0.0/0	0.0-0
Totals	16	398	200	498.0	33.0/129	21.0-109
Opponents	16	389	276	527.0	13.0/37	5.0-18

DEFENSE	GP	INT-YDS	BRUP	QB H	FR-YDS	FF	BLK	SAF
Eddie Moten	16	13-168	18	0	1-0	1	0	0
Kevin Gaines	16	5-30	11	0	0-0	1	0	0
Mike Brown	15	4-36	3	0	0-0	2	0	0
Sean Scott	16	2-19	5	0	2-0	0	0	0
Reggie Doster	16	3-19	6	0	1-2	2	0	0
Raheem Orr	16	1-6	1	0	0-0	1	0	0
Dwayne Missouri	16	0-0	5	1	0-0	2	0	0
J.J. McKelvey	11	0-0	1	0	0-0	1	0	0
Chad Dukes	16	0-0	4	1	2-0	0	1	0
E.J. Burt	16	0-0	1	0	0-0	2	0	0
Ernest Allen	16	0-0	2	3	0-0	1	1	0
Wes Ours	14	0-0	0	0	2-0	0	0	0
Rob Milanese	14	0-0	0	0	1-0	0	0	0
Mike Mabry	15	0-0	0	1	0-0	0	0	0
Cornelius White	4	0-0	0	0	0-0	0	0	0
Cyron Brown	8	0-0	0	0	0-0	0	0	0
Todd France	16	0-0	0	0	0-0	0	0	0
Donny Klein	13	0-0	0	0	0-0	0	0	0
Marcus Knight	6	0-0	0	0	0-0	0	0	0
Aaron Boone	2	0-0	1	0	0-0	0	0	0
Clarence Curry	1	0-0	1	0	0-0	0	0	0
Steve Smith	8	0-0	0	0	0-0	0	0	0
Matt Sauk	14	0-0	0	0	0-0	0	0	0
Darnell Smith	2	0-0	0	0	0-0	0	0	0
Cecil Caldwell	2	0-0	0	0	0-0	0	0	0
Totals	16	28-278	58	6	10-2	13	2	0
Opponents	16	14-181	51	8	20-27	10	3	2

INTERCEPTIONS	NO.	YDS.	AVG.	TD	LONG
Eddie Moten	13	168	12.9	3	35
Kevin Gaines	5	30	6.0	0	30
Mike Brown	4	36	9.0	0	35
Reggie Doster	3	19	6.3	0	10
Sean Scott	2	19	9.5	0	12
Raheem Orr	1	6	6.0	1	6
Totals	28	278	9.9	4	35
Opponents	14	181	12.9	3	47

KICK RETURNS	NO.	YDS.	AVG.	TD	LONG
Mike Brown	36	746	20.7	2	57
Steve Smith	19	322	16.9	0	33
Marcus Knight	12	190	15.8	0	40
Rob Milanese	4	56	14.0	0	20
Anthony Bright	3	13	4.3	0	12
Kevin Gaines	2	12	6.0	0	10
Chad Dukes	1	1	1.0	0	1
Sean Scott	1	4	4.0	0	4
Totals	78	1344	17.2	2	57
Opponents	93	1724	18.5	2	58

FUMBLE RETURNS	NO.	YDS.	AVG.	TD	LONG
Chad Dukes	2	0	0.0	1	0
Sean Scott	2	0	0.0	0	0
Reggie Doster	1	2	2.0	1	0
Eddie Moten	1	0	0.0	0	0
Rob Milanese	1	0	0.0	0	0
Kevin Gaines	0	0	0.0	1	0
Wes Ours	0	0	0.0	1	0
Totals	7	2	0.3	4	0
Opponents	15	27	1.8	2	14

YEARLY BREAKDOWNS- 2006

SCORING	TD	FG	PAT	RSH	RCV	PASS	2PT	SAF	PTS
Sean Scott	24	0-0	0-0	0-0	0	0-0	0	0	144
Todd France	0	14-33	95-103	0-0	0	0-0	0	0	137
Mike Brown	18	0-0	0-0	0-0	0	0-0	0	0	108
Wes Ours	13	0-0	0-0	0-0	0	0-0	0	0	78
J.J. McKelvey	12	0-0	0-0	0-0	0	0-0	0	0	72
Rob Milanese	10	0-0	0-0	0-0	0	0-0	0	0	60
Chad Dukes	9	0-0	0-0	0-0	0	0-0	0	0	54
Steve Smith	5	0-0	0-0	0-0	0	0-0	0	0	30
Marcus Knight	4	0-0	0-0	0-0	2	0-0	0	0	28
Eddie Moten	3	0-0	0-0	0-0	0	0-0	0	0	18
Tony Grazani	2	0-0	0-0	0-1	0	0-0	0	0	12
Reggie Doster	2	0-0	0-0	0-0	0	0-0	0	0	12
Kevin Gaines	1	0-0	0-0	0-0	0	0-0	0	0	6
E.J. Burt	1	0-0	0-0	0-0	0	0-0	0	0	6
Dwayne Missouri	1	0-0	0-0	0-0	0	0-0	0	0	6
Raheem Orr	1	0-0	0-0	0-0	0	0-0	0	0	6
Connell Maynor	0	0-0	0-0	0-0	0	0-1	0	0	0
Matt Sauk	0	0-0	0-0	0-0	0	2-2	0	0	0
Total	106	14-33	95-103	0-0	2	2-3	0	0	777
Opponents	103	11-31	72-84	1-4	5	5-16	0	2	739

YEARLY BREAKDOWNS- 2007

TEAM	W	L	PCT.	PF	PA	HOME	AWAY	DIV	CONF
Dallas	15	1	.937	1016	806	8-0	7-1	6-0	10-1
Philadelphia	8	8	.500	900	835	4-4	4-4	2-4	5-6
Columbus	7	9	.437	802	793	5-3	2-6	3-3	5-6
New York	5	11	.312	787	967	2-6	3-5	1-5	3-8

SCORE BY QUARTER	1 st	2 nd	3 rd	4 th	TOTAL
PHILADELPHIA	214	263	95	228	800
Opponents	215	236	150	234	835

RUSHING	GP	ATT	GAIN	LOSS	NET	AVG	TD	LONG	AVG/G
Wes Ours	15	39	133	4	129	3.3	8	14	8.6
Juston Wood	10	11	66	0	66	6.0	3	22	6.6
Idris Price	16	27	67	10	57	2.1	8	14	3.6
Charles Pauley	16	4	44	0	44	11.0	1	25	2.8
George Layne	1	6	19	2	17	2.8	0	14	17.0
Leon Murray	7	2	11	0	11	5.5	0	10	1.6
Jerrian James	8	6	10	0	10	1.7	0	3	1.3
Tony Graziani	12	3	4	0	4	1.3	3	2	0.3
Mike Brown	12	2	2	0	2	1.0	1	1	0.2
Clint Stoener	1	3	2	0	2	0.7	0	1	2.0
Sean Scott	9	7	8	7	1	0.1	0	4	0.1
Total	16	110	366	23	343	3.1	24	25	21.4
Opponents	16	115	275	19	256	2.2	22	23	16.0

PASSING	GP	RATING	ATT-CMP-INT	PCT	YDS	TD	LONG	AVG/G
Clint Stoener	1	94.91	38-24-0	63.2	242	2	23	242.0
Tony Graziani	12	116.95	362-225-8	62.2	2841	64	45	236.8
Juston Wood	10	88.33	143-84-9	58.7	980	20	40	98.0
Leon Murray	7	57.64	21-9-3	42.9	100	4	33	14.3
Total	16	108.18	564-342-20	60.6	4163	90	45	260.2
Opponents	16	107.53	622-382-19	61.4	4721	88	49	295.1

RECEIVING	GP	REC	YDS	AVG	TD	LONG	AVG/G
Charles Pauley	16	104	1473	14.2	27	45	92.1
Larry Brackins	10	56	786	14.0	20	40	78.6
J.J. McKelvey	13	50	544	10.9	19	34	41.8
Sean Scott	9	47	526	11.2	8	38	58.4
Jerrian James	8	36	355	9.9	9	45	44.4
C.J. Johnson	2	10	128	12.8	2	30	64.0
Steve Gonzalez	6	15	128	8.5	3	22	21.3
Wes Ours	15	12	112	9.3	1	19	7.5
Mike Brown	12	8	94	11.8	1	21	7.8
Scottie Vines	1	1	12	12.0	0	12	12.0
Martin Bibla	16	2	4	2.0	0	3	0.3
George Layne	1	1	1	1.0	0	1	1.0
Totals	16	342	4163	12.2	90	45	260.2
Opponents	16	382	4721	12.4	88	49	295.1

FIELD GOALS	FGM-FGA	PCT	01-19	20-29	30-39	40-49	50-99	LONG	BLK
Todd France	9-16	56.3	0-0	3-5	3-4	2-4	1-3	52	1

FG RETURNS	RET	YDS	AVG	TD	LONG
Eddie Moten	5	60	12.0	0	22
Mike Brown	2	13	6.5	0	11
Dwayne Missouri	1	30	30.0	0	30
Charles Pauley	1	13	13.0	0	13
Brian Mance	1	0	0.0	0	0
Jason Davis	0	18	0.0	1	18
Totals	10	134	13.4	1	30
Opponents	4	42	10.5	1	20

TEAM STATS	PHI	OPP
SCORING	900	835
Points Per Game	56.3	52.2
FIRST DOWNS	318	328
Rushing	43	34
Passing	233	236
Penalty	42	58
RUSHING YARDAGE	343	256
Yards gained rushing	366	275
Yards lost rushing	23	19
Rushing Attempts	110	115
Average Per Rush	3.1	2.2
Average Per Game	21.4	16.0
TDs Rushing	24	22
PASSING YARDAGE	4122	4600
Att-Comp-Int	564-342-20	622-382-19
Average Per Pass	7.3	7.4
Average Per Catch	12.1	12.0
Average Per Game	257.6	287.5
TDs Passing	90	88
TOTAL OFFENSE	4465	4856
Total Plays	683	757
Average Per Play	6.5	6.4
Average Per Game	279.1	303.5
KICK RETURNS: #-YARDS	98-1843	91-1593
FG RETURNS: #-YARDS	10-134	4-42
INT RETURNS: #-YARDS	19-279	20-130
KICK RETURN AVERAGE	18.8	17.5
FG RETURN AVERAGE	13.4	10.5
INT RETURN AVERAGE	14.7	6.5
FUMBLES-LOST	21-15	24-18
PENALTIES-YARDS	142-834	139-834
Average Per Game	52.1	52.1
TIME OF POSSESSION/GAME	28:25	31:35
3RD-DOWN CONVERSATIONS	54/96	51/114
3 rd -Down Pct.	56%	45%
4 th -DOWN CONVERSAIONS	11/23	19/32
4 th -Down Pct.	48%	59%
SACKS BY-YARDS	20-121	9-41
MISC YARDS	39	-4
TOUCHDOWNS SCORED	126	119
FIELD GOALS-ATTEMPTS	9-16	7-22
4-point drop-kick FGs	0-0	0-0
PAT-ATTEMPTS	105-120	98-114
2-point drop-kick PATs	0-0	0-0
ATTENDANCE	126735	92161
Games/Avg Per Game	8/15842	8/11520

YEARLY BREAKDOWNS- 2007

TOTAL OFFENSE	GP	PLAYS	RUSH	PASS	TOTAL	AVG/G
Tony Graziani	12	365	4	2841	2845	237.1
Juston Wood	10	154	66	980	1046	104.6
Clint Stoener	1	41	2	242	244	244.0
Wes Ours	15	39	129	0	129	8.6
Leon Murray	7	23	11	100	111	5.9
Idris Price	16	27	57	0	57	3.6
Charles Pauley	16	4	44	0	44	2.8
George Layne	1	6	17	0	17	17.0
Jerrian James	8	6	10	0	10	1.3
Mike Brown	12	2	2	0	2	0.2
Sean Scott	9	7	1	0	1	0.1
Totals	318	674	343	4163	4506	281.6
Opponents	314	737	256	4721	4977	311.1

ALL-PURPOSE	GP	RUSH	REC	FG	KOR	IR	TOTAL	AVG/G
Charles Pauley	16	44	1473	13	733	0	2263	141.4
Mike Brown	12	2	94	13	919	37	1065	88.8
Larry Brackins	10	0	786	0	0	0	786	78.6
J.J. McKelvey	13	0	544	0	0	6	550	42.3
Sean Scott	9	1	526	0	4	0	531	59.0
Jerrian James	8	10	355	0	0	0	365	45.6
Eddie Moten	16	0	0	60	49	204	313	19.6
Wes Ours	15	129	112	0	0	0	241	16.1
Steve Gonzalez	6	0	128	0	113	0	241	40.2
C.J. Johnson	2	0	128	0	6	0	134	67.0
Juston Wood	10	66	0	0	0	0	66	6.6
Idris Price	16	57	0	0	0	0	57	3.6
Kevin Gaines	7	0	0	0	19	12	31	4.4
Dwayne Missouri	16	0	0	30	0	0	30	1.9
Johnnie Harris	6	0	0	0	0	20	20	3.3
Jason Davis	2	0	0	18	0	0	18	9.0
George Layne	1	17	1	0	0	0	18	18.0
Scottie Vines	1	0	12	0	0	0	12	12.0
Leon Murray	7	11	0	0	0	0	11	1.6
Tony Graziani	12	4	0	0	0	0	4	0.3
Martin Bibla	16	0	4	0	0	0	4	0.3
Clint Stoener	1	2	0	0	0	0	2	2.0
Totals	16	343	4163	134	1843	279	6762	422.6
Opponents	16	256	4721	42	1593	130	6742	421.4

DEFENSE	GP	SOLO	AST.	TOT	TFL/YDS	SACKS-YDS
Eddie Moten	16	75	28	89.0	0.0/0	0.0-0
Mike Brown	12	57	21	67.5	1.0/2	0.0-0
Brian Mance	15	45	9	49.5	0.0/0	0.0-0
Idris Price	16	30	19	39.5	5.5/22	2.0-16
Jerrian James	8	19	12	25.0	1.0/4	0.0-0
Johnnie Harris	6	24	1	24.5	0.0/0	0.0-0
Kevin Gaines	7	18	6	21.0	0.0/0	0.0-0
Bryan Save	16	8	24	20.0	4.0/17	3.0-14
J.J. McKelvey	13	15	9	19.5	0.0/0	0.0-0
Dwayne Missouri	16	14	10	19.0	6.0/43	6.0-43
Sean Scott	9	13	9	17.5	2.0/3	1.0-1
Aric Williams	4	11	10	16.0	0.0/0	0.0-0
Raheem Orr	12	13	5	15.5	0.0/0	0.0-0
Gabe Nyenhuis	10	9	10	14.0	4.0/21	3.0-18
Larry Brackins	10	10	5	12.5	0.0/0	0.0-0
Steve Gonzalez	6	7	1	7.5	0.0/0	0.0-0
Felipe Claybrooks	5	5	5	7.5	2.0/5	1.0-4
Todd France	16	6	2	7.0	0.0/0	0.0-0
Delbert Cowsette	6	1	5	3.5	0.0/0	0.0-0
Charles Pauley	16	2	0	2.0	0.0/0	0.0-0
C.J. Johnson	2	2	0	2.0	0.0/0	0.0-0
Leon Murray	7	1	0	1.0	0.0/0	0.0-0
Wes Ours	15	1	0	1.0	0.0/0	0.0-0
Juston Wood	10	1	0	1.0	0.0/0	0.0-0
Mike Mabry	16	0	2	1.0	0.0/0	0.0-0
Martin Bibla	16	1	0	1.0	0.0/0	0.0-0
Phil Bogle	16	1	0	1.0	0.0/0	0.0-0
Jason Davis	2	0	1	0.5	0.5/1	0.0-0
Totals	16	389	194	486.0	26.0/118	17.0-96
Opponents	16	343	194	440.0	18.0/56	8.0-37

DEFENSE	GP	INT-YDS	BRUP	QBH	FR-YDS	FF	BLK	SAF
Eddie Moten	16	6-204	2	4	0-0	1	0	0
Mike Brown	12	6-37	2	0	2-3	0	0	0
Brian Mance	15	0-0	4	0	2-0	2	0	0
Idris Price	16	0-0	4	1	1-0	2	3	0
Jerrian James	8	0-0	1	0	2-0	0	0	0
Johnnie Harris	6	2-20	2	0	0-0	0	0	0
Kevin Gaines	7	1-12	5	0	0-0	0	0	0
Bryan Save	16	0-0	0	3	2-0	2	0	0
J.J. McKelvey	13	1-6	2	1	0-0	0	0	0
Dwayne Missouri	16	0-0	4	1	4-0	6	1	1
Sean Scott	9	0-0	3	0	2-0	0	0	0
Aric Williams	4	0-0	2	0	1-0	0	0	0
Raheem Orr	12	0-0	1	1	0-0	0	0	0
Gabe Nyenhuis	10	0-0	2	2	0-0	2	0	0
Larry Brackins	10	0-0	0	0	0-0	0	0	0
Steve Gonzalez	6	0-0	0	0	0-0	0	0	0
Felipe Claybrooks	5	0-0	2	0	1-1	0	1	0
Todd France	16	0-0	0	0	1-0	0	0	0
Delbert Cowsette	6	0-0	0	0	0-0	0	0	0
Charles Pauley	16	0-0	1	0	0-0	0	0	0
C.J. Johnson	2	0-0	0	0	0-0	0	0	0
Leon Murray	7	0-0	0	0	0-0	0	0	0
Wes Ours	15	0-0	0	0	0-0	0	0	0
Juston Wood	10	0-0	0	0	0-0	0	0	0
Mike Mabry	16	0-0	0	0	0-0	0	0	0
Martin Bibla	16	0-0	0	0	0-0	0	0	0
Phil Bogle	16	0-0	0	0	0-0	0	0	0
Jason Davis	2	0-0	0	0	0-0	0	0	0
Totals	16	19-279	58	9	18-4	15	5	1
Opponents	16	20-130	64	15	15-17	15	3	1

INTERCEPTIONS	NO.	YDS.	AVG.	TD	LONG
Eddie Moten	9	204	22.7	3	50
Mike Brown	6	37	6.2	0	30
Johnnie Harris	2	20	10.0	0	17
Kevin Gaines	1	12	12.0	0	12
J.J. McKelvey	1	6	6.0	0	6
Totals	19	279	14.7	3	50
Opponents	20	130	6.5	3	39

KICK RETURNS	NO.	YDS.	AVG.	TD	LONG
Mike Brown	44	919	20.9	1	56
Charles Pauley	37	733	19.8	1	57
Steve Gonzalez	9	113	12.6	0	20
Eddie Moten	4	49	12.3	0	19
Kevin Gaines	2	19	9.5	0	19
Sean Scott	1	4	4.0	0	4
C.J. Johnson	1	6	6.0	0	6
Totals	98	1843	18.8	8	57
Opponents	91	1593	17.5	5	57

FUMBLE RETURNS	NO.	YDS.	AVG.	TD	LONG
Dwayne Missouri	3	0	0.0	1	0
Mike Brown	2	3	1.5	1	3
Sean Scott	2	0	0.0	0	0
Jerrian James	2	0	0.0	0	0
Brian Mance	2	0	0.0	2	0
Bryan Save	2	0	0.0	0	0
Idris Price	1	0	0.0	0	0
Todd France	1	0	0.0	0	0
Felipe Claybrooks	1	1	1.0	1	1
Aric Williams	1	0	0.0	1	0
Totals	17	4	0.2	6	3
Opponents	14	17	1.2	0	9

YEARLY BREAKDOWNS- 2007

SCORING	TD	FG	PAT	RSH	RCV	PASS	2PT	SAF	PTS
Charles Pauley	29	0-0	0-0	0-0	0	0-0	0	0	174
Todd France	0	9-16	105-120	0-0	0	0-0	0	0	132
Larry Brackins	20	0-0	0-0	0-0	1	0-0	0	0	122
J.J. McKelvey	19	0-0	0-0	0-0	1	0-0	0	0	116
Wes Ours	9	0-0	0-0	0-0	1	0-0	0	0	56
Jerrian James	9	0-0	0-0	0-0	0	0-0	0	0	54
Idris Price	8	0-0	0-0	1-1	0	0-0	0	0	50
Sean Scott	8	0-0	0-0	0-0	0	0-0	0	0	48
Mike Brown	4	0-0	0-0	0-0	0	0-0	0	0	24
Tony Graziani	3	0-0	0-0	1-1	0	2-2	0	0	20
Eddie Moten	3	0-0	0-0	0-0	0	0-0	0	0	18
Juston Wood	3	0-0	0-0	0-0	0	0-0	0	0	18
Steve Gonzalez	3	0-0	0-0	0-0	0	0-0	0	0	18
C.J. Johnson	2	0-0	0-0	0-0	0	0-0	0	0	12
Brian Mance	2	0-0	0-0	0-0	0	0-0	0	0	12
Dwayne Missouri	1	0-0	0-0	0-0	0	0-0	0	1	8
Jason Davis	1	0-0	0-0	0-0	0	0-0	0	0	6
Felipe Claybrooks	1	0-0	0-0	0-0	0	0-0	0	0	6
Aric Williams	1	0-0	0-0	0-0	0	0-0	0	0	6
Leon Murray	0	0-0	0-0	0-1	0	0-0	0	0	0
Clint Stoener	0	0-0	0-0	0-0	0	1-1	0	0	0
Total	126	9-16	105-120	2-3	3	3-3	0	1	900
Opponents	119	7-22	98-114	0-0	0	0-5	0	1	835

YEARLY BREAKDOWNS- 2008

TEAM	W	L	PCT.	PF	PA	HOME	AWAY	DIV	CONF
Philadelphia	13	3	.812	992	810	7-1	6-2	7-1	9-2
Dallas	12	4	.750	861	798	6-2	6-2	6-2	9-2
Cleveland	9	7	.562	901	895	6-2	3-5	4-4	5-6
New York	8	8	.500	822	819	5-3	3-5	2-6	4-7
Columbus	3	13	.187	750	893	2-6	1-7	1-7	2-10

SCORE BY QUARTER	1 st	2 nd	3 rd	4 th	TOTAL
PHILADELPHIA	214	298	237	243	992
Opponents	195	231	159	224	809

RUSHING	GP	ATT	GAIN	LOSS	NET	AVG	TD	AVG/G
Matt D'Orazio	16	56	229	5	224	4.0	11	14.0
Clifton Smith	15	50	140	9	131	2.6	10	8.7
Wes Ours	16	23	80	1	79	3.4	3	4.9
Glen Gauntt	3	1	11	0	11	11.0	0	3.7
Tony Graziani	7	1	6	0	6	11.0	0	0.9
Brent Holmes	5	1	3	0	3	3.0	0	0.6
Kenny Henderson	2	1	2	0	2	2.0	0	1.0
Mike Brown	11	1	0	0	0	0.0	0	0.0
Chris Jackson	16	1	0	2	-2	-2.0	0	-0.1
Total	16	135	471	17	454	3.4	24	28.4
Opponents	16	114	531	159	372	3.3	33	23.3

PASSING	GP	RATING	ATT-CMP-INT	PCT	YDS	TD	LONG	AVG/G
Matt D'Orazio	16	131.3	416-301-4	72.4	3331	72	43	208.2
Tony Graziani	7	120.7	129-86-4	66.7	1138	30	39	162.6
Glen Gauntt	3	42.7	8-3-1	37.5	34	1	17	11.3
Chris Jackson	16	158	1-1-0	100.0	16	1	16	16.0
Total	16	127.7	554-391-9	70.6	4519	104	43	282.4
Opponents	16	109.4	594-383-16	64.5	4561	78	45	285.1

RECEIVING	GP	REC	YDS	AVG	TD	LONG	AVG/G
Chris Jackson	16	140	1719	12.3	49	41	107.4
Larry Brackins	15	107	1395	13	29	43	93.0
Darius Watts	6	38	376	9.9	5	27	62.7
Brent Holmes	5	36	343	9.5	6	27	68.6
Sean Scott	6	13	144	11.1	1	25	24.0
Wes Ours	16	13	96	7.4	2	20	6.0
Clif Dell	1	12	117	9.8	2	18	117.0
Kenny Henderson	2	10	122	12.2	3	26	61.0
Martin Bibla	16	8	82	10.3	1	15	5.1
Phil Bogle	16	7	60	8.6	6	21	3.8
Jamall Broussard	1	5	44	8.8	0	19	44.0
Mike Brown	11	2	21	10.5	0	17	1.9
Totals	16	391	4519	11.6	104	43	282.4
Opponents	16	383	4561	11.9	78	45	285.1

FIELD GOALS	FGM-FGA	PCT	01-19	20-29	30-39	40-49	50-99	LONG	BLK
Connor Hughes	5-14	35.7	1-1	1-5	3-6	0-2	0-0	38	0

FG RETURNS	RET	YDS	AVG	TD	LONG
Mike Brown	1	5	5.0	0	5
Eddie Moten	1	27	27.0	0	27
Totals	2	32	16.0	0	27
Opponents	6	96	16.3	0	31

TEAM STATS	PHI	OPP
SCORING	992	810
Points Per Game	62.0	50.6
FIRST DOWNS	357	342
Rushing	48	54
Passing	266	249
Penalty	43	39
RUSHING YARDAGE	460	372
Yards gained rushing	471	531
Yards lost rushing	17	159
Rushing Attempts	135	114
Average Per Rush	3.4	3.3
Average Per Game	28.8	23.3
TDs Rushing	25	33
PASSING YARDAGE	4433	4416
Att-Comp-Int	554-391-9	594-383-16
Average Per Pass	8.2	7.7
Average Per Catch	8.2	7.7
Average Per Game	277.1	276.0
TDs Passing	104	78
TOTAL OFFENSE	4893	4788
Total Plays	708	732
Average Per Play	6.9	6.5
Average Per Game	305.8	299.3
KICK RETURNS: #-YARDS	92-1571	104-1709
FG RETURNS: #-YARDS	4-34	6-96
INT RETURNS: #-YARDS	16-202	9-76
KICK RETURN AVERAGE	15.9	16.4
FG RETURN AVERAGE	16.0	16.3
INT RETURN AVERAGE	17.6	8.4
FUMBLES-LOST	15-8	27-16
PENALTIES-YARDS	112/715	118/860
Average Per Game	44.7	42.5
TIME OF POSSESSION/GAME	29:41	30:19
3RD-DOWN CONVERSATIONS	55/92	56/101
3 rd -Down Pct.	59%	55%
4 th -DOWN CONVERSAIONS	19/23	16/28
4 th -Down Pct.	82%	57%
SACKS BY-YARDS	19/86	24/145
MISC YARDS	3	7
TOUCHDOWNS SCORED	140	116
FIELD GOALS-ATTEMPTS	5-14	5-11
4-point drop-kick FGs	0-0	0-0
PAT-ATTEMPTS	123-136	87-104
2-point drop-kick PATs	0-0	0-0
ATTENDANCE	131817	102545
Games/Avg Per Game	8/16477	8/12818

YEARLY BREAKDOWNS- 2008

TOTAL OFFENSE	GP	PLAYS	RUSH	PASS	TOTAL	AVG/G
Matt D'Orazio	16	470	227	3331	3558	222.4
Tony Graziani	7	132	6	1128	1134	189.0
Clifton Smith	15	50	133	0	133	8.9
Wes Ours	16	23	80	0	80	5
Glen Gauntt	3	9	11	34	45	15.0
Chris Jackson	16	2	-2	16	14	0.9
Brent Holmes	5	1	3	0	3	0.3
Kenny Henderson	2	1	2	0	2	1.0
Mike Brown	11	1	0	0	0	0.0
Totals	16	689	460	4509	4989	310.6
Opponents	16	606	372	3725	4097	256.1

ALL-PURPOSE	GP	RUSH	REC	FG	KOR	IR	TOTAL	AVG/G
Chris Jackson	16	-2	1692	0	9	0	1699	106.2
Larry Brackins	15	0	1412	0	0	0	1412	94.1
Mike Brown	11	0	21	5	1110	28	1164	105.8
Darius Watts	6	0	376	0	0	6	376	62.7
Brent Holmes	5	3	343	0	0	0	346	34.6
Matt D'Orazio	16	227	0	0	0	0	227	14.2
Wes Ours	16	80	96	0	0	0	176	11.0
Kenny Henderson	2	2	112	0	37	0	151	75.5
Sean Scott	6	0	144	0	0	1	145	20.7
Clifton Smith	15	133	0	0	3	6	142	9.5
Clif Dell	1	0	117	0	0	0	117	117.0
Martin Bibla	16	0	82	0	0	0	82	5.1
Phil Bogle	16	0	60	0	0	0	60	3.8
Jamall Broussard	1	0	44	0	0	0	44	44.0
Tony Graziani	7	6	0	0	0	0	6	1.0
Eddie Moten	15	0	0	27	88	98	213	14.2
Totals	16	449	4499	34	1159	41	6182	386.4
Opponents	16	256	4721	98	1593	130	6798	424.9

DEFENSE	GP	SOLO	AST.	TOT	TFL/YDS	SACKS-YDS
Eddie Moten	15	83	21	93.5	0.0/0	0.0-0
Brian Mance	9	45	9	49.5	0.0/0	0.0-0
Clifton Smith	15	33	24	45.0	2.0/10	1.0-9
Rob Keefe	7	36	10	41.0	1.0/1	0.0-0
Mike Brown	11	38	7	41.5	0.0/0	0.0-0
Dee Webb	15	34	12	40.0	0.0/0	0.0-0
Rod Davis	11	26	24	38.0	0.5/1	0.0-0
Gabe Nyenhuis	15	19	18	28.0	11.5/66	10.0-70
Anthony Dunn	11	13	25	25.5	5.5/30	6.0-30
Bryan Save	13	14	7	17.5	6.5/35	5.0-33
Sean Scott	6	9	5	11.5	1.0/1	0.0-0
Raheem Orr	1	6	7	9.5	0.5/0	0.0-0
Larry Brackins	15	7	4	9.0	0.0/0	0.0-0
Mondre Dickerson	1	4	5	6.5	0.5/1	0.0-0
Connor Hughes	16	5	3	6.5	0.0/0	0.0-0
Darius Watts	6	3	0	3.0	0.0/0	0.0-0
Justin Cleveland	1	1	2	2.0	1.0/5	1.0-5
Martin Bibla	16	1	0	1.0	0.0/0	0.0-0
Phil Bogle	16	1	0	1.0	0.0/0	0.0-0
Matt D'Orazio	16	1	0	1.0	0.0/0	0.0-0
Brent Holmes	5	1	0	1.0	0.0/0	0.0-0
Chris Jackson	16	1	0	1.0	0.0/0	0.0-0
Craig Kobel	1	1	0	1.0	0.0/0	0.0-0
Mike Mabry	16	1	0	1.0	0.0/0	0.0-0
Wes Ours	16	1	0	1.0	0.0/0	0.0-0
Durrand Roundtree	1	0	1	0.5	0.0/0	0.0-0
Totals	16	435	184	527.0	34.0/0	24.0/151
Opponents	16	437	186	530.0	24.0/0	19.0-0

DEFENSE	GP	INT-YDS	BRUP	QBH	FR-YDS	FF	BLK	SAF
Eddie Moten	15	6-98	23	0	1-0	1	0	0
Brian Mance	9	0-0	6	0	1-5	1	0	0
Clifton Smith	15	1-6	1	0	1-0	1	0	0
Rob Keefe	7	0-0	3	0	0-0	0	0	0
Mike Brown	11	5-26	8	0	2-12	0	0	0
Dee Webb	15	0-0	5	0	1-0	1	0	0
Rod Davis	11	3-71	3	0	2-0	2	0	0
Gabe Nyenhuis	15	0-0	1	0	1-0	5	3	0
Anthony Dunn	11	0-0	3	0	0-0	4	1	0
Bryan Save	13	0-0	0	0	1-5	2	1	2
Sean Scott	6	1-1	0	0	1-0	0	0	0
Raheem Orr	1	0-0	1	0	0-0	0	0	0
Larry Brackins	15	0-0	0	0	1-0	3	0	0
Mondre Dickerson	1	0-0	0	0	0-0	0	1	0
Connor Hughes	16	0-0	0	0	0-0	0	0	0
Darius Watts	6	0-0	0	0	0-0	0	0	0
Justin Cleveland	1	0-0	0	0	0-0	0	0	0
Martin Bibla	16	0-0	0	0	0-0	0	0	0
Phil Bogle	16	0-0	0	0	0-0	0	0	0
Matt D'Orazio	16	0-0	0	0	0-0	0	0	0
Brent Holmes	5	0-0	0	0	0-0	1	0	0
Chris Jackson	16	0-0	0	0	0-0	0	0	0
Craig Kobel	1	0-0	0	0	0-0	0	0	0
Mike Mabry	16	0-0	0	0	0-0	0	0	0
Wes Ours	16	0-0	0	0	0-0	0	0	0
Durrand Roundtree	1	0-0	0	0	0-0	0	0	0
Totals	16	16-202	55	0	15-22	22	5	2
Opponents	16	9-76	22	0	15-17	9	3	0

INTERCEPTIONS	NO.	YDS.	AVG.	TD	LONG
Eddie Moten	6	98	16.3	1	52
Mike Brown	5	106	21.2	0	26
Rod Davis	3	71	23.7	2	35
Clifton Smith	1	6	6.0	0	6
Sean Scott	1	1	1.0	0	1
Totals	6	37	6.2	1	17
Opponents	21	297	14.1	5	50

KICK RETURNS	NO.	YDS.	AVG.	TD	LONG
Mike Brown	60	1105	18.4	3	57
Rob Keefe	18	339	18.8	0	34
Eddie Moten	8	88	11.0	0	21
Chris Jackson	5	9	1.8	0	11
Kenny Henderson	4	37	9.3	0	15
Larry Brackins	1	0	0.0	0	0
Clifton Smith	2	3	1.5	0	3
Totals	99	1581	15.9	3	57
Opponents	104	1709	16.4	1	56

FUMBLE RETURNS	NO.	YDS.	AVG.	TD	LONG
Mike Brown	2	12	6.0	0	8
Rod Davis	2	0	0.0	0	0
Tom Johnson	2	0	0.0	0	0
Brian Mance	1	5	5.0	0	5
Bryan Save	1	5	5.0	0	5
Eddie Moten	1	0	0.0	0	0
Clifton Smith	1	0	0.0	0	0
Dee Webb	1	0	0.0	0	0
Gabe Nyenhuis	1	0	0.0	0	0
Sean Scott	1	0	0.0	0	0
Larry Brackins	1	0	0.0	0	0
Totals	15	22	1.5	0	8
Opponents	8	0	0	0	0

YEARLY BREAKDOWNS- 2011

TEAM	W	L	PCT.	PF	PA	HOME	AWAY	DIV	CONF
Cleveland	10	8	.555	904	842	7-2	3-6	4-2	6-5
Pittsburgh	9	9	.500	870	972	5-4	4-5	4-2	5-6
Milwaukee	7	11	.388	872	867	4-5	3-6	1-5	3-8
Philadelphia	6	12	.333	914	969	4-5	2-7	3-3	5-6

SCORE BY QUARTER	1 st	2 nd	3 rd	4 th	TOTAL
PHILADELPHIA	193	288	167	260	914
Opponents	205	258	204	302	969

RUSHING	GP	ATT	GAIN	LOSS	NET	AVG	TD	LONG	AVG/G
Ryan Vena	18	56	175	16	159	2.8	20	32	8.8
Darnel Whitley	18	26	71	2	69	2.7	7	9	3.8
Syvelle Newton	18	6	17	0	17	2.8	3	5	0.9
Daniel Ross	5	8	15	0	15	1.9	1	4	3.0
Keith Stokes	13	2	9	0	9	4.5	0	6	0.7
Dominic Thompson	1	2	12	4	8	4.0	0	12	8.0
Damian Walker	5	5	8	0	8	1.6	1	5	1.6
Donovan Morgan	16	6	13	7	6	1.0	1	5	0.4
Justin Allgood	5	2	3	0	3	1.5	0	2	0.6
Brandon Kirsch	1	1	0	0	0	0.0	0	0	0.0
Total	18	115	323	32	291	2.5	33	32	16.2
Opponents	18	138	327	45	282	2.0	32	13	15.7

PASSING	GP	RATING	ATT-CMP-INT	PCT	YDS	TD	LONG	AVG/G
Ryan Vena	18	107.74	276-448-22	61.6	3840	70	49	213.3
Justin Allgood	5	88.45	79-132-7	59.8	1016	14	46	203.2
Brandon Kirsch	1	59.17	14-25-3	56.0	180	2	36	180.0
Syvelle Newton	18	158.33	1-1-0	100.0	16	1	16	0.0
Total	18	100.65	523-301-21	61.1	4915	87	49	273.1
Opponents	18	106.95	533-316-6	64.7	4567	91	45	253.7

RECEIVING	GP	REC	YDS	AVG	TD	LONG	AVG/G
Donovan Morgan	16	121	1959	16.2	37	46	122.4
Syvelle Newton	18	100	1286	12.9	21	45	71.4
Keith Stokes	13	78	940	12.1	7	49	72.3
Larry Brackins	16	41	492	12.0	13	33	30.8
Ty Nsekke	18	8	91	11.4	3	17	5.1
Mike Brown	17	6	108	18.0	2	36	6.4
Alan Turner	1	6	51	8.5	2	11	51.0
Darnel Whitley	18	4	52	13.0	1	20	2.9
Dominic Thompson	1	2	28	14.0	1	16	28.0
Ryne Holstrom	2	2	23	11.5	0	13	11.5
Damian Walker	5	2	22	11.0	0	13	4.4
Totals	18	370	5052	13.7	87	49	280.7
Opponents	18	414	4714	11.4	91	45	261.9

FIELD GOALS	FGM	PCT	01-19	20-29	30-39	40-49	50-99	LONG	BLK
James Paul	2-3	66.7	1-1	1-2	0-0	0-0	0-0	25	0
Massim Scaccia	0-5	0.0	0-1	0-1	0-1	0-0	0-2	0	1
Jon Stricksky	2-4	50.0	1-1	1-1	0-0	0-2	0-0	20	1

FG RETURNS	RET	YDS	AVG	TD	LONG
Chris Martin	3	35	11.7	0	20
Mike Brown	1	32	32.0	0	32
Ken Richardson	1	0	0.0	0	0
Totals	5	67	13.4	0	32
Opponents	5	124	24.8	0	34

TEAM STATS	PHI	OPP
SCORING	914	969
Points Per Game	50.8	53.8
FIRST DOWNS	353	360
Rushing	43	51
Passing	260	269
Penalty	50	40
RUSHING YARDAGE	291	282
Yards gained rushing	323	327
Yards lost rushing	32	45
Rushing Attempts	115	138
Average Per Rush	2.5	2.0
Average Per Game	16.2	15.7
TDs Rushing	33	32
PASSING YARDAGE	4915	4567
Att-Comp-Int	606-370-32	620-414-22
Average Per Pass	8.1	7.1
Average Per Catch	13.3	11.0
Average Per Game	273.1	253.7
TDs Passing	87	91
TOTAL OFFENSE	5206	4849
Total Plays	752	807
Average Per Play	6.9	6.0
Average Per Game	289.2	269.4
KICK RETURNS: #-YARDS	120-1854	97-1717
FG RETURNS: #-YARDS	5-67	5-124
INT RETURNS: #-YARDS	22-243	32-427
KICK RETURN AVERAGE	15.4	17.7
FG RETURN AVERAGE	13.4	24.8
INT RETURN AVERAGE	11.0	13.3
FUMBLES-LOST	26-17	32-15
PENALTIES-YARDS	153-909	143-889
Average Per Game	50.5	49.4
TIME OF POSSESSION/GAME	30:10	29:56
3RD-DOWN CONVERSATIONS	40/90	51/115
3 rd -Down Pct.	44%	44%
4 th -DOWN CONVERSAIONS	20/37	20/36
4 th -Down Pct.	54%	56%
SACKS BY-YARDS	29-165	31-151
MISC YARDS	45	-66
TOUCHDOWNS SCORED	132	137
FIELD GOALS-ATTEMPTS	4-12	9-20
ON-SIDE KICKS	1-17	5-11
RED-ZONE SCORES	73-96	89-120
RED-ZONE TOUCHDOWNS	73-96	89-120
4-point drop-kick FGs	0-0	0-0
PAT-ATTEMPTS	104-128	104-126
2-point drop-kick PATs	0-0	0-0
ATTENDANCE	88220	81061
Games/Avg Per Game	9/9802	9/9007

YEARLY BREAKDOWNS- 2011

TOTAL OFFENSE	GP	PLAYS	RUSH	PASS	TOTAL	AVG/G
Ryan Vena	18	504	159	3840	3999	222.2
Justin Allgood	5	134	3	1016	1019	203.8
Brandon Kirsch	1	26	69	0	69	3.8
Darnel Whitley	18	7	17	16	33	1.8
Syvelle Newton	18	7	17	16	33	1.8
Daniel Ross	5	8	15	0	15	3.0
Keith Stokes	13	2	9	0	9	0.7
Dominic Thompson	1	2	8	0	8	8.0
Damian Walker	5	5	8	0	8	1.6
Donovan Morgan	16	6	6	0	6	0.4
Totals	18	721	291	4915	5206	289.2
Opponents	18	778	282	4567	4849	269.4

ALL-PURPOSE	GP	RUSH	REC	FG	KOR	IR	TOTAL	AVG/G
Keith Stokes	13	9	940	0	1200	0	2149	165.3
Donovan Morgan	16	6	1959	0	0	0	1965	122.8
Syvelle Newton	18	17	1286	0	0	0	1303	72.4
Mike Brown	17	0	108	32	390	77	607	35.7
Larry Brackins	16	0	492	0	5	0	497	31.1
Chris Martin	13	0	0	35	213	0	248	19.1
Ryan Vena	18	159	0	0	0	0	159	8.8
Darnel Whitley	18	69	52	0	0	0	121	6.7
Ty Nsekle	18	0	91	0	0	0	91	5.1
Tanner Varner	7	0	0	0	12	74	86	12.3
Dejuan Alfonzo	10	0	0	0	29	39	68	6.8
Alan Turner	1	0	51	0	0	0	51	51.0
James Sadler	11	0	0	0	5	39	44	4.0
Dominic Thompson	1	8	28	0	0	0	36	36.0
Damian Walker	5	8	22	0	0	0	30	6.0
Ryne Holstrom	2	0	23	0	0	0	23	11.5
Daniel Ross	5	15	0	0	0	0	15	3.0
Jerome Hayes	15	0	0	0	0	8	8	0.5
Brandon Perkins	17	0	0	0	0	5	5	0.3
Justin Allgood	5	3	0	0	0	0	3	0.6
Jeff Fitzgerald	15	0	0	0	0	1	1	0.1
Totals	18	291	5052	67	1854	243	7507	417.1
Opponents	18	282	4714	124	1717	427	7264	403.6

DEFENSE	GP	SOLO	AST.	TOT	TFL/YDS	SACKS-YDS
Kent Richardson	16	57	14	64.0	0.0/0	0.0-0
Mike Brown	17	52	20	62.0	4.0/12	0.0-0
Chris Martin	13	54	14	61.0	1.0/23	0.0-0
Brandon Perkins	17	42	19	51.5	8.5/42	5.5-34
Tanner Varner	7	40	10	45.0	0.0/0	0.0-0
James Sadler	11	38	4	40.0	1.0/2	0.0-0
Antonio Malone	7	35	3	36.5	0.0/0	0.0-0
Dejuan Alfonzo	10	29	15	36.5	2.5/6	0.0-0
Jeff Fitzgerald	15	23	9	27.5	3.5/20	2.5-18
Jerome Hayes	15	16	10	21.0	3.0/16	1.0-7
Dustin Barno	14	16	6	19.0	7.5/61	5.5-39
Darrell Campbell	18	12	8	16.0	10.0/46	9.0-45
Chris Frank	2	9	6	12.0	0.0/0	0.0-0
Larry Brackins	16	9	3	10.5	0.0/0	0.0-0
Syvelle Newton	18	8	0	8.0	0.0/0	0.0-0
Callahan Bright	4	5	3	6.5	1.0/1	0.0-0
Willie Evans	8	5	1	5.5	1.5/2	1.5-2
Darnel Whitley	18	5	0	5.0	0.0/0	0.0-0
Donovan Morgan	16	4	0	4.0	0.0/0	0.0-0
Melik Brown	1	3	2	4.0	1.5/6	1.0-6
Ty Nsekle	18	3	1	3.5	0.0/0	0.0-0
M. Brown	1	3	1	3.5	1.0/1	1.0-1
Jon Strifsky	7	3	0	3.0	0.0/0	0.0-0
Robbie Powell	5	2	0	2.0	0.0/0	0.0-0
Rob McMackin	11	2	0	2.0	0.0/0	0.0-0
Tramal Jehovah	6	2	0	2.0	1.0/4	1.0-4
Drew Gardner	1	1	1	1.5	0.0/0	0.0-0
Massimo Scaccia	3	1	1	1.5	0.0/0	0.0-0
Justin Allgood	5	1	0	1.0	0.0/0	0.0-0
Nyere Aumaitre	14	1	0	1.0	0.0/0	0.0-0
Dominic Thompson	1	0	1	0.5	0.0/0	0.0-0
Totals	18	488	152	564.0	49/265	29-165
Opponents	18	446	132	512.0	38/175	31-151

DEFENSE	GP	INT-YDS	BRUP	QBH	FR-YDS	FF	BLK	SAF
Kent Richardson	16	1-0	11	0	1-36	2	0	0
Mike Brown	17	8-77	2	0	0-1	0	0	0
Chris Martin	13	1-0	4	0	1-30	0	0	0
Brandon Perkins	17	1-5	3	1	3-4	2	0	0
Tanner Varner	7	5-74	4	0	1-5	0	1	0
James Sadler	11	2-39	3	0	1-0	1	0	0
Antonio Malone	7	1-0	6	0	0-0	0	0	0
Dejuan Alfonzo	10	1-39	2	0	2-3	0	0	0
Jeff Fitzgerald	15	1-1	3	0	2-0	3	0	0
Jerome Hayes	15	1-8	3	0	1-47	0	2	0
Dustin Barno	14	0-0	2	0	1-0	3	1	2
Darrell Campbell	18	0-0	1	1	0-0	2	0	0
Chris Frank	2	0-0	0	0	1-0	0	0	0
Larry Brackins	16	0-0	0	0	0-0	1	0	0
Syvelle Newton	18	0-0	0	0	0-0	0	0	0
Callahan Bright	4	0-0	0	0	0-0	0	0	0
Willie Evans	8	0-0	0	0	0-0	0	0	1
Darnel Whitley	18	0-0	0	0	0-0	0	0	0
Donovan Morgan	16	0-0	0	0	0-0	0	0	0
Melik Brown	1	0-0	0	0	0-0	0	0	0
Ty Nsekle	18	0-0	0	0	0-0	0	0	0
M. Brown	1	0-0	0	0	0-0	0	0	0
Jon Strifsky	7	0-0	0	0	0-0	0	0	0
Robbie Powell	5	0-0	0	0	0-0	0	0	0
Rob McMackin	11	0-0	0	0	0-0	0	0	1
Tramal Jehovah	6	0-0	0	0	0-0	1	0	0
Drew Gardner	1	0-0	0	0	0-0	0	1	0
Massimo Scaccia	3	0-0	0	0	0-0	0	0	0
Justin Allgood	5	0-0	0	0	0-0	0	0	0
Nyere Aumaitre	14	0-0	0	0	0-0	0	0	0
Dominic Thompson	1	0-0	0	0	0-0	0	0	0
Totals	18	22-243	44	2	14-126	16	4	3
Opponents	18	32-427	70	16	13-14	10	4	2

INTERCEPTIONS	NO.	YDS.	AVG.	TD	LONG
Mike Brown	8	77	9.6	1	19
Tanner Varner	5	74	14.8	2	36
James Sadler	2	39	19.5	0	38
Brandon Perkins	1	5	5.0	0	5
Antonio Malone	1	0	0.0	0	0
Jerome Hayes	1	8	8.0	0	8
Kent Richardson	1	0	0.0	0	0
Chris Martin	1	0	0.0	0	0
Jeff Fitzgerald	1	1	1.0	0	1
Dejuan Alfonzo	1	39	39.0	1	39
Totals	22	243	11.0	4	39
Opponents	32	427	13.3	8	50

KICK RETURNS	NO.	YDS.	AVG.	TD	LONG
Keith Stokes	66	1200	18.2	2	57
Mike Brown	23	390	17.0	0	39
Chris Martin	14	213	15.2	0	22
Dejuan Alfonzo	7	29	4.1	0	18
Team	4	0	0.0	0	0
James Sadler	3	5	1.7	0	5
Tanner Varner	1	12	12.0	1	12
Darnel Whitley	1	0	0.0	0	0
Larry Brackins	1	5	5.0	0	5
Totals	93	1707	18.4	2	55
Opponents	84	26	4.3	4	12

FUMBLE RETURNS	NO.	YDS.	AVG.	TD	LONG
Tanner Varner	1	5	5.0	0	0
Brandon Perkins	1	4	4.0	2	0
Chris Martin	1	30	30.0	0	30
Jerome Hayes	1	47	47.0	1	47
Kent Richardson	1	36	36.0	0	35
Mike Brown	1	1	1.0	0	0
Dejuan Alfonzo	1	3	3.0	0	3
Syvelle Newton	0	0	0.0	1	0
Keith Stokes	0	0	0.0	1	0
Totals	7	126	18.0	5	47
Opponents	6	14	2.3	2	7

YEARLY BREAKDOWNS- 2011

SCORING	TD	FG	PAT	RSH	RCV	PASS	2PT	SAF	PTS
Donovan Morgan	38	0-0	0-0	0-0	0	0-0	0	0	228
Syvelle Newton	25	0-0	0-0	0-0	0	0-0	0	0	150
Ryan Vena	20	0-0	0-0	0-1	0	0-1	0	0	120
Larry Brackins	13	0-0	0-0	0-0	0	0-0	0	0	78
Keith Stokes	10	0-0	0-0	0-0	0	0-0	0	0	60
Darnel Whitley	8	0-0	0-0	0-0	0	0-0	0	0	48
Jon Striefsky	0	2-4	39-48	0-0	0	0-0	0	0	45
Robbie Smith	0	0-0	35-41	0-0	0	0-0	0	0	35
James Paul	0	2-3	13-17	0-0	0	0-0	0	0	19
Mike Brown	3	0-0	0-0	0-0	0	0-0	0	0	18
Tanner Varner	3	0-0	0-0	0-0	0	0-0	0	0	18
Ty Nseke	3	0-0	0-0	0-0	0	0-0	0	0	18
Brandon Perkins	2	0-0	0-0	0-0	0	0-0	0	0	12
Dejuan Alfonzo	1	0-0	0-0	0-0	0	0-0	0	0	6
Damian Walker	1	0-0	0-0	0-0	0	0-0	0	0	6
Jerome Hayes	1	0-0	0-0	0-0	0	0-0	0	0	6
Daniel Ross	1	0-0	0-0	0-0	0	0-0	0	0	6
Dominic Thompson	1	0-0	0-0	0-0	0	0-0	0	0	6
Dustin Barno	0	0-0	0-0	0-0	0	0-0	0	2	4
Willie Evans	0	0-0	0-0	0-0	0	0-0	0	1	2
Justin Allgood	0	0-0	0-0	0-0	0	0-1	0	0	0
Total	132	4-12	104-128	0-1	5	0-2	0	3	914
Opponents	137	9-20	104-126	1-3	5	5-8	0	2	969

YEARLY BREAKDOWNS- 2012

TEAM	W	L	PCT.	PF	PA	HOME	AWAY	DIV	CONF
Philadelphia	15	3	.833	1228	919	7-2	8-1	4-2	12-2
Cleveland	8	10	.444	879	875	5-4	3-6	4-2	6-8
Milwaukee	5	13	.277	960	1062	2-6	3-7	3-3	4-7
Pittsburgh	5	13	.277	827	963	1-8	4-5	1-5	4-9

SCORE BY QUARTER	1 st	2 nd	3 rd	4 th	TOTAL
PHILADELPHIA	231	364	277	356	1228
Opponents	223	255	192	249	919

RUSHING	GP	ATT	GAIN	LOSS	NET	AVG	TD	LONG	AVG/G
Derrick Ross	16	146	688	43	645	4.4	32	42	40.3
Donovan Morgan	22	20	84	0	84	8.4	1	12	7.6
Melik Brown	13	13	55	1	54	4.2	4	16	4.2
Emery Sammons	12	4	15	4	11	2.8	1	6	0.9
Alfonso Hoggard	2	1	6	0	6	6.0	1	6	3.0
Jeff Hughley	18	2	3	1	2	1.0	0	3	0.1
Tiger Jones	16	2	2	5	-3	-1.5	0	2	-0.2
Dan Raudabaugh	18	13	5	8	-3	-0.2	2	2	-0.2
Totals	18	191	858	62	796	4.2	41	42	44.2
Opponents	18	139	526	49	477	3.4	25	25	26.5

PASSING	GP	RATING	ATT-CMP-INT	PCT	YDS	TD	LONG	AVG/G
Dan Raudabaugh	18	120.60	362-540-18	67.0	4790	115	45	266.1
Adam DiMichele	14	79.35	20-35-2	57.1	269	3	36	19.2
Melik Brown	13	118.75	1-1-0	100	1	1	1	0.1
Totals	18	118.97	383-576-20	66.5	5026	119	45	276.2
Opponents	18	94.78	409-686-34	59.6	4721	96	47	262.3

RECEIVING	GP	REC	YDS	AVG	TD	LONG	AVG/G
Tiger Jones	16	133	2010	15.1	47	45	125.6
Donovan Morgan	11	79	1020	12.9	26	45	92.7
Jeff Hughley	18	77	1001	13.0	19	36	55.6
Emery Sammons	12	48	598	12.5	8	37	49.8
Larry Brackins	10	20	14+	7.4	12	22	14.9
Derrick Ross	16	13	187	14.4	5	39	11.7
Zipp Duncan	10	11	77	7.0	1	16	7.7
Greg Ryan	3	1	9	9.0	1	9	3.0
Alfonso Hoggard	2	1	9	9.0	0	9	4.5
Totals	18	383	5060	13.2	119	45	281.1
Opponents	18	409	4987	12.0	96	47	272.1

FIELD GOALS	FGM-FGA	PCT	01-19	20-29	30-39	40-49	50-99	LONG	BLK
Jeff Hughley	0-1	0.0	0-0	0-1	0-0	0-0	0-0	0	0

FG RETURNS	RET	YDS	AVG	TD	LONG
Jeff Hughley	1	17	17.0	0	17
Totals	1	17	17.0	0	17
Opponents	0	0	0.0	0	0

TEAM STATS	PHI	OPP
SCORING	1228	919
Points Per Game	68.2	51.1
FIRST DOWNS	396	361
Rushing	78	51
Passing	274	257
Penalty	44	53
RUSHING YARDAGE	796	477
Yards gained rushing	858	526
Yards lost rushing	62	49
Rushing Attempts	191	139
Average Per Rush	4.2	3.4
Average Per Game	44.2	26.5
TDs Rushing	41	25
PASSING YARDAGE	5026	4721
Att-Comp-Int	576-383-20	686-409-34
Average Per Pass	8.7	6.9
Average Per Catch	13.1	11.5
Average Per Game	279.2	262.3
TDs Passing	119	96
TOTAL OFFENSE	5822	5198
Total Plays	772	858
Average Per Play	7.5	6.1
Average Per Game	323.4	288.8
KICK RETURNS: #-YARDS	105-1916	139-2555
FG RETURNS: #-YARDS	1-17	0-0
INT RETURNS: #-YARDS	34-505	20-343
KICK RETURN AVERAGE	18.2	18.4
FG RETURN AVERAGE	17.0	0.0
INT RETURN AVERAGE	14.9	17.1
FUMBLES-LOST	28-21	43-30
PENALTIES-YARDS	139-876	127-783
Average Per Game	48.7	43.5
TIME OF POSSESSION/GAME	28:14	28:54
3RD-DOWN CONVERSATIONS	46/85	57/125
3 rd -Down Pct.	54%	46%
4 th -DOWN CONVERSAIONS	13/25	17/47
4 th -Down Pct.	52%	36%
SACKS BY-YARDS	33-178	5-34
MISC YARDS	43	66
TOUCHDOWNS SCORED	177	133
FIELD GOALS-ATTEMPTS	0-1	4-11
ON-SIDE KICKS	5-14	7-24
RED-ZONE SCORES	91-116	80-109
RED-ZONE TDs	91-116	78-109
4-point drop-kick FGs	0-0	0-0
PAT-ATTEMPTS	152-173	107-127
2-point drop-kick PATs	0-0	0-0
ATTENDANCE	91419	65384
Games/Avg Per Game	9/10158	9/7265

YEARLY BREAKDOWNS- 2012

TOTAL OFFENSE	GP	PLAYS	RUSH	PASS	TOTAL	AVG/G
Dan Raudabaugh	18	553	-3	4790	4787	265.9
Derrick Ross	16	146	645	0	645	40.3
Adam DiMichele	14	35	0	269	269	19.2
Donovan Morgan	11	10	84	0	84	7.6
Melik Brown	13	14	54	1	55	4.2
Emery Sammons	12	4	11	0	11	0.9
Alfonso Hoggard	2	1	6	0	6	3.0
Jeff Hughley	18	2	2	0	2	0.1
Tiger Jones	16	2	-3	0	-3	0.2
Totals	18	767	796	5026	5822	323.4
Opponents	18	825	477	4721	5198	288.8

ALL-PURPOSE	GP	RUSH	REC	FG	KOR	IR	TOTAL	AVG/G
Jeff Hughley	18	2	1001	17	1865	0	2885	160.3
Tiger Jones	16	-3	2010	0	0	0	2007	125.4
Donovan Morgan	11	84	1020	0	0	0	1104	100.4
Derrick Ross	16	645	187	0	0	0	832	52.0
Emery Sammons	12	11	598	0	5	0	614	51.2
Rayshaun Kizer	18	0	0	0	0	195	195	10.8
Kent Richardson	18	0	0	0	0	178	178	9.9
Larry Brackins	10	0	149	0	0	0	149	14.9
Joe Goosby	18	0	0	0	17	84	101	5.6
Zipp Duncan	10	0	77	0	0	0	77	7.7
Melik Brown	13	54	0	0	0	0	54	4.2
Micheaux Robinson	9	0	0	0	12	35	47	5.2
Brandon Perkins	11	0	0	0	17	0	17	1.5
Alfonso Hoggard	2	6	9	0	0	0	15	7.5
Keon Perry	7	0	0	0	0	9	9	1.3
Greg Ryan	3	0	9	0	0	0	9	3.0
LaRico Stevenson	6	0	0	0	0	4	4	0.7
Dan Raudabaugh	18	-3	0	0	0	-3	-0.2	
Totals	18	796	5060	17	1916	505	8294	460.8
Opponents	18	477	4897	0	2555	343	8272	459.6

DEFENSE	GP	SOLO	AST.	TOT	TFL/YDS	SACKS-YDS
Joe Goosby	18	74	44	96.0	2.0/4	1.5-2
Rayshaun Kizer	18	72	18	81.0	1.5/4	0.0-0
Kent Richardson	18	73	15	80.5	2.0/2	0.0-0
Micheaux Robinson	9	33	8	37.0	0.0/0	0.0-0
Bryan Robinson	17	32	8	36.0	13.0/90	10.0-73
Jeff Hughley	18	21	7	24.5	0.0/0	0.0-0
Colin Nelson	5	18	8	22.0	0.0/0	0.0-0
Keon Perry	7	18	5	20.5	0.0/0	0.0-0
LaRico Stevenson	6	19	2	20.0	1.0/3	0.0-0
Dusty Bear	12	15	8	19.0	5.0/21	3.0-15
Brandon Perkins	11	16	4	18.0	8.0/25	4.0-16
Larry Brackins	10	15	4	17.0	0.0/0	0.0-0
Dustin Barno	16	12	9	16.5	7.0/32	5.0-25
Melik Brown	13	14	3	15.5	0.0/0	0.0-0
Justin Warren	8	11	7	14.5	4.5/15	2.5-10
Emery Sammons	12	11	2	12.0	0.0/0	0.0-0
Jerome Hayes	7	10	3	11.5	1.0/3	1.0-3
T.J. Langley	8	4	5	6.5	2.5/13	2.0-12
Connor Hughes	10	5	1	5.5	0.0/0	0.0-0
Sam Scott	2	3	3	4.5	2.0/5	0.0-0
Derrick Ross	16	4	1	4.5	0.5/2	0.0-0
Adam DiMichele	14	4	1	4.5	0.0/0	0.0-0
Phil Marfuggi	7	3	1	3.5	0.0/0	0.0-0
Tiger Jones	16	3	0	3.0	0.0/0	0.0-0
Darrel Campbell	8	2	1	2.5	1.0/4	1.0-4
Zipp Duncan	10	2	0	2.0	0.0/0	0.0-0
Donovan Morgan	11	1	1	1.5	0.0/0	0.0-0
TEAM	9	1	0	1.0	1.0/1	0.0-0
Remy Hamilton	1	1	0	1.0	0.0/0	0.0-0
Christian Johnson	14	1	0	1.0	0.0/0	0.0-0
Totals	18	498	169	582.5	52.0-224	33.0-178
Opponents	18	414	214	521.0	21.0-75	5.0-34

DEFENSE	GP	INT-YDS	BRUP	QBH	FR-YDS	FF	BLK	SAF
Joe Goosby	18	4-84	2	0	2-0	2	0	0
Rayshaun Kizer	18	11-195	30	0	2-41	2	0	0
Kent Richardson	18	14-178	15	0	3-7	4	0	0
Micheaux Robinson	9	1-35	3	0	3-0	1	0	0
Bryan Robinson	17	0-0	3	4	1-1	5	7	0
Jeff Hughley	18	0-0	0	0	0-0	0	0	0
Colin Nelson	5	0-0	3	0	1-5	0	0	0
Keon Perry	7	1-9	2	0	1-15	1	0	0
LaRico Stevenson	6	2-4	2	0	2-0	1	0	0
Dusty Bear	12	1-0	1	0	3-0	1	0	0
Brandon Perkins	11	0-0	1	2	0-0	0	0	0
Larry Brackins	10	0-0	0	0	0-0	0	0	0
Dustin Barno	16	0-0	0	0	1-0	1	0	2
Melik Brown	13	0-0	1	0	2-0	1	0	0
Justin Warren	8	0-0	2	1	1-36	3	0	0
Emery Sammons	12	0-0	0	0	0-0	0	0	0
Jerome Hayes	7	0-0	0	0	0-0	2	0	0
T.J. Langley	8	0-0	0	0	1-0	0	0	0
Connor Hughes	10	0-0	0	0	0-0	0	0	0
Sam Scott	2	0-0	1	0	0-0	0	0	0
Derrick Ross	16	0-0	0	0	0-0	0	0	0
Adam DiMichele	14	0-0	0	0	0-0	0	0	0
Phil Marfuggi	7	0-0	0	0	1-0	0	0	0
Tiger Jones	16	0-0	0	0	0-0	1	0	0
Darrel Campbell	8	0-0	1	0	0-0	0	0	1
Zipp Duncan	10	0-0	0	0	0-0	0	0	0
Donovan Morgan	11	0-0	0	0	0-0	0	0	0
TEAM	9	0-0	0	0	1-0	0	0	0
Remy Hamilton	1	0-0	0	0	0-0	0	0	0
Christian Johnson	14	0-0	0	0	0-0	0	0	0
Totals	18	34-505	67	7	25-105	24	7	3
Opponents	18	20-343	40	2	18-93	15	1	0

INTERCEPTIONS	NO.	YDS.	AVG.	TD	LONG
Kent Richardson	14	178	12.7	2	47
Rayshaun Kizer	11	195	17.7	2	41
Joe Goosby	4	84	21.0	3	37
LaRico Stevenson	2	4	2.0	0	4
Micheaux Robinson	1	35	35.0	0	35
Dusty Bear	1	0	0.0	0	0
Keon Perry	1	9	9.0	0	9
Totals	34	505	14.9	7	47
Opponents	20	343	17.1	4	47

KICK RETURNS	NO.	YDS.	AVG.	TD	LONG
Jeff Hughley	92	1865	20.3	5	58
Joe Goosby	3	17	5.7	0	9
Brandon Perkins	2	17	8.5	0	17
Emery Sammons	2	5	2.5	0	3
Rayshaun Kizer	1	0	0.0	0	0
Micheaux Robinson	1	12	12.0	1	12
Totals	105	1916	18.2	6	58
Opponents	139	2555	18.4	5	58

FUMBLE RETURNS	NO.	YDS.	AVG.	TD	LONG
Melik Brown	2	0	0.0	1	0
Keon Perry	1	15	15.0	0	15
Bryan Robinson	1	1	1.0	1	1
Colin Nelson	1	5	5.0	0	5
Rayshaun Kizer	1	41	41.0	1	41
Justin Warren	1	36	36.0	1	36
Kent Richardson	1	7	7.0	0	7
Totals	8	105	13.1	4	41
Opponents	6	93	15.5	3	40

YEARLY BREAKDOWNS- 2012

SCORING	TD	FG	PAT	RSH	RCV	PASS	ZPT	SAF	PTS
Tiger Hones	47	0-0	0-0	0-0	0	0-0	0	0	282
Derrick Ross	37	0-0	0-0	0-1	0	0-0	0	0	222
Donovan Morgan	27	0-0	0-0	0-0	0	0-0	0	0	162
Jeff Hughley	24	0-0	0-0	0-0	2	0-0	0	0	148
Connor Hughes	0	0-0	89-98	0-0	0	0-0	0	0	89
Larry Brackins	12	0-0	0-0	0-0	0	0-0	0	0	72
Phil Marfuggi	0	0-0	54-65	0-0	0	0-0	0	0	54
Emery Sammons	9	0-0	0-0	0-0	0	0-0	0	0	54
Melik Brown	5	0-0	0-0	0-0	0	0-0	0	0	30
Rayshaun Kizer	3	0-0	0-0	0-0	0	0-0	0	0	18
Joe Goosby	3	0-0	0-0	0-0	0	0-0	0	0	18
Kent Richardson	32	0-0	0-0	2-0	0	0-0	0	0	16
Dan Raudabaugh	2	0-0	0-0	0-1	0	2-3	0	0	12
Remy Hamilton	0	0-1	9-10	0-0	0	0-0	0	0	9
Micheaux	1	0-0	0-0	0-0	0	0-0	0	0	6
Robinson									
Bryan Robinson	1	0-0	0-0	0-0	0	0-0	0	0	6
Zipp Duncan	1	0-0	0-0	0-0	0	0-0	0	0	6
Alfonso Hoggard	1	0-0	0-0	0-0	0	0-0	0	0	6
Greg Ryan	1	0-0	0-0	0-0	0	0-0	0	0	6
Justin Warren	1	0-0	0-0	0-0	0	0-0	0	0	6
Dustin Barno	0	0-0	0-0	0-0	0	0-0	0	2	4
Darrel Campbell	0	0-0	0-0	0-0	0	1-2	0	1	2
Total	177	0-1	152-173	2-1	2	2-3	0	3	1228
Opponents	133	4-11	107-127	1-2	0	0-4	0	0	919

YEARLY BREAKDOWNS- 2013

TEAM	W	L	PCT.	PF	PA	HOME	AWAY	DIV	CONF
Cleveland	17	1	.944	991	782	9-0	8-1	7-1	12-1
Pittsburgh	15	3	.833	1015	778	8-1	7-2	6-2	11-2
Philadelphia	9	9	.500	1021	949	7-2	2-7	2-5	7-7
Iowa	6	12	.333	848	1046	3-6	3-6	0-7	2-10

SCORE BY QUARTER	1 st	2 nd	3 rd	4 th	TOTAL
PHILADELPHIA	250	309	212	281	1052
Opponents	161	238	190	243	839

RUSHING	GP	ATT	GAIN	LOSS	NET	AVG	TD	LONG	AVG/G
Derrick Ross	18	153	542	36	506	3.3	35	44	28.1
Andrae Thurman	18	11	36	4	32	2.9	1	9	1.8
Ryan McDaniel	12	9	30	0	30	3.3	1	7	2.5
Jason Jones	18	0	11	0	11	0.0	0	0	0.6
Tiger Jones	18	3	5	0	5	1.7	2	2	0.3
Steven Gachette	7	2	2	12	-10	-5.0	0	2	-1.4
Dan Raudabaugh	18	9	11	29	-18	-2.0	0	0	-1.0
Totals	18	187	637	81	556	3.0	39	44	30.9
Opponents	18	128	398	75	323	2.5	24	33	17.9

PASSING	GP	RATING	ATT-CMP-INT	PCT	YDS	TD	LONG	AVG/G
Dan Raudabaugh	18	122.37	390-573-14	68.1	4699	96	45	261.1
Dustin Almond	9	28.33	9-20-2	45.0	76	1	16	8.4
Steven Gachette	7	122.92	3-4-0	75.0	18	1	11	2.6
Totals	18	119.82	402-597-16	67.3	67.3	98	45	264.3
Opponents	18	96.47	371-653-26	56.8	4632	89	48	257.3

RECEIVING	GP	REC	YDS	AVG	TD	LONG	AVG/G
Tiger Jones	18	150	2121	14.1	37	45	117.8
Andrae Thurman	18	117	1197	10.2	16	38	66.5
Ryan McDaniel	12	65	819	12.6	21	45	68.2
Larry Brackins	14	27	243	9.0	15	19	17.4
Alvance Robinson	5	13	196	15.1	2	26	39.2
Derrick Ross	18	13	69	5.3	4	14	3.8
Emery Sammons	5	10	125	12.5	1	31	25.0
Jason Jones	18	7	23	3.3	2	9	1.3
Totals	18	402	4793	11.9	98	45	266.3
Opponents	18	371	4752	12.8	89	48	264.0

FIELD GOALS	FGM-FGA	PCT	01-19	20-29	30-39	40-49	50-99	LONG	BLK
Carlos Martinez	6-7	85.7	0-0	4-4	1-1	1-2	0-0	47	0

FG RETURNS	RET	YDS	AVG	TD	LONG
Totals	0	0	0.0	0	0
Opponents	1	20	20.0	0	20

TEAM STATS	PHI	OPP
SCORING	1052	839
Points Per Game	58.4	46.6
FIRST DOWNS	352	310
Rushing	57	36
Passing	256	227
Penalty	39	47
RUSHING YARDAGE	556	323
Yards gained rushing	637	398
Yards lost rushing	81	75
Rushing Attempts	187	128
Average Per Rush	3.0	2.5
Average Per Game	30.9	17.9
TDs Rushing	39	24
PASSING YARDAGE	4758	4632
Att-Comp-Int	597-402-16	653-371-26
Average Per Pass	8.0	7.1
Average Per Catch	11.8	12.5
Average Per Game	264.3	257.3
TDs Passing	98	89
TOTAL OFFENSE	5314	4955
Total Plays	791	812
Average Per Play	6.7	6.1
Average Per Game	295.2	275.3
KICK RETURNS: #-YARDS	97-1248	116-1991
FG RETURNS: #-YARDS	0-0	1-20
INT RETURNS: #-YARDS	26-361	16-181
KICK RETURN AVERAGE	12.9	17.2
FG RETURN AVERAGE	0.0	20.0
INT RETURN AVERAGE	13.9	11.3
FUMBLES-LOST	33-24	21-18
PENALTIES-YARDS	126-815	146-887
Average Per Game	45.3	49.3
TIME OF POSSESSION/GAME	30:05	30:15
3RD-DOWN CONVERSATIONS	55/104	56/127
3 rd -Down Pct.	53%	44%
4 th -DOWN CONVERSAIONS	20/35	16/53
4 th -Down Pct.	57%	30%
SACKS BY-YARDS	31-152	7-47
MISC YARDS	12	34
TOUCHDOWNS SCORED	149	121
FIELD GOALS-ATTEMPTS	6-7	4-9
ON-SIDE KICKS	2-17	2-21
RED-ZONE SCORES	98-119	75-102
RED-ZONE TOUCHDOWNS	94-119	74-102
4-point drop-kick FGs	0-1	0-0
PAT-ATTEMPTS	126-141	79-101
2-point drop-kick PATs	1-1	0-1
ATTENDANCE	81681	77284
Games/Avg Per Game	9/9076	9/8587

YEARLY BREAKDOWNS- 2013

TOTAL OFFENSE	GP	PLAYS	RUSH	PASS	TOTAL	AVG/G
Dan Raudabaugh	18	582	-18	4699	4681	260.1
Derrick Ross	18	153	506	0	506	28.1
Dustin Almond	9	20	0	76	76	8.4
Andrae Thurman	18	11	32	0	32	1.8
Ryan McDaniel	12	9	30	0	30	2.5
Jason Jones	18	0	11	0	11	0.6
Steven Gachette	7	6	-10	18	8	1.1
Tiger Jones	18	3	5	0	5	0.3
Team	9	0	0	-35	-35	-3.9
Totals	18	784	556	4758	5314	295.2
Opponents	18	781	323	4632	4955	275.3

ALL-PURPOSE	GP	RUSH	REC	FG	KOR	IR	TOTAL	AVG/G
Tiger Jones	18	5	2121	0	0	0	2126	118.1
Andrae Thurman	18	32	1197	0	170	0	1399	77.7
Ryan McDaniel	12	30	819	0	7	0	856	71.3
Alvance Robinson	5	0	196	0	408	0	604	120.8
Derrick Ross	18	506	69	0	0	0	575	31.9
LaRico Stevenson	15	0	0	0	449	72	521	34.7
Larry Brackins	14	0	243	0	16	28	287	20.5
James Romain	15	0	0	0	162	62	224	14.9
Emery Sammons	5	0	125	0	36	0	161	32.2
Rayshaun Kizer	18	0	0	0	0	96	96	5.3
Joe Goosby	18	0	0	0	0	84	84	4.7
Jason Jones	18	11	23	0	0	0	34	1.9
David Richardson	6	0	0	0	0	19	19	3.2
Steven Gachette	7	-10	0	0	0	0	-10	-1.4
Dan Raudabaugh	18	-18	0	0	0	0	-18	-1.0
Totals	18	556	4793	0	1248	361	6958	386.6
Opponents	18	323	4752	20	1991	181	7267	403.7

DEFENSE	GP	SOLO	AST.	TOT	TFL/YDS	SACKS-YDS
Rayshaun Kizer	18	78	8	82.0	1.0/4	0.0-0
LaRico Stevenson	15	64	20	74.0	1.0/1	0.0-0
Joe Goosby	18	52	33	68.5	3.0/5	2.0-4
James Romain	15	35	15	42.5	1.0/2	0.0-0
Bryan Robinson	17	35	13	41.5	17.5/79	11.0-66
Calvin Fance	14	26	12	32.0	5.5/22	4.5-21
Brandon Perkins	18	25	14	32.0	6.0/11	4.5-10
David Richardson	6	25	6	28.0	0.0/0	0.0-0
Larry Brackins	14	22	11	27.5	0.0/0	0.0-0
Carlos Campbell	2	13	6	16.0	1.0/1	0.0-0
Carlos Martinez	18	14	1	14.5	0.0/0	0.0-0
Morkeith Brown	10	11	6	14.0	4.5/14	1.5-6
Andrae Thurman	18	10	3	11.5	0.0/0	0.0-0
Dustin Barno	7	6	5	8.5	3.5/25	3.5-25
Ko Quaye	15	4	6	7.0	2.0/6	1.5-5
Steven Gachette	7	6	1	6.5	0.0/0	0.0-0
Ryan McDaniel	12	5	2	6.0	0.0/0	0.0-0
Emery Sammons	5	4	3	5.5	0.0/0	0.0-0
Tyron Hurst	6	3	5	5.5	2.0/9	1.5-8
Alvance Robinson	5	5	0	5.0	0.0/0	0.0-0
Derrick Ross	18	3	0	3.0	0.0/0	0.0-0
Dan Raudabaugh	18	2	0	2.0	0.0/0	0.0-0
Christian Johnson	18	1	1	1.5	0.0/0	0.0-0
Melik Brown	1	1	0	1.0	0.0/0	0.0-0
TEAM	9	1	0	1.0	0.0/0	0.0-0
Dustin Almond	9	1	0	1.0	0.0/0	0.0-0
Sioelli Fakalata	1	0	1	0.5	0.0/0	0.0-0
Totals	18	452	172	538.0	48/179	31-152
Opponents	18	475	176	563.0	33/135	7-47

DEFENSE	GP	INT-YDS	BRUP	QBH	FR-YDS	FF	BLK	SAF
Rayshaun Kizer	18	9-96	25	0	3-18	1	0	0
LaRico Stevenson	15	7-72	12	0	3-9	2	0	0
Joe Goosby	18	4-84	8	0	3-0	1	0	0
James Romain	15	3-62	19	0	0-0	3	0	0
Bryan Robinson	17	0-0	3	4	0-0	2	6	0
Calvin Fance	14	0-0	0	3	1-18	1	0	0
Brandon Perkins	18	0-0	0	1	1-35	0	0	1
David Richardson	6	1-19	2	0	0-0	1	0	0
Larry Brackins	14	2-28	1	0	0-0	0	0	0
Carlos Campbell	2	0-0	3	0	1-0	0	0	0
Carlos Martinez	18	0-0	0	0	0-0	1	0	0
Morkeith Brown	10	0-0	1	0	1-0	0	0	0
Andrae Thurman	18	0-0	0	0	1-6	0	0	0
Dustin Barno	7	0-0	0	0	0-0	0	0	0
Ko Quaye	15	0-0	1	3	0-0	0	0	0
Steven Gachette	7	0-0	0	0	0-0	0	0	0
Ryan McDaniel	12	0-0	0	0	1-0	0	0	1
Emery Sammons	5	0-0	0	0	1-0	1	0	0
Tyron Hurst	6	0-0	0	1	0-0	0	0	0
Alvance Robinson	5	0-0	0	0	0-0	0	0	0
Derrick Ross	18	0-0	0	0	1-0	1	0	0
Dan Raudabaugh	18	0-0	0	0	0-0	0	0	0
Christian Johnson	18	0-0	0	0	0-0	0	0	0
Melik Brown	1	0-0	0	0	0-0	0	0	0
TEAM	9	0-0	0	0	1-0	1	0	0
Dustin Almond	9	0-0	0	0	0-0	0	0	0
Sioelli Fakalata	1	0-0	0	0	0-0	0	0	0
Totals	18	26-361	75	12	18-86	15	6	2
Opponents	18	16-181	58	9	22-125	17	1	0

INTERCEPTIONS	NO.	YDS.	AVG.	TD	LONG
Rayshaun Kizer	9	96	10.7	1	45
LaRico Stevenson	7	72	10.3	0	25
Joe Goosby	4	84	21.0	2	48
James Romain	3	62	20.7	1	50
Larry Brackins	2	28	14.0	0	23
David Richardson	1	19	19.0	0	19
Totals	26	361	13.9	4	50
Opponents	16	181	11.3	3	35

KICK RETURNS	NO.	YDS.	AVG.	TD	LONG
LaRico Stevenson	35	449	12.8	0	26
Alvance Robinson	26	408	15.7	0	31
Andrae Thurman	12	170	14.2	1	55
James Romain	9	162	18.0	1	55
Larry Brackins	5	16	3.2	1	15
Emery Sammons	3	36	12.0	0	14
Ryan McDaniel	3	7	2.3	0	7
Brandon Perkins	1	0	0.0	0	0
Totals	97	1248	12.9	3	55
Opponents	116	1991	17.2	2	56

FUMBLE RETURNS	NO.	YDS.	AVG.	TD	LONG
LaRico Stevenson	2	9	4.5	2	6
Rayshaun Kizer	2	18	9.0	0	13
Andrae Thurman	1	6	6.0	0	0
Calvin Fance	1	18	18.0	1	18
Brandon Perkins	1	35	35.0	1	35
Carlos Campbell	0	0	0.0	1	0
Totals	7	86	12.3	5	35
Opponents	10	125	12.5	3	44

YEARLY BREAKDOWNS- 2013

SCORING	TD	FG	PAT	RSH	RCV	PASS	2PT	SAF	PTS
Derrick Ross	39	0-0	0-0	0-0	1	0-0	0	0	236
Tiger Jones	39	0-0	0-0	0-0	1	0-0	0	0	236
Carlos Martinez	0	6-7	126-140	0-1	0	0-0	0	0	144
Ryan McDaniel	22	0-0	0-0	0-0	0	0-0	0	1	134
Andrae Thurman	18	0-0	0-0	0-0	1	0-0	0	0	110
Larry Brackins	16	0-0	0-0	0-0	0	0-0	0	0	96
Alvance Robinson	2	0-0	0-0	0-0	0	0-0	0	0	12
James Romain	2	0-0	0-0	0-0	0	0-0	0	0	12
Jason Jones	2	0-0	0-0	0-0	0	0-0	0	0	12
Joe Goosby	2	0-0	0-0	0-0	0	0-0	0	0	12
LaRico Stevenson	2	0-0	0-0	0-0	0	0-0	0	0	12
Rayshaun Kizer	1	0-0	0-0	1-0	0	0-0	0	0	8
Brandon Perkins	1	0-0	0-0	0-0	0	0-0	0	1	8
Carlos Campbell	1	0-0	0-0	0-0	0	0-0	0	0	6
Calvin Fance	1	0-0	0-0	0-0	0	0-0	0	0	6
Emery Sammons	1	0-0	0-0	0-0	0	0-0	0	0	6
Bryan Robinson	0	0-0	0-0	0-0	0	0-0	1	0	1
Dan Raudabaugh	0	0-0	0-0	0-0	0	2-3	0	0	0
Dustin Almond	0	0-0	0-0	0-0	0	0-1	0	1	0
Steven Gachette	0	0-0	0-0	0-0	0	1-3	0	0	0
TEAM	0	0-0	0-0	0-0	0	0-0	0	0	0
Total	149	6-7	126-141	1-1	3	3-7	1	2	1052
Opponents	121	4-9	79-101	1-4	10	10-16	0	0	839

YEARLY BREAKDOWNS- 2014

TEAM	W	L	PCT.	PF	PA	HOME	AWAY	DIV	CONF
Cleveland	17	1	.944	991	782	9-0	8-1	7-1	12-1
Pittsburgh	15	3	.833	1015	778	8-1	7-2	6-2	11-2
Philadelphia	9	9	.500	1021	949	7-2	2-7	2-5	7-7
Iowa	6	12	.333	848	1046	3-6	3-6	0-7	2-10

SCORE BY QUARTER	1 st	2 nd	3 rd	4 th	TOTAL
PHILADELPHIA	244	292	200	285	1021
Opponents	239	244	186	273	949

RUSHING	GP	ATT	GAIN	LOSS	NET	AVG	TD	LONG	AVG/G
Derrick Ross	18	151	509	22	487	3.2	36	20	27.1
Ryan McDaniel	12	9	33	2	31	3.4	2	9	2.6
Dan Raudabaugh	18	5	21	4	17	3.4	0	20	0.9
Bryan Randall	14	2	16	0	16	8.0	0	10	1.1
Tiger Jones	18	2	7	0	7	3.5	0	7	0.4
Markee White	6	1	5	0	5	5.0	0	5	0.8
Totals	18	170	591	28	563	3.3	38	20	31.3
Opponents	16	107	292	20	272	2.5	19	15	15.1

PASSING	GP	RATING	ATT-CMP-INT	PCT	YDS	TD	LONG	AVG/G
Dan Raudabaugh	18	112.46	363-562-18	64.6	4328	85	49	240.4
Bryan Randall	14	131.69	20-33-0	60.6	313	6	35	22.4
TEAM	10	39.58	0-0-0	0.0	-44	0	0	-4.4
Totals	18	113.55	383-595-18	64.4	4597	91	49	255.4
Opponents	18	106.20	389-681-21	57.1	4867	109	47	270.4

RECEIVING	GP	REC	YDS	AVG	TD	LONG	AVG/G
Tiger Jones	18	114	1646	14.4	33	40	91.4
Ryan McDaniel	12	80	1026	12.8	19	49	85.5
Emery Sammons	9	54	617	11.4	9	47	68.6
V'Keon Lacey	13	41	447	10.9	12	35	34.4
Markee White	6	32	332	10.4	8	27	55.3
Robert Redd	8	22	201	9.1	0	22	25.1
Derrick Ross	18	20	198	9.9	4	39	11.0
Adam Smith	18	9	74	9.2	3	16	4.1
Larry Brackins	3	7	73	10.4	0	15	24.3
Wayne Tribue	15	3	19	6.3	2	9	1.3
Bryan Randall	14	1	8	8.0	1	8	0.6
Totals	18	383	4641	12.1	91	49	257.8
Opponents	18	389	5040	13.0	109	47	280.0

FIELD GOALS	FGM-FGA	PCT	01-19	20-29	30-39	40-49	50-99	LONG	BLK
Carlos Martinez	2-7	28.6	1-2	1-1	0-2	0-2	0-0	22	1

FG RETURNS	RET	YDS	AVG	TD	LONG
Totals	0	0	0.0	0	0
Opponents	2	62	31.0	0	35

TEAM STATS	PHI	OPP
SCORING	1021	949
Points Per Game	56.7	52.7
FIRST DOWNS	364	345
Rushing	64	38
Passing	260	248
Penalty	40	59
RUSHING YARDAGE	563	272
Yards gained rushing	591	292
Yards lost rushing	28	20
Rushing Attempts	170	107
Average Per Rush	3.3	2.5
Average Per Game	31.3	15.1
TDs Rushing	38	19
PASSING YARDAGE	4597	4867
Att-Comp-Int	595-383-18	681-389-21
Average Per Pass	7.7	7.1
Average Per Catch	12.0	12.5
Average Per Game	255.4	270.4
TDs Passing	91	109
TOTAL OFFENSE	5160	5139
Total Plays	772	815
Average Per Play	6.7	6.3
Average Per Game	286.7	285.5
KICK RETURNS: #-YARDS	109-1808	121-2100
FG RETURNS: #-YARDS	0-0	2-62
INT RETURNS: #-YARDS	21-266	18-216
KICK RETURN AVERAGE	16.6	17.4
FG RETURN AVERAGE	0.0	31.0
INT RETURN AVERAGE	12.7	12.0
FUMBLES-LOST	21-13	27-17
PENALTIES-YARDS	124-913	125-881
Average Per Game	50.7	48.9
TIME OF POSSESSION/GAME	29:36	29:27
3RD-DOWN CONVERSATIONS	58/110	54/130
3 rd -Down Pct.	53%	42%
4 th -DOWN CONVERSAIONS	15/43	35/65
4 th -Down Pct.	35%	54%
SACKS BY-YARDS	27-173	7-44
MISC YARDS	50	15
TOUCHDOWNS SCORED	147	137
FIELD GOALS-ATTEMPTS	2-7	4-5
4-point drop-kick FGs	0-0	0-0
PAT-ATTEMPTS	119-133	109-126
2-point drop-kick PATs	0-0	0-0
ATTENDANCE	77699	82214
Games/Avg Per Game	9/8633	9/9135

YEARLY BREAKDOWNS- 2014

TOTAL OFFENSE	GP	PLAYS	RUSH	PASS	TOTAL	AVG/G
Dan Raudabaugh	18	567	17	4328	4345	241.4
Derrick Ross	18	151	487	0	487	27.1
Bryan Randall	14	35	16	313	329	23.5
Ryan McDaniel	12	9	31	0	31	2.6
Tiger Jones	18	2	7	0	7	0.4
Markee White	6	1	5	0	5	0.8
TEAM	10	0	0	-44	-44	-4.4
Totals	18	765	563	4597	5160	286.7
Opponents	18	788	272	4867	5139	285.5

ALL-PURPOSE	GP	RUSH	REC	FG	KOR	IR	TOTAL	AVG/G
Tiger Jones	18	7	1646	0	0	0	1653	91.8
Ryan McDaniel	12	31	1026	0	0	0	1057	88.1
Robert Redd	8	0	201	0	810	0	1011	126.4
Derrick Ross	18	487	198	0	0	0	685	38.1
Emery Sammons	9	0	617	0	48	0	665	38.1
V'Keon Lacey	13	0	447	0	5	0	452	34.8
Raymond Little	5	0	0	0	421	0	421	84.2
LaRico Stevenson	14	0	0	0	354	0	354	25.3
Markee White	6	5	332	0	0	0	337	56.2
James Romain	18	0	0	0	164	143	307	17.1
Adam Smith	18	0	74	0	0	0	74	4.1
Larry Brackins	3	0	73	0	0	0	73	24.3
Rayshaun Kizer	18	0	0	0	164	143	307	14.1
Bryan Randall	14	16	8	0	0	0	24	1.7
Joe Goosby	16	0	0	0	0	22	22	1.4
Brandon Perkins	18	0	0	0	0	20	20	1.1
Wayne Tribue	15	0	19	0	0	0	19	1.3
Dan Raudabaugh	18	17	0	0	0	0	17	0.9
Kent Richardson	4	0	0	0	0	11	11	2.8
Fred Shaw	4	0	0	0	6	0	6	1.5
Totals	18	563	4641	0	1808	266	7278	404.3
Opponents	18	272	5040	62	2100	216	7690	427.2

DEFENSE	GP	SOLO	AST.	TOT	TFL/YDS	SACKS-YDS
Rayshaun Kizer	18	97	9	101.5	1.0/3	0.0-0
James Romain	18	74	16	82.0	0.0/0	0.0-0
Joe Goosby	16	48	21	58.5	0.5/1	0.0-0
LaRico Stevenson	14	47	9	51.5	1.0/2	0.0-0
Teddy Jennings	15	19	14	26.0	11.5/84	11.0-83
Brandon Perkins	18	16	16	24.0	7.0/28	5.0-25
Jerome Williams	9	14	5	16.5	1.5/11	1.5-11
Bryan Robinson	14	11	6	14.0	3.5/16	2.5-15
Kyle Whitehurst	3	10	4	12.0	0.0/0	0.0-0
T.J. Langley	11	8	8	12.0	0.0/0	0.0-0
Calvin Fance	7	10	3	11.5	0.5/2	0.5-2
Fred Shaw	4	8	6	11.0	0.0/0	0.0-0
Carlos Martinez	14	9	3	10.5	0.0/0	0.0-0
V'Keon Lacey	13	7	4	9.0	0.0/0	0.0-0
Kent Richardson	4	7	3	8.5	0.0/0	0.0-0
Emery Sammons	9	7	2	8.0	0.0/0	0.0-0
Bryan Randall	14	7	2	8.0	0.0/0	0.0-0
Derrick Ross	18	6	0	6.0	0.0/0	0.0-0
Raymond Little	5	5	1	5.5	0.0/0	0.0-0
Ryan McDaniel	12	4	3	5.5	0.0/0	0.0-0
Morkeith Brown	6	2	5	4.5	1.0/2	0.0-0
Kendrick Harper	1	4	0	4.0	0.0/0	0.0-0
Padric Scott	4	2	3	3.5	2.0/14	2.0-14
Markee White	6	3	0	3.0	0.0/0	0.0-0
Robert Redd	8	1	3	2.5	0.0/0	0.0-0
Chauncey Debose	1	2	1	2.5	0.0/0	0.0-0
Jason Holman	16	2	0	2.0	0.0/0	0.0-0
Wayne Tribue	15	1	2	1.5	0.5/1	0.0-0
Adam Smith	18	2	0	2.0	0.0/0	0.0-0
Tiger Jones	18	2	0	2.0	0.0/0	0.0-0
Tyron Hurst	5	1	1	1.5	0.5/1	0.0-0
Larry Brackins	3	1	1	1.5	0.0/0	0.0-0
John Striefsky	4	1	0	1.0	0.0/0	0.0-0
Rudi Cerami	2	1	0	1.0	0.0/0	0.0-0
Leavander Jones	1	0	1	0.5	0.0/0	0.0-0
TEAM	10	0	0	0.0	0.0/0	0.0-0
Totals	18	439	152	515.0	35.0/188	27.0-173
Opponents	18	454	144	526.0	19.0/66	7.0-44

DEFENSE	GP	INT-YDS	BRUP	QBH	FR-YDS	FF	BLK	SAF
Rayshaun Kizer	18	9-70	35	0	2-6	1	0	0
James Romain	18	5-143	18	0	4-31	2	0	0
Joe Goosby	16	2-22	4	1	2-0	4	0	0
LaRico Stevenson	14	1-0	6	0	0-0	1	0	0
Teddy Jennings	15	0-0	2	1	1-0	2	1	1
Brandon Perkins	18	2-20	3	3	0-0	0	0	0
Jerome Williams	9	0-0	1	0	2-0	0	0	0
Bryan Robinson	14	0-0	6	3	1-0	0	0	0
Kyle Whitehurst	3	0-0	0	0	0-0	0	0	0
T.J. Langley	11	0-0	0	2	0-0	1	0	0
Calvin Fance	7	0-0	0	0	0-0	2	0	0
Fred Shaw	4	0-0	0	0	0-0	1	0	0
Carlos Martinez	14	0-0	0	0	0-0	0	0	0
V'Keon Lacey	13	0-0	0	0	1-0	0	0	0
Kent Richardson	4	2-11	2	0	0-0	0	0	0
Emery Sammons	9	0-0	0	0	0-0	0	0	0
Bryan Randall	14	0-0	0	0	0-0	0	0	0
Derrick Ross	18	0-0	0	0	0-0	0	0	0
Raymond Little	5	0-0	0	0	0-0	0	0	0
Ryan McDaniel	12	0-0	0	0	1-0	0	0	0
Morkeith Brown	6	0-0	0	1	0-0	0	0	0
Kendrick Harper	1	0-0	2	0	0-0	0	0	0
Padric Scott	4	0-0	0	0	0-0	0	0	0
Markee White	6	0-0	0	0	0-0	0	0	0
Robert Redd	8	0-0	0	0	0-0	0	0	0
Chauncey Debose	1	0-0	0	0	0-0	0	0	0
Jason Holman	16	0-0	0	1	0-0	0	0	0
Wayne Tribue	15	0-0	0	0	0-0	0	0	0
Adam Smith	18	0-0	0	0	0-0	0	0	0
Tiger Jones	18	0-0	0	0	0-0	0	0	0
Tyron Hurst	5	0-0	0	1	0-0	0	0	0
Larry Brackins	3	0-0	0	0	0-0	1	0	0
John Striefsky	4	0-0	0	0	0-0	0	0	0
Rudi Cerami	2	0-0	0	0	0-0	0	0	0
Leavander Jones	1	0-0	0	0	0-0	0	0	0
TEAM	10	0-0	0	0	1-0	0	0	0
Totals	18	21-266	79	13	15-25	15	1	1
Opponents	18	18-216	57	5	7-0	9	4	0

INTERCEPTIONS	NO.	YDS.	AVG.	TD	LONG
Rayshaun Kizer	9	70	7.8	2	26
James Romain	5	143	28.6	2	53
Kent Richardson	2	11	5.5	0	11
Joe Goosby	2	22	11.0	2	8
Brandon Perkins	2	20	10.0	1	16
LaRico Stevenson	1	0	0.0	0	0
Totals	21	266	12.7	7	53
Opponents	18	216	12.0	5	40

KICK RETURNS	NO.	YDS.	AVG.	TD	LONG
Robert Redd	43	810	18.8	1	56
LaRico Stevenson	21	354	16.9	1	57
Raymond Little	21	421	20.0	1	55
James Romain	10	164	16.4	1	58
TEAM	6	0	0.0	0	0
Emery Sammons	5	48	9.6	0	19
Fred Shaw	1	6	6.0	1	6
V'Keon Lacey	1	5	5.0	0	5
Larry Brackins	1	0	0.0	0	0
Totals	109	1808	16.6	5	58
Opponents	121	2100	17.4	3	56

FUMBLE RETURNS	NO.	YDS.	AVG.	TD	LONG
James Romain	2	31	15.5	2	33
Rayshaun Kizer	1	-6	-6.0	0	0
V'Keon Lacey	1	0	0.0	1	0
Joe Goosby	1	0	0.0	1	0
Tiger Jones	0	0	0.0	1	0
Bryan Robinson	0	0	0.0	1	0
Totals	5	25	5.0	6	33
Opponents	1	0	0.0	1	0

YEARLY BREAKDOWNS- 2014

SCORING	TD	FG	PAT	RSH	RCV	PASS	2PT	SAF	PTS
Derrick Ross	40	0-0	0-0	0-0	0	0-0	0	0	240
Tiger Jones	34	0-0	0-0	0-0	1	0-0	0	0	210
Ryan McDaniel	21	0-0	0-0	0-0	0	0-0	0	0	126
Carlos Martinez	0	2-7	93-103	0-0	0	0-0	0	0	99
V'Keon Lacey	13	0-0	0-0	0-0	0	0-0	0	0	78
Emery Sammons	9	0-0	0-0	1-1	0	0-0	0	0	56
Markee White	8	0-0	0-0	0-0	1	0-0	0	0	50
James Romain	5	0-0	0-0	0-0	0	0-0	0	0	30
Jon Striefsky	0	0-0	26-29	0-0	0	0-0	0	0	26
Adam Smith	3	0-0	0-0	0-0	0	0-0	0	0	18
Joe Goosby	3	0-0	0-0	0-0	0	0-0	0	0	18
Rayshaun Kizer	2	0-0	0-0	0-0	0	0-0	0	0	12
Wayne Tribue	2	0-0	0-0	0-0	0	0-0	0	0	12
Bryan Robinson	1	0-0	0-0	0-0	0	0-0	0	0	6
Bryan Randall	1	0-0	0-0	0-0	0	0-2	0	0	6
Brandon Perkins	1	0-0	0-0	0-0	0	0-0	0	0	6
Raymond Little	1	0-0	0-0	0-0	0	0-0	0	0	6
LaRico Stevenson	1	0-0	0-0	0-0	0	0-0	0	0	6
Fred Shaw	1	0-0	0-0	0-0	0	0-0	0	0	6
Robert Redd	1	0-0	0-0	0-0	0	0-0	0	0	6
Teddy Jennings	0	0-0	0-0	0-0	0	0-0	0	1	2
Dan Raudabaugh	0	0-0	0-1	1-1	0	2-6	0	0	2
Total	147	2-7	119-133	4-5	2	2-8	0	1	1021
Opponents	137	4-5	109-126	3-8	0	0-3	0	0	949

YEARLY BREAKDOWNS- 2015

TEAM	W	L	PCT.	PF	PA	HOME	AWAY	DIV	CONF
Philadelphia	15	3	.833	1060	823	9-0	6-3	6-0	11-3
Cleveland	8	10	.444	953	959	3-6	5-4	3-3	6-8
New Orleans	3	14	.194	692	919	3-6	0-8	0-6	2-12

SCORE BY QUARTER	1 st	2 nd	3 rd	4 th	TOTAL
PHILADELPHIA	235	277	252	296	1060
Opponents	167	215	176	265	823

RUSHING	GP	ATT	GAIN	LOSS	NET	AVG	TD	LONG	AVG/G
Tommy Taggart	15	103	317	16	301	2.9	16	25	20.1
Dan Raudabaugh	18	3	21	0	21	7.0	1	14	1.2
Daverin Geraldts	4	8	15	1	14	1.8	0	4	3.5
Ryan McDaniel	18	6	8	0	8	1.3	1	5	0.4
Joe Goosby	18	8	6	0	6	0.8	3	2	0.3
Bryan Robinson	18	3	4	1	3	1.0	0	1	0.2
Jake Metz	6	1	1	0	1	1.0	0	1	0.2
Lonnie Outlaw	7	1	0	0	0	0.0	0	0	0.0
Total	18	133	372	18	354	2.7	21	25	19.7
Opponents	18	127	557	25	532	4.2	25	32	29.6

PASSING	GP	RATING	ATT-CMP-INT	PCT	YDS	TD	LONG	AVG/G
Dan Raudabaugh	18	122.39	411-620-12	66.3	4992	119	48	277.3
Bryan Randall	8	116.41	9-16-0	56.2	107	4	30	13.4
Ryan McDaniel	18	0.00	0-1-1	0.0	0	0	0	0.0
TEAM	10	39.58	0-0-0	0.0	-56	0	0	-5.6
Totals	18	121.09	420-637-13	65.9	5043	123	48	280.2
Opponents	18	91.44	331-621-24	53.3	3877	87	45	215.4

RECEIVING	GP	REC	YDS	AVG	TD	LONG	AVG/G
Marco Thomas	17	155	1772	11.4	40	48	104.2
Ryan McDaniel	18	114	1277	11.2	29	30	70.9
Shaun Kauleinamoku	14	70	1035	14.8	21	46	73.9
Harvey Binford	7	24	412	17.2	7	46	73.9
Lonnie Outlaw	7	17	235	13.8	7	35	33.6
Xavier Boyce	9	15	177	11.8	6	25	19.7
Adam Smith	17	14	114	8.1	9	17	6.7
Tommy Taggart	15	9	65	7.2	4	14	4.3
Neal Tivis	17	2	12	6.0	0	11	0.7
Totals	18	420	5099	12.1	123	48	283.3
Opponents	18	331	4012	12.1	87	45	222.9

FIELD GOALS	FGM-FGA	PCT	01-19	20-29	30-39	40-49	50-99	LONG	BLK
Tommy Frevert	4-8	50.0	0-0	3-4	1-3	0-0	0-1	32	0

FG RETURNS	RET	YDS	AVG	TD	LONG
Totals	0	0	0.0	0	0
Opponents	1	38	38.0	0	38

TEAM STATS	PHI	OPP
SCORING	1060	823
Points Per Game	58.9	45.7
FIRST DOWNS	373	321
Rushing	41	48
Passing	285	200
Penalty	47	73
RUSHING YARDAGE	354	532
Yards gained rushing	372	557
Yards lost rushing	18	25
Rushing Attempts	133	127
Average Per Rush	2.7	4.2
Average Per Game	19.7	29.6
TDs Rushing	21	25
PASSING YARDAGE	5043	3877
Att-Comp-Int	637-420-13	621-331-24
Average Per Pass	7.9	6.2
Average Per Catch	12.0	11.7
Average Per Game	280.2	215.4
TDs Passing	123	87
TOTAL OFFENSE	5397	4409
Total Plays	780	775
Average Per Play	6.9	5.7
Average Per Game	299.8	244.9
KICK RETURNS: #-YARDS	82-1253	110-1836
FG RETURNS: #-YARDS	0-0	1-38
INT RETURNS: #-YARDS	24-216	13-238
KICK RETURN AVERAGE	15.3	16.7
FG RETURN AVERAGE	0.0	38.0
INT RETURN AVERAGE	9.0	18.3
FUMBLES-LOST	13-10	23-13
PENALTIES-YARDS	146-1013	134-896
Average Per Game	56.3	49.8
TIME OF POSSESSION/GAME	30:17	29:37
3RD-DOWN CONVERSATIONS	59/114	50/126
3 rd -Down Pct.	52%	40%
4 th -DOWN CONVERSAIONS	25/42	22/59
4 th -Down Pct.	60%	37%
SACKS BY-YARDS	27-135	10-56
MISC YARDS	50	49
TOUCHDOWNS SCORED	151	118
FIELD GOALS-ATTEMPTS	4-8	3-7
ON-SIDE KICKS	7-23	4-25
RED-ZONE SCORES	74-88	49-62
RED-ZONE TOUCHDOWNS	71-88	49-62
4-point drop-kick FGs	0-0	0-0
PAT-ATTEMPTS	124-138	94-108
2-point drop-kick PATs	0-0	0-0
ATTENDANCE	69908	89148
Games/Avg Per Game	8/8738	9/9905

YEARLY BREAKDOWNS- 2015

TOTAL OFFENSE	GP	PLAYS	RUSH	PASS	TOTAL	AVG/G
Dan Raudabaugh	18	623	21	49922	5013	278.5
Tommy Taggart	15	103	301	0	301	20.1
Bryan Randall	8	16	0	107	107	13.4
Daverin Geraldts	4	8	14	0	14	3.5
Ryan McDaniel	18	7	8	0	8	0.4
Joe Goosby	18	8	6	0	6	0.3
Bryan Robinson	18	3	3	0	3	0.2
Jake Metz	6	1	1	0	1	0.2
TEAM	10	0	0	-56	-56	-5.6
Totals	18	770	354	5043	5397	299.8
Opponents	18	748	532	3877	4409	244.9

ALL-PURPOSE	GP	RUSH	REC	FG	KOR	IR	TOTAL	AVG/G
Marco Thomas	17	0	1772	0	0	0	1772	104.2
Ryan McDaniel	18	8	1277	0	-2	0	1283	71.3
Sean Kauleinamoku	14	0	1035	0	79	0	1114	79.6
LaRico Stevenson	17	0	0	0	801	45	846	49.8
James Romain	18	0	0	0	351	100	451	25.1
Harvey Binford	7	0	412	0	0	0	412	58.9
Tommy Taggart	15	301	65	0	0	0	366	24.4
Lonnie Outlaw	7	0	235	0	0	0	235	33.6
Xavier Boyce	9	0	177	0	1	0	178	19.8
Adam Smith	17	0	114	0	0	0	114	6.7
Kent Richardson	16	0	0	0	0	56	56	3.5
Dwayne Hollis	13	0	0	0	22	2	24	1.8
Dan Raudabaugh	18	21	0	0	0	0	21	1.2
Daverin Geraldts	4	14	0	0	0	0	14	3.5
Joe Goosby	18	6	0	0	1	7	14	0.8
Neal Tivis	17	0	12	0	0	0	12	0.7
Bryan Robinson	18	3	0	0	0	6	9	0.2
Jake Metz	6	1	0	0	0	0	1	0.2
Totals	18	354	5099	0	1253	216	6922	384.6
Opponents	18	532	4012	38	1836	238	6656	369.8

DEFENSE	GP	SOLO	AST.	TOT	TFL/YDS	SACKS-YDS
LaRico Stevenson	17	78	8	82.0	0.0/0	0.0-0
James Romain	18	64	10	69.0	1.0/3	0.0-0
Joe Goosby	18	56	25	68.5	0.0/0	0.0-0
Kent Richardson	16	54	14	61.0	1.0/4	0.0-0
Dwayne Hollis	13	32	6	35.0	0.0/0	0.0-0
Bryan Robinson	18	23	8	27.0	12.0/58	9.0-52
Beau Bell	11	18	13	24.5	6.0/36	4.5-24
Justin Lawrence	18	10	8	14.0	5.5/18	2.0-10
Brandon Freeman	8	13	2	14.0	2.0/6	0.0-0
Padric Scott	14	8	4	10.0	2.5/8	3.0-7
Teddy Jennings	6	5	10	10.0	6.0/22	6.0-20
Tommy Frevert	17	10	0	10.0	0.0/0	0.0-0
Jake Metz	6	7	2	8.0	0.5/2	0.5-2
Xavier Boyce	9	6	3	7.5	0.0/0	0.0-0
Harvey Binford	7	5	2	6.0	0.0/0	0.0-0
Curtis Young	6	4	3	5.5	1.5/12	1.0-11
Caleb Bostic	6	5	0	5.0	1.0/9	1.0-9
Ryan McDaniel	18	3	2	4.0	0.0/0	0.0-0
Lonnie Outlaw	7	3	1	3.5	0.0/0	0.0-0
Tommy Taggart	15	3	0	3.0	0.0/0	0.0-0
Adam Smith	17	3	0	3.0	0.0/0	0.0-0
Uriah Grant	2	2	0	2.0	0.0/0	0.0-0
Bryan Randall	8	1	2	2.0	0.0/0	0.0-0
Marco Thomas	17	2	.	2.0	0.0/0	0.0-0
Shaun Kauleinamoku	14	1	1	1.5	0.0/0	0.0-0
Shannon Breen	17	1	0	1.0	0.0/0	0.0-0
Totals	18	417	124	479.0	39.0/178	27.0-135
Opponents	18	431	146	504.0	20.0/72	10.0-56

DEFENSE	GP	INT-YDS	BRUP	QBH	FR-YDS	FF	BLK	SAF
LaRico Stevenson	17	5-45	5	0	1-0	0	0	0
James Romain	18	10-100	29	0	0-0	3	0	0
Joe Goosby	18	2-7	4	0	0-0	5	1	0
Kent Richardson	16	5-56	13	0	4-7	0	0	0
Dwayne Hollis	13	1-2	5	0	1-0	1	0	0
Bryan Robinson	18	1-6	2	2	2-34	1	1	1
Beau Bell	11	0-0	2	3	2-4	1	1	0
Justin Lawrence	18	0-0	2	3	1-0	2	1	0
Brandon Freeman	8	0-0	4	0	0-0	0	0	0
Padric Scott	14	0-0	1	0	0-0	0	1	0
Teddy Jennings	6	0-0	1	1	0-0	3	0	0
Tommy Frevert	17	0-0	0	1	0-0	1	0	0
Jake Metz	6	0-0	0	0	0-0	0	0	0
Xavier Boyce	9	0-0	1	0	1-17	0	0	0
Harvey Binford	7	0-0	0	0	0-0	0	0	0
Curtis Young	6	0-0	0	0	0-0	1	0	0
Caleb Bostic	6	0-0	0	0	1-0	1	0	0
Ryan McDaniel	18	0-0	0	0	0-0	0	0	0
Lonnie Outlaw	7	0-0	0	0	0-0	0	0	0
Tommy Taggart	15	0-0	0	0	0-0	0	0	0
Adam Smith	17	0-0	0	0	0-0	0	0	0
Uriah Grant	2	0-0	0	0	0-0	1	0	0
Bryan Randall	8	0-0	0	0	0-0	0	0	0
Marco Thomas	17	0-0	0	0	0-0	0	0	0
Shaun Kauleinamoku	14	0-0	0	0	0-0	0	0	0
Shannon Breen	17	0-0	0	0	0-0	0	0	0
Totals	18	24-216	68	10	13-62	19	5	1
Opponents	18	13-238	56	8	10-11	9	3	1

INTERCEPTIONS	NO.	YDS.	AVG.	TD	LONG
James Romain	10	100	10.0	1	43
LaRico Stevenson	5	45	9.0	0	20
Kent Richardson	5	56	11.2	2	46
Joe Goosby	2	7	3.5	1	6
Bryan Robinson	1	6	6.0	0	6
Dwayne Hollis	1	2	2.0	0	2
Totals	24	216	9.0	4	46
Opponents	13	238	18.3	2	52

KICK RETURNS	NO.	YDS.	AVG.	TD	LONG
LaRico Stevenson	44	801	18.2	0	40
James Romain	20	351	17.5	0	40
Shaun Kauleinamoku	8	79	9.9	0	18
Xavier Boyce	3	1	0.3	0	1
Dwayne Hollis	2	22	11.0	0	16
Ryan McDaniel	2	-2	-1.0	0	0
Lonnie Outlaw	2	0	0.0	0	0
Joe Goosby	1	1	1.0	0	1
Totals	82	1253	15.3	0	40
Opponents	110	1836	16.7	4	56

FUMBLE RETURNS	NO.	YDS.	AVG.	TD	LONG
Kent Richardson	2	7	3.5	0	5
Bryan Robinson	1	34	34.0	1	34
Xavier Boyce	1	17	17.0	1	0
Beau Bell	1	4	4.0	0	4
Adam Smith	0	0	0.0	1	0
Totals	5	62	12.4	3	34
Opponents	2	11	5.5	0	9

YEARLY BREAKDOWNS- 2015

SCORING	TD	FG	PAT	RSH	RCV	PASS	2PT	SAF	PTS
Marco Thomas	40	0-0	0-0	1-1	0	0-0	0	0	242
Ryan McDaniel	30	0-0	0-0	2-3	0	0-1	0	0	184
Tommy Frevert	0	4-8	124-137	0-0	0	0-0	0	0	136
Shaun Kauleinamoku	21	0-0	0-0	0-0	0	0-0	0	0	126
Tommy Taggart	20	0-0	0-0	0-1	0	0-0	0	0	120
Adam Smith	10	0-0	0-0	0-0	2	0-0	0	0	64
Xavier Boyce	7	0-0	0-0	0-0	1	0-0	0	0	44
Harvey Binford	7	0-0	0-0	0-0	0	0-0	0	0	42
Lonnie Outlaw	7	0-0	0-0	0-0	0	0-0	0	0	42
Joe Goosby	4	0-0	0-0	1-0	0	0-0	0	0	26
Kent Richardson	2	0-0	0-0	0-0	0	0-0	0	0	12
James Romain	1	0-0	0-0	1-0	0	0-0	0	0	8
Bryan Robinson	1	0-0	0-0	0-0	0	0-0	0	1	8
Dan Raudabaugh	1	0-0	0-0	0-0	0	3-5	0	1	6
Carlos Martinez	0	0-0	0-1	0-0	0	0-0	0	0	0
TEAM	0	0-0	0-0	0-2	0	0-0	0	0	0
Total	151	4-8	124-138	5-7	3	3-6	0	1	1060
Opponents	118	3-7	94-108	3-2	2	2-8	0	1	823



2016 SEASON REVIEW

GAME 1

Philadelphia Soul @ Cleveland Gladiators

April 1, 2016

SCORES	1 st	2 nd	3 rd	4 th	FINAL
Philadelphia	21	34	7	7	69
Cleveland	7	14	13	7	41

TEAM TOTALS	PHI	CLE
FIRST DOWNS	17	14
Rushing	0	3
Passing	15	10
Penalty	2	1
NET YARDS RUSHING	5	30
Rushing Attempts	2	4
Average Per Rush	2.5	7.5
Rushing Touchdowns	0	2
NET YARDS PASSING	239	176
Completions-Attempts-Int	22-37-2	19-39-4
Average Per Attempt	6.5	4.5
Average Per Completion	10.9	9.3
Passing Touchdowns	7	2
TOTAL OFFENSE YARDS	244	206
Total Offensive Plays	39	47
Average Gain Per Play	6.3	4.4
Fumbles: Number-Lost	1-0	2-1
Penalties: Number-Lost	8-57	6-40
KICKOFFS-YARDS	11-588	6-332
Average Yards Per Kickoff	53.5	55.3
Net Yards Per Kickoff	43.6	38.0
Touchbacks	4	3
MFG RETURNS: #-YDS-TD	0-0-0	0-0-0
Average Per Return	0.0	0.0
Kickoff returns: #-YDS-TD	3-89-0	7-88-0
Average Per Return	29.7	12.6
Interceptions: #-YDS-TD	4-77-3	2-82-2
Fumble Returns: #-YDS-TD	1-3-0	0-0-0
Miscellaneous Yards	-1	12
Possession Time	29:55	30:05
1 st Quarter	9:19	5:41
2 nd Quarter	3:45	11:15
3 rd Quarter	11:25	3:35
4 th Quarter	5:26	9:34
Third Down Conversions	2-6	2-7
Fourth Down Conversions	2-4	1-4
Red-Zone Scores-Chances	5-5	3-3
Sacks By: #-YDS	4-20	0-0
PAT Kicks	9-10	5-6
2-point drop-kick PATs	0-0	0-0
Field Goals	0-0	0-0
4-point drop-kick FGs	0-0	0-0
TDs Rush-Pass-Return	0-8-2	1-8-0

PHILADELPHIA– The Philadelphia Soul (1-0) started off their 2016 strong, with a 69-41 win over the Cleveland Gladiators (0-1) in front of 12,944 fans at the Quicken Loans Arena in Cleveland on Friday night.

WR Darius Reynolds led the receiving core with eight receptions for 79 yards and three touchdowns. *J Lewis Small* AFL Playmaker of the Game, Shaun Kauleinamoku added seven catches for 95 yards and three touchdowns. Ryan McDaniel had five receptions for 53 yards and one touchdown.

Under Armour Offensive Player of the Game, Dan Raudabaugh completed 21-of-33 passes for 233 yards and seven touchdowns. Cleveland's Chris Dieker completed 19-of-35 passes for 196 yards and two touchdowns.

Tracy Belton led the Soul defense with eight total tackles while *Riddell* Defensive Player of the Game Dwayne Hollis added one tackle, two interceptions for 33 yards. Joe Goosby added six total tackles and an interception. LaRico Stevenson had six total tackles. Jake Metz, Wes Mauia, Teddy Jennings and Justin Lawrence all contribute one sack.

After losing the toss, the Gladiators kicked off to the Soul. Dan Raudabaugh found Ryan McDaniel for the first touchdown of the night. Tommy Frevert's kick was good, giving the team a quick 7-0 lead with 12:31 left in the first quarter. Cleveland was unable to complete a first down, resulting in a turnover. Raudabaugh capitalized and found Darius Reynolds in the end-zone with another Soul touchdown. Kick was good and with 8:51 left, the Soul led 14-0. Cleveland's quarterback, Chris Dieker's first pass was intercepted by Dwayne Hollis, giving the Soul a first down. SK caught a 5-yard touchdown pass from Raudabaugh and with a good kick, the Soul led 21-0 with 6:01 remaining. A Dieker to Goodman pass resulted in a Gladiator touchdown with 4:02 left. At the end of the quarter, the Soul led the Gladiators 21-7.

Reynolds opened the second quarter off with an 18-yard touchdown reception from Raudabaugh to give the Soul a 28-7 lead. With 12:34 remaining in the half, Joe Goosby came up with an interception and an 18-yard touchdown. With 11:50 in the first half, the Soul led 35-7. Dwayne Hollis quickly intercepted another Dieker pass for a 33-yard touchdown. The kick was good and with 7:51 the Soul's lead continued 42-7 over the Gladiators. Dieker responded with a touchdown pass to Taylor for 18 yards and the Gladiators margin shortened to 42-14 with 1:14 left in the half. Defensive back Joe Powell caught a Raudabaugh pass for another Cleveland touchdown. With 55.4 seconds remaining, the Soul led 42-21. The Soul quickly recovered with another SK touchdown with 19.8 seconds left in the play. Kick was no good and Philadelphia led 48-21. Dieker's pass was again intercepted by DB Tracy Belton, resulting in a Soul touchdown. At the end of the first half, the Soul led 55-21.

The Gladiators started off the third quarter with a 4-yard rushing touchdown by Larry Beavers. With 13:13 remaining in the quarter, the Soul led 55-28. Raudabaugh's pass was intercepted by Powell for a 45-yard touchdown, but the Soul kept the lead 55-34 over the Gladiators. The Soul capped the third quarter scoring when Reynolds again found the end zone, making the score 62-34.

With 11:46 left in the game, Chris Dieker rushed a 1-yard touchdown, giving the Gladiators a score of 62-41. Raudabaugh connects with SK again for a Soul touchdown, stretching the Soul lead 69-41 over the Gladiators. A late fumble by back-up quarterback Arvell Nelson, recovered by Joe Goosby ended the game. The final score Soul 69, Gladiators 41.

2016 GAME BREAKDOWNS

SCORING SUMMARY		PLAY	PHI-CLE
1 st	11:20	PHI McDANIEL 9-yd pass from RAUDABAUGH (FREVERT kick)	7-0
	9:25	PHI REYNOLDS 8-yd pass from RAUDABAUGH(FREVERT kick)	14-0
	6:01	PHI KAULEINAMOKU 5-yd pass from RAUDABAUGH (FREVERT kick)	21-0
	4:02	CLE GOODMAN 6-yd pass from DIEKER (TREVINO kick)	21-7
2 nd	14:20	PHI REYNOLDS 18-yd pass from RAUDABAUGH (FREVERT kick)	28-7
	12:34	PHI GOOSBY 18-yd interception return (FREVERT kick)	35-7
	7:51	PHI HOLLIS 33-yd interception return (FREVERT kick)	42-7
	1:51	CLE TAYLOR 18-yd pass from DIEKER (TREVINO kick)	42-14
	0:55	CLE POWELL 37-yd interception return (TREVINO kick)	42-21
	0:19	PHI KAULEINAMOKU 32-yd pass from RAUDABAUGH (FREVERT kick failed)	48-21
	0:01	PHI BELTON 26-yd interception return (FREVERT kick)	55-21
3 rd	13:13	CLE BEAVERS 4-yd run (TREVINO kick blocked)	55-27
	7:55	CLE POWELL 45-yd interception return (TREVINO kick)	55-34
	1:05	PHI REYNOLDS 7-yd pass from RAUDABAUGH (FREVERT kick)	62-34
4 th	11:46	CLE DIEKER 1-yd run (TREVINO kick)	62-41
	9:03	PHI KAULEINAMOKU 9-yd pass from RAUDABAUGH (FREVERT, Tommy kick)	69-41

RUSHING	ATT	GAIN	LOSS	NET	TD	LONG	AVG/G
RICHARDSON	7	20	0	20	2	8	2.9
MCDANIEL	2	5	0	5	0	4	2.5
RAUDABAUGH	0	3	-3	14	0	0	-3.0
Total	10	25	3	22	2	8	2.2

PASSING	ATT-CMP-INT	YDS	TD	LONG	SACK
RAUDABAUGH	21-25-0	289	6	41	1
Team	0-0-0	-3	0	0	0
Totals	21-25-0	286	6	41	1

RECEIVING	NO.	YDS	TD	LONG
MCDANIEL	10	167	3	41
REYNOLDS	5	72	2	34
KAULEINAMOKU	5	45	0	13
SMITH	1	5	1	5
Totals	21	289	6	41

ALL RETURNS	MFG			KICKOFF			INTERCEPT		
	NO	YDS	LG	NO	YDS	LG	NO	YDS	LG
GOOSBY	0	0	0	0	0	0	1	18	18
HOLLIS	0	0	0	0	0	0	2	33	33
STEVENSON	0	0	0	3	89	46	0	0	0
BELTON	0	0	0	0	0	0	1	26	26
Totals	0	0	0	3	89	46	4	77	33

ALL PURPOSE	RUSH	RCV	KR	FGR	IR	TOTAL
KAULEINAMOKU	0	95	0	0	0	95
STEVENSON	0	0	89	0	0	89
REYNOLDS	0	79	0	0	0	79
MCDANIEL	0	53	0	0	0	53
HOLLIS	0	0	0	0	33	33
BELTON	0	0	0	0	26	26
GOOSBY	0	0	0	0	18	18
RICHARDSON	5	12	0	0	0	17
Total	5	239	89	0	77	410

KICKOFFS	NO.	YDS	TB	OB	AVG.
FREVERT	11	588	4	1	53.5

GAME 2

Jacksonville Sharks @ Philadelphia Soul

April 11, 2016

SCORES	1 st	2 nd	3 rd	4 th	FINAL
Jacksonville	14	14	14	17	59
Philadelphia	14	13	7	7	41

TEAM TOTALS	JAX	PHI
FIRST DOWNS	16	22
Rushing	0	4
Passing	13	16
Penalty	3	2
NET YARDS RUSHING	2	50
Rushing Attempts	8	6
Average Per Rush	0.2	8.3
Rushing Touchdowns	1	2
NET YARDS PASSING	333	339
Completions-Attempts-Int	22-37-0	25-41-3
Average Per Attempt	9.0	8.3
Average Per Completion	15.1	13.6
Passing Touchdowns	7	4
TOTAL OFFENSE YARDS	335	389
Total Offensive Plays	45	47
Average Gain Per Play	7.4	8.3
Fumbles: Number-Lost	0-0	1-1
Penalties: Number-Lost	10-61	9-54
KICKOFFS-YARDS	10-565	5-285
Average Yards Per Kickoff	56.5	57.0
Net Yards Per Kickoff	47.8	47.8
Touchbacks	6	2
MFG RETURNS: #-YDS-TD	0-0-0	0-0-0
Average Per Return	0.0	0.0
Kickoff returns: #-YDS-TD	4-36-0	5-57-0
Average Per Return	9.0	11.4
Interceptions: #-YDS-TD	3-41-0	0-0-0
Fumble Returns: #-YDS-TD	0-0-0	0-0-0
Miscellaneous Yards	0	0
Possession Time	30:02	29:58
1 st Quarter	7:04	7:56
2 nd Quarter	8:16	6:44
3 rd Quarter	7:54	7:06
4 th Quarter	6:48	8:12
Third Down Conversions	4-8	2-4
Fourth Down Conversions	1-2	1-2
Red-Zone Scores-Chances	5-6	5-7
Sacks By: #-YDS	0-0	0-0
PAT Kicks	8-8	5-6
2-point drop-kick PATs	0-0	0-0
Field Goals	1-1	0-0
4-point drop-kick FGs	0-0	0-0
TDs Rush-Pass-Return	1-7-0	2-4-0

PHILADELPHIA—The Philadelphia Soul (1-1) had a disappointing start to their season, losing their home opener 59-41 to the Jacksonville Sharks (1-1) in front of 8,550 fans at the Wells Fargo Center in Philadelphia on Monday night.

Jacksonville WR and *Under Armour* Offensive Player of the Game, Joe Hills led both teams with four touchdown receptions and 154 yards. *J Lewis Small* AFL Playmaker of the Game, Tiger Jones added seven catches for 126 yards and two touchdowns. Soul WR Darius Reynolds had 10 receptions for 129 yards and three touchdowns.

Jacksonville QB Tommy Grady completed 21-of-35 passes for 326 yards and seven touchdowns. Soul QB Dan Raudabaugh completed 24-of-36 passes for 306 yards, three touchdowns and three interceptions.

After winning the toss, the Sharks elected to defer to the second half and kicked off to the Soul. Dan Raudabaugh's pass was intercepted by Greg Reid. Grady connected with Roger Jackson for a 9-yard touchdown and Marco Capozzoli's kick was good. The Sharks led the Soul 7-0 with 9:21 left in the quarter. The Soul quickly responded when Raudabaugh connected with Ryan McDaniel for a 35-yard catch. This set up a one-yard rushing touchdown by Darius Reynolds. Tommy Frevert's kick was good, tying up the game 7-7 with 7:16 left to play. Tommy Grady found Joe Hills for a 33-yard touchdown pass and the kick was good. The Sharks went up 14-7 with 4:25 left in the quarter. Raudabaugh was able to connect with Shaun Kauleinamoku for a 10-yard touchdown pass tying up the game again with 30 seconds left. At the end of the quarter the Sharks and Soul were tied 14-14.

Tommy Grady opened up the second quarter with a 26-yard touchdown pass to Tiger Jones. The kick was good, giving the Sharks a 21-14 lead with 13:02 left to play in the quarter. The Soul answered right back when Jeramie Richardson ran the ball into the end zone for a 13-yard touchdown. The Soul tied up the game, 21-21 with 10:25 left in the quarter. The Soul defense had a 4th and goal stop when Joe Goosby defended a pass from Tommy Grady to Moqut Ruffins. The Sharks countered with a stop of their own. Raudabaugh connected with Reynolds, who was tackled a yard short of the first down by David Hyland. Tommy Grady completed a 29-yard pass to Tiger Jones to set up a one-yard touchdown run by Ross. With a successful kick the Sharks took a 28-21 lead with 12 seconds remaining. Raudabaugh responded with a 15-yard touchdown pass to Kauleinamoku to end the quarter. Tommy Frevert's kick was no good and at the end of the first half the Soul trailed the Sharks 28-27.

The Sharks started off the third quarter with a 28-yard pass from Grady to Jones for his second touchdown of the game. With 13:09 left in the quarter the kick was good to give the Sharks a 35-27 lead. Raudabaugh completed a 12-yard touchdown pass to Reynolds. The Soul trailed 35-34 with 8:55 left to play. Hills scored his second touchdown of the game on a 21-yard touchdown pass from Tommy Grady and the Sharks led the Soul 42-34 with 4:07 left in the quarter. Raudabaugh threw his second interception to Reid with 1:32 to play. At the end of the third quarter the Sharks were leading the Soul 42-34.

The Sharks opened up the fourth quarter with a field goal by Capozzoli to increase their lead to 45-34 over the Soul. McDaniel fumbled and the Sharks took over with 13:31 left to play. Grady connected with Hills on a 4-yard pass for his third touchdown of the game. With 9:31 left in the game, the Sharks led the Soul 52-34. Raudabaugh threw his third interception of the game to LaRoche Jackson with 5:34 left to play. Grady capitalized with a 23-yard pass to Hills, resulting in his fourth touchdown of the night. Backup quarterback Luke Collis found Reynolds for his third touchdown of the game with a 33-yard pass. The kick was good, leaving the Soul trailing the Sharks at the end of the game, 59-41.

2016 GAME BREAKDOWNS

SCORING SUMMARY			PLAY	JAX-PHI
1 st	9:58	JAX	JACKSON 9-yd pass from GRADY (CAPOZZOLI kick)	7-0
	7:56	PHI	REYNOLDS 1-yd run (FREVERT kick)	7-7
	5:10	JAX	HILLS 33-yd pass from GRADY (CAPOZZOLI kick)	14-7
	1:15	PHI	KAULEINAMOKU 10-yd pass from RAUDABAUGH (FREVERT kick)	14-14
2 nd	13:42	JAX	JONES 26-yd pass from GRADY (CAPOZZOLI kick)	21-14
	10:53	PHI	RICHARDSON 13-yd run (FREVERT kick)	21-21
	0:12	JAX	ROSS 1-yd run (CAPOZZOLI kick)	28-21
	0:00	PHI	REYNOLDS 15-yd pass from RAUDABAUGH (TREVINO kick)	28-27
3 rd	13:48	JAX	JONES 28-yd pass from GRADY (CAPOZZOLI kick)	35-27
	9:43	PHI	REYNOLDS 12-yd pass from RAUDABAUGH (FREVERT kick)	35-34
	4:33	JAX	HILLS 21-yd pass from GRADY (CAPOZZOLI kick)	42-34
4 th	14:53	JAX	CAPOZZOLI 26-yd field goal	45-34
	10:10	JAX	HILLS 4-yd pass from GRADY (CAPOZZOLI kick)	52-34
	2:05	JAX	HILLS 23-yd pass from GRADY (CAPOZZOLI kick)	59-34
	0:23	PHI	REYNOLDS 33-yd pass from COLLIS (FREVERT kick)	59-41

RUSHING	ATT	GAIN	LOSS	NET	TD	LONG	AVG/G
RICHARDSON	5	49	0	49	1	24	9.8
REYNOLDS	1	1	0	1	1	1	1.0
Totals	6	50	0	50	2	24	8.3

PASSING	ATT-CMP-INT	YDS	TD	LONG	SACK
RAUDABAUGH	24-36-3	306	3	35	0
COLLIS	1-5-0	33	1	33	0
Totals	25-41-3	339	4	35	0

RECEIVING	NO.	YDS	TD	LONG
REYNOLDS	10	129	3	33
MCDANIEL	9	135	0	35
KAULEINAMOKU	5	69	1	18
SMITH	1	6	0	6
Totals	25	339	4	35

ALL RETURNS	MFG			KICKOFF			INTERCEPT		
	NO	YDS	LG	NO	YDS	LG	NO	YDS	LG
DUVALT	0	0	0	5	57	32	0	0	0
Totals	0	0	0	5	57	32	0	30	30

ALL PURPOSE	RUSH	RCV	KR	FGR	IR	TOTAL
MCDANIEL	0	135	0	0	0	135
REYNOLDS	1	129	0	0	0	130
KAULEINAMOKU	0	69	0	0	0	69
DUVALT	0	0	57	0	0	57
RICHARDSON	49	0	0	0	0	0
SMITH	0	6	0	0	0	6
Total	50	339	57	0	0	446

KICKOFFS	NO.	YDS	TB	OB	AVG.
FREVERT	5	285	2	0	57.0

GAME 3

Portland Steel @ Philadelphia Soul

April 17, 2016

SCORES	1 st	2 nd	3 rd	4 th	FINAL
Philadelphia	14	28	7	21	70
Portland	6	0	20	6	32

TEAM TOTALS	PDX	PHI
FIRST DOWNS	17	13
Rushing	1	2
Passing	14	11
Penalty	2	0
NET YARDS RUSHING	14	33
Rushing Attempts	2	9
Average Per Rush	7.0	3.7
Rushing Touchdowns	0	1
NET YARDS PASSING	262	221
Completions-Attempts-Int	30-49-2	17-25-0
Average Per Attempt	5.3	8.8
Average Per Completion	8.7	13.0
Passing Touchdowns	5	8
TOTAL OFFENSE YARDS	276	254
Total Offensive Plays	54	34
Average Gain Per Play	5.1	7.5
Fumbles: Number-Lost	3-1	1-1
Penalties: Number-Lost	9-40	5-35
KICKOFFS-YARDS	5-219	10-552
Average Yards Per Kickoff	43.8	55.2
Net Yards Per Kickoff	29.6	42.2
Touchbacks	0	5
MFG RETURNS: #-YDS-TD	0-0-0	0-0-0
Average Per Return	0.0	0.0
Kickoff returns: #-YDS-TD	9-105-0	4-71-0
Average Per Return	11.7	17.8
Interceptions: #-YDS-TD	0-0-0	2-36-1
Fumble Returns: #-YDS-TD	0-0-0	0-0-0
Miscellaneous Yards	0	0
Possession Time	35:40	24:20
1 st Quarter	8:01	6:59
2 nd Quarter	7:47	7:13
3 rd Quarter	8:31	6:29
4 th Quarter	11:21	3:39
Third Down Conversions	5-12	3-5
Fourth Down Conversions	4-6	2-2
Red-Zone Scores-Chances	3-5	7-7
Sacks By: #-YDS	0-0	3-14
PAT Kicks	2-5	10-10
2-point drop-kick PATs	0-0	0-0
Field Goals	0-0	0-0
4-point drop-kick FGs	0-0	0-0
TDs Rush-Pass-Return	0-5-0	1-8-1

PHILADELPHIA—The Philadelphia Soul (2-1) bounced back this week to win their first game at home, 70-32 against the Portland Steel (0-3) in front of 8,782 fans at the Wells Fargo Center in Philadelphia on Sunday night.

Philadelphia WR and *J Lewis Small* AFL Playmaker of the Game, Ryan McDaniel led the Soul with five receptions for 78 yards and three touchdowns. Philadelphia WR Chris Duvalt added four receptions for 50 yards and three touchdowns. Portland WR Jared Perry led both teams with 111 yards and two touchdowns.

Philadelphia QB and *Under Armour* Offensive Player of the Game, Dan Raudabaugh completed 17-of-25 passes for 221 yards and eight touchdowns. Portland QB Danny Southwick completed 30-of-49 passes for 280 yards and five touchdowns.

To start off the game the Steel kicked off to the Soul. Raudabaugh connected with McDaniel for a 21-yard touchdown. Tommy Frevert's kick was good and the Soul led the Steel 7-0 with 8:41 to play in the first quarter. The Steel could not convert on fourth down and Raudabaugh took advantage by finding Chris Duvalt for a 10-yard touchdown pass. The Soul increased their lead to 14-0 with 4:14 left in the quarter. Danny Southwick threw an 11-yard touchdown pass to Jared Perry to put the Steel on the board. Ernesto Lacayo missed the kick and at the end of the quarter the Soul were led 14-7.

Jeramie Richardson opened up the second quarter with a three yard rushing touchdown and the Soul led the Steel 21-6 with 12:25 left in the quarter. Jake Metz sacked Southwick and forced a fumble that was recovered by Teddy Jennings. McDaniel caught his second touchdown of the game on an 18-yard pass from Raudabaugh. Frevert's kick was good and with 10:07 left the Soul were up 28-6 over the Steel. On fourth down Teddy Jennings sacked Southwick to stop the Steel. Raudabaugh connected with McDaniel on a 6-yard pass for his third touchdown of the game. With 4:01 left to play the Soul increased their lead to 35-6 over the Steel. The Soul recovered an onside kick to maintain possession. Shaun Kauleinamoku caught a 28-yard touchdown pass from Raudabaugh to put the Soul up 42-6 at the end of the half.

To begin the third quarter Southwick hit Gilson for a 13-yard touchdown pass. The kick was good and with 11:10 left to play in the quarter the Soul led the Steel 42-13. Duvalt scored his second touchdown of the game on a 3-yard pass from Raudabaugh and the Soul led 49-13 with 6:33 left to play. Southwick answered with a 32-yard touchdown pass to Tyrone Goard. Lacayo missed his second extra point and the Soul led 49-19 with 1:40 left in the quarter. Kauleinamoku fumbled and the Steel recovered the ball. Southwick then capitalized with a 23-yard touchdown pass to Perry. At the end of the quarter the Soul led the Steel 49-26.

Duvalt opened the fourth quarter with his third touchdown on a 30-yard pass from Raudabaugh. The kick was good and the Soul led 56-26 with 13:06 left to play. Southwick responded by hitting Gilson on a 13-yard pass for his second touchdown of the game. Lacayo missed his third extra point and with 10:31 left in the game the Soul were up 56-32. Raudabaugh found Kauleinamoku for his second touchdown of the game on an 8-yard pass. With 8:09 on the clock the Soul were winning 63-32. Tracy Belton intercepted Southwick and returned it for a 36-yard touchdown increasing the Soul's lead to 70-32 over the Steel, with 2:20 left to play. James Romain sealed the game for the Soul with an interception in the end zone with 12.6 seconds on the clock. The Soul beat the Steel 70-32.

2016 GAME BREAKDOWNS

SCORING SUMMARY			PLAY	PHI-PDX
1 st	9:23	PHI	McDANIEL 21-yd pass from RAUDABAUGH (FREVERT kick)	0-7
	4:57	PHI	DUVALT 10-yd pass from RAUDABAUGH (FREVERT kick)	0-14
	0:21	PDX	PERRY 11-yd pass from SOUTHWICK (LACAYO kick blocked)	6-14
2 nd	13:06	PHI	RICHARDSON 3-yd run (FREVERT kick)	6-21
	10:48	PHI	McDANIEL 18-yd pass from RAUDABAUGH (FREVERT kick)	6-28
	4:25	PHI	McDANIEL 6-yd pass from RAUDABAUGH (FREVERT kick)	6-35
	1:53	PHI	KAULEINAMOKU 28-yd pass from RAUDABAUGH (FREVERT kick)	6-42
3 rd	11:49	PDX	GILSON 13-yd pass from SOUTHWICK (LACAYO kick)	13-42
	7:14	PHI	DUVALT 3-yd pass from RAUDABAUGH (FREVERT kick)	13-49
	2:22	PDX	GOARD 32-yd pass from SOUTHWICK (LACAYO kick failed)	19-49
	0:35	PDX	PERRY 23-yd pass from SOUTHWICK (LACAYO kick)	26-49
4 th	13:51	PHI	DUVALT 30-yd pass from RAUDABAUGH (FREVERT kick)	26-56
	11:10	PDX	GILSON 13-yd pass from SOUTHWICK (LACAYO kick failed)	32-56
	8:53	PHI	KAULEINAMOKU 8-yd pass from RAUDABAUGH (FREVERT kick)	32-63
	3:10	PHI	BELTON 36-yd interception return (FREVERT kick)	32-70

RUSHING	ATT	GAIN	LOSS	NET	TD	LONG	AVG/G
RICHARDSON	9	38	5	33	1	22	3.7
Total	9	38	5	33	1	22	3.7

PASSING	ATT-CMP-INT	YDS	TD	LONG	SACK
RAUDABAUGH	17-25-0	221	8	30	0
Totals	17-25-0	221	8	30	0

RECEIVING	NO.	YDS	TD	LONG
MCDANIEL	5	78	3	21
KAULEINAMOKU	4	57	2	28
DUVALT	4	50	3	30
BINFORD	2	17	0	9
RICHARDSON	1	15	0	15
NEWELL	1	4	0	4
Totals	17	221	8	30

ALL RETURNS	MFG			KICKOFF			INTERCEPT		
	NO	YDS	LG	NO	YDS	LG	NO	YDS	LG
DUVALT	0	0	0	4	71	25	0	0	0
ROMAIN	0	0	0	0	0	0	1	0	0
BELTON	0	0	0	0	0	0	1	36	36
Totals	0	0	0	4	71	25	2	36	36

ALL PURPOSE	RUSH	RCV	KR	FGR	IR	TOTAL
DUVALT	0	50	71	0	0	121
MCDANIEL	0	78	0	0	0	78
KAULEINAMOKU	0	57	0	0	0	57
RICHARDSON	33	15	0	0	0	48
BELTON	0	0	0	0	36	36
BINFORD	0	17	0	0	0	17
NEWELL	0	4	0	0	0	4
Total	33	221	71	0	36	361

KICKOFFS	NO.	YDS	TB	OB	AVG.
FREVERT	10	552	5	0	55.2

GAME 4

Cleveland Gladiators @ Philadelphia Soul

April 23, 2016

SCORES	1 st	2 nd	3 rd	4 th	FINAL
Philadelphia	7	19	20	21	67
Cleveland	14	14	7	15	50

TEAM TOTALS	CLE	PHI
FIRST DOWNS	16	27
Rushing	5	3
Passing	9	20
Penalty	2	4
NET YARDS RUSHING	53	30
Rushing Attempts	7	9
Average Per Rush	7.6	3.3
Rushing Touchdowns	3	2
NET YARDS PASSING	190	315
Completions-Attempts-Int	13-30-3	26-31-1
Average Per Attempt	6.3	10.2
Average Per Completion	14.6	12.1
Passing Touchdowns	3	8
TOTAL OFFENSE YARDS	243	345
Total Offensive Plays	38	40
Average Gain Per Play	6.4	8.6
Fumbles: Number-Lost	0-0	0-0
Penalties: Number-Lost	9-56	10-60
KICKOFFS-YARDS	7-383	9-493
Average Yards Per Kickoff	54.7	54.8
Net Yards Per Kickoff	41.1	37.4
Touchbacks	1	0
MFG RETURNS: #-YDS-TD	0-0-0	0-0-0
Average Per Return	0.0	0.0
Kickoff returns: #-YDS-TD	8-156-0	6-90-0
Average Per Return	19.5	15.0
Interceptions: #-YDS-TD	1-30-1	3-36-0
Fumble Returns: #-YDS-TD	0-0-0	0-0-0
Miscellaneous Yards	0	0
Possession Time	29:30	30:30
1 st Quarter	8:08	6:52
2 nd Quarter	5:21	9:39
3 rd Quarter	6:57	8:03
4 th Quarter	9:04	5:56
Third Down Conversions	2-6	0-0
Fourth Down Conversions	2-4	0-0
Red-Zone Scores-Chances	3-4	7-7
Sacks By: #-YDS	0-0	1-6
PAT Kicks	6-6	7-10
2-point drop-kick PATs	0-0	0-0
Field Goals	0-0	0-0
4-point drop-kick FGs	0-0	0-0
TDs Rush-Pass-Return	3-3-1	2-8-0

PHILADELPHIA—The Philadelphia Soul (3-1) won their second game at home, 67-50 against the Cleveland Gladiators (1-3) in front of 7,057 fans at the Wells Fargo Center in Philadelphia on Saturday night.

Philadelphia WR and *Under Armour* Offensive Player of the Game, Darius Reynolds led the team with 10 receptions for 114 yards and three touchdowns. Philadelphia WR Shaun Kaulienamoku added nine receptions for 114 yards and two touchdowns. Cleveland WR Collin Taylor led his team with six receptions for 75 yards and one touchdown.

Philadelphia QB and *J Lewis Small* AFL Playmaker of the Game, Dan Raudabaugh completed 26-of-31 passes for 315 yards and eight touchdowns. Cleveland QB Dennis Harvilla completed 6-of-18 passes for 86 yards and one touchdown. Cleveland QB Arvell Nelson completed 7-of-12 passes for 110 yards and two touchdowns.

The Soul won the coin toss, elected to defer and kicked off to the Gladiators to start the game. Havrilla scored a touchdown on a 2-yard rush and Adrian Trevino's kick was good, giving the Gladiators a quick lead with 11:35 to play in the first quarter. Raudabaugh answered with a 9-yard touchdown pass to Kaulienamoku. The kick was good and the game was tied 7-7 with 7:23 left in the first quarter. Havrilla scored his second touchdown of the game with a 1-yard touchdown run. At the end of the first quarter the Soul trailed the Gladiators 7-14.

Jeramie Richardson opened up the second quarter with a 2-yard rushing touchdown. The kick was no good and the Soul were trailing the Gladiators 13-14 with 11:11 left to play. Havrilla responded with a hand off to Phillip-Keith Manley for a 4-yard touchdown run and with 8:14 left in the second quarter the Soul still trailed 13-21. Raudabaugh's pass was intercepted by Marvin Ross and returned for a 30-yard touchdown. The Soul fell behind 13-28 to the Gladiators with 5:37 left on the clock. Raudabaugh connected with Ryan McDaniel for a 6-yard touchdown pass and with 2:31 left to play in the second quarter the Soul were behind 19-28 to the Gladiators. The Soul defense came up with a big fourth down stop. Raudabaugh capitalized with an 11-yard touchdown pass to Darius Reynolds. At the end of the first half the Soul were down 26-28 to the Gladiators.

Raudabaugh started off the third quarter with a 13-yard touchdown pass to Reynolds. The kick was no good and the Soul led the Gladiators 32-28 with 12:58 to play. Harvilla countered with a 35-yard touchdown pass to Thryon Lewis and with 9:10 left in the third quarter the Soul trailed the Gladiators, 32-35. Reynolds scored his third touchdown of the game on a 6-yard pass from Raudabaugh. The Soul went up 39-35 over Cleveland with 5:19 left to play in the third quarter. Joe Goosby intercepted Havrilla's pass and Jeramie Richardson took advantage to score his second touchdown of the game on a 2-yard rush. At the end of the third quarter the Soul were leading the Gladiators 46-35.

Arvell Nelson took over at quarterback for the Gladiators and opened up the fourth quarter with a 16-yard touchdown pass to Quentin Sims. The Gladiators two-point conversion was good and with 13:25 left to play the Soul led the Gladiators 46-43. Raudabaugh hit McDaniel on an 18-yard pass for his second touchdown of the night. The Soul increased their lead over Cleveland to 53-43 with 10:29 to play. Nelson responded with a 35-yard pass to Collin Taylor. The kick was good and with 9:05 left in the game the Soul were up 53-50. Raudabaugh connected with Kaulienamoku for a 7-yard touchdown pass with 8:00 left to play increasing the Soul's lead to 60-50 over the Gladiators. Dwayne Hollis picked off Nelson in the end zone and Raudabaugh capitalized with a 35-yard touchdown pass to Chris Duvalt. With 3:13 left to play the Soul were up 67-50. Tracy Belton sealed the game for the Soul with an interception with less than a minute to play. The Soul beat the Gladiators 67-50.

2016 GAME BREAKDOWNS

SCORING SUMMARY		PLAY	CLE-PHI
1 st	12:11	CLE HAVRILLA 2-yd run (TREVINO kick)	7-0
	8:05	PHI KAULEINAMOKU 9-yd pass from RAUDABAUGH (CLARKE kick)	7-7
	3:06	CLE HAVRILLA 1-yd run (TREVINO kick)	14-7
2 nd	11:27	PHI RICHARDSON 2-yd run (CLARKE kick blocked)	14-13
	8:53	CLE MANLEY 4-yd run (TREVINO kick)	28-13
	3:18	PHI McDANIEL 6-yd pass from RAUDABAUGH (CLARKE kick failed)	28-19
	0:04	PHI REYNOLDS 11-yd pass from RAUDABAUGH (CLARKE kick)	28-26
3 rd	13:42	PHI REYNOLDS 13-yd pass from RAUDABAUGH (CLARKE kick failed)	28-32
	9:51	CLE LEWIS 35-yd pass from HAVRILLA (TREVINO kick)	35-32
	6:05	PHI REYNOLDS 6-yd pass from RAUDABAUGH (CLARKE kick)	35-39
	2:35	PHI RICHARDSON 2-yd run (CLARKE kick)	25-46
4 th	14:15	CLE SIMS 16-yd pass from NELSON (LEWIS pass from NELSON)	43-46
	11:00	PHI McDANIEL 18-yd pass from RAUDABAUGH (CLARKE kick)	43-53
	9:49	CLE TAYLOR 35-yd pass from NELSON (TREVINO kick)	50-53
	8:48	PHI KAULEINAMOKU 7-yd pass from RAUDABAUGH (CLARKE kick)	50-60
	3:56	PHI DUVALT 45-yd pass from RAUDABAUGH (CLARKE kick)	50-67

RUSHING	ATT	GAIN	LOSS	NET	TD	LONG	AVG/G
RICHARDSON J.	7	20	0	20	2	8	2.9
MCDANIEL	2	5	0	5	0	4	2.5
RAUDABAUGH,	0	3	-3	14	0	0	-3.0
Total	10	25	3	22	2	8	2.2

PASSING	ATT-CMP-INT	YDS	TD	LONG	SACK
RAUDABAUGH	21-25-0	289	6	41	1
Team	0-0-0	-3	0	0	0
Totals	21-25-0	286	6	41	1

RECEIVING	NO.	YDS	TD	LONG
MCDANIEL	10	167	3	41
REYNOLDS	5	72	2	34
KAULEINAMOKU	5	45	0	13
SMITH	1	5	1	5
Totals	21	289	6	41

ALL RETURNS	NO	YDS	LG	NO	YDS	LG	NO	YDS	LG
KAULEINAMOKU	0	0	0	4	39	15	0	0	0
HOLLIS	0	0	0	1	16	16	0	0	0
ROMAIN	0	0	0	0	0	0	1	30	30
Totals	0	0	0	5	55	16	1	30	30

ALL PURPOSE	RUSH	RCV	KR	FGR	IR	TOTAL
KAULEINAMOKU	0	95	0	0	0	95
STEVENSON	0	0	89	0	0	89
REYNOLDS	0	79	0	0	0	79
MCDANIEL	0	53	0	0	0	53
HOLLIS	0	0	0	0	33	33
BELTON	0	0	0	0	26	26
GOOSBY	0	0	0	0	18	18
RICHARDSON	5	12	0	0	0	17
Total	5	239	89	0	77	410

KICKOFFS	NO.	YDS	TB	OB	AVG.
FREVERT	11	588	4	1	53.5

GAME 5

Philadelphia Soul @ LA KISS

May 2, 2016

SCORES	1 st	2 nd	3 rd	4 th	FINAL
Philadelphia	14	21	7	14	56
LA KISS	14	7	0	14	33

TEAM TOTALS	PHI	LAK
FIRST DOWNS	17	17
Rushing	2	2
Passing	15	19
Penalty	0	6
NET YARDS RUSHING	19	15
Rushing Attempts	9	8
Average Per Rush	2.1	1.9
Rushing Touchdowns	1	1
NET YARDS PASSING	246	191
Completions-Attempts-Int	18-25-0	18-41-2
Average Per Attempt	9.8	4.7
Average Per Completion	13.7	10.6
Passing Touchdowns	6	4
TOTAL OFFENSE YARDS	265	206
Total Offensive Plays	35	49
Average Gain Per Play	7.6	4.2
Fumbles: Number-Lost	1-1	0-0
Penalties: Number-Lost	9-45	7-56
KICKOFFS-YARDS	7-380	6-320
Average Yards Per Kickoff	54.3	53.3
Net Yards Per Kickoff	41.4	44.0
Touchbacks	2	2
MFG RETURNS: #-YDS-TD	0-0-0	0-0-0
Average Per Return	0.0	0.0
Kickoff returns: #-YDS-TD	4-46-0	5-80-0
Average Per Return	11.5	16.0
Interceptions: #-YDS-TD	2-54-1	0-0-0
Fumble Returns: #-YDS-TD	0-0-0	1-39-0
Miscellaneous Yards	1	0
Possession Time	28:47	31:13
1 st Quarter	6:52	8:08
2 nd Quarter	6:01	8:59
3 rd Quarter	4:50	10:10
4 th Quarter	11:04	3:56
Third Down Conversions	4-5	3-9
Fourth Down Conversions	1-1	2-5
Red-Zone Scores-Chances	2-3	3-4
Sacks By: #-YDS	0-0	1-4
PAT Kicks	8-8	3-5
2-point drop-kick PATs	0-0	0-0
Field Goals	0-0	0-0
4-point drop-kick FGs	0-0	0-0
TDs Rush-Pass-Return	1-6-1	1-4-0

ANAHEIM, CA—The Philadelphia Soul (4-1) won their second game on the road, 56-33 against the LA KISS (2-3) in front of 6,193 fans at the Honda Center in Anaheim, CA on Monday night.

Soul WR Darius Reynolds led the team with 10 receptions for 134 yards and three touchdowns. WR Shaun Kauleinamoku added six receptions for 97 yards and three touchdowns. KISS WR and *J. Lewis Small* Playmaker of the Game Donovan Morgan led his team with seven receptions for 106 yards and three touchdowns.

Philadelphia QB and *Under Armour* Offensive Player of the Game, Dan Raudabaugh completed 18-of-26 passes for 250 yards and six touchdowns. KISS QB Nathan Stanley completed 18-of-41 passes for 191 yards and four touchdowns.

The Soul lost the coin toss and the KISS kicked off to start the game. Raudabaugh connected with Kauleinamoku for a 28-yard touchdown, giving the Soul a quick lead 7-0, with 10:34 to play in the first quarter. Stanley answered with a 29-yard touchdown pass to Morgan and with 6:26 remaining in the quarter, the Soul were tied 7-7. Raudabaugh turned around and found SK for a 32-yard touchdown. Kick was good and with 4:28 left, the Soul again took the lead, 14-7. The KISS responded with a 10-yard touchdown run by Colin Madison for a KISS touchdown. At the end of the first quarter, the Soul were tied 14-14.

Darius Reynolds opened up the second quarter with a 33-yard touchdown pass. The kick was good and the Soul led 21-14. Tracy Belton picked off a pass by Stanley for another Soul touchdown. With 11:04 left in the first half, the Soul were leading 28-14. The KISS were unable to complete a first down and the Soul took over with 5:04 left in the half. Raudabaugh capitalized on this with another pass to SK for a 6-yard touchdown, his third of the night. With 2:02 left in the first half, the Soul widened the lead, 35-14. The KISS added six on the board with a 1-yard quarterback sneak by Stanley. Kick was good and with 17 seconds left in the first half, the Soul led 35-21.

With a slow start to the third quarter, the KISS were unable to complete a first down and the Soul got the ball with 7:04 left in the third quarter. Raudabaugh quickly found Reynolds for a 12-yard touchdown. At the end of the third quarter, the Soul led the KISS, 42-21.

The KISS opened up with a quick 7-yard touchdown pass by Stanley to Morgan. The kick was blocked and with 14:58 remaining in the game, the Soul kept their lead, 42-27. Raudabaugh connected with Reynolds for his third touchdown of the night. The kick was good and with 11:02 to play, the Soul led 49-27. Stanley immediately responded with a 40-yard touchdown pass to Morgan. Kick was no good and with 8:34 remaining, the Soul led 49-33. Jeramie Richardson rushed for one yard and his first touchdown of the night. The kick was good and with 2:51 left, the Soul kept the lead 56-33. At the end of the night, the Soul defeated the LA KISS 56-33.

2016 GAME BREAKDOWNS

SCORING SUMMARY		PLAY	PHI-LAK
1 st	11:15	PHI KAULEINAMOKU 28-yd pass from RAUDABAUGH (FREVERT kick)	7-0
	7:12	LAK MORGAN 29-yd pass from STANLEY (GOESSLING kick)	7-7
	4:45	PHI KAULEINAMOKU 32-yd pass from RAUDABAUGH (FREVERT kick)	14-7
	1:02	LAK MADISON 10-yd pass from STANLEY (GOESSLING kick)	14-14
2 nd	14:53	PHI REYNOLDS 32-yd pass from RAUDABAUGH (FREVERT kick)	21-14
	11:45	PHI BELTON 18-yd interception return (FREVERT kick)	28-14
	2:40	PHI KAULEINAMOKU 6-yd pass from RAUDABAUGH (FREVERT kick)	35-14
	0:17	LAK STANLEY 1-yd run (GOESSLING kick)	35-21
3 rd	5:56	PHI REYNOLDS 12-yd pass from RAUDABAUGH (FREVERT kick)	42-21
4 th	14:58	LAK MORGAN 7-yd pass from STANLEY (GOESSLING kick blocked)	42-27
	11:02	PHI REYNOLDS 13-yd pass from RAUDABAUGH (FREVERT kick)	49-27
	9:01	LAK MORGAN 40-yd pass from STANLEY (GOESSLING kick failed)	49-33
	2:51	PHI RICHARDSON 1-yd run (FREVERT kick)	56-33

RUSHING	ATT	GAIN	LOSS	NET	TD	LONG	AVG/G
RICHARDSON	9	21	2	19	1	7	2.1
Total	9	21	2	19	1	7	2.1

PASSING	ATT-CMP-INT	YDS	TD	LONG	SACK
RAUDABAUGH	18-25-0	250	6	32	1
Team	0-0-0	-4	0	0	0
Totals	18-25-0	246	6	32	1

RECEIVING	NO.	YDS	TD	LONG
REYNOLDS	10	134	3	32
KAULEINAMOKU	6	97	3	32
MCDANIEL	1	13	0	13
SMITH	1	6	0	6
Totals	18	250	6	32

ALL RETURNS	MFG			KICKOFF			INTERCEPT		
	NO	YDS	LG	NO	YDS	LG	NO	YDS	LG
HOLLIS	0	0	0	0	0	0	1	36	36
STEVENSON	0	0	0	1	6	6	0	0	0
DUVALT	0	0	0	3	40	22	0	0	0
BELTON	0	0	0	0	0	0	1	18	18
Totals	0	0	0	4	46	22	2	54	36

ALL PURPOSE	RUSH	RCV	KR	FGR	IR	TOTAL
REYNOLDS	0	134	0	0	0	134
KAULEINAMOKU	0	97	0	0	0	97
DUVALT	0	0	40	0	0	40
HOLLIS	0	0	0	0	36	36
RICHARDSON	19	0	0	0	0	19
BELTON	0	0	0	0	18	18
MCDANIEL	0	13	0	0	0	13
STEVENSON	0	0	6	0	0	6
SMITH	0	6	0	0	0	6
Total	19	250	46	0	54	369

KICKOFFS	NO.	YDS	TB	OB	AVG.
FREVERT	7	380	2	0	54.3

GAME 6

Tampa Bay Storm @ Philadelphia Soul

May 9, 2016

SCORES	1 st	2 nd	3 rd	4 th	FINAL
Tampa Bay	10	0	7	0	17
Philadelphia	6	20	7	14	47

TEAM TOTALS	TBS	PHL
FIRST DOWNS	7	16
Rushing	0	1
Passing	5	13
Penalty	2	2
NET YARDS RUSHING	5	12
Rushing Attempts	4	4
Average Per Rush	1.2	3.0
Rushing Touchdowns	0	1
NET YARDS PASSING	119	222
Completions-Attempts-Int	13-34-2	27-42-1
Average Per Attempt	3.5	5.3
Average Per Completion	9.2	8.2
Passing Touchdowns	2	4
TOTAL OFFENSE YARDS	124	234
Total Offensive Plays	38	47
Average Gain Per Play	3.3	5.0
Fumbles: Number-Lost	1-0	1-1
Penalties: Number-Lost	5-39	8-45
KICKOFFS-YARDS	4-226	6-340
Average Yards Per Kickoff	56.5	56.7
Net Yards Per Kickoff	45.0	42.0
Touchbacks	1	2
MFG RETURNS: #-YDS-TD	0-0-0	0-0-0
Average Per Return	0.0	0.0
Kickoff returns: #-YDS-TD	4-77-0	3-41-0
Average Per Return	19.2	13.7
Interceptions: #-YDS-TD	1-47-0	2-87-2
Fumble Returns: #-YDS-TD	0-0-0	0-0-0
Miscellaneous Yards	0	5
Possession Time	31:23	28:37
1 st Quarter	7:35	7:25
2 nd Quarter	9:10	5:50
3 rd Quarter	4:13	10:47
4 th Quarter	10:25	4:35
Third Down Conversions	2-8	2-7
Fourth Down Conversions	0-4	4-5
Red-Zone Scores-Chances	3-6	5-7
Sacks By: #-YDS	1-5	0-0
PAT Kicks	2-2	5-7
2-point drop-kick PATs	0-0	0-0
Field Goals	1-1	0-0
4-point drop-kick FGs	0-0	0-0
TDs Rush-Pass-Return	0-2-0	1-4-2

PHILADELPHIA, PA—The Philadelphia Soul (5-1) won their third game at home, 47-17 against the Tampa Bay Storm (0-5) in front of 8,172 fans at the Wells Fargo Center in Philadelphia, PA on Monday night.

Soul WR Shaun Kauleinamoku led the team with nine receptions for 58 yards and two touchdowns. Soul WR Ryan McDaniel added nine receptions for 99 yards and one touchdown. Tampa Bay WR and *J. Lewis Small* Playmaker of the Game, Phillip Barnett had two receptions for 22 yards and two touchdowns.

Philadelphia QB and *Under Armour* Offensive Player of the Game, Dan Raudabaugh completed 24-of-37 passes for 186 yards and four touchdowns. Tampa Bay QB Jonathan Bane completed 11-of-28 passes for 100 yards and two touchdowns.

The Soul won the coin toss to start the game and kicked off to Tampa Bay. On the first play of the game, Craig Peterson kicked a field goal to give the Storm a 3-0 lead with 11:41 left on the clock. On the Soul's first possession of the game, James Harrell intercepted Raudabaugh in the end zone. Jonathan Bane threw to Barnett for an 8-yard touchdown with 7:31 left in the game adding to their lead, 10-0. With less than four minutes left in the first, Jeramie Richardson rushed for a 2-yard touchdown. The Soul trailed the Storm 6-10 at the end of the first.

In the beginning of the second quarter, the Soul defense put a big stop to Tampa Bay's offense on 4th and goal on the Soul yard line. On the next drive, Raudabaugh found McDaniel in the end zone for an 11-yard touchdown. With 8:01 left in the second, the Soul took the lead for the first time in the game, 12-10. Later in the quarter, Soul DB Dwayne Hollis picked off Jonathan Bane for a touchdown. The Soul tacked seven points onto their lead, 19-10, with 1:44 left on the clock. On the next play of the game, the Soul recovered their onside kick. On that same drive, Raudabaugh completed his pass to Jake Metz for a 4-yard touchdown. At the end of the first half, the Soul led the Storm 26-10.

In the beginning of the third quarter, the Soul turned the ball over on downs. Tampa Bay was unable to capitalize on this opportunity. On the Soul's second drive of the quarter, Raudabaugh fumbled, and Tampa Bay recovered the ball. Bane found Barnett for a touchdown, making the score 26-17 with 7:28 left in the third. Later in the quarter, Raudabaugh tossed the ball to Sean Kauleinamoku for a 3-yard touchdown. At the end of the third quarter, the Soul led the Tampa Bay Storm 33-17.

To start the fourth quarter, Soul DB James Romain intercepted Bane for a touchdown. Philadelphia added to their lead, 40-17 with 12:09 left in the quarter. With their next possession of the game, the Storm turned the ball over on downs. Raudabaugh connected to Kauleinamoku for his second touchdown of the night with 7:11 left in the game. The Soul defeated the Tampa Bay Storm 47-17.

2016 GAME BREAKDOWNS

SCORING SUMMARY			PLAY	TBS-PHI
1 st	11:41	TBS	PETERSON 21-yd field goal	3-0
	8:14	TBS	BARNETT 8-yd pass from BANE (PETERSON kick)	10-0
	3:45	PHI	RICHARDSON 2-yd run (FREVERT kick)	10-6
2 nd	8:48	PHI	McDANIEL 11-yd pass from RAUDABAUGH (FREVERT kick failed)	10-12
	2:11	PHI	HOLLIS 40-yd interception return (FREVERT kick)	10-19
	0:00	PHI	METZ 4-yd pass from RAUDABAUGH (FREVERT kick)	10-26
3 rd	8:10	TBS	BARNETT 14-yd pass from BANE (PETERSON kick)	17-26
	0:04	PHI	KAULEINAMOKU 3-yd pass from RAUDABAUGH (FREVERT kick)	17-33
4 th	13:04	PHI	ROMAIN 47-yd interception return (FREVERT kick)	17-40
	7:52	PHI	KAULEINAMOKU 8-yd pass from RAUDABAUGH (FREVERT kick)	17-47

RUSHING	ATT	GAIN	LOSS	NET	TD	LONG	AVG/G
RICHARDSON	4	12	0	12	1	4	3.0
Total	4	12	0	12	1	4	3.0

PASSING	ATT-CMP-INT	YDS	TD	LONG	SACK
RAUDABAUGH	24-37-1	186	4	20	1
COLLIS	2-4-0	23	0	23	0
BELTON	1-1-0	14	0	14	0
TEAM	0-0-0	-1	0	0	0
Totals	27-42-1	222	4	23	1

RECEIVING	NO.	YDS	TD	LONG
MCDANIEL	10	122	1	23
KAULEINAMOKU	9	58	2	16
REYNOLDS	5	32	0	16
DUVALT	1	7	0	7
METZ	1	4	1	4
RICHARDSON	1	0	0	0
Totals	27	223	4	23

ALL RETURNS	MFG			KICKOFF			INTERCEPT		
	NO	YDS	LG	NO	YDS	LG	NO	YDS	LG
DUVALT	0	0	0	3	41	18	0	0	0
HOLLIS	0	0	0	0	0	0	1	40	40
ROMAIN	0	0	0	0	0	0	1	47	47
Totals	0	0	0	3	41	18	2	87	47

ALL PURPOSE	RUSH	RCV	KR	FGR	IR	TOTAL
MCDANIEL	0	122	0	0	0	122
KAULEINAMOKU	0	58	0	0	0	58
DUVALT	0	7	41	0	0	48
ROMAIN	0	0	0	0	47	47
HOLLIS	0	0	0	0	40	40
REYNOLDS	0	32	0	0	0	32
RICHARDSON	12	0	0	0	0	12
METZ	0	4	0	0	0	4
Total	12	223	41	0	87	363

KICKOFFS	NO.	YDS	TB	OB	AVG.
FREVERT	6	340	2	0	56.7

GAME 7

Arizona Rattlers @ Philadelphia Soul
May 14, 2016

SCORES	1 st	2 nd	3 rd	4 th	FINAL
Arizona	7	14	14	23	58
Philadelphia	14	17	20	14	65

TEAM TOTALS	ARI	PHL
FIRST DOWNS	27	18
Rushing	1	2
Passing	17	13
Penalty	9	3
NET YARDS RUSHING	-9	14
Rushing Attempts	4	7
Average Per Rush	-2.2	2.0
Rushing Touchdowns	0	2
NET YARDS PASSING	311	223
Completions-Attempts-Int	26-42-0	14-23-0
Average Per Attempt	7.4	9.7
Average Per Completion	12.0	15.9
Passing Touchdowns	8	6
TOTAL OFFENSE YARDS	302	237
Total Offensive Plays	47	30
Average Gain Per Play	6.4	7.9
Fumbles: Number-Lost	3-2	0-0
Penalties: Number-Lost	6-35	11-70
KICKOFFS-YARDS	6-324	10-568
Average Yards Per Kickoff	54.0	56.8
Net Yards Per Kickoff	38.3	41.4
Touchbacks	0	1
MFG RETURNS: #-YDS-TD	0-0-0	0-0-0
Average Per Return	0.0	0.0
Kickoff returns: #-YDS-TD	9-149-0	6-94-1
Average Per Return	16.6	15.7
Interceptions: #-YDS-TD	0-0-0	0-0-0
Fumble Returns: #-YDS-TD	0-0-0	0-0-0
Miscellaneous Yards	-7	0
Possession Time	36:25	23:35
1 st Quarter	7:14	7:46
2 nd Quarter	9:20	5:40
3 rd Quarter	9:26	5:34
4 th Quarter	10:25	4:35
Third Down Conversions	6-9	1-3
Fourth Down Conversions	2-3	0-0
Red-Zone Scores-Chances	5-6	6-7
Sacks By: #-YDS	0-0	1-5
PAT Kicks	6-6	8-9
2-point drop-kick PATs	0-0	0-0
Field Goals	0-0	1-1
4-point drop-kick FGs	0-0	0-0
TDs Rush-Pass-Return	0-8-0	2-6-1

PHILADELPHIA—The Philadelphia Soul (6-1) snapped their 0-6 series record against the Arizona Rattlers (5-2) with a 65-58 win in front of 8,505 fans at the Wells Fargo Center in Philadelphia, PA on Saturday night.

J. Lewis Small Playmaker of the Game and Soul WR Shaun Kauleinamoku caught three passes for 64 yards and two touchdowns. Soul WR Darius Reynolds added eight receptions for 126 yards and three touchdowns. Arizona WR Rod Windsor had 12 receptions for 153 yards and two touchdowns.

Philadelphia QB and *Under Armour* Offensive Player of the Game, Dan Raudabaugh completed 14-of-21 passes for 223 yards and six touchdowns. Arizona QB Nick Davila completed 26-of-42 passes for 316 yards and eight touchdowns.

The Soul lost the coin toss and Rattlers kicked off to start the game. Raudabaugh connected quickly with Money Reynolds for a 9-yard touchdown. Frevert's extra point was good and with 12:33 left in the quarter, the Soul took the lead 7-0. Arizona's Mykel Benson fumbled on a play and the ball was recovered by Sean Daniels. The Soul capitalized on this and Raudabaugh found SK for a 4-yard rushing touchdown. Kick was good and with 5:40 remaining in the first quarter, the Soul led 14-0. The Rattlers responded when Davila passed to Maurice Purify for the team's first touchdown of the night. Zendejas' kick was good and at the end of the first half, the Soul led 14-7.

The Soul started the second half strong when Raudabaugh found SK again for a 25-yard touchdown. The extra point was good and the Soul kept the lead, 21-7 with 14:32 left in the half. Davila and the Rattlers were unable to complete the first down, giving the ball back to the Soul. Frevert's field goal attempt was good and with 6:43 left in the first half, the Soul widened the lead, 24-7. The Rattlers found their second touchdown of the night when Davila connected with Purify again for an 8-yard touchdown. With 2:13 left in the half, the Soul led 24-14. McDaniel caught his first touchdown of the night, the kick was good and with one minute remaining in the half, the Soul led 31-14. Davila quickly responded with an 11-yard pass to Rod Windsor. Kick was good and at the end of the half, Soul led 31-21.

With a slow start to the third quarter, the Rattlers scored when Davila connected with Purify for his third touchdown of the night. Kick was good and with 9:37 left in the third quarter, the Soul remained in the lead 31-28. Raudabaugh instantly connected with SK for a touchdown and the kick was good, stretching the Soul's lead 38-28. Davila passed to Mykel Benson for a 28-yard Rattler touchdown. Extra point was good and with

5:35 left in the third, Soul kept the lead 38-35. An on-side kick attempt by Arizona was recovered by Soul's Daniels and returned for a touchdown. Kick was no good and with 4:31 left in the third quarter, the Soul were winning 44-35. The Rattlers fumbled the ball off the kick-off and it was recovered by Tracy Belton. Raudabaugh capitalized on this, handed off to Jeramie Richardson for a 4-yard rushing touchdown. At the end of the third quarter, the Soul led 51-35.

To start the fourth quarter, Davila passed to Purify for a touchdown. Arizona's two-point conversion attempt was good and with 13:26 left in the game, the Soul led 51-43. Raudabaugh answered by connecting with Reynolds for a Soul touchdown with 10:42 left in game, to make the score 58-43. On Arizona's next drive, Davila connected with Windsor for a touchdown. Their two-point conversion was successful again, making the game a close 58-51. Shortly after, Raudabaugh found 'Money' Reynolds in the end zone for his third touchdown of the night, adding to their lead, 65-51. With less than five minutes left in the game, Davila passed the ball to Amos for another Rattlers touchdown. The Soul came out on top, winning the game with a final score of 65-58.

2016 GAME BREAKDOWNS

SCORING SUMMARY		PLAY	PHI-ARI
1 st	13:16	PHI REYNOLDS 9-yd pass from RAUDABAUGH (FREVERT kick)	0-7
	6:23	PHI KAULEINAMOKU 4-yd run (FREVERT kick)	0-14
	3:01	ARI PURIFY 32-yd pass from DAVILA (ZENDEJAS kick)	7-14
2 nd	14:53	PHI KAULEINAMOKU 25-yd pass from RAUDABAUGH (FREVERT kick)	7-21
	6:43	PHI FREVERT 21-yd field goal	7-24
	2:55	ARI PURIFY 8-yd pass from DAVILA (ZENDEJAS kick)	14-24
	1:03	PHI McDANIEL 9-yd pass from RAUDABAUGH (FREVERT kick)	14-31
	0:03	ARI WINDSOR 11-yd pass from DAVILA (ZENDEJAS kick)	21-31
3 rd	9:37	ARI PURIFY 5-yd pass from DAVILA (ZENDEJAS kick)	28-31
	8:20	PHI KAULEINAMOKU 21-yd pass from RAUDABAUGH (FREVERT kick)	28-38
	6:22	PHI BENSON 28-yd pass from DAVILA (ZENDEJAS kick)	35-38
	5:28	PHI DANIELS 13-yd kickoff return (FREVERT kick)	35-44
	2:00	PHI RICHARDSON 4-yd run (FREVERT kick)	35-51
4 th	14:19	ARI PURIFY 3-yd pass from DAVILA (DAVILA rush)	43-51
	11:26	PHI REYNOLDS 5-yd pass from RAUDABAUGH (FREVERT kick)	43-58
	7:20	ARI WINDSOR 13-yd pass from DAVILA (BENSON rush)	51-58
	6:00	PHI REYNOLDS 48-yd pass from RAUDABAUGH (FREVERT kick)	51-65
	0:26	ARI AMOS 9-yd pass from DAVILA (ZENDEJAS kick)	58-65

RUSHING	ATT	GAIN	LOSS	NET	TD	LONG	AVG/G
RICHARDSON.	5	7	1	6	1	4	1.2
REYNOLDS	1	4	0	4	0	4	4.0
KAULEINAMOKU	1	4	0	4	1	4	4.0
Totals	7	15	1	14	2	4	2.0

PASSING	ATT-CMP-INT	YDS	TD	LONG	SACK
RAUDABAUGH	14-23-0	223	6	48	0
Totals	14-23-0	223	6	48	0

RECEIVING	NO.	YDS	TD	LONG
REYNOLDS	8	126	3	48
KAULEINAMOKU	3	64	2	25
MCDANIEL	2	33	1	24
SMITH	1	0	0	0
Totals	14	223	6	48

ALL RETURNS	MFG			KICKOFF			INTERCEPT		
	NO	YDS	LG	NO	YDS	LG	NO	YDS	LG
MCDANIEL	0	0	0	1	-2	0	0	0	0
STEVENSON	0	0	0	2	38	38	0	0	0
DANIELS	0	0	0	1	13	13	0	0	0
DUVALT	0	0	0	2	45	35	0	0	0
Totals	0	0	0	6	94	38	0	0	0

ALL PURPOSE	RUSH	RCV	KR	FGR	IR	TOTAL
REYNOLDS	4	126	0	0	0	130
KAULEINAMOKU	4	64	0	0	0	68
DUVALT	0	0	45	0	0	45
STEVENSON	0	0	38	0	0	38
MCDANIEL	0	33	-2	0	0	31
DANIELS	0	0	13	0	0	13
RICHARDSON	6	0	0	0	0	6
Total	14	223	94	0	0	331

KICKOFFS	NO.	YDS	TB	OB	AVG.
FREVERT	10	568	1	0	56.8

GAME 8

Orlando Predators @ Philadelphia Soul

May 21, 2016

SCORES	1 st	2 nd	3 rd	4 th	FINAL
Orlando	7	20	0	27	54
Philadelphia	7	27	21	7	62

TEAM TOTALS	ORL	PHL
FIRST DOWNS	21	19
Rushing	1	5
Passing	17	13
Penalty	3	1
NET YARDS RUSHING	12	17
Rushing Attempts	2	14
Average Per Rush	6.0	1.2
Rushing Touchdowns	0	4
NET YARDS PASSING	270	173
Completions-Attempts-Int	27-42-1	20-27-0
Average Per Attempt	6.4	6.4
Average Per Completion	10.0	8.6
Passing Touchdowns	8	4
TOTAL OFFENSE YARDS	282	190
Total Offensive Plays	46	42
Average Gain Per Play	6.1	4.5
Fumbles: Number-Lost	2-1	1-1
Penalties: Number-Lost	9-47	7-44
KICKOFFS-YARDS	2-106	8-446
Average Yards Per Kickoff	53.0	55.8
Net Yards Per Kickoff	44.5	43.8
Touchbacks	0	3
MFG RETURNS: #-YDS-TD	0-0-0	0-0-0
Average Per Return	0.0	0.0
Kickoff returns: #-YDS-TD	5-81-0	1-17-0
Average Per Return	16.2	17.0
Interceptions: #-YDS-TD	0-0-0	1-0-0
Fumble Returns: #-YDS-TD	0-0-0	1-1-1
Miscellaneous Yards	0	0
Possession Time	31:26	28:34
1 st Quarter	6:19	8:41
2 nd Quarter	9:03	5:57
3 rd Quarter	5:47	9:13
4 th Quarter	10:17	4:43
Third Down Conversions	7-9	4-7
Fourth Down Conversions	1-2	1-1
Red-Zone Scores-Chances	4-4	8-10
Sacks By: #-YDS	1-7	2-7
PAT Kicks	6-7	8-9
2-point drop-kick PATs	0-0	0-0
Field Goals	0-0	0-0
4-point drop-kick FGs	0-0	0-0
TDs Rush-Pass-Return	0-8-0	4-4-1

PHILADELPHIA—The Philadelphia Soul (7-1) snapped the Orlando Predators'(7-1) winning streak with a 62-54 win in front of 12,127 fans at the Wells Fargo Center in Philadelphia, PA on Saturday night.

Soul WR Darius Reynolds led the receivers with eight receptions for 66 yards and three touchdowns. Ryan McDaniel tallied six catches for 52 yards and one touchdown. Orlando WR and *J. Lewis Small Playmaker* of the Game, Brandon Thompkins led the Predator offense with thirteen receptions for 144 yards and five touchdowns.

Philadelphia QB and *Under Armour* Offensive Player of the Game, Dan Raudabaugh completed 20-of-27 passes for 180 yards and four touchdowns. Orlando QB Randy Hippeard completed 26-of-41 passes for 276 yards and eight touchdowns.

The Soul lost the coin toss and Predators kicked off to start the game. On their first drive of the game, Jeramie Richardson ran the ball in for a 1-yard touchdown to give the Soul a quick 7-0 lead. Predators' Hippeard retaliated back with a touchdown to Greg Carr with less than 7 minutes in the quarter. At the end of the first quarter, the Soul were tied 7-7.

An exciting second quarter began when Raudabaugh found Reynolds for a 4-yard touchdown, taking the lead for the first time in the game, 13-7. On the Predator's next drive, LB Joe Goosby shook Hippeard up with a sack. Hippeard found Brandon Thompkins in the end zone for a 9-yard Predators' touchdown, taking the lead, 14-13. Raudabaugh fired back with another touchdown pass to Money Reynolds for seven yards. The kick was good, and with 6:42 left in the quarter, the Soul took back the lead, 20-14. Not long after, Hippeard connected with Larry Brackins for an 8-yard TD. The kick was no good, and the Predators tied up the game with 52 seconds left in the quarter. The Soul wrestled back their lead with another 1-yard rushed touchdown by Richardson. At the end of the second, the Soul led the Predators 34-27.

On the first play of the third quarter, Soul DB Dwayne Hollis picked off Hippeard. Richardson ran in his third touchdown of the night. The kick was good, and the Soul added to their lead, 41-27 with 8:20 left in the quarter. On their next possession, Orlando turned the ball over on downs. The Soul got the ball on Orlando's 3-yard. On the next play, Raudabaugh passed the ball to Reynolds who suffered a loss of two yards.

Money quickly made up for the previous play by catching a 5-yard touchdown pass, earning his third of the night. The kick was good, and with 2:58 left in the quarter, the Soul led Orlando 48-27. Quickly after, Soul DB LaRico Stevenson capitalized on a kickoff return fumble to score another Soul touchdown. The kick was good, and at the end of the third quarter, the Soul led the game 55-27.

To begin the fourth quarter, Hippeard found Thompkins end zone for an 11-yard Predators' touchdown. The kick was good, to make the score 55-34 with 10:14 left in the game. The Soul fumbled on the next drive, and Orlando recovered the ball. Hippeard quickly connected to Chad Anderson for a 2-yard touchdown. The kick was no good, and with 5:14 left in the game, the Soul hung onto their lead, 55-40. Orlando went for an onside kick, and were able to recover it. Thompkins came in clutch once again with a 34-yard touchdown reception. The kick was good, and with 2:31 left on the clock, the score was a close 55-47. Raudabaugh answered with a 3-yard touchdown pass to Ryan McDaniel. The kick was good, and with just 56 seconds left on the clock, the Soul led the Predators 62-47. The Predators battled back with another Thompkins touchdown reception. The kick was good, and with only 26 seconds remaining, the score was 62-54. The Predators onside kick attempt was unsuccessful, and the Soul handed Orlando their first loss of the season with a final score of 62-54.

2016 GAME BREAKDOWNS

SCORING SUMMARY	PLAY	PHI-ORL
1 st 12:22	PHI RICHARDSON 1-yd run (FREVERT kick)	0-7
6:10	ORL CARR 16-yd pass from HIPPEARD (LEWIS kick)	7-7
2 nd 14:56	PHI REYNOLDS 4-yd pass from RAUDABAUGH (FREVERT kick failed)	7-13
9:55	ORL THOMPSON 9-yd pass from HIPPEARD (LEWIS kick)	14-13
7:30	PHI REYNOLDS 7-yd pass from RAUDABAUGH (FREVERT kick)	14-20
6:20	ORL THOMPSON 10-yd pass from HIPPEARD (LEWIS kick)	21-20
5:06	PHI McDANIEL 5-yd pass from RAUDABAUGH (FREVERT kick)	21-27
0:52	ORL BRACKINS 8-yd pass from HIPPEARD (LEWIS kick failed)	27-27
0:00	PHI RICHARDSON 1-yd run (FREVERT kick)	27-34
3 rd 9:05	PHI RICHARDSON 1-yd run (FREVERT kick)	27-41
3:19	PHI REYNOLDS 5-yd pass from RAUDABAUGH (FREVERT kick)	27-48
2:14	PHI STEVENSON 1-yd fumble recovery (FREVERT kick)	27-55
4 th 10:36	ORL THOMPSON 11-yd pass from HIPPEARD (LEWIS kick)	34-55
5:14	ORL ANDERSON 2-yd pass from HIPPEARD (HIPPEARD pass failed)	40-55
2:55	ORL THOMPSON 34-yd pass from HIPPEARD (LEWIS kick)	47-55
0:56	PHI McDANIEL 3-yd run (FREVERT kick)	47-62
0:26	ORL THOMPSON 15-yd pass from HIPPEARD (LEWIS kick)	54-62

RUSHING	ATT	GAIN	LOSS	NET	TD	LONG	AVG/G
RICHARDSON	10	12	0	12	3	2	1.2
MCDANIEL	1	3	0	3	1	3	3.0
REYNOLDS	3	4	2	2	0	2	0.7
Totals	14	19	2	17	4	3	1.2

PASSING	ATT-CMP-INT	YDS	TD	LONG	SACK
RAUDABAUGH	20-27-0	180	4	22	1
Team	0-0-0	-7	0	0	0
Totals	20-27-0	173	4	22	1

RECEIVING	NO.	YDS	TD	LONG
REYNOLDS	8	66	3	17
MCDANIEL	6	52	1	13
KAULEINAMOKU	5	55	0	22
RICHARDSON	1	7	0	7
Totals	20	180	4	22

	MFG			KICKOFF			INTERCEPT		
ALL RETURNS	NO	YDS	LG	NO	YDS	LG	NO	YDS	LG
HOLLIS	0	0	0	0	0	0	1	0	0
STEVENSON	0	0	0	1	17	17	0	0	0
Totals	0	0	0	1	17	17	1	0	0

ALL PURPOSE	RUSH	RCV	KR	FGR	IR	TOTAL
REYNOLDS	2	66	0	0	0	68
KAULEINAMOKU	0	55	0	0	0	55
MCDANIEL	3	52	0	0	0	55
RICHARDSON	12	7	0	0	0	19
STEVENSON	0	0	17	0	0	17
Total	17	180	17	0	0	214

KICKOFFS	NO.	YDS	TB	OB	AVG.
FREVERT	8	446	3	0	55.8

GAME 9

Philadelphia Soul @ Cleveland Gladiators

May 28, 2016

SCORES	1 st	2 nd	3 rd	4 th	FINAL
Philadelphia	21	7	14	7	49
Cleveland	14	21	21	7	63

TEAM TOTALS	PHL	CLE
FIRST DOWNS	18	19
Rushing	0	1
Passing	16	15
Penalty	2	3
NET YARDS RUSHING	0	10
Rushing Attempts	0	5
Average Per Rush	0.0	2.0
Rushing Touchdowns	0	1
NET YARDS PASSING	337	306
Completions-Attempts-Int	25-44-1	22-36-0
Average Per Attempt	7.7	8.5
Average Per Completion	13.5	13.9
Passing Touchdowns	7	7
TOTAL OFFENSE YARDS	337	316
Total Offensive Plays	45	42
Average Gain Per Play	7.5	7.5
Fumbles: Number-Lost	1-1	1-1
Penalties: Number-Lost	7-48	6-40
KICKOFFS-YARDS	7-383	10-547
Average Yards Per Kickoff	54.7	54.7
Net Yards Per Kickoff	45.4	41.2
Touchbacks	2	2
MFG RETURNS: #-YDS-TD	0-0-0	0-0-0
Average Per Return	0.0	0.0
Kickoff returns: #-YDS-TD	8-125-0	5-55-0
Average Per Return	15.6	11.0
Interceptions: #-YDS-TD	0-0-0	1-19-1
Fumble Returns: #-YDS-TD	0-0-0	1-0-0
Miscellaneous Yards	0	0
Possession Time	25:33	34:27
1 st Quarter	8:11	6:49
2 nd Quarter	4:10	10:50
3 rd Quarter	3:48	11:12
4 th Quarter	9:24	5:36
Third Down Conversions	2-8	4-6
Fourth Down Conversions	0-4	1-2
Red-Zone Scores-Chances	1-3	2-2
Sacks By: #-YDS	1-1	1-5
PAT Kicks	7-7	9-9
2-point drop-kick PATs	0-0	0-0
Field Goals	0-0	0-0
4-point drop-kick FGs	0-0	0-0
TDs Rush-Pass-Return	0-7-0	1-7-1

CLEVELAND— The Philadelphia Soul (7-2) suffered their first loss on the road, falling to the Cleveland Gladiators (5-4) in front of 11,278 fans at the Quicken Loans Arena in Cleveland, OH on Saturday night.

Soul WR Darius Reynolds led the receivers with nine receptions for 144 yards and three touchdowns. Ryan McDaniel tallied eight catches for 97 yards and three touchdowns. Shaun Kauleinamoku reached two major career milestones tonight, completing his 400th pass and reaching 5,000 receiving yards with seven receptions for 99 yards and one touchdown. Gladiators' WR and *J. Lewis Small Playmaker* of the Game, Quentin Sims led the offense with 10 receptions for 114 yards and three touchdowns.

Philadelphia QB Dan Raudabaugh completed 25-of-44 passes for 342 yards and seven touchdowns. Cleveland QB and *Under Armour* Offensive Player of the Game Arvell Nelson completed 22-of-36 passes for 307 yards and seven touchdowns.

The Soul lost the coin toss and Gladiators kicked off to start the game. The Soul were unable to complete a first down, turning over the ball to the Gladiators. Nelson quickly found Collin Taylor for the Gladiators' first touchdown of the night. Trevino's kick was good and the Gladiators took the lead 7-0 with 7:56 left in the quarter. Raudabaugh fired back with a 26-yard pass to McDaniel, putting the Soul on the board 7-7 with 4:56 remaining. Another quick turnaround for the Gladiators as Nelson found Larry Beavers for a 49-yard touchdown. Kick was good and with 2:08 left in the quarter, the Gladiators took back the lead 14-7. Money Reynolds helped tie up the game with a 29-yard catch with 2:08 remaining. A Gladiators' fumble on the kick return gave the Soul possession and Raudabaugh capitalized with an 11-yard pass to SK for a touchdown. At the end of the first quarter, the Soul led 21-14.

The Gladiators started the second quarter off strong with a quick touchdown by Quentin Sims, bring the game back to a 21-21 tie. The Soul were again unable to complete a first down, turning over the ball. Nelson connected with Sims again for a 4-yard touchdown. The kick was good and with 8:25 to play in the half, the Soul trailed 28-21. Raudabaugh found Money with a 37-yard touchdown pass and with 7:10 to play in the half, the Soul tied back up 28-28. The Gladiators responded with a 14-yard pass to Sims for his second touchdown of the night. The kick was good, and at the end of the first half, the Soul trailed 35-28.

Another strong start by the Gladiators' with a 26-yard touchdown pass to Beavers, giving Cleveland the lead 42-28. McDaniel found his second touchdown of the night with a 10-yard pass by Raudabaugh. Kick was good and with 10:19 left in the quarter, the Soul still trailed 42-35. On their next possession, Nelson handed off to Phillip-Keith Manley for his first rushing touchdown of the night. The Soul responded with a 10-yard touchdown pass to McDaniel. With 5:29 to play in the quarter, the Soul trailed 49-42. In the final minute Nelson connected with Taylor and the Gladiators remained in the lead 56-42 to end the third quarter.

With a slow start to the fourth quarter, Raudabaugh passed to Reynolds for a 4-yard touchdown. The kick was good and with 9:23 left in the game, the Soul trailed 56-49. The Soul began to see a light of hope when the Gladiators turned over the ball with under eight minutes of play. Raudabaugh's pass was intercepted by Marvin Ross, giving the Gladiators' their final touchdown of the night. The final score was Gladiators 63, Soul 49.

2016 GAME BREAKDOWNS

SCORING SUMMARY		PLAY	CLE-PHI
1 st	7:56	CLE TAYLOR 10-yd pass from NELSON (TREVINO kick)	0-7
	4:56	PHI McDANIEL 26-yd pass from RAUDABAUGH (FREVERT kick)	7-7
	3:18	CLE BEAVERS 49-yd pass from NELSON (TREVINO kick)	7-14
	2:08	PHI REYNOLDS 29-yd pass from RAUDABAUGH (FREVERT kick)	14-14
	0:33	PHI KAULEINAMOKU 11-yd pass from RAUDABAUGH (FREVERT kick)	21-14
2 nd	14:46	CLE SIMS 39-yd pass from NELSON (TREVINO kick)	21-21
	8:25	CLE SIMS 4-yd pass from NELSON (TREVINO kick)	21-28
	0:47	CLE BEAVERS 26-yd pass from NELSON (TREVINO kick)	28-35
3 rd	13:16	CLE BEAVERS 26-yd pass from NELSON (TREVINO kick)	28-42
	10:19	PHI McDANIEL 10-yd pass from RAUDABAUGH (FREVERT kick)	35-42
	8:43	CLE MANLEY 3-yd run (TREVINO kick)	35-49
	5:29	PHI McDANIEL 10-yd pass from RAUDABAUGH (FREVERT kick)	42-49
	1:03	CLE TAYLOR 16-yd pass NELSON (TREVINO kick)	42-56
4 th	9:28	PHI REYNOLDS 4-yd pass from RAUDABAUGH (FREVERT kick)	49-56
	2:25	CLE ROSS 19-yd interception return (TREVINO kick)	49-63

RUSHING	ATT	GAIN	LOSS	NET	TD	LONG	AVG/G
Total	0	0	0	0	0	0	0.0

PASSING	ATT-CMP-INT	YDS	TD	LONG	SACK
RAUDABAUGH	25-44-1	342	7	40	1
Team	0-0-0	-5	0	0	0
Totals	25-44-1	337	7	40	1

RECEIVING	NO.	YDS	TD	LONG
REYNOLDS	9	144	3	37
MCDANIEL	8	97	3	26
KAULEINAMOKU	7	99	1	40
SMITH	1	2	0	2
Totals	25	342	7	40

ALL RETURNS	MFG			KICKOFF			INTERCEPT		
	NO	YDS	LG	NO	YDS	LG	NO	YDS	LG
HOLLIS	0	0	0	2	18	11	0	0	0
STEVENSON	0	0	0	6	107	24	0	0	0
Totals	0	0	0	8	125	24	0	0	0

ALL PURPOSE	RUSH	RCV	KR	FGR	IR	TOTAL
REYNOLDS	0	144	0	0	0	144
STEVENSON	0	0	107	0	0	107
KAULEINAMOKU	0	99	0	0	0	99
MCDANIEL	0	97	0	0	0	97
HOLLIS	0	0	18	0	0	18
SMITH	0	2	0	0	0	2
Total	0	342	125	0	0	467

KICKOFFS	NO.	YDS	TB	OB	AVG.
FREVERT	7	383	2	0	54.7

GAME 10

Philadelphia Soul @ Jacksonville Sharks

June 4, 2016

SCORES	1 st	2 nd	3 rd	4 th	FINAL
Philadelphia	7	21	14	14	56
Jacksonville	7	21	14	0	42

TEAM TOTALS	PHL	JAX
FIRST DOWNS	21	21
Rushing	3	1
Passing	17	14
Penalty	1	6
NET YARDS RUSHING	22	9
Rushing Attempts	10	7
Average Per Rush	2.2	1.3
Rushing Touchdowns	2	1
NET YARDS PASSING	286	308
Completions-Attempts-Int	21-25-0	27-44-1
Average Per Attempt	11.4	7.0
Average Per Completion	13.6	11.4
Passing Touchdowns	6	4
TOTAL OFFENSE YARDS	308	317
Total Offensive Plays	36	51
Average Gain Per Play	8.6	6.2
Fumbles: Number-Lost	2-2	0-0
Penalties: Number-Lost	10-68	8-37
KICKOFFS-YARDS	9-471	7-321
Average Yards Per Kickoff	52.3	45.9
Net Yards Per Kickoff	39.3	26.9
Touchbacks	4	0
MFG RETURNS: #-YDS-TD	0-0-0	0-0-0
Average Per Return	0.0	0.0
Kickoff returns: #-YDS-TD	7-133-0	5-97-1
Average Per Return	19.0	19.4
Interceptions: #-YDS-TD	1-0-0	0-0-0
Fumble Returns: #-YDS-TD	0-0-0	1-14-0
Miscellaneous Yards	4	4
Possession Time	23:10	36:08
1 st Quarter	9:04	5:56
2 nd Quarter	4:25	10:35
3 rd Quarter	2:59	11:19
4 th Quarter	6:42	8:18
Third Down Conversions	1-2	3-7
Fourth Down Conversions	1-1	1-4
Red-Zone Scores-Chances	4-4	3-5
Sacks By: #-YDS	0-0	1-3
PAT Kicks	8-8	6-6
2-point drop-kick PATs	0-0	0-0
Field Goals	0-0	0-0
4-point drop-kick FGs	0-0	0-0
TDs Rush-Pass-Return	2-6-0	1-4-1

JACKSONVILLE— The Philadelphia Soul (8-2) bounced back with a win against the Jacksonville Sharks (5-5), with the score 56-42 in front of 10,985 fans at the Veterans Memorial Arena in Jacksonville, FL on Saturday night.

Soul WR Ryan McDaniel led the Soul receivers with 10 receptions for 167 yards and three touchdowns. Darius Reynolds tallied five catches for 72 yards and two touchdowns. Sharks' WR and *J. Lewis Small Playmaker* of the Game, Reggie Gray led the offense with 8 receptions for 66 yards and two touchdowns. Joe Hills tallied 13 receptions for 163 yards and two touchdowns.

Philadelphia QB and *Under Armour* Offensive Player of the Game Dan Raudabaugh completed 21-of-25 passes for 289 yards and six touchdowns. Sharks QB Tommy Grady completed 27-of-44 passes for 308 yards and four touchdowns.

The Soul won the coin toss and elected to defer to start the game. Grady opened the game by connecting with Reggie Gray for a 10-yard touchdown pass. The kick was good and with 12:05 left in the first quarter the Sharks led the Soul 7-0. The Soul answered when Raudabaugh handed off to Jeramie Richardson for a one-yard rushing touchdown. Tommy Frevert's kick was good and with 6:21 left to play in the first quarter the game was tied 7-7. James Romain picked off Tommy Grady in the endzone to halt the Sharks' drive. At the end of the first quarter the Soul and Sharks were tied 7-7.

Raudabaugh opened up the second quarter with a 12-yard touchdown to Ryan McDaniel and the kick was good. The Soul led the Sharks 14-7 with 14:17 left in the second quarter. Grady responded with a 4-yard pass to Gray, giving him his second touchdown of the night. Lindsey Wolfe's kick was good and the game was tied with 9:49 left to play in the first half. McDaniel caught his second touchdown on a 41-yard throw from Raudabaugh and the Soul took a 21-14 lead with 8:34 left in the second quarter. Grady hit Hills for a 44-yard pass to set up a one-yard rushing touchdown by Derrick Ross to tie up the game. McDaniel fumbled, the ball was recovered by Micheaux Robinson and the Sharks took over with 3:23 left in the first half. Grady capitalized with a 29-yard touchdown pass to Hills. The kick was good and 54 seconds left in the second quarter the Sharks led the Soul 28-21. Raudabaugh tied up the game with an 8-yard pass to Reynolds. The kick was good and at the end of the first half the Soul and the Sharks were tied 28-28.

Duval fumbled the kick off, the ball was recovered by David Hyland, and Jacksonville took possession to begin the third quarter. The Sharks were unable to convert on fourth down and the Soul took over with 8:37 left to play in the third quarter. Reynolds scored his second touchdown of the night on a 34-yard pass from Raudabaugh. The kick was good and with 6:07 left to play in the third quarter the Soul led the Sharks 35-28. The Sharks answered with a 58-yard kick-off return for a touchdown by Gray to tie the game up. Richardson ran in his second touchdown of the night on a hand-off from Raudabaugh, and the Soul took a 42-35 lead with 3:02 left in the third. Grady hit Hills on a 4-yard pass for his second touchdown of the game, and at the end of the third quarter the Soul and Sharks were tied 42-42.

The Soul started off the fourth quarter with a 5-yard touchdown pass from Raudabaugh to Adam Smith. The kick was good and with 11:49 left to play the Soul led the Sharks 49-42. After the Sharks were unable to convert on fourth down the Soul took over with 9:04 to play. McDaniel scored his third touchdown of the night on a 17-yard pass from Raudabaugh increasing the Soul's lead to 56-42 over the Sharks. The Soul defense stands tall deep in their own half and forces a turnover on downs with 51 seconds left in the game. The Soul beat the Sharks with a final score of 56-42.

2016 GAME BREAKDOWNS

SCORING SUMMARY	PLAY	JAX-PHI
1 st 12:46	JAX GRAY 10-yd pass from GRADY (WOLFE kick)	0-7
6:40	PHI RICHARDSON 1-yd run (FREVERT kick)	7-7
2 nd 14:55	PHI McDANIEL 12-yd pass from RAUDABAUGH (FREVERT kick)	14-7
10:31	JAX GRAY 4-yd pass from GRADY (WOLFE kick)	14-14
9:14	PHI McDANIEL 41-yd pass from RAUDABAUGH (FREVERT kick)	21-14
6:15	JAX ROSS 1-yd run (WOLFE kick)	21-21
0:54	JAX HILLS 29-yd pass from GRADY (WOLFE kick)	21-28
0:12	PHI REYNOLDS 8-yd pass from RAUDABAUGH (FREVERT kick)	28-28
3 rd 6:53	PHI REYNOLDS 34-yd pass from RAUDABAUGH (FREVERT kick)	35-28
5:55	JAX GRAY 58-yd kickoff return (WOLFE kick)	35-35
3:45	PHI RICHARDSON 1-yd run (FREVERT kick)	42-35
0:31	JAX HILLS 4-yd pass from GRADY (WOLFE kick)	42-42
4 th 12:21	PHI SMITH 5-yd pass from RAUDABAUGH (FREVERT kick)	49-42
7:55	PHI McDANIEL 17-yd pass from RAUDABAUGH (FREVERT kick)	56-42

RUSHING	ATT	GAIN	LOSS	NET	TD	LONG	AVG/G
RICHARDSON J.	7	20	0	20	2	8	2.9
MCDANIEL	2	5	0	5	0	4	2.5
RAUDABAUGH,	0	3	-3	14	0	0	-3.0
Total	10	25	3	22	2	8	2.2

PASSING	ATT-CMP-INT	YDS	TD	LONG	SACK
RAUDABAUGH	21-25-0	289	6	41	1
Team	0-0-0	-3	0	0	0
Totals	21-25-0	286	6	41	1

RECEIVING	NO.	YDS	TD	LONG
MCDANIEL	10	167	3	41
REYNOLDS	5	72	2	34
KAULEINAMOKU	5	45	0	13
SMITH	1	5	1	5
Totals	21	289	6	41

ALL RETURNS	NO	YDS	LG	NO	YDS	LG	NO	YDS	LG
KAULEINAMOKU	0	0	0	4	39	15	0	0	0
HOLLIS	0	0	0	1	16	16	0	0	0
ROMAIN	0	0	0	0	0	0	1	30	30
Totals	0	0	0	5	55	16	1	30	30

ALL PURPOSE	RUSH	RCV	KR	FGR	IR	TOTAL
KAULEINAMOKU	0	95	0	0	0	95
STEVENSON	0	0	89	0	0	89
REYNOLDS	0	79	0	0	0	79
MCDANIEL	0	53	0	0	0	53
HOLLIS	0	0	0	0	33	33
BELTON	0	0	0	0	26	26
GOOSBY	0	0	0	0	18	18
RICHARDSON	5	12	0	0	0	17
Total	5	239	89	0	77	410

KICKOFFS	NO.	YDS	TB	OB	AVG.
FREVERT	11	588	4	1	53.5

GAME 11

LA Kiss @ Philadelphia Soul

June 11, 2016

SCORES	1 st	2 nd	3 rd	4 th	FINAL
LA KISS	7	12	6	12	37
Philadelphia	7	29	16	21	73

TEAM TOTALS	LAK	PHL
FIRST DOWNS	12	24
Rushing	1	3
Passing	9	19
Penalty	2	2
NET YARDS RUSHING	2	22
Rushing Attempts	1	8
Average Per Rush	2.0	2.8
Rushing Touchdowns	1	2
NET YARDS PASSING	259	308
Completions-Attempts-Int	23-41-1	25-31-0
Average Per Attempt	6.3	9.9
Average Per Completion	11.3	12.3
Passing Touchdowns	5	7
TOTAL OFFENSE YARDS	261	330
Total Offensive Plays	43	39
Average Gain Per Play	6.1	8.5
Fumbles: Number-Lost	1-0	1-1
Penalties: Number-Lost	6-51	6-28
KICKOFFS-YARDS	5-239	9-512
Average Yards Per Kickoff	47.8	56.9
Net Yards Per Kickoff	39.0	43.9
Touchbacks	1	3
MFG RETURNS: #-YDS-TD	0-0-0	0-0-0
Average Per Return	0.0	0.0
Kickoff returns: #-YDS-TD	5-102-0	4-39-1
Average Per Return	20.4	9.8
Interceptions: #-YDS-TD	0-0-0	1-14-0
Fumble Returns: #-YDS-TD	0-0-0	0-0-0
Miscellaneous Yards	0	0
Possession Time	31:26	28:34
1 st Quarter	7:07	7:53
2 nd Quarter	7:00	8:00
3 rd Quarter	10:01	4:59
4 th Quarter	7:18	7:42
Third Down Conversions	2-7	3-3
Fourth Down Conversions	2-5	0-0
Red-Zone Scores-Chances	2-4	5-6
Sacks By: #-YDS	0-0	1-7
PAT Kicks	1-4	9-10
2-point drop-kick PATs	0-0	0-0
Field Goals	0-0	0-0
4-point drop-kick FGs	0-0	0-0
TDs Rush-Pass-Return	1-5-0	2-7-1

TRENTON— The Philadelphia Soul (9-2) defeated the LA KISS (4-6), with the score 73-37 in front of 5,802 fans at the Sun National Bank Center in Trenton, NJ on Saturday evening.

Soul WR and *J. Lewis Small* AFL Playmaker of the Game, Darius Reynolds tallied ten receptions for 141 yards and three touchdowns. FB and *Under Armour* Offensive Player of the Game, Jeramie Richardson added eight rushes for 22 yards and two touchdowns. KISS WR Donovan Morgan led the offense with seven receptions for 103 yards and two touchdowns.

Philadelphia QB Dan Raudabaugh completed 20-of-23 passes for 261 yards and six touchdowns. KISS QB Pete Thomas completed 22-of-40 passes for 259 yards and five touchdowns.

The LA KISS won the coin toss and elected to kick off to the Soul. On the first drive of the game, Soul FB Jeramie Richardson ran in a 2-yard touchdown. The kick was good. With 9:55 left in the first quarter, the Soul took an early lead of 7-0 over the KISS. After an unsuccessful on-side kick for the Soul, the KISS took possession of the ball. On LA's first drive, QB Pete Thomas connected to WR Donovan Morgan. The kick was good, and with 7:58 left in the first, the KISS tied up the game.

To begin the second quarter, Raudabaugh found WR Darius "Money" Reynolds in the end zone for another Soul touchdown. The kick was no good. With 11:30 left in the half, the Soul led the KISS 13-7. Shortly after, Thomas threw another touchdown pass to WR DJ Stephens to tie up the game once again. KISS PAT was blocked by the Soul, and returned by rookie DL Sean Daniels for a 2-point conversion. The Soul quickly got their lead back, 15-13 with 8:19 remaining in the second quarter. On the next drive, Raudabaugh found Reynolds for his second touchdown of the night to add to their lead. The kick was good, and the Soul led the Kiss, 22-13 with 6:41 left in the half. Not long after, Thomas found WR Brandon Collins for another KISS touchdown. The kick was no good. With under five minutes remaining in the half, the Soul led the KISS 22-19 Raudabaugh immediately answered with a touchdown to WR Sean Kauleinamoku. On the next KISS possession, Soul DB Tracy Belton intercepts Thomas. The Soul capitalize on the opportunity with another touchdown by Jeramie Richardson. At the end of the half, the Soul led 36-19.

To begin the third quarter, the KISS turn the ball over on downs. Raudabaugh immediately connects with Adam Smith. The kick was good and the Soul added to their lead, 43-19 with 10:21 left in the quarter. On their next possession, the KISS once again turn the ball over on downs. With the Soul offense back on the field, Richardson ran the ball in for a 20-yard rushing touchdown. The Soul increased their lead 50-19 with 4:51 to play in the quarter. Thomas quickly responded and connected with Captain Morgan for a 45-yard touchdown pass. The attempted two-point conversion was no good and the Soul remained in the lead 50-25 with 2:09 remaining. With 37 seconds remaining in the quarter, the Soul defense stripped the ball from Thomas' hands, giving the team their first safety of the season. At the end of the third quarter, the Soul led 52-25.

The Soul opened up the final quarter of play with a 16-yard touchdown pass from Raudabaugh to Money Reynolds. Kick was good and with 14:12 to play in the game, the Soul were winning 59-25. Thomas completed a pass to Stephens for 19 yards and the KISS added six to the board. The KISS' on-side kick attempt was recovered by Reynolds for another Soul touchdown. The Soul remained in the lead, 66-31 with 9:14 left in the game. In a final attempt by the KISS, Thomas found Morgan for a 7-yard touchdown pass. With 6:35 to play, the Soul led 66-37. The Soul closed out the game with a final touchdown thrown by QB Luke Collis to Chris Duvall for 7 yards and at the end of the game, the Soul won 73-37.

2016 GAME BREAKDOWNS

SCORING SUMMARY		PLAY	PHI-LAK
1 st	11:20	PHI McDANIEL 9-yd pass from RAUDABAUGH (FREVERT kick)	7-0
	9:25	PHI REYNOLDS 8-yd pass from RAUDABAUGH(FREVERT kick)	14-0
	6:01	PHI KAULEINAMOKU 5-yd pass from RAUDABAUGH (FREVERT kick)	21-0
	4:02	CLE GOODMAN 6-yd pass from DIEKER (TREVINO kick)	21-7
2 nd	14:20	PHI REYNOLDS 18-yd pass from RAUDABAUGH (FREVERT kick)	28-7
	12:34	PHI GOOSBY 18-yd interception return (FREVERT kick)	35-7
	7:51	PHI HOLLIS 33-yd interception return (FREVERT kick)	42-7
	1:51	CLE TAYLOR 18-yd pass from DIEKER (TREVINO kick)	42-14
	0:55	CLE POWELL 37-yd interception return (TREVINO kick)	42-21
	0:19	PHI KAULEINAMOKU 32-yd pass from RAUDABAUGH (FREVERT kick failed)	48-21
	0:01	PHI BELTON 26-yd interception return (FREVERT kick)	55-21
3 rd	13:13	CLE BEAVERS 4-yd run (TREVINO kick blocked)	55-27
	7:55	CLE POWELL 45-yd interception return (TREVINO kick)	55-34
	1:05	PHI REYNOLDS 7-yd pass from RAUDABAUGH (FREVERT kick)	62-34
4 th	11:46	CLE DIEKER 1-yd run (TREVINO kick)	62-41
	9:03	PHI KAULEINAMOKU 9-yd pass from RAUDABAUGH (FREVERT, Tommy kick)	69-41

RUSHING	ATT	GAIN	LOSS	NET	TD	LONG	AVG/G
RICHARDSON	8	26	4	22	2	8	2.8
Total	8	26	4	22	2	8	2.8

PASSING	ATT-CMP-INT	YDS	TD	LONG	SACK
RAUDABAUGH	20-23-0	261	6	37	0
COLLIS	5-8-0	47	1	15	0
Totals	25-31-0	308	7	37	0

RECEIVING	NO.	YDS	TD	LONG
REYNOLDS	10	141	3	37
KAULEINAMOKU	6	81	1	29
MCDANIEL	5	52	0	18
DUVALT	2	10	1	7
RICHARDSON	1	20	1	20
SMITH	1	4	1	4
Totals	25	308	7	37

	MFG			KICKOFF			INTERCEPT		
ALL RETURNS	NO	YDS	LG	NO	YDS	LG	NO	YDS	LG
REYNOLDS	0	0	0	1	12	12	0	0	0
DUVALT	0	0	0	2	27	20	0	0	0
STEVENSON	0	0	0	1	0	0	0	0	0
BELTON	0	0	0	0	0	0	1	14	14
Totals	0	0	0	4	39	20	1	14	14

ALL PURPOSE	RUSH	RCV	KR	FGR	IR	TOTAL
REYNOLDS	0	141	12	0	0	153
KAULEINAMOKU	0	81	0	0	0	81
MCDANIEL	0	52	0	0	0	52
RICHARDSON	22	20	0	0	0	42
DUVALT	0	10	27	0	0	37
BELTON	0	0	0	0	14	14
SMITH	0	4	0	0	0	4
Total	22	308	39	0	14	383

KICKOFFS	NO.	YDS	TB	OB	AVG.
FREVERT	9	512	3	1	56.9

GAME 12

Philadelphia Soul @ Arizona Rattlers

June 17, 2016

SCORES	1 st	2 nd	3 rd	4 th	FINAL
Philadelphia	21	14	7	21	63
Arizona	20	33	7	20	80

TEAM TOTALS	PHI	ARI
FIRST DOWNS	23	14
Rushing	1	1
Passing	19	12
Penalty	3	1
NET YARDS RUSHING	6	4
Rushing Attempts	6	4
Average Per Rush	1.0	1.0
Rushing Touchdowns	1	1
NET YARDS PASSING	372	201
Completions-Attempts-Int	28-43-3	17-27-2
Average Per Attempt	8.7	7.4
Average Per Completion	13.3	11.8
Passing Touchdowns	7	7
TOTAL OFFENSE YARDS	378	205
Total Offensive Plays	49	31
Average Gain Per Play	7.7	6.6
Fumbles: Number-Lost	2-2	0-0
Penalties: Number-Lost	7-27	5-33
KICKOFFS-YARDS	5-281	12-655
Average Yards Per Kickoff	56.2	54.6
Net Yards Per Kickoff	37.2	40.1
Touchbacks	0	2
MFG RETURNS: #-YDS-TD	0-0-0	0-0-0
Average Per Return	0.0	0.0
Kickoff returns: #-YDS-TD	9-164-1	5-95-1
Average Per Return	18.2	19.0
Interceptions: #-YDS-TD	2-13-0	3-47-2
Fumble Returns: #-YDS-TD	0-0-0	1-1-1
Miscellaneous Yards	0	0
Possession Time	32:21	27:39
1 st Quarter	6:47	8:13
2 nd Quarter	11:25	3:35
3 rd Quarter	5:40	9:20
4 th Quarter	8:29	6:31
Third Down Conversions	2-6	1-4
Fourth Down Conversions	1-2	2-2
Red-Zone Scores-Chances	2-4	2-3
Sacks By: #-YDS	0-0	0-0
PAT Kicks	7-7	8-12
2-point drop-kick PATs	0-0	0-0
Field Goals	0-0	0-0
4-point drop-kick FGs	0-0	0-0
TDs Rush-Pass-Return	1-7-1	1-7-4

PHOENIX— The Philadelphia Soul (9-3) fell to the Arizona Rattlers (9-3), with the score 80-63 in front of 11,067 fans at the Talking Stick Resort Arena in Phoenix, AZ on Friday evening.

Soul WR Darius Reynolds led the receivers with ten receptions for 171 yards and three touchdowns. Soul receiver Shaun Kauleinamoku added eight receptions for 76 yards and Ryan McDaniel tallied five receptions for 38 yards and one touchdown. Rattlers' WR and *Under Armour* Offensive Player of the Game Chase Deadder caught five receptions for 74 yards and four touchdowns.

Philadelphia QB Dan Raudabaugh completed 28-of-43 passes for 372 yards and seven touchdowns. Rattlers' QB Nick Davila completed 17-of-27 passes for 201 yards and seven touchdowns.

The Arizona Rattlers won the coin toss and elected to kick off to the Soul. On the first play of the game WR Chris Duvalt returned the kick for 54 yards and the Soul quickly took the lead, 7-0. Davila connected with Deadder for the first Rattlers' touchdown of the night, but the kick was no good. With 12:12 to play in the first quarter, the Soul led 7-6. Raudabaugh connected with Reynolds for 11 yards and another Soul touchdown. Kick was good and with 8:01 to play in the first, the Soul remained in the lead, 14-6. The Rattlers' responded with a 7-yard touchdown pass from Davila to Deadder again for a touchdown. Kick was good and the Soul led 14-13 with 5:29 remaining in the first quarter. Money caught his second touchdown of the night with 3:28 to play and the kick was good, increasing the Soul's lead 21-13. With no time left on the clock, Mykel Benson ran in for a 1-yard Rattlers' touchdown and at the end of the quarter, the Soul led 21-20.

The Soul started the second quarter off with a 1-yard rushing touchdown by Jeramie Richardson. The kick was good and with 10:20 to play in the first half, the Soul continued to lead 28-20. Shortly after, Davila found Deadder again for a 35-yard touchdown pass. The Rattlers' kick was good and with 8:58 to play in the half, the Soul still led 28-27. On the next play, Frevert's kick bounced off the cross bar and was recovered by Arizona's Dan Buckner, giving the Rattlers their first lead, 34-28 with 7:50 remaining in the half. The streak of bad luck continued as Raudabaugh's pass was intercepted by Kellem for a 26-yard touchdown run. The kick was good and with 4:41 the Soul trailed 41-28. On the Soul's next possession, Raudabaugh's pass was intercepted again, this time by Arkeith Brown for a 21-yard Rattlers' touchdown. With 2:35 to play in the half, the margin widened as the Soul trailed 47-38. Raudaugh finally connected with McDaniel for a 3-yard touchdown and the kick was good, with the Soul closing in 47-35 with 45 seconds to play in the second quarter. Frevert's onside kick attempt was recovered by Purify for another Rattlers' touchdown. At the end of the first half, the Soul trailed 53-35.

To kick-off the second half, Davila connected with Purify again for a 17-yard touchdown pass. Kick was good and with 11:41 to play in the third quarter, the Soul still trailed 60-35. In an attempt to close the gap, Raudabaugh connected with Richardson for a 12-yard touchdown. The kick was good and at the end of the third quarter, the Soul remained behind 60-42.

At the top of the fourth quarter, Davila connected with Windsor for a 15-yard touchdown pass. With 14:52 to play in the game, the Soul trailed 67-42. The Soul responded as Raudabaugh found Money for a 12-yard touchdown and with a failed two-point conversion, the Soul fell behind 67-49 with 10:33 to play. Davila's pass was intercepted by Dwayne Hollis, giving the Soul another chance to bounce back. Raudabaugh's pass to Money was fumbled and recovered by Arizona. Again, Davila's pass was intercepted, this time by Tracy Belton. The Soul capitalized when Raudabaugh found Duvalt for a 26-yard touchdown. With 5:44 remaining, the Soul were down 67-55. The Rattler's continued strong down the field when Purify found his second touchdown of the night, increasing their lead, 74-55. One final attempt to close in on the Rattlers when Raudabaugh passed to Duvalt for an 11-yard touchdown with 2:48 to play, bringing the score to 74-63. The Rattlers finished the game with a 10-yard touchdown pass to Deadder. At the end of the game, the Soul fell 80-63.

2016 GAME BREAKDOWNS

SCORING SUMMARY		PLAY	PHI-ARI
1 st	14:42	PHI DUVALT 54-yd kickoff return (FREVERT kick)	7-0
	12:12	ARI DEADDER 16-yd pass from DAVILA (ZENDEJAS kick failed)	7-6
	8:01	PHI REYNOLDS 11-yd pass from RAUDABAUGH (FREVERT kick)	14-6
	5:29	ARI DEADDER 7-yd pass from DAVILA (ZENDEJAS kick)	14-13
	3:28	PHI REYNOLDS 37-yd pass from RAUDABAUGH (FREVERT kick)	21-13
	0:00	ARI BENSON 1-yd run (ZENDEJAS kick)	21-20
2 nd	10:20	PHI RICHARDSON 1-yd run (FREVERT kick)	28-20
	8:58	ARI DEADDER 35-yd pass from DAVILA (ZENDEJAS kick)	28-27
	7:50	ARI BROWN 1-yd net recovery (ZENDEJAS kick)	28-34
	4:41	ARI KELLEM 26-yd interception return (ZENDEJAS kick)	28-41
	2:35	ARI BROWN 21-yd interception return (ZENDEJAS kick failed)	28-47
	0:45	PHI MCDANIEL 3-yd pass from RAUDABAUGH (FREVERT kick)	35-47
	0:41	ARI PURIFY 11-yd kickoff return (ZENDEJAS kick failed)	35-53
3 rd	11:41	ARI PURIFY 17-yd pass from DAVILA (ZENDEJAS kick)	35-60
	5:48	PHI RICHARDSON 12-yd pass from RAUDABAUGH (FREVERT kick)	42-60
4 th	14:52	ARI WINDSOR 15-yd pass from DAVILA (ZENDEJAS kick)	42-67
	10:33	PHI REYNOLDS 12-yd pass from RAUDABAUGH (FREVERT kick)	49-67
	5:44	PHI DUVALT 26-yd pass from RAUDABAUGH (RAUDABAUGH pass failed)	55-67
	4:34	ARI PURIFY 16-yd pass from DAVILA (ZENDEJAS kick)	55-74
	2:48	PHI DUVALT 11-yd pass from RAUDABAUGH (DUVALT pass from RAUDABAUGH)	63-74
	1:35	ARI DEADDER 10-yd pass from DAVILA (ZENDEJAS kick failed)	63-80

RUSHING	ATT	GAIN	LOSS	NET	TD	LONG	AVG/G
RICHARDSON	3	5	0	5	1	3	1.7
MCDANIEL	1	3	0	3	0	3	3.0
KAULEINAMOKU	1	0	0	0	0	0	0.0
REYNOLDS	1	0	2	-2	0	0	-2.0
Total	6	8	2	6	1	3	1.0

PASSING	ATT-CMP-INT	YDS	TD	LONG	SACK
RAUDABAUGH	28-43-3	372	7	37	0
Totals	28-43-3	372	7	37	0

RECEIVING	NO.	YDS	TD	LONG
REYNOLDS	10	171	3	37
KAULEINAMOKU	8	76	0	20
MCDANIEL	5	38	1	17
DUVALT	3	57	2	26
SMITH	1	18	0	18
RICHARDSON	1	12	1	12
Totals	28	372	7	37

ALL RETURNS	MFG			KICKOFF			INTERCEPT		
	NO	YDS	LG	NO	YDS	LG	NO	YDS	LG
DUVALT	0	0	0	8	154	54	0	0	0
HOLLIS	0	0	0	0	0	0	1	10	6
STEVENSON	0	0	0	1	10	10	0	0	0
BELTON	0	0	0	0	0	0	1	3	3
Totals	0	0	0	9	16	54	2	13	6

ALL PURPOSE	RUSH	RCV	KR	FGR	IR	TOTAL
DUVALT	0	57	154	0	0	211
REYNOLDS	-2	171	0	0	0	169
KAULEINAMOKU	0	76	0	0	0	76
MCDANIEL	3	38	0	0	0	41
SMITH	0	18	0	0	0	18
RICHARDSON	5	12	0	0	0	17
HOLLIS	0	0	0	0	10	10
STEVENSON	0	0	10	0	0	10
BELTON	0	0	0	0	3	3
Totals	6	372	164	0	13	555

KICKOFFS	NO.	YDS	TB	OB	AVG.
FREVERT	5	281	0	1	56.2

GAME 13

Philadelphia Soul @ Portland Steel
June 27, 2016

SCORES	1 st	2 nd	3 rd	4 th	FINAL
Philadelphia	21	7	14	17	59
Portland	14	17	0	7	38

TEAM TOTALS	PHI	PDX
FIRST DOWNS	18	14
Rushing	6	0
Passing	11	13
Penalty	1	1
NET YARDS RUSHING	53	8
Rushing Attempts	9	3
Average Per Rush	5.9	2.7
Rushing Touchdowns	2	0
NET YARDS PASSING	217	157
Completions-Attempts-Int	19-33-1	20-39-4
Average Per Attempt	6.6	4.0
Average Per Completion	11.4	7.8
Passing Touchdowns	5	4
TOTAL OFFENSE YARDS	270	165
Total Offensive Plays	42	44
Average Gain Per Play	6.4	3.8
Fumbles: Number-Lost	0-0	0-0
Penalties: Number-Lost	5-35	6-41
KICKOFFS-YARDS	10-502	5-268
Average Yards Per Kickoff	50.2	53.6
Net Yards Per Kickoff	32.9	40.0
Touchbacks	0	0
MFG RETURNS: #-YDS-TD	0-0-0	0-0-0
Average Per Return	0.0	0.0
Kickoff returns: #-YDS-TD	4-68-0	10-173-1
Average Per Return	17.0	17.3
Interceptions: #-YDS-TD	4-12-1	1-3-0
Fumble Returns: #-YDS-TD	0-0-0	0-0-0
Miscellaneous Yards	0	0
Possession Time	31:11	28:49
1 st Quarter	7:27	7:33
2 nd Quarter	5:24	9:36
3 rd Quarter	7:28	7:32
4 th Quarter	10:52	4:08
Third Down Conversions	4-6	3-7
Fourth Down Conversions	0-1	1-4
Red-Zone Scores-Chances	4-5	4-5
Sacks By: #-YDS	2-14	0-0
PAT Kicks	8-8	5-5
2-point drop-kick PATs	0-0	0-0
Field Goals	1-1	1-1
4-point drop-kick FGs	0-0	0-0
TDs Rush-Pass-Return	2-5-1	0-4-1

PORTLAND— The Philadelphia Soul (10-3) defeated the Portland Steel (1-11), with the score 59-38 in front of 4,468 fans at the Moda Center in Portland, OR on Monday evening.

Soul WR and *J. Lewis Small Playmaker* of the Game, Shaun Kauleinamoku led the receivers with nine receptions for 125 yards and two touchdowns. WR Ryan McDaniel added five receptions for 48 yards and two touchdowns and FB Jeramie Richardson tallied nine rush attempts for 54 yards and two touchdowns. Steel WR Rashaad Carter led the receivers with eight receptions for 71 yards and three touchdowns.

Philadelphia QB and *Under Armour* Offensive Player of the Game, Dan Raudabaugh completed 19-of-33 passes for 217 yards and five touchdowns. Steel QB Shane Austin completed 20-of-39 passes for 171 yards and four touchdowns.

The Steel won the coin toss and elected to kick off to the Soul. Raudabaugh quickly found SK in the end-zone for a 24-yard touchdown and the Soul took the lead, 7-0. The Steel put six on the board when Austin connected with Carter for a Steel touchdown. The kick was good and with 8:55 to play in the first quarter, the Soul were tied 7-7. Jeramie Richardson found his first touchdown of the night with a 1-yard run, giving the Soul the lead 14-7. Austin responded with an 8-yard touchdown pass to Carter. The kick was good and again the score was tied, 14-14 with 2:54 remaining in the first quarter. Raudabaugh's quick 13-yard touchdown pass to McDaniel gave the Soul the lead at the end of the first quarter, with the score 21-14.

The Steel started off the second quarter with a 5-yard pass from Austin to Carter to tie up the game once again. Another milestone for SK was reached as he caught his 100th career touchdown on a 11-yard pass from Raudabaugh. Kick was good and with 8:56 remaining in the first half, the Soul led 28-21. Austin responded with a 3-yard pass to Nick Truesdell for another Steel touchdown. Kick was good and the game was again tied 28-28 with 6:02 left in the first half. Back-to-back turnovers on downs gave the Soul the ball and Raudabaugh's pass was blocked and intercepted by Shaine Boyle, giving the Steel the ball with no time left. Lacayo's field goal was good and at the end of the first half, the Soul trailed 31-28.

To kick-off the second half, Austin's pass was intercepted by Tracy Belton. The Soul capitalized on this with a 7-yard pass from Raudabaugh to McDaniel for his second touchdown of the night. Kick was good and with 5:20 to play in the third quarter, the Soul led 35-31. Austin's pass attempt was blocked and recovered by Sean Daniels for a Soul touchdown and the team widened the margin, 42-31. On the next play, Austin's pass was again intercepted by Tracy Belton, giving the Soul possession once again. At the end of the third quarter, the Soul led 42-31.

A 34-yard field goal by Tommy Frevert gave the Soul three more points to start off the quarter of play. Another turnover on downs gave the Soul the ball once again. Raudabaugh used this and connected with Money for a 15-yard touchdown pass. The kick was good and with 4:10 to play, the Soul remained in the lead, 52-31. Austin's fourth interception of the night was caught by James Romain and the Soul offense reacted with a 2-yard rushing touchdown by Jeramie Richardson. Kick was good and with 50 seconds left in the game, the Soul led 59-31. In a final attempt by the Steel, Shaine Boyle retuned Frevert's kick for a touchdown. The final score was 59-38.

2016 GAME BREAKDOWNS

SCORING SUMMARY		PLAY	PHI-PDX
1 st	13:11	PHI KAULEINAMOKU 24-yd pass from RAUDABAUGH (FREVERT kick good)	7-0
	8:55	PDX CARTER 18-yd pass from AUSTIN (LACAYO kick)	7-7
	6:08	PHI RICHARDSON 1-yd run (FREVERT kick)	14-7
	2:45	PDX CARTER 8-yd pass from AUSTIN (LACAYO kick)	14-14
	0:39	PHI MCDANIEL 13-yd pass from RAUDABAUGH (FREVERT kick)	21-14
2 nd	11:30	PDX CARTER 5-yd pass from AUSTIN (LACAYO kick)	21-21
	8:56	PHI KAULEINAMOKU 11-yd pass from RAUDABAUGH (FREVERT kick)	28-21
	6:20	PDX TRUESDELL 3-yd pass from AUSTIN (LACAYO kick)	28-28
	0:00	PDX LACAYO 20-yd field goal	28-31
3 rd	5:20	PHI MCDANIEL 7-yd pass from RAUDABAUGH (FREVERT kick)	35-31
	4:07	PHI DANIELS 9-yd interception return (FREVERT kick)	42-31
4 th	9:39	PHI REYNOLDS 15-yd pass from RAUDABAUGH (FREVERT kick)	45-31
	4:10	PHI KAULEINAMOKU 9-yd pass from RAUDABAUGH (FREVERT, Tommy kick)	52-31
	0:50	PHI RICHARDSON 2-yd run (FREVERT kick)	59-31
	0:41	PDX BOYLE 57-yd kickoff return (LACAYO kick)	59-38

RUSHING	ATT	GAIN	LOSS	NET	TD	LONG	AVG/G
RICHARDSON J.	7	20	0	20	2	8	2.9
MCDANIEL	2	5	0	5	0	4	2.5
RAUDABAUGH,	0	3	-3	14	0	0	-3.0
Total	10	25	3	22	2	8	2.2

PASSING	ATT-CMP-INT	YDS	TD	LONG	SACK
RAUDABAUGH	21-25-0	289	6	41	1
Team	0-0-0	-3	0	0	0
Totals	21-25-0	286	6	41	1

RECEIVING	NO.	YDS	TD	LONG
MCDANIEL	10	167	3	41
REYNOLDS	5	72	2	34
KAULEINAMOKU	5	45	0	13
SMITH	1	5	1	5
Totals	21	289	6	41

ALL RETURNS	NO	YDS	LG	NO	YDS	LG	NO	YDS	LG
KAULEINAMOKU	0	0	0	4	39	15	0	0	0
HOLLIS	0	0	0	1	16	16	0	0	0
ROMAIN	0	0	0	0	0	0	1	30	30
Totals	0	0	0	5	55	16	1	30	30

ALL PURPOSE	RUSH	RCV	KR	FGR	IR	TOTAL
KAULEINAMOKU	0	95	0	0	0	95
STEVENSON	0	0	89	0	0	89
REYNOLDS	0	79	0	0	0	79
MCDANIEL	0	53	0	0	0	53
HOLLIS	0	0	0	0	33	33
BELTON	0	0	0	0	26	26
GOOSBY	0	0	0	0	18	18
RICHARDSON	5	12	0	0	0	17
Total	5	239	89	0	77	410

KICKOFFS	NO.	YDS	TB	OB	AVG.
FREVERT	11	588	4	1	53.5

GAME 14

Cleveland Gladiators @ Philadelphia Soul

July 9, 2016

SCORES	1 st	2 nd	3 rd	4 th	FINAL
Cleveland	7	20	7	28	62
Philadelphia	13	28	21	21	83

TEAM TOTALS	CLE	PHI
FIRST DOWNS	29	22
Rushing	4	3
Passing	21	18
Penalty	4	1
NET YARDS RUSHING	24	33
Rushing Attempts	9	11
Average Per Rush	2.7	3.0
Rushing Touchdowns	2	3
NET YARDS PASSING	385	335
Completions-Attempts-Int	32-40-1	20-21-0
Average Per Attempt	9.6	16.0
Average Per Completion	12.0	16.8
Passing Touchdowns	7	8
TOTAL OFFENSE YARDS	409	368
Total Offensive Plays	52	32
Average Gain Per Play	7.9	11.5
Fumbles: Number-Lost	1-0	0-0
Penalties: Number-Lost	9-82	8-41
KICKOFFS-YARDS	7-347	10-524
Average Yards Per Kickoff	49.6	52.4
Net Yards Per Kickoff	36.6	40.3
Touchbacks	0	3
MFG RETURNS: #-YDS-TD	0-0-0	0-0-0
Average Per Return	0.0	0.0
Kickoff returns: #-YDS-TD	7-106-0	8-91-1
Average Per Return	15.1	11.4
Interceptions: #-YDS-TD	0-0-0	1-0-0
Fumble Returns: #-YDS-TD	0-0-0	0-0-0
Miscellaneous Yards	0	0
Possession Time	37:00	23:00
1 st Quarter	8:37	6:23
2 nd Quarter	7:15	7:45
3 rd Quarter	8:57	6:03
4 th Quarter	12:11	2:49
Third Down Conversions	1-4	0-1
Fourth Down Conversions	1-2	1-1
Red-Zone Scores-Chances	4-5	5-5
Sacks By: #-YDS	0-0	3-19
PAT Kicks	8-9	11-12
2-point drop-kick PATs	0-0	0-0
Field Goals	0-0	0-0
4-point drop-kick FGs	0-0	0-0
TDs Rush-Pass-Return	2-7-0	3-8-1

ALLENTOWN— The Philadelphia Soul (11-3) defeated the Cleveland Gladiators (7-7), with the score 83-62 in front of 5,593 fans at the PPL Center in Allentown, PA on Saturday evening.

Soul WR Sean Kauleinamoku led the receivers with six receptions for 112 yards and two touchdowns. WR Darius Reynolds added four receptions for 77 yards and three touchdowns and J. Lewis Small AFL Playmaker and FB Jeramie Richardson tallied 10 rushes for 31 yards and 3 touchdowns. Cleveland WR Quentin Sims led the Gladiators with ten receptions for 128 yards and 2 touchdowns.

Philadelphia QB and *Under Armour* Offensive Player of the Game, Dan Raudabaugh completed 20-21 passes for 335 yards and eight touchdowns. Cleveland QB Arvell Nelson completed 32-of-40 passes for 404 yards and two touchdowns.

The Soul won the coin toss and elected to kick off to the Gladiators. On Cleveland's first drive of the game, Soul DL Teddy Jennings sacked Gladiator QB Arvell Nelson. Immediately after, Soul DB Tracy Belton intercepted a pass thrown by Nelson into the end-zone. Soul QB Dan Raudabaugh capitalized on the opportunity with a TD pass to TE Adam Smith on their first drive of the game. The Soul took the lead to start the game, 6-0 with 7:41 left in the quarter. The Gladiators bounced back with a touchdown pass to WR Colin Taylor. The kick was good, and with 4:43 left in the first, Cleveland took the lead. The Soul retaliated on their next drive of the game with a touchdown run by FB Jeramie Richardson. The kick was good, and the Soul took back their lead, 13-7 by the end of the first.

The Gladiators started off the second quarter with a long touchdown. The kick was no good, but Cleveland tied the game up, 13-13. On their second play of their next drive, Richardson ran in his second touchdown of the night. The kick was good, and the Soul took back the lead, 20-13 with 10:54 left in the game. Cleveland quickly tied up the game with a touchdown pass by Nelson to WR Devin Wilson. The Soul immediately took back the lead with a 37-yard touchdown reception by Darius "Money" Reynolds. The kick was good, and with 7:11 left in the second, the Soul led the Gladiators 27-20. Cleveland WR Larry Beavers ran in a touchdown on the Gladiators next drive of the game. The kick was good, and the Gladiators tied the game, 27-27 with 3:48 left in the half. The Soul wrestled back the lead with another touchdown pass from Raudabaugh to WR Sean Kauleinamoku. With 2:22 left in the game, the Soul led 34-27. On the next play of the game, the Soul recovered a Gladiator fumble on the kick return. The Soul took advantage of the opportunity with another rushing touchdown by Richardson. The kick was good, and the Soul added to their lead, 41-27 going into halftime.

To kick-off the second half, Raudabaugh found Kauleinamoku for a Soul touchdown. The kick was good, and the Soul added to their lead, 48-27. On their next drive, the Gladiators scored a touchdown, making the score 55-34. The Soul answered with a touchdown pass to WR Chris Duvall. Cleveland turned the ball over on downs on their next drive. Raudabaugh took advantage of the opportunity with a touchdown pass to WR Ryan McDaniel. The kick was good, and the Soul maintained their lead at the end of the third quarter, 62-34.

To begin the fourth quarter, Nelson connected with Beavers for a Gladiators touchdown. The Gladiators were unsuccessful in their onside kick attempt when Money Reynolds caught the ball. On the next play of the game, Raudabaugh tossed it to Reynolds for another Soul touchdown. The kick was good, and the Soul added to their lead, 69-41. Cleveland scored another touchdown on their next possession of the game with a pass from Nelson to Wilson. The kick was good, and the Gladiators tacked on another 7 points to make the score 69-48. Cleveland was successful on their next onside kick attempt. Nelson found WR Quentin Sims in the end zone for another Gladiators touchdown. The kick was good, and with 4:36 left in the game, the Soul led 69-59. Cleveland tested their luck on a third onside kick attempt. Money Reynolds scooped up the ball and brought it in for a Soul touchdown. The kick was good, and with under four minutes left in the game, the Soul added to their lead, 76-55. On Cleveland's next possession, Soul LB Beau Bell sacked Nelson. The Gladiators scored another touchdown, to make the score 76-62 with 44 seconds left in the game. On the next Soul drive in the game, Dan Raudabaugh completed his 600th career touchdown pass to Reynolds. The kick was good, and the final score of the game was 83-62.

2016 GAME BREAKDOWNS

SCORING SUMMARY		PLAY	PHI-CLE
1 st	8:22	PHI SMITH 2-yd pass from RAUDABAUGH (FREVERT kick failed)	0-6
	5:24	CLE TAYLOR 10-yd pass from NELSON (TREVINO kick)	7-6
	2:00	PHI RICHARDSON 1-yd run (FREVERT kick)	7-13
2 nd	14:09	CLE SIMS 34-yd pass from NELSON (TREVINO kick failed)	13-13
	11:57	PHI RICHARDSON 2-yd run (FREVERT kick)	13-20
	9:16	CLE WILSON 24-yd pass from NELSON (TREVINO kick)	20-20
	8:05	PHI REYNOLDS 37-yd pass from RAUDABAUGH (FREVERT kick)	20-27
	4:28	CLE BEAVERS 1-yd run (TREVINO kick)	27-27
	3:06	PHI KAULEINAMOKU 29-yd pass from RAUDABAUGH (FREVERT kick)	27-34
	0:00	PHI RICHARDSON 1-yd run (FREVERT kick)	27-41
3 rd	12:11	PHI KAULEINAMOKU 10-yd pass from RAUDABAUGH (FREVERT kick)	27-48
	10:09	CLE TAYLOR 12-yd pass from NELSON (TREVINO kick)	34-48
	7:18	PHI DUVALT 14-yd pass from RAUDABAUGH (FREVERT kick)	34-55
	1:19	PHI MCDANIEL 15-yd pass from RAUDABAUGH (FREVERT kick)	34-62
4 th	13:45	CLE BEAVERS 35-yd pass from NELSON (TREVINO kick)	41-62
	12:31	PHI REYNOLDS 5-yd pass from RAUDABAUGH (FREVERT kick)	41-69
	8:43	CLE WILSON 8-yd pass from NELSON (TREVINO kick)	48-69
	5:12	CLE SIMS 8-yd pass from NELSON (TREVINO kick)	55-69
	4:29	PHI PHI REYNOLDS 10-yd kickoff return (FREVERT kick)	55-76
	0:44	CLE NELSON 1-yd run (TREVINO kick)	62-76
	0:32	PHI REYNOLDS 26-yd pass from RAUDABAUGH (FREVERT kick)	62-83

RUSHING	ATT	GAIN	LOSS	NET	TD	LONG	AVG/G
RICHARDSON	10	31	0	31	3	9	3.1
MCDANIEL	1	2	0	2	0	2	2.0
Total	11	33	0	33	3	9	3.0

PASSING	ATT-CMP-INT	YDS	TD	LONG	SACK
RAUDABAUGH	20-21-0	335	8	46	0
Totals	20-21-0	335	8	46	0

RECEIVING	NO.	YDS	TD	LONG
KAULEINAMOKU	6	112	2	46
MCDANIEL	5	75	1	34
REYNOLDS	4	77	3	37
DUVALT	3	50	1	24
RICHARDSON	1	19	0	19
SMITH	1	2	1	2
Totals	20	335	8	46

ALL RETURNS	MFG			KICKOFF			INTERCEPT		
	NO	YDS	LG	NO	YDS	LG	NO	YDS	LG
REYNOLDS	0	0	0	2	13	10	0	0	0
DUVALT	0	0	0	4	76	27	0	0	0
STEVENSON	0	0	0	2	2	2	0	0	0
BELTON	0	0	0	0	0	0	1	0	0
Totals	0	0	0	8	91	27	1	0	0

ALL PURPOSE	RUSH	RCV	KR	FGR	IR	TOTAL
DUVALT	0	50	76	0	0	126
KAULEINAMOKU	0	112	0	0	0	112
REYNOLDS	0	77	13	0	0	90
MCDANIEL	2	75	0	0	0	77
RICHARDSON	31	19	0	0	0	50
SMITH	0	2	0	0	0	2
STEVENSON	0	0	2	0	0	2
Total	33	335	91	0	0	459

KICKOFFS	NO.	YDS	TB	OB	AVG.
FREVERT	10	524	3	1	52.4

GAME 15

Philadelphia Soul @ Tampa Bay Storm

July 16, 2016

SCORES	1 st	2 nd	3 rd	4 th	FINAL
Philadelphia	7	21	7	21	56
Tampa Bay	7	12	18	14	51

TEAM TOTALS	PHI	TBS
FIRST DOWNS	19	19
Rushing	1	3
Passing	15	15
Penalty	3	1
NET YARDS RUSHING	21	35
Rushing Attempts	7	7
Average Per Rush	3.0	5.0
Rushing Touchdowns	0	1
NET YARDS PASSING	238	306
Completions-Attempts-Int	21-34-1	24-37-1
Average Per Attempt	7.0	8.3
Average Per Completion	11.3	12.8
Passing Touchdowns	6	6
TOTAL OFFENSE YARDS	259	341
Total Offensive Plays	41	48
Average Gain Per Play	6.3	7.1
Fumbles: Number-Lost	1-1	0-0
Penalties: Number-Lost	4-30	10-67
KICKOFFS-YARDS	8-451	6-254
Average Yards Per Kickoff	56.4	42.3
Net Yards Per Kickoff	38.6	31.2
Touchbacks	3	0
MFG RETURNS: #-YDS-TD	0-0-0	0-0-0
Average Per Return	0.0	0.0
Kickoff returns: #-YDS-TD	5-67-1	5-136-1
Average Per Return	13.4	27.2
Interceptions: #-YDS-TD	1-35-1	1-20-0
Fumble Returns: #-YDS-TD	0-0-0	1-3-0
Miscellaneous Yards	0	0
Possession Time	29:09	30:51
1 st Quarter	5:15	9:45
2 nd Quarter	10:38	4:22
3 rd Quarter	9:08	5:52
4 th Quarter	4:08	10:52
Third Down Conversions	3-5	2-6
Fourth Down Conversions	0-2	1-4
Red-Zone Scores-Chances	3-5	4-5
Sacks By: #-YDS	4-27	0-0
PAT Kicks	8-8	3-6
2-point drop-kick PATs	0-0	0-0
Field Goals	0-0	0-0
4-point drop-kick FGs	0-0	0-0
TDs Rush-Pass-Return	0-6-2	1-6-1

TAMPA BAY— The Philadelphia Soul (12-3) defeated the Tampa Bay Storm (1-13), with the score 56-51 in front of 8,406 fans at the Amalie Arena in Tampa, FL on Saturday night.

Soul WR Chris Duval led the receivers with six receptions for 88 yards and one touchdowns. WR Shaun Kauleinamoku added six receptions for 68 yards and two touchdowns and Under Armour Offensive Player of the Game WR Darius Reynolds tallied five receptions for 50 yards and three touchdowns. Tampa Bay WR T.T Toliver led the Storm receivers with 12 receptions for 152 yards and three touchdowns.

Philadelphia QB Dan Raudabaugh completed 21-of-34 passes for 238 yards and six touchdowns. Tampa Bay QB Jason Boltus completed 7-of-11 passes for 92 yards and one touchdown. QB Adam Kennedy completed 17-of-26 for 241 yards and five touchdowns.

The Soul won the coin toss and elected to kick off to the Storm. Incomplete passes left the Storm unable to complete a first down and with 11:20 remaining in the first quarter, the Soul gained possession. Raudabaugh found SK for a 30-yard touchdown to put the Soul on the board 7-0. The Storm responded with an 8-yard touchdown from Boltus to Prechae Rodriguez. The kick was good and with 8:18 remaining in the quarter, the score was tied 7-7. McDaniel fumbled on the next Soul drive and the ball was recovered by Cortez Stubbs. The Storm were unable to capitalize on this and the first quarter ended with a score of 7-7.

The Storm started off the second quarter with another turnover on downs. Raudabaugh quickly connected with Reynolds for a 9-yard touchdown, marking his 100th career receiving touchdown. Kick was good and with 10:24 to play in the first half, the Soul were up 14-7. A successful on-side kick attempt by Frevert gave the Soul another chance to score. SK caught his second touchdown of the night for eight yards and the Soul widened their lead, 21-7 with 6:12 left in the first half. With a new quarterback at the helm, Kennedy connected with Ings for a 40-yard touchdown pass. Kick was no good and the Soul remained in the lead 21-13. Less than a minute after, Raudabaugh passed to Chris Duval for a 21-yard touchdown, his first of the night. Kick was good and with 4:08 left in the half, the Soul led 28-13. Rodriguez caught his second touchdown of the night on a huge 45-yard pass, but with an unsuccessful PAT the Soul kept their lead 28-19. An intercepted pass by Raudabaugh and not enough time on the clock for the Storm, left the end of the first half with the Soul in the lead 28-19.

A turnover on downs for the Soul started off the second half. The Storm used this and Kennedy found Toliver for an easy 6-yard touchdown. The Soul blocked the extra point and with 7:40 in the third quarter, the Soul led 28-25. Reynolds caught his second touchdown of the night on a 6-yard pass from Raudabaugh. The Soul widened their lead once again, 35-25. Ings returned the kick-off for a touchdown, bringing the Storm back into a four-point deficit with 4:34 left in the quarter. Another Soul turnover on downs gave the Storm the chance to take the lead and they did just that when Kennedy found Ings again for a 4-yard touchdown run and the third quarter ended with the Soul trailing 37-35.

The Storm lead did not last long as Raudabaugh passed to Reynolds for an 11-yard touchdown to start off the final quarter of play. Kick was good and with 13:33 remaining, the Soul were ahead, 42-37. Kennedy's pass was intercepted by Dwayne Hollis for a touchdown and the Soul widened the lead again 49-37. With 3:27 to play in the game, Kennedy found Toliver for a 4-yard touchdown and the Storm closed the margin to 49-44. The Storm attempted an on-side kick which was recovered by Reynolds for another Soul touchdown. With 2:38 to play, the Soul were winning 56-44. One final attempt by the Storm end the game with a win came when Toliver caught a 24-yard touchdown pass with 51 seconds remaining. The Soul were able to hold on to their lead and at the end of the game, the Soul won 56-51.

2016 GAME BREAKDOWNS

SCORING SUMMARY		PLAY	PHI-TBS
1 st	10:14	PHI KAULEINAMOKU 30-yd pass from RAUDABAUGH (FREVERT kick)	7-0
	8:18	PHI RODRIGUEZ 8-yd pass from BOLTUS (ALVARADO kick)	7-7
2 nd	11:04	PHI REYNOLDS 9-yd pass form RAUDABAUGH (FREVERT kick)	14-7
	6:12	PHI KAULEINAMOKU 8-yd pass from RAUDABAUGH (FREVERT kick)	21-7
	4:50	TBS INGS 40-yd pass from KENNEDY (ALVARADO kick blocked)	21-13
	4:08	PHI DUVALT 21-yd pass from RAUDABAUGH (FREVERT kick)	28-13
	2:02	TBS RODRIGUEZ 45-yd pass from KENNEDY (ALVARADO kick failed)	28-19
3 rd	7:40	TBS Toliver 6-yd pass from KENNEDY (ALVARADO kick blocked)	28-25
	5:25	PHI REYNOLDS 6-yd pass from RAUDABAUGH (FREVERT kick)	35-25
	4:34	TBS INGS 57-yd kickoff return (KENNEDY pass failed)	35-31
	0:02	TBS INGS 4-yd run (KENNEDY pass intercepted)	35-37
4 th	13:33	PHI REYNOLDS 11-yd pass from RAUBAUGH (FREVERT kick)	42-37
	10:04	PHI HOLLIS 35-yd interception return (FREVERT kick)	49-37
	3:27	TBS TOLIVER 4-yd pass from KENNEDY (ALVARADO kick)	49-44
	2:38	PHI REYNOLDS 10-yd kickoff return (FREVERT kick)	56-44
	0:51	TBS TOLIVER 24-yd pass from KENNEDY (ALVARADO kick)	56-51

RUSHING	ATT	GAIN	LOSS	NET	TD	LONG	AVG/G
RICHARDSON	7	22	1	21	0	11	3.0
Totals	7	22	1	21	0	11	3.0

PASSING	ATT-CMP-INT	YDS	TD	LONG	SACK
RAUDABAUGH	21-34-1	238	6	30	0
Totals	21-34-1	238	6	30	0

RECEIVING	NO.	YDS	TD	LONG
DUVALT	6	88	1	21
KAULEINAMOKU	6	68	2	30
REYNOLDS	5	50	3	16
MCDANIEL	4	32	0	15
Totals	21	238	6	30

ALL RETURNS	MFG			KICKOFF			INTERCEPT		
	NO	YDS	LG	NO	YDS	LG	NO	YDS	LG
DUVALT	0	0	0	3	58	26	0	0	0
REYNOLDS	0	0	0	2	9	10	0	0	0
HOLLIS	0	0	0	0	0	0	1	35	35
Totals	0	0	0	5	67	26	1	35	35

ALL PURPOSE	RUSH	RCV	KR	FGR	IR	TOTAL
DUVALT	0	88	58	0	0	146
KAULEINAMOKU	0	68	0	0	0	68
REYNOLDS	0	50	9	0	0	59
HOLLIS	0	0	0	0	35	35
MCDANIEL	0	32	0	0	0	32
RICHARDSON	21	0	0	0	0	21
Total	21	238	67	0	35	361

KICKOFFS	NO.	YDS	TB	OB	AVG.
FREVERT	8	451	3	0	56.4

GAME 16

Philadelphia Soul @ Orlando Predators

July 30, 2016

SCORES	1 st	2 nd	3 rd	4 th	FINAL
Philadelphia	14	19	14	20	67
Orlando	7	24	7	21	59

TEAM TOTALS	PHI	ORL
FIRST DOWNS	22	20
Rushing	2	2
Passing	15	14
Penalty	5	4
NET YARDS RUSHING	17	22
Rushing Attempts	8	7
Average Per Rush	2.1	3.1
Rushing Touchdowns	0	1
NET YARDS PASSING	335	333
Completions-Attempts-Int	21-29-0	23-40-1
Average Per Attempt	11.6	8.3
Average Per Completion	16.0	14.5
Passing Touchdowns	10	6
TOTAL OFFENSE YARDS	352	355
Total Offensive Plays	37	47
Average Gain Per Play	9.5	7.6
Fumbles: Number-Lost	1-1	0-0
Penalties: Number-Lost	9-72	13-99
KICKOFFS-YARDS	10-558	8-423
Average Yards Per Kickoff	55.8	52.9
Net Yards Per Kickoff	42.6	40.9
Touchbacks	1	0
MFG RETURNS: #-YDS-TD	0-0-0	0-0-0
Average Per Return	0.0	0.0
Kickoff returns: #-YDS-TD	7-96-0	10-127-1
Average Per Return	13.7	12.7
Interceptions: #-YDS-TD	1-0-0	0-0-0
Fumble Returns: #-YDS-TD	0-0-0	0-0-0
Miscellaneous Yards	0	3
Possession Time	27:35	32:14
1 st Quarter	10:25	4:35
2 nd Quarter	4:58	9:51
3 rd Quarter	6:23	8:37
4 th Quarter	5:49	9:11
Third Down Conversions	1-4	3-7
Fourth Down Conversions	3-3	1-3
Red-Zone Scores-Chances	2-3	4-4
Sacks By: #-YDS	0-0	0-0
PAT Kicks	7-10	6-7
2-point drop-kick PATs	0-0	0-0
Field Goals	0-0	1-1
4-point drop-kick FGs	0-0	0-0
TDs Rush-Pass-Return	0-10-0	1-6-1

ORLANDO— The Philadelphia Soul (13-3) defeated the Orlando Predators (12-4), with the score 67-59 in front of 13,827 fans at the Amway Center in Orlando, FL on Saturday night. With this victory, the Soul will have home field advantage through the American Conference Championship game.

The Soul will host the Tampa Bay Storm next Sunday, August 7 at 6 p.m. at the PPL Center in Allentown, PA. The game will be broadcast nationally on ESPN2. With a victory on August 7, the team will return to the PPL Center on Sunday, August 14 for the Conference Championship game. Tickets for both games are on sale now.

Soul WR Chris Duval led the receivers with nine receptions for 155 yards and four touchdowns. WR Darius Reynolds added seven receptions for 83 yards and two touchdowns and Shaun Kauleinamoku chipped in four receptions for 89 yards and three touchdowns. *J. Lewis Small* AFL Playmaker and Orlando WR Larry Brackins led the Predators' receiving core with 11 receptions for 114 yards and four touchdowns.

Philadelphia QB and *Under Armour* Offensive Player of the Game, Dan Raudabaugh completed 21-of-29 passes for 335 yards and 10 touchdowns. Orlando QB Bernard Morris completed 23-of-40 passes for 333 yards and six touchdowns.

The Predators won the coin toss and elected to kick-off by the Soul. The Soul took a quick lead when Raudabaugh connected with Duval for a 32-yard touchdown pass. Frevert's kick was good and with 13:35 to play in the first quarter the Soul led 7-0. The Predators responded with a 6-yard run by Morris, tying the game at 7-7. In the final seconds of play, Raudabaugh found Outlaw for an 8-yard pass and at the end of the first quarter, the Soul led 14-7.

A 7-yard touchdown pass by Brackins kicked off the second quarter for the Predators. The kick was good and with 10:59 remaining the game was tied 14-14. SK caught his first touchdown of the night on a 17-yard pass but the kick was blocked by Monte Lewis. With 8:59 left in the half, the Soul led 20-14. Morris hit Brackins again for his second touchdown of the night, putting the Predators ahead 21-20. Duval caught a 32-yard pass from Raudabaugh and with another missed extra point the Soul led 26-21. An onside kick attempt by Frevert was recovered by Predators' LB Calvin Fance and Orlando took the lead 28-26. Another onside kick attempt, this time by Orlando was recovered by the Predators and with 37 seconds remaining, K Mark Lewis chipped in a 25-yard field goal, increasing their lead 31-26. The Soul did not allow the Predators to keep their lead as Reynolds caught his first touchdown of the night on a 14-yard pass from Raudabaugh. At the end of the first half, the Soul took back the lead 33-31.

An interception by James Romain started off the second half. The Soul took advantage of this opportunity as Raudabaugh connected with Duval for a 27-yard touchdown. Frevert's kick was good and with 11:48 left in the third quarter, the Soul widened their lead, 40-31. Brackins caught his third touchdown of the night on an 18-yard pass by Morris with 4:13 remaining in the third quarter. In the final two minutes of play, Raudabaugh found SK again for a 27-yard touchdown and the third quarter ended with the Soul leading 47-38.

Morris kicked off the final quarter of play with another touchdown to Brackins. The kick was good and with 12:48 to play, the Soul kept the lead 47-45. Shortly after, Raudabaugh passed to Duval for a 35-yard touchdown with another extra point attempt blocked by the Predators. Brandon Thompkins caught his first touchdown of the night on a 40-yard pass and the Predators tied up the game 53-53 with 9:06 to play. Kauleinamoku caught a 31-yard pass from Raudabaugh and the Soul took back the lead 60-53. In an attempt to again tie up the game, Morris found LaMark Brown on a 28-yard touchdown pass. The kick was no good and the Soul kept their lead 60-59 with one minute remaining in the game. The Soul finished the game on a 14-yard touchdown pass from Raudabaugh to Reynolds with 34 seconds left in the game. The Soul defeated the Orlando Predators for the second time this season with the final score, 67-59.

2016 GAME BREAKDOWNS

SCORING SUMMARY		PLAY	PHI-ORL
1 st	13:35	PHI DUVALT 32-yd pass from RAUDABAUGH (FREVERT kick)	7-0
	8:42	ORL MORRIS 6-yd run (LEWIS kick)	7-7
	0:00	PHI OUTLAW 8-yd pass from RAUDABAUGH (FREVERT kick)	14-7
2 nd	10:59	ORL BRACKINS 7-yd pass from MORRIS (LEWIS kick)	14-14
	8:59	PHI KAULEINAMOKU 17-yd pass from RAUDABAUGH (FREVERT kick blocked)	20-14
	6:49	ORL BRACKINS 2-yd pass from MORRIS (LEWIS kick)	20-21
	2:45	PHI DUVALT 32-yd pass from RAUDABAUGH (FREVERT kick)	26-21
	1:30	ORL FANCE 0-yd kickoff return (LEWIS kick)	26-28
	0:37	ORL LEWIS 25-yd field goal	26-31
	0:07	PHI REYNOLDS 14-yd pass from RAUDABAUGH (FREVERT kick)	33-31
3 rd	11:48	PHI DUVALT 27-yd pass from RAUDABAUGH (FREVERT kick)	40-31
	4:13	ORL BRACKINS 18-yd pass from MORRIS (LEWIS kick)	40-38
	1:46	PHI KAULEINAMOKU 27-yd pass from RAUDABAUGH (FREVERT kick)	47-38
4 th	12:48	ORL BRACKINS 12-yd pass from MORRIS (LEWIS kick)	47-45
	10:56	PHI DUVALT 35-yd pass from RAUDABAUGH (FREVERT kick blocked)	53-45
	9:06	ORL THOMPkins 40-yd pass from MORRIS (MORRIS pass failed-1pt safety)	53-53
	6:17	PHI KAULEINAMOKU 31-yd pass from RAUDABAUGH (FREVERT kick)	60-53
	1:11	ORL BROWN 28-yd pass from MORRIS (LEWIS kick failed)	60-59
	0:34	PHI REYNOLDS 14-yd pass from RAUDABAUGH (FREVERT kick)	67-59

RUSHING	ATT	GAIN	LOSS	NET	TD	LONG	AVG/G
RICHARDSON	8	22	5	17	0	7	2.1
Total	8	22	5	17	0	7	2.1

PASSING	ATT-CMP-INT	YDS	TD	LONG	SACK
RAUDABAUGH	21-29-0	335	10	35	0
Totals	21-29-0	335	10	35	0

RECEIVING	NO.	YDS	TD	LONG
DUVALT	9	155	4	35
REYNOLDS	7	83	2	20
KAULEINAMOKU	4	89	3	31
OUTLAW	1	8	1	8
Totals	21	335	10	35

ALL RETURNS	MFG			KICKOFF			INTERCEPT		
	NO	YDS	LG	NO	YDS	LG	NO	YDS	LG
DUVALT	0	0	0	2	23	14	0	0	0
STEVENSON	0	0	0	5	73	17	0	0	0
ROMAIN	0	0	0	0	0	0	1	0	0
Totals	0	0	0	7	96	17	1	0	0

ALL PURPOSE	RUSH	RCV	KR	FGR	IR	TOTAL
DUVALT	0	155	23	0	0	178
KAULEINAMOKU	0	89	0	0	0	89
REYNOLDS	0	83	0	0	0	83
STEVENSON	0	0	73	0	0	73
RICHARDSON	17	0	0	0	0	17
OUTLAW	0	8	0	0	0	8
Total	17	335	96	0	0	448

KICKOFFS	NO.	YDS	TB	OB	AVG.
FREVERT	10	558	1	0	55.8

PLAYOFF GAME 1

Tampa Bay Storm @ Philadelphia Soul

August 7, 2016

SCORES	1 st	2 nd	3 rd	4 th	FINAL
Tampa Bay	7	7	14	13	41
Philadelphia	14	14	14	21	63

TEAM TOTALS	TBS	PHI
FIRST DOWNS	11	19
Rushing	1	1
Passing	9	15
Penalty	1	3
NET YARDS RUSHING	21	28
Rushing Attempts	5	10
Average Per Rush	4.2	2.8
Rushing Touchdowns	0	1
NET YARDS PASSING	212	219
Completions-Attempts-Int	15-35-1	22-33-2
Average Per Attempt	6.1	6.6
Average Per Completion	14.1	10.0
Passing Touchdowns	5	8
TOTAL OFFENSE YARDS	233	247
Total Offensive Plays	42	44
Average Gain Per Play	5.5	5.6
Fumbles: Number-Lost	2-1	0-0
Penalties: Number-Lost	7-45	5-36
KICKOFFS-YARDS	6-292	9-495
Average Yards Per Kickoff	48.7	55.0
Net Yards Per Kickoff	40.3	42.7
Touchbacks	0	2
MFG RETURNS: #-YDS-TD	1-11-0	0-0-0
Average Per Return	11.0	0.0
Kickoff returns: #-YDS-TD	8-101-0	4-50-0
Average Per Return	12.6	12.5
Interceptions: #-YDS-TD	2-23-1	1-0-0
Fumble Returns: #-YDS-TD	0-0-0	0-0-0
Miscellaneous Yards	0	0
Possession Time	30:05	29:55
1 st Quarter	7:32	7:28
2 nd Quarter	5:30	9:30
3 rd Quarter	8:01	6:59
4 th Quarter	9:02	5:58
Third Down Conversions	5-9	4-6
Fourth Down Conversions	0-4	0-1
Red-Zone Scores-Chances	0-0	6-6
Sacks By: #-YDS	1-5	2-8
PAT Kicks	5-6	9-9
2-point drop-kick PATs	0-0	0-0
Field Goals	0-0	0-1
4-point drop-kick FGs	0-0	0-0
TDs Rush-Pass-Return	0-5-1	1-8-0

ALLENTOWN— The Philadelphia Soul (14-3, 1-0) defeated the Tampa Bay Storm (2-15, 0-1), with the score 63-41 in front of 5,540 fans at the PPL Center in Allentown, PA on Sunday night. With this victory, the Soul have moved on to the American Conference Championship game.

The Soul will host the Jacksonville Sharks (8-9, 1-0) next Sunday, August 14 at 6 p.m. at the PPL Center in Allentown, PA. The game will be broadcast nationally on ESPN2 and 97.5 The Fanatic. With a victory on August 14, the team head to ArenaBowl and take on the winner of the Arizona Rattlers and Cleveland Gladiators.

Soul WR and *J. Lewis Small* AFL Playmaker of the Game, Darius Reynolds led the receivers with seven receptions for 98 yards and three touchdowns. WR Shaun Kauleinamoku added seven receptions for 77 yards and three touchdowns and FB Jeramie Richardson chipped in 10 rushes for 28 yards and one touchdown. Storm WR Kendrick Ings led the Storm receiving core with six receptions for 115 yards and two touchdowns.

Philadelphia QB and *Under Armour* Offensive Player of the Game, Dan Raudabaugh completed 22-of-33 passes for 224 yards and eight touchdowns. Storm QB Jason Boltus completed 15-of-35 passes for 220 yards and five touchdowns.

The Soul won the coin toss and kicked off to start the game. A quick on-side kick gave the Soul possession and the team capitalized on this with a 1-yard rushing touchdown by Jeramie Richardson. Frevert's kick was good and with 9:21 to play in the first quarter the Soul led 7-0. A turnover on downs gave the Soul possession again and Raudabaugh connected with Reynolds for a 5-yard touchdown pass. The Storm fired back on a 10-yard touchdown by T.T. Toliver but the first quarter ended with the Soul out front 14-7.

A 15-yard interception run by Cortez Stubbs tied the game up for the Storm, with 13:24 to play in the first half. The Soul did not allow the tie to last as Raudabaugh found Lonnie Outlaw for a 3-yard touchdown pass with 10:43 remaining. The Storm were again unable to complete the first down, giving the Soul the momentum they needed to keep their lead. Reynolds caught an 8-yard touchdown pass from Raudabaugh and with 5:44 left in the half, the Soul led 28-14. DB Dwayne Hollis caught his ninth interception of the season and the second quarter came to a close with the Soul leading 28-14.

A Soul interception followed by a turnover on downs by the Storm gave Philadelphia possession once again. Raudabaugh connected with SK on a 23-yard touchdown pass and Frevert's PAT was good. With 10:39 left in the third quarter, the Soul led 35-14. The Storm scored again when Boltus found Toliver for a 24-yard touchdown and closed the gap 35-21. Reynolds caught his third touchdown of the night on a 30-yard pass from Raudabaugh. With 3:52 remaining in the third quarter, the Soul remained in the lead, 42-21. In the final minutes of play, Boltus passed to Ings for a 38-yard touchdown and the third quarter ended with the Soul in the lead 42-28.

SK opened up the final quarter with a 19-yard touchdown pass from Raudabaugh. Kick was good and the Soul kept their lead, 49-28. The Storm again attempted to fight back with a 47-yard touchdown pass from Boltus to Ings but the extra point was no good. A pair of turnovers by both teams, gave the Soul another chance to score and Raudabaugh found SK again for a 5-yard touchdown pass. The PAT was good and with 5:47 to play in the game, the Soul led 56-34. The Storm scored one final time on a 25-yard pass from Boltus to Rodriguez but that wasn't enough for the team to take the lead. In the final minute of play, Raudabaugh found Outlaw one last time and the Soul defeated the Tampa Bay Storm, 63-41.

2016 GAME BREAKDOWNS

SCORING SUMMARY		PLAY	PHI-TBS
1 st	9:21	PHI RICHARDSON 1 yd run (FREVERT kick)	0-7
	5:23	PHI REYNOLDS 5 yd pass from RAUDABAUGH (FREVERT kick)	0-14
	0:06	TBS TOLLIVER 10 yd pass from BOLTUS (ALVARADO kick)	7-14
2 nd	13:24	TBS STUBBS 15 yd interception return (ALVARADO kick)	14-14
	10:43	PHI OUTLAW 3 yd pass from RAUDABAUGH (FREVERT kick)	14-21
	5:44	PHI REYNOLDS 8 yd pass from RAUDABAUGH (FREVERT kick)	14-28
3 rd	10:49	PHI KAULEINAMOKU, S 23 yd pass from RAUDABAUGH, Dan (FREVERT, Tommy kick)	14-35
	6:33	TBS TOLLIVER, TT 24 yd pass from BOLTUS, Jason (ALVARADO, Delbe kick)	21-35
	3:52	PHI REYNOLDS 30 yd pass from RAUDABAUGH (FREVERT kick)	21-42
	2:30	TBS INGS 38 yd pass from BOLTUS (ALVARADO kick)	28-42
4 th	14:55	PHI KAULEINAMOKU 19 yd pass from RAUDABAUGH (FREVERT kick)	28-49
	12:49	TBS INGS 47 yd pass from BOLTUS (ALVARADO kick failed)	34-49
	5:47	PHI KAULEINAMOKU, S 5 yd pass from RAUDABAUGH, Dan (FREVERT, Tommy kick)	34-56
	1:45	TBS RODRIGUEZ 25 yd pass from BOLTUS (ALVARADO kick)	41-56
	0:46	PHI OUTLAW 8 yd pass from RAUDABAUGH (FREVERT kick)	41-63

RUSHING	ATT	GAIN	LOSS	NET	TD	LONG	AVG/G
RICHARDSON	10	28	0	28	1	7	2.8
Totals	10	28	0	28	1	7	2.8

PASSING	ATT-CMP-INT	YDS	TD	LONG	SACK
RAUDABAUGH	22-33-2	224	8	30	1
Team	0-0-0	-5	0	0	0
Totals	22-33-2	219	8	30	1

RECEIVING	NO.	YDS	TD	LONG
REYNOLDS	7	98	3	30
KAULEINAMOKU	7	77	3	23
DUVALT	6	38	0	11
OUTLAW	2	11	2	8
Totals	22	224	8	30

ALL RETURNS	MFG			KICKOFF			INTERCEPT		
	NO	YDS	LG	NO	YDS	LG	NO	YDS	LG
REYNOLDS	0	0	0	1	4	4	0	0	0
DUVALT	0	0	0	1	9	9	0	0	0
HOLLIS	0	0	0	0	0	0	1	0	0
STEVENSON	0	0	0	2	37	22	0	0	0
Totals	0	0	0	4	50	22	1	0	0

ALL PURPOSE	RUSH	RCV	KR	FGR	IR	TOTAL
REYNOLDS	0	98	4	0	0	102
KAULEINAMOKU	0	77	0	0	0	77
DUVALT	0	38	9	0	0	47
STEVENSON	0	0	37	0	0	37
RICHARDSON	28	0	0	0	0	28
OUTLAW	0	11	0	0	0	11
Total	5	239	89	0	77	410

KICKOFFS	NO.	YDS	TB	OB	AVG.
FREVERT	9	495	2	0	55.0

AMERICAN CONFERENCE CHAMPIONSHIP

Jacksonville Sharks @ Philadelphia Soul
August 14, 2016

SCORES	1 st	2 nd	3 rd	4 th	FINAL
Jacksonville	7	20	9	14	50
Philadelphia	14	21	7	13	55

TEAM TOTALS	JAX	PHI
FIRST DOWNS	17	25
Rushing	0	2
Passing	12	18
Penalty	5	5
NET YARDS RUSHING	9	23
Rushing Attempts	3	5
Average Per Rush	3.0	4.6
Rushing Touchdowns	0	2
NET YARDS PASSING	238	310
Completions-Attempts-Int	21-31-1	26-38-2
Average Per Attempt	7.7	8.2
Average Per Completion	11.3	11.9
Passing Touchdowns	6	6
TOTAL OFFENSE YARDS	247	333
Total Offensive Plays	35	44
Average Gain Per Play	7.1	7.6
Fumbles: Number-Lost	3-3	1-1
Penalties: Number-Lost	12-64	7-52
KICKOFFS-YARDS	8-456	6-303
Average Yards Per Kickoff	57.0	50.5
Net Yards Per Kickoff	41.6	42.0
Touchbacks	2	1
MFG RETURNS: #-YDS-TD	1-1-0	0-0-0
Average Per Return	1.0	0.0
Kickoff returns: #-YDS-TD	4-46-0	6-113-0
Average Per Return	11.5	18.8
Interceptions: #-YDS-TD	2-32-1	1-1-0
Fumble Returns: #-YDS-TD	0-0-0	2-4-0
Miscellaneous Yards	-2	8
Possession Time	28:39	31:21
1 st Quarter	6:25	8:35
2 nd Quarter	5:39	9:21
3 rd Quarter	9:35	5:25
4 th Quarter	7:00	8:00
Third Down Conversions	5-5	1-4
Fourth Down Conversions	0-0	1-2
Red-Zone Scores-Chances	3-3	4-6
Sacks By: #-YDS	1-7	1-7
PAT Kicks	6-7	7-7
2-point drop-kick PATs	0-0	0-0
Field Goals	0-0	0-1
4-point drop-kick FGs	0-0	0-0
TDs Rush-Pass-Return	0-6-1	2-6-0

ALLENTOWN--The Philadelphia Soul (14-3), (2-0) defeated the Jacksonville Sharks (8-9), (1-1) 55-50 in an absolute nail-biter to clinch their second ever American Conference Championship at the PPL Center in Allentown, PA on Sunday night. With this victory, the Soul move on to the ArenaBowl XXIX. Philadelphia QB Dan Raudabaugh finished the game completing 26-of-38 passes for 317 yards and 6 touchdowns. QB Tommy Grady of Jacksonville completed 21-of-31 passes for 245 yards and 6 touchdowns.

Jacksonville won the coin toss to start the game, and deferred to the second half. On the first play of the game, Raudabaugh's pass was intercepted by David Hyland and returned 25 yards for a touchdown. Lindsey Wolfe's kick was good and with 13:27 left in the first quarter, the Soul trailed the Sharks 7-0. The Soul answered back on their ensuing possession, capping the drive off with a 3-yard touchdown run by FB Jeremie Richardson. Tommy Frevert's kick was good, and with 7:39 remaining in the first quarter the game was tied 7-7. The Soul gained possession again seconds later when Frevert's kick ricocheted off the uprights, bounced off the turf and into Frevert's arms. Two plays later, Raudabaugh connected with WR Shaun Kauleinamoku for a 7-yard touchdown. Frevert's kick was good and the Soul led the Sharks 14-7 with 5:59 left in the first quarter. After DB LaRico Hollis intercepted QB Tommy Grady's pass to give the Soul possession, Raudabaugh threw his second interception of the game, this time to LB Alvin Ray Jackson.

The Sharks started the second quarter on the 25-yard line, and concluded their drive with a 6-yard pass from Grady to WR Joe Hills. Wolfe's kick was no good and with 12:58 remaining in the second quarter, the Soul led Jacksonville 14-13. On the Soul's next possession, Richardson received the handoff and rumbled his way to an 18-yard touchdown, his second of the game. Frevert's kick was good, and the Soul led the Sharks 21-13 with 8:12 left in the second quarter. The Sharks bit into the Soul lead on their following possession when Grady connected with Reggie Gray for an 11-yard touchdown. Wolfe's kick was good, and Philadelphia led the Sharks 21-20 with 8:12 left in the second quarter. WR Darius "Money" Reynolds caught Raudabaugh's pass, but DE Neefy Moffett was able to strip Reynolds of the ball. Michaeux Robinson recovered the fumble, and Hills found the endzone for the second time on a 20-yard pass from Grady to give Jacksonville the lead. Wolfe's kick was good and the Sharks led the Soul 27-21 with 3:21 remaining in the first half. SK continued his stellar performance in the first half with a 16-yard touchdown reception from Raudabaugh. Frevert's kick was good and the Soul took back the lead 28-27 with 1:00 left in the half. The Soul special teams came up huge in the last minute of the half on an onside kick by Frevert, recovered by a leaping Lonnie Outlaw. TE Adam Smith cashed in on a 1-yard pass from Raudabaugh as time expired in the first half. Frevert's kick was good, giving the Soul a 35-27 lead heading into the locker room.

The Soul kicked off to begin the second half of the game. Joe Hills immediately fumbled the ball, and Soul DB James Romain recovered. The Soul were able to capitalize on the fumble recovery with a 39-yard pass to Darius Reynold for his first touchdown of the night. The kick was good, and with 12:25 left in the half, the Soul added to their lead, 42-27. The Sharks began their first drive of the third quarter on the five yard line. Grady fumbled the ball on the 20-yard line, and the Soul took advantage of the opportunity with the recovery. Frevert's field goal attempt was no good, and recovered by Jacksonville. Grady found Hills in the end zone for another 5-yard Sharks touchdown pass. The kick was good, and Soul continued to lead with 2:34 left in the third quarter. On the Soul's next possession, MLB Dexter Jackson sacked Raudabaugh in the end zone to get a Sharks safety.

On their first drive of the fourth quarter, Grady connected with Gray for a Sharks touchdown. The kick was good, and with 11:45 left in the game, the Sharks took back the lead 43-42. On their next possession, Raudabaugh found Duvalt for a Soul touchdown. The kick was good, and the Soul fought back their lead, 49-43 with 7:40 left in the game. The Soul were successful with their onside kick attempt, and started their next drive on their own 15-yard line. The Soul were unable to capitalize on their chance to score, and turned the ball over on downs. Jacksonville was able to score on the next possession, with a short pass from Grady to Hills to tie up the game. The kick was good, and the Sharks took the lead 50-49 with 55 seconds left in the game. The Soul flew down the field on their next possession and Raudabaugh found Reynolds in the end zone to take back the lead, 55-50, winning the game over the Jacksonville Sharks.

2016 GAME BREAKDOWNS

SCORING SUMMARY			PLAY	JAX-PHI
1 st	14:08	JAX	HYLAND, David 25 yd interception return (WOLFE, Lindsey kick)	7-0
	8:23	PHI	RICHARDSON 3 yd run (FREVERT kick)	7-7
	6:39	PHI	KAULEINAMOKU 7 yd pass from RAUDABAUGH (FREVERT kick)	7-14
2 nd	13:41	JAX	HILLS 6 yd pass from GRADY (WOLFE kick failed)	13-14
	8:57	PHI	RICHARDSON 18 yd run (FREVERT kick)	13-21
	7:37	JAX	GRAY 11 yd pass from GRADY (WOLFE kick)	20-21
	4:06	JAX	HILLS 20 yd pass from GRADY (WOLFE kick)	27-21
	1:45	PHI	KAULEINAMOKU 16 yd pass from RAUDABAUGH (FREVERT kick)	27-28
	0:00	PHI	MITH 2 yd pass from RAUDABAUGH (FREVERT kick)	27-35
3 rd	12:59	PHI	REYNOLDS 39 yd pass from RAUDABAUGH, (FREVERT kick)	27-42
	2:49	JAX	HILLS 5 yd pass from GRADY (WOLFE kick)	34-42
	1:30	JAX	JACKSON safety	36-42
4 th	12:24	JAX	HILLS 9 yd pass from GRADY (WOLFE kick)	43-42
	8:22	PHI	DUVALT 11 yd pass from RAUDABAUGH, (FREVERT kick)	43-49
	0:55	JAX	HILLS 12 yd pass from GRADY (WOLFE kick)	50-49
	0:04	PHI	REYNOLDS 6 yd pass from RAUDABAUGH, (RAUDABAUGH conversion intercepted)	50-55

RUSHING	ATT	GAIN	LOSS	NET	TD	LONG	AVG/G
RICHARDSON	4	24	0	24	2	18	6.0
REYNOLDS	1	0	1	-1	0	0	-1.0
Total	5	24	1	23	2	18	4.6

PASSING	ATT-CMP-INT	YDS	TD	LONG	SACK
RAUDABAUGH	26-38-2	317	6	39	1
Team	0-0-0	-7	0	0	0
Totals	26-38-2	310	6	39	1

RECEIVING	NO.	YDS	TD	LONG
KAULEINAMOKU	10	128	2	29
REYNOLDS	9	124	2	39
DUVALT	6	63	1	20
SMITH	1	2	1	2
Totals	26	317	6	39

ALL RETURNS	MFG			KICKOFF			INTERCEPT		
	NO	YDS	LG	NO	YDS	LG	NO	YDS	LG
DUVALT	0	0	0	4	78	27	0	0	0
HOLLIS	0	0	0	0	0	0	1	1	1
STEVENSON	0	0	0	2	35	18	0	0	0
Totals	0	0	0	6	113	27	1	1	1

ALL PURPOSE	RUSH	RCV	KR	FGR	IR	TOTAL
DUVALT	0	63	78	0	0	141
KAULEINAMOKU	0	128	0	0	0	128
REYNOLDS	-1	124	0	0	0	123
STEVENSON	0	0	35	0	0	35
RICHARDSON	24	0	0	0	0	24
SMITH	0	2	0	0	0	2
HOLLIS	0	0	0	0	1	1
Total	23	317	113	0	1	454

KICKOFFS	NO.	YDS	TB	OB	AVG.
FREVERT	6	303	1	0	50.5

ARENABOWL XXIX

Philadelphia Soul @ Arizona Rattlers
August 26, 2016

SCORES	1 st	2 nd	3 rd	4 th	FINAL
Jacksonville	7	20	9	14	50
Philadelphia	14	21	7	13	55

TEAM TOTALS	PHI	ARI
FIRST DOWNS	18	23
Rushing	0	2
Passing	14	16
Penalty	4	5
NET YARDS RUSHING	15	2
Rushing Attempts	4	3
Average Per Rush	3.8	0.7
Rushing Touchdowns	0	2
NET YARDS PASSING	278	276
Completions-Attempts-Int	20-36-0	23-38-2
Average Per Attempt	7.7	7.3
Average Per Completion	13.9	12.0
Passing Touchdowns	6	4
TOTAL OFFENSE YARDS	293	278
Total Offensive Plays	40	42
Average Gain Per Play	7.3	6.6
Fumbles: Number-Lost	1-1	3-3
Penalties: Number-Lost	9-44	6-55
KICKOFFS-YARDS	8-443	7-396
Average Yards Per Kickoff	55.4	56.6
Net Yards Per Kickoff	45.1	46.7
Touchbacks	1	3
MFG RETURNS: #-YDS-TD	0-0-0	0-0-0
Average Per Return	0.0	0.0
Kickoff returns: #-YDS-TD	4-54-0	5-77-0
Average Per Return	13.5	15.4
Interceptions: #-YDS-TD	2-22-0	0-0-0
Fumble Returns: #-YDS-TD	2-49-2	1-8-0
Miscellaneous Yards	0	0
Possession Time	30:33	26:51
1 st Quarter	7:37	7:23
2 nd Quarter	6:02	8:58
3 rd Quarter	8:55	3:29
4 th Quarter	7:59	7:01
Third Down Conversions	3-6	1-3
Fourth Down Conversions	2-3	0-1
Red-Zone Scores-Chances	0-0	4-5
Sacks By: #-YDS	1-5	0-0
PAT Kicks	6-7	6-6
2-point drop-kick PATs	0-0	0-0
Field Goals	0-0	0-0
4-point drop-kick FGs	0-0	0-0
TDs Rush-Pass-Return	0-6-2	2-4-0

GLENDALE, AZ --The Philadelphia Soul defeated the Arizona Rattlers 56-42 in front of 13,390 fans at the Gila River Arena in Glendale, AZ on Friday night. This is the 2 ArenaBowl championship victory for the Soul in franchise history.

Philadelphia Soul WR Shaun Kauleinamoku led the receivers with eight receptions for 110 yards and three touchdowns. Arizona Rattlers WR Maurice Purify added nine receptions for 126 yards and two touchdowns.

Philadelphia Soul QB Dan Raudabaugh finished the game completing 20-of-36 passes for 278 yards and six touchdowns. Arizona Rattlers QB Nick Davila completed 23-of-38 passes for 281 yards and four touchdowns.

Arizona won the coin toss to start the game, and deferred to the second half. The Soul offense started off with a quick 16-yard pass from Raudabaugh to Reynolds to put the Soul on the board. K Tommy Frevert's kick was good and with 12:36 to play in the first quarter, the Soul led 7-0. On the Philadelphia goal line, a rush attempt by FB Mykel Benson was forced out of his hands by LB Beau Bell and tossed to Soul defensive back, Dwayne Hollis for a 49-yard touchdown. Kick was good and with 9:00 remaining, the Soul stretched their lead 14-0. On Frevert's kick-off, the ball bounced off the net and was recovered by Tracy Belton, adding six more points for the Soul. With the made PAT, Philadelphia remained in the lead 21-0, with 7:55 to play in the first quarter. Davila connected with Purify on a 16-yard touchdown pass and with the made extra point, the Rattlers still trailed 21-7. In the final minutes of play, Raudabaugh found McDaniel on a 22-yard pass and the first quarter closed with Philadelphia remaining in the lead, 28-7.

The Rattlers kicked off the second quarter with a one-yard run by Benson. Extra point was good and with 13:16 to play in the first half, the Rattlers trailed 28-14. Raudabaugh found Reynolds in the end-zone for a 25-yard touchdown the PAT was good. With 10:25 to play in the half, the Soul kept the lead, 35-14. On the next Rattlers drive, Davila's pass was intercepted by DB James Romain but the Soul were unable to complete the first down. The Rattlers capitalized on this and Davila handed off to Benson for a 1-yard touchdown run. Pertuit's kick was good and at the end of the first half, the Soul kept their lead, 35-21.

The Soul kicked off to begin the second half of the game. Davila immediately connected with Windsor on a 3-yard touchdown pass, closing the Rattlers margin 35-28. The Soul responded on a 12-yard pass caught by Kauleinamoku. Kick was good and with 4:38 remaining in the third quarter, the Soul led the Rattlers, 42-28. Frevert's on-side kick attempt was recovered by Arkeith Brown, putting the Rattlers in position to score. Davila found Windsor for a 2-yard touchdown pass and with the made extra point, the Rattlers trailed 42-35. McDaniel fumbled on a 28-yard pass and at the end of the third quarter, the Soul led 42-35.

On their first drive of the fourth quarter, Davila connected with Purify for a 6-yard Rattlers' touchdown. The kick was good, and with 14:09 left in the game, the Rattlers tied up the game 42-42. Raudabaugh quickly reacted with an 11-yard pass to Kauleinamoku and the Soul regained the lead, 48-42. DL Jake Metz caused a forced fumble and recovered the ball, giving the Soul possession with 5:46 to play. Raudabaugh connected again with Kauleinamoku for a 30-yard touchdown pass. The Soul completed the two-point conversion and with 3:03 left, the Soul remained in the lead, 56-42. Davila and the Rattlers were on the verge of making it a one possession game, when Romain came up with an interception in the end zone with 0:48 seconds left to seal the game as the Soul ran out the clock to win ArenaBowl XXIX 56-42.

2016 GAME BREAKDOWNS

SCORING SUMMARY		PLAY	PHI-ARI
1 st	12:36	PHI REYNOLDS 16 yd pass from RAUDABAUGH, (FREVERT kick)	7-0
	9:00	PHI HOLLIS 49 yd fumble recovery (FREVERT kick)	14-0
	7:55	PHI BELTON 0 yd net recovery (FREVERT kick)	21-0
	5:24	ARI PURIFY 16 yd pass from DAVILA (PERTUIT kick)	21-7
	1:20	PHI McDANIEL 22 yd pass from RAUDABAUGH (FREVERT kick)	28-7
2 nd	13:54	ARI BENSON 1 yd run (PERTUIT kick)	28-14
	11:14	PHI REYNOLDS 25 yd pass from RAUDABAUGH (FREVERT kick)	35-14
	0:02	ARI BENSON 1 yd run (PERTUIT kick)	35-21
3 rd	12:24	ARI WINDSOR 3 yd pass from DAVILA (PERTUIT kick)	35-28
	4:38	PHI KAULEINAMOKU 12 yd pass from RAUDABAUGH (FREVERT kick)	42-28
	3:01	ARI WINDSOR 2 yd pass from DAVILA (PERTUIT kick)	42-35
4 th	14:50	ARI PURIFY 6 yd pass from DAVILA (PERTUIT kick)	42-42
	10:27	PHI KAULEINAMOKU 11 yd pass from RAUDABAUGH (FREVERT kick blockd)	48-42
	4:04	PHI KAULEINAMOKU 30 yd pass from RAUDABAUGH (McDANIEL rush)	56-42

RUSHING	ATT	GAIN	LOSS	NET	TD	LONG	AVG/G
RICHARDSON	4	15	0	15	0	8	3.8
Total	4	15	0	15	0	8	3.8

PASSING	ATT-CMP-INT	YDS	TD	LONG	SACK
RAUDABAUGH	20-36-0	278	6	30	0
Totals	20-36-0	278	6	30	0

RECEIVING	NO.	YDS	TD	LONG
KAULEINAMOKU	8	110	3	30
REYNOLDS	5	69	2	25
MCDANIEL	4	68	1	28
DUVALT	3	31	0	19
Totals	20	278	6	30

	MFG			KICKOFF			INTERCEPT		
ALL RETURNS	NO	YDS	LG	NO	YDS	LG	NO	YDS	LG
DUVALT	0	0	0	4	54	18	0	0	0
ROMAIN	0	0	0	0	0	0	2	22	19
Totals	0	0	0	5	55	16	1	30	30

ALL PURPOSE	RUSH	RCV	KR	FGR	IR	TOTAL
KAULEINAMOKU	0	110	0	0	0	110
DUVALT	0	31	54	0	0	85
REYNOLDS	0	69	0	0	0	69
MCDANIEL	0	68	0	0	0	68
ROMAIN	0	0	0	0	22	22
RICHARDSON	15	0	0	0	0	15
Total	15	278	54	0	22	369

KICKOFFS	NO.	YDS	TB	OB	AVG.
FREVERT	8	443	1	1	55.4

2016 STATISTICS

FINAL STANDINGS-AMERICAN CONFERENCE

TEAM	W	L	PCT.	PF	PA	HOME	AWAY	DIV	CONF
Philadelphia	13	3	.813	983	776				
Orlando	12	4	.750	893	781				
Jacksonville	7	9	.438	835	774				
Tampa Bay	2	14	.125	568	868				

SCORES	1 st	2 nd	3 rd	4 th	FINAL
Philadelphia Soul	208	325	203	247	983
Opponents	162	243	155	216	776

TEAM STATS	PHI	OPP
SCORING	983	776
Points Per Game	61.4	48.5
FIRST DOWNS	316	283
Rushing	38	26
Passing	246	207
Penalty	32	50
RUSHING YARDAGE	354	236
Yards gained rushing	380	269
Yards lost rushing	26	33
Rushing Attempts	119	82
Average Per Rush	3.0	2.9
Average Per Game	22.1	14.8
TDs Rushing	23	15
PASSING YARDAGE	4406	4107
Att-Comp-Int	349-511-13	356-618-25
Average Per Pass	8.6	6.6
Average Per Catch	12.6	11.5
Average Per Game	275.4	256.7
TDs Passing	103	85
TOTAL OFFENSE	4760	4343
Total Plays	635	722
Average Per Play	7.5	6.0
Average Per Game	297.4	256.7
KICK RETURNS: #-YARDS	84-1288	103-1663
FG RETURNS: #-YARDS	0-0	0-0
INT RETURNS: #-YARDS	25-364	13-289
KICK RETURN AVERAGE	15.3	16.1
FG RETURN AVERAGE	0.0	0.0
INT RETURN AVERAGE	14.6	22.2
FUMBLES-LOST	14-13	14-6
PENALTIES-YARDS	123-759	124-824
Average Per Game	47.4	51.5
TIME OF POSSESSION/GAME	27:48	32:09
3RD-DOWN CONVERSATIONS	34/72	50/116
3 rd -Down Pct.	47%	43%
4 th -DOWN CONVERSAIONS	17/29	23/56
4 th -Down Pct.	59%	41%
SACKS BY-YARDS	22-120	5-24
MISC YARDS	9	12
TOUCHDOWNS SCORED	141	112
FIELD GOALS-ATTEMPTS	2-2	4-4
ON-SIDE KICKS	4-19	5-26
RED-ZONE SCORES	71-88	54-71
RED-ZONE TOUCHDOWNS	69-88	50-71
4-point drop-kick FGs	0-0	0-0
PAT-ATTEMPTS	125-139	84-103
2-point drop-kick PATs	0-0	0-0
ATTENDANCE	64663	79168
Games/Avg Per Game	8/8083	8/9896

2016 SCHEDULE

DATE	OPPONENT	RES	SCORE	W-L-T	TIME	ATTEND
Apr 01	@ Cleveland	W	69-41	1-0-0	2:50	12944
Apr 11	vs. JACKSONVILLE	L	41-59	1-1-0	2:52	8550
Apr 17	vs. PORTLAND	W	70-32	2-1-0	2:30	8782
Apr 23	vs. CLEVELAND	W	67-50	3-1-0	2:47	7057
May 02	@ LA KISS	W	56-33	4-1-0	2:50	6193
May 09	vs. TAMPA BAY	W	47-17	5-1-0	2:28	8172
May 14	vs. ARIZONA	W	65-58	6-1-0	2:44	8580
May 21	vs. ORLANDO	W	62-54	7-1-0	2:55	12127
May 28	@ Cleveland	L	49-63	7-2-0	3:01	11278
Jun 04	@ Jacksonville	W	56-42	8-2-0	2:45	10985
Jun 11	vs. LA KISS	W	73-37	9-2-0	2:58	5802
Jun 17	@ Arizona	L	63-80	9-3-0	2:42	11067
Jun 27	@ Portland	W	59-38	10-3-0	2:31	4468
Jul 09	vs. CLEVELAND	W	83-62	11-3-0	2:52	5593
Jul 16	@ Tampa Bay	W	56-51	12-3-0	2:40	8406
Jul 30	@ Orlando	W	67-59	13-3-0	3:13	13827
Aug 7	vs. TAMPA BAY	W	63-41	14-3-0	2:31	5540
Aug 14	vs. JACKSONVILLE	W	55-50	15-3-0	2:41	4721
Aug 26	@ Arizona	W	56-42	16-3-0	2:42	13390

RUSHING	GP	ATT	GAIN	LOSS	NET	AVG	TD	LONG	AVG/G
Jeramie Richardson	16	103	339	19	320	3.1	20	25	20.0
Ryan McDaniel	15	7	28	0	28	4.0	1	9	1.9
Darius Reynolds	15	6	9	4	5	0.8	1	4	0.3
Shaun Kaueinamoku	16	2	4	0	4	2.0	1	4	0.2
Dan Raudabaugh	16	1	0	3	-3	-0.0	0	0	-0.2
Total	16	119	380	26	354	3.0	23	25	22.1
Opponents	16	82	269	33	236	2.9	15	23	14.8

PASSING	GP	RATING	ATT-CMP-INT	PCT	YDS	TD	LONG	AVG/G
Dan Raudabaugh	16	125.0	339-489-13	69.3	4303	101	48	268.9
Luke Collis	15	83.2	9-21-0	42.9	109	2	33	7.3
Tracy Belton	16	118.8	1-1-0	100	14	0	14	0.9
TEAM	7	39.6	0-0-0	0.0	-20	0	0	-2.9
Totals	16	123.9	349-511-13	68.3	4406	103	48	275.4
Opponents	16	95.3	356-618-25	57.6	4107	85	49	256.7

RECEIVING	GP	REC	YDS	AVG	TD	LONG	AVG/G
Darius Reynolds	15	112	1447	12.9	38	48	96.5
Shaun Kaueinamoku	16	99	1304	13.2	26	46	81.5
Ryan McDaniel	15	86	1037	12.1	19	41	69.1
Chris Duvalt	13	31	477	15.4	13	45	36.7
Jeramie Richardson	16	8	85	10.6	2	20	5.3
Adam Smtih	15	8	43	5.4	3	18	2.9
Harvey Binford	3	2	17	8.5	0	9	5.7
Lonnie Outlaw	1	1	8	8.0	1	8	8.0
Jake Metz	16	1	4	4.0	1	4	4.0
Keith Newell	3	1	4	4.0	0	4	1.3
Totals	16	349	4426	12.7	103	48	276.6
Opponents	16	356	4233	11.9	85	49	264.6

FG RETURNS	RET	YDS	AVG	TD	LONG
Totals	0	0	0.0	0	0
Opponents	0	0	0.0	0	0

INTERCEPTIONS	NO.	YDS.	AVG.	TD	LONG
Tracy Belton	9	129	14.3	3	36
Dwayne Hollis	8	154	19.2	3	40
James Romain	5	47	9.4	1	47
Joe Goosby	2	25	12.5	1	18
Sean Daniels	1	9	9.0	1	9
Totals	25	364	14.6	9	47
Opponents	13	289	22.2	6	45

2016 STATISTICS

KICK RETURNS	NO.	YDS.	AVG.	TD	LONG
Chris Duvall	49	878	17.9	1	54
LaRico Stevenson	25	351	14.6	0	46
Darius Reynolds	5	34	6.8	3	12
Ryan McDaniel	3	-6	-2.0	0	1
Dwayne Hollis	2	18	9.0	0	11
Sean Daniels	1	13	13.0	1	13
Totals	84	1288	15.3	5	54
Opponents	103	1663	16.1	5	58

FUMBLE RETURNS	NO.	YDS.	AVG.	TD	LONG
Joe Goosby	1	3	3.0	0	3
LaRico Stevenson	1	1	1.0	1	1
Totals	2	4	2.0	1	3
Opponents	5	57	11.4	1	39

SCORING	TD	FG	PAT	RSH	RCV	PASS	2PT	SAF	PTS
Darius Reynolds	42	0-0	0-0	0-0	0	0-0	0	0	252
Shaun Kauleinamoku	27	0-0	0-0	0-0	0	0-0	0	0	162
Jeramie Richardson	22	0-0	0-0	0-0	0	0-0	0	0	132
Tommy Frevert	0	2-2	118-129	0-0	0	0-0	0	0	124
Ryan McDaniel	20	0-0	0-0	0-1	0	0-0	0	0	120
Chris Duvall	14	0-0	0-0	0-0	1	0-0	0	0	86
Tracy Belton	3	0-0	0-0	0-0	0	0-0	0	0	18
Adam Smith	3	0-0	0-0	0-0	0	0-0	0	0	18
Dwayne Hollis	3	0-0	0-0	0-0	0	0-0	0	0	18
Sean Daniels	2	0-0	0-0	1-0	0	0-0	0	0	14
Patrick Clarke	0	0-0	7-10	0-0	0	0-0	0	0	7
Lonnie Outlaw	1	0-0	0-0	0-0	0	0-0	0	0	6
James Romain	1	0-0	0-0	0-0	0	0-0	0	0	6
Jake Metz	1	0-0	0-0	0-0	0	0-0	0	0	6
LaRico Stevenson	1	0-0	0-0	0-0	0	0-0	0	0	6
Joe Goosby	1	0-0	0-0	0-0	0	0-0	0	0	6
TEAM	0	0-0	0-0	0-0	0	0-0	0	1	2
Dan Raudabaugh	0	0-0	0-0	0-2	0	1-2	0	0	0
Total	141	2-2	125-139	1-0	1	1-2	0	1	983
Opponents	112	4-4	84-103	2-2	1	1-8	0	0	776

TOTAL OFFENSE	GP	PLAYS	RUSH	PASS	TOTAL	AVG/G
Dan Raudabaugh	16	490	-3	4303	4300	268.8
Jeramie Richardson	16	103	320	0	320	20.0
Luke Collis	15	21	0	109	109	7.3
Ryan McDaniel	15	7	28	0	28	1.9
Tracy Belton	16	1	0	14	14	0.9
Darius Reynolds	15	6	5	0	5	0.3
Shaun Kauleinamoku	16	2	4	0	4	0.2
TEAM	7	0	0	-20	-20	-2.9
Totals	16	630	354	4406	4760	297.5
Opponents	16	700	236	4107	4343	271.4

FIELD GOALS	FGM-FGA	PCT	01-19	20-29	30-39	40-49	50-99	LONG	BLK
Tommy Frevert	2-2	100	0-0	1-1	1-1	0-0	0-0	34	0

ALL-PURPOSE	GP	RUSH	REC	FG	KOR	IR	TOTAL	AVG/G
Darius Reynolds	15	5	1447	0	34	0	1486	99.1
Chris Duvall	13	0	477	0	878	0	1355	104.2
Shaun Kauleinamoku	16	4	1304	0	0	0	1308	81.8
Ryan McDaniel	15	28	1037	0	-6	0	1059	70.6
Jeramie Richardson	16	320	85	0	0	0	405	25.3
LaRico Stevenson	15	0	0	0	351	0	351	23.4
Dwayne Hollis	16	0	0	0	18	154	172	10.8
Tracy Belton	16	0	0	0	0	129	129	8.1
James Romain	14	0	0	0	0	47	47	3.4
Adam Smith	15	0	43	0	0	0	43	2.9
Joe Goosby	16	0	0	0	0	25	25	1.6
Sean Daniels	7	0	0	0	13	9	22	3.1
Harvey Binford	3	0	17	0	0	0	17	5.7
Lonnie Outlaw	1	0	8	0	0	0	8	8.0
Keith Newell	3	0	4	0	0	0	4	1.3
Jake Metz	16	0	4	0	0	0	4	0.2
Dan Raudabaugh	16	-3	0	0	0	0	-3	-0.2
Totals	16	354	4426	0	1288	364	6432	402.0
Opponents	16	236	4233	0	4663	289	6421	401.3

DEFENSE	GP	SOLO	AST.	TOT	TFL/YD S	SACKS-YDS	INT-YDS	BU	PD	OBH	FR-YDS	FF	KICK	SAF
Tracy Belton	16	80	20	90.0	0.0/0	0.0-0	9-129	20	29	0	2-0	1	0	0
Joe Goosby	16	60	20	70.0	3.5/4	0.5-1	2-25	5	7	0	1-3	1	0	0
Dwayne Hollis	16	58	16	66.0	0.0/0	0.0-0	8-154	8	16	0	0-0	0	0	0
James Romain	14	54	18	63.0	1.5/2	0.0-0	5-47	18	23	0	0-0	1	0	0
LaRico Stevenson	15	29	5	31.5	1.0/5	0.0-0	0-0	4	4	0	1-1	1	0	0
Jake Metz	16	23	13	29.5	10.0/49	8.0-44	0-0	3	3	1	0-0	2	0	0
Teddy Jennings	10	18	3	19.5	7.0/30	6.0-28	0-0	2	2	3	1-0	3	4	0
Beau Bell	6	10	5	12.5	2.5/16	2.0-15	0-0	3	3	0	0-0	0	0	0
Jeramie Richardson	16	10	2	11.0	0.0/0	0.0-0	0-0	0	0	0	0-0	1	0	0
Richard Clebert	12	5	8	9.0	3.0/15	2.0-14	0-0	0	0	2	0-0	0	1	0
Darius Reynolds	15	5	2	6.0	0.0/0	0.0-0	0-0	0	0	0	0-0	0	0	0
Sean Daniels	7	2	8	6.0	1.5/9	0.5-1	1-9	1	2	0	1-0	1	1	0
Ryan McDaniel	15	4	4	6.0	0.0/0	0.0-0	0-0	0	0	0	0-0	0	0	0
Chris Duvall	13	4	3	5.5	0.0/0	0.0-0	0-0	0	0	0	0-0	0	0	0
Justin Lawrence	16	4	3	5.5	3.0/14	2.0-12	0-0	1	1	3	0-0	1	1	0
Tommy Frevert	15	3	2	4.0	0.0/0	0.0-0	0-0	0	0	0	0-0	0	0	0
Lonnie Outlaw	1	3	0	3.0	0.0/0	0.0-0	0-0	0	0	0	0-0	0	0	0
Wess Mauia	10	2	2	3.0	1.0/5	1.0-5	0-0	1	1	0	0-0	0	0	0
Harvey Binford	3	2	0	2.0	0.0/0	0.0-0	0-0	0	0	0	0-0	0	0	0
Dan Raudabaugh	16	1	1	1.5	0.0/0	0.0-0	0-0	0	0	0	0-0	0	0	0
Torez Jones	1	1	0	1.0	0.0/0	0.0-0	0-0	1	1	0	0-0	0	0	0
Shaun Kauleinamoku	16	1	0	1.0	0.0/0	0.0-0	0-0	0	0	0	0-0	0	0	0
Patrick Clarke	1	0	2	1.0	0.0/0	0.0-0	0-0	0	0	0	0-0	0	0	0
Adam Smith	15	1	.	1.0	0.0/0	0.0-0	0-0	0	0	0	0-0	1	0	0
Luke Collis	15	0	1	0.5	0.0/0	0.0-0	0-0	0	0	0	0-0	0	0	0
TEAM	7	0	0	0.0	0.0/0	0.0-0	0-0	0	0	0	0-0	0	0	1
Totals	16	380	138	449.0	34/149	22-120	25-364	67	92	9	6-4	13	7	1
Opponents	16	351	144	423.0	15/42	5-24	13-289	44	57	5	13-57	10	3	0

GAME PARTICIPATION

Player	@CLE 4.1	JAX 4.11	POR 4.17	CLE 4.23	@LA 5.2	TPA 5.9	ARI 5.14	ORL 5.21	@CLE 5.28	@JAX 6.4	LA 6.11	@ARI 6.17	@POR 6.27	CLE 7.9	@TPA 7.16	@ORL 7.30	GP/GS
Alvarez, Chris	N	N	N	N	N	N	N	N	N	DNP	DNP	N	N	N	N	N	0/0
Ashton, Peter	IR	IR	IR	IR	IR	IR	IR	IR	IR	IR	IR	IR	IR	N	N	N	0/0
Bell, Beau	MLB	IR	IR	IR	IR	IR	IR	IR	IR	IR	IR	MLB	MLB	MLB	MLB	MLB	6/6
Belton, Tracy	DB	DB	DB	DB	DB	DB	DB	DB	DB	DB	DB	DB	DB	DB	DB	DB	16/16
Binford, Harvey	X	X	WR	IA	IA	DNP	IR	IR	IR	IR	IR	IR	IR	N	N	N	3/1
Clarke, Patrick	N	N	N	X	N	N	N	N	N	N	N	N	N	N	N	N	1/0
Clebert, Richard	N	N	DNP	X	X	NG	NG	X	NG	NG	X	NG	NG	X	X	X	13/7
Collis, Luke	X	X	DNP	X	X	X	X	X	X	X	X	X	X	X	X	X	15/0
Daniels, Sean	N	N	N	N	N	N	X	X	X	X	DE	X	X	IA	IA	DNP	7/1
Dieker, Chris	N	N	N	N	N	N	N	N	N	N	N	N	DNP	DNP	DNP	DNP	0/0
Duval, Chris	DNP	X	X	X	WR	X	X	DNP	DNP	X	X	X	X	X	X	X	13/2
Frevert, Tommy	X	X	X	DNP	X	X	X	X	X	X	X	X	X	X	X	X	15/0
Goosby, Joe	JLB	JLB	JLB	JLB	JLB	JLB	JLB	JLB	JLB	JLB	JLB	JLB	JLB	JLB	JLB	JLB	16/16
Hollis, Dwayne	DB	DB	DB	DB	DB	DB	DB	DB	DB	DB	DB	DB	DB	DB	DB	DB	16/16
Hunt, Will	DNP	DNP	DNP	IA	IA	N	N	N	N	N	N	N	N	N	N	N	0/0
Jennings, Teddy	DE	DE	DE	DE	DE	DE	DE	DNP	IR	IR	IR	IR	IR	DE	DE	DE	10/10
Jones, Torez	X	DNP	DNP	DNP	DNP	DNP	IA	IA	IA	IA	IA	IA	IA	IA	DNP	DNP	1/0
Kauleinamoku, Shaun	WR	WR	WR	WR	WR	WR	WR	WR	WR	WR	WR	WR	WR	WR	WR	WR	16/16
Lawrence, Justin	NG	NG	NG	NG	DE	DE	DE	DE	DE	DE	NG	DE	DE	NG	NG	NG	16/16
Mauia, Wess	X	MLB	MLB	MLB	MLB	MLB	X	DNP	MLB	MLB	MLB	IA	IA	IR	IR	IR	8/10
McDaniel, Ryan	WR	WR	WR	WR	WR	WR	WR	WR	WR	WR	WR	WR	WR	WR	WR	WR	15/15
Metz, Jake	DE	DE	DE	DE	DE	MLB	MLB	DE	DE	DE	DE	DE	DE	DE	DE	DE	16/16
Newell, Keith	IA	DNP	TE	DNP	DNP	TE	G	IA	DNP	IA	IA	DNP	DNP	DNP	IA	IA	3/3
Outlaw, Lonnie	IR	IR	IR	IR	IR	IR	DNP	DNP	DNP	DNP	DNP	DNP	DNP	DNP	DNP	X	1/0
Raudabaugh, Dan	QB	QB	QB	QB	QB	QB	QB	QB	QB	QB	QB	QB	QB	QB	QB	QB	16/16
Reynolds, Darius	WR	WR	LS	WR	WR	WR	WR	WR	WR	WR	WR	WR	WR	WR	WR	WR	15/15
Richardson, Jeramie	FB	FB	FB	FB	FB	FB	FB	FB	FB	FB	FB	FB	FB	FB	FB	FB	16/16
Romain, James	IA	DNP	X	DB	DB	DB	DB	DB	DB	DB	DB	DB	DB	DB	DB	DB	14/13
Smith, Adam	TE	TE	DNP	TE	TE	C	TE	TE	TE	TE	TE	TE	TE	TE	TE	TE	15/15
Stevenson, LaRico	DB	DB	DB	DB	X	X	DNP	X	X	X	DB	X	X	X	X	X	15/5
Tivis, Neal	G	G	G	G	G	G	IA	G	G	G	G	G	G	G	G	G	15/15
Tribue, Wayne	C	C	C	C	C	IA	C	C	C	C	C	C	C	C	C	C	15/15

CHART KEY

DNP – Did Not Play
 EXE – Other League Exempt
 IA – Inactive
 IR – Injured Reserve
 LS – League Suspension
 N – Not With Team
 R – Retirement
 RTR – Refuse To Report
 TS – Team Suspension
 X -- Played

QB – Quarterback
 FB – Fullback
 WR – Wide Receiver
 TE – Tight End
 C – Center
 G – Guard

DE – Defensive End
 NG – Nose Guard
 MLB – Mac Linebacker
 JLB – Jack Linebacker
 DB – Defensive Back

January 21, 2016

Have Been Assigned: LB Wesley Mauia

January 26, 2016

Have Been Assigned: WR Shaun Kauleinamoku

January 28, 2016

Have Been Assigned: DB James Romain

Have Been Assigned: DL Beau Bell

February 5, 2016

Placing On Reassignment: QB Warren Smith

Placing On Reassignment: NG Brandon Sparrow

Have Been Assigned: LB Joe Goosby

Have Been Assigned: WR Darius Reynolds

February 8, 2016

Have Been Assigned: DL Byron Sneed

February 22, 2016

Have Been Assigned: DL Teddy Jennings

February 24, 2016

Have Been Assigned: FB Wyreaz Bradley

March 9, 2016

Placing On Refuse to Report: WR Prechae Rodriguez

Placing On Refuse to Report: K Tommy Frevert

Placing On Refuse to Report: WR Shaun

Kauleinamoku

Placing On Recallable Reassignment: Xavier

Boyce

March 10, 2016

Placing On Physically Unable to Perform: Lonnie Outlaw

March 11, 2016

Activating From Refuse to Report: WR Prechae Rodriguez

March 12, 2016

Activating From Refuse to Report: WR Shaun Kauleinamoku

March 13, 2016

Have Been Assigned: OL Robert Jones

March 18, 2016

Placing On Reassignment: C Andrew Edouard

Placing On Reassignment: DE Skyler Skersick

Placing On Reassignment: FB Wyreaz Bradley

Placing On Reassignment: DL Byron Sneed

March 25, 2016

Placing On Reassignment: OL Robert Jones

Placing On Reassignment: DB Christian Wise

Placing On Reassignment: C Kevin Myers

Placing On Reassignment: WR Prechae Rodriguez

Placing On Injured Reserve: Lonnie Outlaw

Placing On Injured Reserve: Peter Ashton

Placing On Inactive Reserve: James Roman

March 28, 2016

Placing On Inactive Reserve: Beau Bell

Activating From Refuse to Report: K Tommy

Frevert

March 30, 2016

Placing On Inactive Reserve: OL Keith Newell

Activating From Inactive Reserve: Beau Bell

April 7, 2016

Placing On Inactive Reserve: K Tommy Frevert

Activating From Inactive Reserve: OL Keith Newell

April 9, 2016

Placing On Injured Reserve: Beau Bell

Activating From Inactive Reserve: K Tommy

Frevert

Activating From Inactive Reserve: DB James Romain

April 15, 2016

Traded To (Orlando Predators): Future Considerations

Traded From (Orlando Predators): DL Richard Clebert

Placing On League Suspension: WR Darius Reynolds

April 19, 2016

Placing On Inactive Reserve: Will Hunt

Placing On Inactive Reserve: Harvey Binford

Activating From League Suspension: WR Darius Reynolds

April 22, 2016

Placing On Emergency Hold: K Tommy Frevert

Have Been Assigned: K Patrick Clarke

April 25, 2016

Placing On Emergency Reassignment: K Patrick Clarke

Activating From Emergency Hold: K Tommy Frevert

May 6, 2016

Placing On Inactive Reserve: K Tommy Frevert

Activating From Inactive Reserve: Will Hunt

May 7, 2016

Placing On Recallable Reassignment: Will Hunt
Activating From Inactive Reserve: K Tommy Frevert

May 8, 2016

Activating From Inactive Reserve: Harvey Binford

May 10, 2016

Placing On Inactive Reserve: Harvey Binford
Placing On Inactive Reserve: K Tommy Frevert
Have Been Assigned: DL Sean Daniels

May 11, 2016

Reactivating From Injured Reserve: Lonnie Outlaw
Placing On Injured Reserve: Harvey Binford
Reactivating From Injured Reserve: DB Torez Jones
Placing on Inactive Reserve: OL Neal Tivis
Activating From Inactive Reserve: K Tommy Frevert

May 19, 2016

Placing On Inactive Reserve: O Keith Newell
Activating From Inactive Reserve: OL Neal Tivis

May 25, 2016

Placing On Inactive Reserve: DE Teddy Jennings
Activating From Inactive Reserve: OL Keith Newell

May 26, 2016

Placing On Injured Reserve: DE Teddy Jennings

May 31, 2016

Placing On Inactive Reserve: K Tommy Frevert
Have Been Assigned: DL Chris Alvarez

June 2, 2016

Placing On Inactive Reserve: OL Keith Newell
Activating From Inactive Reserve: K Tommy Frevert

June 6, 2016

Placing On Inactive Reserve: K Tommy Frevert
Activating From Inactive Reserve: OL Keith Newell

June 9, 2016

Placing On Inactive Reserve: OL Keith Newell
Activating From Inactive Reserve: K Tommy Frevert

June 15, 2016

Reactivating From Injured Reserve: MLB Beau Bell
Placing On Reassignment: DL Chris Alvarez
Placing On Inactive Reserve: Wesley Mauia
Activating From Inactive Reserve: OL Keith Newell

June 24, 2016

Have Been Assigned: Chris Dieker

July 7, 2016

Reactivating From Injured Reserve: DE Teddy Jennings
Placing On Reassignment: DB Peter Ashton
Placing On Reassignment: WR Harvey Binford
Placing On Injured Reserve: LB Wesley Mauia
Placing On Inactive Reserve: DL Sean Daniels

July 14, 2016

Placing On Inactive Reserve: OL Keith Newell
Activating From Inactive Reserve: DB Torez Jones

July 27, 2016

Placing On Inactive Reserve: WR Ryan McDaniel
Activating From Inactive Reserve: DL Sean Daniels

August 3, 2016

Placing on Injured Reserve: QB Chris Dieker
Placing on Injured Reserve: WR Ryan McDaniel

August 4, 2016

Have Been Assigned: DL Ben Perry

August 5, 2016

Activating From Inactive Reserve: OL Keith Newell
Placing on Inactive Reserve: DL Sean Daniels
Placing on Inactive Reserve: DB Torez Jones

August 22, 2016

Re-Activating from Injured Reserve: WR Ryan McDaniel

2016 STATISTICS

SCORING OFFENSE										PASS EFFICIENCY										
	G	TD	XP	2XP	DXP	FG	SAF	PTS	AVG		G	Comp	Att	Int	Pct.	Yds.	TD	Effic.		
1	Arizona	16	156	0	120	5	0	1	1068	66.8	1	Philadelphia	16	349	511	13	68.3	4406	103	123.9
2	Philadelphia	16	141	2	125	2	0	1	983	61.4	2	Jacksonville	16	403	597	7	67.5	4453	94	123.9
3	Orlando	16	127	4	111	1	0	2	891	55.7	3	Arizona	16	366	534	11	68.5	4308	114	123.8
4	Jacksonville	16	124	1	86	1	0	0	835	52.2	4	Orlando	16	344	536	11	64.2	4131	92	118.7
5	Cleveland	16	119	1	103	3	0	0	826	51.6	5	Cleveland	16	336	572	20	58.7	4100	85	103.5
6	LA KISS	16	109	1	73	3	0	0	736	46.0	6	LA KISS	16	353	611	20	57.8	4074	84	98.7
7	Portland	16	97	4	76	0	0	0	670	41.9	7	Tampa Bay	16	336	618	24	54.4	3779	64	82.6
8	Tampa Bay	16	83	2	64	0	0	0	568	35.5	8	Portland	16	379	658	30	57.6	3729	68	80.5
SCORING DEFENSE										PASS DEFENSE EFFIC.										
	G	TD	XP	2XP	DXP	FG	SAF	PTS	AVG		G	Comp	Att	Int	Pct.	Yds.	TD	Effic.		
1	LA KISS	16	108	1	87	3	0	2	748	46.8	1	Philadelphia	16	356	618	25	57.6	4107	85	95.3
2	Arizona	16	111	2	88	3	0	0	766	47.9	2	Arizona	16	345	656	19	52.6	4522	90	96.9
3	Jacksonville	16	111	3	95	1	0	1	774	48.4	3	LA KISS	16	344	545	19	63.1	3826	71	102.0
4	Philadelphia	16	112	4	84	3	0	0	774	48.4	4	Jacksonville	16	379	600	18	63.2	4246	78	104.2
5	Orlando	16	115	1	84	2	0	0	781	48.8	5	Orlando	16	397	594	18	66.8	4261	90	112.9
6	Tampa Bay	16	127	0	102	2	0	0	868	54.2	6	Cleveland	16	389	593	19	65.6	4534	104	114.8
7	Portland	16	137	2	102	1	0	0	932	58.2	7	Tampa Bay	16	341	532	8	64.1	3675	90	117.6
8	Cleveland	16	135	2	116	0	0	1	934	58.4	8	Portland	16	315	499	10	63.1	3809	96	117.7
TOTAL OFFENSE										KICKOFF RETURNS										
	G	Rush	Pass	Plays	YDS	Avg/P	TD	Avg/G		G	NO	YDS	TD	AVG						
1	Jacksonville	16	432	4453	723	4885	6.8	118	305.3	1	Orlando	16	106	1847	7	17.4				
2	Philadelphia	16	354	4406	630	4760	7.6	126	297.5	2	Tampa Bay	16	105	1796	5	17.1				
3	Arizona	16	323	4308	645	4631	7.2	138	289.4	3	Arizona	16	86	1448	5	16.8				
4	Orlando	16	336	4131	651	4467	6.9	115	279.2	4	Portland	16	112	1749	4	15.6				
5	Cleveland	16	339	4100	673	4439	6.6	107	277.4	5	Cleveland	16	98	1519	2	15.5				
6	LA KISS	16	154	4074	699	4228	6.0	102	264.2	6	Philadelphia	16	84	1288	5	15.3				
7	Portland	16	305	3729	763	4034	5.3	90	252.1	7	LA KISS	16	79	1200	0	15.2				
8	Tampa Bay	16	248	3779	699	4027	5.8	77	251.7	8	Jacksonville	16	80	1173	1	14.7				
TOTAL DEFENSE										FG RETURNS										
	G	Rush	Pass	Plays	YDS	Avg/P	TD	Avg/G		G	NO	YDS	TD	AVG						
1	Tampa Bay	16	267	3675	646	3942	6.1	110	246.4	1	Orlando	16	1	54	1	54.0				
2	LA KISS	16	404	3826	672	4230	6.3	97	264.4	2	Arizona	16	2	45	0	22.5				
3	Portland	16	455	3809	618	4264	6.9	121	266.5	3	Cleveland	16	1	7	0	7.0				
4	Philadelphia	16	236	4107	700	4343	6.2	100	271.4	4	LA KISS	16	1	1	0	1.0				
5	Orlando	16	151	4261	689	4412	6.4	109	275.8	5	Tampa Bay	16	0	0	0	0.0				
6	Jacksonville	16	322	4246	716	4568	6.4	103	285.5		Philadelphia	16	0	0	0	0.0				
7	Arizona	16	287	4522	740	4809	6.5	108	300.6		Jacksonville	16	1	0	0	0.0				
8	Cleveland	16	369	4534	702	4903	7.0	125	306.4		Portland	16	0	0	0	0.0				
RUSHING OFFENSE										INTERCEPTIONS										
	G	ATT	YDS	AVG	TD	YDS/G		G	NO	YDS	TD	AVG								
1	Jacksonville	16	126	432	3.4	24	27.0	1	Philadelphia	16	25	364	9	14.6						
2	Philadelphia	16	119	354	3.0	23	22.1	2	Arizona	16	19	279	8	14.7						
3	Cleveland	16	101	339	3.4	22	21.2	3	Cleveland	16	19	416	8	21.9						
4	Orlando	16	115	336	2.9	23	21.0	4	LA KISS	16	19	360	4	18.9						
5	Arizona	16	111	323	2.9	24	20.2	5	Orlando	16	18	118	1	6.6						
6	Portland	16	105	305	2.9	22	19.1	6	Jacksonville	16	18	231	3	12.8						
7	Tampa Bay	16	81	248	3.1	13	15.5	7	Portland	16	10	128	0	12.8						
8	LA KISS	16	88	154	1.8	18	9.6	8	Tampa Bay	16	8	127	0	15.9						
RUSHING DEFENSE										KICKOFF COVERAGE										
	G	ATT	YDS	AVG	TD	YDS/G		G	NO	YDS	AVG	RET	TB	NET AVG.						
1	Orlando	16	95	151	1.6	19	9.4	1	Arizona	16	157	8388	53.4	1735	38	41.2				
2	Philadelphia	16	82	236	2.9	15	14.8	2	Philadelphia	16	134	7334	54.7	1663	35	41.0				
3	Tampa Bay	16	114	267	2.3	20	16.7	3	Cleveland	16	117	6323	54.0	1515	25	40.0				
4	Arizona	16	84	287	3.4	18	17.9	4	Orlando	16	124	6421	51.8	1361	30	39.6				
5	Jacksonville	16	116	322	2.8	25	20.1	5	LA KISS	16	112	5751	51.3	1362	22	38.2				
6	Cleveland	16	109	369	3.4	21	23.1	6	Portland	16	95	4938	52.0	1290	13	37.7				
7	LA KISS	16	127	404	3.2	26	25.2	7	Tampa Bay	16	91	4498	49.4	1166	8	36.2				
8	Portland	16	119	455	3.8	25	28.4	8	Jacksonville	16	129	6694	51.9	1928	21	36.1				
PASS OFFENSE										FIELD GOALS										
	G	COMP	ATT	INT	PCT	YDS	AVG	TD	AVG/G		G	Made-Att.	Pct.							
1	Jacksonville	16	403	597	7	67.5	4453	7.5	94	278.3	1	Orlando	16	4-4	1.000					
2	Philadelphia	16	349	511	13	68.3	4406	8.6	103	275.4		Philadelphia	16	2-2	1.000					
3	Arizona	16	366	534	11	68.5	4308	8.1	114	269.2		LA KISS	16	1-1	1.000					
4	Orlando	16	344	536	11	64.2	4131	7.7	92	258.2	4	Portland	16	4-6	.667					
5	Cleveland	16	336	572	20	58.7	4100	7.2	85	256.2	5	Tampa Bay	16	2-4	.500					
6	LA KISS	16	353	611	20	57.8	4074	6.7	84	254.6	6	Jacksonville	16	1-3	.333					
7	Tampa Bay	16	336	618	24	54.4	3779	6.1	64	236.2	7	Cleveland	16	1-4	.250					
8	Portland	16	379	658	30	57.6	3729	5.7	68	233.1	8	Arizona	16	0-0	.000					
PASS DEFENSE										PAT KICKING										
	G	COMP	ATT	INT	PCT	YDS	AVG	TD	AVG/G		G	Made-Att.	Pct.							
1	Tampa Bay	16	341	532	8	64.1	3675	6.9	90	229.7	1	Cleveland	16	103-112	.920					
2	Portland	16	315	499	10	63.1	3809	7.6	96	238.1	2	Orlando	16	111-123	.902					
3	LA KISS	16	344	545	19	63.1	3826	7.0	71	239.1	3	Philadelphia	16	125-139	.899					
4	Philadelphia	16	356	618	25	57.6	4107	6.6	85	256.7	4	Arizona	16	120-146	.822					
5	Jacksonville	16	379	600	18	63.2	4246	7.1	78	265.4	5	Tampa Bay	16	64-78	.821					
6	Orlando	16	397	594	18	66.8	4261	7.2	90	266.3	6	Portland	16	76-93	.817					
7	Arizona	16	345	656	19	52.6	4522	6.9	90	282.6	7	Jacksonville	16	86-117	.735					
8	Cleveland	16	389	593	19	65.6	4534	7.6	104	283.4	8	LA KISS	16	73-102	.716					

2016 STATISTICS

SACKS BY		G	NO	YDS
1	Arizona	16	29	135
2	Philadelphia	16	22	120
3	Jacksonville	16	18	91
4	Portland	16	15	83
5	Orlando	16	13	74
6	LA KISS	16	12	36
7	Cleveland	16	11	55
8	Tampa Bay	16	8	41

SACKS AGAINST		G	NO	YDS
1	Philadelphia	16	5	24
2	Arizona	16	8	47
3	Jacksonville	16	10	55
4	LA KISS	16	19	113
5	Tampa Bay	16	19	106
6	Portland	16	21	96
7	Orlando	16	22	93
8	Cleveland	16	24	101

FIRST DOWNS	G	Rush	Pass	Pen	Total	Avg/G	
1	Jacksonville	16	46	247	59	352	22.0
2	Arizona	16	37	255	40	332	20.8
3	Philadelphia	16	38	246	32	316	19.8
4	Orlando	16	39	226	49	314	19.6
5	Cleveland	16	37	226	47	310	19.4
6	Portland	16	38	206	50	294	18.4
7	LA KISS	16	30	214	44	288	18.0
8	Tampa Bay	16	27	196	36	259	16.2

OPP. FIRST DOWNS	G	Rush	Pass	Pen	Total	Avg/G	
1	Philadelphia	16	26	207	50	283	17.7
2	Arizona	16	31	228	37	296	18.5
3	Portland	16	42	213	42	297	18.6
4	Tampa Bay	16	32	211	55	298	18.6
5	LA KISS	16	48	217	34	299	18.7
6	Jacksonville	16	44	234	33	311	19.4
7	Orlando	16	31	245	47	323	20.2
8	Cleveland	16	38	261	59	358	22.4

3 rd DOWN CONVERSIONS	G	Conv	Att	Pct.	
1	Orlando	16	61	103	59.2
2	Jacksonville	16	56	98	57.1
3	Arizona	16	50	88	56.8
4	LA KISS	16	53	110	48.2
5	Philadelphia	16	34	72	47.2
6	Portland	16	58	135	43.0
7	Cleveland	16	45	105	42.9
8	Tampa Bay	16	47	117	40.2

OPP. 3 rd DOWN CONVERSIONS	G	Conv	Att	Pct.	
1	Arizona	16	40	113	35.4
2	Philadelphia	16	40	116	43.1
3	Orlando	16	49	101	48.5
4	Tampa Bay	16	53	105	50.5
5	LA KISS	16	49	97	50.5
6	Cleveland	16	51	94	54.3
7	Jacksonville	16	62	114	54.4
8	Portland	16	50	88	56.8

4 th DOWN CONVERSIONS	G	Conv	Att	Pct.	
1	Orlando	16	20	32	62.5
2	Philadelphia	16	50	116	43.1
3	Arizona	16	18	32	56.2
4	LA KISS	16	27	51	52.9
5	Cleveland	16	24	46	52.2
6	Jacksonville	16	17	34	50.0
7	Portland	16	25	63	39.7
8	Tampa Bay	16	15	59	25.4

OPP. 4 th DOWN CONVERSIONS	G	Conv	Att	Pct.	
1	Arizona	16	22	59	37.3
2	Cleveland	16	13	33	39.4
3	Philadelphia	16	23	56	41.1
4	Jacksonville	16	20	44	45.5
5	LA KISS	16	20	39	51.3
6	Portland	16	16	30	53.3
7	Orlando	16	23	41	56.1
8	Tampa Bay	16	26	44	59.1

PENALTIES		G	NO	YDS	Avg/G
1	Arizona	16	92	674	42.1
2	Philadelphia	16	123	759	47.4
3	Cleveland	16	122	777	48.6
4	Portland	16	123	799	49.9
5	Jacksonville	16	120	874	54.6
6	Tampa Bay	16	152	911	56.9
7	LA KISS	16	134	950	49.4
8	Orlando	16	132	1025	64.1

OPP. PENALTIES		G	NO	YDS	Avg/G
1	Jacksonville	16	139	947	59.2
2	Portland	16	131	945	59.1
3	Cleveland	16	134	917	57.3
4	Orlando	16	141	876	54.8
5	Philadelphia	16	124	824	51.5
6	Arizona	16	122	791	49.4
7	Tampa Bay	16	100	754	47.1
8	LA KISS	16	107	715	44.7

TIME OF POSSESSION	G	Poss. Time	Avg/G	
1	Portland	16	517:13	32:19
2	Cleveland	16	496:33	31:02
3	Jacksonville	16	490:47	30:40
4	LA KISS	16	489:40	30:36
5	Tampa Bay	16	488:35	30:32
6	Arizona	16	469:12	29:19
7	Orlando	16	463:09	28:56
8	Philadelphia	16	444:49	27:45

TURNOVER MARGIN	G	Gained			Lost			Marg	Per/G	
		Fumb	Int	Tot	Fumb	Int	Tot			
1	Arizona	16	16	19	35	7	11	18	+17	1.06
2	Orlando	16	10	18	28	6	11	17	+11	0.69
3	LA KISS	16	15	19	34	6	20	26	+8	0.50
4	Philadelphia	16	6	25	31	13	26	+5	0.31	
5	Jacksonville	16	7	18	25	13	7	20	+5	0.31
6	Cleveland	16	6	19	25	14	20	34	-9	-0.56
7	Tampa Bay	16	10	8	18	9	24	33	-15	-0.94
8	Portland	16	9	10	19	11	30	41	-22	-1.38

RED ZONE OFFENSE	G	Red Zone		TD	Touchdowns Rush-Pass	FG Made-Att	Fumb	Lost Possession			
		Scores-Chances	Pct					Int	Dwns	Oth.	
1	Orlando	16	70-81	86.4	66	21-45	4-4	1	3	5	2
2	Cleveland	16	54-64	84.4	53	21-32	1-1	3	5	2	0
3	Jacksonville	16	68-81	84.0	67	19-48	1-1	5	2	6	0
4	Arizona	16	78-94	83.0	78	24-54	0-0	2	5	8	1
5	LA KISS	16	51-63	81.0	50	18-32	1-1	1	4	6	1
6	Philadelphia	16	71-88	80.7	69	23-46	2-2	4	3	4	6
7	Portland	16	58-79	73.4	55	22-33	3-3	2	5	12	2
8	Tampa Bay	16	39-58	67.2	38	12-26	1-1	1	5	12	1

RED ZONE DEFENSE	G	Red Zone		TD	Touchdowns Rush-Pass	FG Made-Att	Fumb	Lost Possession			
		Scores-Chances	Pct					Int	Dwns	Oth.	
1	LA KISS	16	57-75	76.0	56	24-32	1-1	6	6	5	1
2	Philadelphia	16	54-71	76.1	50	14-36	4-4	1	6	9	1
3	Arizona	16	53-69	76.8	51	16-35	2-2	0	4	11	1
4	Orlando	16	62-78	79.5	62	18-44	0-0	3	6	5	2
5	Tampa Bay	16	64-80	80.0	64	19-45	0-0	5	2	6	3
6	Jacksonville	16	68-82	82.9	65	25-40	3-3	1	4	9	0
7	Cleveland	16	69-82	84.1	68	20-48	1-1	2	3	6	2
8	Portland	16	62-71	87.3	60	24-36	2-2	1	1	4	3

ON-SIDE KICKS BY	G	On-side	Pct.	
1	LA KISS	16	5-12	41.7
2	Orlando	16	5-19	26.3
3	Philadelphia	16	4-19	21.1
4	Cleveland	16	4-20	20.0
5	Portland	16	2-17	11.8
6	Jacksonville	16	1-10	10.0
7	Arizona	16	1-13	7.7
8	Tampa Bay	16	0-10	0.0

ON-SIDE KICKS AGAINST	G	On-side	Pct.	
1	Arizona	16	1-20	5.0
2	Orlando	16	1-10	10.0
3	LA KISS	16	2-13	15.4
4	Philadelphia	16	5-26	19.2
5	Jacksonville	16	3-15	20.0
6	Cleveland	16	3-15	20.0
7	Portland	16	3-13	23.1
8	Tampa Bay	16	4-8	50.0



ARENA FOOTBALL LEAGUE

SCOTT BUTERA

ARENA FOOTBALL LEAGUE COMMISSIONER

Three important assets greeted Scott Butera when the Arena Football League asked him to be its new Commissioner at the end of the 2014 season. The first was a committed group ownership group eager to group the League's undervalued brand. The second was a talented, dedicated group of players, coaches and staff poised to deliver a fast-paced, highly entertaining version of America's favorite sport. The third, and most important, was a passionate and intensely loyal group of fans.

For Butera, now in his third year as commissioner, it is a familiar scene. He spent much of his career dusting off brands and unlocking their hidden values. This time there was the added allure of working on a product for which he admits a certain fanaticism. "Football is my sport. I've followed it from childhood and I played in school. It's literally been a lifetime passion."

Having made a name for himself by lifting the fortunes of major brands like Tropicana and Foxwoods, Butera arrived at the AFL ready to apply his finely honed business operations and marketing instincts. He did what has made him successful in other ventures: focused on the positives and used them as building blocks for the future. There was a lot to build on in the AFL.

Besides owner commitment and staff passion, Butera thinks he's inherited compelling inventory. For one, America's love of football seems almost insatiable. No less than 86 percent of US TV households tuned into the pro sport last fall; and the previous AFL season experienced a respectable growth spurt. Game attendance popped b 3.5 percent in Butera's first year as commissioner. TV viewership of the arena game rose and the League widely increased its social media footprint.

The challenge for year one, Butera claims, was stability. Since then, stability has been largely achieved. For year two, the goal was brand building and growth positioning, which also has increased. Butera doesn't think that the League needs to retool the game product. The goal is to build greater following for it.

Butera describes arena football as the ultimate combination of American favorites. America's favorite sport: football. America's favorite season: summer. America's favorite speed: fast. America's favorite price: family. The challenge is to get more exposure for the game and its people. "We need to show people how much fun they can have by following arena football."

Butera succeeded in getting ESPN and CBS Sports to buy in with plentiful game broadcasts. For the first time in 2016, there was a game of the week. The arrangements helped to get more eyeballs on the game, which in turn helped attract strong promotion partnerships with companies who want to give the smart phone generation— millennials and mom, especially — a pulse-raising in-arena experience and ways to engage through mobile technologies and social media outlets.

Butera has a few things going on for him as he works to grow the Arena Football League. For one, he is a skilled financial executive who has a knack for squeezing a lot of value out of every dollar. For another, as one of his owners said, "He is very solid, steady, and talented... an excellent guy with great business instincts."

Plus, Butera is no stranger to sports marketing. At his last business stop, he helped Foxwood Resort enter into successful partnerships with he Boston Red Sox, New York Yankees, New York Rangers, New York Knicks and Madison Square Garden.

Butera possesses a rare combination of skills that have helped him revitalized brands.

"He's an investment banker at heart, a great transaction guy," says Tom Benninger, former global head of restructuring at UBS Investment Bank. "In the last few years, I think he's really developed his operational skills. It's pretty unique to have someone really good at both." This rare blend of talents helped him as CEO of Tropicana Entertainment (2008-11), where he managed to revitalize the iconic brand through strategic capital investments, improved regulatory relations, and highly targeted marketing.

Born and raised in Massachusetts, Butera began his financial career in investment banking, spending 20 years with UBS Investment Bank, Credit Suisse First Boston, Smith Barney and Bear Stearns & Co. He earned his MBA at New York University's Leonard N. Stern School of Business. He recently served as a member of the Board of Fellows at his alma mater Trinity College.



2017 ARENA FOOTBALL LEAGUE SCHEDULE

Week 1

Friday, April 7
Baltimore at Washington
7:00pm
Saturday, April 8
Tampa Bay at Cleveland
7:00pm

Week 2

Saturday, April 15
Philadelphia at Tampa Bay
7:00pm
Baltimore at Cleveland
7:00pm

Week 3

Saturday, April 22
Philadelphia at Washington
7:00pm
Cleveland at Tampa Bay
7:00pm

Week 4

Friday, April 28
Washington at Cleveland
7:00pm
Saturday, April 29
Baltimore at Philadelphia
7:00pm

Week 5

Friday, May 5
Philadelphia at Cleveland
7:00pm
Sunday, May 7
Tampa Bay at Baltimore
7:00pm

Week 6

Saturday, May 13
Baltimore at Philadelphia
7:00pm
Tampa Bay at Washington
7:00pm

Week 7

Saturday, May 20
Cleveland at Philadelphia
7:00pm
Washington at Tampa Bay
7:00pm

Week 8

Saturday, May 27
Philadelphia at Washington
1:00pm
Cleveland at Baltimore
7:00pm

Week 9

Saturday, June 3
Cleveland at Washington
7:00pm
Baltimore at Tampa Bay
7:00pm

Week 10

Saturday, June 10
Cleveland at Philadelphia
7:00pm
Tampa Bay at Washington
7:00pm

Week 11

Friday, June 16
Baltimore at Cleveland
7:00pm
Saturday, June 17
Washington at Tampa Bay
7:00pm

Week 12

Friday, June 23
Washington at Baltimore
7:00pm
Saturday, June 24
Philadelphia at Cleveland
7:00pm

Week 13

Saturday, July 1
Washington at Tampa Bay
7:00pm

Week 14

Saturday, July 8
Philadelphia at Baltimore
7:00pm
Tampa Bay at Cleveland
7:00pm

Week 15

Saturday, July 15
Washington at Philadelphia
7:00pm
Tampa Bay at Baltimore
7:00pm

Week 16

Saturday, July 22
Baltimore at Washington
7:00pm
Cleveland at Tampa Bay
7:00pm

Week 17

Saturday, July 29
Philadelphia at Baltimore
1:00pm
Cleveland at Washington
7:00pm

Week 18

Friday, August 4
Washington at Baltimore
7:00pm
Saturday, August 5
Tampa Bay at Philadelphia
7:00pm

ARENA FOOTBALL LEAGUE



<u>WEEK</u>	<u>DATE</u>	<u>GAME</u>	<u>LOCATION</u>	<u>*TIME</u>
1	Friday, April 7	Baltimore at Washington	Verizon Center	7 p.m.
2	Saturday, April 15	Philadelphia at Tampa Bay	Amalie Arena	7 p.m.
3	Saturday, April 22	Cleveland at Tampa Bay	Amalie Arena	7 p.m.
4	Saturday, April 29	Baltimore at Philadelphia	Wells Fargo Center	7 p.m.
5	Sunday, May 7	Tampa Bay at Baltimore	Royal Farms Arena	1 p.m.
6	Saturday, May 13	Tampa Bay at Washington	Verizon Center	7 p.m.
7	Saturday, May 20	Cleveland at Philadelphia	Wells Fargo Center	7 p.m.
8	Saturday, May 27	Cleveland at Baltimore	Royal Farms Arena	7 p.m.
9	Saturday, June 3	Cleveland at Washington	Verizon Center	7 p.m.
10	Saturday, June 10	Washington at Tampa Bay	Amalie Arena	7 p.m.
11	Saturday, June 17	Tampa Bay at Philadelphia	Wells Fargo Center	7 p.m.
12	Saturday, June 24	Philadelphia at Cleveland	Quicken Loans Arena	7 p.m.
13	Saturday, July 1	Washington at Tampa Bay	Amalie Arena	7 p.m.
14	Saturday, July 8	Philadelphia at Baltimore	Royal Farms Arena	7 p.m.
15	Saturday, July 15	Washington at Philadelphia	Wells Fargo Center	7 p.m.
16	Saturday, July 22	Cleveland at Tampa Bay	Amalie Arena	7 p.m.
17	Saturday, July 29	Cleveland at Washington	Verizon Center	7 p.m.
18	Saturday, August 5	Tampa Bay at Philadelphia	Wells Fargo Center	7 p.m.
PS	Saturday, August 12	Semifinals	TBD	4 p.m.

TIMES LISTED ARE ESTERN TIME AND SUBJECT TO CHANGE

ARENA FOOTBALL LEAGUE



Arena Football 101

- 1 GOAL POSTS**
9 feet wide with a 15 feet high crossbar
(NFL 18 1/2 feet wide, 10 feet high crossbar)
- 2 PLAYING FIELD**
50 yards, 8 yard endzones
85 feet wide
- 3 SIDELINE BARRIERS**
High density foam padding
48 inches high
- 4 FIELD NUMBERS**
3 feet by 18 inches
Located 15 feet from field boundary
- 5 INSIDE HASHMARKS**
8 1/2 feet from boundary
of field
- 6 OUTSIDE HASHMARKS**
13 1/2 feet from center
of field
- 7 PLAYING SURFACE**
Indoor artificial grass
- 8 GOALSIDE REBOUND NETS**
Tightly strung mesh
10 feet wide, 37 feet high

Field illustration
by David Colby



SCORING

- Touchdown - 6 points
- Conversion place kick - 1 point
- Conversion run / pass - 2 points
- Drop kick conversion - 2 points
- Failed conversion returned by defense - 2 points
- Safety - 2 points

FIELD GOALS

- By placement - 3 points
- Drop kick - 4 points

OFFENSE

- 8 players on field
- 4 players on line of scrimmage
- No punting

DEFENSE

- 8 players on field
- 3 down linemen

TOTAL ROSTER

- 21 active players
- Three inactive players

TIME OF PLAY

- Four 15 minute quarters
- 15 minute halftime
- 15 minute overtime
- 32/25 second clock

PASSING

- Receivers must have one (1) foot inbounds for a catch. A forward pass that rebounds off the rebound net or sideline barrier is a live ball and is in play until it touches the playing surface.

OVERTIME RULES

- Overtime periods are 15 minutes for both the regular season and the playoffs.
- Each team gets one (1) possession to score. If, after each team has had one possession, one team is ahead, that team wins. If the teams are tied after each has had a possession, the next team to score wins.

MOVEMENT OF THE BALL AND SCORING

- Four (4) downs are allowed to advance the ball ten (10) yards for a first down, or to score.
- Six (6) points for a touchdown.
- One (1) point for a conversion by place kick after a touchdown, two (2) points for a conversion by drop kick and two (2) points for a successful run or pass after a touchdown.
- Three (3) points for a field goal by placement or four (4) points for a field goal by drop kick.
- Two (2) points for a safety.

KICKING

- Kickoffs are from the goal line. Kickers may use a one-inch tee.
- Punting is illegal. On fourth down, a team may go for a first down, touchdown or field goal.
- The receiving team may field any kickoff or missed field goal that rebounds off the net.
- Any untouched kickoff, which is out of bounds, will be placed at the 20-yard line or the place where it went out-of-bounds, whichever is more advantageous to the receiving team.

AFL POSTSEASON PROCEDURES

DEFINITIONS

Strength of Schedule – Combined winning percentage of opponents played.

Best net points in all games – Difference of points scored and points scored against. (Includes all points: offense, defense and special teams.)

Winning percentage – Total number of wins divided by total number of games.

TOP POSTSEASON SEED (#1) – TWO TEAMS:

If two teams are tied for Top Postseason Seed (#1):

1. Head-to-head (best winning percentage in games between the clubs)
2. Strength of Schedule
3. Point differential in head-to-head games
4. Best net points in all games
5. Coin toss

TOP POSTSEASON SEED (#1) – THREE OR MORE TEAMS:

(Note: If three or more teams are tied, follow steps until one team is eliminated. Once two teams remain, revert back to Step 1 of the two-team tiebreaker to determine which team advances.)

1. Head-to-head (best winning percentage in games among the clubs)
2. Strength of Schedule
3. Best net points in all games
4. Coin toss

REMAINING POSTSEASON SEEDS (#2-#4) – TWO TEAMS:

If it is necessary to break ties to determine the remaining postseason seeds, the following steps will be taken:

1. Head-to-head (best winning percentage in games between the clubs)
2. Strength of schedule
3. Point differential in head-to-head games
4. Best net points in all games
5. Coin toss

REMAINING POSTSEASON SEEDS (#2-#4) – THREE OR MORE

TEAMS: (Note: If three or more teams are tied, follow steps until one team is eliminated. Once two teams remain, revert back to Step 1 of the two-team tiebreaker to determine who advances.)

1. Head-to-head (best winning percentage in games between the clubs)
2. Strength of schedule
3. Best net points in all games
4. Coin toss

POSTSEASON SEEDING

Semifinal Game 1:

- 4th seed @ 1st seed (Weekend of August 11, 2017)

Semifinal Game 2:

- 3rd seed @ 2nd seed (Weekend of August 11, 2017)

ArenaBowl (Saturday, August 26, 2017):

- Winner of Semifinal Game 1 vs. Winner of Semifinal Game 2
- Game will be played at the highest remaining seed's home venue

GLOSSARY OF TERMS

BALL IN THE STANDS- When a ball is thrown or bounces into the seats surrounding the playing field, the “lucky” fan that catches the ball keeps it.

DROP KICK- A drop-kicked FG is worth four (4) points. A drop-kicked extra point is worth two (2) points.

IRONMAN- Signifies participants playing both offense and defense.

“MAC” AND “JACK” LINEBACKERS- “Mac” may rush the QB straight on without stunting, twisting or drop-back coverage. “Jack” must stay within an imaginary box behind the line of scrimmage. Either LB may cover the fullback or tight end.

OFFENSIVE MOTION- Unlike stadium-played football, one (1) offensive back may go into forward motion prior to the snap of the ball.

OVERTIME- Arena Football has a unique overtime rule: if a contest is tied after regulation, teams will play a 15-minute overtime. Each team will have one opportunity to score. If, after each team has had one chance to score, the game is tied, the first team to score is the crowned winner.

REBOUND NETS- Goal-side rebound nets extend outward from each upright. The nets are 30-feet wide, 32-feet high and extend to 40-feet above the playing surface. The bottom bars of the frames are positioned eight (8) feet above the surface. The “scoring area” is nine-feet wide and 15-feet high. Nets are stretched taut so that a missed kick attempt will rebound off the net and back into the field of play. Once the ball caroms off the net, it’s live.

SIDELINE BARRIERS- Similar to the sideboards that surround a hockey rink, the sideline barrier encircles the playing surface. The barrier is made of a high-density foam pad, measuring four (4) inches thick.

STUNTING OR TWISTING- When a defensive lineman is rushing the passer, there’s no “stunting” or “twisting.” In other words, linemen are required to power past offensive linemen.

TIGHT END- One (1) offensive lineman must declare himself a tight end prior to the snap by simply raising his arm and “declaring” himself a tight end. The Mac (rush-eligible) linebacker must line-up on the opposite side of the center from the tight end.

TWO-WAY PLAYERS- One of the most “throwback” features of the Arena Football League is the fact that the game features eight-on-eight football, where at times, some players will play both offense and defense.

MISSION STATEMENT

“To serve our community with pride and passion as a quality example of individual and team excellence on the field, in the office, at the arena and within the community by consistently exceeding our customers’ expectations by demonstrating the highest character, appreciation and respect for our game, customers, teammates and partners as a cost-effective and visionary organization providing a total entertainment experience.”

FANS’ BILL OF RIGHTS

In furtherance of our Mission Statement, we, the players, coaches, officials, staff and owners of the AFL are thankful to the Fans that we serve, appreciate their support and dedicate ourselves collectively to protecting their rights as the greatest sports and entertainment Fans in the world.

We believe that every Fan is entitled to a wholesome environment for guests and family member, free of violence, profane gestures and language or rude and invasive behavior that could in any way interfere with a first-class entertainment experience.

We believe that every Fan demands that we maintain absolute respect for the game of Arena Football and maintain the integrity of the finest of fair competition at all times.

We believe that every Fan deserves our very best effort on a consistent basis, on every play on the field, every action in the stands, every call to our office, and every involvement in our community.

We believe that every Fan is entitled to a total entertainment experience at an affordable cost for all member of the family from the time they arrive at the arena to the time they depart.

We believe that every Fan should receive the very best in competitive football, entertainment, merchandise, food and beverage for their purchasing power.

We believe that every Fan is entitled to interact with and have access to players and coaches for autographs and conversation in recognition of their support at every game.

We believe that Fans are entitled to fast, accurate, and complete information about our players coaches, League, games, and performance.

We believe that Fans expect the Arena Football League to be comprised of gentlemen and ladies who are examples and role models for youth, free of physical violence, drugs, alcohol, and gambling abuse.

We believe that Fans expect us to honor our country and to be involved in our communities to make contributions for a better, safer, and more positive place to live.

We believe that Fans should know that we are committed to serve and not to be served, to give and not to just take, and to inspire and encourage people to higher levels of personal and professional achievement, growth, maturity, and respect for each other.

AFL POSTSEASON PROCEDURES

DEFINITIONS

Strength of Schedule – Combined winning percentage of opponents played.

Best net points in all games – Difference of points scored and points scored against. (Includes all points: offense, defense and special teams.)

Winning percentage – Total number of wins divided by total number of games.

TOP POSTSEASON SEED (#1) – TWO TEAMS:

If two teams are tied for Top Postseason Seed (#1):

1. Head-to-head (best winning percentage in games between the clubs)
2. Strength of Schedule
3. Point differential in head-to-head games
4. Best net points in all games
5. Coin toss

TOP POSTSEASON SEED (#1) – THREE OR MORE TEAMS:

(Note: If three or more teams are tied, follow steps until one team is eliminated. Once two teams remain, revert back to Step 1 of the two-team tiebreaker to determine which team advances.)

1. Head-to-head (best winning percentage in games among the clubs)
2. Strength of Schedule
3. Best net points in all games
4. Coin toss

REMAINING POSTSEASON SEEDS (#2-#4) – TWO TEAMS:

If it is necessary to break ties to determine the remaining postseason seeds, the following steps will be taken:

1. Head-to-head (best winning percentage in games between the clubs)
2. Strength of schedule
3. Point differential in head-to-head games
4. Best net points in all games
5. Coin toss

REMAINING POSTSEASON SEEDS (#2-#4) – THREE OR MORE

TEAMS: (Note: If three or more teams are tied, follow steps until one team is eliminated. Once two teams remain, revert back to Step 1 of the two-team tiebreaker to determine who advances.)

1. Head-to-head (best winning percentage in games between the clubs)
2. Strength of schedule
3. Best net points in all games
4. Coin toss

POSTSEASON SEEDING

Semifinal Game 1:

- 4th seed @ 1st seed (Weekend of August 11, 2017)

Semifinal Game 2:

- 3rd seed @ 2nd seed (Weekend of August 11, 2017)

ArenaBowl (Saturday, August 26, 2017):

- Winner of Semifinal Game 1 vs. Winner of Semifinal Game 2
- Game will be played at the highest remaining seed's home venue

ARENA FOOTBALL LEAGUE



Baltimore Brigade
201 W. Baltimore St.
Baltimore, MD 21201
Ketsia Colimon
202-527-7535
kcolimon@monumentalsports.com



Cleveland Gladiators
200 Touchdown Drive
Cleveland, OH 44115
T: 216-420-2222
Jeff Elston
216-420-2213
jelston@theqarena.com



Philadelphia Soul
201 Laurel Road
Voorhees, NJ
T: 215-253-4900
Kristen Van Iderstine
856-630-3441
kvaniderstine@philadelphiasoul.com



Tampa Bay Storm
401 Channelside Drive
Tampa, FL 33602
T: 83-276-7300
Ben Shotten
813-307-5906
ben@tampabaystorm.com



Washington Valor
601 F. St. NW
Washington, DC 20004
Ketsia Colimon
202-527-7535
kcolimon@monumentalsports.com



Arena Football League
8945 W. Post Road #210
Las Vegas, NV 89148
T: 702-802-3905
Tom Goodhines
215-840-3232
tgoodhines@arenafootball.com

