



PHILADELPHIA
SOULTM

PHILADELPHIA SOUL

2016 MEDIA GUIDE



TABLE OF CONTENTS

Philadelphia Soul Directory	1
Ownership	3
Front Office	16
Football Operations	25
Medical Staff	29
Alphabetical Roster	38
Numerical Roster	39
Players	40-69
History of the Soul	70-71
Yearly Breakdowns (2004-2014)	72-98
2015 Season in Review	99
2015 Game Recaps	100-139
2015 Statistics	140-160
All-Time Coaches	161
All-Time Roster	161-162
Arena Football League	163
Commissioner Scott C. Butera	164
2016 Arena Football League Schedule	165
ESPN / CBS Sports Network Schedule	165
Rules of the Game	166-167
AFL Mission Statement	168
Fans' Bill of Rights	168
Postseason Procedures	168
AFL Staff Directory	169
Team Directory	169
League Officials	169
Soulmates	170
Soulman	171
Community Relations	172
Media Policies	173
Wells Fargo Center	174

2016 PHILADELPHIA SOUL SCHEDULE

WK	DATE	TIME	OPPONENT	BROADCAST
1	4/1	7:00 PM	CLEVELAND	
2	4/11	7:00 PM	JACKSONVILLE	CBSSN
3	4/17	4:00 PM	PORTLAND	ESPN2
4	4/23	4:00 PM	CLEVELAND	CBSSN
5	5/2	10:00 PM	LOS ANGELES	
6	5/9	7:00 PM	TAMPA BAY	
7	5/14	6:30 PM	ARIZONA	CBSSN
8	5/21	7:30 PM	ORLANDO	CBSSN
9	5/28	7:00 PM	CLEVELAND	CBSSN
10	6/4	7:00 PM	JACKSONVILLE	CBSSN
11	6/11	3:00 PM	LOS ANGELES	
12	6/17	10:00 PM	ARIZONA	EPSN2
13	6/27	10:00 PM	PORTLAND	
14			BYE WEEK	
15	7/9	6:00 PM	CLEVELAND	
16	7/16	4:00 PM	TAMPA BAY	ESPN2
17			BYE WEEK	
18	7/30	7:30 PM	ORLANDO	

All Times listed are Eastern Time and are subject to change
For current schedule go to philadelphiasoul.com/schedule



OWNERSHIP:

Ron Jaworski
 Craig Spencer
 Pete Ciarrocchi
 Cosmo DeNicola
 Marty Judge
 Marques Colston
 Phil Jaurgiue
 Jahri Evans
 Nick Giuffre
 Dick Vermeil
 Gil Peter
 Stewart Anmuth
 Hal Brunson

ADMINISTRATION:

John Adams, COO
 Phil Bogle, General Manager
 Carly Adler, Controller

CORPORATE SPONSORSHIPS:

Robyn Colajezzi, Vice President, Corporate Partnerships
 Phil Bernstein, Sr. Account Manager, Corporate Partnerships
 Brenna Mason, Client Fulfillment, Corporate Partnerships
 Allie Palermo, Operations Manager, Corporate Partnerships

MARKETING:

Jessica DeVito, Director of Operations

PUBLIC RELATIONS:

Kristen Van Iderstine, Communications Manager

TICKETING:

David Beck, Vice President, Ticket Sales & Service
 Marc Zamarin, Sr. Director of Ticket Sales
 Mark Schieber, Director of Group Sales
 Kelsey Coyne, Sales Coordinator
 Corinne Kolesinskas, Group Sales Manager
 Alex Boory, Ticket Sales Manager
 Michael Phipps, Ticket Sales Manager
 Joe Bartlett, Group Sales Manager
 Terry Bradford, Group Sales Manager

TEAM PHOTOGRAPHER:

Todd Bauders, Contrast Photography

CREDITS:

The 2016 Philadelphia Soul Media Guide was created by Executive Editor Kristen Van Iderstine and David Crilly. Edited by Alyssa Cziryak, Nicole Linder, Billy Reardon and Hailey Fuzak. Photographs by: Todd Bauders

Patent & Trademark Notice

AFL, arenafootball2 & design, Arena Football Championship Game, Hometown Football and all the names, symbols, emblems, logos and colors of the AFL and the AFL Operator Members are trademarks owned by AFL, Chicago, Illinois. Arena, Arena Football, The 50-Yard Indoor War, Football with a Bite, In Your Face Football, War on the Floor, Don't Blink, The Fastest Game on Turf, High Scorin! Heart Stoppin! Helmet Poppin! Brawl Inside the Wall, and Wall 2 Wall Brawl are trademarks owned by Arena Football League, Chicago Illinois and are under license. IRONMAN is a trademark of World Triathlon Corporation, Tarpon Springs, FL and is used under license. The Arena Football Game System and Method of play is protected under the U.S. Patent No. 4991143 and used under license.



PHILADELPHIA
SOUL™

OWNERSHIP AND FRONT OFFICE

CRAIG A. SPENCER

Founder, President & CEO, Arden Group
Principal of the General Partner
Arden Real Estate Partners [I - II], L.P.



Craig A. Spencer is the Founder and CEO of Arden Group, established in 1989, as a fully integrated real estate company, focusing on acquiring, developing and managing high quality real estate assets throughout the U.S.

The company has purchased and developed more than \$3 billion of real estate and Arden's asset management group has managed more than \$5 billion in assets.

Craig is a principal of the general partner of Arden Real Estate Partners I and II LP's ("AREP"), Arden's discretionary fund platform. AREP acquires core assets in core locations under non-core circumstances in the top 20 U.S. markets and major college towns.

In addition to leading Arden, Craig has participated in several non-real estate ventures including the acquisition and subsequent sale of Admiralty Bank to Royal Bank of Canada in February 2003. He is also a founding board member of Anchor Commercial Bank based in Palm Beach, Florida.

Craig was Founder/Co-Owner with Jon Bon Jovi of the Philadelphia Soul Arena Football Team. In its five-year history, Craig helped build it into the most successful team in the league and the 2008 World Championships. Craig and Jon also established and are the Co-Chairmen of the JBJ Soul Foundation, which has provided over 500 housing units along with educational programs to homeless men and women and opened its first Soul Kitchen in Red Bank, NJ in 2011, which has now served over 46,000 meals. The second Soul Kitchen opens in Toms River, NJ in early 2016.

Spencer is a licensed attorney who specialized in real estate, banking and bankruptcy law.

RON JAWORSKI

Majority Owner

After a 17 year distinguished career as an NFL quarterback, today Jaworski is coaching football fans on TV with a multiplatform NFL analyst role that includes appearances on Sunday NFL Countdown, Monday Night Countdown, NFL Matchup, NFL-branded specials, Mike & Mike in the Morning, Pardon the Interruption, and other platforms and shows throughout the year. ESPN'S Mike Tirico said, "If you made a list of 10 guys on TV in any sport as an analyst who you'd want to have a beverage with and watch a game, he's [Ron Jaworski] high on that list."



Before switching to his current multiplatform analyst role with ESPN, Ron spent five seasons in the booth with Mike Tirico and Jon Gruden as the color commentator for Monday Night Football.

Jaworski's passion for football can be traced back to his days as a kid growing up in the gritty steel town of Lackawanna, NY.

A three-sport stand out in high school (football, basketball and baseball), Jaworski was drafted by the St. Louis Cardinals out of high school. He wanted to go play baseball immediately, but his father pushed for college first, and Jaworski's football talents brought him to Youngstown State where he excelled as the quarterback for the Penguins.

The Los Angeles Rams drafted Jaworski in the second round of the 1973 NFL Draft. After four years with the Rams, Jaworski joined the Philadelphia Eagles in 1977. Under head coach Dick Vermeil and behind Jaworski's ability and field leadership, the Eagles advanced to their first-ever berth in a Super Bowl vs. the Oakland Raiders. Jaworski finished the 1980 season as the No. 1-rated passer in the NFC and was the 1980 NFL MVP.

Along the way, Ron became known as Jaws. The name was hung on him by his next-door neighbor at the time, Doug Collins, who was a star guard for the Philadelphia 76ers and today is their coach. "He didn't come up with Jaws because of that shark movie, though." Jaws says, "Doug said it was because my mouth was always open, talking."

Until Ron suffered a broken leg at St. Louis during the 13th game of the 1984 season, he had started 116 straight NFL games, a record for most consecutive starts. Jaws held that record until 1999, when Brett Favre broke it.

Today, Jaworski lives in Southern New Jersey and is civically active. Jaworski is committed to the Jaws Youth Playbook, which focuses on a mission to improve the overall health and wellness of at-risk youth, primarily in the Greater Philadelphia Region. To date, the Jaworski family is proud to have donated over \$4 million to at-risk youth.

Ron owns an exclusive business development company called Business Clubs America as well as owning four Signature Golf courses in South Jersey- RiverWinds Golf & Tennis Club, Valleybrook Country Club, Running Deer Golf Club, Blue Heron Pines, Downington Country Club, and Ramblewood Country Club.

Jaworski also serves as the President of the Maxwell Football Club, Co-Majority Owner of the Philadelphia Soul and sits on the boards of PNC Bank and NFL Alumni Association.

PETE CIARROCCHI

Chairman and CEO, Chickie's and Pete's

Pete Ciarrocchi enters his seventh season as a proud member of the Philadelphia Soul ownership group.

Pete Ciarrocchi is the Chairman and CEO of Chickie's & Pete's Crab House and Sports Bar--the landmark Philadelphia restaurant chain recognized as the No. 1 sports bar in America. Chickie's & Pete's has become part of the fabric of the city of Philadelphia. For any avid sports fan, it is a "must stop" before, during, or after the game.



Chickie's & Pete's began in 1977 as a comfortable, family-oriented, corner taproom where Pete experimented with and perfected his winning concept. Pete's infectious, befriending enthusiasm, love of sports, and unique menu had the neighborhoods of the Great Northeast flocking. With the invention of Crabfries®, the world of Chickie's & Pete's was never the same. In 1998, Chickie's & Pete's became the first-ever private restaurant to operate within Veterans Stadium. The team and press-friendly environs were chosen as the site of Eagles Head Coach Andy Reid's day-after-the-game press conferences. This atmosphere laid the foundation for Chickie's & Pete's to become the sports media and fan reaction hub it has become today.

Chickie's & Pete's has expanded greatly since, adding a 25,000 square-foot flagship location on Packer Avenue in South Philadelphia, as well as outposts in Northeast Philadelphia, Bordentown, Egg Harbor, N.J. and Parx Casino in Bensalem, Pa. In the last year, Chickie's and Pete's has opened locations in the Pennsylvania suburbs in Warrington, Audubon and Drexel Hill. Pete also invented PLAY2, an interactive sports bar concept as an extension to the flagship location on Packer Avenue and as the cornerstone of his state-of-the-art location at Parx Casino in Bensalem. The brand also has 4 locations at Philadelphia International Airport and a total of 25 concessions at Lincoln Financial Field, Citizens Bank Park, The Wells Fargo Center, Waterfront Park, Susquehanna Bank Center, Dorney Park, Campbell's Field, PPL Park, and The Liacouras Center. Outside of Philadelphia the brand is expanding as well with locations at Cedar Point, PNC Park, Carowinds, and soon to open at the BB&T Center.

Chickie's & Pete's was named the #1 Sports Bar in North America by ESPN, the # 1 local restaurant chain by Zagat and Best of Philly, among numerous other awards.

Chickie's and Pete's has a location at The Tropicana Casino and Resort in Atlantic City. It allows patrons a spectacular view of the ocean, the beach, and the famed Atlantic City Boardwalk.

Ciarrocchi serves on the Aria Health Foundation Board of Trustees and on the Holy Family University Business Advisory Board. He participates in many philanthropic ventures and is an active member of The Polish-American String Band.

Ciarrocchi is a native of Philadelphia and resides happily with his wife Lisa and three boys Peter, Blaise, and Anthony.

COSMO DENICOLA

Ownership Group

Cosmo DeNicola joined the Philadelphia Soul ownership group in 2010.

A serial entrepreneur and Philadelphia native, Cosmo DeNicola owns and operates Cosmo DeNicola Companies, an ever-growing portfolio of businesses ranging from sports, entertainment, healthcare, and technology. His entrepreneurial success is often attributed to his accelerator mentality and competitive nature.



As a 36-year technology industry veteran, Cosmo has founded and led several national companies (both private and public) to market-leading positions. Most notably, Cosmo co-founded enterprise mobility provider of wireless/RFID technology, InfoLogix Inc., and helped to take the company public in 2006. It was sold to Stanley Black & Decker in 2011. That same year, Cosmo co-founded international SAP services company, LogiStar Solutions, which he sold to Ernst & Young in the spring of 2014. Cosmo's current portfolio includes Futura Mobility, an enterprise mobility company that has grown to support over 300,000 users throughout the enterprise and healthcare space. Today, Futura supports the key industries of healthcare, enterprise, and manufacturing.

Through his passion for competition and his fearless pursuit to win, Cosmo has become involved in an array of industries. One of his biggest passions; however, is within the world of sports and entertainment. Since joining the Philadelphia Soul ownership group in 2010, Cosmo has become dynamically involved in the league. Currently, Cosmo holds an active board position with the AFL, and is also a part of the Chinese American Football League (CAFL) pioneer group. In 2011, he launched MKS&D, a Hollywood talent management firm that manages actors in film, television and theatre. Cosmo is also an advisory board member of the Greater Philadelphia Film office.

In the fall of 2014, Cosmo announced a new partnership with iconic sports agent, Leigh Steinberg (the real-life Jerry MaGuire), and his sports agency, Steinberg Sports & Entertainment (SS&E). Through his business experience and industry connections, Cosmo will help to drive the agency's client marketing services - merging the world of sports, media, entertainment, branding and cause-related marketing,

Amidst his success, Cosmo makes it a priority to dedicate his time in giving back to both his local and global community. Cosmo serves on the board of the Humpty Dumpty Institute (HDI), a prestigious, non-profit organization comprised of innovative, successful entrepreneurs who work in tandem with the United Nations to implement large-scale humanitarian projects for under-developed countries. Currently, Cosmo is an active participant in HDI's Cultural Exchange Program where he leverages his relationships within sports and entertainment to help raise global awareness on HDI's initiatives.

Cosmo's most recent humanitarian efforts are with his new partner, Leigh Steinberg. In fall of 2014, the pair worked in tandem to develop the Steinberg DeNicola Humanitarian Award, an award designed to commemorate members of the NFL community for their humanitarian efforts. Inaugural recipients Robert "Woody" Johnson (owner of the New York Jets), Dennis Hickey (general manager of the Miami Dolphins), and Jeff Fisher (head coach of the St. Louis Rams), received the award in January 2015 during the 28th Annual Leigh Steinberg Super Bowl Party.

Cosmo is a Philadelphia native and Temple University graduate. He resides in the suburbs of Philadelphia with his wife, Janet, and he has two adult children, Michael and Morgan.

MARTIN E. JUDGE

Ownership Group

Martin E. Judge joined the Philadelphia Soul Ownership Group in 2011.

Judge is CEO and founder of The Judge Group, a leading professional services firm providing technology consulting, staffing solutions and corporate training. Judge founded the company in 1970 and is regarded as a pioneer in the human capital management and staffing industries.



In 2003, Judge successfully took The Judge Group private in an effort to reinvest capital into the growth of the company. Judge's enthusiasm, friendly nature and business-minded attitude helped The Judge Group grow to its current 35 offices in the United States, Canada and China.

In 2010, Judge and veteran award-winning anchor and producer Lou Tilley, expanded The Judge Group to include Lou Tilley Media, a comprehensive video production, creative and marketing company that is entering its third season as the exclusive producers of Soul football telecasts as well as a weekly Soul magazine show on Comcast TV.

In 2012, Judge and business partner Ron Jaworski formed AFL Global to take arena football abroad, and the Chinese government gave AFL Global the exclusive rights to bring this unique game of American football to China. Shortly after, Ganlan Media International was formed to establish the sport there, from seeking investors to planning training sessions and exhibition games to promote the new venture.

The Judge Group was ranked as a Top 100 Workplace for 2012 in the Delaware Valley by The Philadelphia Inquirer and Daily News.

Judge is a dedicated supporter of several charities including the American Cancer Society, American Heart Association, March of Dimes, and TechImpact, a national nonprofit that provides high-quality and affordable technology assistance to other nonprofits and training to young adults. In 2012, he was the inaugural recipient of the Community Impact Award from TechImpact (then NPower PA). He also serves on the executive board of directors for The Maxwell Football Club of Pennsylvania. He resides in Moorestown, NJ.

MARQUES COLSTON

Ownership Group

Marques Colston joined the ownership group of the Philadelphia Soul in 2014. He recently completed his ninth season in the NFL as an all-time leading wide receiver for the New Orleans Saints. Colston, who played college football at Hofstra, was drafted by the Saints in the seventh round of the 2006 NFL Draft. In 2009 he helped the Saints achieve victory in Super Bowl XLIV with seven receptions for 83 yards. Throughout his career with the Saints, Colston led the team in receiving yardage five times and holds the franchise record with six 1,000-yard seasons. In his career, Colston has 711 receptions, 9758 receiving yards, and 72 receiving touchdowns.



He earned the nickname The Quiet Storm for his aggressive play on the field, and his humbleness off of it.

Colston, who was born and raised in Harrisburg, Pennsylvania, is the majority owner and president of his hometown team-- The Harrisburg Stampede, of the Professional Indoor Football League (PIFL). He has also made a series of investments in health and sports start-up companies, and was enrolled in George Washington's Executive MBA program.

Colston currently resides in Medford, NJ with his wife Emily and their son.

DICK VERMEIL

Ownership Group

Dick Vermeil joined the ownership group in 2015.

Vermeil is a renowned former NFL head coach of the Philadelphia Eagles, St. Louis Rams, and Kansas City Chiefs. He has taken all of these teams to the playoffs. His head-coaching career in the NFL began in 1976 with the Philadelphia Eagles.



By his second season in Philly, he brought them to the playoffs for the first time in 18 years. In that year, he coached standout players, including fellow Soul owner Ron Jaworski. With Vermeil as the head coach, and Jaworski at quarterback; they made it to the 1980 SuperBowl.

Vermeil has coached football at all levels, and received the honor of being named “Coach of the Year” at each of them. Prior to his career in the NFL, he was a head coach at Hilldale High school in California. He then moved on coach at Sam Mateo College, Napa Junior College, and Stanford. In 1970, he was became the offensive coordinator at UCLA.

Along with coaching, Vermeil had a 14-year broadcasting career for networks CBS and ABC from the years of 1983-1996 as an NFL and college football analyst.

Dick Vermeil and his wife, Carol, have three children and 11 grandchildren. Their son Rick and his wife Colleen are parents of grandchildren Kelly, Rick, Michael and Megan. Their son Dave and his wife Janet are parents of grandchildren Jack, Amy and Andy. Their daughter Nancy and her husband Steve Barnett are parents of grandchildren James, Tommy, Stevie and Christopher.

JAHRI EVANS

Ownership Group

Jahri Evans is currently an offensive lineman for the New Orleans Saints. He was drafted in the 4th round, pick 108 of the 2006 NFL Draft to the New Orleans Saints. In May 2010, the Saints signed him to a 7-year contract and he's been voted to the Pro Bowl each of the last six seasons. Evans has started all 142 games he's appeared in for the Saints at right guard, tied for 14th on the club's all-time games played list. Having established himself as one of the NFL's top right guards in 2009, Evans was named to the 2010 Pro Bowl NFC roster, being only the fourth guard to make the Pro Bowl in the Saints' 43-year franchise history.



Evans is a Philadelphia native and attended Bloomsburg University in Pennsylvania where he played college football. Evans graduated Bloomsburg in May 2007 with a Bachelor's degree in exercise science. Surprisingly, Evans did not play football before high school. He founded The Jahri Evans foundation, which helps student athletes further their education and athletic career by providing scholarships and sponsoring an annual free youth football and cheer camp instructed by NFL players and professional cheerleaders.

NICHOLAS GIUFFRE

Ownership Group

Nicholas Giuffre joined the ownership group in 2015.

Nicholas "Nick" Giuffre is the President and CEO for Bradford White Corporation based in Ambler, PA. Bradford White has been around since 1881 producing wholesale water heating, space heating, combination heating and water storage products that are 100% American Made. Nick began his career at Bradford White Water Heaters in the service department and ultimately worked his way up through the organization to President and CEO. He was honored the Fred V. Keenan Lifetime Achievement award for his contribution to education, safety, service and industry image for the plumbing and heating fields.



PHIL JAURIGUE

Ownership Group

Phil Jaurigue joined the ownership group in 2015.

Jaurigue is President and CEO of Sabre Systems Inc., founded in 1989 in Warrington, PA. Under his guidance and leadership, Sabre has grown into a highly successful technological and engineering services company that has been recognized for its history of continuous growth. Phil has been inducted into the Philadelphia 100 Hall of Fame. Phil's business and community leadership along with his commitment to the entrepreneurial spirit earned him the prestigious Greater Philadelphia Ernst & Young Entrepreneur of the Year Award.



STEWART ANMUTH

Ownership Group

Stewart Anmuth joined the ownership group in 2015.

Anmuth is a Principal at Kistler Tiffany Benefits (KTB), one of the region's premier employee benefits consulting firms. Stewart has over 18 years' experience in strategic cost saving solutions in health insurance and the development of strategic partnerships. He has driven everything from business line mergers to acquisitions to new market penetration efforts, which makes him a strong entrepreneur with investing in companies. He is also actively involved in the Business Clubs America, of which Kistler Tiffany Benefits has been a title sponsor since 2009. A Drexel University graduate and entrepreneur with progressive visions for growth, Stewart is one of the area's leading experts in strategic healthcare benefits savings.



GIL PETER

Ownership Group

Gil Peter joined the ownership group in 2015.

Director of Foru Holdings since April 2010, Peter's focus has been on developing companies from early stage to acquisition or public offering. He has launched companies in many sectors, including Internet, Business Services, Real Estate Communications, Software, Sports Apparel, Entertainment and Health Consulting. Peter's current ventures center around health, wellness and ageless living. Peter is a past board member of the Children's Cancer Center in Tampa as well as the Mellanby Autism Foundation.

He and his family currently resides in Parkland, Florida



HAL BRUNSON

Ownership Group

Hal Brunson, is a successful entrepreneur in the oilfield services and oil and gas exploration for 30 years. Hal is also owner and CEO of an investment firm that has extensive investments in the health and wellness sector, real estate and energy. He has an extensive portfolio of national and international ventures.



JOHN ADAMS

Chief Operating Officer

John Adams enters his 15th year in professional sports, 11th in the Arena Football League and 7th as the Chief Operating Officer for the Soul. He is responsible for the overall business and team operations of the organization.

Adams was named 2015 AFL Executive of the Year as the Soul led the AFL in overall revenue, hosted the inaugural "Boardwalk Bowl" - an off-site home game hosted in Atlantic City, NJ designed to generate awareness for the team and league, stayed active in the Philadelphia community and supported many awareness initiatives including Wounded Warriors, LGBT and the Jason Foundation. Through the Soul Moving Experience, the Soul have also brought thousands of underprivileged kids and families to Soul games for an opportunity to experience a professional sporting event.

Adams was also named to Philadelphia's "40 Under 40" honoring 40 of the Philadelphia area's top business leaders under the age of 40. Under his leadership, the Soul have close to doubled their overall revenue since the 2012 season while being incredibly active in the Philadelphia community and becoming Philadelphia's winningest sports franchise since the 2012 season with an overall winning percentage of .691 including 4 playoff appearances 3 Division Championships and 2 Conference Championships.

Adams started his career with the Trenton Thunder, AA Affiliate of the New York Yankees where he played a crucial role in helping the Thunder win the Larry MacPhail Trophy, which recognizes one team in Minor League Baseball (over 180 teams) for having the top promotional effort, on and off the field. He started with the Soul before their inaugural season and his success and reputation during his time in the AFL resulted in him being selected by the league to head operations for ArenaBowl Championship games (2004, 2005, 2006, 2008). He also held stints as the Assistant GM for the Lancaster Barnstormers of the Atlantic League (2007) and Director of Marketing and General Manager/COO for the Cleveland Gladiators of the Arena Football League (2008-2010).

Adams graduated from Lock Haven University in 2001 with a degree in sport administration and minors in management and coaching. Adams is originally from Renovo, PA and currently resides in Broomall, PA with his wife Vicky and their three children.



PHIL BOGLE

General Manager

Bogle enters his fifth season as a member of the Soul coaching staff, third as Assistant Head Coach and first as a General Manager.

During his time as a coach, the Soul made four post-season runs and won two conference championships. He led one of the best offensive lines in the AFL, allowing the fewest sacks in the League for both the 2013 and 2014 seasons (7) and second fewest in 2015 (10). Under his direction, Bogle had three offensive players (Adam Smith, Shannon Breen and Tommy Taggart) and one defensive player (Bryan Robinson) selected to the 2015 All-Arena Team and C Shannon Breen was awarded 2015 Offensive Lineman of the Year. In the 2014 season Bogle was responsible for three All-Arena players (Derrick Ross, Teddy Jennings and Wayne Tribue) and four in the 2013 season (Derrick Ross, Brennan Carvalho, Christian Johnson and Bryan Robinson).

Bogle played as a lineman for the Soul in 2007-08. He won All-Rookie team and First-team All-Arena in 2007. In 2008, he won First-Team All-Arena again, and the ArenaBowl XXII Championship. He was a finalist for the League's Lineman of the Year award.

In 2010, Bogle played for the Dallas Vigilantes as a guard/tight end. While there, he recorded four receptions for 19 yards, one touchdown, and one tackle. He has also spent time in the CFL with the Montreal Alouettes (2009), in the NFL with the Tampa Bay Buccaneers (2006 and '08), Cleveland Browns (2005), San Diego Chargers (2003) and in the NFL Europe with the Hamburg Sea Devils (2006).

Bogle spent his collegiate career at the University of New Haven (1999-2002) as an offensive tackle. The two-season captain was a First-Team Division II All-Independent selection as a senior in 2002 and the winner of the Jim Langer Award. He also received the 2003 New Haven Male Athlete of the Year and the 2002 Cactus Bowl MVP awards.



CARLY ADLER

Controller

Carly Adler is entering her second season as Controller for the Philadelphia Soul. In her role, Carly manages both the Finance and Human Resource departments, as well as overseeing all merchandise related operations for both online and arena sales. Carly brings over 11 years of accounting experience, most recently in the non-profit sector at the Philadelphia Museum of Art and previously with high-end retailer, Lilly Pulitzer. Carly is a graduate of the Honor's Program at West Chester University, where she earned her Bachelor of Science degree in Accounting.



Carly's love of sports, especially Philly teams, was ingrained in her from both of her parents at an early age and sports has remained a huge part of her life. Being able to combine her passion for sports with her business background makes her career with the Soul a perfect fit. Carly is very excited to be a part of the Soul family and looks forward to sharing in the continued success of the team!

Carly grew up in Huntingdon Valley, and currently lives in South Philadelphia with her fiancé Jason and their son Brady.

ROBYN COLAJEZZI

Vice President, Corporate Partnerships

Robyn Colajezzi returns for her fourth season with the Philadelphia Soul and her 24th year as an advertising and marketing professional in the Philadelphia region. Recently promoted to Vice President of Corporate Partnerships, Colajezzi is responsible for building and leading a team of account managers with a focus on new business relationships and fostering an environment to grow partner's businesses through networking and strategic marketing opportunities and promotions. In 2014, Colajezzi led the Soul's corporate partnership revenue to a staggering 300% lead among the league.



Originally from the Lehigh Valley, Colajezzi has spent 17 years in the broadcast industry primarily with Clear Channel Radio in both management and senior executive roles. As a senior account executive at Q-102/WDAS /Power99 / and the now defunct Alice 104.5 & WJJZ cluster of radio stations, Colajezzi handled major accounts such as Apple Computers, Lincoln Mercury Dealer Association, and Anheuser-Busch, to name just a few.

Colajezzi then spent three years with the national OOH/alternative lifestyle media company, Brite Media Group, as director of sales for the Mid-Atlantic Region, handling and placing media from coast to coast. Colajezzi graduated Magna Cum Laude from Kutztown University in 1992 with a Bachelor's of Arts in communications. She is active in her community and serves on the Borough Board of Directors of Quakertown Alive!, her hometown's main street revitalization program. She also volunteers and serves on the Board of Directors for Ruby the Lost Greyhound, Inc. a non-profit dog rescue in Bucks County.

Colajezzi lives in Bucks County with her husband, Steven, their two dogs: Coco Chanel & Jerry Garcia, and their two Royal Mute Swans: Lord Chesterfield & Lady Conrad.

DAVID BECK

Vice President, Ticket Sales & Service

David Beck enters his 22nd year in professional sports and his second with the Philadelphia Soul. David oversees all aspects of ticket sales and customer service for the organization.

Prior to joining the Soul, Beck spent 17 years with the New Jersey Devils of the National Hockey League and 4 years with Live Nation Entertainment. As a member of the Devils, Beck held the positions of Vice President of Ticket Sales & Services as well as Director of Corporate Business Development/Premium Sales. With Live Nation, Beck was Director of Premium Sales.

Beck graduated from Rutgers University in 1993 with a double major in sports management and history. Originally from Staten Island, NY, Beck currently resides in Marlboro, NJ with his wife Tracy and their two children.



PHIL BERNSTEIN

Sr. Account Manager, Corporate Partnerships

Phil Bernstein is in his third season as a Corporate Partnerships Account Manager at the Philadelphia Soul. He has been in the brand marketing and media field since the mid 1990's working with organizations such as Miller Molson, Bacardi USA, Brown Forman, Hiram Walker, WB, and Clear Channel Radio / Media Entertainment.

Originally from Boston, Bernstein was asked in 1998 to move to Philadelphia to spearhead a new division for Massachusetts based marketing firm TEAM Enterprise. His reputation in the field earned him an invitation to Bacardi headquarters to join a small team of creative minds to discuss the rollout strategies for soon to be released brands. Bacardi Exclusiv, Limon, "O", to name just a few. In the year Bacardi Limon launched, it recorded one of the most successful first year sales in any liquor category.

Clear Channel Radio (then Chancellor Media Group) noticed Bernstein's success in promotional brand marketing and asked him to join their sales team. It is here where Bernstein used his passion and personality to grow multi-layered radio and marketing campaigns. Some of the brands Bernstein was thankful to work with included Red Bull, Coors Light, Amstel / Heineken, and some of the most successful names in Philadelphia nightlife. His ability to find synergies between multiple brands and bring those companies together allowed his peers to see him as a leader and an asset to his team for almost 9 years.

When Bernstein is not hard at work, he can be found spending time with his 5 year old son; teaching him how to swing a bat, shoot a basketball, or how to execute the perfect double leg take down...almost always followed up by the recommended dose of Ibuprofen.

Bernstein being known to put his heart and Soul into everything he does, it is no wonder he found a home with the Philadelphia Soul organization.



MARC ZAMARIN

Director of Ticket Sales

Marc Zamarin is entering his second season as a member of the Philadelphia Soul organization. In his role as Director of Ticket Sales & Services, he is responsible for all season ticket packages, flexible seating programs, as well as the service & delivery of all ticket-related items.

Zamarin spent the previous three and a half years with a global event services company based out of New York City where he progressed from Sales Rookie of the Year in 2011 to the Director of Sponsorship by the time of his departure. Prior to this, Zamarin was a member of the New York Jets' sales team responsible for transitioning to and opening the New Meadowlands Stadium (now MetLife Stadium). He has also spent time with the MLB's Houston Astros Baseball Club, NLL's Philadelphia Wings indoor lacrosse team, Wilmington BlueRocks, the Single-A Affiliate of the Kansas City Royals, and Raymond Entertainment Group.

Zamarin earned his undergraduate degree in sport management from the University of Delaware, where he was also the Founder & Co-Executive Director of the campus' largest philanthropy event and organization, UDance, which raises funds & awareness to fight childhood cancer. He was also president of his fraternity.

He is originally from Hillsborough, NJ and currently resides in Ewing, NJ.



MARK SCHIEBER

Director, Group Sales

Mark is entering his 10th season in the sports industry and first with the Philadelphia Soul. In his role as Director of Group Sales, Mark is responsible for overseeing the Groups department as well as bringing groups of all shapes and sizes out to enjoy a night at the Soul.

Schieber has spent the last 8 years with the Camden Riversharks where he worked his way from a Group Sales intern to Director of Groups & Ticket Operations.

Mark graduated from Drexel University with a Bachelor's degree in sport management and was a part of the first graduating class from Drexel in this program. He is from Gibbsboro, NJ and currently resides in Sicklerville, NJ.



JESSICA DEVITO

Director of Operations

Jessica is entering her third year with the Philadelphia Soul. In her role as Director of Operations, she is responsible for the overall marketing and game operations of the organization.

DeVito graduated from West Chester University in 2012 with a Bachelor's degree in communication studies. She was a Game Operations intern for the Soul during the 2011 season and also spent a year interning for the Philadelphia Flyers' Community Relations and Game Presentation departments. DeVito has also spent time interning for the Cole Hamels Foundation and part-time work in the Philadelphia Eagles' ticket office. Before joining the Soul, she spent some time as a Sales Manager for Victory Beer Hall in XFINITY Live!

DeVito is originally from Nazareth, PA and currently resides in Philadelphia, PA.



CORINNE KOLESINSKAS

Sr. Manager, Group Sales

Kolesinskas returns to the Philadelphia Soul for her third year as Group Sales Manager after spending the previous two years in advertising sales. Kolesinskas has eight years of sports marketing, sales and management experience between the Philadelphia Phantoms (now the Lehigh Valley Phantoms), Philadelphia Phillies (two seasons) and Philadelphia Wings (six seasons). Kolesinskas also worked as the premium seating concierge on game days at the Philadelphia Union for three seasons. With her experience, Kolesinskas has a solid understanding on working with a variety of businesses and how to attract their interest to the sports entertainment arena.

Kolesinskas graduated from Penn State with a Bachelor's degree in business management and a minor in kinesiology.



KRISTEN VAN IDERSTINE

Communications Manager

Kristen enters her fourth season with the Philadelphia Soul and first as Communications Manager. Prior to being Communications Manager, Kristen was the Football Operations/Public Relations intern for the 2014-15 seasons and Athletic Training intern in 2013.

Kristen graduated from the University of Delaware in May 2015, with a Bachelor's of Science degree in health and behavior science. She grew up in Moorestown, NJ and graduated from Moorestown High School in 2011. Kristen currently resides in Voorhees, NJ.



BRENNA MASON

Client Fulfillment Manager, Corporate Partnerships

Brenna Mason enters her first season with the Philadelphia Soul where she will be responsible for fulfillment of all client contracts. Mason graduated from Kutztown University in 2015 with a degree in sports management. She was a corporate sponsorship intern for the Soul in 2015 and was the student worker for the Sports Management Department at Kutztown in 2014.

Mason is originally from Harleysville, PA and currently resides in Voorhees, NJ.



KELSEY COYNE

Sales Coordinator

Kelsey is entering her third year with the Philadelphia Soul. She is responsible for both individual and group ticket sales and also the Soul's Activate Your Soul program. Coyne graduated from West Virginia University with a Bachelor's degree in business management and a minor in communications and public relations.

Coyne grew up Northfield, NJ in and currently resides in Haddon Heights, NJ.



ALEX BOORY

Account Manager

Alex Boory joined the Philadelphia Soul after graduating from the Syracuse University where he majored in sport management. While in school, Alex served as an intern for the Philadelphia 76ers, Trenton Thunder and Philadelphia Soul. At these various internships, Alex spent his time rotating through the major departments of the front office.

Boory currently lives in Cherry Hill, NJ.



MICHAEL PHIPPS

Group Sales Executive

Mike is starting his second season with the Soul after graduating from Lock Haven University with a Bachelor's degree in sports administration. While at Lock Haven, he interned with Russell Athletics at the Little League World Series, the Penn State Hockey Management Association, and the Philadelphia Soul.

Mike grew up in Milford, PA and currently lives in Blackwood, NJ.



JOE BARTLETT

Group Sales Executive

Joe is entering his first season as a member of the Philadelphia Soul. In his role as a Group Sales executive Joe is responsible for all things group-related from company picnics, to school fundraisers.

Bartlett was born in Boston, grew up in South Jersey, and graduated from Lynchburg College in Virginia where he majored in communication studies and minored in sports management. He spent the past four seasons with the Camden Riversharks, where he worked his way from the street team to the front office doing Group Sales.



TERRY BRADFORD

Group Sales

Terry is entering his fourth season in the sports industry and his first with the Philadelphia Soul as a Group Sales Executive. He has spent the last three years in minor league baseball, working in group sales for both the Wilmington Blue Rocks and the Camden Riversharks.

Terry graduated from Rutgers University with a Bachelor's degree in exercise science and sport studies where he was also an active member of the school's Exercise Science and Sport Management Club and a volunteer for the Rutgers University Dance Marathon.

He is a lifelong resident of Carneys Point, NJ where he continues to reside.



ALLIE PALERMO

Operations Manager, Corporate Partnership

Allie enters her second season with the Philadelphia Soul and first as the Operations Manager of Corporate Partnerships. Prior to being Operations Manager, Allie was the Corporate Partnerships intern for the 2014 season.

Allie graduated from Temple University in May 2015, with a degree in marketing. She grew up in Berwick, PA and graduated from Berwick Area High School in 2011. Allie currently resides in Philadelphia, PA.





PHILADELPHIA
SOUL™

FOOTBALL OPERATIONS

CLINT DOLEZEL

Head Coach



Clint Dolezel is entering his fourth season as Head Coach of the Philadelphia Soul. In his three years as head coach, the Soul boast a record of 36-18 (.667 winning percentage) including a 15-3 record in 2015, which tied the best regular season mark in franchise history and earned him Coach of the Year honors. With Dolezel at the helm, the team has made the playoffs all three seasons, won the east division title twice and made two American Conference Championship game appearances. In 2013, his first season as head coach, the team won the American Conference Championship and appeared in the ArenaBowl in 2013. In his three years with the Soul, he is credited with developing 19 All-Arena performers (Dan Raudabaugh, Tommy Taggart, Shannon Breen, Marco Thomas, Adam Smith, James Romain, Tommy Frevert, Bryan Robinson (2), Wayne Tribue, Ted Jennings, Derrick Ross (2), Rayshaun Kizer (2), Brennen Carvalho, Christian Johnson, and Carlos Martinez).

Dolezel spent 2012 as the Offensive Coordinator of the Philadelphia Soul, where the team shattered offensive scoring records... 1,228 points for a 68.2 average per game. The team also set a record for most points by a visiting team in a 92-42 victory over the Georgia Force. Wide receiver Tiger Jones received second team All-Arena honors under Dolezel's direction in 2012.

The 2012 AFL Hall of Fame inductee had a storied 13-year playing career where he still finds himself amongst the all-time leaders in passing yards (No. 3 with 44,564), touchdown passes (No. 2 with 931), passing attempts (No. 4 with 5,698), and completions (No. 4 with 3,749). He was also named the No. 8 top player in AFL history by the Silver Anniversary Committee in 2012.

Dolezel began his coaching career with the af2's Florida Firecats as their Offensive Coordinator in 2009. In 2010, he landed his first professional head coaching position with the San Angelo Stampede (IFL) and guided them to the second round of the playoffs. In 2011, Dolezel was tabbed as head coach of the AFL's Dallas Vigilantes and made the playoffs with an 11-7 regular-season record and a playoff appearance in his rookie head coaching season.

Dolezel began his playing career in 1995 when he was signed by the Milwaukee Mustangs (1995-97). He went on to play for the Texas Terror (1997), Houston ThunderBears (1998-99), Grand Rapids Rampage (2001-03) and led the Rampage to an ArenaBowl XV title. He later signed with the Las Vegas Gladiators (2004-05) before ending his playing days with the Dallas Desperados (2006-08). Dolezel's professional career also included a stint with the NFL's Chicago Bears in 2000.

During his tenure with the Desperados, Dolezel became the third quarterback in professional football history to throw for more than 700 touchdown passes (2006). He would then go on to surpass the 800-touchdown mark in 2007, and once again broke another barrier when he reached the 900-touchdown plateau in 2008.

PHIL BOGLE

Assistant Head Coach / Line Coach

Bogle enters his fifth season as a member of the Soul coaching staff and his fourth as assistant head coach. He has led an offensive and defensive line with 10 First-Team All-Arena selections (Bryan Robinson (2), Teddy Jennings, Tommy Taggart, Shannon Breen, Adam Smith, Brennen Carvalho, Derrick Ross (2), and Christian Johnson). In addition, Wayne Tribue received Second-Team All-Arena honors in 2014 as an offensive lineman for the Soul. Bogle had a standout season in 2013 as a returning coach helping lead the Soul to an ArenaBowl appearance.



Bogle played as a lineman for the Soul in 2007-08. He selected for the All-Rookie team and First-Team All-Arena in 2007. In 2008, he won First-Team All-Arena again, and the ArenaBowl XXII Championship. He was a finalist for the League's Lineman of the Year award.

In 2010, Bogle played for the Dallas Vigilantes as a guard/tight end. While there, he recorded four receptions for 19 yards, one touchdown, and one tackle. He has also spent time in the CFL with the Montreal Alouettes (2009), in the NFL with the Tampa Bay Buccaneers (2006 and '08), Cleveland Browns (2005), San Diego Chargers (2003) and in the NFL Europe with the Hamburg Sea Devils (2006).

Bogle spent his collegiate career at the University of New Haven (1999-2002) as an offensive tackle. The two-season captain was a First-Team Division II All-Independent selection as a senior in 2002 and the winner of the Jim Langer Award. He also received the 2003 New Haven Male Athlete of the Year and the 2002 Cactus Bowl MVP awards.

BERNIE NOWOTARSKI

Defensive Backs Coach

Nowotarski, a Pennsylvania native, joins the Soul from the Leigh Valley Steelhawks, with ten years of arena football coaching experience, spending time with the AIFA's Reading Express and the AIF's Harrisburg Stampede. He has, in total, a 94-40 regular record, five division titles, three conference championships and two national championship victories (2009 with the Reading Express and 2013 with the Harrisburg Stampede). He was named Coach of the Year in both seasons with the championship teams.



Nowotarski also had a successful football career and has been inducted into a number of local Hall of Fames, including: Exeter Township High School, Kutztown University, where he was an All-American, Berks County Sports HOF, and Berks Chapter of PA Sports HOF.

Bernie and his wife Jill have eight children and three grandchildren.

STEVE CRISWELL

Assistant Coach

Criswell began his coaching career in 1984 coaching receivers at Henrico High School in Richmond, VA. The next year he became the assistant offensive line coach and the following year he took over both the offensive and defensive lines.

In 1989, he began a run of four-year stints at Petersburg, Bridgewater's Turner Ashby and Richmond's Hermitage High Schools before making the move to the indoor game after the 2000 season.

In 2001, Criswell coached the fullbacks and linebackers for the Richmond Speed under head coach Richard Davis. With a 16-3 record, the Speed appeared in the second Arena Cup.

In 2005, Criswell joined the Richmond Bandits of the AIFL, coaching the offensive line, defensive line, linebackers and fullbacks. The first season the Bandits achieved an 11-1 record and won the inaugural AIFL Championship. In 2006 the AIFA season ended prematurely due to issues with the league after the Bandits finished the regular season with a 12-2 record.

In 2007, the Dallas Cowboys Football Club hired Criswell as the offensive line and special team's coach for their AFL franchise, the Dallas Desperados. Under Coach Will McClay the 2007 Desperados set an AFL record by compiling 15 regular season wins. In 2008, the last season for the Cowboys' AFL franchise, the team reeled off 13 victories, setting an AFL record by accumulating 28 wins over two seasons.

In September of 2009, Criswell was named the first head coach of the IFL franchise Richmond Revolution. The 2010 Revolution finished its inaugural season 13-2, setting an IFL regular season record for wins. Criswell was named the IFL Coach of the Year.

2014 marked his tenth year of coaching professional football when Criswell joined the staff of the Philadelphia Soul of the Arena Football League, led by Head Coach Clint Dolezel, as an assistant coach.

During his 12-year indoor career, teams in which he has been on staff have compiled an overall record of 143-58 (.711) and qualified for the postseason 11 of 12 seasons.

Born December 9, 1955 in Richmond, Criswell attended Henrico High School. He earned his B.S. in Business Administration from Bryan College in Dayton, TN. Criswell, along with his wife Lori, are co-founders of the Edgewood Company of Virginia Inc., Edgewood Education Services, LLC, and Edgewood Properties, LLC.




LOU RUSSO

Director, Player Personnel

Russo enters his seventh season with the Philadelphia Soul and fifth season as the Director of Player Personnel. He first joined the Soul in 2008 as Head of Scouting, where he helped evaluate current and future talent for the AFL and provided input to the coaching staff, including weekly scouting reports and individual evaluation reports during their Arena Bowl Championship Season. In 2013 he was named the Director of Player Personnel for the Soul and has helped provide input on roster decisions (player transactions and acquisitions) and advanced scouting (individual evaluations and weekly scouting reports for upcoming opponents) for the coaching staff and team. During his tenure with the Soul the team has won the Arena Bowl once in 2008 and won the American Conference Championship 3 times (2008, 2012, and 2013), while posting a record of 53-26 (.660 winning percentage). He also was a part of a staff that earned "Support Staff of the Year" in 2013.

Since 2007, he has also worked with Ron Jaworski at NFL Films during the NFL season, as a Content Producer for the NFL Match-Up Show. Russo has also worked for ESPN since 2008 as a Playbook Producer for multiple sports, consisting of NFL, College Football, College Basketball, and Major League Baseball.

Russo, a native of Marlton, NJ, has been involved in the sports industry, mainly football, since 2007. He played football collegiately at La Salle University from 2002-2007. He received his Bachelors of Science in finance and marketing in 2006 and his Masters of Business Administration in finance from La Salle University in 2008.



TYLER NEWHART

Equipment Manager

Tyler Newhart enters his third season with the Philadelphia Soul, his second as Head Equipment Manager. Prior to being Equipment Manager, Tyler was the Video Coordinator intern, responsible for providing and filming game tape for the team.

Before getting involved with the Soul, Tyler graduated in 2009 from Cherokee High School in Marlton, NJ. After high school, he spent time studying film at the University of North Carolina Wilmington and Rowan University. Tyler graduated from Rowan University with a Bachelor's Degree in radio/television/film in December of 2013.



KEVIN SZE

Athletic Trainer

Kevin is entering his first season with the Philadelphia Soul. Prior to joining the staff, Kevin spent three years on the Sports Medicine staff as an assistant athletic trainer for Saint Peter's University.

A 2009 graduate of Rutgers University, Sze earned a Bachelor of Science degree in exercise science and sports studies. He was hired as a summer training intern in May 2010 by the New York Jets and was with the team through OTAs, rookie minicamp and training camp in Cortland, NY. He was also a member of the Gamma Sigma Alpha National Greek Academic Honor Society and earned a Master of Science in athletic training from Seton Hall in 2011. At the time he was also a strength and conditioning intern for Seton Hall University, assisting the head strength coach with Men's Basketball as well as Women's Softball. Sze was then hired by Wagner College as the Assistant Athletic Trainer where his primary assignments were to the football and men's lacrosse teams. He currently is a Sports Performance Consultant for Intrepid Gym, analyzing and correcting Olympic lifting patterns in a high intensity training gym.

As a full time employee for NovaCare Rehabilitation, Kevin will be spending his off season working at other contracted locations, including high schools, colleges and other professional teams. He currently resides in Philadelphia, PA.



DR. DAVID L. RUBENSTEIN

Head Team Physician

David L. Rubenstein, MD, is a nationally-recognized sports medicine surgeon specializing in shoulder instability, rotator cuff repair and arthroscopic knee surgery at Rothman Institute. He is board-certified by the American Board of Orthopaedic Surgery.


He is currently director of Sports Medicine at Lankenau Hospital, associate team physician of the Philadelphia Phillies, as well as the head team physician for the Philadelphia Soul arena football team and Philadelphia Freedom professional tennis team. He also serves as the sports medicine physician for Haverford School, Shipley School and Friends Central School. His sports medicine career has included team coverage for all the major professional sports and he has been recognized as a "Top Doc" by Main Line Today.

He sees patients with a wide-range of sports-related injuries with a focus on shoulder and knee injuries. He is currently conducting research studies looking at shoulder instability and frozen shoulder conditions.

DR. DEMETRI MENEGOS

Head Team Sports Medicine Doctor

Dr. Menegos is entering his third season with the Soul. He is a graduate of Philadelphia College of Osteopathic Medicine and completed his Primary Care Sports Medicine Fellowship with Mount Sinai School of Medicine at Atlantic Health-Overlook, the official healthcare provider of the New York Jets. During his residency and fellowship, Dr. Menegos gained valuable experience covering college level sports teams for Seton Hall University, Kean University, Princeton University, as well as the University of Pennsylvania. He was one of three Fellows chosen nationally to present his concussion research at the American Osteopathic Academy of Sports Medicine's annual conference, published online by the Clinical Journal of Sport Medicine. He has served as a Sports Medicine Physician for WWE, Penn Relays, the Mexican World Cup Soccer Team and Collegiate Rugby Championships. Currently, he serves as a Sports Medicine Physician for Harcum College, The Haverford School, Philadelphia University Rugby Club, Media Rugby Football Club, Philadelphia Hawks of the United States Australian Football League, Junior Lone Star FC of the National Premier Soccer League. Dr. Menegos resides in Philadelphia, PA and can be seen daily at his office in the Lankenau Medical Center, Wynnewood, PA at 610-649-8055.



DR. LOUIS X. SANTORE

Team Ophthalmologist

Louis X. Santore, M.D. began his professional association with the Philadelphia Soul in 2004, their inaugural season, and continues as the team Ophthalmologist, providing the Philadelphia Soul with their eye care. Dr. Santore is a proud graduate of the Temple University School of Medicine. Following a medical internship at Albert Einstein Medical Center, he completed his specialty residency in Ophthalmology at Temple University Hospital, where he also served as Chief Resident. Dr. Santore has practiced Medical and Surgical Ophthalmology for the past 32 years at The Lankenau Medical Center, where he is the Chief, Division of Ophthalmology. Dr. Santore is a Past President of the Medical Alumni Association of the Temple University School of Medicine and continues to maintain a number of professional affiliations with many local, state and national Ophthalmologic societies. In addition to his private practice, Dr. Santore has been a member of the teaching faculty at Wills Eye Hospital and has actively participated in medical student and resident training for The Thomas Jefferson University Hospital and Medical School, Temple University Hospital Department of Ophthalmology and School of Medicine, and the Philadelphia College of Osteopathic Medicine. In continuing to provide full service eye care for his patients, Dr. Santore has a state of the art Optical Boutique located in his office at The Lankenau Medical Center. A recipient of several professional awards, Dr. Santore has regularly been a "Top Doc" in Main Line Today magazine. Dr. Santore resides with his wife, Susan in Maple Glen, PA, and is the proud father of Michael (Ali), and Brett (Heather), and a loving grandfather to Avery Marie, Paige Harper, and Brayden Hershey.



DR. RUSSEL BLEILER

Team Oral Surgeon

Dr. Russel Bleiler is in his ninth year as the Oral and Maxillofacial Surgeon for the Philadelphia Soul. He was also on the surgical staff for the Philadelphia Flyers organization (1997-2000) and the World Champion Philadelphia Barrage professional lacrosse team (2005-2008). Dr. Bleiler graduated from Moravian College in 1988 with a degree in Biology and from Temple University Dental School in 1992. He completed a one year internship at Albert Einstein Medical Center in 1993 and finished his Oral and Maxillofacial Surgical residency in 1997 from Temple University Hospital and Pennsylvania Hospital. He is a Fellow in the American College of Oral Maxillofacial Surgeons and is board certified by both the American Board of Oral and Maxillofacial Surgeons and the National Dental Board of Anesthesiology.

Dr. Bleiler currently sits on the School Board of his local township school district, Hatboro Horsham School District and resides in Horsham Township with his wife Sharon and his four children Russel, Colin, Laura and Dean.

DR. DAVID ZELOUF

Team Hand Surgeon

David Zelouf, M.D. was attracted by The Philadelphia Hand Centers' world class reputation. As a Board Certified Orthopedic Surgeon, with a Sub-Specialty Certification in Surgery of the Hand, Dr. Zelouf joins the other physicians of The Hand Center in diagnosing and rendering treatment for conditions, injuries and diseases relative to the hand, wrist, arm and elbow.

Born in Pittsburgh, Pennsylvania, Dr. Zelouf received his B.A. in biological sciences from the State University of New York at Binghamton, where he was elected to Phi Beta Kappa. He received his M.D. degree from the Albert Einstein College of Medicine, where he was elected to Alpha Omega Alpha. Dr. Zelouf was appointed Administrative Chief Resident during his residency at the Hospital for Joint Diseases Orthopedic Institute in New York City. He was also granted the Anatomy Teaching Award and Senior Resident Research Award. He completed his postgraduate fellowship in hand, wrist, elbow, and microsurgery at the Tufts University School of Medicine, Boston, Massachusetts. After completing his training, Dr. Zelouf spent four years in Richmond, Virginia in the private practice of hand, wrist and elbow surgery, where he held an academic appointment at the Medical College of Virginia.

Dr. Zelouf's faculty appointments have included the New England Medical Center and the Medical College of Virginia. He is currently an Assistant Clinical Professor of Orthopaedic Surgery at the Thomas Jefferson University Department of Orthopaedic Surgery. The many professional societies of which Dr. Zelouf is a member include the American Society for Surgery of the Hand, the American Association for Hand Surgery, and the American Academy of Orthopedic Surgeons. He is also the current President of the Eastern Orthopaedic Association, one of the four regional Orthopaedic Associations in the country.

Dr. Zelouf promotes the advancement of clinical treatment and surgery of the hand through his many national and local presentations, medical journal publications, and textbook chapters. He is also heavily involved with resident and fellow education.

DR. KENNETH E. BRUMBERGER

Team Radiologist

Kenneth E. Brumberger, MD is Director of MRI services for MDI Bryn Mawr and the TriState Imaging Group. Dr. Brumberger received his medical degree from Columbia University College of Physicians and Surgeons in 1992. After his residency in Diagnostic Radiology at the New York Hospital-Cornell Medical Center, Memorial Sloan-Kettering Cancer Center, and the Hospital for Special Surgery in New York, he moved to Philadelphia to complete his fellowship in combined MRI at Thomas Jefferson University Hospital. Focusing on sports injuries while providing a full range of diagnostic interpretations, Dr. Brumberger is proud to provide MRI services to the Philadelphia Soul, numerous professional, collegiate, and high school athletic programs, and athletes of all ages. Dr. Brumberger and his associates at the TriState Imaging Group are the leading provider of physician-owned outpatient imaging services in the the Delaware Valley, with offices in Philadelphia and the surrounding counties, New Jersey, and Delaware.



DR. DAVID E. SAMUEL

Team Podiatrist

Dr. Samuel is entering his 10th season as team Podiatrist with the Soul. Dr. Samuel completed his undergraduate studies at the University of Maryland, College Park in 1986 and received his medical degree from the Pennsylvania College of Podiatric Medicine, in 1990. Dr. Samuel then completed his surgical residency in foot and ankle surgery, with the Crozer Keystone Health System in 1992. Board Certified by the American Board of Podiatric Surgery and a Fellow of the American College of Foot & Ankle Surgeons, as an educator and lecturer, he works with training residents of the Crozer Keystone Health System's Podiatric Foot and Ankle Surgical Residency Program, as well as being a Clinical Instructor with the Crozer Keystone Health Systems, Dept. of Family Medicine. Aside from his strong interests in sports medicine, having worked with athletes at the high school, collegiate, and professional levels, Dr. Samuel is also the founder of Foot & Ankle Specialists of Delaware County, LLC., since 1994, and has private offices in the Springfield Hospital Healthplex, Delaware County (610-328-9122) and in Crozer Chester Medical Center, Upland, PA.(610-619-7390). Dr. Samuel has again been named this year as one of the area's Top Docs and Surgeons, by The Main Line Today magazine. Dr. Samuel's practice includes family and general foot and ankle care, elective surgical reconstruction of the foot and ankle, trauma, foot and ankle sports injuries, and also does an extensive amount of diabetic wound care and limb salvage.



DR. JAY M. GOLDBERG

Team Root Canal Doctor

Dr. Goldberg received his D.D.S. from Temple University School of Dentistry in 1983. He has been in full-time private endodontic practice since completing the residency program in Endodontics at Temple in 1985. He currently serves on the Board of Governors of the Philadelphia County Dental Society and served a two year term as President of the society. He is involved in community outreach and serves as the Director of Endodontics for the Mission of Mercy dental program of Pennsylvania. In addition, he was conferred as a Fellow of the International College of Dentists, and is a Clinical Assistant Professor in the department of endodontics at the Kornberg School of Dentistry. Dr. Goldberg has been named a Top Dentist in Endodontics in Philadelphia Magazine in each of the issues in which the award was presented, as was determined by his peers. Dr. Goldberg was also inducted into the Temple University Gallery of Success as the recipient for the Kornberg School of Dentistry. In addition, Dr. Goldberg currently serves on the Board of Visitors for the Kornberg School of Dentistry.



NOVACARE REHABILITATION

Sports Medicine Rehabilitation, Physical Therapy and Athletic Training Services Provider



JEFFERSON COMPREHENSIVE CONCUSSION CENTER

Team Concussion Doctors

The Jefferson Comprehensive Concussion Center enters its second year as the official Team Concussion Doctors of the Philadelphia Soul. Jefferson's Concussion Management Team brings together board certified physicians from Rothman Institute, Jefferson, and Wills Eye Hospital. The Team Concussion Doctors include:

Dr. Robert Franks: Dr. Franks is a board certified family practice physician with a certificate of added qualification in Sports Medicine at Rothman Institute. Dr. Franks currently serves as Director of the Rothman Sports Concussion Institute and Medical Director of the Jefferson Comprehensive Concussion Center. He is an Associate Professor at Thomas Jefferson University and Volunteer Clinical Assistant Professor at Rowan University School of Osteopathic Medicine. Dr. Franks specializes in medical orthopaedics, sports medicine, and is one of the nation's leaders in sports-related concussion management. Dr. Franks is widely published on sports concussion management having co-authored the Team Physician's Consensus Statement on Concussion and further contributing numerous articles and abstracts in peer-reviewed journals and presentations at national meetings. He is a current member of several sports medicine societies, including AOASM where he serves on the Executive Committee as President-Elect. Dr. Franks is also a team physician for USA wrestling and a number of area high schools and consults for the Philadelphia Phillies. Dr. Franks has received numerous awards and recognitions for his work on concussions and has been voted a South Jersey "Top Doc" for the past several years in both Pediatric and Adult Sports Medicine.

Dr. Stephen Stache: Dr. Stache is a non-operative sports physician who treats a wide variety of athletes and non-athletes and served as a team physician for a variety of sports teams on a professional, collegiate and high school level. Dr. Stache's particular area of interest in sports medicine is concussion management. Dr. Stache completed his fellowship and residency training at Thomas Jefferson University Hospital and he is a graduate of Jefferson Medical College. He is board certified in sports medicine and family medicine. He is also former collegiate athlete as a four year starter and letterman in football at The Johns Hopkins University. He is originally from the Pittsburgh area of southwestern Pennsylvania.

Dr. Kimberly Ann Atkinson: Dr. Atkinson is a neurologist at Thomas Jefferson University Hospital with over 18 years of experience treating patients with neurological illness. Dr. Atkinson received her medical degree from the Philadelphia College of Osteopathic Medicine and completed her residency training in neurology at Thomas Jefferson University. Dr. Atkinson has extensively practiced as a general neurologist with subspecialty attention in concussion and headache management. Dr. Atkinson offers a patient-focused partnership to medical care, decision making and treatment in a calm, compassionate and supportive atmosphere.

To schedule an appointment at the Jefferson Comprehensive Concussion Center, call 1-800-JEFF-NOW

DR. ADAM AQUILINO

Team Chiropractor

Dr. Adam Aquilino has been with the Soul as the team Chiropractor since the 2011 season and since 2005 he has owned Aquilino Chiropractic in Voorhees, NJ.

Dr. Aquilino attended and graduated from Life University in 2004 as the Valedictorian of his graduating class. He is one of the few Chiropractors in the area who is certified by the Council on Extremity Adjusting as a Certified Chiropractic Extremity Practitioners (C.C.E.P).

In private practice he is busy taking care of families as well as professional athletes. The main focus of his practice is structural correction of the spine because we know that optimal structure is necessary in order to achieve optimal performance. He strives to find the cause of the problem and not just treating secondary conditions or symptoms.

Dr. Aquilino resides in Blackwood, NJ with his wife Christine and his 3 children, Adam, Nicholas, and Mia. When he is not practicing Chiropractic he can be found at his son's travel baseball events or his daughter's gymnastics and cheerleading competitions. He also enjoys an occasional round of golf when time permits.

If you would like more information about his practice or would like to speak to him, you can reach Dr. Aquilino at 856-784-0676 or go to his website at www.AquilinoChiro.com



DR. SIDNEY M. JACOBY

Team Orthopaedic Surgeon

Sidney M. Jacoby, MD is Associate Professor in the Department of Orthopedic Surgery at Thomas Jefferson University Hospital, in Philadelphia, PA and Chief of Hand Surgery and of Orthopedic Surgery at Phoenixville Hospital. Dr. Jacoby is a surgeon at The Philadelphia Hand Center and Director of Clinical Research at its subsidiary, the Hand Rehabilitation Foundation. Dr. Jacoby is also an instructor in Upper Extremity Anatomy at Jefferson Medical College. Dr. Jacoby received his M.D. from Jefferson Medical College at Thomas Jefferson University and completed an orthopedic surgery residency at Thomas Jefferson University, with additional fellowship training in hand, upper extremity and microvascular surgery at The Philadelphia and South Jersey Hand Centers, also at Thomas Jefferson University. Dr. Jacoby has authored numerous peer-reviewed scientific articles and book chapters and has presented original research at national and international conferences on hand and upper extremity surgery.





FOR
YOUR
BRAIN
THE BEST
MINDS

When concussion hits, don't take any chances. Turn to the experts. And now, they're all in one place, at the Jefferson Comprehensive Concussion Center. Our powerhouse team from Jefferson, Wills Eye, and Rothman Institute is taking a whole new approach to concussion, evaluating it from all sides—with expertise in neurology, neuro-optometry, sports medicine, and rehabilitation. To learn more, call us today or visit Jefferson.edu/Concussion.



Jefferson Comprehensive Concussion Center





PHILADELPHIA
SOUL™

THE PLAYERS

ALPHABETICAL ROSTER

NAME	#	POS	HT	WT	COLLEGE	EXP
Ashton, Peter	10	DB	6'2"	212	Oregon State	R
Bell, Beau	2	DB	6'1"	245	UNLV	4
Belton, Tracy	6	DB	6'0"	180	Umass	5
Binford, Harvey	15	WR	6'0"	185	Lindenwood	1
Collis, Luke	9	QB	6'3"	230	Occidental	1
Duvalt, Chris	1	WR	5'10"	175	Illinois	3
Frevert, Tommy	11	K	6'0"	200	NW Missouri State	1
Goosby, Joe	18	LB	6'1"	235	Tulane	4
Hollis, Dwayne	22	DB/KR	5'10"	180	NC Wesleyan	1
Hunt, Will		DL	6'4"	275	Charleston Southern	1
Jennings, Teddy	98	DL	6'6"	260	Connecticut	2
Jones, Robert		OL	6'4"	295	East Carolina	R
Jones, Torez		DB	6'1"	192	West Carolina	R
Kauleinamoku, Shaun	21	WR	5'9"	185	Western Oregon	2
Lawrence, Justin	99	DL	6'2"	305	Morgan St.	5
Mauia, Wes	17	MLB/DL	6'0"	265	Western New Mexico	4
McDaniel, Ryan	19	WR	6'3"	198	Samford	3
Metz, Jake	8	DL	6'6"	265	Shippensburg	1
Myers, Kevin		OL	6'6"	360	New Mexico Highlands	2
Newell, Keith	72	OL	6'6"	310	Delaware St.	2
Outlaw, Lonnie	4	WR	6'6"	220	Miles	R
Raudabaugh, Dan	5	QB	6'3"	230	Miami (OH)	5
Reynolds, Darius	7	WR	6'2"	205	Iowa State	4
Richardson, Jeramie	3	FB	6'1"	270	St. Angelo St	3
Rodriquez, Prechae		WR	6'4"	215	Auburn	4
Romain, James	25	DB	5'11"	175	Delaware St.	3
Smith, Adam	76	OL	6'5"	320	Western Kentucky	2
Stevenson, LaRico	23	DB	5'11"	205	West Georgia	6
Tivis, Neal	77	OL	6'5"	320	Abilene Christian	4
Tribue, Wayne	69	OL	6'3"	330	Temple	2
Wise, Christian		DB	6'1"	180	Clark Atlanta	7

#	NAME	POS	HT	WT	COLLEGE	EXP
1	Duvalt, Chris	WR	5'10	175	Illinois	4
2	Bell, Beau	LB	6'1	245	UNLV	5
3	Richardson, Jeramie	FB	6'1	270	St. Angelo St.	4
4	Outlaw, Lonnie	WR	6'6	220	Miles	R
5	Raudabaugh, Dan	QB	6'3	230	Miami (OH)	5
6	Belton, Tracy	DB	6'0	180	Umass	5
7	Reynolds, Darius	WR	6'2	205	Iowa State	4
8	Metz, Jake	DL	6'6	265	Shippensburg	1
9	Collis, Luke	QB	6'3	230	Occidental	1
10	Ashton, Peter	DB	6'2	212	Oregon State	R
11	Frevert, Tommy	K	6'0	200	NW Missouri State	1
15	Binford, Harvey	WR	6'0	185	Lindenwood	1
17	Mauia, Wes	MLB/DL	6'0	265	Wester New Mexico	4
18	Goosby, Joe	LB	6'1	235	Tulane	4
19	McDaniel, Ryan	WR	6'3	198	Samford	3
21	Kauleinamoku, Shaun	WR	5'9	185	Western Oregon	6
22	Hollis, Dwayne	DB/KR	5'10	180	NC Wesleyan	1
23	Stevenson, LaRico	DB	5'11	205	West Georgia	6
25	Romain, James	DB	5'11	175	Delaware St.	3
69	Tribue, Wayne	OL	6'3	330	Temple	2
72	Newell, Keith	OL	6'6	310	Delaware St.	2
76	Smith, Adam	OL	6'5	320	Western Kentucky	2
77	Tivis, Neal	OL	6'5	320	Abilene Christian	4
98	Jennings, Teddy	DL	6'6	260	Connecticut	2
99	Lawrence, Justin	DL	6'2	305	Morgan St.	5
	Rodriquez, Prechae	WR	6'4	215	Auburn	4
	Hunt, Will	DL	6'4	275	Charleston Southern	R
	Jones, Torez	DB	6'1	192	West Carolina	R
	Wise, Christian	DB	6'1	180	Clark Atlanta (GA)	7
	Myers, Kevin	OL	6'6	340	New Mexico Highlands	2
	Jones, Robert	OL	6'4	295	East Carolina	R

PETER ASHTON (DB • 10)

HT: 6'2 | WT: 212 | COLLEGE: OREGON STATE

BIRTHDAY: NOV, 25 1992 | AGE: 23 | EXP: R

COLLEGE: Played in 10 games as a redshirt freshman, exclusively on special teams. Voted by teammates as the MVP of the special teams scout units in 2011. Transferred to North Texas University in 2012.

PERSONAL: Studied Sports Management at North Texas University. Most influenced in life by Drew Sells and Kris Hogan. His greatest moment in sports was being ranked #7 in the nation at OSU in 2012. His goal in life is to play in a pro-am golf tournament.

SOUL FOOD: Favorite TV Show: Friends. Favorite Food: Seafood. Favorite Sports Team Growing Up: Pittsburgh Steelers. Hobbies: Lifting weights and golfing.

CAREER TRANSACTIONS:

2013 Finished playing at North Texas

2016 Philadelphia Soul



BEAU BELL (LB • 2)

HT: 6'1 | WT: 245 | COLLEGE: UNLV

BIRTHDAY: MAY 26, 1986 | AGE: 29 | EXP: 4

AFL EXPERIENCE: Recorded 69 tackles, 13 sacks, one interception and one defensive touchdown with the Los Angeles Kiss (2014). Recorded 181 tackles, 17.0 sacks, two interceptions, and one defensive touchdown in three seasons with the Spokane Shock (2011-13). Made First Team All-Arena with Los Angeles (2014).

OTHER PRO EXPERIENCE: NFL Cleveland Browns (2009).

COLLEGE: Recorded 320 total tackles, 10.5 sacks and six interceptions in his four years playing for UNLV (2004-7). Awarded two time All Mountain West Conference and 2007 MWC Defensive MVP.

PERSONAL: Studied Physical Education and Sociology at University of Nevada, Las Vegas. Most influenced in life by his mother and brothers. His goal in life is to help young football players.

SOULFOOD: Nickname: Beez. Favorite TV Show: Watching game film. Favorite Musical Group: 213. Favorite Food: Mac and Cheese. Favorite Sports Team Growing Up: San Francisco 49ers.

CAREER TRANSACTIONS:

2007 Finished playing at UNLV

2008-09 Cleveland Browns (NFL)

2011-13 Spokane Shock (AFL)

2014 Los Angeles Kiss (AFL)

2015 Philadelphia Soul




DEFENSIVE

YEAR	TEAM	TACK	ASST	SACKS	PB	FF	FR	BLK	INT	YDS	TDS
2011	SPO	32	37	5.5	3	4	1	1	0	19	1
2012	SPO	11	10	3.0	3	1	1	0	1	5	0
2013	SPO	50	41	8.5	0	0	2	1	1	20	0
2014	LA	43	26	13.0	5	1	2	1	1	25	1
2015	PHL	18	12	5.0	2	1	2	1	0	0	0
TOTAL		154	126	35.0	13	7	8	4	3	69	2

TRACY BELTON (DB • 6)

HT: 6'0 | WT: 180 | COLLEGE: UMASS
 BIRTHDAY: MAY 7, 1980 | AGE: 35 | EXP: 6



AFL EXPERIENCE: Collected 94.5 tackles and three interceptions in 18 starts with the Jacksonville Sharks (2013). Earned Second Team All-Arena honors after recording 54.5 tackles and 11 interceptions in 11 games with the Georgia Force (2012). Recorded a career-high 101.5 tackles to go along with nine interceptions as a member of the Georgia Force (2011). Set a single-season franchise record with 100.5 tackles as a rookie with the Milwaukee Iron (2010).

COLLEGE: Earned First Team All-Atlantic 10 at Massachusetts as a senior in 2006 after racking up 77 tackles and two interceptions.

PERSONAL: Studied Sociology at UMass. Most influenced in life by his father. His goal in life is to be a better person for his son, Amir.

SOUL FOOD: Nickname: Batman. Favorite TV Show: Martin. Favorite Food: Shrimp. Favorite Sports Team Growing Up: Washington Redskins.

CAREER TRANSACTIONS:

- 2006 Finished playing at UMass
- 2010 Milwaukee Iron
- 2011-12 Georgia Force
- 2013 Jacksonville Sharks
- 2016 Philadelphia Soul

DEFENSIVE

YEAR	TEAM	TACK	ASST	SACKS	PB	FF	FR	BLK	INT	YDS	TDS
2010	MLW	83	35	0.0	9	2	1	0	6	39	0
2011	GF	92	19	0.0	11	0	1	0	9	124	1
2012	GF	49	11	0.0	9	0	1	0	11	124	1
2013	JAX	81	27	0.0	20	5	1	0	3	36	1
2014	JAX	12	4	0.0	2	0	0	0	0	0	0
2014	ORL	52	11	0.0	5	0	0	0	5	48	2
2015	NOV	66	20	0.0	23	1	0	0	3	96	1
TOTAL		435	147	0.0	79	8	4	0	37	467	6

RECEIVING

Year	Team	RCV	YDS	AVG	TD
2010	MLW	1	3	3.0	0
2012	GF	1	21	21.0	0
TOTAL		2	24	12.0	0

RETURNS

Year	Team	NO	YDS	AVG	TD	LONG
2014	ORL	2	48	24.0	1	42
TOTAL		2	48	24.0	1	42

HARVEY BINFORD (WR • 15)

HT: 6'0 | WT: 185 | COLLEGE: LINDENWOOD

BIRTHDAY: JAN 20, 1991 | AGE: 24 | EXP: 1

SOUL 2015 SEASON: Caught 24 passes for 412 yards and seven touchdowns in his first season with the team.

COLLEGE: Scored the first touchdown in school history at Lindenwood University propelling the team to a 43-37 victory over Avila University during the inaugural game.

PERSONAL: Majored in Mass Communications. Most influenced in life by his mother. His greatest moment outside of sports was giving back to the community.

SOUL FOOD: Favorite Food: Pizza, Oreos, and Bacon. Favorite Musical Group: Anything R&B or Rap. Favorite TV Show: Family Guy. Favorite Sports Team Growing Up: Los Angeles Lakers. Hobbies include training, making music, dancing and enjoying life. Best Non-Athletic Talent: Drawing.

CAREER TRANSACTIONS:

2013 Finished playing at Lindenwood University

2014 Philadelphia Soul



DEFENSIVE

YEAR	TEAM	TACK	ASST	SACKS	PB	FF	FR	BLK	INT	YDS	TDS
2015	PHL	5	2	0.0	0	0	0	0	0	0	0
TOTAL		5	2	0.0	0	0	0	0	0	0	0

RECEIVING

Year	Team	RCV	YDS	AVG	TD
2015	PHL	24	412	17.2	7
TOTAL		24	412	17.2	7

LUKE COLLIS (QB • 9)

HT: 6'3 | WT: 230 | COLLEGE: OCCIDENTAL

BIRTHDAY: JULY 27, 1988 | AGE: 27 | EXP: 2

AFL EXPERIENCE: Recorded 23 yards and one touchdown with the Tampa Bay Storm (2015). Played for the Chicago Rush (2013) and the Spokane Shock (2012).

OTHER PRO EXPERIENCE: Signed with the San Angelo Bandits of Lone Star Football League (2014). Part of the Knoxville NightHawks of the Professional Indoor Football League (2013). Awarded LSFL Player of the Year with the San Angelo Bandits (2014).

COLLEGE: Awarded All Academic Team and 1st Team All Conference (2010-11).

PERSONAL: Studied Politics at Occidental College. Most influenced in life by his mother. His goal in life is to help as many people as he can substantially can.

SOUL FOOD: Nickname: Luscious or Bear. Favorite TV Show: Game of Thrones. Favorite Musical Group: The Allman Brothers Band. Favorite Food: His Mom's Honey Mustard Chicken. Favorite Sports Team Growing Up: Ohio State Football.

CAREER TRANSACTIONS:

2011 Finished playing at Occidental College

2012 Spokane Shock (AFL)

2013 Chicago Rush (AFL)

2014 San Angelo Bandits (LSFL)

2015 Tampa Bay Storm (AFL)

2016 Philadelphia Soul



PASSING

YEAR	TEAM	GP	COMP	ATT	%	YDS	TD	INT	QB RAT.
2015	TPA	8	2	12	16.7	23	1	1	25.69
TOTAL		8	2	12	16.7	23	1	1	25.69

RUSHING

Year	Team	ATT	YDS	AVG	TD
2015	TPA	3	3	1.0	0
TOTAL		3	3	1.0	0

DEFENSIVE

YEAR	TEAM	TACK	ASST	SACKS	PB	FF	FR	BLK	INT	YDS	TDS
2012	SPO	3	1	0.0	0	0	0	0	0	0	0
TOTAL		3	1	0.0	0	0	0	0	0	0	0

CHRIS DUVALT (WR • 1)

HT: 5'10 | WT: 175 | COLLEGE: ILLINOIS
 BIRTHDAY: DEC 11, 1983 | AGE: 32 | EXP: 4



AFL EXPERIENCE: In 2015, Duvalt caught 109 passes for 1,265 yards and 23 touchdowns in 17 starts for the New Orleans VooDoo. In 2013, he caught 19 passes for 249 yards and two touchdowns in four games with the New Orleans VooDoo. In 2012, he played two games for the New Orleans VooDoo, recording 14 receptions and four receiving touchdowns with four rushes and one score. He also saw playing time in two games with the Orlando Predators, posting one 19-yard reception on the year in 2011.

COLLEGE EXPERIENCE: Duvalt played for the Illinois Fighting Illini from 2006-2009. His best season came in 2009 when, as a senior, he caught 23 passes for 361 yards and 3 touchdowns. He played cornerback before switching to receiver.

CAREER TRANSACTIONS:

2009 Finished Playing at Illinois
 2011 Orlando Predators (AFL)
 2012-15 New Orleans VooDoo (AFL)
 2016 Philadelphia Soul (AFL)

RECEIVING

Year	Team	RCV	YDS	AVG	TD
2011	ORL	1	19	19.0	0
2012	NOV	14	157	11.2	4
2013	NOV	19	249	13.1	2
2014	NOV	11	122	11.1	2
2015	NOV	109	1265	11.6	23
TOTAL		154	1812	13.2	31

RUSHING

Year	Team	ATT	YDS	AVG	TD
2011	ORL	1	1	1.0	0
2012	NOV	4	2	0.5	1
2013	NOV	3	22	7.3	0
2014	NOV	1	2	2.0	0
2015	NOV	4	6	1.5	1
TOTAL		13	33	2.46	2

PASSING

YEAR	TEAM	GP	COMP	ATT	%	YDS	TD	INT	QB RAT.
2015	TPA	8	2	12	16.7	23	1	1	25.69
TOTAL		8	2	12	16.7	23	1	1	25.69

DEFENSIVE

YEAR	TEAM	TACK	ASST	SACKS	PB	FF	FR	BLK	INT	YDS	TDS
2011	ORL	3	0	0.0	0	1	2	0	0	0	0
2012	NOV	2	0	0.0	0	1	1	0	0	0	0
2014	NOV	1	0	0.0	0	0	0	0	0	0	0
2015	NOV	5	0	0.0	0	0	0	0	0	0	0
TOTAL		11	0	0.0	0	2	3	0	0	0	0

RETURNS

Year	Team	NO	YDS	AVG	TD	LONG
2011	ORL	14	2112	14.4	0	0
2012	NOV	1	36	36.0	0	36
2013	NOV	12	221	19.9	0	32
2015	NOV	40	513	14.4	0	35
TOTAL		67	982	21.2	0	36

TOMMY FREVERT (K • 11)

HT: 6'0 | WT: 200 | COLLEGE: N.W. MISSOURI STATE

BIRTHDAY: NOV 24, 1986 | AGE: 28 | EXP: 1

COLLEGE: Played 59 games at Northwest Missouri State, finishing his career with 263 PAT conversions and 41 field goals.


PERSONAL: Studied Biological Psychology. Outside of the Soul he is a Physical Therapist. His biggest influence in life is his father. His goal in life is to be a great family man and live where the green grass grows. Married to Lindsey Frevert, and father to daughter Addilyn.

SOUL FOOD: Nickname: Kicker or Dr. PAT. Favorite TV Show: Swamp People, Naked and Afraid, and Dual Survival. Favorite Food: Dairy Queen Ice Cream Cake. Favorite Sports Team Growing Up: Oakland Raiders. Nobody Knows How Much I Like To: Snowboard. Hobbies: Hunting, Hiking, Shooting and Camping. Best Non-Athletic Talent: Constructing dog houses and blinds.

CAREER TRANSACTIONS:

2008 Finished playing at Northwest Missouri State

2015 Philadelphia Soul



DEFENSIVE

YEAR	TEAM	TACK	ASST	SACKS	PB	FF	FR	BLK	INT	YDS	TDS
2015	PHL	10	0	0.0	0	1	0	0	0	0	0
TOTAL		10	0	0.0	0	1	0	0	0	0	0

KICKING

YEAR	TEAM	FGM	FGA	XPM	XPA	4 pt. FGM	2 pt. FGM
2015	PHL	4	8	124	138	0	0
TOTAL		4	8	124	138	0	0

JOE GOOSBY (DB • 18)

HT: 6'1 | WT: 235 | COLLEGE: TULANE
 BIRTHDAY: SEP 6, 1986 | AGE: 29 | EXP: 4

SOUL 2015 SEASON: Recorded 50 tackles, 4 forced fumbles, 2 interceptions, and 2 defensive touchdowns.

AFL EXPERIENCE: Recorded 50 tackles, 4 forced fumbles, 2 interceptions, and 2 defensive touchdowns in 2014 with the Soul. Started all 20 games in 2013. Recorded 52 tackles, 3 sacks, 4 interceptions and 2 defensive touchdowns. Started all 20 games for the Soul (2012). Recorded 96 tackles, 1.5 sacks, 4 interceptions, and 3 defensive touchdowns. Made All-Arena while with the Dallas Vigilantes (2011). Played only nine regular season games, and one playoff game due to injury. Finished fourth on the team with 51 tackles (43 solo), two interceptions, and 15 pass breakups in nine starts.

OTHER PRO EXPERIENCE: IFL San Angelo Stampede Express (2010). AF2 Bossier-Shreveport Battle Wings (2009).

COLLEGE: Four-year letter winner. Tallied 100 tackles (60 solo) in 33 career games (2004-07). All-Conference USA selection (2006).

PERSONAL: Studied Media Arts at Tulane University. Lettered in football, basketball, and track in high school. Led district in assists twice in high school. Competed in the triple jump his freshman year at Tulane. Brother Jermaine Lyons played basketball at Stephen F. Austin.

SOUL FOOD: Favorite food is his mother's broccoli, cheese and rice casserole. Favorite athlete is Michael Jordan. Favorite shows include T.I. and Tiny: The Family Hustle, Two and a Half Men and SportsCenter. Favorite movies include Immortals and Training Day. Dream car is Aston Martin. Hobbies include reading and working with high school students on football and life lessons. Played baritone in concert band in middle school.

CAREER TRANSACTIONS:

2007 Finished playing at Tulane University
 2009 Bossier-Shreveport Battle Wings (AF2)
 2010 Stampede Express (IFL)
 2011 Dallas Vigilantes (AFL)
 2012 Philadelphia Soul



DEFENSIVE

YEAR	TEAM	TACK	ASST	SACKS	PB	FF	FR	BLK	INT	YDS	TDS
2011	DAL	43	16	0.0	3	1	1	0	1	17	0
2012	PHL	74	44	1.5	2	2	2	0	3	47	2
2013	PHL	53	33	2.0	8	1	3	0	4	84	2
2014	PHL	50	21	0.0	4	4	2	0	2	22	2
2015	PHL	58	25	0.0	4	5	0	1	2	7	1
TOTAL		278	139	3.5	21	13	8	1	12	177	7

RUSHING

Year	Team	ATT	YDS	AVG	TD
2015	PHL	8	6	0.8	3
TOTAL		8	6	0.8	3

RETURNS

Year	Team	NO	YDS	AVG	TD	LONG
2012	PHL	3	17	5.7	0	9
2015	PHL	1	1	1.0	0	1
TOTAL		4	18	3.4	0	9

DWAYNE HOLLIS (DB • 22)

HT: 5'10 | WT: 180 | COLLEGE: NC WESLEYAN

BIRTHDAY: JUL 7, 1989 | AGE: 26 | EXP: 1

SOUL 2015 EXPERIENCE: In his rookie season with the Soul, Hollis recorded 35.0 total tackles, one interception for two yards, five pass break-ups, and one fumble recovery.

OTHER PRO EXPERIENCE: IFL, Lehigh Valley Steelhawks (2014). NFL Europe, Helsinki Roosters (2013)

COLLEGE: North Carolina Wesleyan College (2009-12)- Recorded 102 solo and 56 assisted tackles and 11 interceptions. Recorded 1,440 total yards with 5 touchdowns on kick and punt returns.

PERSONAL: Majored in Justice Studies at North Carolina Wesleyan. His goal in life is to make it to the NFL or CFL. His biggest influence in life is his mother.

SOUL FOOD: Favorite TV Show: NFL Network. Favorite Food: Spaghetti. Favorite Sports Teams Growing Up: New England Patriots and Houston Rockets. Favorite Musical Group: John Legend. His hobbies are training and playing basketball. Best non-athletic talent: Working with children.

CAREER TRANSACTIONS:

2012 Finished Playing at NC Wesleyan

2015 Philadelphia Soul



DEFENSIVE

YEAR	TEAM	TACK	ASST	SACKS	PB	FF	FR	BLK	INT	YDS	TDS
2015	PHL	32	6	0.0	5	1	1	0	1	2	0
TOTAL		32	6	0.0	5	1	1	0	1	2	0

RETURNS

Year	Team	NO	YDS	AVG	TD	LONG
2015	PHL	2	22	11.0	0	16
TOTAL		2	22	11.0	0	16

WILL HUNT (DL)

HT: 6'4 | WT: 275 | COLLEGE: CHARLESTON SOUTHERN

BIRTHDAY: MAY 17, 1991 | AGE: 24 | EXP: R

AFL EXPERIENCE: Logged 2.5 tackles in two games as a rookie with the Spokane Shock (2015).

COLLEGE: College Experience: Was a four-year contributor at Charleston Southern where he played defensive end and outside linebacker for the Buccaneers. Started all 11 games as a junior in 2012, finishing the year with 38 tackles and two sacks. He also spent time at tight end, logging two receptions for 43 yards and a touchdown on the year.

PERSONAL: Studied Business Administration at Charleston Southern, South Carolina. Most influenced in life by his mother. His goal in life is to succeed at everything he does.

SOUL FOOD: Nickname: Will. Favorite TV Show: The 100. Favorite Food: Pasta. Favorite Sports Team Growing Up: Atlanta Falcons and Miami Heat.

CAREER TRANSACTIONS:

2013 Finished Playing at Charleston Southern

2015 Spokane Shock (AFL)

2016 Philadelphia Soul (AFL)



TEDDY JENNINGS (DL • 98)

HT: 6'6 | WT: 270 | COLLEGE: CONNECTICUT

BIRTHDAY: MAR 15, 1989 | AGE: 25 | EXP: 2



SOUL 2014 SEASON: Recorded 33 total tackles, 10.5 sacks, 1 block, and 1 forced fumble. 2014 1st Team All Arena Defensive End, 2014 Rookie of the Year Nominee.

COLLEGE: 2011- Played 5 games for the Huskies. Ranked fifth on the team in tackles for loss with 33 and fourth on the team for sacks (3.5). 2010- Played in 12 games.

PERSONAL: Majored in Economic Geography and Political Science. His goal in life is to be the best person he can be. His biggest influences in life are his parents.

SOUL FOOD: Favorite TV Show: Breaking Bad. Favorite Food: Chicken and protein drinks. Favorite Sports Team Growing Up: Detroit Pistons. Favorite Musical Group: Gucci Mane. His hobbies are lifting weights and hanging out with friends.

AFL EXPERIENCE:

2014 Philadelphia Soul

CAREER TRANSACTIONS:

2011 Finished playing at UConn

2014 Philadelphia Soul

DEFENSIVE

YEAR	TEAM	TACK	ASST	SACKS	PB	FF	FR	BLK	INT	YDS	TDS
2014	PHL	20	13	10.5	1	1	1	1	0	0	0
2015	PHL	5	8	5.0	1	1	0	0	0	0	0
TOTAL		25	21	15.5	2	2	1	1	0	0	0

TOREZ JONES (DB)

HT: 6'1 | WT: 192 | COLLEGE: WEST CAROLINA

BIRTHDAY: JUL 19, 1990 | AGE: 25 | EXP: R

COLLEGE: Earned All-Southern Conference honors after starting all 10 games and recording 62 tackles and seven interceptions as a junior at Western Carolina. He also tied the National Record of 4 interceptions in game in 2010.

PERSONAL: Studied Computer Information Systems at Western Carolina University. Most influenced in life by his father. His goal in life is to make it to the NFL and build a great family legacy.

SOUL FOOD: Nickname: T Jones. Favorite TV Show: My Wife and Kids. Favorite Musical Group: MMG. Favorite Food: Crab Legs. Favorite Sports Team Growing Up: Philadelphia Eagles and Philadelphia 76ers.

CAREER TRANSACTIONS:

2010 Finished playing at West Carolina

2016 Philadelphia Soul



SHAUN KAULEINAMOKU (WR • 21)

HT: 5'9 | WT: 185 | COLLEGE: WESTERN OREGON

BIRTHDAY: MAY 24, 1987 | AGE: 28 | EXP: 5



AFL EXPERIENCE: Recorded 82 receptions, 1,037 yards, and 25 touchdowns in his two seasons with Spokane Shock (2010-11). Recorded 73 receptions, 875 yards and 16 touchdowns with the Utah Blaze (2012). Recorded 124 receptions, 1,359 yards and 19 touchdowns with Pittsburgh Power (2014). Awarded Playmaker of the Week (2012). Two time Russell Offensive Player of the Week (2012).

COLLEGE: Started all 11 games for Western Oregon University, recording 37 receptions for 573 yards and eight touchdowns. Awarded Second-Team All-GNAC selection (2008). Recorded 36 receptions, 483 yards and six touchdowns. Awarded All-ICAA Second Team and Dixie Rotary Bowl Player of the Game (2007).

PERSONAL: Studied Exercise Science at Western Oregon. Biggest influences in his life are his parents. His goal in life is to travel the world. His greatest moment outside of sports was graduating college with his degree in Exercise Science.

SOUL FOOD: Favorite TV Show: Game of Thrones and Sports Center. Favorite Musical Group: Bob Marley and the Whalers. Favorite Food: Seafood, sushi, and traditional Hawaiian dishes. Favorite Song to Sing in the Shower: "Thinking Out Loud" -Ed Sheeran. Favorite Sports Team Growing Up: Dallas Cowboys. Nobody knows how much I like to: Shop online.

CAREER TRANSACTIONS:

- 2009 Finished playing at Western Oregon University
- 2010 Spokane Shock
- 2012 San Antonio Talons
- 2012 Utah Blaze
- 2014 Pittsburgh Power
- 2015 Philadelphia Soul

RECEIVING

Year	Team	RCV	YDS	AVG	TD
2010	SPO	30	441	-	10
2011	SPO	52	596	11.5	15
2012	UTA	73	875	12.3	16
2012	SA	1	5	5.0	0
2014	PIT	124	1359	11.0	19
2015	PHL	70	1038	14.8	21
TOTAL		350	4314	10.9	81

RUSHING

Year	Team	ATT	YDS	AVG	TD
2014	PIT	2	8	4.0	0
TOTAL		2	8	4.0	0

RETURNS

Year	Team	NO	YDS	AVG	TD	LONG
2010	SPO	4	69	-	0	
2012	UTA	24	442	18.4	0	45
2012	SA	4	45	11.2	0	18
2014	PIT	8	48	6.0	0	14
2015	PHL	8	79	9.9	0	18
TOTAL		48	683	11.4	0	45

DEFENSIVE

YEAR	TEAM	TACK	ASST	SACKS	PB	FF	FR	BLK	INT	YDS	TDS
2010	SPO	2	3	0.0	0	0	0	0	0	0	0
2011	SPO	4	0	0.0	0	0	0	0	0	0	0
2012	UTA	1	1	0.0	0	0	0	0	0	0	0
2014	PIT	4	2	0.0	0	1	0	0	0	0	0
2015	PHL	1	0	0.0	0	0	0	0	0	0	0
TOTAL		12	6	0.0	0	1	0	0	0	0	0

JUSTIN LAWRENCE (DL • 99)

HT: 6'2 | WT: 305 | COLLEGE: MORGAN ST.

BIRTHDAY: JUN 19, 1987 | AGE: 28 | EXP: 4

SOUL 2015 SEASON: Lawrence had 14.0 total tackles, 5.5 tackles for a loss of 18 yards, two sacks for a loss of 10 yards, two pass break-ups, two forced fumbles and one blocked kick in his first season with the Soul.

AFL EXPERIENCE: Played in 14 games with the Milwaukee Mustangs (2012). Recorded rushed 21 times for 20 yards and 6 TDs on offense, while also recording 16 tackles and 1 sack on defense. In 2011 rushed 15 times for 24 yards and 6 TDs with the Mustangs as well, along with collecting 25.5 tackles and 2 sacks in the same year. In 2014 played for the Pittsburgh Power. Started in all 18 games and recorded 17.5 tackles and 3 sacks.

OTHER PRO EXPERIENCE: Montreal Alouettes Practice Squad (2011, 2013), 2011 and 2012 team captain for Milwaukee Mustangs.

COLLEGE: Mid Eastern Athletic Conference (MEAC) honorable mention (2006). MEAC second team all conference (2007). Morgan State University football special teams player of the year (2007). Black College All American 2nd team (2008). BTRC/BASN Second team All American (2008). MEAC First team (2008 and 2009). Football College Subdivision Preseason First Team All American (Fall 2009). Black College All American 1st team (2009). Sheridan Broadcasting Network 1st team All American (Fall 2009). Heritage Sports Radio Network All American (2009). The Sporting News 2nd team All American (Fall 2009). Consensus Draft Services Pre season All American (2009).

PERSONAL: Graduated with a degree in Sociology from Morgan State. Also participated in basketball, baseball, and track and field while in school. In basketball, was named the 2 time defensive player of the year and offensive MVP-All District. Participated in the 2010 Mini Camp for the Tampa Bay Buccaneers. Greatest moment in sports was signing with favorite NFL team, the Tampa Bay Buccaneers.

SOUL FOOD: Nickname: J.R., Favorite TV show: How it's Made. Scandal, and How to Get Away with Murder, Favorite Food: Pepperoni and Bacon Pizza. Nobody knows how much I like to: Joke around and have fun, Before a game I like to: Relax and listen to R&B music, Favorite part of the AFL experience: The fans.

CAREER TRANSACTIONS:

2009 Finished playing at Morgan State University

2010 Tampa Bay Buccaneers

2011 Montreal Alouettes

2011 Milwaukee Mustangs

2012 Continued to play for Mustangs

2013 Alouettes for practice squad

2014 Pittsburgh Power

2015 Philadelphia Soul

DEFENSIVE


YEAR	TEAM	TACK	ASST	SACKS	PB	FF	FR	BLK	INT	YDS	TDS
2011	MLW	22	7	2.0	2	0	2	0	1	10	1
2012	MLW	12	8	1.0	0	0	0	0	0	0	0
2014	PIT	12	11	3.0	1	1	1	1	0	0	0
2015	PHL	10	7	1.5	2	2	1	1	0	0	0
TOTAL		56	33	7.5	5	3	4	2	1	10	1

RUSHING

Year	Team	ATT	YDS	AVG	TD
2011	MLW	15	24	1.6	6
2012	MLW	21	20	1.0	6
2014	PIT	3	3	1.0	1
TOTAL		39	47	1.2	13

RETURNS

Year	Team	NO	YDS	AVG	TD	LONG
2011	MLW	1	4	4.0	0	4
2012	MLW	1	8	8.0	0	8
TOTAL		2	12	6.0	0	12



WES MAUIA (MLB • 17)

HT: 6'0 | WT: 265 | COLLEGE: WESTERN NEW MEXICO

BIRTHDAY: FEB 5, 1986 | AGE: 29 | EXP: 4



AFL EXPERIENCE: Recorded 25.5 total tackles, 2.0 sacks, 7.5 tackles for loss and two forced fumbles in his season with the Las Vegas Outlaws (2015). Played for the New Orleans VooDoo in 2014 and tallied 11.0 total tackles and 2.0 sacks. In 2013, Mauia played for the San Jose SaberCats and recorded 4.5 total tackles, 1.0 sack and one tackle for loss. In his rookie season with the San Antonio Talons, he recorded 16.0 total tackles, 4.5 sacks and two fumble recoveries.

COLLEGE: Recorded 24 tackles in eight games for the Mustangs. Earned First Team All-Arena honors at San Joaquin Delta College prior to transferring to Western New Mexico.

PERSONAL: Studied Sociology with a minor in Criminal Justice at Western New Mexico University. Most influenced in life by his parents and his greatest moment outside of sports was graduating college.

SOUL FOOD: Nickname: Wess. Favorite TV Show: Wayans Brothers, Martin, Fresh Prince and Tom & Jerry. Favorite Musical Group: Common Kings, JBoog, Spawnbreezie. Favorite Food: Chicken and Rice, Wings and Sushi. Favorite Song to Sing in the Shower: Neon Moon. Favorite Sports Team Growing Up: San Francisco 49ers. Hobbies: Working out, Cooking and Hiking.

CAREER TRANSACTIONS:

- 2011 Finished playing at Western New Mexico University
- 2012 San Antonio Talons (AFL)
- 2013 San Jose SaberCats (AFL)
- 2014 New Orleans VooDoo (AFL)
- 2015 Las Vegas Outlaws (AFL)
- 2016 Philadelphia Soul

DEFENSIVE

YEAR	TEAM	TACK	ASST	SACKS	PB	FF	FR	BLK	INT	YDS	TDS
2012	SA	10	11	4.0	1	0	2	0	0	0	0
2013	SJS	2	5	1.0	0	0	0	0	0	0	0
2014	NOV	11	2	3.0	0	0	0	0	0	0	0
2015	LVO	14	23	2.0	1	2	0	1	0	0	0
TOTAL		37	41	10.0	2	2	2	1	0	0	0

RUSHING

Year	Team	ATT	YDS	AVG	TD
2012	SA	1	1	1.0	1
TOTAL		1	1	1.0	1

RYAN MCDANIEL (WR • 19)

HT: 6'3 | WT: 198 | COLLEGE: SAMFORD

BIRTHDAY: SEP 8, 1988 | AGE: 26 | EXP: 3

SOUL 2015 SEASON: Caught 114 passes for 1,277 yards and 29 touchdowns in 18 starts.

AFL EXPERIENCE: Recorded 80 receptions for 1,026 yards and 19 touchdowns. Also recorded nine rushes for 31 yards and two touchdowns. Played in 12 games. Caught 65 passes for 819 yards and 21 touchdowns in his rookie season with the Soul.

OTHER PRO EXPERIENCE: Knoxville NightHawks PIFL (2012), All-PIFL second team (2012), caught 71 passes for a total of 768 yards and 14 touchdowns. His longest touchdown reception of the year was 37 yards, and he averaged 69 yards per game. Highest receiving yards and most catches on team.

PERSONAL: Majored in Psychology. Currently is a Personal Trainer. Goal in life is to own his own gym someday. Biggest influences in his life are his Mother and Father.


SOUL FOOD: Nickname is RyMc. Favorite TV Show: Family Guy. Enjoys working out, hanging with friends and playing video games. Favorite Artist: Future. Favorite Food: Lasagna. Favorite Sports Team Growing Up: Atlanta Falcons. Best Non-Athletic Talent: Cooking. Favorite Aspect of the AFL Experience: the fans and playing the game.

CAREER TRANSACTIONS:

2010 Finished playing at Samford University

2012 Knoxville NightHawks (PIFL)

2013 Philadelphia Soul



RECEIVING

Year	Team	RCV	YDS	AVG	TD
2013	PHL	65	819	12.6	21
2014	PHL	80	1026	12.8	19
2015	PHL	114	1277	11.2	29
TOTAL		259	3122	12.2	69

RETURNS

Year	Team	NO	YDS	AVG	TD	LONG
2013	PHL	3	7	2.3	0	7
2015	PHL	2	-2	-1.0	0	0
TOTAL		5	5	0.7	0	7

RUSHING

Year	Team	ATT	YDS	AVG	TD
2013	PHL	9	30	3.3	1
2014	PHL	9	31	3.4	2
2015	PHL	6	8	1.3	1
TOTAL		24	69	8.0	4

PASSING

YEAR	TEAM	GP	COMP	ATT	%	YDS	TD	INT	QB RAT.
2015	PHL	18	0	1	0.0	0	0	1	0.00
TOTAL		18	0	1	0.0	0	0	1	0.00


DEFENSIVE

YEAR	TEAM	TACK	ASST	SACKS	PB	FF	FR	BLK	INT	YDS	TDS
2013	PHL	5	2	0.0	0	0	1	0	0	0	0
2014	PHL	4	3	0.0	0	0	1	0	0	0	0
2015	PHL	3	2	0.0	0	0	0	0	0	0	0
TOTAL		12	7	0.0	0	0	2	0	0	0	0

JAKE METZ (DL • 8)

HT: 6'6 | WT: 265 | COLLEGE: SHIPPENSBURG

BIRTHDAY: MAR 16, 1991 | AGE: 24 | EXP: 1



COLLEGE: Defensive Player of the Year (2013). 2012- Broke single-season school record for sacks with 11.5. Awarded AP All-America Second Team, Daktronics All-America First Team, D2Football.com Honorable Mention All-American, Daktronics All-Super Region One First Team. Started all 13 games, posted high 3.0 sacks, 19 tackles for loss, 76 total tackles and five forced fumbles. 2011- Started all 11 games. Recorded career-high 7.5 sacks, 10.5 tackles for loss and 30 solo tackles.

PERSONAL: Majored in Sociology at Shippensburg University. Most influenced in life by his father. Goal in life is to fulfill his greatest potential in everything he does.

SOUL FOOD: Nickname: Metz. Favorite food: Mac and Cheese. Favorite musical group: Rolling Stones. Favorite TV show: NFL Network. Favorite sports team growing up: Philadelphia Eagles. Hobbies: hunting, fishing, snowboarding and going to the beach.

CAREER TRANSACTIONS:

2013 Finished playing at Shippensburg

2015 Philadelphia Soul

DEFENSIVE

YEAR	TEAM	TACK	ASST	SACKS	PB	FF	FR	BLK	INT	YDS	TDS
2015	PHL	7	2	0.5	0	0	0	0	0	0	0
TOTAL		7	8	0.5	0	0	0	0	0	0	0

RUSHING

Year	Team	ATT	YDS	AVG	TD
2015	PHL	1	1	1.0	0
TOTAL		1	1	1.0	0

KEVIN MYERS (OL)

HT: 6'6 | WT: 360 | COLLEGE: NEW MEXICO HIGHLANDS

BIRTHDAY: JUN 20, 1985 | AGE: 30 | EXP: 2

AFL EXPERIENCE: Part of the Las Vegas Outlaws (2015) and Pittsburgh Power (2014). Received 8 passes for 99 yards and 1 touchdown for the Oklahoma City Yard Dawgz where he began his AFL career (2010).

OTHER PRO EXPERIENCE: Part of the Sacramento Mountain Lions in the United Football League.

COLLEGE: Played for New Mexico - Highlands.

PERSONAL: Studied Mass Communications - Media Aids at New Mexico - Highlands. Married to Shonda B. Myers and has 3 children; Kevin Jr. (11), Anyiah (10), and Hassani (8). Most influenced in life by his wife. His goal in life is to be a successful man in society and continue to strive for greatness.

SOUL FOOD: Nickname: Ghost. Favorite TV Show: Scandal. Favorite Musical Group: YMCMB, KISS, U2. Favorite Food: Mexican. Favorite Sports Team Growing Up: USC Trojans.

CAREER TRANSACTIONS:

2006 Finished playing at New Mexico - Highlands

2010 Oklahoma City Yard Dawgz (AFL)

2014 Pittsburg Power (AFL)

2015 Las Vegas Outlaws (AFL)


2016 Philadelphia Soul

DEFENSIVE

YEAR	TEAM	TACK	ASST	SACKS	PB	FF	FR	BLK	INT	YDS	TDS
2015	LVO	2	0	0.0	0	0	0	0	0	0	0
TOTAL		2	0	0.0	0	0	0	0	0	0	0

RECEIVING

Year	Team	RCV	YDS	AVG	TD
2010	OKC	9	111	12.3	1
TOTAL		9	111	12.3	1



KEITH NEWELL (OL • 72)

HT: 6'6 | WT: 310 | COLLEGE: DELAWARE ST.

BIRTHDAY: JAN 10, 1989 | AGE: 26 | EXP: 2

AFL EXPERIENCE: Appeared in 14 games with 10 starts along the offensive line as a rookie with the Pittsburgh Power (2014).

COLLEGE: 2010: Appeared in 10 games in first season on the active roster. Helped lead the Hornets to MEAC No. 1 ranking in passing offense (248.9 ypg), No. 3 in scoring offense (24.7 ppg), No. 3 in third down conversions (37.5%) and No. 4 in total offense (342.3). Helped pave the way to a season-high 172 rushing yards in the Hornets' 29-7 victory over North Carolina Central (Nov. 6). Earned high marks for performance in Hornets' 421-yard effort vs. Howard (Nov. 20). Helped lead DSU to 351 total yards (156 rushing) in 31-26 victory over No. Carolina A&T.

PERSONAL: Studied Psychology at Rutgers before transferring to Delaware State University in 2009. The person who has influenced Keith the most in his life is his mother. His goal in life is to make a positive impact on the world and raise consciousness of inner city youth.

SOUL FOOD: Favorite TV show: Archer, Favorite Musical Group: Jay-Z, Favorite Food: BBQ Ribs, Favorite song to sing in the shower: "A House is Not a Home" by Luther Vandross, Nobody knows how much I like to: Write.

CAREER TRANSACTIONS:

2012 Finished playing at Delaware State University

2013 Pittsburgh Power

2015 Philadelphia Soul



LONNIE OUTLAW (WR • 4)

HT: 6'6 | WT: 217 | COLLEGE: MILES COLLEGE

BIRTHDAY: MAY 10, 1992 | AGE: 23 | EXP: 1

SOUL 2015 SEASON: Caught 17 passes for 235 yards and seven touchdowns in seven games as a rookie.

PERSONAL: Attended Georgia Military College before transferring to Miles College where he majored in Business.

SOUL FOOD: Nickname: Outlaw. Favorite TV Show: Martin. Favorite Musical Group: B2K. Favorite Song to Sing in Shower: Consistance by Young Jeezy. Favorite Food: Chicken. Favorite Sports Team Growing Up: Baltimore Ravens. Nobody Knows How Much I Like to: Play Video Games. Best Non-Athletic Talent: Playing the Drums. Greatest Moment in Sports: Winning the High School State Championship.

CAREER TRANSACTIONS:

2013 Finished playing at Miles College

2015 Philadelphia Soul



DAN RAUDABAUGH (QB • 5)

HT: 6'3 | WT: 230 | COLLEGE: MIAMI (OH)

BIRTHDAY: MAR 30, 1987 | AGE: 28 | EXP: 6



SOUL 2015 SEASON: The 2015 season was a very successful one for the Soul's quarterback. He threw for 4,992 yards, 119 touchdowns and only 12 interceptions, with a quarterback rating of 122.39. He was also awarded the League's MVP award and Russel Athletic Offensive Player of the Year.

AFL EXPERIENCE: Raudabaugh has been with the Soul since 2012. In his first season with the team, he set records for passing yards in a single season (4,790), passing touchdowns (115), pass completions (362) and touchdown passes in a game (11). In his second season (2013) he recorded 4,699 passing yards, 96 passing touchdowns and 390 pass completions and brought the team to the ArenaBowl. In 2014 he threw for 363 completions, 4,328 yards, 85 touchdowns. Prior to the Soul he played for the Dallas Vigilantes (2010-11) and recorded a total of 5,183 yards, 100 touchdowns, 18 interceptions, and completed 64% percent of his attempts.

COLLEGE: Was a starter in each of his four letter-winning seasons (2006-2009) at Miami (OH). Ranks No. 5 in school history in passing yards with 5,352, No. 3 in school history in both completions with 511 and pass attempts with 916

PERSONAL: Majored in History at Miami (OH). Played high school baseball and was named District 6 AAAAA Pitcher of the Year as a senior.

SOUL FOOD: Nickname: Red. Favorite food: Steak and potatoes. Favorite Athletes Growing Up: Michael Jordan and Troy Aikman. Favorite movies: Jaws, Goodfellas and Anchorman. In his spare time he enjoys working out and spending time with family and friends.

CAREER TRANSACTIONS:

2009 Finished playing at Miami (OH) University

2010-2011 Dallas Vigilantes (AFL)

2012 Philadelphia Soul

PASSING

YEAR	TEAM	GP	COMP	ATT	%	YDS	TD	INT	QB RAT.
2010	DAL	2	31	46	67.4	442	10	1	128.8
2011	DAL	18	360	557	64.6	4741	90	17	118.27
2012	PHL	18	362	540	67.0	4790	115	18	120.6
2013	PHL	18	390	573	68.1	4699	96	14	122.37
2014	PHL	18	363	562	64.6	4328	85	18	112.46
2015	PHL	18	411	620	66.3	4995	119	12	122.41
TOTAL		92	1917	2898	66.1	23995	515	80	119.79

RECEIVING

Year	Team	RCV	YDS	AVG	TD
2011	DAL	1	21	21.0	1
TOTAL		1	21	21.0	1

RUSHING

Year	Team	ATT	YDS	AVG	TD
2010	DAL	2	-2	-1.0	0
2011	DAL	15	8	-2.2	0
2012	PHL	13	-6	-0.2	2
2013	PHL	9	-18	-2.0	0
2014	PHL	5	17	3.4	0
2015	PHL	3	15	7.0	1
TOTAL		47	14	5.0	3

DEFENSIVE

YEAR	TEAM	TACK	ASST	SACKS	PB	FF	FR	BLK	INT	YDS	TDS
2011	DAL	0	0	0.0	0	0	1	0	0	0	0
2013	PHL	2	0	0.0	0	0	0	0	0	0	0
TOTAL		2	0	0.0	0	0	1	0	0	0	0

DARIUS REYNOLDS (WR • 7)

HT: 6'2 | WT: 205 | COLLEGE: IOWA STATE

BIRTHDAY: APR 4, 1989 | AGE: 26 | EXP: 4

AFL EXPERIENCE: Earned Second Team All-Arena honors after setting career-highs with 126 catches for 1,884 yards and 39 touchdowns in 18 games with the Iowa Barnstormers (2014) Caught 48 receptions for 647 yards and 15 touchdowns in 12 games with the Iowa Barnstormers (2013). Caught three passes for 63 yards and a touchdown as a rookie with the Iowa Barnstormers (2012).

COLLEGE: Led the Cyclones with 43 receptions for 695 yards and seven touchdowns as a senior in 2011.

PERSONAL: Studied Communications at Iowa State University. Most influenced in life by his mother, brother, and son. His goal in life is to show his son the world and to always be there for his special moments.

SOUL FOOD: Nickname: Money. Favorite TV Show: Family Guy. Favorite Musical Group: Futuristic and Davon Terrel. Favorite Food: Chicken wings. Favorite Sports Team Growing Up: San Francisco 49ers, and Virginia Tech. Favorite Song to Sing in the Shower: Moment 4 Life by Nicki Minaj.

CAREER TRANSACTIONS:

2011 Finished playing at Iowa State

2012-14 Iowa Barnstormers (AFL)

2015 San Jose SaberCats (AFL)

2016 Philadelphia Soul



RECEIVING

Year	Team	RCV	YDS	AVG	TD
2012	IWA	3	63	21.0	1
2013	IWA	47	619	13.5	15
2014	IWA	126	1885	15.0	39
2015	SJS	49	561	12.1	11
TOTAL		225	3128	15.4	66

RUSHING

Year	Team	ATT	YDS	AVG	TD
2012	IWA	1	2	2.0	1
2013	IWA	3	6	2.0	0
2014	IWA	14	18	1.3	8
2015	SJS	17	9	1.4	4
TOTAL		35	35	1.6	13

RETURNS

Year	Team	NO	YDS	AVG	TD	LONG
2014	IWA	14	154	11.8	0	23
2015	SJS	1	0	1.0	0	0
TOTAL		15	154	6.4	0	23

PASSING

YEAR	TEAM	GP	COMP	ATT	%	YDS	TD	INT	QB RAT.
2013	IWA	12	0	1	0.0	0	0	1	0.00
2014	IWA	18	1	2	50.0	6	0	0	56.25
TOTAL			1	3	50.0	6	0	1	56.25

DEFENSIVE

YEAR	TEAM	TACK	ASST	SACKS	PB	FF	FR	BLK	INT	YDS	TDS
2012	IWA	2	0	0.0	0	0	0	0	0	0	0
2013	IWA	9	6	0.0	0	0	2	0	0	0	0
2014	IWA	5	1	0.0	0	1	0	0	0	0	0
2015	SJS	11	1	0.0	0	0	0	0	0	0	0
TOTAL		27	8	0.0	0	1	2	0	0	0	0

JERAMIE RICHARDSON (FB • 3)

HT: 6'1 | WT: 270 | COLLEGE: ANGELO STATE

BIRTHDAY: JAN 16, 1983 | AGE: 33 | EXP: 4

AFL EXPERIENCE: 2015: Richardson tallied 21.5 tackles and one sack to go along with seven rushing touchdowns in 15 games with the Cleveland Gladiators (2015). He logged 29 tackles and five sacks in 17 games with the San Antonio Talons (2014). He rushed 18 times for 32 yards and four touchdowns splitting time between the Orlando Predators and New Orleans VooDoo (2013). He played in 16 games as a fullback and defensive lineman for the Cleveland Gladiators. He also rushed for 40 yards and 14 touchdowns, and recorded 20.5 tackles and 1.5 sacks on defense (2012). Richardson recorded 5.5 tackles, one fumble recovery and two pass breakups in one game with the Utah Blaze (2011).

PERSONAL: Studied at Angelo State in Texas. Most influenced in life by his grandfather. His goal in life is to be a great father.

SOUL FOOD: Nickname: J Rich. Favorite TV Show: Sportscenter. Favorite Musical Group: Mr. Joshay. Favorite Food: Italian. Favorite Sports Team Growing Up: Dallas Cowboys and San Antonio Spurs.

CAREER TRANSACTIONS:

2009 Finished playing at Angelo State

2011 Utah Blaze (AFL)

2012 Cleveland Gladiators (AFL)

2013 Orlando Predators/New Orleans VooDoo (AFL)

2015 Cleveland Gladiators (AFL)

2016 Philadelphia Soul



RUSHING

Year	Team	ATT	YDS	AVG	TD
2012	CLE	22	40	1.8	14
2013	ORL	7	6	0.9	2
2015	CLE	28	28	3.3	7
TOTAL		57	139	2.0	23

RECEIVING

Year	Team	RCV	YDS	AVG	TD
2013	ORL	4	22	0.9	0
2015	CLE	2	17	3.3	0
TOTAL		6	39	2.1	0

DEFENSIVE

YEAR	TEAM	TACK	ASST	SACKS	PB	FF	FR	BLK	INT	YDS	TDS
2012	CLE	15	11	1.5	1	0	1	0	0	0	0
2013	ORL	2	2	0.0	0	0	1	0	0	0	0
2014	SA	19	20	5.0	3	0	0	5	0	0	0
2015	CLE	18	7	1.0	1	2	0	0	0	0	0
TOTAL		54	40	7.5	5	2	2	5	0	0	0

PRECHAE RODRIGUEZ (WR)

HT: 6'4 | WT: 215 | COLLEGE: AUBURN

BIRTHDAY: JAN 21, 1985 | AGE: 30 | EXP: 4

AFL EXPERIENCE: Played for the Jacksonville Sharks recording 14 catches for 157 yards and four touchdowns in five games last season (2015). Caught 85 passes for 1,138 yards and 32 touchdowns in 10 games for the Pittsburgh Power (2014). Set a single season franchise record for the Orlando Predators with 41 touchdown receptions on 119 catches and 1,614 yards. Set a rookie franchise record with 1,653 yards and 32 touchdowns for the Tampa Bay Storm (2008).



OTHER PRO EXPERIENCE: Played in the CFL for four seasons from 2008-2011. Had stints with the Montreal Alouettes, Edmonton Eskimos, and Toronto Argonauts in his final season in the CFL (2011). Recorded 30 receptions for 376 yards and two touchdowns with the Saskatchewan Roughriders (2010). Played two seasons with the Hamilton Tigercats, totaling 115 receptions, 1,594 yards and 10 touchdowns. Awarded rookie of the year honors in 2008.

COLLEGE: In three seasons with the Auburn Tigers, hauled in 38 passes for 530 yards and two touchdowns (2005-2007). Also found the end-zone on one of his two career rushing attempts, totaling 17 career rushing yards. Started collegiate career at Coffeyville Junior College where he earned Second Team All-Jayhawk honors before transferring to Auburn.

PERSONAL: Majored in Sociology at Auburn University.

SOUL FOOD: Nickname: BigPlay Prechae. Favorite food: Chicken. Favorite musical group: Outkast. Favorite sports team growing up: Tampa Bay Buccaneers. Greatest moment in sports: Winning three straight Super Bowls in youth football.

CAREER TRANSACTIONS:

2007 Finished playing at Auburn University

2008 Hamilton Tiger Cats

2011 Montreal Alouettes

2011 Edmonton Eskimos

2011 Toronto Argonauts

2012 Tampa Bay Storm

2013 Orlando Predators

2014 Pittsburgh Power

2015 Jacksonville Sharks

2016 Philadelphia Soul

RECEIVING

Year	Team	RCV	YDS	AVG	TD
2012	TPA	125	1653	13.2	32
2013	ORL	119	1578	13.6	40
2014	PIT	85	1138	13.4	32
2015	JAX	14	157	11.2	4
TOTAL		343	4526	12.9	108

RECEIVING

Year	Team	RCV	YDS	AVG	TD
2012	TPA	125	1653	13.2	32
2013	ORL	119	1578	13.6	40
2014	PIT	85	1138	13.4	32
2015	JAX	14	157	11.2	4
TOTAL		343	4526	12.9	108

RETURNS

Year	Team	NO	YDS	AVG	TD	LONG
2012	TPA	1	5	5.0	0	5
2013	ORL	1	4	4.0	0	4
2014	PIT	1	-8	-8.0	0	-8
TOTAL		3	1	1.0	0	5

DEFENSIVE

YEAR	TEAM	TACK	ASST	SACKS	PB	FF	FR	BLK	INT	YDS	TDS
2012	TPA	6	0	0.0	0	0	0	0	0	0	0
2013	ORL	3	1	0.0	0	0	0	0	0	0	0
2014	PIT	2	0	0.0	0	0	0	0	0	0	0
2015	JAX	3	1	0.0	0	0	0	0	0	0	0
TOTAL		14	2	0.0	0	0	0	0	0	0	0

JAMES ROMAIN (DB • 25)

HT: 5'11 | WT: 175 | COLLEGE: DELAWARE ST.

BIRTHDAY: AUG 6, 1987 | AGE: 27 | EXP: 3

SOUL 2015 SEASON: Named First Team All-Arena after collecting 69 tackles and 10 interceptions.

AFL EXPERIENCE: In his rookie season with the Soul (2013), recorded 35 tackles, 15 assisted in 15 games played. Also assisted the team with 3 interceptions, 62 yards and 1 defensive touchdown. In 2014, he recorded 75 tackles, 16 assisted for the Soul. He caught 5 interceptions for 90 yards and 2 defensive touchdowns.

OTHER PRO EXPERIENCE: IFL Green Bay Blizzards (2012), IFL Fairbanks Grizzlies (2011) Runner up for Rookie of the Year and First Team IFL.

COLLEGE EXPERIENCE: He was named Delaware State's Defensive Most Valuable Player as a senior and finished with 47 tackles, 20 passes defended, 13 passes broken up and four interceptions. At Junior College (Hudson Valley CC) he got First Team All-American (2005).

PERSONAL: Received an Associates degree from Hudson Valley Community College in Social Science and his Bachelors degree from Delaware State University in Mass Communications Broadcast. His biggest influences in his life are his mother, Delaware State Coach Al Lavan, his younger brother and sister, and two nephews.

SOUL FOOD: Nickname: Jae-Ro. Enjoys hanging out with friends and playing video games. Favorite TV Show: Martin, Dave Chappelle Show, and Sports Center. Favorite Artist: is Jay-Z. Favorite Food: Curry Chicken with white rice and potatoes. Favorite Sports Team Growing up: Dallas Cowboys. Best Player He Ever Played Against: Joe Flacco. Best Non-Athletic Talent: drawing.

CAREER TRANSACTIONS:

2008 Finished playing at Delaware State University

2011 Fairbanks Grizzlies (IFL)

2012 Green Bay Blizzard (IFL)


2013 Philadelphia Soul

DEFENSIVE

YEAR	TEAM	TACK	ASST	SACKS	PB	FF	FR	BLK	INT	YDS	TDS
2013	PHL	35	15	0.0	19	3	0	0	3	62	1
2014	PHL	75	16	0.0	18	2	4	0	5	90	2
2015	PHL	66	10	0.0	29	3	0	0	10	99	1
TOTAL		176	41	0.0	66	8	4	0	18	251	4

RETURNS

Year	Team	NO	YDS	AVG	TD	LONG
2013	PHL	9	162	18.0	1	55
2014	PHL	10	164	16.4	1	58
2015	PHL	20	351	17.5	0	40
TOTAL		39	677	17.3	2	58



ADAM SMITH (OL • 76)

HT: 6'5 | WT: 320 | COLLEGE: WESTERN KENTUCKY

BIRTHDAY: APR 9, 1990 | AGE: 25 | EXP: 2

2015 SOUL SEASON: Recorded 14 receptions, for 114 yards and 9 touchdowns.

AFL EXPERIENCE: Recorded 9 receptions, for 74 yards and 3 touchdowns in 2014.

PERSONAL: Majored in Construction Management at Western Kentucky University. The person who has influenced him most in life is his grandfather. His goal in life is to play in the NFL.



SOUL FOOD: Favorite Food: Deer. Favorite TV Show: Friends. Favorite Musical Group: Hank Williams Jr. Favorite Song to Sing in the Shower: Country Boy Can Survive. Favorite Sports Team Growing Up: Tennessee Titans. His nickname is Big Country. Hobbies: Hunting and fishing. His Best Non-Athletic Talent: Hunting. Greatest Moment in Sports: Starting in his first college football game. Greatest Moment in Life: Marrying his wife.

CAREER TRANSACTIONS:

2013 Finished playing at Western Kentucky

2014 Philadelphia Soul

DEFENSIVE

YEAR	TEAM	TACK	ASST	SACKS	PB	FF	FR	BLK	INT	YDS	TDS
2014	PHL	1	0	0.0	0	0	0	0	0	0	0
2015	PHL	3	0	0.0	0	0	0	0	0	0	0
TOTAL		4	0	0.0	0	0	0	0	0	0	0

RECEIVING

Year	Team	RCV	YDS	AVG	TD
2014	PHL	9	74	8.2	3
2015	PHL	14	114	8.1	9
TOTAL		23	189	8.1	12

LARICO STEVENSON (DB • 23)

HT: 5'11 | WT: 205 | COLLEGE: WEST GEORGIA

BIRTHDAY: AUG 22, 1984 | AGE: 30 | EXP: 6



SOUL 2015 Season: Recorded 82 tackles, and five interceptions for the 2015 Soul season.

AFL EXPERIENCE: Recorded 48 tackles, nine assisted and one interception for the 2014 Soul season. Also tallied 21 kick returns for 353 yards and one return for touchdown. Led the team in kick returns for the 2013 season with 35 returns for 449 yards. Defensively recorded 64 tackles, 20 assisted and a personal high of 7 interceptions in a season. Recorded 20 total tackles and 2 interceptions in the 6 games played with the Soul (2012). Pittsburgh Power (2012) recorded 27 tackles, 12 assists, five pass breakups and 2 interceptions, Pittsburgh Power (2011) recorded 38 tackles, 8 pass breakups and one interception, New Orleans VooDoo (2011), Tulsa Talons (2010) recorded 57 tackles, 16 assists and 2 interceptions.

PERSONAL: Graduated from West Georgia with a Computer Science degree. Biggest influence in his life is his Father. Goal in life is to succeed at everything he does by working hard and not taking anything for granted.

SOUL FOOD: Nickname: Rocko. Favorite TV Show: Martin Lawrence Show. Favorite Artists: Future, 2 Chainz, and Yo-Gotti. Favorite Food: "Everything". Best Non-Athletic Talent: Cooking. Enjoys playing basketball, shopping, fishing, hunting and watching movies. Favorite Sports Teams Growing Up: Tampa Bay Buccaneers, Memphis Grizzlies and the Los Angeles Lakers. Best player he has ever played against: Derrick Rose. Favorite Aspect of the AFL: Playing with the guys and battling day in and day out.

CAREER TRANSACTIONS:

2007 Finished playing at University of West Georgia

2010 Tulsa Talons (AFL)

2011 New Orleans VooDoo (AFL)

2011-2012 Pittsburgh Power (AFL)

2012 Philadelphia Soul

DEFENSIVE

YEAR	TEAM	TACK	ASST	SACKS	PB	FF	FR	BLK	INT	YDS	TDS
2010	TUL	57	16	0.0	6	0	0	0	2	4	0
2011	PIT	38	7	0.0	8	0	2	0	1	8	0
2012	NOV	1	1	0.0	0	0	0	0	0	0	0
2012	PIT	27	12	0.0	5	1	0	0	2	13	0
2013	PHL	63	20	0.0	12	2	3	0	7	72	0
2014	PHL	48	9	0.0	6	1	0	0	1	0	0
2015	PHL	78	8	0.0	5	0	1	0	4	45	0
TOTAL		331	75	0.0	44	5	8	0	19	146	0

RETURNS

Year	Team	NO	YDS	AVG	TD	LONG
2010	TUL	5	37	7.4	1	-
2011	PIT	1	7	7.0	0	7
2013	PHL	35	451	12.8	0	26
2014	PHL	21	353	16.9	1	57
2015	PHL	44	801	18.2	0	40
TOTAL		106	1649	12.5	2	57

RECEIVING

Year	Team	RCV	YDS	AVG	TD
2010	TUL	2	16	8	0
Total		2	16	8	0

NEAL TIVIS (OL • 77)

HT: 6'5 | WT: 320 | COLLEGE: ABILENE CHRISTIAN

BIRTHDAY: NOV 18, 1988 | AGE: 26 | EXP: 3

AFL EXPERIENCE: Started 17 games along the offensive line for the Philadelphia Soul in 2015. Saw action in 10 games with the Utah Blaze in 2013.

COLLEGE: Earned All-Lone Star Conference honors as a junior and senior at Abilene Christian.

PERSONAL: Studied Business Management at Abilene Christian University. Biggest influence in life is his father. Favorite part of the AFL experience is that it's more personal- between fans, coaches, owners and players.

SOUL FOOD: Favorite TV Show: Big Bang Theory. Favorite Food: Fried Crappie. Favorite Sports Team Growing Up: Dallas Cowboys. Hobbies: Building, fishing and playing video games.

CAREER TRANSACTIONS:

2011 Finished playing at Abilene Christian

2011-12 Utah Blaze (AFL)

2014 Philadelphia Soul

RECEIVING

Year	Team	RCV	YDS	AVG	TD
2013	Utah	1	9	9.0	0
2015	PHL	2	12	6.0	0
TOTAL		3	21	7.5	0



WAYNE TRIBUE (OL • 69)

HT: 6'3 | WT: 330 | COLLEGE: TEMPLE

BIRTHDAY: APR 30, 1990 | AGE: 25 | EXP: 2

AFL EXPERIENCE: Appeared in seven games for the Jacksonville Sharks (2015). Earned Second Team All-Arena honors as an offensive lineman with the Philadelphia Soul. Appeared in 15 games as a rookie (2014).

PRO EXPERIENCE: Tribue has been on the Denver Broncos (2012), New Orleans Saints (2012), San Francisco 49ers (2013), and Dallas Cowboys (2014).

COLLEGE: Played in 49 games over four seasons with the Temple Owls. Started all 13 games at right guard as a senior in 2011.

PERSONAL: Studied Biochemistry at Temple University. Most influenced in life by his parents.

SOUL FOOD: Nickname: Pudding. Favorite TV Show: King of the Hill. Favorite Musical Group: The Roots. Favorite Food: Hunan Shrimp. Favorite Sports Team Growing Up: Denver Broncos.

CAREER TRANSACTIONS:

2011 Finished playing at Temple

2012 Denver Broncos/New Orleans Saints (NFL)

2013 San Francisco 49ers (NFL)

2014 Philadelphia Soul (AFL)

2015 Jacksonville Sharks (AFL)

2016 Philadelphia Soul

DEFENSIVE

YEAR	TEAM	TACK	ASST	SACKS	PB	FF	FR	BLK	INT	YDS	TDS
2014	PHL	1	2	0.0	0	0	0	0	0	0	0
TOTAL		1	2	0.0	0	0	0	0	0	0	0

RECEIVING

Year	Team	RCV	YDS	AVG	TD
2014	PHL	3	19	6.3	2
TOTAL		3	19	6.3	2



CHRISTIAN WISE (DB)

HT: 6'1 | WT: 180 | COLLEGE: CLARK ATLANTA

BIRTHDAY: SEP 12, 1985 | AGE: 30 | EXP: 5V

AFL EXPERIENCE: Recorded 21 passes for 251 yards and five touchdowns as a receiver. He recorded 18.5 tackles and an interception as a defensive back with the Pittsburgh Power (2013). Recorded 15.5 tackles and three interceptions splitting time between the Kansas City Command and Pittsburgh Power (2012). Recorded 16 passes for 248 yards and four touchdowns with the Kansas City Command (2011). Recorded 10 passes for 126 yards and three touchdowns as a rookie with the Bosier-Shreveport Battle Wings (2010).

COLLEGE: Played one season at Clark Atlanta.

PERSONAL: Attended Clark Atlanta. Most influenced in life by his mother. His goal in life is to play in the NFL and to be the best father to his child.

SOUL FOOD: Nickname: C-Wise or Big Hollywood. Favorite Food: Thai. Favorite Sports Team Growing Up: New York Giants. Greatest Moment Outside Sports: Birth of his daughter.

CAREER TRANSACTIONS:

2010 Bosier-Shreveport Battle Wings (AFL)

2011 Kansas City Command (AFL)

2012 Kansas City Command/ Pittsburgh Power (AFL)

2013 Pittsburgh Power (AFL)

2015 Philadelphia Soul



DEFENSIVE

YEAR	TEAM	TACK	ASST	SACKS	PB	FF	FR	BLK	INT	YDS	TDS
2010	BOS	4	2	0.0	0	0	0	0	0	0	0
2011	KC	2	6	0.0	0	0	1	0	0	0	0
2012	KC	1	0	0.0	0	0	0	0	0	0	0
2012	PIT	12	5	0.0	5	1	0	0	3	50	0
2013	PIT	17	3	0.0	4	0	0	0	1	0	0
2014	CLE	1	0	0.0	0	0	0	0	1	0	0
2015	SPO	12	5	0.0	4	0	1	0	0	0	0
TOTAL		49	21	0.0	13	1	2	0	5	50	0

RECEIVING

Year	Team	RCV	YDS	AVG	TD
2010	BOS	10	126	12.6	3
2011	KC	16	248	15.5	4
2012	PIT	8	104	13.0	3
2012	KC	4	89	22.2	2
2013	PIT	21	251	12.0	5
2015	SPO	3	87	29.0	2
TOTAL		62	905	14.6	19

RETURNS

Year	Team	NO	YDS	AVG	TD	LONG
2010	BOS	7	62	-	0	-
2011	KC	34	599	17.5	1	54
2012	KC	7	103	14.7	0	18
2014	CLE	8	131	16.4	0	23
2015	SPO	1	13	13.0	0	13
TOTAL		57	908	15.4	1	54

RUSHING

Year	Team	ATT	YDS	AVG	TD
2010	BOS	2	6	-	0
2011	KC	2	2	1.0	1
2013	PIT	2	-9	-4.5	0
TOTAL		6	-1	-3.5	0



On July 10, 2003, the AFL's Board of Directors approved the application to establish the Philadelphia Soul to majority owners Jon Bon Jovi and Craig Spencer and minority owners Ron Jaworski, Richie Sambora and Leo Carlin Jr., in front of the Wells Fargo Center, formerly known as the Wachovia Center.

The Soul entered their inaugural season in 2004, led by Head Coach Mike Trigg. In the season opener, the team hosted the New Orleans VooDoo. Although the game was competitive, the Soul lost the matchup 42-34. Throughout the opening season, the Soul were able to attract a league-high 16,851 people per game at the Wachovia Spectrum, including six sell-out games. The Soul also led the AFL in merchandise sales and sponsorship numbers. Unfortunately, the Soul missed the playoffs finishing the season 5-11.

During the 2005 season, the Soul acquired QB Tony Graziani, giving him the largest contract in AFL history. The Soul started off the season 2-3 before dismissing Head Coach Mike Trigg and assigning James Fuller as the interim head coach. The Soul finished the 2005 season with a record of 6-10.

Under the leadership of defensive-minded Head Coach Bret Munsey, the Soul advanced to the team's first playoff appearance in franchise history in 2006. In the Wild Card Round, the Soul defeated the Austin Wranglers, 52-35 in Austin, TX. Unfortunately, the Soul fell short in the Divisional Round against the Orlando Predators, losing 31-27.

The Soul started the 2007 season 4-0 before losing six in a row and finishing the season 8-8. Graziani led the Soul in a Week 16 win to put the Soul in the playoffs for the second straight year and second time franchise history. The Soul hosted their first playoff game in the first round against the Orlando Predators in a 41-26 win. The Soul traveled to Atlanta the following week, losing to the Georgia Force 65-39 in the Divisional Round. For the 2007 season, the Soul was awarded the Commissioner's Award for Most Outstanding Organization.

The 2008 season was led by QB Matt D'Orazio, who stepped in for an injured Tony Graziani and led the Soul to a 13-3 record and a first round bye in the postseason. The Soul defeated the Cleveland Gladiators in the Divisional Round to earn their first trip to the Championship. The Soul knocked off the San Jose SaberCats in the Virgin Mobile ArenaBowl XXII, 59-56, to earn their first championship in franchise history. D'Orazio was named the ArenaBowl MVP in the Championship victory.

The AFL was suspended in 2009 and the Soul did not participate in the 2010 season. The Soul accepted an offer from the AFL to re-join the League during the 2010 season. This time, the ownership group changed to majority owners, Ron Jaworski and Craig Spencer, with minority owners Pete Ciarrocchi, Cosmo DeNicola and Marty Judge.



The 2011 season was led by Head Coach Mike Hohensee. The Soul finished the season with a 6-11 record. The team was the first professional Philadelphia sports team to hold practice on Market Street. The Soul also won first place in the League's yearly awards for the following categories: Best Radio Commercial, Best TV Commercial, Best Mascot, Best Merchandise Item, Best Photo, Best Website and Best Media Guide.

The 2012 season was a historic, record-breaking season for the Soul. Led by two-time AFL Coach of the Year and NFL veteran, Doug Plank, the team was first in the AFL in scoring, rushing offense and turnover margin. The off-season also consisted of large signings by the Soul: Receiver of the Year, Tiger Jones; DB Rayshaun Kizer; WR Donovan Morgan; DL Bryan Robinson; DB Micheaux Robinson and FB Derrick Ross.

The team ended its 2012 season with a league best, 15-3 record. The Soul defeated the New Orleans VooDoo, 66-53 in the Wild Card Round. The following week, the Soul crushed the Jacksonville Sharks, 89-34, advancing to their second ArenaBowl in franchise history. The Soul traveled to New Orleans to face the Arizona Rattlers in ArenaBowl XXV. The Soul lost to the Rattlers, 72-54. QB Dan Raudabaugh, FB Derrick Ross and WR Tiger Jones all set franchise and league records for their individual statistics throughout the season.

The Back-to-Back American Conference Champion Philadelphia Soul entered the 2013 season announcing the promotion of AFL Hall of Fame QB and Offensive Coordinator, Clint Dolezel to head coach. The team was led by All-Arena performers: OL Brennan Carvalho, OL Christian Johnson, WR Tiger Jones, FB Derrick Ross, DL Bryan Robinson, DB Rayshaun Kizer and K Carlos Martinez to their second consecutive American Conference Championship and their third ArenaBowl appearance in franchise history.

The team finished the 2014 season 9-9, clinching a spot in the playoffs. The Soul did not make it past the first round, falling to the Cleveland Gladiators. Dan Raudabaugh set franchise records for both passing yards and passing touchdowns. FB Derrick Ross broke both league and franchise records. Ross was a candidate for Offensive Player of the Year. DL Teddy Jennings also recorded the most sacks in a single game for the Soul.

During the 2015 season, the team won their first 10 home games and earned a spot in the playoffs. The Soul fell to the Jacksonville Sharks in the American Conference Championship. The team finished the season 16-4. The Soul took home many postseason awards including: Marcum-Moss Coach of the Year, Clint Dolzel; Executive of the Year, COO John Adams; Kicker of the Year, Tommy Frevert; Offensive Lineman of the Year, Shannon Breen and Offensive Player of the Year/League MVP, Dan Raudabaugh. Team All-Arena award winners included: Tommy Frevert, Shannon Breen, Dan Raudabaugh, Adam Smith, Tommy Taggart, Marco Thomas, James Romain and Bryan Robinson.

YEARLY BREAKDOWNS - 2004

FINAL STANDINGS - NATIONAL / EASTERN

TEAM	W	L	PCT.	PF	PA	HOME	AWAY	DIV	CONF
New York	9	7	.562	849	770	5-3	4-4	5-3	7-4
Carolina	6	10	.375	735	868	3-5	3-5	4-4	5-8
Dallas	6	10	.375	782	855	3-5	3-5	4-4	4-7
Columbus	6	10	.375	791	862	3-5	3-5	3-5	4-8
Philadelphia	5	11	.312	737	796	4-4	1-7	4-4	4-7

TEAM STATS

	PHI	OPP
SCORING	737	796
Points Per Game	46.1	49.8
FIRST DOWNS	284	304
Rushing	44	42
Passing	186	209
Penalty	54	53
RUSHING YARDAGE	313	293
Yards gained rushing	338	328
Yards lost rushing	25	35
Rushing Attempts	124	131
Average Per Rush	2.5	2.2
Average Per Game	19.6	18.3
TDs Rushing	29	32
PASSING YARDAGE	3649	4107
Att-Comp-Int	524-301-21	533-316-6
Average Per Pass	7.0	7.7
Average Per Catch	12.1	13.0
Average Per Game	228.1	256.7
TDs Passing	68	70
TOTAL OFFENSE	3962	4400
Total Plays	660	676
Average Per Play	6.0	6.5
Average Per Game	247.6	275.0
KICK RETURNS: #-YARDS	94-1707	85-1353
FG RETURNS: #-YARDS	12-262	11-263
INT RETURNS: #-YARDS	6-37	21-297
KICK RETURN AVERAGE	18.2	15.9
FG RETURN AVERAGE	21.8	23.9
INT RETURN AVERAGE	6.2	14.1
FUMBLES-LOST	23-14	17-11
PENALTIES-YARDS	114-691	155-990
Average Per Game	43.2	61.9
TIME OF POSSESSION/GAME	29:15	30:43
3RD-DOWN CONVERSIONS	46/99	51/110
3rd-Down Pct	46%	46%
4TH-DOWN CONVERSIONS	8/18	10/19
4th-Down Pct	44%	53%
SACKS BY-YARDS	12-65	12-58
MISC YARDS	19	26
TOUCHDOWNS SCORED	103	111
FIELD GOALS-ATTEMPTS	13-31	9-33
4-point drop-kick FGs	0-0	0-0
PAT-ATTEMPTS	66-89	87-106
2-point drop-kick PATs	0-0	0-0
ATTENDANCE	134815	101270
Games/Avg Per Game	8/16852	8/12659

SCORE BY QUARTER

	1ST	2ND	3RD	4TH	TOTAL
PHILADELPHIA	138	228	122	249	737
Opponents	153	266	154	223	796

YEARLY BREAKDOWNS - 2004

RUSHING	GP	ATT	GAIN	LOSS	NET	AVG	TD	LONG	AVG/G
Chris Ryan	16	53	139	5	134	2.5	16	12	8.4
Travis McDonald	12	23	59	3	56	2.4	3	12	4.7
Marlion Jackson	4	14	48	5	43	3.1	2	20	10.8
Ricky Ross	12	8	30	6	24	3.0	3	19	2.0
Tyronne Jones	15	7	26	3	23	3.3	1	5	1.5
Derin Graham	13	5	15	0	15	3.0	2	8	1.2
Nick Browder	10	10	9	3	6	0.6	2	2	0.6
Tim Levcik	2	1	6	0	6	6.0	0	6	3.0
Todd Hammel	15	3	4	0	4	1.3	0	2	0.3
Joe Jackson	11	0	2	0	2	0.0	0	0	0.2
Total	16	124	338	25	313	2.5	29	20	19.6
Opponents	16	131	328	35	293	2.2	32	28	18.3

PASSING	GP	RATING	ATT-CMP-INT	PCT	YDS	TD	LONG	AVG/G
Nick Browder	10	100.59	243-145-7	59.7	1685	31	41	168.5
Todd Hammel	15	98.15	247-143-12	57.9	1875	36	45	125.0
Tim Levcik	2	41.11	30-13-2	43.3	161	1	48	80.5
Tyronne Jones	15	39.58	1-0-0	0.0	0	0	0	0.0
Ken Hinsley	16	39.58	2-0-0	0.0	0	0	0	0.0
Total	16	95.46	523-301-21	57.6	3721	68	48	232.6
Opponents	16	112.25	533-316-6	59.3	4172	70	48	260.8

RECEIVING	GP	REC	YDS	AVG	TD	LONG	AVG/G
Tyronne Jones	15	76	1000	13.2	18	48	66.7
Ricky Ross	12	57	756	13.3	16	41	63.0
Sean Scott	12	56	720	12.9	16	41	60.0
Derin Graham	13	37	390	10.5	3	40	30.0
Chris Ryan	16	14	179	12.8	5	25	11.2
Keita Crespina	12	8	166	20.8	1	42	13.8
Gary Compton	4	13	139	10.7	1	22	34.8
Kenneth Solomon	2	11	111	10.1	3	20	55.5
Marlion Jackson	4	7	80	11.4	4	27	20.0
Terrell Adams	4	6	70	11.7	0	25	17.5
Terrill Shaw	2	8	48	6.0	1	12	24.0
Dwayne Missouri	15	2	32	16.0	0	19	2.1
Travis McDonald	12	2	13	6.5	0	11	1.1
Dashane Dennis	3	1	9	9.0	0	9	3.0
J'sharon Jones	6	1	6	6.0	0	6	1.0
Travis Seaton	14	1	5	5.0	0	5	0.4
Totals	16	301	3721	12.4	68	48	232.6
Opponents	16	316	4172	13.2	70	48	260.8

FIELD GOALS	FGM-FGA	PCT	01-19	20-29	30-39	40-49	50-99	LONG	BLK
Ken Hinsley	13-31	41.9	0-0	5-8	2-4	4-8	2-11	52	4

FG RETURNS	RET	YDS	AVG	TD	LONG
Tyronne Jones	8	203	25.4	2	54
Ricky Ross	2	36	18.0	0	30
Keita Crespina	1	10	10.0	0	10
Deauntae Brown	1	17	17.0	0	17
Totals	12	262	21.8	2	54
Opponents	11	263	23.9	0	50

TOTAL OFFENSE	GP	PLAYS	RUSH	PASS	TOTAL	AVG/G
Todd Hammel	15	250	4	1875	1879	125.3
Nick Browder	10	253	6	1685	1691	169.1
Tim Levcik	2	31	6	161	167	83.5
Chris Ryan	16	53	134	0	134	8.4
Travis McDonald	12	23	56	0	56	4.7
Marlion Jackson	4	14	43	0	43	10.8
Ricky Ross	12	8	24	0	24	2.0
Tyronne Jones	15	8	23	0	23	1.5
Derin Graham	13	5	15	0	15	1.2
Joe Jackson	11	0	2	0	2	0.2
Ken Hinsley	16	2	0	0	0	0.0
Totals	305	647	313	3721	4034	252.1
Opponents	318	664	293	4172	4465	279.1

ALL PURPOSE	GP	RUSH	REC	FG	KOR	IR	TOTAL	AVG/G
Tyronne Jones	15	23	1000	203	829	0	2055	137.0
Ricky Ross	12	24	756	36	587	0	1403	116.9
Sean Scott	12	0	720	0	8	0	728	60.7
Derin Graham	13	15	390	-4	219	0	620	47.7
Chris Ryan	16	134	179	0	0	0	313	19.6
Keita Crespina	12	0	166	10	23	0	199	16.6
Gary Compton	4	0	139	0	0	17	156	39.0
Marlion Jackson	4	43	80	0	0	0	123	30.8
Kenneth Solomon	2	0	111	0	0	0	111	55.5
Terrell Adams	4	0	70	0	8	0	78	19.5
Travis McDonald	12	56	13	0	0	0	69	5.8
Terrill Shaw	2	0	48	0	-1	0	47	23.5
Deauntae Brown	14	0	0	17	0	20	37	2.6
Dwayne Missouri	15	0	32	0	2	0	34	2.3
Travis Seaton	14	0	5	0	14	0	19	1.4
Joseph Todd	14	0	0	0	10	0	10	0.7
Dashane Dennis	3	0	9	0	0	0	9	3.0
Nick Browder	10	6	0	0	0	0	6	0.6
J'sharon Jones	6	0	6	0	0	0	6	1.0
Tim Levcik	2	6	0	0	0	0	6	3.0
Cyron Brown	10	0	-3	0	8	0	5	0.5
Todd Hammel	15	4	0	0	0	0	4	0.3
Joe Jackson	11	2	0	0	0	0	2	0.2
Totals	16	313	3721	262	1707	37	6040	377.5
Opponents	16	293	4172	263	1353	297	6378	398.6

DEFENSE	GP	TACKLES SOLO	AST	TOT	TFL/YDS	SACKS NO-YDS
Deauntae Brown	14	64	25	76.5	0.5/1	0.0-0
Joseph Todd	14	65	21	75.5	1.0/3	0.0-0
Travis Seaton	14	36	11	41.5	1.0/22	0.0-0
Keita Crespina	12	22	8	26.0	0.0/0	0.0-0
Chris Ryan	16	17	10	22.0	3.5/13	2.0-7
J'Sharon Jones	6	21	1	21.5	0.5/1	0.0-0
Sean Scott	12	15	12	21.0	0.5/2	0.0-0
Dwayne Missouri	15	13	7	16.5	3.0/16	2.5-16
Eric Gohlstin	16	14	4	16.0	1.5/8	1.5-8
Ricky Ross	12	12	8	16.0	2.0/5	0.0-0
Travis McDonald	12	9	9	13.5	4.5/22	2.0-14
Winfield Garnett	10	9	7	12.5	3.0/6	2.0-4
Cyron Brown	10	9	2	10.0	0.0/0	0.0-0
Dashane Dennis	3	7	0	7.0	0.0/0	0.0-0
Joe Jackson	11	5	2	6.0	0.0/0	0.0-0

YEARLY BREAKDOWNS - 2004

DEFENSE (CONT)	GP	TACKLES SOLO	AST	TOT	TFL/YDS	SACKS NO-YDS
Marlion Jackson	4	5	2	6.0	1.0/1	0.0-0
Ken Hinsley	16	4	3	5.5	0.0/0	0.0-0
Gary Compton	4	4	1	4.5	0.0/0	0.0-0
Dwayne Sabb	9	3	3	4.5	0.0/0	0.0-0
Terrell Adams	4	4	1	4.5	0.0/0	0.0-0
Derin Graham	13	2	4	4.0	0.0/0	0.0-0
Tyronne Jones	15	3	1	3.5	0.0/0	0.0-0
Corey Mayfield	5	3	1	3.5	1.5/10	1.0-9
Patrick Scott	7	2	3	3.5	0.5/0	0.0-0
Donovan Arp	5	2	3	3.5	0.0/0	0.0-0
Michael Harrison	2	2	1	2.5	0.0/0	0.0-0
C.J. McLain	4	1	3	2.5	0.0/0	0.0-0
Todd Hammel	15	2	0	2.0	0.0/0	0.0-0
Terrill Shaw	2	2	0	2.0	0.0/0	0.0-0
Lance Clelland	8	1	2	2.0	0.0/0	0.0-0
Kenneth Solomon	2	1	1	1.5	0.0/0	0.0-0
Nick Browder	10	1	0	1.0	0.0/0	0.0-0
Nate Bell	1	1	0	1.0	0.0/0	0.0-0
Totals	16	361	156	439.0	24.0/110	11.0-58
Opponents	16	332	166	415.0	25.0/77	12.0-58

DEFENSE	GP	PASS DEF INT-YDS	BRUP	QBH	FUMBLES RCV-YDS	FF	BLKD KICK	SAF
Deauntae Brown	14	3-20	11	0	1-33	0	0	0
Joseph Todd	14	2-0	21	0	0-0	0	0	0
Travis Seaton	14	0-0	5	0	0-0	0	0	0
Keita Crespina	12	0-0	7	0	1-0	0	0	0
Chris Ryan	16	0-0	6	3	4-0	1	4	0
J'Sharlon Jones	6	0-0	6	0	0-0	0	0	0
Sean Scott	12	0-0	0	0	1-13	3	0	0
Dwayne Missouri	15	0-0	1	1	0-0	2	0	0
Eric Gohlstin	16	0-0	2	1	2-0	0	0	0
Ricky Ross	12	0-0	0	0	0-0	0	0	0
Travis McDonald	12	0-0	1	1	0-0	0	1	0
Winfield Garnett	10	0-0	0	1	0-0	1	0	0
Cyron Brown	10	0-0	0	3	0-0	0	0	0
Dashane Dennis	3	0-0	1	0	0-0	0	0	0
Joe Jackson	11	0-0	0	0	0-0	0	0	0
Marlion Jackson	4	0-0	0	0	0-0	1	0	0
Ken Hinsley	16	0-0	0	0	0-0	0	0	0
Gary Compton	4	1-17	2	0	0-0	1	0	0
Dwayne Sabb	9	0-0	0	0	0-0	0	0	0
Terrell Adams	4	0-0	1	0	0-0	0	0	0
Derin Graham	13	0-0	2	0	1-0	0	0	0
Tyronne Jones	15	0-0	0	0	0-0	0	0	0
Corey Mayfield	5	0-0	2	0	0-0	0	0	0
Patrick Scott	7	0-0	1	0	0-0	0	1	0
Donovan Arp	5	0-0	1	1	0-0	0	2	1
Michael Harrison	2	0-0	0	0	0-0	0	0	0
C.J. McLain	4	0-0	0	0	0-0	0	1	0
Todd Hammel	15	0-0	0	0	0-0	0	0	0
Terrill Shaw	2	0-0	0	0	0-0	0	0	0
Lance Clelland	8	0-0	0	0	0-0	0	0	0
Kenneth Solomon	2	0-0	0	0	0-0	0	0	0
Nick Browder	10	0-0	0	0	0-0	0	0	0
Nate Bell	1	0-0	0	0	0-0	0	0	0
Totals	16	6-37	70	11	10-46	9	9	1
Opponents	16	21-297	58	20	13-26	13	7	0

INTERCEPTIONS	NO.	YDS	AVG	TD	LONG
Deauntae Brown	3	20	6.7	0	17
Joseph Todd	2	0	0.0	0	0
Gary Compton	1	17	17.0	1	17
Totals	6	37	6.2	1	17
Opponents	21	297	14.1	5	50

KICK RETURNS	NO.	YDS	AVG	TD	LONG
Tyronne Jones	38	829	21.8	2	55
Ricky Ross	30	587	19.6	0	48
Derin Graham	12	219	18.3	0	53
Sean Scott	3	8	2.7	0	6
Travis Seaton	2	14	7.0	0	8
Dwayne Missouri	2	2	1.0	0	2
Keita Crespina	1	23	23.0	0	23
Joseph Todd	1	10	10.0	0	10
Terrell Adams	1	8	8.0	0	8
Cyron Brown	1	8	8.0	0	8
J'sharlon Jones	1	0	0.0	0	0
Totals	93	1707	18.4	2	55
Opponents	84	1353	16.1	0	34

FUMBLE RETURNS	NO.	YDS	AVG	TD	LONG
Deauntae Brown	1	33	33.0	0	33
Sean Scott	1	13	13.0	0	13
Eric Gohlstin	0	0	0.0	1	0
Totals	2	46	23.0	1	33
Opponents	6	26	4.3	4	12

SCORING	TD	FG	PAT KCK	RSH	RCV	PASS	2PT	SAF	PTS
Tyronne Jones	23	0-0	0-0	1-1	0	1-2	0	0	140
Chris Ryan	21	0-0	0-0	0-1	0	0-0	0	0	126
Ricky Ross	19	0-0	0-0	0-0	0	0-0	0	0	114
Ken Hinsley	0	13-31	66-89	0-0	0	1-4	0	0	105
Sean Scot	16	0-0	0-0	0-0	2	0-0	0	0	100
Marlion Jackson	6	0-0	0-0	0-0	0	0-0	0	0	36
Derin Graham	5	0-0	0-0	0-0	0	0-0	0	0	30
Travis McDonald	3	0-0	0-0	0-0	1	0-0	0	0	20
Kenneth Solomon	3	0-0	0-0	0-0	0	0-0	0	0	18
Gary Compton	2	0-0	0-0	0-0	0	0-0	0	0	12
Nick Browder	2	0-0	0-0	0-1	0	2-3	0	0	12
Eric Gohlstin	1	0-0	0-0	0-0	0	0-0	0	0	6
Keita Crespina	1	0-0	0-0	0-0	0	0-0	0	0	6
Terrill Shaw	1	0-0	0-0	0-0	0	0-0	0	0	6
Travis Seaton	0	0-0	0-0	0-0	1	0-0	0	0	2
Donovan Arp	0	0-0	0-0	0-0	0	0-0	0	1	2
Dwayne Missouri	0	0-0	0-0	0-0	1	0-0	0	0	2
Todd Hammel	0	0-0	0-0	0-0	0	1-2	0	0	0
Totals	103	13-31	66-89	1-3	5	5-11	0	1	737
Opponents	111	9-33	87-106	2-3	2	2-3	0	0	788

YEARLY BREAKDOWNS - 2005

FINAL STANDINGS - NATIONAL / EASTERN

TEAM	W	L	T	PCT.	PF	PA	HOME	AWAY	DIV	CONF
New York	10	6	0	.625	862	798	7-1	3-5	6-0	7-3
Dallas	8	7	1	.531	888	825	4-3	4-4	4-2	6-4
Philadelphia	6	10	0	.375	852	905	4-4	2-6	1-5	4-6
Columbus	2	14	0	.125	718	908	1-7	1-7	1-5	1-9

TEAM STATS

	PHI	OPP
SCORING	852	905
Points Per Game	53.3	56.6
FIRST DOWNS	316	347
Rushing	34	61
Passing	223	230
Penalty	59	56
RUSHING YARDAGE	211	576
Yards gained rushing	236	599
Yards lost rushing	25	23
Rushing Attempts	113	147
Average Per Rush	1.9	3.9
Average Per Game	13.2	36.0
TDs Rushing	23	33
PASSING YARDAGE	4218	4202
Att-Comp-Int	563-329-17	586-368-14
Average Per Pass	7.5	7.2
Average Per Catch	12.8	11.4
Average Per Game	263.6	262.6
TDs Passing	90	88
TOTAL OFFENSE	4429	4778
Total Plays	686	749
Average Per Play	6.5	6.4
Average Per Game	276.8	298.6
KICK RETURNS: #-YARDS	81-1491	92-1613
FG RETURNS: #-YARDS	6-99	4-51
INT RETURNS: #-YARDS	14-215	17-188
KICK RETURN AVERAGE	18.4	17.5
FG RETURN AVERAGE	16.5	12.8
INT RETURN AVERAGE	15.4	11.1
FUMBLES-LOST	16-12	33-14
PENALTIES-YARDS	130-805	163-951
Average Per Game	50.3	59.4
TIME OF POSSESSION/GAME	28:29	31:31
3RD-DOWN CONVERSIONS	52/101	47/96
3rd-Down Pct	51%	49%
4TH-DOWN CONVERSIONS	9/25	15/24
4th-Down Pct	36%	63%
SACKS BY-YARDS	16-82	10-63
MISC YARDS	6	329
TOUCHDOWNS SCORED	120	127
FIELD GOALS-ATTEMPTS	8-23	9-19
4-point drop-kick FGs	0-0	0-0
PAT-ATTEMPTS	102-117	116-127
2-point drop-kick PATs	0-0	0-0
ATTENDANCE	128968	103399
Games/Avg Per Game	8/16121	8/12925

SCORE BY QUARTER

	1ST	2ND	3RD	4TH	TOTAL
PHILADELPHIA	181	314	140	217	852
Opponents	180	285	199	241	905

YEARLY BREAKDOWNS - 2005

RUSHING	GP	ATT	GAIN	LOSS	NET	AVG	TD	LONG	AVG/G
Chris Ryan	13	53	141	6	135	2.5	16	17	10.4
Michael Bishop	1	10	65	0	65	6.5	3	27	65.0
Marlion Jackson	6	22	54	4	50	2.3	0	9	8.3
Chris Avery	1	6	31	2	29	4.8	1	18	29.0
Travis Reece	1	2	10	0	10	5.0	0	6	10.0
Wes Ours	7	4	10	0	10	2.5	1	4	1.4
Tony Graziani	16	13	6	0	6	0.5	2	2	0.4
Marvin Brown	1	2	5	0	5	2.5	1	3	5.0
Tyronne Jones	12	2	3	0	3	1.5	1	3	0.3
Sean Scott	15	2	3	0	3	1.5	2	2	0.2
Donovan Arp	11	3	4	2	2	0.7	0	4	0.2
Marcus Knight	11	6	5	3	2	0.3	0	2	0.2
Steve Smith	16	6	5	10	-5	-0.8	0	4	-0.3
Total	16	132	342	28	314	2.4	27	27	19.6
Opponents	16	128	493	20	473	3.7	29	37	29.6

PASSING	GP	RATING	ATT-CMP-INT	PCT	YDS	TD	LONG	AVG/G
Tony Graziani	16	111.65	555-328-15	59.1	4262	90	46	266.4
Michael Bishop	1	73.96	32-18-2	56.3	272	2	39	272.0
Tim Levcik	10	0	8-1-2	12.5	19	0	19	1.9
Total	16	107.92	595-347-19	58.3	4553	92	46	284.6
Opponents	16	114.69	554-350-12	63.2	4012	86	45	250.8

RECEIVING	GP	REC	YDS	AVG	TD	LONG	AVG/G
Steve Smith	16	107	1443	13.5	28	46	90.2
Marcus Knight	11	64	886	13.8	23	45	80.5
Sean Scott	15	71	798	11.2	22	45	53.2
Tyronne Jones	12	28	416	14.9	7	32	34.7
Rob Milanese	6	13	265	20.4	5	29	44.2
Chris Brown	6	13	147	11.3	2	31	24.5
Keita Crespina	12	11	141	12.8	2	32	11.8
Chris Jackson	1	7	117	16.7	1	37	117.0
Terrill Shaw	3	10	94	9.4	0	19	31.3
Dennison Robinson	1	5	51	10.2	0	18	51.0
Anthony Hines	1	3	48	16.0	1	34	48.0
Marlion Jackson	6	5	40	8.0	1	16	6.7
Timon Marshall	1	1	39	39.0	0	39	39.0
Chris Ryan	13	2	21	10.5	0	11	1.6
Chris Avery	1	2	17	8.5	0	10	17.0
Konrad Dean	14	1	13	13.0	0	13	0.9
Cyron Brown	16	3	9	3.0	0	11	0.6
Joseph Todd	16	1	8	8.0	0	8	0.5
Totals	16	347	4553	13.1	92	46	284.6
Opponents	16	350	4012	11.5	86	45	250.8

FIELD GOALS	FGM-FGA	PCT	01-19	20-29	30-39	40-49	50-99	LONG	BLK
Tim Seder	6-16	37.5	2-3	4-4	0-3	0-2	0-4	25	2
Derek Schorejs	2-7	28.6	0-0	1-2	0-2	1-2	0-1	46	0

FG RETURNS	RET	YDS	AVG	TD	LONG
Steve Smith	5	98	19.6	0	23
Calvin Coleman	1	1	1.0	0	1
Chris Jackson	1	8	8.0	0	8
Totals	7	107	15.3	0	23
Opponents	3	43	14.3	0	30

TOTAL OFFENSE	GP	PLAYS	RUSH	PASS	TOTAL	AVG/G
Tony Graziani	16	568	6	4262	4268	266.8
Michael Bishop	1	42	65	272	337	337.0
Chris Ryan	13	53	135	0	135	10.4
Marlion Jackson	6	22	50	0	50	8.3
Chris Avery	1	6	29	0	29	29.0
Tim Levcik	10	8	0	19	19	1.9
Travis Reece	1	2	10	0	10	10.0
Wes Ours	7	4	10	0	10	1.4
Marvin Brown	1	2	5	0	5	5.0
Tyronne Jones	12	2	3	0	3	0.3
Sean Scott	15	2	3	0	3	0.2
Donovan Arp	11	3	2	0	2	0.2
Marcus Knight	11	6	2	0	2	0.2
Totals	329	727	314	4553	4867	304.2
Opponents	296	682	473	4012	4485	280.3

ALL PURPOSE	GP	RUSH	REC	FG	KOR	IR	TOTAL	AVG/G
Steve Smith	16	-5	1443	98	1425	0	2961	185.1
Marcus Knight	11	2	886	0	0	0	888	80.7
Sean Scott	15	3	798	0	2	5	808	53.9
Tyronne Jones	12	3	416	0	7	0	426	35.5
Rob Milanese	6	0	265	0	0	0	265	44.2
Chris Jackson	1	0	117	8	75	0	200	200.0
Keita Crespina	12	0	141	0	11	26	178	14.8
Chris Ryan	13	135	21	0	0	13	169	13.0
Chris Brown	6	0	147	0	0	0	147	24.5
Terrill Shaw	3	0	94	0	0	0	94	31.3
Marlion Jackson	6	50	40	0	0	0	90	15.0
Eddie Moten	13	0	0	0	26	58	84	6.5
Michael Bisho	1	65	0	0	0	0	65	65.0
Anthony Hines	1	0	48	0	9	0	57	57.0
Dennison Robinson	1	0	51	0	0	0	51	51.0
Joseph Todd	16	0	8	0	20	19	47	2.9
Arkee Thompson	6	0	0	0	0	47	47	7.8
Chris Avery	1	29	17	0	0	0	46	46.0
Calvin Coleman	10	0	0	1	0	43	44	4.4
Timon Marshall	1	0	39	0	0	0	39	39.0
Konrad Dean	14	0	13	0	0	0	13	0.9
Travis Reece	1	10	0	0	0	0	10	10.0
Wes Ours	7	10	0	0	0	0	10	1.4
Cyron Brown	16	0	9	0	0	0	9	0.6
Tony Graziani	16	6	0	0	0	0	6	0.4
Donovan Arp	11	2	0	0	0	4	6	0.5
Marvin Brown	1	5	0	0	0	0	5	5.0
Totals	16	314	4553	107	1575	215	6764	422.8
Opponents	16	473	4012	43	1529	188	6245	390.3

DEFENSE	GP	TACKLES SOLO	AST	TOT	TFL/YDS	SACKS NO-YDS
Eddie Moten	13	64	15	71.5	1.0/3	0.0-0
Joseph Todd	16	54	12	60.0	0.0/0	0.0-0
Calvin Coleman	10	47	9	51.5	0.0/0	0.0-0
Sean Scott	15	32	21	42.5	2.0/11	0.0-0
Arkee Thompson	6	31	9	35.5	0.0/0	0.0-0
Keita Crespina	12	20	11	25.5	0.0/0	0.0-0
Cyron Brown	16	18	11	23.5	2.0/8	0.5-4
Marcus Knight	11	18	9	22.5	0.0/0	0.0-0
Dwayne Missouri	15	13	5	15.5	3.0/14	5.0-33
Winfield Garnett	16	9	7	12.5	3.5/11	2.5-10
Chris Ryan	13	11	2	12.0	2.0/10	0.0-0
Chris Brown	6	10	4	12.0	0.5/2	0.0-0
Marlion Jackson	6	8	7	11.5	1.0/1	0.0-0
Eric Gohlstin	16	7	8	11.0	1.0/1	0.0-0
Konrad Dean	14	10	1	10.5	2.0/5	1.0-4
Donovan Arp	11	7	2	8.0	4.0/22	4.0-22
Tyronne Jones	12	6	2	7.0	0.0/0	0.0-0

YEARLY BREAKDOWNS - 2005

DEFENSE (CONT)	GP	TACKLES SOLO	AST	TOT	TFL/YDS	SACKS NO-YDS
Rob Milanese	6	4	5	6.5	0.0/0	0.0-0
Wes Ours	7	4	2	5.0	1.0/3	1.0-3
Damon Mason	1	3	3	4.5	0.0/0	0.0-0
Tim Seder	9	3	3	4.5	0.0/0	0.0-0
Steve Smith	16	4	0	4.0	0.0/0	0.0-0
Arnold Miller	7	4	0	4.0	0.0/0	0.0-0
Dennison Robinson	1	3	1	3.5	0.0/0	0.0-0
Terrill Shaw	3	3	0	3.0	0.0/0	0.0-0
Derek Schorejs	7	2	0	2.0	0.0/0	0.0-0
Clarence Coleman	1	2	0	2.0	0.0/0	0.0-0
Jamal Wallace	2	2	0	2.0	0.0/0	0.0-0
Chris Avery	1	1	1	1.5	0.0/0	0.0-0
Tony Graziani	16	1	1	1.5	0.0/0	0.0-0
Marvin Brown	1	1	1	1.5	0.0/0	0.0-0
Cecil Doggette	1	0	2	1.0	0.0/0	0.0-0
Otis Moore	1	1	0	1.0	0.0/0	0.0-0
Joseph Polk	1	1	0	1.0	0.0/0	0.0-0
Sean Powell	1	1	0	1.0	0.0/0	0.0-0
Mario Branch	2	1	0	1.0	1.0/3	1.0-3
Travis Reece	1	0	1	0.5	0.0/0	0.0-0
Jason Gamble	1	0	1	0.5	0.0/0	0.0-0
Chris Jackson	1	0	1	0.5	0.0/0	0.0-0
Dan Koons	15	0	1	0.5	0.0/0	0.0-0
Totals	16	406	158	485.0	24.0/94	15.0-79
Opponents	16	306	168	390.0	24.0/93	10.0-63

DEFENSE	GP	PASS DEF INT-YDS	BRUP	QBH	FUMBLES RCV-YDS	FF	BLKD KICK	SAF
Eddie Moten	13	4-58	18	0	0-0	0	0	0
Joseph Todd	16	1-19	6	0	0-0	0	0	0
Calvin Coleman	10	3-43	7	0	2-0	2	0	0
Sean Scott	15	1-5	4	0	1-0	2	0	0
Arkee Thompson	6	2-47	2	0	0-0	1	0	0
Keita Crespina	12	1-26	2	0	0-0	0	0	0
Cyron Brown	16	0-0	5	1	0-0	0	0	0
Marcus Knight	11	0-0	2	0	5-0	2	0	0
Dwayne Missouri	15	0-0	5	2	0-0	5	1	0
Winfield Garnett	16	0-0	0	2	0-0	2	0	0
Chris Ryan	13	1-13	6	1	0-0	2	2	0
Chris Brown	6	0-0	2	0	0-0	1	0	0
Marlion Jackson	6	0-0	1	2	2-13	0	0	0
Eric Gohlstin	16	0-0	0	1	0-0	1	0	0
Konrad Dean	14	0-0	0	0	1-0	2	0	0
Donovan Arp	11	1-4	0	1	1-0	1	1	0
Tyrone Jones	12	0-0	0	0	0-0	0	0	0
Rob Milanese	6	0-0	0	0	0-0	0	0	0
Wes Ours	7	0-0	1	0	0-0	1	0	0
Damon Mason	1	0-0	0	0	0-0	0	0	0
Tim Seder	9	0-0	0	0	0-0	1	0	0
Steve Smith	16	0-0	0	0	0-0	0	0	0
Arnold Miller	7	0-0	0	0	1-0	0	1	0
Dennison Robinson	1	0-0	0	0	0-0	0	0	0
Terrill Shaw	3	0-0	0	0	0-0	0	0	0
Derek Schorejs	7	0-0	0	0	0-0	0	0	0
Clarence Coleman	1	0-0	0	0	0-0	0	0	0
Jamal Wallace	2	0-0	0	0	0-0	0	0	0
Chris Avery	1	0-0	0	0	0-0	0	0	0
Tony Graziani	16	0-0	0	0	0-0	0	0	0
Marvin Brown	1	0-0	0	0	0-0	0	0	0
Cecil Doggette	1	0-0	0	0	0-0	0	0	0
Otis Moore	1	0-0	0	0	0-0	0	0	0
Joseph Polk	1	0-0	0	0	0-0	0	0	0
Sean Powell	1	0-0	0	0	0-0	0	0	0
Mario Branch	2	0-0	0	0	0-0	1	0	0
Travis Reece	1	0-0	0	0	0-0	0	0	0
Jason Gamble	1	0-0	0	0	0-0	0	1	0
Chris Jackson	1	0-0	0	0	0-0	0	0	0

Dan Koons	15	0-0	0	0	1-5	0	0	0
Totals	16	14-215	61	10	14-18	24	6	0
Opponents	16	17-188	57	21	12-3	7	4	0

INTERCEPTIONS	NO.	YDS	AVG	TD	LONG
Eddie Moten	4	58	14.5	0	44
Calvin Coleman	3	43	14.3	0	33
Arkee Thompson	2	47	23.5	1	30
Keita Crespina	1	26	26.0	0	26
Chris Ryan	1	13	13.0	0	13
Joseph Todd	1	19	19.0	0	19
Donovan Arp	1	4	4.0	0	4
Sean Scott	1	5	5.0	1	5
Totals	14	215	15.4	2	44
Opponents	17	188	11.1	2	45

KICK RETURNS	NO.	YDS	AVG	TD	LONG
Steve Smith	69	1425	20.7	3	57
Chris Jackson	6	75	12.5	0	20
Eddie Moten	5	26	5.2	0	10
Keita Crespina	2	11	5.5	0	10
Tyrone Jones	1	7	7.0	0	7
Joseph Todd	1	20	20.0	0	20
Anthony Hines	1	9	9.0	0	9
Sean Scott	1	2	2.0	0	2
Konrad Dean	1	0	0.0	0	0
Rob Milanese	1	0	0.0	0	0
Totals	88	1575	17.9	3	57
Opponents	85	1529	18.0	4	58

FUMBLE RETURNS	NO.	YDS	AVG	TD	LONG
Calvin Coleman	1	0	0.0	1	0
Marlion Jackson	1	13	13.0	0	13
Dan Koons	1	5	5.0	0	5
Sean Scott	0	0	0.0	1	0
Totals	3	18	6.0	2	13
Opponents	1	3	3.0	0	3

SCORING	TD	FG	PAT KCK	RSH	RCV	PASS	2PT	SAF	PTS
Steve Smith	31	0-0	0-0	0-0	0	0-0	0	0	186
Sean Scott	26	0-0	0-0	0-0	1	0-0	0	0	158
Marcus Knight	23	0-0	0-0	0-0	0	0-0	0	0	138
Chris Ryan	16	0-0	0-0	1-1	0	0-0	0	0	98
Tim Seder	0	6-16	64-71	0-0	0	0-0	0	0	82
Tyrone Jones	8	0-0	0-0	0-0	0	0-0	0	0	48
Derek Schoreis	0	2-7	38-46	0-0	0	0-0	0	0	44
Rob Milanese	5	0-0	0-0	0-0	0	0-0	0	0	30
Michael Bishop	3	0-0	0-0	0-0	0	0-0	0	0	18
Keita Crespina	2	0-0	0-0	0-0	0	0-0	0	0	12
Tony Graziani	2	0-0	0-0	0-0	0	1-2	0	0	12
Chris Brown	2	0-0	0-0	0-0	0	0-0	0	0	12
Chris Avery	1	0-0	0-0	0-0	0	0-0	0	0	6
Calvin Coleman	1	0-0	0-0	0-0	0	0-0	0	0	6
Anthony Hines	1	0-0	0-0	0-0	0	0-0	0	0	6
Marlion Jackson	1	0-0	0-0	0-0	0	0-0	0	0	6
Arkee Thompson	1	0-0	0-0	0-0	0	0-0	0	0	6
Chris Jackson	1	0-0	0-0	0-0	0	0-0	0	0	6
Wes Ours	1	0-0	0-0	0-0	0	0-0	0	0	6
Marvin Brown	1	0-0	0-0	0-0	0	0-0	0	0	6
Totals	126	8-23	102-117	1-1	1	1-2	0	0	886
Opponents	121	9-19	116-127	0-0	0	0-0	0	0	869

FINAL STANDINGS - NATIONAL / EASTERN

TEAM	W	L	PCT.	PF	PA	HOME	AWAY	DIV	CONF
Dallas	13	3	.812	929	710	6-2	7-1	4-2	8-3
New York	10	6	.625	848	887	5-3	5-3	2-4	6-5
Philadelphia	9	7	.562	777	747	5-3	4-4	3-3	6-5
Columbus	8	8	.500	724	717	4-4	4-4	3-3	5-6

TEAM STATS

	PHI	OPP
SCORING	777	747
Points Per Game	48.6	46.7
FIRST DOWNS	321	287
Rushing	60	32
Passing	213	217
Penalty	48	38
RUSHING YARDAGE	491	340
Yards gained rushing	513	356
Yards lost rushing	22	16
Rushing Attempts	194	118
Average Per Rush	2.5	2.9
Average Per Game	30.7	21.3
TDs Rushing	31	14
PASSING YARDAGE	4135	4196
Att-Comp-Int	576-354-14	577-357-28
Average Per Pass	7.2	7.3
Average Per Catch	11.7	11.8
Average Per Game	258.4	262.3
TDs Passing	65	81
TOTAL OFFENSE	4626	4536
Total Plays	775	716
Average Per Play	6.0	6.3
Average Per Game	289.1	283.5
KICK RETURNS: #-YARDS	78-1344	93-1724
FG RETURNS: #-YARDS	14-244	14-273
INT RETURNS: #-YARDS	28-278	14-181
KICK RETURN AVERAGE	17.2	18.5
FG RETURN AVERAGE	17.4	19.5
INT RETURN AVERAGE	9.9	12.9
FUMBLES-LOST	30-20	23-10
PENALTIES-YARDS	117-726	126-713
Average Per Game	45.4	44.6
TIME OF POSSESSION/GAME	31:06	29:22
3RD-DOWN CONVERSIONS	54/122	46/114
3rd-Down Pct	44%	40%
4TH-DOWN CONVERSIONS	16/30	18/36
4th-Down Pct	53%	50%
SACKS BY-YARDS	21-109	5-18
MISC YARDS	0	-16
TOUCHDOWNS SCORED	106	103
FIELD GOALS-ATTEMPTS	14-33	11-31
4-point drop-kick FGs	0-0	0-0
PAT-ATTEMPTS	95-103	72-84
2-point drop-kick PATs	0-0	0-0
ATTENDANCE	123708	102688
Games/Avg Per Game	8/15464	8/12836

SCORE BY QUARTER

	1ST	2ND	3RD	4TH	OT	TOTAL
PHILADELPHIA	159	267	161	183	7	777
Opponents	128	227	184	202	6	747

YEARLY BREAKDOWNS - 2006

RUSHING	GP	ATT	GAIN	LOSS	NET	AVG	TD	LONG	AVG/G
Wes Ours	14	50	132	2	130	2.6	11	12	9.3
Sean Scott	16	35	115	0	115	3.3	7	14	7.2
Chad Dukes	16	43	116	10	106	2.5	7	13	6.6
Mike Brown	15	35	105	4	101	2.9	4	13	6.7
Connell Maynor	4	5	29	0	29	5.8	0	13	7.3
Tony Graziani	12	6	12	0	12	2.0	2	8	1.0
Raheem Orr	16	5	3	0	3	0.6	0	2	0.2
Marcus Knight	6	1	1	0	1	1.0	0	1	0.2
Matt Sauk	14	13	0	4	-4	-0.3	0	0	-0.3
Total	16	194	513	22	491	2.5	31	14	30.7
Opponents	16	118	356	16	340	2.9	14	35	21.3

PASSING	GP	RATING	ATT-CMP-INT	PCT	YDS	TD	LONG	AVG/G
Matt Sauk	14	105.65	166-109-3	65.7	1046	20	29	74.7
Connell Maynor	4	116.67	21-13-0	61.9	118	4	39	29.5
Tony Graziani	12	98.37	389-232-11	59.6	2989	41	46	249.1
Total	16	101.43	576-354-14	61.5	4153	65	46	259.6
Opponents	16	99.59	577-357-28	61.9	4303	81	49	268.9

RECEIVING	GP	REC	YDS	AVG	TD	LONG	AVG/G
Sean Scott	16	87	999	11.5	17	44	62.4
Mike Brown	15	79	939	11.9	12	46	62.6
J.J. McKelvey	11	36	589	16.4	12	45	53.5
Rob Milanese	14	38	498	13.1	10	45	35.6
Marcus Knight	6	44	476	10.8	4	31	79.3
Steve Smith	8	41	419	10.2	5	34	52.4
Cornelius White	4	7	60	8.6	0	13	15.0
E.J. Burt	16	4	57	14.3	1	29	3.6
Connell Maynor	4	3	39	13.0	0	17	9.8
Wes Ours	14	4	33	8.3	1	17	2.4
Reggie Doster	16	5	22	4.4	1	8	1.4
Cyron Brown	8	1	9	9.0	0	9	1.1
Chad Dukes	16	2	6	3.0	1	3	0.4
Anthony Bright	2	1	4	4.0	0	4	2.0
Dwayne Missouri	16	2	3	1.5	1	2	0.2
Totals	16	354	4153	11.7	65	46	259.6
Opponents	16	357	4303	12.1	81	49	268.9

FIELD GOALS	FGM-FGA	PCT	01-19	20-29	30-39	40-49	50-99	LONG	BLK
Todd France	14-33	42.4	4-4	4-7	3-5	2-7	1-10	51	1

FG RETURNS	RET	YDS	AVG	TD	LONG
Mike Brown	7	135	19.3	0	33
Eddie Moten	2	15	7.5	0	8
Marcus Knight	2	29	14.5	0	18
Steve Smith	1	7	7.0	0	7
Sean Scott	1	41	41.0	0	41
Rob Milanese	1	17	17.0	0	17
Totals	14	244	17.4	0	41
Opponents	14	273	19.5	1	55

TOTAL OFFENSE	GP	PLAYS	RUSH	PASS	TOTAL	AVG/G
Tony Graziani	12	395	12	2989	3001	250.1
Matt Sauk	14	179	-4	1046	1042	74.4
Connell Maynor	4	26	29	118	147	36.8
Wes Ours	14	50	130	0	130	9.3
Sean Scott	16	35	115	0	115	7.2
Chad Dukes	16	43	106	0	106	6.6
Mike Brown	15	35	101	0	101	6.7

TOTAL OFFENSE (CONT)	GP	PLAYS	RUSH	PASS	TOTAL	AVG/G
Raheem Orr	16	5	3	0	3	0.2
Marcus Knight	6	1	1	0	1	0.2
Totals	316	770	491	4153	4644	290.3
Opponents	315	695	340	4303	4643	290.2

ALL PURPOSE	GP	RUSH	REC	FG	KOR	IR	TOTAL	AVG/G
Mike Brown	15	101	939	135	746	36	1957	130.5
Sean Scott	16	115	999	41	4	19	1178	73.6
Steve Smith	8	0	419	7	322	0	748	93.5
Marcus Knight	6	1	476	29	190	0	696	116.0
J.J. McKelvey	11	0	589	0	0	0	589	53.5
Rob Milanese	14	-2	498	17	56	0	569	40.6
Eddie Moten	16	0	0	15	0	168	183	11.4
Wes Ours	14	130	33	0	0	0	163	11.6
Chad Dukes	16	106	6	0	1	0	113	7.1
Connell Maynor	4	29	39	0	0	0	68	17.0
Cornelius White	4	0	60	0	0	0	60	15.0
E.J. Burt	16	0	57	0	0	0	57	3.6
Kevin Gaines	16	0	0	0	12	30	42	2.6
Reggie Doster	16	0	22	0	0	19	41	2.6
Anthony Bright	2	0	4	0	13	0	17	8.5
Tony Graziani	12	12	0	0	0	0	12	1.0
Cyron Brown	8	0	9	0	0	0	9	1.1
Raheem Orr	16	3	0	0	0	6	9	0.6
Dwayne Missouri	16	0	3	0	0	0	3	0.2
Totals	16	491	4153	244	1344	278	6510	406.9
Opponents	16	340	4303	273	1724	181	6821	426.3

DEFENSE	GP	TACKLES SOLO	AST	TOT	TFLYDS	SACKS NO/YDS
Eddie Moten	16	91	26	104.5	0.0/0	0.0-0
Kevin Gaines	16	58	24	70.0	1.0/1	0.0-0
Mike Brown	15	36	19	45.5	0.0/0	0.0-0
Sean Scott	16	35	19	44.5	4.0/10	1.0-4
Reggie Doster	16	31	13	37.5	0.5/1	0.0-0
Raheem Orr	16	15	16	23.0	3.5/29	3.5-29
Dwayne Missouri	16	14	15	21.5	4.5/19	4.5/19
J.J. McKelvey	11	17	8	21.0	0.0/0	0.0-0
Chad Dukes	16	15	10	20.0	2.5/7	1.5-6
E.J. Burt	16	14	8	18.0	6.5/23	4.5-19
Ernest Allen	16	12	10	17.0	3.5/15	2.5-13
Wes Ours	14	12	6	15.0	0.0/0	0.0-0
Rob Milanese	14	11	0	11.0	0.0/0	0.0-0
Mike Mabry	15	6	4	8.0	4.0/13	2.0-11
Cornelius White	4	5	4	7.0	0.0/0	0.0-0
Cyron Brown	8	3	8	7.0	3.0/11	1.5-8
Todd France	16	5	2	6.0	0.0/0	0.0-0
Donny Klein	13	5	1	5.5	0.0/0	0.0-0
Marcus Knight	6	5	1	5.5	0.0/0	0.0-0
Aaron Boone	2	3	4	5.0	0.0/0	0.0-0
Clarence Curry	1	2	0	2.0	0.0/0	0.0-0
Steve Smith	8	1	1	1.5	0.0/0	0.0-0
Matt Sauk	14	1	0	1.0	0.0/0	0.0-0
Darnell Smith	2	1	0	1.0	0.0/0	0.0-0
Cecil Caldwell	2	0	1	0.5	0.0/0	0.0-0
Totals	16	398	200	498.0	33.0/129	21.0-109
Opponents	16	389	276	527.0	13.0/37	5.0-18

YEARLY BREAKDOWNS - 2006

DEFENSE	GP	PASS DEF INT-YDS	BRUP	QBH	FUMBLES RCV-YDS	FF	BLKD KICK	SAF
Eddie Moten	16	13-168	18	0	1-0	1	0	0
Kevin Gaines	16	5-30	11	0	0-0	1	0	0
Mike Brown	15	4-36	3	0	0-0	2	0	0
Sean Scott	16	2-19	5	0	2-0	0	0	0
Reggie Doster	16	3-19	6	0	1-2	2	0	0
Raheem Orr	16	1-6	1	0	0-0	1	0	0
Dwayne Missouri	16	0-0	5	1	0-0	2	0	0
J.J. McKelvey	11	0-0	1	0	1-0	1	0	0
Chad Dukes	16	0-0	4	1	2-0	0	1	0
E.J. Burt	16	0-0	1	0	0-0	2	0	0
Ernest Allen	16	0-0	2	3	0-0	1	1	0
Wes Ours	14	0-0	0	0	2-0	0	0	0
Rob Milanese	14	0-0	0	0	1-0	0	0	0
Mike Mabry	15	0-0	0	1	0-0	0	0	0
Cornelius White	4	0-0	0	0	0-0	0	0	0
Cyron Brown	8	0-0	0	0	0-0	0	0	0
Todd France	16	0-0	0	0	0-0	0	0	0
Donny Klein	13	0-0	0	0	0-0	0	0	0
Marcus Knight	6	0-0	0	0	0-0	0	0	0
Aaron Boone	2	0-0	1	0	0-0	0	0	0
Clarence Curry	1	0-0	0	0	0-0	0	0	0
Steve Smith	8	0-0	0	0	0-0	0	0	0
Matt Sauk	14	0-0	0	0	0-0	0	0	0
Darnell Smith	2	0-0	0	0	0-0	0	0	0
Cecil Caldwell	2	0-0	0	0	0-0	0	0	0
Totals	16	28-278	58	6	10-2	13	2	0
Opponents	16	14-181	51	8	20-27	10	3	2

INTERCEPTIONS	NO.	YDS	AVG	TD	LONG
Eddie Moten	13	168	12.9	3	35
Kevin Gaines	5	30	6.0	0	30
Mike Brown	4	36	9.0	0	35
Reggie Doster	3	19	6.3	0	10
Sean Scott	2	19	9.5	0	12
Raheem Orr	1	6	6.0	1	6
Totals	28	278	9.9	4	35
Opponents	14	181	12.9	3	47

KICK RETURNS	NO.	YDS	AVG	TD	LONG
Mike Brown	36	746	20.7	2	57
Steve Smith	19	322	16.9	0	33
Marcus Knight	12	190	15.8	0	40
Rob Milanese	4	56	14.0	0	20
Anthony Bright	3	13	4.3	0	12
Kevin Gaines	2	12	6.0	0	10
Chad Dukes	1	1	1.0	0	1
Sean Scott	1	4	4.0	0	4
Totals	78	1344	17.2	2	57
Opponents	93	1724	18.5	2	58

FUMBLE RETURNS	NO.	YDS	AVG	TD	LONG
Chad Dukes	2	0	0.0	1	0
Sean Scott	2	0	0.0	0	0
Reggie Doster	1	2	2.0	1	0
Eddie Moten	1	0	0.0	0	0
Rob Milanese	1	0	0.0	0	0
Kevin Gaines	0	0	0.0	1	0
Wes Ours	0	0	0.0	1	0
Totals	7	2	0.3	4	0
Opponents	15	27	1.8	2	14

SCORING	TD	FG	PAT KCK	RSH	RCV	PASS	2PT	SAF	PTS
Sean Scott	24	0-0	0-0	0-0	0	0-0	0	0	144
Todd France	0	14-33	95-103	0-0	0	0-0	0	0	137
Mike Brown	18	0-0	0-0	0-0	0	0-0	0	0	108
Wes Ours	13	0-0	0-0	0-0	0	0-0	0	0	78
J.J. McKelvey	12	0-0	0-0	0-0	0	0-0	0	0	72
Rob Milanese	10	0-0	0-0	0-0	0	0-0	0	0	60
Chad Dukes	9	0-0	0-0	0-0	0	0-0	0	0	54
Steve Smith	5	0-0	0-0	0-0	0	0-0	0	0	30
Marcus Knight	4	0-0	0-0	0-0	2	0-0	0	0	28
Eddie Moten	3	0-0	0-0	0-0	0	0-0	0	0	18
Tony Graziani	2	0-0	0-0	0-0	0	0-0	0	0	12
Reggie Doster	2	0-0	0-0	0-0	0	0-0	0	0	12
Kevin Gaines	1	0-0	0-0	0-0	0	0-0	0	0	6
E.J. Burt	1	0-0	0-0	0-0	0	0-0	0	0	6
Dwayne Missouri	1	0-0	0-0	0-0	0	0-0	0	0	6
Raheem Orr	1	0-0	0-0	0-0	0	0-0	0	0	6
Connell Maynor	0	0-0	0-0	0-0	0	0-1	0	0	0
Matt Sauk	0	0-0	0-0	0-0	0	2-2	0	0	0
Totals	106	14-33	95-103	0-0	2	2-3	0	0	777
Opponents	103	11-31	72-84	1-4	5	5-16	0	2	739

FINAL STANDINGS - NATIONAL / EASTERN

TEAM	W	L	PCT.	PF	PA	HOME	AWAY	DIV	CONF
Dallas	15	1	.937	1016	806	8-0	7-1	6-0	10-1
Philadelphia	8	8	.500	900	835	4-4	4-4	2-4	5-6
Columbus	7	9	.437	802	793	5-3	2-6	3-3	5-6
New York	5	11	.312	787	967	2-6	3-5	1-5	3-8

TEAM STATS

	PHI	OPP
SCORING	900	835
Points Per Game	56.3	52.2
FIRST DOWNS	318	328
Rushing	43	34
Passing	233	236
Penalty	42	58
RUSHING YARDAGE	343	256
Yards gained rushing	366	275
Yards lost rushing	23	19
Rushing Attempts	110	115
Average Per Rush	3.1	2.2
Average Per Game	21.4	16.0
TDs Rushing	24	22
PASSING YARDAGE	4122	4600
Att-Comp-Int	564-342-20	622-382-19
Average Per Pass	7.3	7.4
Average Per Catch	12.1	12.0
Average Per Game	257.6	287.5
TDs Passing	90	88
TOTAL OFFENSE	4465	4856
Total Plays	683	757
Average Per Play	6.5	6.4
Average Per Game	279.1	303.5
KICK RETURNS: #-YARDS	98-1843	91-1593
FG RETURNS: #-YARDS	10-134	4-42
INT RETURNS: #-YARDS	19-279	20-130
KICK RETURN AVERAGE	18.8	17.5
FG RETURN AVERAGE	13.4	10.5
INT RETURN AVERAGE	14.7	6.5
FUMBLES-LOST	21-15	24-18
PENALTIES-YARDS	142-834	139-834
Average Per Game	52.1	52.1
TIME OF POSSESSION/GAME	28:25	31:35
3RD-DOWN CONVERSIONS	54/96	51/114
3rd-Down Pct	56%	45%
4TH-DOWN CONVERSIONS	11/23	19/32
4th-Down Pct	48%	59%
SACKS BY-YARDS	20-121	9-41
MISC YARDS	39	-4
TOUCHDOWNS SCORED	126	119
FIELD GOALS-ATT	9-16	7-22
4-point drop-kick FGs	0-0	0-0
PAT-ATTEMPTS	105-120	98-114
2-point drop-kick PATs	0-0	0-0
ATTENDANCE	126735	92161
Games/Avg Per Game	8/15842	8/11520

SCORE BY QUARTER

	1ST	2ND	3RD	4TH	TOTAL
PHILADELPHIA	214	263	95	228	800
Opponents	215	236	150	234	835

YEARLY BREAKDOWNS - 2007

RUSHING	GP	ATT	GAIN	LOSS	NET	AVG	TD	LONG	AVG/G
Wes Ours	15	39	133	4	129	3.3	8	14	8.6
Juston Wood	10	11	66	0	66	6.0	3	22	6.6
Idris Price	16	27	67	10	57	2.1	8	14	3.6
Charles Pauley	16	4	44	0	44	11.0	1	25	2.8
George Layne	1	6	19	2	17	2.8	0	14	17.0
Leon Murray	7	2	11	0	11	5.5	0	10	1.6
Jerrian James	8	6	10	0	10	1.7	0	3	1.3
Tony Graziani	12	3	4	0	4	1.3	3	2	0.3
Mike Brown	12	2	2	0	2	1.0	1	1	0.2
Clint Stoerner	1	3	2	0	2	0.7	0	1	2.0
Sean Scott	9	7	8	7	1	0.1	0	4	0.1
Total	16	110	366	23	343	3.1	24	25	21.4
Opponents	16	115	275	19	256	2.2	22	23	16.0

PASSING	GP	RATING	ATT-CMP-INT	PCT	YDS	TD	LONG	AVG/G
Clint Stoerner	1	94.91	38-24-0	63.2	242	2	23	242.0
Tony Graziani	12	116.95	362-225-8	62.2	2841	64	45	236.8
Juston Wood	10	88.33	143-84-9	58.7	980	20	40	98.0
Leon Murray	7	57.64	21-9-3	42.9	100	4	33	14.3
Total	16	108.18	564-342-20	60.6	4163	90	45	260.2
Opponents	16	107.53	622-382-19	61.4	4721	88	49	295.1

RECEIVING	GP	REC	YDS	AVG	TD	LONG	AVG/G
Charles Pauley	16	104	1473	14.2	27	45	92.1
Larry Brackins	10	56	786	14.0	20	40	78.6
J.J. McKelvey	13	50	544	10.9	19	34	41.8
Sean Scott	9	47	526	11.2	8	38	58.4
Jerrian James	8	36	355	9.9	9	45	44.4
C.J. Johnson	2	10	128	12.8	2	30	64.0
Steve Gonzalez	6	15	128	8.5	3	22	21.3
Wes Ours	15	12	112	9.3	1	19	7.5
Mike Brown	12	8	94	11.8	1	21	7.8
Scottie Vines	1	1	12	12.0	0	12	12.0
Martin Bibla	16	2	4	2.0	0	3	0.3
George Layne	1	1	1	1.0	0	1	1.0
Totals	16	342	4163	12.2	90	45	260.2
Opponents	16	382	4721	12.4	88	49	295.1

FIELD GOALS	FGM-FGA	PCT	01-19	20-29	30-39	40-49	50-99	LONG	BLK
Todd France	9-16	56.3	0-0	3-5	3-4	2-4	1-3	52	1

FG RETURNS	RET	YDS	AVG	TD	LONG
Eddie Moten	5	60	12.0	0	22
Mike Brown	2	13	6.5	0	11
Dwayne Missouri	1	30	30.0	0	30
Charles Pauley	1	13	13.0	0	13
Brian Mance	1	0	0.0	0	0
Jason Davis	0	18	0.0	1	18
Totals	10	134	13.4	1	30
Opponents	4	42	10.5	1	20

TOTAL OFFENSE	GP	PLAYS	RUSH	PASS	TOTAL	AVG/G
Tony Graziani	12	365	4	2841	2845	237.1
Juston Wood	10	154	66	980	1046	104.6
Clint Stoerner	1	41	2	242	244	244.0
Wes Ours	15	39	129	0	129	8.6
Leon Murray	7	23	11	100	111	5.9
Idris Price	16	27	57	0	57	3.6
Charles Pauley	16	4	44	0	44	2.8
George Layne	1	6	17	0	17	17.0
Jerrian James	8	6	10	0	10	1.3
Mike Brown	12	2	2	0	2	0.2
Sean Scott	9	7	1	0	1	0.1
Totals	318	674	343	4163	4506	281.6
Opponents	314	737	256	4721	4977	311.1

ALL PURPOSE	GP	RUSH	REC	FG	KOR	IR	TOTAL	AVG/G
Charles Pauley	16	44	1473	13	733	0	2263	141.4
Mike Brown	12	2	94	13	919	37	1065	88.8
Larry Brackins	10	0	786	0	0	0	786	78.6
J.J. McKelvey	13	0	544	0	0	6	550	42.3
Sean Scott	9	1	526	0	4	0	531	59.0
Jerrian James	8	10	355	0	0	0	365	45.6
Eddie Moten	16	0	0	60	49	204	313	19.6
Wes Ours	15	129	112	0	0	0	241	16.1
Steve Gonzalez	6	0	128	0	113	0	241	40.2
C.J. Johnson	2	0	128	0	6	0	134	67.0
Juston Wood	10	66	0	0	0	0	66	6.6
Idris Price	16	57	0	0	0	0	57	3.6
Kevin Gaines	7	0	0	0	19	12	31	4.4
Dwayne Missouri	16	0	0	30	0	0	30	1.9
Johnnie Harris	6	0	0	0	0	20	20	3.3
Jason Davis	2	0	0	18	0	0	18	9.0
George Layne	1	17	1	0	0	0	18	18.0
Scottie Vines	1	0	12	0	0	0	12	12.0
Leon Murray	7	11	0	0	0	0	11	1.6
Tony Graziani	12	4	0	0	0	0	4	0.3
Martin Bibla	16	0	4	0	0	0	4	0.3
Clint Stoerner	1	2	0	0	0	0	2	2.0
Totals	16	343	4163	134	1843	279	6762	422.6
Opponents	16	256	4721	42	1593	130	6742	421.4

DEFENSE	GP	TACKLES SOLO	AST	TOT	TFL/YDS	SACKS NO-YDS
Eddie Moten	16	75	28	89.0	0.0/0	0.0-0
Mike Brown	12	57	21	67.5	1.0/2	0.0-0
Brian Mance	15	45	9	49.5	0.0/0	0.0-0
Idris Price	16	30	19	39.5	5.5/22	2.0-16
Jerrian James	8	19	12	25.0	1.0/4	0.0-0
Johnnie Harris	6	24	1	24.5	0.0/0	0.0-0
Kevin Gaines	7	18	6	21.0	0.0/0	0.0-0
Bryan Save	16	8	24	20.0	4.0/17	3.0-14
J.J. McKelvey	13	15	9	19.5	0.0/0	0.0-0
Dwayne Missouri	16	14	10	19.0	6.0/43	7.0-43
Sean Scott	9	13	9	17.5	2.0/3	1.0-1
Aric Williams	4	11	10	16.0	0.0/0	0.0-0
Raheem Orr	12	13	5	15.5	0.0/0	0.0-0
Gabe Nyenhuis	10	9	10	14.0	4.0/21	3.0-18
Larry Brackins	10	10	5	12.5	0.0/0	0.0-0
Steve Gonzalez	6	7	1	7.5	0.0/0	0.0-0

YEARLY BREAKDOWNS - 2007

DEFENSE (CONT)	GP	TACKLES SOLO	AST	TOT	TFL/YDS	SACKS NO-YDS
Felipe Claybrooks	5	5	5	7.5	2.0/5	1.0-4
Tood France	16	6	2	7.0	0.0/0	0.0-0
Delbert Cowsette	6	1	5	3.5	0.0/0	0.0-0
Charels Pualey	16	2	0	2.0	0.0/0	0.0-0
C.J. Johnson	2	2	0	2.0	0.0/0	0.0-0
Leon Murray	7	1	0	1.0	0.0/0	0.0-0
Wes Ours	15	1	0	1.0	0.0/0	0.0-0
Juston Wood	10	1	0	1.0	0.0/0	0.0-0
Mike Mabry	16	0	2	1.0	0.0/0	0.0-0
Martin Bibla	16	1	0	1.0	0.0/0	0.0-0
Phil Bogle	16	1	0	1.0	0.0/0	0.0-0
Jason Davis	2	0	1	0.5	0.5/1	0.0-0
Totals	16	389	194	486.0	26.0/118	17.0-96
Opponents	16	343	194	440	18.0/56	8.0-37

DEFENSE	GP	PASS DEF INT-YDS	BRUP	QBH	FUMBLES RCV-YDS	FF	BLKD KICK	SAF
Eddie Moten	16	9-204	2	4	0-0	1	0	0
Mike Brown	12	6-37	2	0	2-3	0	0	0
Brian Mance	15	0-0	4	0	2-0	2	0	0
Idris Price	16	0-0	4	1	1-0	2	3	0
Jerrian James	8	0-0	1	0	2-0	0	0	0
Johnnie Harris	6	2-20	2	0	0-0	0	0	0
Kevin Gaines	7	1-12	5	0	0-0	0	0	0
Bryan Save	16	0-0	0	3	2-0	2	0	0
J.J. McKelvey	13	1-6	2	1	0-0	0	0	0
Dwayne Missouri	16	0-0	4	1	4-0	6	1	1
Sean Scott	9	0-0	3	0	2-0	0	0	0
Aric Williams	4	0-0	2	0	1-0	0	0	0
Raheem Orr	12	0-0	1	1	0-0	0	0	0
Gabe Nyenhuis	10	0-0	2	2	0-0	2	0	0
Larry Brackins	10	0-0	0	0	0-0	0	0	0
Steve Gonzalez	6	0-0	0	0	0-0	0	0	0
Felipe Claybrooks	5	0-0	2	0	1-1	0	1	0
Tood France	16	0-0	0	0	1-0	0	0	0
Delbert Cowsette	6	0-0	0	0	0-0	0	0	0
Charels Pualey	16	0-0	0	0	0-0	0	0	0
C.J. Johnson	2	0-0	0	0	0-0	0	0	0
Leon Murray	7	0-0	0	0	0-0	0	0	0
Wes Ours	15	0-0	0	0	0-0	0	0	0
Juston Wood	10	0-0	0	0	0-0	0	0	0
Mike Mabry	16	0-0	0	0	0-0	0	0	0
Martin Bibla	16	0-0	0	0	0-0	0	0	0
Phil Bogle	16	0-0	0	0	0-0	0	0	0
Jason Davis	2	0-0	0	0	0-0	0	0	0
Totals	16	19-279	58	9	18-4	15	5	1
Opponents	16	20-130	64	15	15-17	15	3	1

INTERCEPTIONS	NO.	YDS	AVG	TD	LONG
Eddie Moten	9	204	22.7	3	50
Mike Brown	6	37	6.2	0	30
Johnnie Harris	2	20	10.0	0	17
Kevin Gaines	1	12	12.0	0	12
J.J. McKelvey	1	6	6.0	0	6
Totals	19	279	14.7	3	50
Opponents	20	130	6.5	3	39

KICK RETURNS	NO.	YDS	AVG	TD	LONG
Mike Brown	44	919	20.9	1	56
Charles Pauley	37	733	19.8	1	57
Steve Gonzalez	9	113	12.6	0	20
Eddie Moten	4	49	12.3	0	19
Kevin Gaines	2	19	9.5	0	19
Sean Scott	1	4	4.0	0	4
C.J. Johnson	1	6	6.0	0	6
Totals	98	1843	18.8	2	57
Opponents	91	1593	17.5	5	57

FUMBLE RETURNS	NO.	YDS	AVG	TD	LONG
Dwayne Missouri	3	0	0.0	1	0
Mike Brown	2	3	1.5	1	3
Sean Scott	2	0	0.0	0	0
Jerrian James	2	0	0.0	0	0
Brian Mance	2	0	0.0	2	0
Bryan Save	2	0	0.0	0	0
Idris Price	1	0	0.0	0	0
Todd France	1	0	0.0	0	0
Felipe Claybrooks	1	1	1.0	1	1
Aric Williams	1	0	0.0	1	0
Totals	17	4	0.2	6	3
Opponents	14	17	1.2	0	9

SCORING	TD	FG	PAT KCK	RSH	RCV	PASS	2PT	SAF	PTS
Charles Pauley	29	0-0	0-0	0-0	0	0-0	0	0	174
Tood France	0	9-16	105-120	0-0	0	0-0	0	0	132
Larry Brackins	20	0-0	0-0	0-0	1	0-0	0	0	122
J.J. McKelvey	19	0-0	0-0	0-0	1	0-0	0	0	116
Wes Ours	9	0-0	0-0	0-0	1	0-0	0	0	56
Jerrian James	9	0-0	0-0	0-0	0	0-0	0	0	54
Idris Price	8	0-0	0-0	1-1	0	0-0	0	0	50
Sean Scott	8	0-0	0-0	0-0	0	0-0	0	0	48
Mike Brown	4	0-0	0-0	0-0	0	0-0	0	0	24
Tony Graziani	3	0-0	0-0	1-1	0	2-2	0	0	20
Eddie Moten	3	0-0	0-0	0-0	0	0-0	0	0	18
Juston Wood	3	0-0	0-0	0-0	0	0-0	0	0	18
Steve Gonzalez	3	0-0	0-0	0-0	0	0-0	0	0	18
C.J. Johnson	2	0-0	0-0	0-0	0	0-0	0	0	12
Brian Mance	2	0-0	0-0	0-0	0	0-0	0	0	12
Dwayne Missouri	1	0-0	0-0	0-0	0	0-0	0	1	8
Jason Davis	1	0-0	0-0	0-0	0	0-0	0	0	6
Felipe Claybrooks	1	0-0	0-0	0-0	0	0-0	0	0	6
Aric Williams	1	0-0	0-0	0-0	0	0-0	0	0	6
Leon Murray	0	0-0	0-0	0-1	0	0-0	0	0	0
Clint Stoerner	0	0-0	0-0	0-0	0	1-1	0	0	0
Totals	126	9-16	105-120	2-3	3	3-3	0	1	900
Opponents	119	7-22	98-114	0-0	0	0-5	0	1	835

FINAL STANDINGS - NATIONAL / EASTERN

TEAM	W	L	PCT.	PF	PA	HOME	AWAY	DIV	CONF
Philadelphia	13	3	.812	992	810	7-1	6-2	7-1	9-2
Dallas	12	4	.750	861	798	6-2	6-2	6-2	9-2
Cleveland	9	7	.562	901	895	6-2	3-5	4-4	5-6
New York	8	8	.500	822	819	5-3	3-5	2-6	4-7
Columbus	3	13	.187	750	893	2-6	1-7	1-7	2-10

TEAM STATS

	PHI	OPP
SCORING	992	810
Points Per Game	62	50.6
FIRST DOWNS	357	34.2
Rushing	48	54
Passing	266	249
Penalty	43	39
RUSHING YARDAGE	460	372
Yards gained rushing	471	531
Yards lost rushing	17	159
Rushing Attempts	135	114
Average Per Rush	3.4	3.3
Average Per Game	28.8	23.3
TDs Rushing	25	33
PASSING YARDAGE	4433	4416
Att-Comp-Int	554-391-9	594-383-16
Average Per Pass	8.2	7.7
Average Per Catch	8.2	7.7
Average Per Game	277.1	276.0
TDs Passing	104	78
TOTAL OFFENSE	4893	4788
Total Plays	708	732
Average Per Play	6.9	6.5
Average Per Game	305.8	299.3
KICK RETURNS: #-YARDS	92-1571	104-1709
FG RETURNS: #-YARDS	4-34	6-96
INT RETURNS: #-YARDS	16-202	9-76
KICK RETURN AVERAGE	15.9	16.4
FG RETURN AVERAGE	16.0	16.3
INT RETURN AVERAGE	17.6	8.4
FUMBLES-LOST	15-8	27-16
PENALTIES-YARDS	112/715	118/680
Average Per Game	44.7	42.5
TIME OF POSSESSION/GAME	29:41	30:19
3RD-DOWN CONVERSIONS	55/92	56/101
3rd-Down Pct	59.8	55.4
4TH-DOWN CONVERSIONS	19/23	16/28
4th-Down Pct	82.6	57.1
SACKS BY-YARDS	19/86	24/145
MISC YARDS	3	7
TOUCHDOWNS SCORED	140	116
FIELD GOALS-ATT	5-14	5-11
4-point drop-kick FGs	0	0
PAT-ATTEMPTS	123-136	87-104
2-point drop-kick PATs	0	0
ATTENDANCE	131,817	102,545
Games/Avg Per Game	16,477	12,819

SCORE BY QUARTER

	1ST	2ND	3RD	4TH	TOTAL
PHILADELPHIA	214	298	237	243	992
Opponents	195	231	159	224	809

YEARLY BREAKDOWNS - 2008

RUSHING	GP	ATT	GAIN	LOSS	NET	AVG	TD	AVG/G
Matt D'Orazio	16	56	229	5	224	4	11	14
Clifton Smith	15	50	140	9	131	2.6	10	8.7
Wes Ours	16	23	80	1	79	3.4	3	4.9
Glen Gauntt	3	1	11	0	11	11	0	3.7
Tony Graziani	7	1	6	0	6	11	0	0.9
Brent Holmes	5	1	3	0	3	3	0	0.6
Kenny Henderson	2	1	2	0	2	2	0	1
Mike Brown	11	1	0	0	0	0	0	0
Chris Jackson	16	1	0	2	-2	-2	0	-0.1
TOTALS	16	135	471	17	454	3.4	24	28.4
Opponents	16	114	531	159	372	3.3	33	23.3

PASSING	GP	RAT	ATT-COM-INT	PCT.	YDS	TDS	LONG	AVG/G
Matt D'Orazio	16	131.3	416-301-4	72.4	3331	72	43	208.2
Tony Graziani	7	120.7	129-86-4	66.7	1138	30	39	162.6
Glen Gauntt	3	42.7	8-3-1	37.5	34	1	17	11.3
Chris Jackson	16	158.3	1-1-0	100	16	1	16	1
TOTALS	16	127.7	554-391-9	70.6	4519	104	43	282.4
Opponents	16	109.4	594-383-16	64.5	4561	78	45	285.1

RECEIVING	GP	REC	YARDS	AVG	TDS	LONG	AVG/G
Chris Jackson	16	140	1719	12.3	49	41	107.4
Larry Brackins	15	107	1395	13	29	43	93
Darius Watts	6	38	376	9.9	5	27	62.7
Brent Holmes	5	36	343	9.5	6	27	68.6
Sean Scott	6	13	144	11.1	1	25	24
Wes Ours	16	13	96	7.4	2	20	6
Clif Dell	1	12	117	9.8	2	18	117
Kenny Henderson	2	10	122	12.2	3	26	61
Martin Bibla	16	8	82	10.3	1	15	5.1
Phil Bogle	16	7	60	8.6	6	21	3.8
Jamall Broussard	1	5	44	8.8	0	19	44
Mike Brown	11	2	21	10.5	0	17	1.9
TOTALS	16	391	4519	11.6	104	43	282.4
Opponents	16	383	4561	11.9	78	45	285.1

FIELD GOALS	FGM-FGA	PCT	01-19	20-29	30-39	40-49	50-99	LONG	BLK
Connor Hughes	5-14	35.7	1-1	1-5	3-6	0-2	0-0	38	0

FG RETURNS	RET	YARDS	AVG	TDS	LONG
Mike Brown	1	5	5	0	5
Eddie Moten	1	27	27	0	27
TOTALS	2	32	16	0	27
Opponents	6	98	16.3	0	31

TOTAL OFFENSE	GP	PLAYS	RUSH	PASS	TOTAL	AVG/G
Matt D'Orazio	16	470	227	3331	3558	222.4
Tony Graziani	7	132	6	1128	1134	189
Clifton Smith	15	50	133	0	133	8.9
Wes Ours	16	23	80	0	80	5
Glen Gauntt	3	9	11	34	45	15
Chris Jackson	16	2	-2	16	14	0.9
Brent Holmes	5	1	3	0	3	0.3
Kenny Henderson	2	1	2	0	2	1
Mike Brown	11	1	0	0	0	0
TOTALS	16	689	460	4509	4989	310.6
Opponents	16	606	372	3725	4097	256.1

ALL-PURPOSE	GP	RUSH	REC	FG	KOR	IR	TOTAL	AVG/G
Chris Jackson	16	-2	1692	0	9	0	1699	106.2
Larry Brackins	15	0	1412	0	0	0	1412	94.1
Mike Brown	11	0	21	5	1110	28	1164	105.8
Darius Watts	6	0	376	0	0	6	376	62.7
Brent Holmes	5	3	343	0	0	0	346	34.6
Matt D'Orazio	16	227	0	0	0	0	227	14.2
Wes Ours	16	80	96	0	0	0	176	11
Kenny Henderson	2	2	112	0	37	0	151	75.5
Sean Scott	6	0	144	0	0	1	145	20.7
Clifton Smith	15	133	0	0	3	6	142	9.5
Clif Dell	1	0	117	0	0	0	117	117
Martin Bibla	16	0	82	0	0	0	82	5.1
Phil Bogle	16	0	60	0	0	0	60	3.8
Jamall Broussard	1	0	44	0	0	0	44	44
Tony Graziani	7	6	0	0	0	0	6	1
Eddie Moten	15	0	0	27	88	98	213	14.2
TOTALS	16	449	4499	34	1159	41	6182	386.4
Opponents	16	256	4721	98	1593	130	6798	424.9

DEFENSE	GP	TACKLES SOLO	AST	TOT	TFL/YDS	SACKS NO-YDS
Eddie Moten	15	83	21	93.5	0.0/0	0.0-0
Brian Mance	9	45	9	49.5	0.0/0	0.0-0
Clifton Smith	15	33	24	45.0	2.0/10	1.0-9
Rob Keefe	7	36	10	41.0	1.0/1	0.0-0
Mike Brown	11	38	7	41.5	0.0/0	0.0-0
Dee Webb	15	34	12	40.0	0.0/0	0.0-0
Rod Davis	11	26	24	38.0	0.5/1	0.0-0
Gabe Nyenhuis	15	19	18	28.0	11.5/66	10.0-70
Anthony Dunn	11	13	25	25.5	5.5/30	6.0-30
Bryan Save	13	14	7	17.5	6.5/35	5.0-33
Sean Scott	6	9	5	11.5	1.0/1	0.0-0
Raheem Orr	1	6	7	9.5	0.5/0	0.0-0
Larry Brackins	15	7	4	9.0	0.0/0	0.0-0
Mondre Dickerson	1	4	5	6.5	0.5/1	0.0-0
Connor Hughes	16	5	3	6.5	0.0/0	0.0-0
Darius Watts	6	3	0	3.0	0.0/0	0.0-0
Justin Cleveland	1	1	2	2.0	1.0/5	1.0-5
Martin Bibla	16	1	0	1.0	0.0/0	0.0-0
Phil Bogle	16	1	0	1.0	0.0/0	0.0-0
Matt D'Orazio	16	1	0	1.0	0.0/0	0.0-0
Brent Holmes	5	1	0	1.0	0.0/0	0.0-0
Chris Jackson	16	1	0	1.0	0.0/0	0.0-0
Craig Kobel	1	1	0	1.0	0.0/0	0.0-0
Mike Mabry	16	1	0	1.0	0.0/0	0.0-0
Wes Ours	16	1	0	1.0	0.0/0	0.0-0
Durrand Roundtree	1	0	1	0.5	0.0/0	0.0-0
TOTALS	16	435	184	527.0	34.0/0	24.0-151
Opponents	16	437	186	530.0	24.0/0	19.0-0

DEFENSE	GP	PASS DEF INT-YDS	BRUP	QBH	FUMBLES RCV-YDS	FF	BLKD KICK	SAF
Eddie Moten	15	6-98	23	0	1-0	1	0	0
Brian Mance	9	0-0	6	0	1-5	1	0	0
Clifton Smith	15	1-6	1	0	1-0	1	0	0
Rob Keefe	7	0-0	3	0	0-0	0	0	0
Mike Brown	11	5-26	8	0	2-12	0	0	0
Dee Webb	15	0-0	5	0	1-0	1	0	0

YEARLY BREAKDOWNS - 2008

DEFENSE (CONT)	GP	PASS DEF INT-YDS	BRUP	QBH	FUMBLES RCV-YDS	FF	BLKD KICK	SAF
Rod Davis	11	3-71	3	0	2-0	2	0	0
Gabe Nyenhuis	15	0-0	1	0	1-0	5	3	0
Anthony Dunn	11	0-0	3	0	0-0	4	1	0
Bryan Save	13	0-0	0	0	1-5	2	1	2
Sean Scott	6	1-1	0	0	1-0	0	0	0
Raheem Orr	1	0-0	1	0	0-0	0	0	0
Larry Brackins	15	0-0	0	0	1-0	3	0	0
Mondre Dickerson	1	0-0	0	0	0-0	0	1	0
Connor Hughes	16	0-0	0	0	0-0	0	0	0
Darius Watts	6	0-0	0	0	0-0	0	0	0
Justin Cleveland	1	0-0	0	0	0-0	0	0	0
Martin Bibla	16	0-0	0	0	0-0	0	0	0
Phil Bogle	16	0-0	0	0	0-0	0	0	0
Matt D'Orazio	16	0-0	0	0	0-0	0	0	0
Brent Holmes	5	0-0	0	0	0-0	1	0	0
Chris Jackson	16	0-0	0	0	0-0	0	0	0
Craig Kobel	1	0-0	0	0	0-0	0	0	0
Mike Mabry	16	0-0	0	0	0-0	0	0	0
Wes Ours	16	0-0	0	0	0-0	0	0	0
Durrand Roundtree	1	0-0	0	0	0-0	0	0	0
TOTALS	16	16-202	55	0	15-22	22	5	2
Opponents	16	9-76	22	0	15-17	9	3	0

INTERCEPTIONS	NO	YDS	AVG	TDS	LONG
Eddie Moten	6	98	16.3	1	52
Mike Brown	5	106	21.2	0	26
Rod Davis	3	71	23.7	2	35
Clifton Smith	1	6	6.0	0	6
Sean Scott	1	1	1.0	0	1
TOTALS	16	282	17.6	3	52
Opponents	9	76	8.4	2	20

KICK RETURNS	RET	YARDS	AVG	TDS	LONG
Mike Brown	60	1105	18.4	3	57
Rob Keefe	18	339	18.8	0	34
Eddie Moten	8	88	11	0	21
Chris Jackson	5	9	1.8	0	11
Kenny Henderson	4	37	9.3	0	15
Larry Brackins	1	0	0	0	0
Clifton Smith	2	3	1.5	0	3
TOTALS	99	1581	15.9	3	57
Opponents	104	1709	16.4	1	56

FUMBLE RETURNS	NO	YARDS	AVG	TDS	LONG
Mike Brown	2	12	6	0	8
Rod Davis	2	0	0	0	0
Tom Johnson	2	0	0	0	0
Brian Mance	1	5	5	0	5
Bryan Save	1	5	5	0	5
Eddie Moten	1	0	0	0	0
Clifton Smith	1	0	0	0	0
Dee Webb	1	0	0	0	0
Gabe Nyenhuis	1	0	0	0	0
Sean Scott	1	0	0	0	0
Larry Brackins	1	0	0	0	0
TOTALS	15	22	1.5	0	8
Opponents	8	0	0	0	0

SCORING	TD	FGS	KICK	RUSH	RCV	PASS	2PT	SAF	PTS
MORGAN, Donovan	38	0-0	0-0	0-0	0	0-0	0	0	228
NEWTON, Syvelle	25	0-0	0-0	0-0	0	0-0	0	0	150
VENA, Ryan	20	0-0	0-0	0-1	0	0-1	0	0	120
BRACKINS, Larry	13	0-0	0-0	0-0	0	0-0	0	0	78
STOKES, Keith	10	0-0	0-0	0-0	0	0-0	0	0	60
WHITLEY, Darnel	8	0-0	0-0	0-0	0	0-0	0	0	48
STRICTSKY, Jon	0	2-4	39-48	0-0	0	0-0	0	0	45
SMITH, Robbie	0	0-0	35-41	0-0	0	0-0	0	0	35
PAUL, James	0	2-3	13-17	0-0	0	0-0	0	0	19
BROWN, Mike	3	0-0	0-0	0-0	0	0-0	0	0	18
VARNER, Tanner	3	0-0	0-0	0-0	0	0-0	0	0	18
NSEKLE, Ty	3	0-0	0-0	0-0	0	0-0	0	0	18
SCACCIA, Massim	0	0-5	17-22	0-0	0	0-0	0	0	17
TURNER, Alan	2	0-0	0-0	0-0	0	0-0	0	0	12
PERKINS, Brando	2	0-0	0-0	0-0	0	0-0	0	0	12
ALFONZO, Dejuan	1	0-0	0-0	0-0	0	0-0	0	0	6
WALKER, Damian	1	0-0	0-0	0-0	0	0-0	0	0	6
HAYES, Jerome	1	0-0	0-0	0-0	0	0-0	0	0	6
ROSS, Daniel	1	0-0	0-0	0-0	0	0-0	0	0	6
THOMPSON, Domin	1	0-0	0-0	0-0	0	0-0	0	0	6
BARNO, Dustin	0	0-0	0-0	0-0	0	0-0	0	2	4
EVANS, Willie	0	0-0	0-0	0-0	0	0-0	0	1	2
ALLGOOD, Justin	0	0-0	0-0	0-0	0	0-1	0	0	0
Total	132	4-12	104-128	0-1	0	0-2	0	3	914
Opponents	137	9-20	104-126	1-3	5	5-8	0	2	969

FINAL STANDINGS - AMERICAN / EASTERN

TEAM	W	L	PCT.	PF	PA	HOME	AWAY	DIV	CONF
Cleveland	10	8	.555	904	842	7-2	3-6	4-2	6-5
Pittsburgh	9	9	.500	870	972	5-4	4-5	4-2	5-6
Milwaukee	7	11	.388	872	867	4-5	3-6	1-5	3-8
Phiadelphia	6	12	.333	914	969	4-5	2-7	3-3	5-6

TEAM STATISTICS

	PHI	OPP
SCORING	914	969
Points Per Game	50.8	53.8
FIRST DOWNS	353	360
Rushing	43	51
Passing	260	269
Penalty	50	40
RUSHING YARDAGE	291	282
Yards gained rushing	323	327
Yards lost rushing	32	45
Rushing Attempts	115	138
Average Per Rush	2.5	2.0
Average Per Game	16.2	15.7
TDs Rushing	33	32
PASSING YARDAGE	4915	4567
Att-Comp-Int	606-370-32	640-414-22
Average Per Pass	8.1	7.1
Average Per Catch	13.3	11.0
Average Per Game	273.1	253.7
TDs Passing	87	91
TOTAL OFFENSE	5206	4849
Total Plays	752	807
Average Per Play	6.9	6.0
Average Per Game	289.2	269.4
KICK RETURNS: #-Yards	120-1854	97-1717
FG RETURNS: #-Yards	5-67	5-124
INT RETURNS: #-Yards	22-243	32-427
KICK RETURN AVERAGE	15.4	17.7
FG RETURN AVERAGE	13.4	24.8
INT RETURN AVERAGE	11.0	13.3
FUMBLES-LOST	26-17	32-15
PENALTIES-Yards	153-909	143-889
Average Per Game	50.5	49.4
TIME OF POSSESSION/Game	30:10	29:56
3RD-DOWN Conversions	40/90	51/115
3rd-Down Pct	44%	44%
4TH-DOWN Conversions	20/37	20/36
4th-Down Pct	54%	56%
SACKS BY-Yards	29-165	31-151
MISC YARDS	45	-66
TOUCHDOWNS SCORED	132	137
FIELD GOALS-ATTEMPTS	4-12	9-20
ON-SIDE KICKS	1-17	5-11
RED-ZONE SCORES	76-96 79%	94-120 78%
RED-ZONE TOUCHDOWNS	73-96 76%	89-120 74%
4-point drop-kick FGs	0-0	0-0
PAT-ATTEMPTS	104-128 81%	104-126 83%
2-point drop-kick PATs	0-0	0-0
ATTENDANCE	88220	81061
Games/Avg Per Game	9/9802	9/9007

SCORE BY QUARTER

	1ST	2ND	3RD	4TH	OT	TOTAL
--	-----	-----	-----	-----	----	-------

YEARLY BREAKDOWNS - 2011

PHILADELPHIA	193	288	167	260	6	914
Opponents	205	258	204	302	0	969

RUSHING	GP	ATT	GAIN	LOSS	NET	AVG	TD	LONG	AVG/G
VENA, Ryan	18	56	175	16	159	2.8	20	32	8.8
WHITLEY, Darnel	18	26	71	2	69	2.7	7	9	3.8
NEWTON, Syvelle	18	6	17	0	17	2.8	3	5	0.9
ROSS, Daniel	5	8	15	0	15	1.9	1	4	3.0
STOKES, Keith	13	2	9	0	9	4.5	0	6	0.7
THOMPSON, Domin	1	2	12	4	8	4.0	0	12	8.0
WALKER, Damian	5	5	8	0	8	1.6	1	5	1.6
MORGAN, Donovan	16	6	13	7	6	1.0	1	5	0.4
ALLGOOD, Justin	5	2	3	0	3	1.5	0	2	0.6
KIRSCH, Brandon	1	1	0	0	0	0.0	0	0	0.0
Total	18	115	323	32	291	2.5	33	32	16.2
Opponents	18	138	327	45	282	2.0	32	13	15.7

PASSING	GP	RATING	CMP-ATT-INT	PCT	YDS	TD	LNG	AVG/G
VENA, Ryan	18	107.74	276-448-22	61.6	3840	70	49	213.3
ALLGOOD, Justin	5	88.45	79-132-7	59.8	1016	14	46	203.2
KIRSCH, Brandon	1	59.17	14-25-3	56.0	180	2	36	180.0
NEWTON, Syvelle	18	158.33	1-1-0	100.0	16	1	16	0.9
Total	18	100.65	370-606-32	61.1	4915	87	49	273.1
Opponents	18	106.95	414-640-22	64.7	4567	91	45	253.7

RECEIVING	GP	NO.	YDS	AVG	TD	LONG	AVG/G
MORGAN, Donovan	16	121	1959	16.2	37	46	122.4
NEWTON, Syvelle	18	100	1286	12.9	21	45	71.4
STOKES, Keith	13	78	940	12.1	7	49	72.3
BRACKINS, Larry	16	41	492	12.0	13	33	30.8
NSEKLE, Ty	18	8	91	11.4	3	17	5.1
BROWN, Mike	17	6	108	18.0	2	36	6.4
TURNER, Alan	1	6	51	8.5	2	11	51.0
WHITLEY, Darnel	18	4	52	13.0	1	20	2.9
THOMPSON, Domin	1	2	28	14.0	1	16	28.0
HOLSTROM, Ryne	2	2	23	11.5	0	13	11.5
WALKER, Damian	5	2	22	11.0	0	13	4.4
Total	18	370	5052	13.7	87	49	280.7
Opponents	18	414	4714	11.4	91	45	261.9

FIELD GOALS	FGM-FGA	PCT	01-19	20-29	30-39	40-49	50-99	LG	BLK
PAUL, James	2-3	66.7	1-1	1-2	0-0	0-0	0-0	25	0
SCACCIA, Massim	0-5	0.0	0-1	0-1	0-1	0-0	0-2	0	1
STRICTSKY, Jon	2-4	50.0	1-1	1-1	0-0	0-2	0-0	20	1

FG RETURNS	NO.	YDS	AVG	TD	LONG
MARTIN, Chris	3	35	11.7	0	20
BROWN, Mike	1	32	32.0	0	32
RICHARDSON, Ken	1	0	0.0	0	0
Total	5	67	13.4	0	32
Opponents	5	124	24.8	0	34

TOTAL OFFENSE	G	PLAYS	RUSH	PASS	TOTAL	AVG/G
VENA, Ryan	18	504	159	3840	3999	222.2
ALLGOOD, Justin	5	134	3	1016	1019	203.8
KIRSCH, Brandon	1	26	0	180	180	180.0
WHITLEY, Darnel	18	26	69	0	69	3.8
NEWTON, Syvelle	18	7	17	16	33	1.8
ROSS, Daniel	5	8	15	0	15	3.0
STOKES, Keith	13	2	9	0	9	0.7
THOMPSON, Domin	1	2	8	0	8	8.0
WALKER, Damian	5	5	8	0	8	1.6
MORGAN, Donovan	16	6	6	0	6	0.4
Total	18	721	291	4915	5206	289.2
Opponents	18	778	282	4567	4849	269.4

ALL PURPOSE	G	RUSH	REC	FG	KOR	IR	TOT	AVG/G
STOKES, Keith	13	9	940	0	1200	0	2149	165.3
MORGAN, Donovan	16	6	1959	0	0	0	1965	122.8
NEWTON, Syvelle	18	17	1286	0	0	0	1303	72.4
BROWN, Mike	17	0	108	32	390	77	607	35.7
BRACKINS, Larry	16	0	492	0	5	0	497	31.1
MARTIN, Chris	13	0	0	35	213	0	248	19.1
VENA, Ryan	18	159	0	0	0	0	159	8.8
WHITLEY, Darnel	18	69	52	0	0	0	121	6.7
NSEKLE, Ty	18	0	91	0	0	0	91	5.1
VARNER, Tanner	7	0	0	0	12	74	86	12.3
ALFONZO, Dejuan	10	0	0	0	29	39	68	6.8
TURNER, Alan	1	0	51	0	0	0	51	51.0
SADLER, James	11	0	0	0	5	39	44	4.0
THOMPSON, Domin	1	8	28	0	0	0	36	36.0
WALKER, Damian	5	8	22	0	0	0	30	6.0
HOLSTROM, Ryne	2	0	23	0	0	0	23	11.5
ROSS, Daniel	5	15	0	0	0	0	15	3.0
HAYES, Jerome	15	0	0	0	0	8	8	0.5
PERKINS, Brando	17	0	0	0	0	5	5	0.3
ALLGOOD, Justin	5	3	0	0	0	0	3	0.6
FITZGERALD, Jef	15	0	0	0	0	1	1	0.1
Total	18	291	5052	67	1854	243	7507	417.1

DEFENSE	GP	TACKLES SOLO	AST	TOT	TFL/YDS	SACKS NO-YDS
RICHARDSON, Ken	16	57	14	64.0	.	.
BROWN, Mike	17	52	20	62.0	4.0-12	.
MARTIN, Chris	13	54	14	61.0	1.0-23	.
PERKINS, Brando	17	42	19	51.5	8.5-42	5.5-34
VARNER, Tanner	7	40	10	45.0	.	.
SADLER, James	11	38	4	40.0	1.0-2	.
MALONE, Antonio	7	35	3	36.5	.	.
ALFONZO, Dejuan	10	29	15	36.5	2.5-6	.
FITZGERALD, Jef	15	23	9	27.5	3.5-20	2.5-18
HAYES, Jerome	15	16	10	21.0	3.0-16	1.0-7
BARNO, Dustin	14	16	6	19.0	7.5-61	5.5-39
CAMPBELL, Darrell	18	12	8	16.0	10.0-46	9.0-45
FRANK, Chris	2	9	6	12.0	.	.
BRACKINS, Larry	16	9	3	10.5	.	.
NEWTON, Syvelle	18	8	.	8.0	.	.
BRIGHT, Callaha	4	5	3	6.5	1.0-1	.
EVANS, Willie	8	5	1	5.5	1.5-2	1.5-2
STOKES, Keith	13	5	.	5.0	.	.
WHITLEY, Darnel	18	5	.	5.0	.	.

YEARLY BREAKDOWNS - 2011

DEFENSE (CONT)	GP	TACKLES SOLO	AST	TOT	TFL/YDS	SACKS NO-YDS
MORGAN, Donovan	16	4	.	4.0	.	.
BROWN, Melik	1	3	2	4.0	1.5-6	1.0-6
NSEKLE, Ty	18	3	1	3.5	.	.
BROWN, M.	1	3	1	3.5	1.0-1	1.0-1
STRICTSKY, Jon	7	3	.	3.0	.	.
POWELL, Robbie	5	2	.	2.0	.	.
MCMACKIN, Rob	11	2	.	2.0	.	.
JEHOVAH, Tramai	6	2	.	2.0	1.0-4	1.0-4
GARDNER, Drew	1	1	1	1.5	.	.
SCACCIA, Massim	3	1	1	1.5	.	.
ALLGOOD, Justin	5	1	.	1.0	.	.
AUMAITRE, Nyere	14	1	.	1.0	.	.
THOMPSON, Domin	1	.	1	0.5	.	.
Total	18	488	152	564.0	49-265	29-165
Opponents	18	446	132	512.0	38-175	31-151

DEFENSE	GP	PASS DEF INT-YDS	BRUP	QBH	FUMBLES RCV-YDS	FF	BLKD KICK	SAF
RICHARDSON, Ken	16	1-0	11	.	1-36	2	.	.
BROWN, Mike	17	8-77	2	.	0-1	.	.	.
MARTIN, Chris	13	1-0	4	.	1-30	.	.	.
PERKINS, Brando	17	1-5	3	1	3-4	2	.	.
VARNER, Tanner	7	5-74	4	.	1-5	.	1	.
SADLER, James	11	2-39	3	.	1-0	1	.	.
MALONE, Antonio	7	1-0	6
ALFONZO, Dejuan	10	1-39	2	.	2-3	.	.	.
FITZGERALD, Jef	15	1-1	3	.	2-0	3	.	.
HAYES, Jerome	15	1-8	3	.	1-47	.	.	.
BARNO, Dustin	14	.	2	.	1-0	3	2	2
CAMPBELL, Darrell	18	.	1	1	.	2	1	.
FRANK, Chris	2	.	.	.	1-0	.	.	.
BRACKINS, Larry	16	1	.	.
NEWTON, Syvelle	18
BRIGHT, Callaha	4
EVANS, Willie	8	1
STOKES, Keith	13
WHITLEY, Darnel	18
MORGAN, Donovan	16
BROWN, Melik	1
NSEKLE, Ty	18
BROWN, M.	1
STRICTSKY, Jon	7
POWELL, Robbie	5
MCMACKIN, Rob	11
JEHOVAH, Tramai	6	.	.	.	1	.	.	.
GARDNER, Drew	1
SCACCIA, Massim	3
ALLGOOD, Justin	5
AUMAITRE, Nyere	14
THOMPSON, Domin	1
Total	18	22-243	44	2	14-126	16	4	3
Opponents	18	32-427	70	16	13-14	10	4	2

INTERCEPTIONS	NO.	YDS	AVG	TD	LONG
BROWN, Mike	8	77	9.6	1	19
VARNER, Tanner	5	74	14.8	2	36
SADLER, James	2	39	19.5	0	38
PERKINS, Brando	1	5	5.0	0	5
MALONE, Antonio	1	0	0.0	0	0
HAYES, Jerome	1	8	8.0	0	8
RICHARDSON, Ken	1	0	0.0	0	0
MARTIN, Chris	1	0	0.0	0	0
FITZGERALD, Jef	1	1	1.0	0	1
ALFONZO, Dejuan	1	39	39.0	1	39
Total	22	243	11.0	4	39
Opponents	32	427	13.3	8	50

KICK RETURNS	NO.	YDS	AVG	TD	LONG
STOKES, Keith	66	1200	18.2	2	57
BROWN, Mike	23	390	17.0	0	39
MARTIN, Chris	14	213	15.2	0	22
ALFONZO, Dejuan	7	29	4.1	0	18
TEAM	4	0	0.0	0	0
SADLER, James	3	5	1.7	0	5
VARNER, Tanner	1	12	12.0	1	12
WHITLEY, Darnel	1	0	0.0	0	0
BRACKINS, Larry	1	5	5.0	0	5
Total	120	1854	15.4	3	57
Opponents	97	1717	17.7	4	56

FUMBLE RETURNS	NO.	YDS	AVG	TD	LONG
VARNER, Tanner	1	5	5.0	0	0
PERKINS, Brando	1	4	4.0	2	0
MARTIN, Chris	1	30	30.0	0	30
HAYES, Jerome	1	47	47.0	1	47
RICHARDSON, Ken	1	36	36.0	0	35
BROWN, Mike	1	1	1.0	0	0
ALFONZO, Dejuan	1	3	3.0	0	3
NEWTON, Syvelle	0	0	0.0	1	0
STOKES, Keith	0	0	0.0	1	0
Total	7	126	18.0	5	47
Opponents	6	14	2.3	2	7

SCORING	TD	FGS	KICK	RUSH	RCV	PASS	2PT	SAF	PTS
MORGAN, Donovan	38	0-0	0-0	0-0	0	0-0	0	0	228
NEWTON, Syvelle	25	0-0	0-0	0-0	0	0-0	0	0	150
VENA, Ryan	20	0-0	0-0	0-1	0	0-1	0	0	120
BRACKINS, Larry	13	0-0	0-0	0-0	0	0-0	0	0	78
STOKES, Keith	10	0-0	0-0	0-0	0	0-0	0	0	60
WHITLEY, Darnel	8	0-0	0-0	0-0	0	0-0	0	0	48
STRICTSKY, Jon	0	2-4	39-48	0-0	0	0-0	0	0	45
SMITH, Robbie	0	0-0	35-41	0-0	0	0-0	0	0	35
PAUL, James	0	2-3	13-17	0-0	0	0-0	0	0	19
BROWN, Mike	3	0-0	0-0	0-0	0	0-0	0	0	18
VARNER, Tanner	3	0-0	0-0	0-0	0	0-0	0	0	18
NSEKLE, Ty	3	0-0	0-0	0-0	0	0-0	0	0	18
SCACCIA, Massim	0	0-5	17-22	0-0	0	0-0	0	0	17
TURNER, Alan	2	0-0	0-0	0-0	0	0-0	0	0	12
PERKINS, Brando	2	0-0	0-0	0-0	0	0-0	0	0	12
ALFONZO, Dejuan	1	0-0	0-0	0-0	0	0-0	0	0	6
WALKER, Damian	1	0-0	0-0	0-0	0	0-0	0	0	6
HAYES, Jerome	1	0-0	0-0	0-0	0	0-0	0	0	6
ROSS, Daniel	1	0-0	0-0	0-0	0	0-0	0	0	6
THOMPSON, Domin	1	0-0	0-0	0-0	0	0-0	0	0	6
BARNO, Dustin	0	0-0	0-0	0-0	0	0-0	0	2	4
EVANS, Willie	0	0-0	0-0	0-0	0	0-0	0	1	2
ALLGOOD, Justin	0	0-0	0-0	0-0	0	0-1	0	0	0
Total	132	4-12	104-128	0-1	0	0-2	0	3	914
Opponents	137	9-20	104-126	1-3	5	5-8	0	2	969

FINAL STANDINGS - AMERICAN / EASTERN

TEAM	W	L	PCT.	PF	PA	HOME	AWAY	DIV	CONF
Philadelphia	15	3	.833	1228	919	7-2	8-1	4-2	12-2
Cleveland	8	10	.444	879	875	5-4	3-6	4-2	6-8
Milwaukee	5	13	.277	960	1062	2-6	3-7	3-3	4-7
Pittsburgh	5	13	.277	827	963	1-8	4-5	1-5	4-9

TEAM STATISTICS

	PHI	OPP
SCORING	1228	919
Points Per Game	68.2	51.1
FIRST DOWNS	396	361
Rushing	78	51
Passing	274	257
Penalty	44	53
RUSHING YARDAGE	796	477
Yards gained rushing	858	526
Yards lost rushing	62	49
Rushing Attempts	191	139
Average Per Rush	4.2	3.4
Average Per Game	44.2	26.5
TDs Rushing	41	25
PASSING YARDAGE	5026	4721
Att-Comp-Int	576-383-20	686-409-34
Average Per Pass	8.7	6.9
Average Per Catch	13.1	11.5
Average Per Game	279.2	262.3
TDs Passing	119	96
TOTAL OFFENSE	5822	5198
Total Plays	772	858
Average Per Play	7.5	6.1
Average Per Game	323.4	288.8
KICK RETURNS: #-Yards	105-1916	139-2555
FG RETURNS: #-Yards	1-17	0-0
INT RETURNS: #-Yards	34-505	20-343
KICK RETURN AVERAGE	18.2	18.4
FG RETURN AVERAGE	17.0	0.0
INT RETURN AVERAGE	14.9	17.1
FUMBLES-LOST	28-21	43-30
PENALTIES-Yards	139-876	127-783
Average Per Game	48.7	43.5
TIME OF POSSESSION/ Game	28:14	-28:-54
3RD-DOWN Conversions	46/85	57/125
3rd-Down Pct	54%	46%
4TH-DOWN Conversions	13/25	17/47
4th-Down Pct	52%	36%
SACKS BY-Yards	33-178	5-34
MISC YARDS	43	66
TOUCHDOWNS SCORED	177	133
FIELD GOALS-ATTEMPTS	0-1	4-11
ON-SIDE KICKS	5-14	7-24
RED-ZONE SCORES	91-116 78%	80-109 73%
RED-ZONE TOUCH- DOWNS	91-116 78%	78-109 72%
4-point drop-kick FGs	0-0	0-0
PAT-ATTEMPTS	152-173 88%	107-127 84%
2-point drop-kick PATs	0-0	0-0
ATTENDANCE	91419	65384
Games/Avg Per Game	9/10158	9/7265

YEARLY BREAKDOWNS - 2012

SCORE BY QUARTER	1ST	2ND	3RD	4TH	TOTAL
PHILADELPHIA	231	364	277	356	1228
Opponents	223	255	192	249	919

RUSHING	GP	ATT	GAIN	LOSS	NET	AVG	TD	LONG	AVG/G
ROSS, Derrick	16	146	688	43	645	4.4	32	42	40.3
MORGAN, Donovan	11	10	84	0	84	8.4	1	12	7.6
BROWN, Melik	13	13	55	1	54	4.2	4	16	4.2
SAMMONS, Emery	12	4	15	4	11	2.8	1	6	0.9
HOGGARD, Alfonso	2	1	6	0	6	6.0	1	6	3.0
HUGHLEY, Jeff	18	2	3	1	2	1.0	0	3	0.1
JONES, Tiger	16	2	2	5	-3	-1.5	0	2	-0.2
RAUDABAUGH, Dan	18	13	5	8	-3	-0.2	2	2	-0.2
Total	18	191	858	62	796	4.2	41	42	44.2
Opponents	18	139	526	49	477	3.4	25	25	26.5

PASSING	GP	RATING	CMP-ATT-INT	PCT	YDS	TD	LNG	AVG/G
RAUDABAUGH, Dan	18	120.60	362-540-18	67.0	4790	115	45	266.1
DIMICHELE, Ada	14	79.35	20-35-2	57.1	269	3	36	19.2
BROWN, Melik	13	118.75	1-1-0	100.0	1	1	1	0.1
Total	18	118.97	383-576-20	66.5	5026	119	45	279.2
Opponents	18	94.78	409-686-34	59.6	4721	96	47	262.3

RECEIVING	GP	NO.	YDS	AVG	TD	LONG	AVG/G
JONES, Tiger	16	133	2010	15.1	47	45	125.6
MORGAN, Donovan	11	79	1020	12.9	26	45	92.7
HUGHLEY, Jeff	18	77	1001	13.0	19	36	55.6
SAMMONS, Emery	12	48	598	12.5	8	37	49.8
BRACKINS, Larry	10	20	149	7.4	12	22	14.9
ROSS, Derrick	16	13	187	14.4	5	39	11.7
DUNCAN, Zipp	10	11	77	7.0	1	16	7.7
RYAN, Greg	3	1	9	9.0	1	9	3.0
HOGGARD, Alfonso	2	1	9	9.0	0	9	4.5
Total	18	383	5060	13.2	119	45	281.1
Opponents	18	409	4897	12.0	96	47	272.1

FIELD GOALS	FGM-FGA	PCT	01-19	20-29	30-39	40-49	50-99	LG	BLK
HAMILTON, Remy	0-1	0.0	0-0	0-1	0-0	0-0	0-0	0	0

FG RETURNS	NO.	YDS	AVG	TD	LONG
HUGHLEY, Jeff	1	17	17.0	0	17
Total	1	17	17.0	0	17
Opponents	0	0	0.0	0	0

TOTAL OFFENSE	G	PLAYS	RUSH	PASS	TOTAL	AVG/G
RAUDABAUGH, Dan	18	553	-3	4790	4787	265.9
ROSS, Derrick	16	146	645	0	645	40.3
DIMICHELE, Ada	14	35	0	269	269	19.2
MORGAN, Donovan	11	10	84	0	84	7.6
BROWN, Melik	13	14	54	1	55	4.2
SAMMONS, Emery	12	4	11	0	11	0.9
HOGGARD, Alfonso	2	1	6	0	6	3.0
HUGHLEY, Jeff	18	2	2	0	2	0.1
JONES, Tiger	16	2	-3	0	-3	-0.2
Total	18	767	796	5026	5822	323.4
Opponents	18	825	477	4721	5198	288.8

ALL PURPOSE	G	RUSH	REC	FG	KOR	IR	TOT	AVG/G
HUGHLEY, Jeff	18	2	1001	17	1865	0	2885	160.3
JONES, Tiger	16	-3	2010	0	0	0	2007	125.4
MORGAN, Donovan	11	84	1020	0	0	0	1104	100.4
ROSS, Derrick	16	645	187	0	0	0	832	52.0
SAMMONS, Emery	12	11	598	0	5	0	614	51.2
KIZER, Rayshaun	18	0	0	0	0	195	195	10.8
RICHARDSON, Kent	18	0	0	0	0	178	178	9.9
BRACKINS, Larry	10	0	149	0	0	0	149	14.9
GOOSBY, Joe	18	0	0	0	17	84	101	5.6
DUNCAN, Zipp	10	0	77	0	0	0	77	7.7
BROWN, Melik	13	54	0	0	0	0	54	4.2
ROBINSON, Miche	9	0	0	0	12	35	47	5.2
PERKINS, Brando	11	0	0	0	17	0	17	1.5
HOGGARD, Alfonso	2	6	9	0	0	0	15	7.5
PERRY, Keon	7	0	0	0	0	9	9	1.3
RYAN, Greg	3	0	9	0	0	0	9	3.0
STEVENSON, Larico	6	0	0	0	0	4	4	0.7
RAUDABAUGH, Dan	18	-3	0	0	0	0	-3	-0.2
Total	18	796	5060	17	1916	505	8294	460.8
Opponents	18	477	4897	0	2555	343	8272	459.6

DEFENSE	GP	TACKLES SOLO	AST	TOT	TFL/YDS	SACKS NO-YDS
GOOSBY, Joe	18	74	44	96.0	2.0-4	1.5-2
KIZER, Rayshaun	18	72	18	81.0	1.5-4	.
RICHARDSON, Kent	18	73	15	80.5	2.0-2	.
ROBINSON, Miche	9	33	8	37.0	.	.
ROBINSON, Bryan	17	32	8	36.0	13.0-90	10.0-73
HUGHLEY, Jeff	18	21	7	24.5	.	.
NELSON, Colin	5	18	8	22.0	.	.
PERRY, Keon	7	18	5	20.5	.	.
STEVENSON, Larico	6	19	2	20.0	1.0-3	.
BEAR, Dusty	12	15	8	19.0	5.0-21	3.0-15
PERKINS, Brando	11	16	4	18.0	8.0-25	4.0-16
BRACKINS, Larry	10	15	4	17.0	.	.
BARNO, Dustin	16	12	9	16.5	7.0-32	5.0-25
BROWN, Melik	13	14	3	15.5	.	.
WARREN, Justin	8	11	7	14.5	4.5-15	2.5-10
SAMMONS, Emery	12	11	2	12.0	.	.
HAYES, Jerome	7	10	3	11.5	1.0-3	1.0-3
LANGLEY, T.J.	8	4	5	6.5	2.5-13	2.0-12
HUGHES, Connor	10	5	1	5.5	.	.
SCOTT, Sam	2	3	3	4.5	2.0-5	.
ROSS, Derrick	16	4	1	4.5	0.5-2	.
DIMICHELE, Ada	14	4	1	4.5	.	.
MARFUGGI, Phil	7	3	1	3.5	.	.
JONES, Tiger	16	3	.	3.0	.	.
CAMPBELL, Darre	8	2	1	2.5	1.0-4	1.0-4
DUNCAN, Zipp	10	2	.	2.0	.	.
MORGAN, Donovan	11	1	1	1.5	.	.
TEAM	9	1	.	1.0	1.0-1	.
HAMILTON, Remy	1	1	.	1.0	.	.
JOHNSON, Christ	14	1	.	1.0	.	.
Total	18	498	169	582.5	52-224	33-178
Opponents	18	414	214	521.0	21-75	5-34

YEARLY BREAKDOWNS - 2012

DEFENSE	GP	PASS DEF INT-YDS	BRUP	QBH	FUMBLES RCV-YDS	FF	BLKD KICK	SAF
GOOSBY, Joe	18	4-84	2	.	2-0	2	.	.
KIZER, Rayshaun	18	11-195	30	.	2-41	2	.	.
RICHARDSON, Kent	18	14-178	15	.	3-7	4	.	.
ROBINSON, Miche	9	1-35	3	.	3-0	1	.	.
ROBINSON, Bryan	17	.	3	4	1-1	5	7	.
HUGHLEY, Jeff	18
NELSON, Colin	5	.	3	.	1-5	.	.	.
PERRY, Keon	7	1-9	2	.	1-15	.	.	.
STEVENSON, Larico	6	2-4	2	.	2-0	1	.	.
BEAR, Dusty	12	1-0	1	.	3-0	1	.	.
PERKINS, Brando	11	.	1	2
BRACKINS, Larry	10
BARNO, Dustin	16	.	.	.	1-0	1	.	2
BROWN, Melik	13	.	1	.	2-0	1	.	.
WARREN, Justin	8	.	2	1	1-36	3	.	.
SAMMONS, Emery	12
HAYES, Jerome	7	2	.	.
LANGLEY, T.J.	8	.	.	.	1-0	.	.	.
HUGHES, Connor	10
SCOTT, Sam	2	.	1
ROSS, Derrick	16
DIMICHELE, Ada	14
MARFUGGI, Phil	7	.	.	.	1-0	.	.	.
JONES, Tiger	16	1	.	.
CAMPBELL, Darre	8	.	1	1
DUNCAN, Zipp	10
MORGAN, Donovan	11
TEAM	9	.	.	.	1-0	.	.	.
HAMILTON, Remy	1
JOHNSON, Christ	14
Total	18	34-505	67	7	25-105	24	7	3
Opponents	18	20-343	40	2	18-93	15	1	

INTERCEPTIONS	NO.	YDS	AVG	TD	LONG
RICHARDSON, Kent	14	178	12.7	2	47
KIZER, Rayshaun	11	195	17.7	2	41
GOOSBY, Joe	4	84	21.0	3	37
STEVENSON, Larico	2	4	2.0	0	4
ROBINSON, Miche	1	35	35.0	0	35
BEAR, Dusty	1	0	0.0	0	0
PERRY, Keon	1	9	9.0	0	9
Total	34	505	14.9	7	47
Opponents	20	343	17.1	4	47

KICK RETURNS	NO.	YDS	AVG	TD	LONG
HUGHLEY, Jeff	92	1865	20.3	5	58
GOOSBY, Joe	3	17	5.7	0	9
PERKINS, Brando	2	17	8.5	0	17
SAMMONS, Emery	2	5	2.5	0	3
KIZER, Rayshaun	1	0	0.0	0	0
ROBINSON, Miche	1	12	12.0	1	12
Total	105	1916	18.2	6	58
Opponents	139	2555	18.4	5	58

FUMBLE RETURNS	NO.	YDS	AVG	TD	LONG
BROWN, Melik	2	0	0.0	1	0
PERRY, Keon	1	15	15.0	0	15
ROBINSON, Bryan	1	1	1.0	1	1
NELSON, Colin	1	5	5.0	0	5
KIZER, Rayshaun	1	41	41.0	1	41
WARREN, Justin	1	36	36.0	1	36
RICHARDSON, Kent	1	7	7.0	0	7
Total	8	105	13.1	4	41
Opponents	6	93	15.5	3	40

FINAL STANDINGS - AMERICAN / EASTERN

TEAM	W	L	PCT.	PF	PA	HOME	AWAY	DIV	CONF
Cleveland	17	1	.944	991	782	9-0	8-1	7-1	12-1
Pittsburgh	15	3	.833	1015	778	8-1	7-2	6-2	11-2
Philadelphia	9	9	.500	1021	949	7-2	2-7	2-5	7-7
Iowa	6	12	.333	848	1046	3-6	3-6	0-7	2-10

TEAM STATISTICS

	PHI	OPP
SCORING	1052	839
Points Per Game	58.4	46.6
FIRST DOWNS	352	310
Rushing	57	36
Passing	256	227
Penalty	39	47
RUSHING YARDAGE	556	323
Yards gained rushing	637	398
Yards lost rushing	81	75
Rushing Attempts	187	128
Average Per Rush	3.0	2.5
Average Per Game	30.9	17.9
TDs Rushing	39	24
PASSING YARDAGE	4758	4632
Att-Comp-Int	597-402-16	653-371-26
Average Per Pass	8.0	7.1
Average Per Catch	11.8	12.5
Average Per Game	264.3	257.3
TDs Passing	98	89
TOTAL OFFENSE	5314	4955
Total Plays	791	812
Average Per Play	6.7	6.1
Average Per Game	295.2	275.3
KICK RETURNS: #-Yards	97-1248	116-1991
FG RETURNS: #-Yards	0-0	1-20
INT RETURNS: #-Yards	26-361	16-181
KICK RETURN AVERAGE	12.9	17.2
FG RETURN AVERAGE	0.0	20.0
INT RETURN AVERAGE	13.9	11.3
FUMBLES-LOST	33-24	21-18
PENALTIES-Yards	126-815	146-887
Average Per Game	45.3	49.3
TIME OF POSSESSION/Game	30:05	30:15
3RD-DOWN Conversions	55/104	56/127
3rd-Down Pct	53%	44%
4TH-DOWN Conversions	20/35	16/53
4th-Down Pct	57%	30%
SACKS BY-Yards	31-152	7-47
MISC YARDS	12	34
TOUCHDOWNS SCORED	149	121
FIELD GOALS-ATTEMPTS	6-7	4-9
ON-SIDE KICKS	2-17	2-21
RED-ZONE SCORES	98-119 82%	75-102 74%
RED-ZONE TOUCHDOWNS	94-119 79%	74-102 73%
4-point drop-kick FGs	0-1	0-0
PAT-ATTEMPTS.	126-141 89%	79-101 78%
2-point drop-kick PATs	1-1	0-1
ATTENDANCE	81681	77284
Games/Avg PerGame	9/9076	9/8587

SCORE BY QUARTER

	1ST	2ND	3RD	4TH	OT	TOTAL
PHILADELPHIA	250	309	212	281	0	1052
Opponents	161	238	190	243	7	839

YEARLY BREAKDOWNS - 2013

RUSHING	GP	ATT	GAIN	LOSS	NET	AVG	TD	LONG	AVG/G
ROSS, Derrick	18	153	542	36	506	3.3	35	44	28.1
THURMAN, Andrae	18	11	36	4	32	2.9	1	9	1.8
MCDANIEL, Ryan	12	9	30	0	30	3.3	1	7	2.5
JONES, Jason	18	0	11	0	11	0.0	0	0	0.6
JONES, Anthony	18	3	5	0	5	1.7	2	2	0.3
GACHETTE, Steven	7	2	2	12	-10	-5.0	0	2	-1.4
RAUDABAUGH, Dan	18	9	11	29	-18	-2.0	0	0	-1.0
Total	18	187	637	81	556	3.0	39	44	30.9
Opponents	18	128	398	75	323	2.5	24	33	17.9

PASSING	GP	RATING	CMP-ATT-INT	PCT	YDS	TD	LNG	AVG/G
RAUDABAUGH, Dan	18	122.37	390-573-14	68.1	4699	96	45	261.1
ALMOND, Dustin	9	28.33	9-20-2	45.0	76	1	16	8.4
GACHETTE, Steven	7	122.92	3-4-0	75.0	18	1	11	2.6
Total	18	119.82	402-597-16	67.3	4758	98	45	264.3
Opponents	18	96.47	371-653-26	56.8	4632	89	48	257.3

RECEIVING	GP	NO.	YDS	AVG	TD	LONG	AVG/G
JONES, Anthony	18	150	2121	14.1	37	45	117.8
THURMAN, Andrae	18	117	1197	10.2	16	38	66.5
MCDANIEL, Ryan	12	65	819	12.6	21	45	68.2
BRACKINS, Larry	14	27	243	9.0	15	19	17.4
ROBINSON, Alvan	5	13	196	15.1	2	26	39.2
ROSS, Derrick	18	13	69	5.3	4	14	3.8
SAMMONS, Emery	5	10	125	12.5	1	31	25.0
JONES, Jason	18	7	23	3.3	2	9	1.3
Total	18	402	4793	11.9	98	45	266.3
Opponents	18	371	4752	12.8	89	48	264.0

FIELD GOALS	FGM-FGA	PCT	01-19	20-29	30-39	40-49	50-99	LG	BLK
MARTINEZ, Carlos	6-7	85.7	0-0	4-4	1-1	1-2	0-0	47	0

TOTAL OFFENSE	G	PLAYS	RUSH	PASS	TOTAL	AVG/G
RAUDABAUGH, Dan	18	582	-18	4699	4681	260.1
ROSS, Derrick	18	153	506	0	506	28.1
ALMOND, Dustin	9	20	0	76	76	8.4
THURMAN, Andrae	18	11	32	0	32	1.8
MCDANIEL, Ryan	12	9	30	0	30	2.5
JONES, Jason	18	0	11	0	11	0.6
GACHETTE, Steven	7	6	-10	18	8	1.1
JONES, Anthony	18	3	5	0	5	0.3
TEAM	9	0	0	-35	-35	-3.9
Total	18	784	556	4758	5314	295.2
Opponents	18	781	323	4632	4955	275.3

ALL PURPOSE	G	RUSH	REC	FG	KOR	IR	TOT	AVG/G
JONES, Anthony	18	5	2121	0	0	0	2126	118.1
THURMAN, Andrae	18	32	1197	0	170	0	1399	77.7
MCDANIEL, Ryan	12	30	819	0	7	0	856	71.3
ROBINSON, Alvan	5	0	196	0	408	0	604	120.8
ROSS, Derrick	18	506	69	0	0	0	575	31.9
STEVENSON, LaRico	15	0	0	0	449	72	521	34.7
BRACKINS, Larry	14	0	243	0	16	28	287	20.5
ROMAIN, James	15	0	0	0	162	62	224	14.9
SAMMONS, Emery	5	0	125	0	36	0	161	32.2
KIZER, Rayshaun	18	0	0	0	0	96	96	5.3
GOOSBY, Joe	18	0	0	0	0	84	84	4.7
JONES, Jason	18	11	23	0	0	0	34	1.9
RICHARDSON, David	6	0	0	0	0	19	19	3.2
GACHETTE, Steven	7	-10	0	0	0	0	-10	-1.4
RAUDABAUGH, Dan	18	-18	0	0	0	0	-18	-1.0
Total	18	556	4793	0	1248	361	6958	386.6
Opponents	18	323	4752	20	1991	181	7267	403.7

DEFENSE	GP	TACKLES SOLO	AST	TOT	TFL/YDS	SACKS NO-YDS
KIZER, Rayshaun	18	78	8	82.0	1.0-4	.
STEVENSON, LaRico	15	64	20	74.0	1.0-1	.
GOOSBY, Joe	18	52	33	68.5	3.0-5	2.0-4
ROMAIN, James	15	35	15	42.5	1.0-2	.
ROBINSON, Bryan	17	35	13	41.5	17.5-79	11.0-66
FANCE, Calvin	14	26	12	32.0	5.5-22	4.5-21
PERKINS, Brandon	18	25	14	32.0	6.0-11	4.5-10
RICHARDSON, David	6	25	6	28.0	.	.
BRACKINS, Larry	14	22	11	27.5	.	.
CAMPBELL, Carlos	2	13	6	16.0	1.0-1	.
MARTINEZ, Carlos	18	14	1	14.5	.	.
BROWN, Morkeith	10	11	6	14.0	4.5-14	1.5-6
THURMAN, Andrae	18	10	3	11.5	.	.
BARNO, Dustin	7	6	5	8.5	3.5-25	3.5-25
QUAYE, Ko	15	4	6	7.0	2.0-6	1.5-5
GACHETTE, Steven	7	6	1	6.5	.	.
MCDANIEL, Ryan	12	5	2	6.0	.	.
SAMMONS, Emery	5	4	3	5.5	.	.
HURST, Tyron	6	3	5	5.5	2.0-9	1.5-8
ROBINSON, Alvan	5	5	.	5.0	.	.
ROSS, Derrick	18	3	.	3.0	.	.
RAUDABAUGH, Dan	18	2	.	2.0	.	.
JOHNSON, Christian	18	1	1	1.5	.	.
BROWN, Melik	1	1	.	1.0	.	.
TEAM	9	1	.	1.0	.	.
ALMOND, Dustin	9	1	.	1.0	.	.
FAKALATA, Siuell	1	.	1	0.5	.	.
Total	18	452	172	538.0	48-179	31-152
Opponents	18	475	176	563.0	33-135	7-47

DEFENSE	GP	PASS DEF INT-YDS	BRUP	QBH	FUMBLES RCV-YDS	FF	BLKD KICK	SAF
KIZER, Rayshaun	18	9-96	25	.	3-18	1	.	.
STEVENSON, LaRico	15	7-72	12	.	3-9	2	.	.
GOOSBY, Joe	18	4-84	8	.	3-0	1	.	.
ROMAIN, James	15	3-62	19	.	.	3	.	.
ROBINSON, Bryan	17	.	3	4	.	2	6	.
FANCE, Calvin	14	.	.	3	1-18	1	.	.
PERKINS, Brandon	18	.	.	1	1-35	.	.	1
RICHARDSON, David	6	1-19	2	.	.	1	.	.
BRACKINS, Larry	14	2-28	1
CAMPBELL, Carlos	2	.	3	.	1-0	.	.	.
MARTINEZ, Carlos	18	1	.	.
BROWN, Morkeith	10	.	1	.	1-0	.	.	.
THURMAN, Andrae	18	.	.	.	1-6	.	.	.
BARNO, Dustin	7
QUAYE, Ko	15	.	1	3
GACHETTE, Steven	7
MCDANIEL, Ryan	12	.	.	.	1-0	.	.	1
SAMMONS, Emery	5	.	.	.	1-0	1	.	.
HURST, Tyron	6	.	.	1
ROBINSON, Alvan	5
ROSS, Derrick	18	.	.	.	1-0	1	.	.
RAUDABAUGH, Dan	18
JOHNSON, Christian	18
BROWN, Melik	1
TEAM	9	.	.	.	1-0	1	.	.
ALMOND, Dustin	9
FAKALATA, Siuell	1
Total	18	26-361	75	12	18-86	15	6	2
Opponents	18	16-181	58	9	22-125	17	1	

INTERCEPTIONS	NO.	YDS	AVG	TD	LONG
KIZER, Rayshaun	9	96	10.7	1	45
STEVENSON, LaRico	7	72	10.3	0	25
GOOSBY, Joe	4	84	21.0	2	48
ROMAIN, James	3	62	20.7	1	50
BRACKINS, Larry	2	28	14.0	0	23
RICHARDSON, David	1	19	19.0	0	19
Total	26	361	13.9	4	50
Opponents	16	181	11.3	3	35

KICK RETURNS	NO.	YDS	AVG	TD	LONG
STEVENSON, LaRico	35	449	12.8	0	26
ROBINSON, Alvan	26	408	15.7	0	31
THURMAN, Andrae	12	170	14.2	1	55
ROMAIN, James	9	162	18.0	1	55
BRACKINS, Larry	5	16	3.2	1	15
SAMMONS, Emery	3	36	12.0	0	14
MCDANIEL, Ryan	3	7	2.3	0	7
PERKINS, Brandon	1	0	0.0	0	0
Total	97	1248	12.9	3	55
Opponents	116	1991	17.2	2	56

FUMBLE RETURNS	NO.	YDS	AVG	TD	LONG
STEVENSON, LaRico	2	9	4.5	2	6
KIZER, Rayshaun	2	18	9.0	0	13
THURMAN, Andrae	1	6	6.0	0	0
FANCE, Calvin	1	18	18.0	1	18
PERKINS, Brandon	1	35	35.0	1	35
CAMPBELL, Carlos	0	0	0.0	1	0
Total	7	86	12.3	5	35
Opponents	10	125	12.5	3	44

FINAL STANDINGS - AMERICAN / EASTERN

TEAM	W	L	PCT.	PF	PA	HOME	AWAY	DIV	CONF
Cleveland	17	1	.944	991	782	9-0	8-1	7-1	12-1
Pittsburgh	15	3	.833	1015	778	8-1	7-2	6-2	11-2
Philadelphia	9	9	.500	1021	949	7-2	2-7	2-5	7-7
Iowa	6	12	.333	848	1046	3-6	3-6	0-7	2-10

TEAM STATS

	PHI	OPP
SCORING	1021	949
Points Per Game	56.7	52.7
FIRST DOWNS	364	345
Rushing	64	38
Passing	260	248
Penalty	40	59
RUSHING YARDAGE	563	272
Yards gained rushing	591	292
Yards lost rushing	28	20
Rushing Attempts	170	107
Average Per Rush	3.3	2.5
Average Per Game	31.3	15.1
TDs Rushing	38	19
PASSING YARDAGE	4597	4867
Att-Comp-Int	595-383-18	681-389-21
Average Per Pass	7.7	7.1
Average Per Catch	12.0	12.5
Average Per Game	255.4	270.4
TDs Passing	91	109
TOTAL OFFENSE	5160	5139
Total Plays	772	815
Average Per Play	6.7	6.3
Average Per Game	286.7	285.5
KICK RETURNS: #-YARDS	109-1808	121-2100
FG RETURNS: #-YARDS	0-0	2-62
INT RETURNS: #-YARDS	21-266	18-216
KICK RETURN AVERAGE	16.6	17.4
FG RETURN AVERAGE	0.0	31.0
INT RETURN AVERAGE	12.7	12.0
FUMBLES-LOST	21-13	27-17
PENALTIES-YARDS	124-913	125-881
Average Per Game	50.7	48.9
TIME OF POSSESSION/GAME	29:36	29:27
3RD-DOWN CONVERSIONS	58/110	54/130
3rd-Down Pct	53%	42%
4TH-DOWN CONVERSIONS	15/43	35/65
4th-Down Pct	35%	54%
SACKS BY-YARDS	27-173	7-44
MISC YARDS	50	15
TOUCHDOWNS SCORED	147	137
FIELD GOALS-ATT	2-7	4-5
4-point drop-kick FGs	0-0	0-0
PAT-ATTEMPTS	119-133 89%	109-126 87%
2-point drop-kick PATs	0-0	0-0
ATTENDANCE	77699	82214
Games/Avg Per Game	9/8633	9/9135

SCORE BY QUARTER

	1ST	2ND	3RD	4TH	OT	TOTAL
PHILADELPHIA	244	292	200	285	0	1021
Opponents	239	244	186	273	7	949

YEARLY BREAKDOWNS - 2014

RUSHING	GP	ATT	GAIN	LOSS	NET	AVG	TD	LONG	AVG/G
ROSS, Derrick	18	151	509	22	487	3.2	36	20	27.1
MCDANIEL, Ryan	12	9	33	2	31	3.4	2	9	2.6
RAUDABAUGH, Dan	18	5	21	4	17	3.4	0	20	0.9
RANDALL, Bryan	14	2	16	0	16	8.0	0	10	1.1
JONES, Anthony	18	2	7	0	7	3.5	0	7	0.4
WHITE, Markee	6	1	5	0	5	5.0	0	5	0.8
Total	18	170	591	28	563	3.3	38	20	31.3
Opponents	18	107	292	20	272	2.5	19	15	15.1

PASSING	GP	RATING	CMP-ATT-INT	PCT	YDS	TD	LNG	AVG/G
RAUDABAUGH, Dan	18	112.46	363-562-18	64.6	4328	85	49	240.4
RANDALL, Bryan	14	131.69	20-33-0	60.6	313	6	35	22.4
TEAM	10	39.58	0-0-0	0.0	-44	0	0	-4.4
Total	18	113.55	383-595-18	64.4	4597	91	49	255.4
Opponents	18	106.20	389-681-21	57.1	4867	109	47	270.4

RECEIVING	GP	NO.	YDS	AVG	TD	LONG	AVG/G
JONES, Anthony	18	114	1646	14.4	33	40	91.4
MCDANIEL, Ryan	12	80	1026	12.8	19	49	85.5
SAMMONS, Emery	9	54	617	11.4	9	47	68.6
LACEY, V'Keon	13	41	447	10.9	12	35	34.4
WHITE, Markee	6	32	332	10.4	8	27	55.3
REDD, Robert	8	22	201	9.1	0	22	25.1
ROSS, Derrick	18	20	198	9.9	4	39	11.0
SMITH, Adam	18	9	74	8.2	3	16	4.1
BRACKINS, Larry	3	7	73	10.4	0	15	24.3
TRIBUE, Wayne	15	3	19	6.3	2	9	1.3
RANDALL, Bryan	14	1	8	8.0	1	8	0.6
Total	18	383	4641	12.1	91	49	257.8
Opponents	18	389	5040	13.0	109	47	280.0

FG RETURNS	NO.	YDS	AVG	TD	LONG
Total	0	0	0.0	0	0
Opponents	2	62	31.0	0	35

INTERCEPTIONS	NO.	YDS	AVG	TD	LONG
KIZER, Rayshaun	9	70	7.8	2	26
ROMAIN, James	5	143	28.6	2	53
RICHARDSON, Ken	2	11	5.5	0	11
GOOSBY, Joe	2	22	11.0	2	8
PERKINS, Brando	2	20	10.0	1	16
STEVENSON, LaRi	1	0	0.0	0	0
Total	21	266	12.7	7	53
Opponents	18	216	12.0	5	40

KICK RETURNS	NO.	YDS	AVG	TD	LONG
REDD, Robert	43	810	18.8	1	56
STEVENSON, LaRi	21	354	16.9	1	57
LITTLE, Raymond	21	421	20.0	1	55
ROMAIN, James	10	164	16.4	1	58
TEAM	6	0	0.0	0	0
SAMMONS, Emery	5	48	9.6	0	19
SHAW, Fred	1	6	6.0	1	6
LACEY, V'Keon	1	5	5.0	0	5
BRACKINS, Larry	1	0	0.0	0	0
Total	109	1808	16.6	5	58
Opponents	121	2100	17.4	3	56

FUMBLE RETURNS	NO.	YDS	AVG	TD	LONG
ROMAIN, James	2	31	15.5	2	33
KIZER, Rayshaun	1	-6	-6.0	0	0
LACEY, V'Keon	1	0	0.0	1	0
GOOSBY, Joe	1	0	0.0	1	0
JONES, Anthony	0	0	0.0	1	0
ROBINSON, Bryan	0	0	0.0	1	0
Total	5	25	5.0	6	33
Opponents	1	0	0.0	1	0

ALL PURPOSE	G	RUSH	REC	FG	KOR	IR	TOT	AVG/G
JONES, Anthony	18	7	1646	0	0	0	1653	91.8
MCDANIEL, Ryan	12	31	1026	0	0	0	1057	88.1
REDD, Robert	8	0	201	0	810	0	1011	126.4
ROSS, Derrick	18	487	198	0	0	0	685	38.1
SAMMONS, Emery	9	0	617	0	48	0	665	73.9
LACEY, V'Keon	13	0	447	0	5	0	452	34.8
LITTLE, Raymond	5	0	0	0	421	0	421	84.2
STEVENSON, LaRi	14	0	0	0	354	0	354	25.3
WHITE, Markee	6	5	332	0	0	0	337	56.2
ROMAIN, James	18	0	0	0	164	143	307	17.1
SMITH, Adam	18	0	74	0	0	0	74	4.1
BRACKINS, Larry	3	0	73	0	0	0	73	24.3
KIZER, Rayshaun	18	0	0	0	0	70	70	3.9
RANDALL, Bryan	14	16	8	0	0	0	24	1.7
GOOSBY, Joe	16	0	0	0	0	22	22	1.4
PERKINS, Brando	18	0	0	0	0	20	20	1.1
TRIBUE, Wayne	15	0	19	0	0	0	19	1.3
RAUDABAUGH, Dan	18	17	0	0	0	0	17	0.9
RICHARDSON, Ken	4	0	0	0	0	11	11	2.8
SHAW, Fred	4	0	0	0	6	0	6	1.5
Total	18	563	4641	0	1808	266	7278	404.3
Opponents	18	272	5040	62	2100	216	7690	427.2

YEARLY BREAKDOWNS - 2014

DEFENSIVE LEADERS	GP	TACKLES		TOTAL	TFL/YDS	SACKS NO-YDS
		SOLO	AST			
KIZER, Rayshaun	18	97	9	101.5	1.0-3	.
ROMAIN, James	18	74	16	82.0	.	.
GOOSBY, Joe	16	48	21	58.5	0.5-1	.
STEVENSON, LaRi	14	47	9	51.5	1.0-2	.
JENNINGS, Teddy	15	19	14	26.0	11.5-84	11.0-83
PERKINS, Brando	18	16	16	24.0	7.0-28	5.0-25
WILLIAMS, Jerom	9	14	5	16.5	1.5-11	1.5-11
ROBINSON, Bryan	14	11	6	14.0	3.5-16	2.5-15
WHITEHURST, Kyl	3	10	4	12.0	.	.
LANGLEY, T.J.	11	8	8	12.0	4.5-23	4.5-23
FANCE, Calvin	7	10	3	11.5	0.5-2	0.5-2
SHAW, Fred	4	8	6	11.0	.	.
MARTINEZ, Carlo	14	9	3	10.5	.	.
LACEY, V'Keon	13	7	4	9.0	.	.
RICHARDSON, Ken	4	7	3	8.5	.	.
SAMMONS, Emery	9	7	2	8.0	.	.
RANDALL, Bryan	14	7	2	8.0	.	.
ROSS, Derrick	18	6	.	6.0	.	.
LITTLE, Raymond	5	5	1	5.5	.	.
MCDANIEL, Ryan	12	4	3	5.5	.	.
BROWN, Morkeith	6	2	5	4.5	1.0-2	.
HARPER, Kendric	1	4	.	4.0	.	.
SCOTT, Padric	4	2	3	3.5	2.0-14	2.0-14
WHITE, Markee	6	3	.	3.0	.	.
REDD, Robert	8	1	3	2.5	.	.
DEBOSE, Chaunce	1	2	1	2.5	.	.
HOLMAN, Jason	16	2	.	2.0	.	.
TRIBUE, Wayne	15	1	2	2.0	0.5-1	.
SMITH, Adam	18	2	.	2.0	.	.
JONES, Anthony	18	2	.	2.0	.	.
HURST, Tyron	5	1	1	1.5	0.5-1	.
BRACKINS, Larry	3	1	1	1.5	.	.
STRIEFSKY, Jon	4	1	.	1.0	.	.
CERAMI, Rudi	2	1	.	1.0	.	.
JONES, Leavande	1	.	1	0.5	.	.
TEAM	10
Total	18	439	152	515.0	35-188	27-173
Opponents	18	454	144	526.0	19-66	7-44

DEFENSIVE LEADERS	GP	PASS DEF			FUMB		BLKD	
		INT-YDS	BRUP	QBH	RCV-YDS	FF	KICK	SAF
KIZER, Rayshaun	18	9-70	35	.	2-6	1	.	.
ROMAIN, James	18	5-143	18	.	4-31	2	.	.
GOOSBY, Joe	16	2-22	4	1	2-0	4	.	.
STEVENSON, LaRi	14	1-0	6	.	.	1	.	.
JENNINGS, Teddy	15	.	2	1	1-0	2	1	1
PERKINS, Brando	18	2-20	3	3
WILLIAMS, Jerom	9	.	1	.	2-0	.	.	.
ROBINSON, Bryan	14	.	6	3	1-0	.	.	.
WHITEHURST, Kyl	3
LANGLEY, T.J.	11	.	.	2	.	1	.	.
FANCE, Calvin	7	2	.	.
SHAW, Fred	4	1	.	.
MARTINEZ, Carlo	14
LACEY, V'Keon	13	.	.	.	1-0	.	.	.
RICHARDSON, Ken	4	2-11	2
SAMMONS, Emery	9
RANDALL, Bryan	14
ROSS, Derrick	18
LITTLE, Raymond	5
MCDANIEL, Ryan	12	.	.	.	1-0	.	.	.
BROWN, Morkeith	6	.	.	1
HARPER, Kendric	1	.	2
SCOTT, Padric	4
WHITE, Markee	6
REDD, Robert	8
DEBOSE, Chaunce	1
HOLMAN, Jason	16	.	.	1
TRIBUE, Wayne	15
SMITH, Adam	18
JONES, Anthony	18
HURST, Tyron	5	.	.	1
BRACKINS, Larry	3	1	.	.
STRIEFSKY, Jon	4
CERAMI, Rudi	2
JONES, Leavande	1
TEAM	10	.	.	.	1-0	.	.	.
Total	18	21-266	79	13	15-25	15	1	1
Opponents	18	18-216	57	5	7-0	9	4	.



PHILADELPHIA
SOUL™

2015 SEASON IN REVIEW

2015 GAME BREAKDOWNS

GAME 1

Philadelphia Soul @ Orlando Predators
March 29, 2015

SCORES	1	2	3	4	FINAL
Philadelphia	20	8	14	28	70
Orlando	14	14	21	14	63

TEAM TOTALS	PHI	ORL
FIRST DOWNS	28	18
Rushing	1	1
Passing	22	14
Penalty	5	3
NET YARDS RUSHING	29	11
Rushing Attempts	5	8
Average Per Rush	5.8	1.4
Rushing Touchdowns	0	1
NET YARDS PASSING	422	224
Completions-Attempts-Int	30-48-0	20-25-1
Average Per Attempt	8.8	9.0
Average Per Completion	14.1	11.2
Passing Touchdowns	8	8
TOTAL OFFENSE YARDS	451	235
Total offense plays	53	34
Average Gain Per Play	8.5	6.9
Fumbles: Number-Lost	2-2	2-1
Penalties: Number-Yards	9-52	8-39
KICKOFFS-YARDS	9-281	10-560
Average Yards Per Kickoff	31.2	56.0
Net Yards Per Kickoff	23.1	50.5
Touchbacks	0	5
MFG Returns: Number-Yards-TD	0-0-0	0-0-0
Average Per Return	0.0	0.0
Kickoff returns: Number-Yds-TD	5-55-0	6-73-0
Average Per Return	11.0	12.2
Interceptions: Number-Yds-TD	1-30-1	0-0-0
Fumble Returns: Number-Yds-TD	1-17-1	0-0-0
Miscellaneous Yards	-10	-1
Possession Time	37:11	22:49
1st Quarter	8:52	6:08
2nd Quarter	10:59	4:01
3rd Quarter	8:19	6:41
4th Quarter	9:01	5:59
Third-Down Conversions	3 of 7	1 of 3
Fourth-Down Conversions	4 of 4	0 of 1
Red-Zone Scores-Chances	1-2	3-4
Sacks By: Number-Yards	1-9	0-0
PAT Kicks	0-1	9-9
2-Point drop-kick PATs	0-0	0-0
Field Goals	0-0	0-0
4-Point drop kick FGs	0-0	0-0
Touchdowns (Rush-Pass-Return)	0-8-2	1-8-0

Kickoff time: 7:00 • End of Game: 9:48 • Total elapsed time: 2:48

Referee: Joe Pester • Umpire: Robert Colosimo • Linesman: Marc Bovos
• Line judge: Jeffrey Johnson • Back judge: Buddy Ward • Field judge: Michael Griffith

SOUL SHUT DOWN PREDATORS, 70-63

ORLANDO (March 29, 2015) -- The Philadelphia Soul used a last minute touchdown by Soul receiver Ryan McDaniel to win over the Orlando Predators, 70-63 at the Amway Center in Orlando on Sunday night.

"That's Arena Football, coming down to the wire on the last play of the game," said Soul head coach, Clint Dolezel. "Coming back from injury and adversity is the key and I am extremely excited to see what this team can do in Spokane next week."

Ryan McDaniel finished with 10 catches for 150 yards and three touchdowns. Marco Thomas added 14 catches for 154 yards and three touchdowns. Shaun Kauleinamoku had six receptions for 118 yards and two touchdowns.

Dan Raudabaugh finished the night by completing 30 of 48 passes for 422 yards, eight touchdowns and no interceptions.

Kent Richardson led the team with 6.5 total tackles and one tackle for loss and Dwayne Hollis had 3.5 total tackles.

The first quarter kicked off with a strong pass by Raudabaugh to McDaniel for the Soul's first touchdown. The kick was no good as Carlos Martinez went down with an injury. The Predators returned with a quarterback sneak for a touchdown by Predator QB Randy Hippeard. With a made kick, the score was tied 7-7 with 6:18 remaining in the first quarter. The Soul returned with a fantastic throw by Raudabaugh to Thomas for a 38-yard touchdown. The two-point conversion was no good but the Soul led the Predators 13-7 with 3:49 left in the first quarter. A kick return fumble by Orlando, recovered by Boyce, resulted in a Soul touchdown with 2:47 left in the quarter. Orlando returned, on the final play of quarter with a touchdown by WR Justin Hilton. The final score at the end of the first quarter had the Soul leading the Predators 20-14.

The Soul started the second quarter off rough as a Soul fumble was recovered by Predators DB Erick McIntosh with 5:53 remaining in the half. Hippeard connected with Hilton for a Predator touchdown. With 3:42 remaining in the half, Predators lead the Soul 21-20. The Soul were unable to return with a touchdown as Taggart fumbled the ball, recovered by Orlando with 1:53 remaining in the half. Predators WR Larry Brackins was wide open in the end zone and caught a pass from Hippeard for an Orlando touchdown. With the kick good, the Soul trail the Predators 20-28 with 56 seconds left in the half. This time the Soul responded with a 40-yard touchdown to Kauleinamoku. The two-point conversion by McDaniel, the Soul tied the game at 28-28 at the end of the first half.

The third quarter started off slow for Philadelphia, with a touchdown by Orlando's Brackins. The extra point was good and the Soul trailed 28-35 with 11:04 in the third quarter. The Soul returned the favor with a pass from Raudabaugh to Kauleinamoku for a touchdown. The two point conversion by TE Adam Smith giving the Soul the lead 36-35 with 7:14 remaining in the quarter. Hippeard finds WR Kendal Thompkins for a touchdown and with the extra point good, the Soul trail 36-42 with 5:23 left in the third quarter. Raudabaugh turns back around and connects with Kauleinamoku for a Soul touchdown. With the extra point attempt no good, Soul tied with the Predators 42-42 with 1:11 left in the third. Hippeard throws a 22 yard pass to Thompkins, again for a Predator touchdown. At the end of the third quarter, Soul trail 42-49 to Orlando.

Raudabaugh starts the fourth quarter off strong with a 20-yard touchdown pass to Thomas. The conversion was no good and the Soul trail the predators 48-49 with 11:41 left in the game. DB James Romain intercepts a pass by Hippeard and returns for a 30-yard touchdown. A two-point conversion by Xavier Boyce gives the Soul a 56-49 lead with 8:55 remaining in the game. Hippeard finds WR Gregg Carr for a Predators touchdown. The extra point was good and the Soul tied with the Predators 56-56 with 5:55 remaining in the game. Soul return with a long pass from Raudabaugh to McDaniel for a Soul touchdown. The two-point conversion is no good and with 1:45 remaining in the game, the Soul lead 62-56. Hippeard finds Brackins for a touchdown late into the fourth quarter. The kick was good and the Soul trail 62-63 with 36 seconds remaining in the game. Raudabaugh connects to McDaniel for a Soul touchdown in the remaining seconds of the game. Two-point conversion made by Marco Thomas was successful and at the end of the game and the Soul win 70-63.

Russell Athletic Offensive
Player: QB Dan Raudabaugh

Riddell Defensive Player: DB
James Romain

J Lewis Small AFL Playmaker:
WR Ryan McDaniel

Cutter's Catch of the Game:
Ryan McDaniel's game winning
score

Spalding Highlight of the
Game: James Romain Pick-6

SCORING SUMMARY

				PHI	ORL
1st	11:20	PHI	MCDANIEL, Ryan 17 yd pass from RAUDABAUGH, Dan (MARTINEZ, Carlo kick failed)	6	0
	06:55	ORL	HIPPEARD, Randy 1 yd run (LEWIS, Mark kick)	6	7
	03:49	PHI	THOMAS, Marco 28 yd pass from RAUDABAUGH, Dan (RAUDABAUGH, Dan pass failed)	12	7
	02:47	PHI	BOYCE, Xavier 17 yd net recovery (MCDANIEL, Ryan rush)	20	7
	01:07	ORL	HILTON, Justin 25 yd pass from HIPPEARD, Randy (LEWIS, Mark kick)	20	14
2nd	03:54	ORL	HILTON, Justin 25 yd pass from HIPPEARD, Randy (LEWIS, Mark kick)	20	21
	00:56	ORL	BRACKINS, Larry 34 yd pass from HIPPEARD, Randy (LEWIS, Mark kick)	20	28
	00:42	PHI	KAULEINAMOKU, S 32 yd pass from RAUDABAUGH, Dan (MCDANIEL, Ryan rush)	28	28
3rd	11:35	ORL	BRACKINS, Larry 6 yd pass from HIPPEARD, Randy (LEWIS, Mark kick)	28	35
	07:22	PHI	THOMAS, Marco 11 yd pass from RAUDABAUGH, Dan (SMITH, Adam pass from RAUDABAUGH, Dan)	36	35
	05:55	ORL	THOMPSON, Kend 16 yd pass from HIPPEARD, Randy (LEWIS, Mark kick)	36	42
	01:59	PHI	KAULEINAMOKU, S 25 yd pass from RAUDABAUGH, Dan (RAUDABAUGH, Dan pass failed)	42	42
	00:07	ORL	THOMPSON, Kend 21 yd pass from HIPPEARD, Randy (LEWIS, Mark kick)	42	49
4th	12:31	PHI	THOMAS, Marco 19 yd pass from RAUDABAUGH, Dan (TAGGART, Tommy rush failed)	48	49
	09:45	PHI	ROMAIN, James 30 yd interception return (BOYCE, Xavier pass from RAUDABAUGH, Dan)	56	49
	06:37	ORL	CARR, Greg 11 yd pass from HIPPEARD, Randy (LEWIS, Mark kick)	56	56
	02:42	PHI	MCDANIEL, Ryan 24 yd pass from RAUDABAUGH, Dan (MCDANIEL, Ryan rush failed)	62	56
	00:36	ORL	BRACKINS, Larry 1 yd pass from HIPPEARD, Randy (LEWIS, Mark kick)	62	63
	00:12	PHI	MCDANIEL, Ryan 6 yd pass from RAUDABAUGH, Dan (THOMAS, Marco rush)	70	63

RUSHING	NO.	GAIN	LOSS	NET	TD	LG	AVG.	
TAGGART, Tommy	5	29	0	29	0	19	5.8	
Totals...	5	29	0	29	0	19	5.8	
PASSING	CMP-ATT-INT	YDS	TD	LONG	SACK			
RAUDABAUGH, Dan	30-48-0	422	8	32	0			
Totals...	30-48-0	422	8	32	0			
RECEIVING	NO.	YDS	TD	LG				
THOMAS, Marco	14	154	3	28				
MCDANIEL, Ryan	10	150	3	26				
KAULEINAMOKU, S	6	118	2	32				
Totals...	30	422	8	32				
ALL RETURNS	MFG	YDS	LG	KICKOFFS	INTERCEPT	LG		
KAULEINAMOKU, S	0	0	0	4	39	15	0	0
HOLLIS, Dwayne	0	0	0	1	16	16	0	0
ROMAIN, James	0	0	0	0	0	0	1	30
Totals...	0	0	0	5	55	16	1	30
ALL PURPOSE	RUSH	RCV	KR	FGR	IR	TOTAL		
KAULEINAMOKU, S	0	118	39	0	0	157		
THOMAS, Marco	0	154	0	0	0	154		
MCDANIEL, Ryan	0	150	0	0	0	150		
ROMAIN, James	0	0	0	0	30	30		
TAGGART, Tommy	29	0	0	0	0	29		
HOLLIS, Dwayne	0	0	16	0	0	16		
Totals...	29	422	55	0	30	536		
KICKOFFS	NO.	YDS	TB	OB	AVG.			
KAULEINAMOKU, S	1	26	0	0	26.0			
RANDALL, Bryan	8	255	0	1	31.9			

GAME 2

Philadelphia Soul @ Spokane Shock
April 4, 2015

SCORES	1	2	3	4	FINAL
Philadelphia	14	20	13	7	54
Spokane	6	23	7	7	43

TEAM TOTALS	PHI	SPO
FIRST DOWNS	21	14
Rushing	3	4
Passing	18	7
Penalty	0	3
NET YARDS RUSHING	17	47
Rushing Attempts	9	8
Average Per Rush	1.9	5.9
Rushing Touchdowns	1	3
NET YARDS PASSING	305	132
Completions-Attempts-Int	27-47-2	10-25-2
Average Per Attempt	6.5	5.3
Average Per Completion	11.3	13.2
Passing Touchdowns	6	3
TOTAL OFFENSE YARDS	322	179
Total offense plays	56	34
Average Gain Per Play	5.8	5.3
Fumbles: Number-Lost	2-0	1-1
Penalties: Number-Yards	9-68	6-34
KICKOFFS-YARDS	8-433	7-358
Average Yards Per Kickoff	54.1	51.1
Net Yards Per Kickoff	37.9	40.1
Touchbacks	1	2
MFG Returns: Number-Yards-TD	0-0-0	0-0-0
Average Per Return	0.0	0.0
Kickoff returns: Number-Yds-TD	5-77-0	7-130-0
Average Per Return	15.4	18.6
Interceptions: Number-Yds-TD	2-3-0	2-21-0
Fumble Returns: Number-Yds-TD	0-0-1	0-0-0
Miscellaneous Yards	4	0
Possession Time	35:42	24:18
1st Quarter	6:29	8:31
2nd Quarter	11:43	3:17
3rd Quarter	9:39	5:21
4th Quarter	7:51	7:09
Third-Down Conversions	4 of 9	2 of 6
Fourth-Down Conversions	2 of 4	0 of 1
Red-Zone Scores-Chances	4-4	4-4
Sacks By: Number-Yards	1-6	0-0
PAT Kicks	6-7	5-6
2-Point drop-kick PATs	0-0	0-0
Field Goals	0-0	0-0
4-Point drop kick FGs	0-0	0-0
Touchdowns (Rush-Pass-Return)	1-6-1	3-3-0

Kickoff time: 7:05 • End of Game: 9:43 • Total elapsed time: 2:38

Referee: Scott Campbell • Umpire: Roger Stewart • Linesman: Andy Warner
• Line judge: Brent Baumann • Back judge: Meari Robinson • Field judge:
Carl Paganelli • Scorer: Hall/Rod

DEFENSE LIFTS SOUL TO VICTORY OVER SHOCK, 54-43

SPOKANE, WA (April 4, 2015) - The Philadelphia Soul used a strong second-half defensive showing and capitalized on turnovers as they defeated the Spokane Shock, 54-43 in front of 8,635 fans at the Spokane Veterans Memorial Arena in Spokane, WA on Saturday night.

"It is always tough to get a win in a hostile environment like Spokane," Soul head coach Clint Dolezel said. "Obviously, we have some things to clean up offensively, but the defense stepped up for us tonight, especially in the second half. We will enjoy this, but our attention will be focused on Jacksonville next week in our home opener."

J. Lewis Small Playermaker of the Game Marco Thomas led the Soul (2-0) receivers with 14 catches for 146 yards and one touchdown. Ryan McDaniel added eight catches for 93 yards and two touchdowns. Shaun Kauleinamoku had two receptions for 30 yards and one touchdown, while Xavier Boyce chipped in with two receptions for 24 yards, two touchdowns and an onsidess kick recovery. Tommy Taggart added 17 rushing yards and a touchdown.

Russell Athletic Offensive Player of the Game, Dan Raudabaugh finished the night by completing 27-of-47 passes for 305 yards, six touchdowns and two interceptions. Spokane's Jarrett Brown completed 7-of-14 passes for 89 yards, two touchdowns, two interceptions and two rushing scores before being relieved by Matt Bassuener, who added 3-of-11 passes for 49 yards, one touchdown pass and one rushing touchdown.

Mike Washington led the Shock (0-2) receivers with four receptions for 66 yards and one touchdown, while Rashad Carter added three catches for 27 yards and one touchdown.

Joe Goosby led the team with 4.0 total tackles LaRico Stevenson had 4.0 total tackles. Justin Lawrence added a sack and 2.5 tackles for loss, while Bryan Robinson had a key second-half interception.

After winning the toss, the Soul deferred and kicked off to the Shock to start the game. The Shock's Ruschard Dodd-Masters fumbled and it was recovered by Beau Bell. Soul capitalized when Adam Smith recovered a Soul fumble in the endzone to give the Soul a 7-0 lead.

Pressure from Bell and Lawrence helped force a turnover on downs on Spokane's first official possession with 7:21 remaining in the first quarter. The very next play, Raudabaugh found McDaniel on a 25-yard play to give the Soul a 14-0 lead with 6:21 remaining in the first. The Shock got on the board when Brown ran a score in from 10 yards out, making it 14-6 after the missed extra point to end the first quarter scoring.

A tipped Raudabaugh pass led to a Shock interception and a Brown 8-yard touchdown run to narrow the score to 14-13 with 13:10 left in the second quarter. The Soul answered when McDaniel took a fourth down pitch in from five yards out, but Spokane recovered a bad snap for a two-point play to make the score 20-15 Soul advantage with 8:46 remaining in the half. New kicker Tommy Frevert pulled off a perfect onsidess kick that was recovered by Boyce.

Raudabaugh found Kauleinamoku on a 25-yard scoring strike to give the Soul a 27-15 lead with 6:20 remaining in the half. Spokane responded when Brown hit Nick Truesdell on a 45-yard touchdown pass to narrow the score to 27-22 with 5:05 left in the second. The Soul turned it over on downs and Brown found Washington for a 9-yard scoring play to take a 29-27 lead with 1:18 left. Raudabaugh found Boyce on a 4-yard touchdown with :03 to end the first half scoring and gave the Soul a 34-29 halftime lead.

Tommy Taggart started off the third quarter with a 1-yard touchdown run and made the score 40-29 after the blocked extra point. James Romain then came up with a huge interception on the next Shock possession and the Soul capitalized quickly as Raudabaugh connected with Thomas on an 18-yard touchdown giving Philadelphia a 47-29 lead.

The Soul defense stiffened up when Bryan Robinson intercepted a pass on the next possession, but Philadelphia turned it back over on downs. The Shock scored when Matt Bassuener found Rashaad Carter on a 7-yard score to bring the score closer, but still a 47-36 Soul lead at the end of the third quarter.

Another tipped pass resulted in an interception by Dodd-Masters at the 11:16 mark swung momentum back to the Shock. But, Philadelphia's defense, again, stepped up to the task and stopped Spokane on downs with 5:51 left in the game. The Soul added another score when Boyce pulled in his second touchdown from Raudabaugh from 20 yards, giving Philadelphia a 54-36 lead. Bassuener added a 9-yard scamper with :42 left to make the final score to 54-43.

Russell Athletic Offensive Player: Philadelphia's Dan Raudabaugh

Riddell Defensive Player: Spokane's Devon Dace

J Lewis Small AFL Playmaker: Philadelphia's Marco Thomas

Cutter's Catch of the Game: Spokane's Nick Truesdell's 45-yard touchdown

Spalding Highlight of the Game: Philadelphia's Tommy Frevert's onside kick that was recovered by Xavier Boyce.

SCORING SUMMARY

				PHI-SPO
1st	12:15	PHI	SMITH, Adam 0 yd fumble recovery (FREVERT, Tommy kick) 4 plays, 18 yards, TOP 2:16	7 - 0
	06:59	PHI	MCDANIEL, Ryan 26 yd pass from RAUDABAUGH, Dan (FREVERT, Tommy kick) 1 play, 26 yards, TOP 0:22	14 - 0
	03:23	SPO	BROWN, Jarrett 10 yd run (ROWAN, Taylor kick failed) 5 plays, 21 yards, TOP 2:40	14 - 6
2nd	13:27	SPO	BROWN, Jarrett 8 yd run (ROWAN, Taylor kick) 1 play, 13 yards, TOP 0:52	14 - 13
	09:35	PHI	MCDANIEL, Ryan 5 yd pass from RAUDABAUGH, Dan (TEAM rush fumbld) 5 plays, 38 yards, TOP 3:26	20 - 13
	09:35	SPO	FITZGERALD, JT PAT return	20 - 15
	06:52	PHI	KAULEINAMOKU, S 25 yd pass from RAUDABAUGH, Dan (FREVERT, Tommy kick) 3 plays, 45 yards, TOP 1:31	27 - 15
	05:25	SPO	TRUESDELL, Nick 45 yd pass from BROWN, Jarrett (ROWAN, Taylor kick) 1 play, 45 yards, TOP 0:17	27 - 22
	01:44	SPO	WASHINGTON, Mik 9 yd pass from BROWN, Jarrett (ROWAN, Taylor kick) 1 play, 9 yards, TOP 0:33	27 - 29
	00:03	PHI	BOYCE, Xavier 4 yd pass from RAUDABAUGH, Dan (FREVERT, Tommy kick) 7 plays, 43 yards, TOP 1:00	34 - 29
3rd	10:32	PHI	TAGGART, Tommy 1 yd run (FREVERT, Tommy kick blockd) 7 plays, 35 yards, TOP 4:18	40 - 29
	08:23	PHI	THOMAS, Marco 17 yd pass from RAUDABAUGH, Dan (FREVERT, Tommy kick) 1 play, 17 yards, TOP 0:57	47 - 29
	01:08	SPO	CARTER, Rashaad 7 yd pass from BASSUENER, Matt (ROWAN, Taylor kick) 5 plays, 35 yards, TOP 3:06	47 - 36
4th	03:14	PHI	BOYCE, Xavier 20 yd pass from RAUDABAUGH, Dan (FREVERT, Tommy kick) 4 plays, 29 yards, TOP 2:37	54 - 36
	00:42	SPO	BASSUENER, Matt 9 yd run (ROWAN, Taylor kick) 6 plays, 39 yards, TOP 1:43	54 - 43

RUSHING	NO.	GAIN	LOSS	NET	TD	LG	AVG.
TAGGART, Tommy	9	18	1	17	1	4	1.9
Totals...	9	18	1	17	1	4	1.9

PASSING	CMP-ATT-INT	YDS	TD	LONG	SACK
RAUDABAUGH, Dan	27-47-2	305	6	26	0
Totals...	27-47-2	305	6	26	0

RECEIVING	NO.	YDS	TD	LG
THOMAS, Marco	14	146	1	24
MCDANIEL, Ryan	8	93	2	26
KAULEINAMOKU, S	2	30	1	25
BOYCE, Xavier	2	24	2	20
SMITH, Adam	1	12	0	12
Totals...	27	305	6	26

ALL RETURNS	MFG			KICKOFFS			INTERCEPT		
	NO	YDS	LG	NO	YDS	LG	NO	YDS	LG
KAULEINAMOKU, S	0	0	0	3	40	18	0	0	0
STEVENSON, LaRi	0	0	0	2	37	22	0	0	0
ROMAIN, James	0	0	0	0	0	0	1	-3	0
ROBINSON, Bryan	0	0	0	0	0	0	1	6	6
Totals...	0	0	0	5	77	22	2	3	6

ALL PURPOSE	RUSH	RCV	KR	FGR	IR	TOTAL
THOMAS, Marco	0	146	0	0	0	146
MCDANIEL, Ryan	0	93	0	0	0	93
KAULEINAMOKU, S	0	30	40	0	0	70
STEVENSON, LaRi	0	0	37	0	0	37
BOYCE, Xavier	0	24	0	0	0	24
TAGGART, Tommy	17	0	0	0	0	17
SMITH, Adam	0	12	0	0	0	12
ROBINSON, Bryan	0	0	0	0	6	6
ROMAIN, James	0	0	0	0	-3	-3
Totals...	17	305	77	0	3	402

KICKOFFS	NO.	YDS	TB	OB	AVG.
FREVERT, Tommy	8	433	1	0	54.1

GAME 3

Jacksonville Sharks @ Philadelphia Soul
April 12, 2015

SCORES	1	2	3	4	FINAL
Jacksonville	14	7	13	18	52
Philadelphia	14	21	21	7	63

TEAM TOTALS	JAX	PHI
FIRST DOWNS	22	18
Rushing	3	1
Passing	15	15
Penalty	4	2
NET YARDS RUSHING	32	13
Rushing Attempts	9	10
Average Per Rush	3.6	1.3
Rushing Touchdowns	0	1
NET YARDS PASSING	341	253
Completions-Attempts-Int	26-41-0	21-31-1
Average Per Attempt	8.3	8.2
Average Per Completion	13.1	12.0
Passing Touchdowns	8	8
TOTAL OFFENSE YARDS	373	266
Total offense plays	51	43
Average Gain Per Play	7.3	6.2
Fumbles: Number-Lost	1-1	1-1
Penalties: Number-Yards	13-97	6-34
KICKOFFS-YARDS	5-276	8-451
Average Yards Per Kickoff	55.2	56.4
Net Yards Per Kickoff	44.2	50.6
Touchbacks	2	5
MFG Returns: Number-Yards-TD	0-0-0	0-0-0
Average Per Return	0.0	0.0
Kickoff returns: Number-Yds-TD	6-46-0	5-55-0
Average Per Return	7.7	11.0
Interceptions: Number-Yds-TD	1-32-0	0-0-0
Fumble Returns: Number-Yds-TD	0-0-0	0-0-0
Miscellaneous Yards	4	0
Possession Time	31:22	28:38
1st Quarter	11:07	3:53
2nd Quarter	5:42	9:18
3rd Quarter	6:54	8:06
4th Quarter	7:39	7:21
Third-Down Conversions	6 of 10	5 of 9
Fourth-Down Conversions	2 of 4	1 of 1
Red-Zone Scores-Chances	3-5	5-6
Sacks By: Number-Yards	2-8	1-5
PAT Kicks	4-6	9-9
2-Point drop-kick PATs	0-0	0-0
Field Goals	0-0	0-1
4-Point drop kick FGs	0-0	0-0
Touchdowns (Rush-Pass-Return)	0-8-0	1-8-0

Kickoff time: 4:06 • End of Game: 6:55 • Total elapsed time: 2:49

Referee: Reggie Smith • Umpire: Mike Moore • Linesman: Matt Kukar • Line judge: Thomas Work • Back judge: Jim Corpora

STRONG OFFENSE LEADS THE SOUL TO A 63-52 VICTORY OVER THE SHARKS

PHILADELPHIA, PA (April 12, 2015) – The Philadelphia Soul (3-0) offense came to play Sunday afternoon and defeated the Jacksonville Sharks (0-3) 63-52 to continue their winning streak at their home opener in front of 9,043 fans at the Rothman Field at the Wells Fargo Center.

“The new faces of the roster add a spark this season and lift up the entire team up,” Soul Head Coach Clint Dolezel said. “Ryan McDaniel came ready to play like he has since training camp. He has been our offensive leader all season making big plays and catches. Both teams knew each other well and it was an important win to grab in front of our fans for the first time this season.”

J. Lewis Small Playermaker's of the Game were Ryan McDaniel and Tiger Jones. McDaniel led the Soul (3-0) receivers with 11 catches for 133 yards and five touchdowns. Marco Thomas added seven catches for 73 yards and two touchdowns. Shaun Kauleinamoku had three receptions for 55 yards and one touchdown. Tommy Taggart added ten rushes for 19 yards and one touchdown. While Jones led the Jacksonville receivers with 13 catches for 239 yards and five touchdowns.

Russell Athletic Offensive Player of the Game, Dan Raudabaugh finished the night by completing 21-of-30 passes for 261 yards, eight touchdowns and one interception. Jacksonville's Tommy Grady completed 26-of-41 passes for 346 yards, eight touchdowns, and zero interceptions.

Anthony Jones led the Sharks (0-3) receivers with 13 receptions for 239 yards and five touchdowns, while Joe Hills added ten catches for 79 yards and 3 touchdowns.

LaRico Stevenson and Dwayne Hollis led the team with seven total tackles each. Beau Bell added a sack and 4.5 tackles for loss.

After winning the toss, the Soul deferred and kicked off to the Sharks to start the game. Former Philadelphia Soul wide receiver Tiger Jones scored the first touchdown of the game with 12:01 to play to put the Sharks up 7-0. The Soul's Marco Thomas had a quick response and scored off a 41-yard touchdown pass from Dan Raudabaugh. The very next play, Jones put the Sharks back on top 14-7 after scoring his second touchdown of the game. In a back-and-forth match, Thomas scored his second touchdown of the game with 3:23 remaining, tying the game at 14-14.

The second quarter scoring kicked off when Raudabaugh found Sean Kauleinamoku in the endzone with a 34-yard touchdown pass to give the Soul a 21-14 lead. Tommy Grady completed a 28-yard pass to give Jones his third touchdown of the game with 8:27 to play and tied the game back up. Ryan McDaniel responded for the Soul and scored his first touchdown of the game with 1:23 to play to put the Soul back on top 28-21. McDaniel finished the quarter strong with an athletic one-handed catch in the endzone, increasing the Soul's lead to 35-18 with only 11 seconds left in the half.

McDaniel scored the first touchdown of the second half with a 16-yard pass from Raudabaugh to expand the Soul's lead to 42-21. Dwayne Hollis had an onside kick recovery to give the Soul the ball back at the 23-yard line. Shortly after that play, Tommy Taggart had a 6-yard touchdown run with 8:50 left in the third quarter. The Sharks scored with 4:35 to play when Jones caught an 18-yard touchdown pass from Grady. A little less than a minute later, McDaniel capitalized in the end-zone and gave the Soul their biggest lead of the game, 56-28. Jacksonville added another with Joe Hill's 3-yard touchdown catch from Grady to end the quarter with a 56-34 score. The Soul defense didn't quit and Bryan Robinson denied the Sharks' extra point.

With 11:41 to go in the fourth quarter, Jones' scored his fifth touchdown of the game and made the score 56-40. McDaniel caught a 5-yard touchdown pass from Raudabaugh to give him his fifth and final Soul touchdown of the game with 7:20 left to play. Hills, finished the quarter strong with two touchdowns in the last five minutes. His final 1-yard touchdown catch from Grady with 40 seconds left to play made the final score 63-52. Another tipped pass resulted in an interception by Dodd-Masters at the 11:16 mark swung momentum back to the Shock. But, Philadelphia's defense, again, stepped up to the task and stopped Spokane on downs with 5:51 left in the game. The Soul added another score when Boyce pulled in his second touchdown from Raudabaugh from 20 yards, giving Philadelphia a 54-36 lead. Bassuener added a 9-yard scamper with :42 left to make the final score to 54-43.

Russell Athletic Offensive Player: Philadelphia's Dan Raudabaugh

Riddell Defensive Player: Philadelphia's James Romain

J Lewis Small AFL Playmaker: Philadelphia's Ryan McDaniel/Jacksonville's Tiger Jones

Cutter's Catch of the Game: Philadelphia's Ryan McDaniel's one-handed touchdown in 2nd Quarter

Spalding Highlight of the Game: Philadelphia's Shaun Kauleinamoku's 34-yard pass touchdown.

SCORING SUMMARY

JAX-PHI

1st	12:01	JAX	JONES, Anthony 36 yd pass from GRADY, Tommy (RAUCH, Julian kick) 4 plays, 34 yards, TOP 2:59	7 - 0
	10:03	PHI	THOMAS, Marco 41 yd pass from RAUDABAUGH, Dan (FREVERT, Tommy kick) 2 plays, 45 yards, TOP 1:09	7 - 7
	05:27	JAX	JONES, Anthony 16 yd pass from GRADY, Tommy (RAUCH, Julian kick) 6 plays, 47 yards, TOP 3:54	14 - 7
	03:23	PHI	THOMAS, Marco 8 yd pass from RAUDABAUGH, Dan (FREVERT, Tommy kick) 2 plays, 29 yards, TOP 1:21	14 - 14
2nd	10:29	PHI	KAULEINAMOKU, S 34 yd pass from RAUDABAUGH, Dan (FREVERT, Tommy kick) 3 plays, 39 yards, TOP 1:31	14 - 21
	08:27	JAX	JONES, Anthony 28 yd pass from GRADY, Tommy (RAUCH, Julian kick) 2 plays, 35 yards, TOP 1:13	21 - 21
	01:23	PHI	MCDANIEL, Ryan 8 yd pass from RAUDABAUGH, Dan (FREVERT, Tommy kick) 9 plays, 41 yards, TOP 6:18	21 - 28
	00:11	PHI	MCDANIEL, Ryan 9 yd pass from RAUDABAUGH, Dan (FREVERT, Tommy kick) 4 plays, 46 yards, TOP 0:17	21 - 35
3rd	11:42	PHI	MCDANIEL, Ryan 16 yd pass from RAUDABAUGH, Dan (FREVERT, Tommy kick) 4 plays, 33 yards, TOP 3:18	21 - 42
	08:50	PHI	TAGGART, Tommy 6 yd run (FREVERT, Tommy kick) 4 plays, 27 yards, TOP 2:31	21 - 49
	04:35	JAX	JONES, Anthony 18 yd pass from GRADY, Tommy (RAUCH, Julian kick) 6 plays, 47 yards, TOP 3:32	28 - 49
	03:33	PHI	MCDANIEL, Ryan 13 yd pass from RAUDABAUGH, Dan (FREVERT, Tommy kick) 1 play, 13 yards, TOP 0:31	28 - 56
	00:00	JAX	HILLS, Joe 3 yd pass from GRADY, Tommy (RAUCH, Julian kick blockd) 5 plays, 45 yards, TOP 2:51	34 - 56
4th	11:41	JAX	JONES, Anthony 18 yd pass from GRADY, Tommy (RAUCH, Julian kick failed) 5 plays, 31 yards, TOP 2:40	40 - 56
	07:20	PHI	MCDANIEL, Ryan 5 yd pass from RAUDABAUGH, Dan (FREVERT, Tommy kick) 6 plays, 13 yards, TOP 3:49	40 - 63
	04:50	JAX	HILLS, Joe 4 yd pass from GRADY, Tommy (GRADY, Tommy pass failed) 3 plays, 47 yards, TOP 2:00	46 - 63
	00:40	JAX	HILLS, Joe 1 yd pass from GRADY, Tommy (GRADY, Tommy pass failed) 6 plays, 20 yards, TOP 1:39	52 - 63

RUSHING	NO.	GAIN	LOSS	NET	TD	LG	AVG.
TAGGART, Tommy	10	19	6	13	1	6	1.3
Totals...	10	19	6	13	1	6	1.3

PASSING	CMP-ATT-INT	YDS	TD	LONG	SACK
RAUDABAUGH, Dan	21-30-1	261	8	41	2
RANDALL, Bryan	0-1-0	0	0	0	0
TEAM	0-0-0	-8	0	0	0
Totals...	21-31-1	253	8	41	2

RECEIVING	NO.	YDS	TD	LG
MCDANIEL, Ryan	11	133	5	21
THOMAS, Marco	7	73	2	41
KAULEINAMOKU, S	3	55	1	34
Totals...	21	261	8	41

ALL RETURNS	MFG			KICKOFFS			INTERCEPT		
	NO	YDS	LG	NO	YDS	LG	NO	YDS	LG
BOYCE, Xavier	0	0	0	2	0	0	0	0	0
STEVENSON, LaRi	0	0	0	3	55	24	0	0	0
Totals...	0	0	0	5	55	24	0	0	0

ALL PURPOSE	RUSH	RCV	KR	FGR	IR	TOTAL
MCDANIEL, Ryan	0	133	0	0	0	133
THOMAS, Marco	0	73	0	0	0	73
KAULEINAMOKU, S	0	55	0	0	0	55
STEVENSON, LaRi	0	0	55	0	0	55
TAGGART, Tommy	13	0	0	0	0	13
Totals...	13	261	55	0	0	329

FIELD GOAL ATTEMPTS	NO.	YDS	TD	OB	AVG.
FREVERT, Tommy	4th	00:15	61 yards	Missed	

KICKOFFS	NO.	YDS	TB	OB	AVG.
FREVERT, Tommy	8	451	5	0	56.4

GAME 4

Cleveland Gladiators @ Philadelphia Soul
April 18, 2015

SCORES	1	2	3	4	FINAL
Cleveland	13	7	14	14	48
Philadelphia	7	21	14	21	63

TEAM TOTALS	CLE	PHI
FIRST DOWNS	21	25
Rushing	3	2
Passing	15	17
Penalty	3	6
NET YARDS RUSHING	16	7
Rushing Attempts	5	6
Average Per Rush	3.2	1.2
Rushing Touchdowns	2	2
NET YARDS PASSING	298	262
Completions-Attempts-Int	22-35-0	27-36-0
Average Per Attempt	8.5	7.3
Average Per Completion	13.5	9.7
Passing Touchdowns	5	7
TOTAL OFFENSE YARDS	314	269
Total offense plays	40	42
Average Gain Per Play	7.8	6.4
Fumbles: Number-Lost	1-0	0-0
Penalties: Number-Yards	12-79	7-35
KICKOFFS-YARDS	5-272	8-453
Average Yards Per Kickoff	54.4	56.6
Net Yards Per Kickoff	37.8	41.4
Touchbacks	0	1
MFG Returns: Number-Yards-TD	0-0-0	0-0-0
Average Per Return	0.0	0.0
Kickoff returns: Number-Yds-TD	7-122-0	5-83-0
Average Per Return	17.4	16.6
Interceptions: Number-Yds-TD	0-0-0	0-0-0
Fumble Returns: Number-Yds-TD	0-0-0	0-0-0
Miscellaneous Yards	0	6
Possession Time	28:52	31:08
1st Quarter	10:52	4:08
2nd Quarter	1:14	13:46
3rd Quarter	10:36	4:24
4th Quarter	6:10	8:50
Third-Down Conversions	3 of 6	4 of 6
Fourth-Down Conversions	1 of 3	2 of 2
Red-Zone Scores-Chances	4-5	7-7
Sacks By: Number-Yards	0-0	0-0
PAT Kicks	4-5	9-9
2-Point drop-kick PATs	0-0	0-0
Field Goals	0-0	0-0
4-Point drop kick FGs	0-0	0-0
Touchdowns (Rush-Pass-Return)	2-5-0	2-7-0

Kickoff time: 7:03 • End of Game: 9:34 • Total elapsed time: 2:31

Referee: Reggie Smith • Umpire: Mike Moore • Linesman: Matt Kukar • Line judge: Tim McGowan • Back judge: Jim Corpora

SOLID OFFENSE LEADS SOUL TO A 63-48 VICTORY OVER GLADIATORS

PHILADELPHIA, PA (April 18, 2015) - The Philadelphia Soul used a united offense as they defeated the Cleveland Gladiators, 63-48 in front of 10,008 fans on the Rothman Field at the Wells Fargo Center on Saturday night.

"In the second half we did more of what I was looking for, offensively and defensively," says head coach Clint Dolezel. "It was an exciting rematch, but we're a new team and so are they. It's not about them, it's about us and if we do what we're supposed to we're going to be a hard team to beat."

J. Lewis Small Playermaker of the Game Marco Thomas led the Soul (4-0) receivers with nine catches for 108 yards and three touchdowns. Ryan McDaniel added seven catches for 73 yards and two touchdowns. Shaun Kauleinamoku had 7 receptions for 60 yards and one touchdown, while Adam Smith chipped in with two receptions for 12 yards, and no touchdowns. Tommy Taggart added four rushing yards and one touchdown.

Russell Athletic Offensive Player of the Game, Dan Raudabaugh finished the night by completing 27-of-36 passes for 262 yards, seven touchdowns and zero interceptions. Cleveland's Shane Austin completed 22-of-35 passes for 298 yards, five touchdowns, and zero interceptions.

Collin Taylor led the Gladiators (2-2) receiving core with ten receptions for 120 yards and four touchdowns, while Dominick Goodman added nine catches for 117 yards and no touchdowns.

Dwayne Hollis led the team with six total tackles, along with LaRico Stevenson who had six total tackles as well.

After winning the toss, the Soul deferred and kicked off to the Gladiators to start the game. Jeramie Richardson scored the first touchdown of the game for Cleveland with 10:36 remaining in the first quarter. The Soul offense responded with LaRico Stevenson running a 33-yard kick return. Marco Thomas scored the first touchdown for the Soul with 6:48 remaining in the first to tie the game 7-7. Gladiator WR Collin Taylor scored the next touchdown off a 28-yard pass with 1:18 left in the quarter. Gladiator K Adrian Trevino missed the extra point, making the score 13-7 at the end of the first quarter.

The Soul started the second quarter with a diving touchdown from Ryan McDaniel, giving the Soul a 14-13 lead. Xavier Boyce successfully recovered an onside kick and allowed the Soul to gain control of the ball again. With 7:04 left in the second, McDaniel scored another touchdown, making the score 21-13. When the Gladiators regained control of the ball, QB Shane Austin found WR Andrae Thurman who went in for the next Gladiator touchdown, with 5:36 left in the half. The Soul offense drove down the field and with only 0:05 seconds left in the half and Tommy Taggart ran in for another Soul touchdown. At the end of the half, the Soul lead the Gladiators 28-20.

At the start of the second half, the Soul received the ball. Raudabaugh completed a 48-yard pass to Thomas with 14:21 left in the third. The Gladiators got the ball down to the Soul 21-yard line and were unable to get the first down and turned the ball over to the Soul with 9:37 left in the quarter. Raudabaugh found Thomas for a 20-yard pass, for a Soul first down. With 8:31 remaining in the third, Thomas scored a one-handed touchdown, putting the Soul up 42-20. The Gladiators took control of the ball and with 3:31 left in the quarter, Austin found Taylor for a Gladiator touchdown, making the score 42-27. Trevino attempted an onside kick and it was successfully recovered by Gladiator Mike Alston. With 2:04 left in the quarter, the Gladiators scored another touchdown, closing the quarter with a 42-34 score.

The Soul started the fourth quarter with the ball and Ryan McDaniel quickly found the end zone, with another Soul touchdown. K Tommy Frevert attempted an onside kick, which was recovered by Cleveland. Austin finds Taylor for 18-yards, but James Romain forced a fumble, which was recovered by Cleveland on the Philadelphia 15-yard line. Austin threw four incompletes and Soul take over the ball with 8:04 left in the game. The Soul drive in the ball and with 6:04 left in the quarter where Xavier capitalized in the endzone, making the score 49-34. With 3:57 left in the game, the Gladiator's drove the ball down to score another touchdown. With only a minute left in the game, the Gladiators get the ball and are able to drive down the field for the final Gladiator touchdown. With eighteen seconds left, the Gladiators attempted an onside kick, which was recovered by Philadelphia's Xavier Boyce on the Cleveland 13-yard line and Kauleinamoku goes in for the final touchdown. The Soul come out with another win, the final score 63-48.

Russell Athletic Offensive Player: Philadelphia's Dan Raudabaugh

Riddell Defensive Player: Philadelphia's LaRico Stevenson

J Lewis Small AFL Playmaker: Philadelphia's Marco Thomas

Cutter's Catch of the Game: Philadelphia's Marco Thomas 9-yard one handed touchdown in 3rd quarter

Spalding Highlight of the Game: Philadelphia's Xavier Boyce onside kick recovery in 2nd quarter

SCORING SUMMARY

			CLE-PHI	
1st	10:36	CLE	RICHARDSON, Jeramie 1 yd run (TREVINO, Adrian kick) 7 plays, 45 yards, TOP 4:24	7 - 0
	06:48	PHI	THOMAS, Marco 6 yd pass from RAUDABAUGH, Dan (FREVERT, Tommy kick) 4 plays, 21 yards, TOP 3:06	7 - 7
	01:18	CLE	TAYLOR, Collin 28 yd pass from AUSTIN, Shane (TREVINO, Adrian kick failed) 6 plays, 39 yards, TOP 4:52	13 - 7
2nd	09:04	PHI	MCDANIEL, Ryan 2 yd run (FREVERT, Tommy kick) 8 plays, 38 yards, TOP 6:20	13 - 14
	07:04	PHI	MCDANIEL, Ryan 6 yd pass from RAUDABAUGH, Dan (FREVERT, Tommy kick) 2 plays, 26 yards, TOP 1:08	13 - 21
	05:36	CLE	THURMAN, Andrae 36 yd pass from AUSTIN, Shane (TREVINO, Adrian kick) 1 play, 36 yards, TOP 0:42	20 - 21
	00:05	PHI	TAGGART, Tommy 1 yd run (FREVERT, Tommy kick) 11 plays, 43 yards, TOP 5:04	20 - 28
3rd	14:21	PHI	THOMAS, Marco 48 yd pass from RAUDABAUGH, Dan (FREVERT, Tommy kick) 1 play, 48 yards, TOP 0:39	20 - 35
	08:31	PHI	THOMAS, Marco 9 yd pass from RAUDABAUGH, Dan (FREVERT, Tommy kick) 3 plays, 29 yards, TOP 1:36	20 - 42
	03:31	CLE	TAYLOR, Collin 3 yd pass from AUSTIN, Shane (TREVINO, Adrian kick) 6 plays, 48 yards, TOP 4:33	27 - 42
	02:04	CLE	TAYLOR, Collin 24 yd pass from AUSTIN, Shane (TREVINO, Adrian kick) 2 plays, 38 yards, TOP 0:55	34 - 42
4th	11:54	PHI	MCDANIEL, Ryan 12 yd pass from RAUDABAUGH, Dan (FREVERT, Tommy kick) 6 plays, 39 yards, TOP 4:16	34 - 49
	06:04	PHI	BOYCE, Xavier 7 yd pass from RAUDABAUGH, Dan (FREVERT, Tommy kick) 3 plays, 45 yards, TOP 2:00	34 - 56
	03:57	CLE	RICHARDSON, Jeramie 1 yd run (AUSTIN, Shane pass failed) 3 plays, 37 yards, TOP 1:36	40 - 56
	01:32	PHI	KAULEINAMOKU, S 5 yd pass from RAUDABAUGH, Dan (FREVERT, Tommy kick) 3 plays, 11 yards, TOP 1:42	40 - 63
	00:18	CLE	TAYLOR, Collin 4 yd pass from AUSTIN, Shane (AUSTIN, Shane rush) 5 plays, 32 yards, TOP 0:42	48 - 63

RUSHING	NO.	GAIN	LOSS	NET	TD	LG	AVG.
TAGGART, Tommy	4	5	0	5	1	2	1.2
MCDANIEL, Ryan	2	2	0	2	1	2	1.0
Totals...	6	7	0	7	2	2	1.2

PASSING	CMP-ATT-INT	YDS	TD	LONG	SACK
RAUDABAUGH, Dan	27-36-0	262	7	48	0
Totals...	27-36-0	262	7	48	0

RECEIVING	NO.	YDS	TD	LG
THOMAS, Marco	9	108	3	48
MCDANIEL, Ryan	7	73	2	20
KAULEINAMOKU, S	7	60	1	18
SMITH, Adam	2	12	0	11
BOYCE, Xavier	2	9	1	7
Totals...	27	262	7	48

ALL RETURNS	MFG			KICKOFFS			INTERCEPT		
	NO	YDS	LG	NO	YDS	LG	NO	YDS	LG
KAULEINAMOKU, S	0	0	0	1	0	0	0	0	0
STEVENSON, LaRi	0	0	0	4	83	35	0	0	0
Totals...	0	0	0	5	83	35	0	0	0

ALL PURPOSE	RUSH	RCV	KR	FGR	IR	TOTAL
THOMAS, Marco	0	108	0	0	0	108
STEVENSON, LaRi	0	0	83	0	0	83
MCDANIEL, Ryan	2	73	0	0	0	75
KAULEINAMOKU, S	0	60	0	0	0	60
SMITH, Adam	0	12	0	0	0	12
BOYCE, Xavier	0	9	0	0	0	9
TAGGART, Tommy	5	0	0	0	0	5
Totals...	7	262	83	0	0	352

KICKOFFS	NO.	YDS	TB	OB	AVG.
FREVERT, Tommy	8	453	1	0	56.6

GAME 5

Philadelphia Soul @ New Orleans VooDoo
April 26, 2015

SCORES	1	2	3	4	FINAL
Philadelphia	14	20	7	14	55
New Orleans	7	7	7	21	42
TEAM TOTALS	PHI		NOV		
FIRST DOWNS	19		23		
Rushing	5		2		
Passing	10		15		
Penalty	4		6		
NET YARDS RUSHING	47		24		
Rushing Attempts	11		8		
Average Per Rush	4.3		3.0		
Rushing Touchdowns	3		2		
NET YARDS PASSING	196		259		
Completions-Attempts-Int	18-25-1		24-42-2		
Average Per Attempt	7.8		6.2		
Average Per Completion	10.9		10.8		
Passing Touchdowns	5		4		
TOTAL OFFENSE YARDS	243		283		
Total offense plays	36		52		
Average Gain Per Play	6.8		5.4		
Fumbles: Number-Lost	0-0		0-0		
Penalties: Number-Yards	12-87		13-86		
KICKOFFS-YARDS	8-451		5-266		
Average Yards Per Kickoff	56.4		53.2		
Net Yards Per Kickoff	47.1		50.4		
Touchbacks	4		3		
MFG Returns: Number-Yards-TD	0-0-0		0-0-0		
Average Per Return	0.0		0.0		
Kickoff returns: Number-Yds-TD	1-14-0		4-74-0		
Average Per Return	14.0		18.5		
Interceptions: Number-Yds-TD	2-29-0		1-3-0		
Fumble Returns: Number-Yds-TD	0-0-0		0-0-0		
Miscellaneous Yards	0		0		
Possession Time	26:28		33:32		
1st Quarter	6:33		8:27		
2nd Quarter	4:16		10:44		
3rd Quarter	6:15		8:45		
4th Quarter	9:24		5:36		
Third-Down Conversions	3 of 5		2 of 7		
Fourth-Down Conversions	0 of 1		0 of 3		
Red-Zone Scores-Chances	4-5		2-2		
Sacks By: Number-Yards	2-12		0-0		
PAT Kicks	7-8		6-6		
2-Point drop-kick PATs	0-0		0-0		
Field Goals	0-1		0-0		
4-Point drop kick FGs	0-0		0-0		
Touchdowns (Rush-Pass-Return)	3-5-0		2-4-0		

Kickoff time: 3:00 • End of Game: 5:40 • Total elapsed time: 2:40

Referee: Thomas McCabe • Umpire: Rick Lowe • Linesman: Rg Detillier
• Line judge: Tod Reese • Back judge: Grantis Bell • Field judge: Carl Paganelli

SOUL CAST SPELL ON VOODOO, 55-42

NEW ORLEANS (April 26, 2015) - On the back of Tommy Taggart's three first half rushing touchdowns and another strong defensive showing, the Philadelphia Soul (5-0) extended their winning streak to five games by defeating the New Orleans VooDoo, 55-42, in front of 3,906 fans at the Smoothie King Center in New Orleans, LA on Sunday night to remain on top of the East Division.

"It's always good to get a win especially with the schedule change this week," Soul head coach Clint Dolezel said. "We have a few things to clean up as we came out in the second half a little complacent. The defense continues to improve every week and we need to continue that trend across all facets - offense, defense and special teams."

Ryan McDaniel led the Soul receivers with six catches for 56 yards and one touchdown. Xavier Boyce added four catches for 59 yards and two touchdowns. Shaun Kauleinamoku had four receptions for 55 yards and a touchdown, while Harvey Binford chipped in with a reception for 17 yards, while Adam Smith added a 7-yard touchdown.

J. Lewis Small AFL Playmaker of the Game, Tommy Taggart added a season-high 47 rushing yards on 11 carries and three touchdowns.

Russell Athletic Offensive Player of the Game, Dan Raudabaugh finished the night by completing 18-of-25 passes for 196 yards, five touchdowns and one interception.

New Orleans' Adam Kennedy completed 24-of-42 passes for 271 yards, four touchdowns and two interceptions. Marcus Smith led the VooDoo (1-4) receivers with 11 receptions for 88 yards, while Chris Duvalt added six catches for 87 yards and two touchdowns.

LaRico Stevenson led the Soul defense with 9.0 total tackles and an interception, while Joe Goosby added 7.0 total tackles. James Romain had three pass breakups and an interception. Bryan Robinson, Curtis Young, Beau Bell and Justin Lawrence added pressure all night and combined for X.X total tackles. Robinson, who earned Riddell Defensive Player of the Game, added two sacks.

After winning the toss, the Soul deferred and kicked off to the VooDoo to start the game. The Soul got pass deflections from James Romain and Kent Richardson that forced a turnover on downs on the first New Orleans drive. The Soul capitalized when Taggart got the Soul on the board with a 6-yard score at the 10:06 mark in the first and gave Philadelphia a 7-0 lead. Romain picked off a Kennedy pass to stop the next New Orleans drive. Taggart again scored, this time from three yards out to give the Soul a 14-0 lead. The VooDoo capped the first quarter scoring when Kennedy connected with Duvalt on a 10-yard pass play to trail the Soul 14-7 after one quarter of play.

Taggart again found the end zone for the third time in the first half when he powered his way in from five yards out and gave the Soul a 21-7 lead at the 14:55 mark. Stevenson then intercepted a Kennedy pass that led to a Raudabaugh to Boyce 25-yard scoring strike on the next play. That widened the Philadelphia lead to 28-7 with 7:36 left in the first half.

Another strong defensive stop by the Soul defense that included a Robinson sack of Kennedy on fourth down gave the Soul the ball back in VooDoo territory. Raudabaugh then found McDaniel in the back of the endzone to give the Soul a 34-7 lead with 2:44 left in the second. VooDoo capped the first-half scoring when Roosevelt Falls plunged in for a 4-yard touchdown run and narrowed the Soul lead to 34-14.

Raudabaugh opened the second half with a 30-yard touchdown pass to Kauleinamoku for a 41-14 lead with 12:25 left in the third quarter. New Orleans answered when Kennedy connected with Carlese Franklin on a 12-yard touchdown to make it 41-21 in favor of the Soul at the end of the third quarter.

Following a Raudabaugh interception, New Orleans opened the fourth quarter when Franklin scored on an end-around from five yards out to narrow the Soul lead to 41-28 with 13:35 left in the game. Soul bounced back as Adam Smith 7-yard touchdown reception capped the following drive to push the lead to 48-28 with 9:19 remaining. Kennedy brought New Orleans down and hooked up with Duvalt for a VooDoo score bring it back to a 48-35 Soul advantage.

The Soul answered when Raudabaugh found Boyce on a 30-yard scoring strike to push the lead to 55-35 with 3:50 left. VooDoo put up the final score of the game when Jeremy Grier scored from 17 yards out to make the final score: Philadelphia 55, New Orleans 42.

Russell Athletic Offensive Player: Philadelphia's Dan Raudabaugh

Riddell Defensive Player: Philadelphia's Bryan Robinson

J Lewis Small AFL Playmaker: Philadelphia's Tommy Taggart

Cutter's Catch of the Game: New Orleans' Chris Duvalt diving touchdown in the fourth quarter.

Spalding Highlight of the Game: New Orleans' line-drive inside kick recovery.

SCORING SUMMARY

			PHI-NOV	
1st	10:06	PHI	TAGGART, Tommy 6 yd run (FREVERT, Tommy kick)	
			2 plays, 21 yards, TOP 1:19	7 - 0
	08:22	PHI	TAGGART, Tommy 3 yd run (FREVERT, Tommy kick)	
			1 play, 6 yards, TOP 0:23	14 - 0
	04:05	NOV	DUVALT, Chris 10 yd pass from KENNEDY, Adam (LINDHOLM, Garre kick)	
			5 plays, 45 yards, TOP 3:05	14 - 7
2nd	14:55	PHI	TAGGART, Tommy 5 yd run (FREVERT, Tommy kick)	
			4 plays, 45 yards, TOP 3:08	21 - 7
	07:36	PHI	BOYCE, Xavier 25 yd pass from RAUDABAUGH, Dan (FREVERT, Tommy kick)	
			1 play, 25 yards, TOP 0:28	28 - 7
	02:44	PHI	MCDANIEL, Ryan 13 yd pass from RAUDABAUGH, Dan (FREVERT, Tommy kick blockd)	
			2 plays, 16 yards, TOP 1:00	34 - 7
	00:49	NOV	FALLS, Roosevelt 4 yd run (LINDHOLM, Garre kick)	
			2 plays, 16 yards, TOP 0:59	34 - 14
3rd	13:30	PHI	KAULEINAMOKU, S 30 yd pass from RAUDABAUGH, Dan (FREVERT, Tommy kick)	
			3 plays, 30 yards, TOP 1:21	41 - 14
	08:03	NOV	FRANKLIN, Carle 12 yd pass from KENNEDY, Adam (LINDHOLM, Garre kick)	
			6 plays, 34 yards, TOP 4:07	41 - 21
4th	14:05	NOV	FRANKLIN, Carle 5 yd run (LINDHOLM, Garre kick)	
			7 plays, 42 yards, TOP 4:41	41 - 28
	10:05	PHI	SMITH, Adam 7 yd pass from RAUDABAUGH, Dan (FREVERT, Tommy kick)	
			6 plays, 38 yards, TOP 3:19	48 - 28
	08:10	NOV	DUVALT, Chris 16 yd pass from KENNEDY, Adam (LINDHOLM, Garre kick)	
			2 plays, 24 yards, TOP 0:43	48 - 35
	04:09	PHI	BOYCE, Xavier 25 yd pass from RAUDABAUGH, Dan (FREVERT, Tommy kick)	
			5 plays, 45 yards, TOP 3:23	55 - 35
	01:33	NOV	GRIER, Jeremy 17 yd pass from KENNEDY, Adam (LINDHOLM, Garre kick)	
			4 plays, 37 yards, TOP 2:06	55 - 42

RUSHING	NO.	GAIN	LOSS	NET	TD	LG	AVG.
TAGGART, Tommy	11	50	3	47	3	15	4.3
Totals...	11	50	3	47	3	15	4.3

PASSING	CMP-ATT-INT	YDS	TD	LONG	SACK
RAUDABAUGH, Dan	18-25-1	196	5	30	0
Totals...	18-25-1	196	5	30	0

RECEIVING	NO.	YDS	TD	LG
MCDANIEL, Ryan	6	56	1	14
BOYCE, Xavier	4	59	2	25
KAULEINAMOKU, S	4	55	1	30
TAGGART, Tommy	2	2	0	2
BINFORD, Harvey	1	17	0	17
SMITH, Adam	1	7	1	7
Totals...	18	196	5	30

ALL RETURNS	MFG NO	YDS	LG	KICKOFFS NO	YDS	LG	INTERCEPT NO	YDS	LG
STEVENSON, LaRi	0	0	0	1	14	14	1	20	20
ROMAIN, James	0	0	0	0	0	0	1	9	9
Totals...	0	0	0	1	14	14	2	29	20

ALL PURPOSE	RUSH	RCV	KR	FGR	IR	TOTAL
BOYCE, Xavier	0	59	0	0	0	59
MCDANIEL, Ryan	0	56	0	0	0	56
KAULEINAMOKU, S	0	55	0	0	0	55
TAGGART, Tommy	47	2	0	0	0	49
STEVENSON, LaRi	0	0	14	0	20	34
BINFORD, Harvey	0	17	0	0	0	17
ROMAIN, James	0	0	0	0	9	9
SMITH, Adam	0	7	0	0	0	7
Totals...	47	196	14	0	29	286

FIELD GOAL ATTEMPTS

FREVERT, Tommy	2nd	00:01	38 yards	Missed	
KICKOFFS	No.	Yds	TB	OB	Avg.
FREVERT, Tommy	8	451	4	0	56.4

GAME 6

Philadelphia Soul @ Portland Thunder
May 2, 2015

SCORES	1	2	3	4	FINAL
Portland	7	7	7	14	35
Philadelphia	14	14	7	17	52

TEAM TOTALS	POR	PHI
FIRST DOWNS	18	18
Rushing	0	1
Passing	10	14
Penalty	8	3
NET YARDS RUSHING	-1	16
Rushing Attempts	4	6
Average Per Rush	-0.2	2.7
Rushing Touchdowns	0	1
NET YARDS PASSING	169	274
Completions-Attempts-Int	17-38-1	22-38-0
Average Per Attempt	4.4	7.2
Average Per Completion	9.9	12.5
Passing Touchdowns	4	6
TOTAL OFFENSE YARDS	168	290
Total offense plays	42	44
Average Gain Per Play	4.0	6.6
Fumbles: Number-Lost	1-1	0-0
Penalties: Number-Yards	8-60	15-72
KICKOFFS-YARDS	4-226	7-381
Average Yards Per Kickoff	56.5	54.4
Net Yards Per Kickoff	49.0	32.4
Touchbacks	1	0
MFG Returns: Number-Yards-TD	0-0-0	0-0-0
Average Per Return	0.0	0.0
Kickoff returns: Number-Yds-TD	7-154-1	3-30-0
Average Per Return	22.0	10.0
Interceptions: Number-Yds-TD	0-0-0	1-0-0
Fumble Returns: Number-Yds-TD	0-0-0	0-0-0
Miscellaneous Yards	4	0
Possession Time	32:36	27:24
1st Quarter	9:25	5:35
2nd Quarter	8:43	6:17
3rd Quarter	6:57	8:03
4th Quarter	7:31	7:29
Third-Down Conversions	3 of 7	5 of 8
Fourth-Down Conversions	1 of 3	1 of 2
Red-Zone Scores-Chances	3-3	3-3
Sacks By: Number-Yards	0-0	0-0
PAT Kicks	5-5	7-7
2-Point drop-kick PATs	0-0	0-0
Field Goals	0-0	1-1
4-Point drop kick FGs	0-0	0-0
Touchdowns (Rush-Pass-Return)	0-4-1	1-6-0

Kickoff time: 6:05 • End of Game: 8:40 • Total elapsed time: 2:35

Referee: Thomas McCabe • Umpire: Jeff Carr • Linesman: Wade Wagner • Line judge: Tim McGowan • Back judge: Jim Corpora

SOUL STORMS OVER THUNDER, 52-35

PHILADELPHIA (May 2, 2015) – On the back of Shaun Kauleinamoku's four touchdowns and another strong defensive showing, the Philadelphia Soul (6-0) extended their winning streak to six games by defeating the Portland Thunder, 52-35, in front of 7,011 fans at the Rothman Field at the Wells Fargo Center in Philadelphia, PA on Saturday night to remain on top of the East Division.

"Each game we work with what the other team gives us," Soul head coach Clint Dolezel said. "SK had a lot of great opportunities tonight and he executed well on the field. It's great to remain undefeated, but there are a lot of things to take away from tonight and work on."

Marco Thomas led the Soul receivers with eight catches for 81 yards and one touchdown. Xavier Boyce had three receptions for 33 yards, while Adam Smith chipped in with two receptions for 25 yards and one touchdown. Ryan McDaniel also added two catches for 13 yards.

J. Lewis Small AFL Playmaker of the Game, Shaun Kauleinamoku added seven catches for 122 yards and four touchdowns.

Russell Athletic Offensive Player of the Game, Dan Raudabaugh finished the night by completing 22-of-38 passes for 274 yards, six touchdowns and one interception.

Portland's Kyle Rowley completed 17-of-38 passes for 169 yards, four touchdowns and one interception. Perez Ashford led the Thunder (2-4) receivers with seven receptions for 42 yards, while Jared Perry added five catches for 74 yards and two touchdowns.

LaRico Stevenson led the Soul defense with 5.5 total tackles, while Riddell Defensive Player of the Game James Romain added 5.0 total tackles, one forced fumble, and one interception. Bryan Robinson, Curtis Young, Padric Scott, Joe Goosby and Justin Lawrence added pressure all night and combined for 5.0 total tackles.

After winning the toss, the Soul deferred and kicked off to the Thunder to start the game. After being unable to complete a first down, the Thunder turned over the ball. The Soul capitalized when Smith got the Soul on the board with an 8-yard score at the 7:36 mark in the first and gave Philadelphia a 7-0 lead. Rowley found Perez for a 14-yard pass, making a 7-7 tie at the 3:51 mark. The Soul came back with a 37-yard touchdown from Kauleinamoku, giving the Soul a 14-7 lead at the end of the first quarter.

For the second time the Thunder were unable to complete, giving the Soul the ball for the start of the second quarter. Raudabaugh connected with Thomas for a 27-yard score, giving the Soul a 21-7 lead with 7:49 left in the half. Portland returned with a pass from Rowley to Perry for a three yard touchdown, making the score 21-14 with 2:59 left. Kauleinamoku scored for the second time from 29 yards, widening the Soul lead 28-14 with 0:55 left. Romain intercepted a pass from Rowley, giving the Soul the ball at the end of the first half.

Kauleinamoku made his third touchdown of the game with a 27-yard pass, expanding the Soul lead 35-14 with 12:39 left. The Thunder, trying to make a comeback, completed an 11-yard pass to Martinez, ending the third quarter with a Soul lead 35-21.

Starting off the fourth quarter, Frevert kicked a field goal from the 32-yard line, giving the Soul a 38-21 lead over the Thunder. Rowley completed a 14-yard pass to Perry, and with 10:04 left in the game the Soul led 38-28 over the Thunder. The Soul bounced back with a 2-yard touchdown to Taggart, to push the lead 45-28 with 7:43 remaining. Rowley completed a 54-yard pass to Brooks and with 6:41 left the Soul led 45-35. Kauleinamoku made his fourth touchdown of the game, solidifying the Soul lead and ending the game with a score of 52-28.

Russell Athletic Offensive Player: Philadelphia's Dan Raudabaugh

Riddell Defensive Player: Philadelphia's James Romain

J Lewis Small AFL Playmaker: Philadelphia's Shaun Kauleinamoku

Cutter's Catch of the Game: Philadelphia's James Romain's interception in the second quarter

Spalding Highlight of the Game: Philadelphia's Shaun Kauleinamoku touchdown catch against the wall in the third quarter

SCORING SUMMARY

SCORING SUMMARY				POR-PHI
1st	08:08	PHI	SMITH, Adam 8 yd pass from RAUDABAUGH, Dan (FREVERT, Tommy kick) 5 plays, 21 yards, TOP 2:35	0 - 7
	04:26	POR	ASHFORD, Perez 6 yd pass from ROWLEY, Kyle (GOESSLING, Kevi kick) 5 plays, 22 yards, TOP 3:10	7 - 7
	02:11	PHI	KAULEINAMOKU, S 32 yd pass from RAUDABAUGH, Dan (FREVERT, Tommy kick) 3 plays, 48 yards, TOP 1:40	7 - 14
2nd	08:35	PHI	THOMAS, Marco 27 yd pass from RAUDABAUGH, Dan (FREVERT, Tommy kick) 4 plays, 37 yards, TOP 2:51	7 - 21
	03:34	POR	PERRY, Jared 3 yd pass from ROWLEY, Kyle (GOESSLING, Kevi kick) 5 plays, 7 yards, TOP 4:15	14 - 21
	00:55	PHI	KAULEINAMOKU, S 29 yd pass from RAUDABAUGH, Dan (FREVERT, Tommy kick) 4 plays, 47 yards, TOP 2:04	14 - 28
3rd	12:39	PHI	KAULEINAMOKU, S 27 yd pass from RAUDABAUGH, Dan (FREVERT, Tommy kick) 3 plays, 48 yards, TOP 2:21	14 - 35
	05:48	POR	MARTINEZ, John 11 yd pass from ROWLEY, Kyle (GOESSLING, Kevi kick) 7 plays, 40 yards, TOP 6:06	21 - 35
4th	13:15	PHI	FREVERT, Tommy 32 yd field goal 9 plays, 29 yards, TOP 6:42	21 - 38
	10:04	POR	PERRY, Jared 14 yd pass from ROWLEY, Kyle (GOESSLING, Kevi kick) 5 plays, 49 yards, TOP 3:11	28 - 38
	07:43	PHI	TAGGART, Tommy 2 yd run (FREVERT, Tommy kick) 3 plays, 11 yards, TOP 1:48	28 - 45
	07:03	POR	BROOKS, Duane 54 yd kickoff return (GOESSLING, Kevi kick)	35 - 45
	05:25	PHI	KAULEINAMOKU, S 7 yd pass from RAUDABAUGH, Dan (FREVERT, Tommy kick) 2 plays, 14 yards, TOP 1:06	35 - 52

RUSHING	NO.	GAIN	LOSS	NET	TD	LG	AVG.
TAGGART, Tommy	6	16	0	16	1	4	2.7
Totals...	6	16	0	16	1	4	2.7

PASSING	CMP-ATT-INT	YDS	TD	LONG	SACK
RAUDABAUGH, Dan	22-38-0	274	6	32	0
Totals...	22-38-0	274	6	32	0

RECEIVING	NO.	YDS	TD	LG
THOMAS, Marco	8	81	1	27
KAULEINAMOKU, S	7	122	4	32
BOYCE, Xavier	3	33	0	18
SMITH, Adam	2	25	1	17
MCDANIEL, Ryan	2	13	0	7
Totals...	22	274	6	32

ALL RETURNS	MFG			KICKOFFS			INTERCEPT		
	NO	YDS	LG	NO	YDS	LG	NO	YDS	LG
STEVENSON, LaRi	0	0	0	3	30	12	0	0	0
ROMAIN, James	0	0	0	0	0	0	1	0	0
Totals...	0	0	0	3	30	12	1	0	0

ALL PURPOSE	RUSH	RCV	KR	FGR	IR	TOTAL
KAULEINAMOKU, S	0	122	0	0	0	122
THOMAS, Marco	0	81	0	0	0	81
BOYCE, Xavier	0	33	0	0	0	33
STEVENSON, LaRi	0	0	30	0	0	30
SMITH, Adam	0	25	0	0	0	25
TAGGART, Tommy	16	0	0	0	0	16
MCDANIEL, Ryan	0	13	0	0	0	13
Totals...	16	274	30	0	0	320

FIELD GOAL ATTEMPTS				
FREVERT, Tommy	4th	13:15	32 yards	Good

KICKOFFS	NO.	YDS	TB	OB	AVG.
FREVERT, Tommy	7	381	0	0	54.4

GAME 7

Orlando Predators @ Philadelphia Soul
May 8, 2015

SCORES	1	2	3	4	FINAL
Orlando	13	14	7	14	48
Philadelphia	14	27	7	14	62

TEAM TOTALS	ORL	PHI
FIRST DOWNS	18	17
Rushing	3	2
Passing	13	12
Penalty	2	3
NET YARDS RUSHING	70	25
Rushing Attempts	9	5
Average Per Rush	7.8	5.0
Rushing Touchdowns	3	0
NET YARDS PASSING	208	319
Completions-Attempts-Int	21-40-3	22-35-0
Average Per Attempt	5.2	9.1
Average Per Completion	9.9	14.5
Passing Touchdowns	3	8
TOTAL OFFENSE YARDS	278	344
Total offense plays	52	41
Average Gain Per Play	5.3	8.4
Fumbles: Number-Lost	2-1	1-0
Penalties: Number-Yards	6-50	7-50
KICKOFFS-YARDS	7-351	9-504
Average Yards Per Kickoff	50.1	56.0
Net Yards Per Kickoff	40.3	47.2
Touchbacks	1	5
MFG Returns: Number-Yards-TD	0-0-0	0-0-0
Average Per Return	0.0	0.0
Kickoff returns: Number-Yds-TD	5-79-1	6-69-0
Average Per Return	15.8	11.5
Interceptions: Number-Yds-TD	0-0-0	3-37-0
Fumble Returns: Number-Yds-TD	0-0-0	0-0-0
Miscellaneous Yards	33	-2
Possession Time	31:26	28:34
1st Quarter	8:59	6:01
2nd Quarter	7:55	7:05
3rd Quarter	6:27	8:33
4th Quarter	8:05	6:55
Third-Down Conversions	7 of 11	2 of 6
Fourth-Down Conversions	0 of 3	1 of 3
Red-Zone Scores-Chances	3-4	3-3
Sacks By: Number-Yards	1-4	3-5
PAT Kicks	6-7	8-8
2-Point drop-kick PATs	0-0	0-0
Field Goals	0-0	2-2
4-Point drop kick FGs	0-0	0-0
Touchdowns (Rush-Pass-Return)	3-3-1	0-8-0

Kickoff time: 7:35 • End of Game: 10:08 • Total elapsed time: 2:33

Referee: Scott Aronowitz • Umpire: Rick Lowe • Linesman: Tod Reese • Line judge: R.G. Dettillier • Back judge: Grantis Bell

PHILADELPHIA SHOWED DOMINANCE OVER PREDATORS

PHILADELPHIA, PA (May 8, 2015) - The Philadelphia Soul (7-0) extended their winning steak to seven games, defeating the Orlando Predators (3-4) 62-48 in front of 8,633 fans on the Rothman Field at the Wells Fargo Center on Friday night.

"Even without their starting quarterback, this is the best team we have played thus far," said Head Coach Clint Dolezel. "The first game of the season came down to the wire and this game came close as well. They are a great team with a lot of quality players and they're going to play hard, but thankfully we can play hard also."

J. Lewis Small Playermaker of the Game Marco Thomas led the Soul (7-0) receivers with 10 catches for 159 yards and three touchdowns. Shaun Kauleinamoku added six catches for 111-yards and three touchdowns. Ryan McDaniel had five receptions for 44-yards and one touchdown, while Adam Smith chipped in with a reception for a 9-yard touchdown catch. Tommy Taggart added 25 rushing yards for the Soul offense.

Russell Athletic Offensive Player of the Game, Dan Raudabaugh finished the night by completing 22-of-35 passes for 323-yards, eight touchdowns and no interceptions. Orlando's Bernard Morris completed 21-of-40 passes for 213-yards, three touchdowns, and three interceptions.

Brandon Thompkins led the Predator (3-4) receivers with eight receptions for 69-yards and one touchdown, while Larry Brackins added four catches for 42-yards and two touchdowns.

Joe Goosby led the team with 7.0 total tackles and LaRico Stevenson had 6.0 total tackles. James Romain added 5.0 total tackles and Padric Scott and Bryan Robinson both had sacks for the night.

Orlando won the toss and chose to kick off to Philadelphia to start the game. Former Soul WR Larry Brackins scored the first touchdown of the game for Orlando with a 6-yard pass from Bernard Morris, but the kick was no good. Morris took the reins of the offense from Orlando's recently injured quarterback Randy Hippeard. Philadelphia answered back a minute later with Dan Raudabaugh's 30-yard touchdown pass to Shaun Kauleinamoku. With 4:41 remaining in the first, Orlando WR Brandon Thompkins caught a 23-yard touchdown pass to put the Predators on top 13-7. The Soul finished the quarter strong with another 30-yard touchdown pass from Raudabaugh, but this time to Marco Thomas.

Kauleinamoku one-handed 24-yard touchdown catch in the endzone gave the Soul momentum for the rest of the half and a 21-13 lead. Morris threw a 14-yard touchdown pass to Brackins to give him his second touchdown against his old team. Kauleinamoku stepped up making his third touchdown catch of the game and extending the Soul's lead to 28-20. Raudabaugh threw a game high 42-yard touchdown pass to Thomas for back-to-back Soul touchdowns with 3:44 left in the second quarter. Morris went in for a 25-yard touchdown rush brining the score to 35-27. With only 37 seconds left in the half, Soul kicker Tommy Frevert kicked a 23-yard field goal extending their lead to 11 points. James Romain stopped the Predators on fourth down with a big time pass break-up, not allowing them to score before the half ended. Frevert ended the half on a positive note with a 25-yard field goal, making the half time score 41-27.

Morris started the fourth quarter strong with a 23-yard run with 13:52 to play in the game. McDaniel was quick to respond with a 16-yard touchdown catch from Raudabaugh and made the score 55-41. The Predator offense did not give up and B. Thompkins had a 3-yard touchdown run cutting the score to 55-48 with 7:42 remaining in the game. Thomas sealed the game for the Soul with a 24-yard touchdown catch to make the final score 62-48

Russell Athletic Offensive Player: Philadelphia's Dan Raudabaugh

Riddell Defensive Player: Philadelphia's James Romain

J Lewis Small AFL Playmaker: Philadelphia's Marco Thomas

Cutter's Catch of the Game: Philadelphia's Shaun Kauleinamoku One Handed 24-yard 3rdQuarter Touchdown

Spalding Highlight of the Game: LaRico Stevenson's Interception on the 4th Down in the 3rdQuarter

SCORING SUMMARY

ORL-PHI

1st	08:51	ORL	BRACKINS, Larry 6 yd pass from MORRIS, Bernard (REED, Christian kick failed) 6 plays, 21 yards, TOP 3:46	6 - 0
	07:35	PHI	KAULEINAMOKU, S 30 yd pass from RAUDABAUGH, Dan (FREVERT, Tommy kick) 1 play, 30 yards, TOP 0:34	6 - 7
	04:41	ORL	THOMPCKINS, Bran 23 yd pass from MORRIS, Bernard (REED, Christian kick) 3 plays, 47 yards, TOP 2:09	13 - 7
	01:57	PHI	THOMAS, Marco 30 yd pass from RAUDABAUGH, Dan (FREVERT, Tommy kick) 3 plays, 41 yards, TOP 2:00	13 - 14
2nd	11:43	PHI	KAULEINAMOKU, S 24 yd pass from RAUDABAUGH, Dan (FREVERT, Tommy kick) 3 plays, 40 yards, TOP 2:25	13 - 21
	10:21	ORL	BRACKINS, Larry 14 yd pass from MORRIS, Bernard (REED, Christian kick) 1 play, 4 yards, TOP 0:50	20 - 21
	07:44	PHI	KAULEINAMOKU, S 36 yd pass from RAUDABAUGH, Dan (FREVERT, Tommy kick) 3 plays, 41 yards, TOP 1:54	20 - 28
	03:44	PHI	THOMAS, Marco 42 yd pass from RAUDABAUGH, Dan (FREVERT, Tommy kick) 1 play, 42 yards, TOP 0:28	20 - 35
	01:31	ORL	MORRIS, Bernard 25 yd run (LEWIS, Mark kick) 3 plays, 45 yards, TOP 1:36	27 - 35
	00:37	PHI	FREVERT, Tommy 23 yd field goal 4 plays, 4 yards, TOP 0:23	27 - 38
	00:00	PHI	FREVERT, Tommy 25 yd field goal 2 plays, 5 yards, TOP 0:04	27 - 41
3rd	04:20	PHI	SMITH, Adam 9 yd pass from RAUDABAUGH, Dan (FREVERT, Tommy kick) 6 plays, 45 yards, TOP 4:57	27 - 48
	03:25	ORL	THOMPCKINS, Bran 56 yd kickoff return (REED, Christian kick)	34 - 48
4th	13:52	ORL	MORRIS, Bernard 23 yd run (REED, Christian kick) 2 plays, 23 yards, TOP 0:59	41 - 48
	12:04	PHI	MCDANIEL, Ryan 16 yd pass from RAUDABAUGH, Dan (FREVERT, Tommy kick) 2 plays, 25 yards, TOP 1:07	41 - 55
	07:42	ORL	THOMPCKINS, Bran 3 yd run (REED, Christian kick) 6 plays, 48 yards, TOP 3:35	48 - 55
	03:17	PHI	THOMAS, Marco 24 yd pass from RAUDABAUGH, Dan (FREVERT, Tommy kick) 6 plays, 41 yards, TOP 3:47	48 - 62

RUSHING	NO.	GAIN	LOSS	NET	TD	LG	AVG.
TAGGART, Tommy	5	25	0	25	0	11	5.0
Totals...	5	25	0	25	0	11	5.0

PASSING	CMP-ATT-INT	YDS	TD	LONG	SACK
RAUDABAUGH, Dan	22-35-0	323	8	42	1
TEAM	0-0-0	-4	0	0	0
Totals...	22-35-0	319	8	42	1

RECEIVING	NO.	YDS	TD	LG
THOMAS, Marco	10	159	3	42
KAULEINAMOKU, S	6	111	3	36
MCDANIEL, Ryan	5	44	1	16
SMITH, Adam	1	9	1	9
Totals...	22	323	8	42

ALL RETURNS	MFG	NO	YDS	LG	KICKOFFS	NO	YDS	LG	INTERCEPT	NO	YDS	LG
BOYCE, Xavier	0	0	0	0	1	1	1	1	0	0	0	0
STEVENSON, LaRi	0	0	0	0	5	68	30	2	25	20	20	20
ROMAIN, James	0	0	0	0	0	0	0	1	12	12	12	12
Totals...	0	0	0	0	6	69	30	3	37	20	20	20

ALL PURPOSE	RUSH	RCV	KR	FGR	IR	TOTAL
THOMAS, Marco	0	159	0	0	0	159
KAULEINAMOKU, S	0	111	0	0	0	111
STEVENSON, LaRi	0	0	68	0	25	93
MCDANIEL, Ryan	0	44	0	0	0	44
TAGGART, Tommy	25	0	0	0	0	25
ROMAIN, James	0	0	0	0	12	12
SMITH, Adam	0	9	0	0	0	9
BOYCE, Xavier	0	0	1	0	0	1
Totals...	25	323	69	0	37	454

FIELD GOAL ATTEMPTS	NO.	YDS	TD	OB	AVG.
FREVERT, Tommy	2nd	00:37	23 yards	Good	
FREVERT, Tommy	2nd	00:00	25 yards	Good	

KICKOFFS	NO.	YDS	TB	OB	AVG.
FREVERT, Tommy	9	504	5	1	56.0

GAME 8

Philadelphia Soul @ Jacksonville Sharks
May 16, 2015

SCORES	1	2	3	4	FINAL
Philadelphia	7	13	13	14	47
Jacksonville	10	14	14	17	55
TEAM TOTALS	PHI		JAX		
FIRST DOWNS	20		14		
Rushing	1		1		
Passing	17		9		
Penalty	2		4		
NET YARDS RUSHING	17		10		
Rushing Attempts	8		7		
Average Per Rush	2.1		1.4		
Rushing Touchdowns	0		1		
NET YARDS PASSING	288		176		
Completions-Attempts-Int	29-43-1		18-35-0		
Average Per Attempt	6.7		5.0		
Average Per Completion	9.9		9.8		
Passing Touchdowns	7		6		
TOTAL OFFENSE YARDS	305		186		
Total offense plays	52		43		
Average Gain Per Play	5.9		4.3		
Fumbles: Number-Lost	2-2		2-0		
Penalties: Number-Yards	4-32		6-38		
KICKOFFS-YARDS	6-278		9-511		
Average Yards Per Kickoff	46.3		56.8		
Net Yards Per Kickoff	31.2		47.6		
Touchbacks	0		4		
MFG Returns: Number-Yards-TD	0-0-0		0-0-0		
Average Per Return	0.0		0.0		
Kickoff returns: Number-Yds-TD	5-83-0		5-91-0		
Average Per Return	16.6		18.2		
Interceptions: Number-Yds-TD	0-0-0		1-14-0		
Fumble Returns: Number-Yds-TD	0-0-0		0-0-0		
Miscellaneous Yards	8		-2		
Possession Time	30:54		29:06		
1st Quarter	5:32		9:28		
2nd Quarter	9:18		5:42		
3rd Quarter	8:06		6:54		
4th Quarter	7:58		7:02		
Third-Down Conversions	3 of 8		5 of 10		
Fourth-Down Conversions	3 of 5		1 of 2		
Red-Zone Scores-Chances	3-4		3-3		
Sacks By: Number-Yards	1-11		1-6		
PAT Kicks	5-6		7-7		
2-Point drop-kick PATs	0-0		0-0		
Field Goals	0-0		2-4		
4-Point drop kick FGs	0-0		0-0		
Touchdowns (Rush-Pass-Return)	0-7-0		1-6-0		

Kickoff time: 7:17 • End of Game: 10:02 • Total elapsed time: 2:45

Referee: Scott Aronowitz • Umpire: Steve Coullias • Linesman: Harold Mitchell • Line judge: John Drayton • Back judge: Alex Moore

SHARKS TAKE BITE OUT OF SOUL'S UNDEFEATED SEASON, 55-47

JACKSONVILLE (May 16, 2015) - The Philadelphia Soul (7-1) battled through injuries, but couldn't catch up after falling into an early hole in their 55-47 loss to the Jacksonville Sharks (3-5) in front of 9,465 fans at Sea Best Field at Jacksonville Veterans Memorial Arena on Saturday night. The loss was Philadelphia's first of the season.

"Proud of the guys that had to step up because of the injuries during the game, but it's no excuse," said Soul head coach Clint Dolezel. "We didn't make enough plays when we needed them. We don't have time to dwell on things. We will watch the film and get ready for Tampa Bay."

Tommy Taggart and Shaun Kauleinamoku each missed time in the game, forcing defensive end Bryan Robinson to play fullback most of the game and wide receiver Harvey Binford into action early. Kauleinamoku returned in the second half.

Marco Thomas led the Soul receivers with 11 catches for 113 yards and three touchdowns. Ryan McDaniel added 11 catches for 93 yards and one touchdown. Kauleinamoku had six receptions for 84 yards and two touchdowns, while Taggart, who didn't finish the game due to an injury, added nine rushing yards and a 4-yard touchdown reception for the Soul.

Dan Raudabaugh finished the night by completing 29-of-43 passes for 294 yards, seven touchdowns and one interception. Jacksonville's Tommy Grady completed 18-of-35 passes for 187 yards, six touchdowns and no interceptions.

Russell Athletic Offensive Player of the Game, Joe Hills led the Shark receivers with nine receptions for 96 yards and two touchdowns, while Prechae Rodriguez added five catches for 63 yards and two touchdowns.

Kent Richardson led the team with 5.5 total tackles and Brandon Freeman had 4.0 total tackles and two pass breakups. Curtis Young had 1.5 total tackles and a sack for the night.

The Soul began the first drive by converting a big 4th down by Taggart and Raudabaugh finished with a 31-yard scoring strike to Thomas to grab the 7-0 lead. The Sharks answered when Grady found Jones on 4th down for an 8-yard touchdown with 5:29 remaining in the first to tie it at 7-7. The Sharks then forced a turnover on downs and added a 27-yard field goal to take a 10-7, ending the scoring in the opening quarter.

The Soul open the second quarter when Raudabaugh found Taggart on a 4-yard, 4th down touchdown to take a 14-10 lead with 9:36 remaining in the half. The Soul defense then forced a turnover on downs to take possession with under seven minutes in the half, but a Taggart fumble gave the ball back to the Sharks. Hills scored from four yards out to give Jacksonville the 17-14 lead with 3:22 remaining in the second quarter. Raudabaugh then found Thomas on a 22-yard scoring strike to bring the Soul a 20-17 after a bad snap on the extra point at the 1:25 mark.

After a failed onside kick, Grady found tight end, Moqut Ruffins on a 12-yard touchdown pass to take a 24-20 lead into the half.

Jacksonville opened the second-half scoring when Grady connected on a swing-pass to Prechae Rodriguez for an 11-yard touchdown to make it a 31-20 Shark advantage. Raudabaugh hit Kauleinamoku on a spectacular 28-yard touchdown, but Tommy Frevert missed the extra point to make the score 31-26 in favor of Jacksonville with 7:36 left in the third. Derrick Ross then scored from six yards out to push the Jacksonville lead to 38-26 with 5:07 left in the third. Raudabaugh again found Thomas on a 3-yard score in the back of the endzone to finish the third quarter with the Sharks leading, 38-33.

Grady went back to work and found Hills on a 32-yard bomb down the right sideline to push the Jacksonville lead to 45-33 with 12:18 left in the fourth quarter. Philadelphia kept pace when Raudabaugh found McDaniel on a 4-yard touchdown while crashing into the back wall, narrowing the Jacksonville lead to 45-40 with 6:23 left. On the following possession, Grady hit Rodriguez on a 28-yard score to push it back to a 12-point lead, 52-40 with 2:50 left. Kauleinamoku hauled in a 25-yard scoring strike at the one-minute mark to bring it back to a Sharks' 52-47 lead.

After a failed onside kick, the Soul defense stepped up and forced Rauch to kick a 40-yard field goal to make it 55-47 with :31 seconds remaining. The Soul were unable to convert on 4th down on the final drive and the Sharks were able to run out the clock.

Russell Athletic Offensive Player: Jacksonville's Joe Hills

Riddell Defensive Player: Jacksonville's Greg Reid

J Lewis Small AFL Playmaker: Jacksonville's LaRoche Jackson

Cutter's Catch of the Game: Jacksonville's Joe Hills' 32-yard sideline touchdown

Spalding Highlight of the Game: Julian Rauch's 40-yard field goal with 31 seconds left in the fourth quarter

SCORING SUMMARY

			PHI-JAX	
1st	11:54	PHI	THOMAS, Marco 31 yd pass from RAUDABAUGH, Dan (FREVERT, Tommy kick)	
			5 plays, 45 yards, TOP 3:06	7 - 0
	05:58	JAX	JONES, Anthony 8 yd pass from GRADY, Tommy (RAUCH, Julian kick)	
			7 plays, 32 yards, TOP 5:56	7 - 7
	00:30	JAX	RAUCH, Julian 28 yd field goal	
			4 plays, 0 yards, TOP 2:06	7 - 10
2nd	10:03	PHI	TAGGART, Tommy 4 yd pass from RAUDABAUGH, Dan (FREVERT, Tommy kick)	
			9 plays, 41 yards, TOP 4:59	14 - 10
	03:41	JAX	HILLS, Joe 3 yd pass from GRADY, Tommy (RAUCH, Julian kick)	
			4 plays, 29 yards, TOP 2:06	14 - 17
	02:13	PHI	THOMAS, Marco 22 yd pass from RAUDABAUGH, Dan (MCDANIEL, Ryan pass failed)	
			2 plays, 36 yards, TOP 0:41	20 - 17
	01:00	JAX	RUFFINS, Moqut 12 yd pass from GRADY, Tommy (RAUCH, Julian kick)	
			1 play, 12 yards, TOP 0:08	20 - 24
3rd	11:13	JAX	RODRIGUEZ, Prec 11 yd pass from GRADY, Tommy (RAUCH, Julian kick)	
			5 plays, 39 yards, TOP 3:16	20 - 31
	08:15	PHI	KAULEINAMOKU, S 28 yd pass from RAUDABAUGH, Dan (FREVERT, Tommy kick failed)	
			3 plays, 40 yards, TOP 1:45	26 - 31
	05:48	JAX	ROSS, Derrick 6 yd run (RAUCH, Julian kick)	
			3 plays, 14 yards, TOP 1:21	26 - 38
	00:00	PHI	THOMAS, Marco 3 yd pass from RAUDABAUGH, Dan (FREVERT, Tommy kick)	
			7 plays, 33 yards, TOP 4:44	33 - 38
4th	13:04	JAX	HILLS, Joe 32 yd pass from GRADY, Tommy (RAUCH, Julian kick)	
			3 plays, 36 yards, TOP 1:56	33 - 45
	06:57	PHI	MCDANIEL, Ryan 5 yd pass from RAUDABAUGH, Dan (FREVERT, Tommy kick)	
			8 plays, 45 yards, TOP 5:01	40 - 45
	03:34	JAX	RODRIGUEZ, Prec 28 yd pass from GRADY, Tommy (RAUCH, Julian kick)	
			4 plays, 48 yards, TOP 2:18	40 - 52
	01:26	PHI	KAULEINAMOKU, S 25 yd pass from RAUDABAUGH, Dan (FREVERT, Tommy kick)	
			3 plays, 45 yards, TOP 1:04	47 - 52
	00:31	JAX	RAUCH, Julian 40 yd field goal	
			4 plays, -13 yards, TOP 0:27	47 - 55

RUSHING	NO.	GAIN	LOSS	NET	TD	LG	AVG.
TAGGART, Tommy	3	9	0	9	0	5	3.0
RAUDABAUGH, Dan	1	5	0	5	0	5	5.0
ROBINSON, Bryan	3	4	1	3	0	3	1.0
MCDANIEL, Ryan	1	0	0	0	0	0	0.0
Totals...	8	18	1	17	0	5	2.1

PASSING	CMP-ATT-INT	YDS	TD	LONG	SACK
RAUDABAUGH, Dan	29-43-1	294	7	31	1
TEAM	0-0-0	-6	0	0	0
Totals...	29-43-1	288	7	31	1

RECEIVING	NO.	YDS	TD	LG
THOMAS, Marco	11	113	3	31
MCDANIEL, Ryan	11	93	1	16
KAULEINAMOKU, S	6	84	2	28
TAGGART, Tommy	1	4	1	4
Totals...	29	294	7	31

ALL RETURNS	MFG			KICKOFFS			INTERCEPT		
	NO	YDS	LG	NO	YDS	LG	NO	YDS	LG
STEVENSON, LaRi	0	0	0	3	48	17	0	0	0
ROMAIN, James	0	0	0	2	35	21	0	0	0
Totals...	0	0	0	5	83	21	0	0	0

ALL PURPOSE	RUSH	RCV	KR	FGR	IR	TOTAL
THOMAS, Marco	0	113	0	0	0	113
MCDANIEL, Ryan	0	93	0	0	0	93
KAULEINAMOKU, S	0	84	0	0	0	84
STEVENSON, LaRi	0	0	48	0	0	48
ROMAIN, James	0	0	35	0	0	35
TAGGART, Tommy	9	4	0	0	0	13
RAUDABAUGH, Dan	5	0	0	0	0	5
ROBINSON, Bryan	3	0	0	0	0	3
Totals...	17	294	83	0	0	394

KICKOFFS	NO.	YDS	TB	OB	AVG.
FREVERT, Tommy	6	278	0	1	46.3

GAME 9

Philadelphia Soul @ Tampa Bay Storm
May 23, 2015

SCORES	1	2	3	4	FINAL
Philadelphia	13	14	30	14	71
Tampa Bay	0	0	12	15	27
TEAM TOTALS	PHI		TBY		
FIRST DOWNS	20		13		
Rushing	4		1		
Passing	15		6		
Penalty	1		6		
NET YARDS RUSHING	22		13		
Rushing Attempts	8		1		
Average Per Rush	2.8		13.0		
Rushing Touchdowns	3		0		
NET YARDS PASSING	262		120		
Completions-Attempts-Int	23-32-1		12-34-3		
Average Per Attempt	8.2		3.5		
Average Per Completion	11.4		10.0		
Passing Touchdowns	5		3		
TOTAL OFFENSE YARDS	284		133		
Total offense plays	41		37		
Average Gain Per Play	6.9		3.6		
Fumbles: Number-Lost	0-0		2-2		
Penalties: Number-Yards	12-119		2-19		
KICKOFFS-YARDS	11-618		3-164		
Average Yards Per Kickoff	56.2		54.7		
Net Yards Per Kickoff	40.0		41.3		
Touchbacks	3		0		
MFG Returns: Number-Yards-TD	0-0-0		0-0-0		
Average Per Return	0.0		0.0		
Kickoff returns: Number-Yds-TD	3-40-0		9-178-1		
Average Per Return	13.3		19.8		
Interceptions: Number-Yds-TD	3-59-2		1-0-0		
Fumble Returns: Number-Yds-TD	1-4-0		0-0-0		
Miscellaneous Yards	0		4		
Possession Time	29:57		30:03		
1st Quarter	9:54		5:06		
2nd Quarter	7:51		7:09		
3rd Quarter	5:20		9:40		
4th Quarter	6:52		8:08		
Third-Down Conversions	1 of 5		1 of 7		
Fourth-Down Conversions	2 of 3		2 of 4		
Red-Zone Scores-Chances	5-6		1-1		
Sacks By: Number-Yards	2-13		1-8		
PAT Kicks	9-10		1-2		
2-Point drop-kick PATs	0-0		0-0		
Field Goals	0-0		0-0		
4-Point drop kick FGs	0-0		0-0		
Touchdowns (Rush-Pass-Return)	3-5-2		0-3-1		

Kickoff time: 7:35 • End of Game: 9:55 • Total elapsed time: 2:20

Referee: Adam Savoie • Umpire: Rick Lowe • Linesman: Tod Reese • Line judge: RG Dettler • Back judge: Alex Moore

SOUL STORMS TAMPA TO GET BACK ON TRACK, 71-27

TAMPA (May 23, 2015) - The Philadelphia Soul (8-1) got an outstanding individual performance from Joe Goosby, while the entire Soul defense shut down the Tampa Bay Storm (3-5) to cruise to a 71-27 victory in front of 13,421 fans at Amalie Motor Oil Field at Amalie Arena on Saturday night. The 44-point victory marked the worst loss in Tampa Bay's 28-year team history.

"For a group of guys coming off a loss, battling through adversity - this team came out focused and won all three phases of the game tonight," Soul head coach Clint Dolezel said. "I couldn't be prouder of these guys and really feel that we came together this week down here preparing for this game and it showed on the field."

Joe Goosby swept the postgame individual awards - Russell Athletic Offensive Player, J. Lewis Small Playmaker and Riddell Defensive Player of the Game - the first time that has happened in team history since the expanded awards were given.

Ryan McDaniel led the Soul receivers with seven catches for 61 yards and two touchdowns. Shaun Kauleinamoku added five catches for 63 yards and one touchdown. Marco Thomas had five receptions for 45 yards, while Lonnie Outlaw had four receptions for 85 yards and one touchdown. Joe Goosby, who pulled double duty as fullback and linebacker, added three rushing touchdowns for the Soul on offense.

Dan Raudabaugh finished the night completing 19-of-26 passes for 213 yards, three touchdowns and one interception. In relief, Bryan Randall finished the game 4-of-6 passing for 57 yards and two touchdowns. Tampa Bay's Jason Boltus completed 12-of-30 passes for 133 yards, three touchdowns and three interceptions.

Julius Gregory led the Storm receivers with five receptions for 58 yards and two touchdowns, while T.T. Toliver added three catches for 37 yards and no touchdowns.

Goosby led the defense with 3.0 total tackles, a 6-yard interception for a touchdown, a blocked extra point returned for two-points and two forced fumbles. Kent Richardson had 1.0 total tackle, a 10-yard interception for a touchdown and a fumble recovery, while James Romain had 4.0 total tackles and an interception. Bryan Robinson had two sacks for the night.

The Soul opened the scoring when Goosby plunged in from a yard out to cap a nine-play drive to give Philadelphia a 7-0 lead with 8:51 to go in the first. On the next drive, Goosby stripped Tampa's Gregory with the fumble being recovered by Beau Bell. Goosby wasn't finished yet, as he then scored on another 1-yard touchdown run to push the lead to 13-0 after the missed extra point to end the first quarter.

Philadelphia kept the pressure up on the next drive as Kent Richardson recovered a Toliver fumble to give possession back to the Soul. The Soul capitalized when Goosby added his third 1-yard touchdown run and pushed the lead to 20-0 with 5:47 left in the second quarter. The Soul defense stepped up once more with a stop on downs on the next Storm drive. This time Raudabaugh needed only the next play to connect with McDaniel on a 13-yard touchdown connection to end the first half scoring and give the Soul a 27-0 halftime lead.

The first drive of the second half, Justin Lawrence deflected a Boltus pass into the arms of Goosby, who returned it for his fourth touchdown of the game and made the score 34-0 in favor of the Soul. Tampa Bay finally got on the board when Boltus connected with Gregory on a 15-yard touchdown, but Joe Goosby blocked and returned the extra point for a two-point score for Philadelphia. The score 36-6 with 8:35 left in the third. The Soul then scored on their next drive when Raudabaugh found McDaniel on an 8-yard touchdown, pushing the lead to 43-6 with 5:54 left in the third. The Storm counter when Boltus found Gregory on a 25-yard touchdown to make it Soul 43-12 with 3:34 left. Raudabaugh answered to a 24-yard scoring strike to Kauleinamoku to make it 50-12 in favor of the Soul with 1:02 remaining in the third. Richardson capped the third quarter scoring when he returned an interception for a 10-yard touchdown to make it 57-12.

Tampa opened the fourth quarter with a kickoff return by Kendrick Ings for a touchdown the make it a 57-19 Philadelphia advantage. Bryan Randall took over for Raudabaugh in the fourth and connected with Adam Smith for 9-yard touchdown on his first pass, making it 64-19. Tampa Bay answered with a 2-yard touchdown from Boltus to Phillip Barnett. The successful two-point score made it 64-27 in favor of the Soul. Randall connected with Outlaw on a 30-yarder to end the scoring and give the Soul a 71-27 victory.

Russell Athletic Offensive Player: Philadelphia's Joe Goosby

Riddell Defensive Player: Philadelphia's Joe Goosby

J Lewis Small AFL Playmaker: Philadelphia's Joe Goosby

Cutter's Catch of the Game: Tampa Bay's Julius Gregory's one-handed 25-yard TD in the third.

Spalding Highlight of the Game: Tampa Bay's Kendrick Ings 56-yard kickoff return for a TD in the fourth.

SCORING SUMMARY

SCORING SUMMARY				PHI-TBY
1st	09:25	PHI	GOOSBY, Joe 1 yd run (FREVERT, Tommy kick)	
			9 plays, 51 yards, TOP 5:35	7 - 0
	01:33	PHI	GOOSBY, Joe 1 yd run (FREVERT, Tommy kick failed)	
			5 plays, 33 yards, TOP 3:03	13 - 0
2nd	06:23	PHI	GOOSBY, Joe 1 yd run (FREVERT, Tommy kick)	
			8 plays, 49 yards, TOP 5:12	20 - 0
	02:46	PHI	MCDANIEL, Ryan 13 yd pass from RAUDABAUGH, Dan (FREVERT, Tommy kick)	
			1 play, 13 yards, TOP 0:19	27 - 0
3rd	13:40	PHI	GOOSBY, Joe 6 yd interception return (FREVERT, Tommy kick)	
				34 - 0
	08:35	TBY	GREGORY, Julius 15 yd pass from BOLTUS, Jason (PETERSON, Craig kick block)	
			5 plays, 46 yards, TOP 4:26	34 - 6
	08:35	PHI	GOOSBY, Joe PAT return	
				36 - 6
	06:45	PHI	MCDANIEL, Ryan 8 yd pass from RAUDABAUGH, Dan (FREVERT, Tommy kick)	
			1 play, 8 yards, TOP 1:04	43 - 6
	04:12	TBY	GREGORY, Julius 25 yd pass from BOLTUS, Jason (BOLTUS, Jason pass failed)	
			2 plays, 30 yards, TOP 1:42	43 - 12
	01:43	PHI	KAULEINAMOKU, S 24 yd pass from RAUDABAUGH, Dan (FREVERT, Tommy kick)	
			3 plays, 49 yards, TOP 1:51	50 - 12
	00:00	PHI	RICHARDSON, Ken 10 yd interception return (FREVERT, Tommy kick)	
				57 - 12
4th	14:46	TBY	INGS, Kendrick 56 yd kickoff return (BOLTUS, Jason kick)	
				57 - 19
	13:30	PHI	SMITH, Adam 9 yd pass from RANDALL, Bryan (FREVERT, Tommy kick)	
			1 play, 9 yards, TOP 0:15	64 - 19
	09:25	TBY	BARNETT, Philli 2 yd pass from BOLTUS, Jason (BARNETT, Philli pass from BOLTUS, Jason)	
			5 plays, 33 yards, TOP 3:26	64 - 27
	05:57	PHI	OUTLAW, Lonnie 30 yd pass from RANDALL, Bryan (FREVERT, Tommy kick)	
			4 plays, 38 yards, TOP 2:47	71 - 27

RUSHING	NO.	GAIN	LOSS	NET	TD	LG	AVG.
RAUDABAUGH, Dan	1	14	0	14	0	14	14.0
GOOSBY, Joe	5	4	0	4	3	1	0.8
GERALDS, Daveri	2	4	0	4	0	2	2.0
Totals...	8	22	0	22	3	14	2.8

PASSING	CMP-ATT-INT	YDS	TD	LONG	SACK
RAUDABAUGH, Dan	19-26-1	213	3	35	1
RANDALL, Bryan	4-6-0	57	2	30	0
TEAM	0-0-0	-8	0	0	0
Totals...	23-32-1	262	5	35	1

RECEIVING	NO.	YDS	TD	LG
MCDANIEL, Ryan	7	61	2	13
KAULEINAMOKU, S	5	63	1	24
THOMAS, Marco	5	45	0	16
OUTLAW, Lonnie	4	85	1	35
SMITH, Adam	2	16	1	9
Totals...	23	270	5	35

ALL RETURNS	MFG			KICKOFFS			INTERCEPT		
	NO	YDS	LG	NO	YDS	LG	NO	YDS	LG
STEVENSON, LaRi	0	0	0	3	40	22	0	0	0
ROMAIN, James	0	0	0	0	0	0	1	43	43
RICHARDSON, Ken	0	0	0	0	0	0	1	10	10
GOOSBY, Joe	0	0	0	0	0	0	1	6	6
Totals...	0	0	0	3	40	22	3	59	43

ALL PURPOSE	RUSH	RCV	KR	FGR	IR	TOTAL
OUTLAW, Lonnie	0	85	0	0	0	85
KAULEINAMOKU, S	0	63	0	0	0	63
MCDANIEL, Ryan	0	61	0	0	0	61
THOMAS, Marco	0	45	0	0	0	45
ROMAIN, James	0	0	0	0	43	43
STEVENSON, LaRi	0	0	40	0	0	40
SMITH, Adam	0	16	0	0	0	16
RAUDABAUGH, Dan	14	0	0	0	0	14
GOOSBY, Joe	4	0	0	0	6	10
RICHARDSON, Ken	0	0	0	0	10	10
GERALDS, Daveri	4	0	0	0	0	4
Totals...	22	270	40	0	59	391

KICKOFFS	NO.	YDS	TB	OB	AVG.
FREVERT, Tommy	11	618	3	0	56.2

GAME 10

Las Vegas Outlaws @ Philadelphia Soul
May 30, 2015

SCORES	1	2	3	4	FINAL
Las Vegas	14	7	0	22	43
Philadelphia	14	3	20	14	51

TEAM TOTALS	LVO	PHI
FIRST DOWNS	17	22
Rushing	3	1
Passing	13	17
Penalty	1	4
NET YARDS RUSHING	49	9
Rushing Attempts	4	8
Average Per Rush	12.2	1.1
Rushing Touchdowns	0	0
NET YARDS PASSING	254	264
Completions-Attempts-Int	18-35-2	21-31-0
Average Per Attempt	7.3	8.5
Average Per Completion	14.1	12.6
Passing Touchdowns	6	7
TOTAL OFFENSE YARDS	303	273
Total offense plays	40	40
Average Gain Per Play	7.6	6.8
Fumbles: Number-Lost	0-0	1-1
Penalties: Number-Yards	12-69	7-45
KICKOFFS-YARDS	5-284	8-446
Average Yards Per Kickoff	56.8	55.8
Net Yards Per Kickoff	32.2	40.2
Touchbacks	0	2
MFG Returns: Number-Yards-TD	0-0-0	0-0-0
Average Per Return	0.0	0.0
Kickoff returns: Number-Yds-TD	7-124-0	7-123-0
Average Per Return	17.7	17.6
Interceptions: Number-Yds-TD	0-0-0	2-9-0
Fumble Returns: Number-Yds-TD	0-0-0	0-0-0
Miscellaneous Yards	0	9
Possession Time	27:57	32:03
1st Quarter	10:27	4:33
2nd Quarter	7:09	7:51
3rd Quarter	4:17	10:43
4th Quarter	6:04	8:56
Third-Down Conversions	1 of 6	2 of 5
Fourth-Down Conversions	2 of 5	1 of 2
Red-Zone Scores-Chances	1-1	5-6
Sacks By: Number-Yards	1-10	1-7
PAT Kicks	5-5	6-7
2-Point drop-kick PATs	0-0	0-0
Field Goals	0-0	1-1
4-Point drop kick FGs	0-0	0-0
Touchdowns (Rush-Pass-Return)	0-6-0	0-7-0

Kickoff time: 6:07 • End of Game: 9:04 • Total elapsed time: 2:57

Referee: Joe Pester • Umpire: Jeff Carr • Linesman: Mark Bennett • Line judge: Paul Engelberts • Back judge: Thomas Work

SOUL OUTPLAY OUTLAWS IN BOARDWALK BOWL

ATLANTIC CITY (May 30, 2015) - A big second half comeback gave the Philadelphia Soul (9-1) a 51-43 victory over the Las Vegas Outlaws (3-6) in front of 6,514 fans in the first ever DraftKings Boardwalk Bowl in Atlantic City at Boardwalk Hall on Saturday night.

"We came out flat in the first half, but we went in and talked about it and definitely turned it up for the second half," Soul head coach Clint Dolezel said. "It's nice to be able to pull through, but next game I expect to play all four quarters like that."

J. Lewis Small Playmaker of the Game Marco Thomas led the Soul (9-1) receivers with eight catches for 125-yards and tied his career high of five touchdowns. Lonnie Outlaw added three catches for 17-yards and two touchdowns. Shaun Kauleinamoku had six receptions for 87-yards, while Ryan McDaniel chipped in with four receptions for 48-yards.

Russell Athletic Offensive Player of the Game, Dan Raudabaugh finished the night by completing 21-of-31 passes for 277 yards, seven touchdowns and no interceptions. Sean Brackett of Las Vegas completed 18-of-35 passes for 261-yards, six touchdowns and two interceptions

Jomo Wilson led the Outlaws (3-6) receivers with eight receptions for 143-yards and two touchdowns, while Jason Willis added three catches for 42-yards and two touchdowns.

James Romain led the team with 5.0 total tackles. Kent Richardson had 4.5 total tackles and one interception. Bryan Robinson added one sack.

After winning the toss, the Soul deferred and kicked off to the Outlaws to start the game. The Outlaws got on the board within the first minute of the game with an 18-yard touchdown pass from Sean Brackett to Jason Willis. The Soul quickly answered with a 42-yard touchdown pass from Dan Raudabaugh to Marco Thomas to tie up the score 7-7. With 5:14 remaining in the first, Brackett threw a 6-yard touchdown pass to Will Wright to put the Outlaws back on top. With a little over two minutes left, the Soul responded when Raudabaugh found Thomas on a 6-yard play, making the score 14-14 at the end of the first quarter.

Both teams went back and forth before scoring within the last minute of the second quarter. James Romain had a big pass interference in the end zone with a little over two minutes left in the half. Philadelphia kicker Tommy Frevert completed a 29-yard field goal to give the Soul their first lead of the game, 17-14. With only five seconds left, the Outlaws capitalized in the end zone with a 14-yard touchdown pass from Brackett to Willis, making the halftime score 21-17.

The Soul came out with a vengeance in the third quarter. Soul WR Lonnie Outlaw came out strong in the second half by scoring back to back touchdowns. With a little over two minutes in the third, Raudabaugh threw a 12-yard touchdown pass to Outlaw, giving the Soul their lead back. The Soul increased their lead with Outlaw's 3-yard touchdown reception, putting them on top 31-21. With 2:54 left in the third quarter, Raudabaugh threw a 4-yard touchdown pass to Thomas, making the score 37-21.

Thomas opened the fourth quarter with an 8-yard touchdown reception from Raudabaugh with 13:26 to play in the game. The Outlaws bounced back with an 11-yard touchdown reception from Clinton Solomin making the score 44-28. Thomas responded with a 24-yard touchdown reception which tied his career high of five touchdowns in a single game. Brackett completed a 43-yard touchdown pass to Wilson to make the score 51-35 with 3:54 to play. With only 35 seconds left in the game, Bracket connected with Wilson again with a 14-yard touchdown pass making the final score 51-43.

Russell Athletic Offensive Player: Philadelphia's Dan Raudabaugh

Riddell Defensive Player: Philadelphia's James Romain

J Lewis Small AFL Playmaker: Philadelphia's Marco Thomas

Cutter's Catch of the Game: Philadelphia's Jake Metz inside kick recovery

Spalding Highlight of the Game: Philadelphia's Kent Richardson third quarter interception

SCORING SUMMARY

LVO-PHI

QTR	TIME	TEAM	DESCRIPTION	SCORE
1st	13:46	LVO	WILLIS, Jason 18 yd pass from BRACKETT, Sean (LACAYO, Ernesto kick)	7 - 0
			2 plays, 43 yards, TOP 1:14	
	12:23	PHI	THOMAS, Marco 42 yd pass from RAUDABAUGH, Dan (FREVERT, Tommy kick)	
05:14	LVO	LVO	WRIGHT, Will 6 yd pass from BRACKETT, Sean (LACAYO, Ernesto kick)	7 - 7
			8 plays, 48 yards, TOP 6:20	
	02:09	PHI	THOMAS, Marco 6 yd pass from RAUDABAUGH, Dan (FREVERT, Tommy kick)	
2nd	00:22	PHI	FREVERT, Tommy 29 yd field goal	14 - 17
			7 plays, 4 yards, TOP 0:34	
	00:05	LVO	WILLIS, Jason 14 yd pass from BRACKETT, Sean (LACAYO, Ernesto kick)	
3rd	13:40	PHI	OUTLAW, Lonnie 12 yd pass from RAUDABAUGH, Dan (FREVERT, Tommy kick)	21 - 17
			2 plays, 25 yards, TOP 1:20	
	08:05	PHI	OUTLAW, Lonnie 3 yd pass from RAUDABAUGH, Dan (FREVERT, Tommy kick)	
02:54	PHI	PHI	THOMAS, Marco 4 yd pass from RAUDABAUGH, Dan (FREVERT, Tommy kick failed)	21 - 31
			3 plays, 45 yards, TOP 2:21	
	02:54	PHI	THOMAS, Marco 8 yd pass from RAUDABAUGH, Dan (FREVERT, Tommy kick)	
4th	13:26	PHI	THOMAS, Marco 8 yd pass from RAUDABAUGH, Dan (FREVERT, Tommy kick)	21 - 44
			2 plays, 21 yards, TOP 1:02	
	10:43	LVO	SOLOMON, Clinto 11 yd pass from BRACKETT, Sean (LACAYO, Ernesto kick)	
06:57	PHI	PHI	THOMAS, Marco 24 yd pass from RAUDABAUGH, Dan (FREVERT, Tommy kick)	28 - 44
			4 plays, 42 yards, TOP 3:13	
	03:54	LVO	WILSON, Jomo 43 yd pass from BRACKETT, Sean (LACAYO, Ernesto kick)	
00:35	LVO	LVO	2 plays, 36 yards, TOP 2:02	35 - 51
			WILSON, Jomo 14 yd pass from BRACKETT, Sean (SOLOMON, Clinto rush)	
	00:35	LVO	WILSON, Jomo 14 yd pass from BRACKETT, Sean (SOLOMON, Clinto rush)	
			4 plays, 44 yards, TOP 0:25	43 - 51

RUSHING	NO.	GAIN	LOSS	NET	TD	LG	AVG.
GERALDS, Daveri	3	5	0	5	0	4	1.7
GOOSBY, Joe	2	2	0	2	0	2	1.0
METZ, Jake	1	1	0	1	0	1	1.0
MCDANIEL, Ryan	1	1	0	1	0	1	1.0
OUTLAW, Lonnie	1	0	0	0	0	0	0.0
Totals...	8	9	0	9	0	4	1.1

PASSING	CMP-ATT-INT	YDS	TD	LONG	SACK
RAUDABAUGH, Dan	21-31-0	274	7	42	1
TEAM	0-0-0	-10	0	0	0
Totals...	21-31-0	264	7	42	1

RECEIVING	NO.	YDS	TD	LG
THOMAS, Marco	8	125	5	42
KAULEINAMOKU, S	6	84	0	23
MCDANIEL, Ryan	4	48	0	13
OUTLAW, Lonnie	3	17	2	12
Totals...	21	274	7	42

ALL RETURNS	MFG		KICKOFFS			INTERCEPT		
	NO	YDS	NO	YDS	LG	NO	YDS	LG
OUTLAW, Lonnie	0	0	2	0	0	0	0	0
STEVENSON, LaRi	0	0	2	40	25	0	0	0
ROMAIN, James	0	0	3	83	37	1	9	9
RICHARDSON, Ken	0	0	0	0	0	1	0	0
Totals...	0	0	7	123	37	2	9	9

ALL PURPOSE	RUSH	RCV	KR	FGR	IR	TOTAL
THOMAS, Marco	0	125	0	0	0	125
ROMAIN, James	0	0	83	0	9	92
KAULEINAMOKU, S	0	84	0	0	0	84
MCDANIEL, Ryan	1	48	0	0	0	49
STEVENSON, LaRi	0	0	40	0	0	40
OUTLAW, Lonnie	0	17	0	0	0	17
GERALDS, Daveri	5	0	0	0	0	5
GOOSBY, Joe	2	0	0	0	0	2
METZ, Jake	1	0	0	0	0	1
Totals...	9	274	123	0	9	415

FIELD GOAL ATTEMPTS	NO.	YDS	TB	OB	AVG.
FREVERT, Tommy	2nd	00:22	29 yards	Good	

KICKOFFS	NO.	YDS	TB	OB	AVG.
FREVERT, Tommy	8	446	2	0	55.8

GAME 11

New Orleans VooDoo @ Philadelphia Soul
June 6, 2015

SCORES	1	2	3	4	FINAL
New Orleans	13	14	0	14	41
Philadelphia	14	13	14	21	62

TEAM TOTALS	NOV	PHI
FIRST DOWNS	19	22
Rushing	3	1
Passing	11	16
Penalty	5	5
NET YARDS RUSHING	11	5
Rushing Attempts	8	4
Average Per Rush	1.4	1.2
Rushing Touchdowns	2	0
NET YARDS PASSING	264	339
Completions-Attempts-Int	27-42-3	21-29-1
Average Per Attempt	6.3	11.7
Average Per Completion	9.8	16.1
Passing Touchdowns	4	9
TOTAL OFFENSE YARDS	275	344
Total offense plays	51	33
Average Gain Per Play	5.4	10.4
Fumbles: Number-Lost	1-0	0-0
Penalties: Number-Yards	9-58	9-63
KICKOFFS-YARDS	7-367	9-502
Average Yards Per Kickoff	52.4	55.8
Net Yards Per Kickoff	35.3	47.1
Touchbacks	1	4
MFG Returns: Number-Yards-TD	0-0-0	0-0-0
Average Per Return	0.0	0.0
Kickoff returns: Number-Yds-TD	6-78-0	6-120-0
Average Per Return	13.0	20.0
Interceptions: Number-Yds-TD	1-25-0	3-1-0
Fumble Returns: Number-Yds-TD	0-0-0	0-0-0
Miscellaneous Yards	0	2
Possession Time	35:52	24:08
1st Quarter	9:10	5:50
2nd Quarter	10:02	4:58
3rd Quarter	7:35	7:25
4th Quarter	9:05	5:55
Third-Down Conversions	4 of 8	2 of 3
Fourth-Down Conversions	3 of 4	0 of 1
Red-Zone Scores-Chances	3-4	2-3
Sacks By: Number-Yards	0-0	1-6
PAT Kicks	5-6	8-8
2-Point drop-kick PATs	0-0	0-0
Field Goals	0-0	0-0
4-Point drop kick FGs	0-0	0-0
Touchdowns (Rush-Pass-Return)	2-4-0	0-9-0

Kickoff time: 6:05 • End of Game: 8:39 • Total elapsed time: 2:34

Referee: Reggie Smith • Umpire: Rick Lowe • Linesman: Matt Kukar • Line judge: Neil Brunner • Back judge: Thomas Work

SOUL LEAVE VOODOO SPELLBOUND, 62-41

PHILADELPHIA (June 6, 2015) - A big second half comeback gave the Philadelphia Soul (10-1) a 62-41 victory over the New Orleans VooDoo (2-9) in front of 8,197 in Philadelphia at the Rothman Field at Wells Fargo Center Saturday night.

"We didn't make plays in the first half, but the defense really stepped it up and we started making plays in the second half," said Head Coach Clint Dolezel. "Next week we have to have it turned on all game. Our offense is a good unit, and our defense is getting stronger; we're headed in the right direction."

J. Lewis Small Playmaker of the Game Ryan McDaniel led the Soul (10-1) receivers with nine catches for 127 yards and two touchdowns. Marco Thomas added seven catches for 106 yards and three touchdowns. Shaun Kauleinamoku had four receptions for 98 yards, while Lonnie Outlaw chipped in with one reception for 8 yards.

Russell Athletic Offensive Player of the Game, Dan Raudabaugh finished the night by completing 20-of-26 passes for 323 yards, a season high of nine touchdowns and one interception. Adam Kennedy of New Orleans completed 27-of-42 passes for 270 yards, four touchdowns and three interceptions.

Chris Duval led the VooDoo (2-9) receivers with eight receptions for 70-yards and no touchdowns, while Roger Jackson added 8 catches for 66 yards and one touchdown.

LaRico Stevenson led the team with 8.5 total tackles. James Romain had 8.0 total tackles and two interceptions.

After winning the toss, the Soul deferred and kicked off to the VooDoo to start the game. With 8:32 left in the first quarter, Adam Kennedy ran the ball in for a 1-yard touchdown. The Soul quickly reciprocated with a 39-yard touchdown from Dan Raudabaugh to Marco Thomas to tie up the score 7-7. With 2:19 remaining in the first, Kennedy threw a 42-yard touchdown pass to Roger Jackson to put the VooDoo in the lead. The kick was blocked and recovered by James Romain. With a little over one minute left, the Soul answered when Raudabaugh found Lonnie Outlaw on a 8-yard play, which put the Soul in the lead 14-13 at the end of the first quarter.

The Soul scored within the first minute of the second quarter with a 37-yard touchdown pass from Raudabaugh to Shaun Kauleinamoku. The kick was no good. The VooDoo quickly answered when Kennedy completed a pass to Roosevelt Falls for a 25-yard touchdown tying up the score 20-20 with 9:38 seconds left in the second quarter. The Soul didn't leave the score tied for long; they immediately responded with a 25-yard touchdown from Raudabaugh to Ryan McDaniel. The VooDoo reciprocated with a 7-yard touchdown pass from Kennedy to Charles McClain, and again tied up the score 27-27 at the end of the first half.

The Soul started off the third quarter with a 5-yard touchdown pass from Raudabaugh to McDaniel that put the Soul in the lead 34-27. Romain intercepted a pass from Kennedy, and the Soul took the ball. With a little over three minutes left in the quarter, Raudabaugh connected with Kauleinamoku for a 10-yard touchdown. The Soul was in the lead at the end of the third quarter 41-27.

The VooDoo came back within the first minute of the fourth quarter with a 35-yard touchdown pass from Kennedy to McClain. The Soul pushed back right away when Raudabaugh connected with Thomas for a 17-yard touchdown. With 11:41 left in the game, the Soul was in the lead 48-34. McClain responds with a 1-yard rush for a VooDoo touchdown. With a little over five minutes left in the game, the Soul took control with another pass from Raudabaugh to Thomas for a 13-yard touchdown, which increased their lead 55-41. With one minute left, Romain made his second interception of the game. Raudabaugh made a 45-yard pass to Kauleinamoku for another touchdown that made the final score 62-41.

Russell Athletic Offensive Player: Philadelphia's Dan Raudabaugh

Riddell Defensive Player: Philadelphia's James Romain

J Lewis Small AFL Playmaker: Philadelphia's Ryan McDaniel

Cutter's Catch of the Game: Philadelphia's James Romain third quarter interception

Spalding Highlight of the Game: Philadelphia's Shaun Kauleinamoku second quarter 39-yard touchdown

SCORING SUMMARY

			NOV-PHI	
1st	08:32	NOV	KENNEDY, Adam 1 yd run (LINDHOLM, Garre kick) 9 plays, 45 yards, TOP 6:28	7 - 0
	04:48	PHI	THOMAS, Marco 39 yd pass from RAUDABAUGH, Dan (FREVERT, Tommy kick) 4 plays, 48 yards, TOP 3:04	7 - 7
	02:19	NOV	JACKSON, Roger 42 yd pass from KENNEDY, Adam (LINDHOLM, Garre kick blockd) 3 plays, 46 yards, TOP 1:43	13 - 7
	01:16	PHI	OUTLAW, Lonnie 8 yd pass from RAUDABAUGH, Dan (FREVERT, Tommy kick) 1 play, 8 yards, TOP 0:44	13 - 14
2nd	14:50	PHI	KAULEINAMOKU, S 37 yd pass from RAUDABAUGH, Dan (TEAM rush failed) 1 play, 37 yards, TOP 0:30	13 - 20
	10:14	NOV	FALLS, Roosevelt 25 yd pass from KENNEDY, Adam (LINDHOLM, Garre kick) 5 plays, 45 yards, TOP 3:51	20 - 20
	08:18	PHI	MCDANIEL, Ryan 25 yd pass from RAUDABAUGH, Dan (FREVERT, Tommy kick) 2 plays, 39 yards, TOP 1:20	20 - 27
	02:35	NOV	MCCLAIN, Charle 7 yd pass from KENNEDY, Adam (LINDHOLM, Garre kick) 7 plays, 34 yards, TOP 5:06	27 - 27
3rd	10:39	PHI	MCDANIEL, Ryan 5 yd pass from RAUDABAUGH, Dan (FREVERT, Tommy kick) 6 plays, 47 yards, TOP 4:21	27 - 34
	03:45	PHI	KAULEINAMOKU, S 10 yd pass from RAUDABAUGH, Dan (FREVERT, Tommy kick) 2 plays, 45 yards, TOP 1:40	27 - 41
4th	14:54	NOV	MCCLAIN, Charle 35 yd pass from KENNEDY, Adam (LINDHOLM, Garre kick) 5 plays, 47 yards, TOP 3:09	34 - 41
	12:24	PHI	THOMAS, Marco 17 yd pass from RAUDABAUGH, Dan (FREVERT, Tommy kick) 3 plays, 35 yards, TOP 1:54	34 - 48
	07:50	NOV	MCCLAIN, Charle 1 yd run (LINDHOLM, Garre kick) 6 plays, 45 yards, TOP 3:51	41 - 48
	06:02	PHI	THOMAS, Marco 13 yd pass from RAUDABAUGH, Dan (FREVERT, Tommy kick) 2 plays, 40 yards, TOP 1:21	41 - 55
	00:53	PHI	KAULEINAMOKU, S 45 yd pass from RAUDABAUGH, Dan (FREVERT, Tommy kick) 1 play, 45 yards, TOP 0:08	41 - 62

RUSHING	NO.	GAIN	LOSS	NET	TD	LG	AVG.
GERALDS, Daveri	3	6	1	5	0	3	1.7
GOOSBY, Joe	1	0	0	0	0	0	0.0
Totals...	4	6	1	5	0	3	1.2

PASSING	CMP-ATT-INT	YDS	TD	LONG	SACK
RAUDABAUGH, Dan	20-26-1	323	9	45	0
RANDALL, Bryan	1-3-0	16	0	16	0
Totals...	21-29-1	339	9	45	0

RECEIVING	NO.	YDS	TD	LG
MCDANIEL, Ryan	9	127	2	27
THOMAS, Marco	7	106	3	39
KAULEINAMOKU, S	4	98	3	45
OUTLAW, Lonnie	1	8	1	8
Totals...	21	339	9	45

ALL RETURNS	MFG			KICKOFFS			INTERCEPT		
	NO	YDS	LG	NO	YDS	LG	NO	YDS	LG
STEVENSON, LaRi	0	0	0	1	39	39	0	0	0
ROMAIN, James	0	0	0	5	81	40	2	0	0
GOOSBY, Joe	0	0	0	0	0	0	1	1	1
Totals...	0	0	0	6	120	40	3	1	1

ALL PURPOSE	RUSH	RCV	KR	FGR	IR	TOTAL
MCDANIEL, Ryan	0	127	0	0	0	127
THOMAS, Marco	0	106	0	0	0	106
KAULEINAMOKU, S	0	98	0	0	0	98
ROMAIN, James	0	0	81	0	0	81
STEVENSON, LaRi	0	0	39	0	0	39
OUTLAW, Lonnie	0	8	0	0	0	8
GERALDS, Daveri	5	0	0	0	0	5
GOOSBY, Joe	0	0	0	0	1	1
Totals...	5	339	120	0	1	465

KICKOFFS	NO.	YDS	TB	OB	AVG.
FREVERT, Tommy	9	502	4	0	55.8

GAME 12

Philadelphia Soul @ Orlando Predators
June 13, 2015

SCORES	1	2	3	4	FINAL
Philadelphia	6	14	7	15	42
Orlando	7	21	7	10	45

TEAM TOTALS	PHI	ORL
FIRST DOWNS	20	19
Rushing	2	7
Passing	16	10
Penalty	2	2
NET YARDS RUSHING	19	98
Rushing Attempts	5	13
Average Per Rush	3.8	7.5
Rushing Touchdowns	0	3
NET YARDS PASSING	292	174
Completions-Attempts-Int	28-39-1	17-33-2
Average Per Attempt	7.5	5.3
Average Per Completion	10.4	10.2
Passing Touchdowns	6	2
TOTAL OFFENSE YARDS	311	272
Total offense plays	45	46
Average Gain Per Play	6.9	5.9
Fumbles: Number-Lost	2-2	1-0
Penalties: Number-Yards	3-17	3-29
KICKOFFS-YARDS	5-283	7-350
Average Yards Per Kickoff	56.6	50.0
Net Yards Per Kickoff	32.8	37.0
Touchbacks	0	1
MFG Returns: Number-Yards-TD	0-0-0	0-0-0
Average Per Return	0.0	0.0
Kickoff returns: Number-Yds-TD	5-91-0	5-119-1
Average Per Return	18.2	23.8
Interceptions: Number-Yds-TD	2-0-0	1-1-0
Fumble Returns: Number-Yds-TD	0-0-0	0-0-0
Miscellaneous Yards	29	3
Possession Time	30:57	29:03
1st Quarter	9:10	5:50
2nd Quarter	9:20	5:40
3rd Quarter	5:44	9:16
4th Quarter	6:43	8:17
Third-Down Conversions	5 of 8	5 of 8
Fourth-Down Conversions	0 of 1	0 of 2
Red-Zone Scores-Chances	3-5	2-3
Sacks By: Number-Yards	0-0	1-4
PAT Kicks	4-5	6-6
2-Point drop-kick PATs	0-0	0-0
Field Goals	0-0	1-1
4-Point drop kick FGs	0-0	0-0
Touchdowns (Rush-Pass-Return)	0-6-0	3-2-1

Kickoff time: 7:05 • End of Game: 9:55 • Total elapsed time: 2:50

Referee: Adam Savoie • Umpire: Rick Lowe • Linesman: Tod Reese • Line judge: RG Detillier • Back judge: Grantis Bell

SOUL LATE COMEBACK FALLS SHORT IN ORLANDO, 45-42

ORLANDO (June 13, 2015) - The Philadelphia Soul (10-2) suffered a 45-42 loss to the Orlando Predators (7-5) in front of 10,473 fans in Orlando at the Amway Center Saturday night.

"We had our opportunities but didn't cash them in," Soul head coach Clint Dolezel said. "You can't start off slow, turn the ball over that many times and expect to win against a good team like Orlando. Bottom line is that we have to play better, period."

Marco Thomas led the Soul receivers with 13 catches for 138 yards and four touchdowns. Ryan McDaniel added five catches for 57 yards and one touchdown. Lonnie Outlaw had five receptions for 66 yards, while Shaun Kauleinamoku chipped in with four receptions for 29 yards. Tommy Taggart added 19 rushing yards and one touchdown.

Dan Raudabaugh finished the night by completing 28-of-39 passes for 296 yards, six touchdowns and one interception. Orlando's Bernard Morris completed 17-of-32 passes for 174 yards, two touchdowns and two interceptions.

Larry Brackins led the Orlando receivers with six receptions for 70 yards and one touchdown, while Brandon Thompkins added four catches for 32 yards and one touchdown.

Kent Richardson and LaRico Stevenson both led the team with 8.0 total tackles and one interception each. James Romain also added 6.0 total tackles.

After losing the toss, the Soul received the ball at the start of the game. With 10:05 left in the first quarter, Raudabaugh's pass to Thomas was fumbled and recovered by Predators' Nick Taylor. Morris found Brandon Thompkins for a 4-yard touchdown, giving Orlando the lead 7-0 with 5:50 left in the first quarter. In the Soul's second possession, Kauleinamoku fumbled the ball, giving the Predators another first down. Morris responded with an interception in the end-zone by Stevenson, giving the Soul a first down with 3:58 left in the quarter. Raudabaugh found Thomas for a 34-yard touchdown and with the blocked kick, the Soul trail the Predators 7-6 at the end of the first quarter.

The Predators scored within the first minute of the second quarter with a 9-yard touchdown pass from Morris to Brackins. The kick was a good and with 14:42 remaining in the half, the Predators lead 14-6. The Soul quickly answered when Raudabaugh completed a pass to McDaniel for a 3-yard touchdown, with the Soul still trailing 14-13 with 10:33 left in the half. Morris responded with a 32-yard touchdown run and the Predators continued the lead 21-13 with 8:35 left in the half. The Soul responded with a successful pass by Raudabaugh to Thomas for another Soul touchdown and with 23 seconds left in the half, the Soul trail 21-20. The Predators' Brandon Tompkins returned the kick-off for a Predator touchdown with 16 seconds left. The The Soul started off the third quarter onside kick recovered by Romain. Raudabaugh's pass was intercepted by Orlando's Issac and the Predators started with the ball with 13:15 left in the third quarter. Morris then scrambled for a 12-yard touchdown and with 10:08 left in the quarter, the Soul trailed, 35-20. The Soul responded with a 13-yard touchdown by Thomas and at the end of the third quarter, the Soul still trailed 35-27.

The Predators started off the fourth quarter with a made field goal, giving them a 38-27 lead over the Soul. The Soul then pushed back right away when Raudabaugh connected with Taggart for a 6-yard touchdown run and extra two points by Adam Smith. With 12:02 left in the game, the Soul trailed 38-36. An interception by Kent Richardson gave the Soul control with 9:25 left in the game. Raudabaugh found Thomas for a 14-yard touchdown and with 4:54 remaining in the game, the Soul took control of the game, leading 42-38. Morris responded quickly with a 3-yard touchdown run, giving the Predators the lead again and at the end of the game, the Soul fell 45-42.

Russell Athletic Offensive Player: Orlando's Bernard Morris

Riddell Defensive Player: Orlando's Rod Issac

J Lewis Small AFL Playmaker: Orlando's Brandon Thompkins

Cutter's Catch of the Game: Philadelphia's Marco Thomas fourth quarter touchdown catch over the wall

Spalding Highlight of the Game: Orlando's Bernard Morris 12-yard touchdown run in the third quarter

SCORING SUMMARY

SCORING SUMMARY				PHI-ORL
1st	05:50	ORL	THOMPCKINS, Bran 4 yd pass from MORRIS, Bernard (LEWIS, Mark kick)	0 - 7
			8 plays, 49 yards, TOP 4:15	
	01:44	PHI	THOMAS, Marco 34 yd pass from RAUDABAUGH, Dan (FREVERT, Tommy kick blockd)	6 - 7
			4 plays, 45 yards, TOP 1:58	
2nd	14:55	ORL	BRACKINS, Larry 23 yd pass from MORRIS, Bernard (LEWIS, Mark kick)	6 - 14
			2 plays, 34 yards, TOP 0:43	
	11:13	PHI	MCDANIEL, Ryan 3 yd pass from RAUDABAUGH, Dan (FREVERT, Tommy kick)	13 - 14
			5 plays, 45 yards, TOP 3:02	
	09:07	ORL	MORRIS, Bernard 32 yd run (LEWIS, Mark kick)	13 - 21
			2 plays, 41 yards, TOP 0:43	
	00:23	PHI	THOMAS, Marco 2 yd pass from RAUDABAUGH, Dan (FREVERT, Tommy kick)	20 - 21
			5 plays, 33 yards, TOP 0:25	
	00:16	ORL	THOMPCKINS, Bran 56 yd kickoff return (LEWIS, Mark kick)	20 - 28
3rd	10:58	ORL	MORRIS, Bernard 12 yd run (LEWIS, Mark kick)	20 - 35
			3 plays, 45 yards, TOP 2:12	
	07:01	PHI	THOMAS, Marco 13 yd pass from RAUDABAUGH, Dan (FREVERT, Tommy kick)	27 - 35
			5 plays, 36 yards, TOP 3:19	
4th	14:14	ORL	LEWIS, Mark 25 yd field goal	27 - 38
			10 plays, 33 yards, TOP 7:12	
	12:55	PHI	TAGGART, Tommy 6 yd pass from RAUDABAUGH, Dan (SMITH, Adam pass from RAUDABAUGH, Dan)	35 - 38
			2 plays, 15 yards, TOP 1:19	
	05:27	PHI	THOMAS, Marco 14 yd pass from RAUDABAUGH, Dan (FREVERT, Tommy kick)	42 - 38
			6 plays, 47 yards, TOP 3:58	
	03:20	ORL	MORRIS, Bernard 3 yd run (LEWIS, Mark kick)	42 - 45
			3 plays, 9 yards, TOP 1:34	

RUSHING	NO.	GAIN	LOSS	NET	TD	LG	AVG.
TAGGART, Tommy	5	19	0	19	0	14	3.8
Totals...	5	19	0	19	0	14	3.8

PASSING	CMP-ATT-INT	YDS	TD	LONG	SACK
RAUDABAUGH, Dan	28-39-1	296	6	34	1
TEAM	0-0-0	-4	0	0	0
Totals...	28-39-1	292	6	34	1

RECEIVING	NO.	YDS	TD	LG
THOMAS, Marco	13	138	4	34
OUTLAW, Lonnie	5	66	0	19
MCDANIEL, Ryan	5	57	1	23
KAULEINAMOKU, S	4	29	0	12
TAGGART, Tommy	1	6	1	6
Totals...	28	296	6	34

ALL RETURNS	MFG			KICKOFFS			INTERCEPT		
	NO	YDS	LG	NO	YDS	LG	NO	YDS	LG
STEVENSON, LaRi	0	0	0	5	91	21	1	0	0
RICHARDSON, Ken	0	0	0	0	0	0	1	0	0
Totals...	0	0	0	5	91	21	2	0	0

ALL PURPOSE	RUSH	RCV	KR	FGR	IR	TOTAL
THOMAS, Marco	0	138	0	0	0	138
STEVENSON, LaRi	0	0	91	0	0	91
OUTLAW, Lonnie	0	66	0	0	0	66
MCDANIEL, Ryan	0	57	0	0	0	57
KAULEINAMOKU, S	0	29	0	0	0	29
TAGGART, Tommy	19	6	0	0	0	25
Totals...	19	296	91	0	0	406

KICKOFFS	NO.	YDS	TB	OB	AVG.
FREVERT, Tommy	5	283	0	0	56.6

GAME 13

Philadelphia Soul @ Los Angeles KISS
June 20, 2015

SCORES	1	2	3	4	FINAL
Philadelphia	21	7	14	14	56
Los Angeles	7	21	13	7	48
TEAM TOTALS	PHI		LAK		
FIRST DOWNS	18		17		
Rushing	2		2		
Passing	14		11		
Penalty	2		4		
NET YARDS RUSHING	39		30		
Rushing Attempts	8		8		
Average Per Rush	4.9		3.8		
Rushing Touchdowns	1		0		
NET YARDS PASSING	268		233		
Completions-Attempts-Int	19-30-1		18-33-1		
Average Per Attempt	8.9		7.1		
Average Per Completion	14.1		12.9		
Passing Touchdowns	6		6		
TOTAL OFFENSE YARDS	307		263		
Total offense plays	38		44		
Average Gain Per Play	8.1		6.0		
Fumbles: Number-Lost	0-0		0-0		
Penalties: Number-Yards	8-63		6-55		
KICKOFFS-YARDS	7-399		7-404		
Average Yards Per Kickoff	57.0		57.7		
Net Yards Per Kickoff	45.0		47.9		
Touchbacks	3		4		
MFG Returns: Number-Yards-TD	0-0-0		0-0-0		
Average Per Return	0.0		0.0		
Kickoff returns: Number-Yds-TD	3-69-0		4-84-0		
Average Per Return	23.0		21.0		
Interceptions: Number-Yds-TD	1-46-1		1-52-1		
Fumble Returns: Number-Yds-TD	0-0-0		0-0-0		
Miscellaneous Yards	0		0		
Possession Time	30:46		29:14		
1st Quarter	6:58		8:02		
2nd Quarter	8:42		6:18		
3rd Quarter	6:36		8:24		
4th Quarter	8:30		6:30		
Third-Down Conversions	5 of 7		3 of 8		
Fourth-Down Conversions	0 of 1		2 of 4		
Red-Zone Scores-Chances	3-5		3-4		
Sacks By: Number-Yards	3-8		0-0		
PAT Kicks	8-8		6-6		
2-Point drop-kick PATs	0-0		0-0		
Field Goals	0-0		0-0		
4-Point drop kick FGs	0-0		0-0		
Touchdowns (Rush-Pass-Return)	1-6-1		0-6-1		

Kickoff time: 8:00 • End of Game: 10:36 • Total elapsed time: 2:36

Referee: John Love • Umpire: Al Granado • Linesman: Andy Warner • Line judge: Terri Valenti • Back judge: Craig Falkner

SOUL OUTLAST LOS ANGELES, 56-48

ANAHEIM, CA (June 20, 2015) – The Philadelphia Soul used a strong defensive second half and Dan Raudabaugh continued his MVP-type season by leading the offense to outlast the Los Angeles KISS in front of 6,122 fans at Honda Center on Saturday night. Philadelphia now stands at 11-2 and lead the American Conference, while also holding a four-game advantage over the Cleveland Gladiators in the East Division.

“We’re just happy to get a win,” Soul head coach Clint Dolezel offered. “Any time you come out from the east coast to the west coast, it’s hard. We’re starting the game at 11 p.m. our time and finishing up past 1:30 a.m. I’m proud of our guys though. They fought hard. L.A.’s a good football team. They’re going to give them a good run out here.”

Marco Thomas led the Soul (11-2) receivers with eight catches for 100 yards and three touchdowns. Ryan McDaniel had five receptions for 67 yards and one touchdown, while Harvey Binford had three receptions for 59 yards and one touchdown. Lonnie Outlaw chipped in with two catches for 34 yards and one touchdown. Tommy Taggart added 39 rushing on eight carries and one rushing touchdown for the Soul on offense.

Russell Athletic Offensive Player of the Game, Raudabaugh finished the night completing 19-of-30 passes for 268 yards, six touchdowns and one interception. Los Angeles’ Danny Southwick completed 18-of-33 passes for 241 yards, six touchdowns and one interception.

Donovan Morgan led the KISS (2-10) receivers with six receptions for 107 yards and four touchdowns, while Demarco Sampson added six catches for 80 yards and one touchdown.

Goosby led the defense with 5.0 total tackles and recovered an onsidess kick, while Riddell Defensive Player of the Game Kent Richardson had 5.0 total tackles and had a 46-yard interception return for a touchdown, while James Romain had 3.0 total tackles and two pass breakups. Teddy Jennings had two sacks in his season debut with the Soul, while Bryan Robinson added one sack for the night.

The Soul opened by taking the first drive 36 yards on three plays and capped it with a Raudabaugh to Binford touchdown pass to take the early 7-0 lead. The KISS answered when Southwick connected with Sampson for a 37-yard touchdown pass to tie it at 7-7 with 10:22 left in the quarter. Raudabaugh then found McDaniel on a 12-yard scoring strike to take a 14-7 lead at the 6:48 mark. Kent Richardson then returned a 46-yard interception for a score to end the first quarter with the Soul leading 21-7.

The KISS started the second quarter when Southwick found Morgan on a 4-yard touchdown to narrow it to a 21-14 Soul advantage. After stopping the Soul on downs, Southwick connected with Morgan again when he hauled in a 42-yard deflected pass to tie the score at 21-21 with 6:37 remaining in the first half. Raudabaugh got his team back on track with a 20-yard scoring toss to Outlaw to regain a 28-21 lead with 2:01 remaining in the second. The KISS got the final score of the half when Southwick hit his Tight End Anthony Parker on a 5-yard touchdown to bring the halftime score to a 28-28 tie.

The Soul defense came out strong and forced a turnover on downs on the KISS’ first drive. Taggart capped the Soul first drive with a 4-yard touchdown run to make it 35-28 for Philadelphia. The next possession, Southwick found Morgan for the third time for 33-yard score, but the missed extra point still had the Soul leading, 35-34. Momentum shifted to Los Angeles when Josh Victorian return a Raudabaugh interception 52 yards for a score and gave the KISS their first lead, 41-35. The Soul bounced back when Raudabaugh hit Thomas on an 8-yard touchdown that gave the Soul a 42-41 lead at the end of the third quarter.

The Soul defense answered the call again when Teddy Jennings recorded his first sack of the season and Romain deflected a fourth-down pass to get a turnover on downs on the KISS’ first drive of the fourth quarter. Raudabaugh capped a 5-play, 36-yard drive with a 2-yard touchdown pass to Thomas to push the Soul lead to 49-41 with 7:38 remaining in the game. The Soul’s Tommy Fervert, again adding to his case for All-Arena, executed another perfect onsidess kick that was recovered by Joe Goosby. The following drive ended with a 10-yard score from Raudabaugh to Thomas for a 56-41 lead with 3:47 left in the fourth. LA answered with another Southwick to Morgan score from six yards out to narrow the Soul lead to 56-48 with :42 remaining. After successfully recovering the onsidess kick, the Soul were able to run out the clock for a 56-48 victory.

Russell Athletic Offensive Player: Philadelphia’s Dan Raudabaugh

Riddell Defensive Player: Philadelphia’s Kent Richardson

J Lewis Small AFL Playmaker: Los Angeles’ Donovan Morgan

Cutter’s Catch of the Game: Los Angeles’ Donovan Morgan 42-yard touchdown in the second quarter.

Spalding Highlight of the Game: Los Angeles’ Josh Victorian’s 52-yard interception return for a touchdown

SCORING SUMMARY

				PHI-LAK
1st	12:49	PHI	BINFORD, Harvey 36 yd pass from RAUDABAUGH, Dan (FREVERT, Tommy kick) 3 plays, 36 yards, TOP 2:11	7 - 0
	10:22	LAK	SAMPSON, DeMarc 37 yd pass from SOUTHWICK, Dann (HEIDARI, Andre kick) 3 plays, 45 yards, TOP 1:34	7 - 7
	06:48	PHI	MCDANIEL, Ryan 12 yd pass from RAUDABAUGH, Dan (FREVERT, Tommy kick) 4 plays, 45 yards, TOP 2:42	14 - 7
	04:54	PHI	RICHARDSON, Ken 46 yd interception return (FREVERT, Tommy kick)	21 - 7
2nd	12:00	LAK	MORGAN, Donovan 4 yd pass from SOUTHWICK, Dann (HEIDARI, Andre kick) 9 plays, 30 yards, TOP 7:24	21 - 14
	07:27	LAK	MORGAN, Donovan 42 yd pass from SOUTHWICK, Dann (HEIDARI, Andre kick) 2 plays, 48 yards, TOP 0:53	21 - 21
	02:40	PHI	OUTLAW, Lonnie 20 yd pass from RAUDABAUGH, Dan (FREVERT, Tommy kick) 4 plays, 46 yards, TOP 3:44	28 - 21
	00:05	LAK	PARKER, Anthony 5 yd pass from SOUTHWICK, Dann (HEIDARI, Andre kick) 6 plays, 47 yards, TOP 0:49	28 - 28
3rd	11:22	PHI	TAGGART, Tommy 4 yd run (FREVERT, Tommy kick) 2 plays, 12 yards, TOP 1:01	35 - 28
	08:23	LAK	MORGAN, Donovan 33 yd pass from SOUTHWICK, Dann (SOUTHWICK, Dann pass failed) 2 plays, 47 yards, TOP 2:57	35 - 34
	05:01	LAK	VICTORIAN, Josh 52 yd interception return (HEIDARI, Andre kick)	35 - 41
	02:23	PHI	THOMAS, Marco 8 yd pass from RAUDABAUGH, Dan (FREVERT, Tommy kick) 3 plays, 45 yards, TOP 1:42	42 - 41
4th	08:18	PHI	THOMAS, Marco 2 yd pass from RAUDABAUGH, Dan (FREVERT, Tommy kick) 5 plays, 36 yards, TOP 3:07	49 - 41
	04:33	PHI	THOMAS, Marco 10 yd pass from RAUDABAUGH, Dan (FREVERT, Tommy kick) 5 plays, 35 yards, TOP 2:56	56 - 41
	00:42	LAK	MORGAN, Donovan 6 yd pass from SOUTHWICK, Dann (HEIDARI, Andre kick) 8 plays, 47 yards, TOP 2:55	56 - 48

RUSHING	NO.	GAIN	LOSS	NET	TD	LG	AVG.
TAGGART, Tommy	8	40	1	39	1	25	4.9
Totals...	8	40	1	39	1	25	4.9

PASSING	CMP-ATT-INT	YDS	TD	LONG	SACK
RAUDABAUGH, Dan	19-30-1	268	6	43	0
Totals...	19-30-1	268	6	43	0

RECEIVING	NO.	YDS	TD	LG
THOMAS, Marco	8	100	3	43
MCDANIEL, Ryan	5	67	1	30
BINFORD, Harvey	3	59	1	36
OUTLAW, Lonnie	2	34	1	20
TAGGART, Tommy	1	8	0	8
Totals...	19	268	6	43

ALL RETURNS	MFG			KICKOFFS			INTERCEPT		
	NO	YDS	LG	NO	YDS	LG	NO	YDS	LG
ROMAIN, James	0	0	0	3	69	33	0	0	0
RICHARDSON, Ken	0	0	0	0	0	0	1	46	46
Totals...	0	0	0	3	69	33	1	46	46

ALL PURPOSE	RUSH	RCV	KR	FGR	IR	TOTAL
THOMAS, Marco	0	100	0	0	0	100
ROMAIN, James	0	0	69	0	0	69
MCDANIEL, Ryan	0	67	0	0	0	67
BINFORD, Harvey	0	59	0	0	0	59
TAGGART, Tommy	39	8	0	0	0	47
RICHARDSON, Ken	0	0	0	0	46	46
OUTLAW, Lonnie	0	34	0	0	0	34
Totals...	39	268	69	0	46	422

KICKOFFS	NO.	YDS	TB	OB	AVG.
FREVERT, Tommy	7	399	3	0	57.0

GAME 14

Tampa Bay Storm @ Philadelphia Soul
June 26, 2015

SCORES	1	2	3	4	FINAL
Tampa Bay	14	7	7	14	42
Philadelphia	7	7	23	27	64

TEAM TOTALS	TBY	PHI
FIRST DOWNS	17	20
Rushing	3	2
Passing	10	17
Penalty	4	1
NET YARDS RUSHING	14	17
Rushing Attempts	6	5
Average Per Rush	2.3	3.4
Rushing Touchdowns	1	0
NET YARDS PASSING	233	274
Completions-Attempts-Int	14-31-1	23-39-0
Average Per Attempt	7.5	7.0
Average Per Completion	16.6	11.9
Passing Touchdowns	5	8
TOTAL OFFENSE YARDS	247	291
Total offense plays	41	44
Average Gain Per Play	6.0	6.6
Fumbles: Number-Lost	1-1	0-0
Penalties: Number-Yards	4-31	8-48
KICKOFFS-YARDS	6-327	8-452
Average Yards Per Kickoff	54.5	56.5
Net Yards Per Kickoff	48.2	50.2
Touchbacks	3	5
MFG Returns: Number-Yards-TD	1-38-0	0-0-0
Average Per Return	38.0	0.0
Kickoff returns: Number-Yds-TD	5-50-0	4-38-0
Average Per Return	10.0	9.5
Interceptions: Number-Yds-TD	0-0-0	1-0-0
Fumble Returns: Number-Yds-TD	0-0-0	1-34-1
Miscellaneous Yards	0	0
Possession Time	27:48	32:12
1st Quarter	8:46	6:14
2nd Quarter	5:41	9:19
3rd Quarter	4:25	10:35
4th Quarter	8:56	6:04
Third-Down Conversions	1 of 5	3 of 6
Fourth-Down Conversions	3 of 4	2 of 3
Red-Zone Scores-Chances	1-3	5-5
Sacks By: Number-Yards	0-0	4-20
PAT Kicks	4-4	8-9
2-Point drop-kick PATs	0-0	0-0
Field Goals	0-0	0-1
4-Point drop kick FGs	0-0	0-0
Touchdowns (Rush-Pass-Return)	1-5-0	0-8-1

Kickoff time: 7:35 pm • End of Game: 10:11 pm • Total elapsed time: 2:36

Referee: Dave Cutaja • Umpire: Robert Colosimo • Linesman: Kenny Leffle • Line judge: Wade Wagner • Back judge: Tony Meyer

SOUL SURVIVE THE STORM, 64-42

PHILADELPHIA (June 26, 2015) – The Philadelphia Soul clinched the playoffs with strong second half efforts with a 64-42 victory of the Tampa Bay Storm (6-7) in front of 8,214 fans at Rothman Field at the Wells Fargo Center on Friday night. Philadelphia now stands at 12-2 and lead the American Conference.

“The first half of the game was like a chess match, the teams were feeling each other out and that’s going to happen sometimes, but we definitely played well in the second half.” said Soul head coach Clint Dolezel. “It’s really nice to clinch the playoffs this early, but that’s the last thing on our mind we’re trying to win the division next. We still have several tough games left, so we’re going to enjoy tonight but then after bye week we’re going to come back and get back out here.”

Marco Thomas led the Soul (12-2) receivers with 10 catches for 116 yards and three touchdowns. Ryan McDaniel had six receptions for 74 yards and one touchdown, while Harvey Binford had three receptions for 46 yards and one touchdown. Adam Smith had two receptions for 18 yards and two touchdowns.

Russell Athletic Offensive Player of the Game, Dan Raudabaugh finished the night completing 23-of-39 passes for 274 yards, eight touchdowns and no interceptions. Tampa Bay’s Jason Boltus completed 14-of-31 passes for 253 yards, five touchdowns and one interception.

Kendrick Ings led the Storm (6-7) receivers with four receptions for 85 yards and two touchdowns, while Phillip Barnett added three catches for 56 yards and one touchdown.

Joe Goosby led the defense with 4.0 total tackles, while James Romain had 3.5 total tackles. Kent Richardson had 1.0 total tackles and one interception. Teddy Jennings had two sacks in his first home game back with the Soul, while Riddell Defensive Player of the Game Bryan Robinson added a safety.

After winning the toss, the Soul deferred and kicked off to the Storm to start the game. The Storm started off strong in the second meeting against the Soul and scored the first touchdown of the game with a 34-yard touchdown pass from Barnett to Boltus. Philadelphia responded with a 12-yard touchdown catch from Smith to tie the game 7-7. The Storm capped the first quarter scoring when Barnett connected with Ings on 21-yard pass play to lead the Soul 14-7 after one quarter of play.

The Soul started the second quarter off with a turnover on down, giving the Storm the ball on their own 21 yard line. After gaining the ball back, Gregory caught an impressive 29-yard touchdown catch from Boltus to put them up 21-7. The Soul responded with 8:27 left to play in the quarter with a 34-yard touchdown pass from Raudabaugh to Binford. The Soul defense gained momentum with a big sack from Lawrence and Jennings. The score remained 21-14 to end the half.

Philadelphia started the quarter off strong with McDaniel’s 2-yard touchdown reception to tie the game 21-21. With 10:41 to play, Robinson came up with safety to give the Soul their first lead of the game. Raudabaugh found Outlaw in the endzone with a 9-yard pass to make the score 30-21. Despite back-to-back pass breakups, the Soul weren’t able to stop the Storm in the end zone on third down when Boltus found Gregory to give them their first touchdown of the third quarter. Thomas got his first touchdown of the game with a 45-yard touchdown reception from Raudabaugh to make the score 37-28 at the end of the third.

Richardson started the fourth quarter off with an interception. The Soul kept the offensive momentum going in the fourth quarter with Thomas’ 9-yard touchdown reception to push the lead to 44-28. Tampa Bay scored with 5:02 left in the game with a 1-yard touchdown run from Boltus. Thomas scored his third touchdown of the game with 3:12 to play making the score 51-36. Richardson’s fumble recovery lead to a 34-yard touchdown run to give the Soul a 57-42 lead. With only 30 seconds left in the game, Boltus found Ings with a 25-yard touchdown pass. Smith answered back with a 6-yard touchdown reception from Raudabaugh to make the final score 64-42.

Russell Athletic Offensive Player: Philadelphia’s Dan Raudabaugh

Riddell Defensive Player: Philadelphia’s Bryan Robinson

J Lewis Small AFL Playmaker: Philadelphia’s Marco Thomas

Cutter’s Catch of the Game: Philadelphia’s Lonnie Outlaws third quarter touchdown reception

Spalding Highlight of the Game: Philadelphia’s Bryan Robinson third quarter safety

SCORING SUMMARY

TBY-PHI

1st	10:44	TBY	BARNETT, Philli 34 yd pass from BOLTUS, Jason (PETERSON, Craig kick) 6 plays, 45 yards, TOP 4:16	7 - 0
	05:05	PHI	SMITH, Adam 12 yd pass from RAUDABAUGH, Dan (FREVERT, Tommy kick) 7 plays, 35 yards, TOP 4:56	7 - 7
	01:21	TBY	INGS, Kendrick 21 yd pass from BOLTUS, Jason (PETERSON, Craig kick) 5 plays, 47 yards, TOP 3:03	14 - 7
2nd	11:23	TBY	GREGORY, Julius 29 yd pass from BOLTUS, Jason (PETERSON, Craig kick) 2 plays, 29 yards, TOP 0:52	21 - 7
	08:27	PHI	BINFORD, Harvey 34 yd pass from RAUDABAUGH, Dan (FREVERT, Tommy kick) 4 plays, 45 yards, TOP 2:12	21 - 14
3rd	12:31	PHI	MCDANIEL, Ryan 2 yd pass from RAUDABAUGH, Dan (FREVERT, Tommy kick) 3 plays, 47 yards, TOP 2:29	21 - 21
	10:41	PHI	ROBINSON, Bryan safety	21 - 23
	05:15	PHI	OUTLAW, Lonnie 9 yd pass from RAUDABAUGH, Dan (FREVERT, Tommy kick) 7 plays, 34 yards, TOP 5:11	21 - 30
	02:14	TBY	GREGORY, Julius 14 yd pass from BOLTUS, Jason (PETERSON, Craig kick) 4 plays, 14 yards, TOP 2:17	28 - 30
	00:13	PHI	THOMAS, Marco 45 yd pass from RAUDABAUGH, Dan (FREVERT, Tommy kick) 2 plays, 45 yards, TOP 1:17	28 - 37
4th	10:18	PHI	THOMAS, Marco 9 yd pass from RAUDABAUGH, Dan (FREVERT, Tommy kick) 4 plays, 23 yards, TOP 2:52	28 - 44
	05:02	TBY	BOLTUS, Jason 1 yd run (GREGORY, Julius pass from BOLTUS, Jason) 7 plays, 37 yards, TOP 4:22	36 - 44
	03:12	PHI	THOMAS, Marco 6 yd pass from RAUDABAUGH, Dan (FREVERT, Tommy kick) 2 plays, 12 yards, TOP 1:12	36 - 51
	00:48	PHI	ROBINSON, Bryan 34 yd fumble recovery (FREVERT, Tommy kick failed)	36 - 57
	00:30	TBY	INGS, Kendrick 25 yd pass from BOLTUS, Jason (BOLTUS, Jason pass intcpt) 1 play, 35 yards, TOP 0:18	42 - 57
	00:21	PHI	SMITH, Adam 6 yd pass from RAUDABAUGH, Dan (FREVERT, Tommy kick) 1 play, 6 yards, TOP 0:06	42 - 64

RUSHING	NO.	GAIN	LOSS	NET	TD	LG	AVG.
TAGGART, Tommy	4	17	0	17	0	6	4.2
MCDANIEL, Ryan	1	0	0	0	0	0	0.0
Totals...	5	17	0	17	0	6	3.4

PASSING	CMP-ATT-INT	YDS	TD	LONG	SACK
RAUDABAUGH, Dan	23-39-0	274	8	45	0
Totals...	23-39-0	274	8	45	0

RECEIVING	NO.	YDS	TD	LG
THOMAS, Marco	10	116	3	45
MCDANIEL, Ryan	6	74	1	24
BINFORD, Harvey	3	46	1	34
SMITH, Adam	2	18	2	12
TAGGART, Tommy	1	11	0	11
OUTLAW, Lonnie	1	9	1	9
Totals...	23	274	8	45

ALL RETURNS	MFG			KICKOFFS			INTERCEPT		
	NO	YDS	LG	NO	YDS	LG	NO	YDS	LG
ROMAIN, James	0	0	0	4	38	19	0	0	0
RICHARDSON, Ken	0	0	0	0	0	0	1	0	0
Totals...	0	0	0	4	38	19	1	0	0

ALL PURPOSE	RUSH	RCV	KR	FGR	IR	TOTAL
THOMAS, Marco	0	116	0	0	0	116
MCDANIEL, Ryan	0	74	0	0	0	74
BINFORD, Harvey	0	46	0	0	0	46
ROMAIN, James	0	0	38	0	0	38
TAGGART, Tommy	17	11	0	0	0	28
SMITH, Adam	0	18	0	0	0	18
OUTLAW, Lonnie	0	9	0	0	0	9
Totals...	17	274	38	0	0	329

FIELD GOAL ATTEMPTS	NO.	YDS	TD	OB	AVG.
FREVERT, Tommy	2nd	00:00	38 yards	Returned	

KICKOFFS	NO.	YDS	TB	OB	AVG.
FREVERT, Tommy	8	452	5	0	56.5

GAME 15

Cleveland Gladiators @ Philadelphia Soul
April 18, 2015

SCORES	1	2	3	4	FINAL
Cleveland	14	6	14	22	56
Philadelphia	14	23	14	21	72

TEAM TOTALS	CLE	PHI
FIRST DOWNS	20	21
Rushing	4	2
Passing	13	18
Penalty	3	1
NET YARDS RUSHING	61	11
Rushing Attempts	7	7
Average Per Rush	8.7	1.6
Rushing Touchdowns	2	2
NET YARDS PASSING	222	303
Completions-Attempts-Int	19-39-1	21-30-1
Average Per Attempt	5.7	10.1
Average Per Completion	11.7	14.4
Passing Touchdowns	6	8
TOTAL OFFENSE YARDS	283	314
Total offense plays	48	38
Average Gain Per Play	5.9	8.3
Fumbles: Number-Lost	1-1	1-1
Penalties: Number-Yards	5-31	4-21
KICKOFFS-YARDS	8-433	12-665
Average Yards Per Kickoff	54.1	55.4
Net Yards Per Kickoff	47.1	42.8
Touchbacks	3	4
MFG Returns: Number-Yards-TD	0-0-0	0-0-0
Average Per Return	0.0	0.0
Kickoff returns: Number-Yds-TD	8-152-0	5-56-0
Average Per Return	19.0	11.2
Interceptions: Number-Yds-TD	1-20-0	1-0-0
Fumble Returns: Number-Yds-TD	1-2-0	1-2-0
Miscellaneous Yards	5	0
Possession Time	28:51	31:09
1st Quarter	7:42	7:18
2nd Quarter	8:42	6:18
3rd Quarter	6:15	8:45
4th Quarter	6:12	8:48
Third-Down Conversions	2 of 6	3 of 5
Fourth-Down Conversions	1 of 3	2 of 2
Red-Zone Scores-Chances	3-4	5-5
Sacks By: Number-Yards	1-6	2-6
PAT Kicks	6-8	10-10
2-Point drop-kick PATs	0-0	0-0
Field Goals	0-0	0-0
4-Point drop kick FGs	0-0	0-0
Touchdowns (Rush-Pass-Return)	2-6-0	2-8-0

Kickoff time: 1:07 • End of Game: 4:01 • Total elapsed time: 2:54

Referee: Bradley Brunet • Umpire: Rick Lowe • Linesman: Mike Packard • Line judge: Thomas Work • Back judge: Tony Meyer

SOUL CLINCH TOP SEED IN AMERICAN CONFERENCE WITH 72-56 WIN

PHILADELPHIA (July 11, 2015) - The Philadelphia Soul (13-2) clinch the top seed in the American Conference and home field advantage for the playoffs with a 72-56 win over the Cleveland Gladiators (7-8) in front of 8,784 fans at the Rothman Field at the Wells Fargo Center on Saturday afternoon.

"It's really nice to clinch home field throughout the entire playoffs, there's no question," Soul head coach Clint Dolezel said. "We're still pushing for the Arena Bowl, so it's a one game at a time deal. It's a tough division conference on the other side as well so we know we'll have our hands full, but it's definitely nice to be home."

J Lewis Small AFL Playmaker of the Game, Harvey Binford led the Soul receivers with seven catches for 145 yards and four touchdowns. Marco Thomas also added seven catches with 93 yards and once touchdown. Ryan McDaniel had five receptions for 43 yards and two touchdowns. Tommy Taggart added two rushing touchdowns on seven carries.

Russell Athletic Offensive Player of the Game, Dan Raudabaugh finished the night by completing 20-of-27 passes for 306 yards, seven touchdowns and one interception.

Cleveland's Shane Austin completed 19-of-39 passes for 228 yards, six touchdowns and one interception.

James Romain led the Soul defense with 7.5 total tackles while Joe Goosby added 5.5 total tackles. LaRico Stevenson had 2.0 total tackles and an interception. Justin Lawrence blocked an extra point in the second quarter, resulting in a touchdown. Teddy Jennings had a forced fumble and one sack.

After winning the toss, the Soul deferred and kicked off to the Gladiators to start the game. Teddy Jennings' strip on the Gladiators first possession forced a fumble, which was recovered by Kent Richardson. The Soul capitalized when Taggart got the Soul on the board with a 1-yard score at the 12:22 mark in the first and gave Philadelphia a 7-0 lead. Cleveland came back with their own 1-yard run by Jeramie Richardson making the score 7-7. Raudabaugh answered back with a 16-yard touchdown pass to Lonnie Outlaw to put the Soul up 14-7. Cleveland's Shane Austin finished the quarter with a 3-yard touchdown pass to Collin Taylor tying the score 14-14 at the end of the first.

Binford opened the second quarter off with a 20-yard touchdown reception from Raudabaugh to give the Soul back the lead. With 5:33 remaining in the half, LaRico Stevenson came up with an interception. Following the interception, McDaniel had an 8-yard touchdown reception increasing the lead to 28-14.

Austin brought Cleveland down and hooked up with Amarri Jackson for a Gladiator score bringing it to a 28-20 Soul advantage. Justin Lawrence blocked the extra point, which led to a Romain running it into the endzone. With seven seconds left to play, Binford got his second touchdown of the game off a 22-yard pass from Raudabaugh, making the halftime score 37-20.

The Soul started the third quarter off strong with Raudabaugh connecting to Binford on a 36-yard touchdown pass. A little under three minutes later, Austin ran the ball in for an 18 yard touchdown, putting them back on the board but still trailing 44-27. Cleveland scored again on Austin's 17-yard touchdown pass to Amarri Jackson with 7:16 remaining in the third. The Soul capped the third quarter scoring when Taggart again found the end zone, making the score 51-34.

With less than a minute into the fourth quarter, Thomas scored his first touchdown of the game with a 14-yard reception, putting the Soul on top 58-34. Binford made a spectacular catch over the boards resulting in another Soul touchdown. Austin threw a 37-yard touchdown pass with 5:26 remaining to make the score 65-41.

McDaniel's 3-yard touchdown receptions put the Soul up 72-41. Cleveland responded with a 14-yard touchdown reception from Jackson. The Gladiators scored only a few seconds later after a Soul fumble, shortening the lead to 72-48. Cleveland got a team safety with 16 seconds remaining, making the final score 72-56.

Russell Athletic Offensive Player: Philadelphia's Dan Raudabaugh

Riddell Defensive Player: Philadelphia's James Romain

J Lewis Small AFL Playmaker: Philadelphia's Harvey Binford

Cutter's Catch of the Game: Philadelphia's Harvey Binford's fourth quarter touchdown

Spalding Highlight of the Game: Philadelphia's Teddy Jennings first quarter forced fumble

SCORING SUMMARY

				CLE-PHI
1st	12:22	PHI	TAGGART, Tommy 1 yd run (FREVERT, Tommy kick)	0 - 7
			3 plays, 7 yards, TOP 1:47	
	09:02	CLE	RICHARDSON, Jeramie 1 yd run (TREVINO, Adrian kick)	7 - 7
			4 plays, 31 yards, TOP 2:41	
	04:11	PHI	OUTLAW, Lonnie 16 yd pass from RAUDABAUGH, Dan (FREVERT, Tommy kick)	7 - 14
			6 plays, 45 yards, TOP 4:04	
	00:14	CLE	TAYLOR, Collin 3 yd pass from AUSTIN, Shane (TREVINO, Adrian kick)	14 - 14
			4 plays, 47 yards, TOP 3:09	
2nd	12:16	PHI	BINFORD, Harvey 20 yd pass from RAUDABAUGH, Dan (FREVERT, Tommy kick)	14 - 21
			4 plays, 27 yards, TOP 2:44	
	03:49	PHI	MCDANIEL, Ryan 8 yd pass from RAUDABAUGH, Dan (FREVERT, Tommy kick)	14 - 28
			3 plays, 49 yards, TOP 1:44	
	00:30	CLE	JACKSON, Amarri 12 yd pass from AUSTIN, Shane (TREVINO, Adrian kick blocked)	20 - 28
			8 plays, 40 yards, TOP 2:36	
	00:30	PHI	ROMAIN, James PAT return	20 - 30
	00:07	PHI	BINFORD, Harvey 22 yd pass from RAUDABAUGH, Dan (FREVERT, Tommy kick)	20 - 37
			3 plays, 34 yards, TOP 0:23	
3rd	13:42	PHI	BINFORD, Harvey 36 yd pass from RAUDABAUGH, Dan (FREVERT, Tommy kick)	20 - 44
			2 plays, 47 yards, TOP 1:18	
	10:56	CLE	AUSTIN, Shane 18 yd run (TREVINO, Adrian kick)	27 - 44
			3 plays, 30 yards, TOP 1:48	
	07:16	CLE	JACKSON, Amarri 17 yd pass from AUSTIN, Shane (TREVINO, Adrian kick)	34 - 44
			2 plays, 17 yards, TOP 1:05	
	02:45	PHI	TAGGART, Tommy 1 yd run (FREVERT, Tommy kick)	34 - 51
			6 plays, 35 yards, TOP 3:52	
4th	14:26	PHI	THOMAS, Marco 14 yd pass from RAUDABAUGH, Dan (FREVERT, Tommy kick)	34 - 58
			1 play, 14 yards, TOP 0:29	
	07:09	PHI	BINFORD, Harvey 3 yd pass from RAUDABAUGH, Dan (FREVERT, Tommy kick)	34 - 65
			4 plays, 23 yards, TOP 2:46	
	05:26	CLE	TAYLOR, Collin 27 yd pass from AUSTIN, Shane (TREVINO, Adrian kick)	41 - 65
			1 play, 27 yards, TOP 0:44	
	01:37	PHI	MCDANIEL, Ryan 3 yd pass from RANDALL, Bryan (FREVERT, Tommy kick)	41 - 72
			4 plays, 8 yards, TOP 3:07	
	00:25	CLE	JACKSON, Amarri 14 yd pass from AUSTIN, Shane (TREVINO, Adrian kick)	48 - 72
			3 plays, 28 yards, TOP 0:35	
	00:19	CLE	GOODMAN, Domini 2 yd pass from AUSTIN, Shane (TREVINO, Adrian kick failed)	54 - 72
			1 play, 4 yards, TOP 0:06	
	00:16	CLE	TEAM safety	56 - 72

RUSHING	NO.	GAIN	LOSS	NET	TD	LG	AVG.
TAGGART, Tommy	7	11	0	11	2	5	1.6
Totals...	7	11	0	11	2	5	1.6

PASSING	CMP-ATT-INT	YDS	TD	LONG	SACK
RAUDABAUGH, Dan	20-27-1	306	7	36	1
RANDALL, Bryan	1-3-0	3	1	3	0
TEAM	0-0-0	-6	0	0	0
Totals...	21-30-1	303	8	36	1

RECEIVING	NO.	YDS	TD	LG
BINFORD, Harvey	7	145	4	36
THOMAS, Marco	7	93	1	29
MCDANIEL, Ryan	5	43	2	14
OUTLAW, Lonnie	1	16	1	16
TAGGART, Tommy	1	12	0	12
Totals...	21	309	8	36

ALL RETURNS	MFG			KICKOFFS			INTERCEPT		
	NO	YDS	LG	NO	YDS	LG	NO	YDS	LG
GOOSBY, Joe	0	0	0	1	1	1	0	0	0
STEVENSON, LaRi	0	0	0	1	10	10	1	0	0
ROMAIN, James	0	0	0	3	45	29	0	0	0
Totals...	0	0	0	5	56	29	1	0	0

ALL PURPOSE	RUSH	RCV	KR	FGR	IR	TOTAL
BINFORD, Harvey	0	145	0	0	0	145
THOMAS, Marco	0	93	0	0	0	93
ROMAIN, James	0	0	45	0	0	45
MCDANIEL, Ryan	0	43	0	0	0	43
TAGGART, Tommy	11	12	0	0	0	23
OUTLAW, Lonnie	0	16	0	0	0	16
STEVENSON, LaRi	0	0	10	0	0	10
GOOSBY, Joe	0	0	1	0	0	1
Totals...	11	309	56	0	0	376

KICKOFFS	NO.	YDS	TB	OB	AVG.
FREVERT, Tommy	12	665	4	0	55.4

GAME 16

Philadelphia Soul @ Jacksonville Sharks
July 18, 2015

SCORES	1	2	3	4	FINAL
Philadelphia	14	25	14	14	67
Jacksonville	7	26	13	28	74

TEAM TOTALS	PHI	JAX
FIRST DOWNS	24	20
Rushing	4	3
Passing	17	13
Penalty	3	4
NET YARDS RUSHING	15	15
Rushing Attempts	7	11
Average Per Rush	2.1	1.4
Rushing Touchdowns	3	3
NET YARDS PASSING	305	301
Completions-Attempts-Int	26-40-2	18-29-0
Average Per Attempt	7.6	10.4
Average Per Completion	11.7	16.7
Passing Touchdowns	7	7
TOTAL OFFENSE YARDS	320	316
Total offense plays	47	40
Average Gain Per Play	6.8	7.9
Fumbles: Number-Lost	0-0	2-2
Penalties: Number-Yards	10-96	8-54
KICKOFFS-YARDS	9-416	10-513
Average Yards Per Kickoff	46.2	51.3
Net Yards Per Kickoff	40.0	37.0
Touchbacks	2	1
MFG Returns: Number-Yards-TD	0-0-0	0-0-0
Average Per Return	0.0	0.0
Kickoff returns: Number-Yds-TD	9-143-0	7-56-0
Average Per Return	15.9	8.0
Interceptions: Number-Yds-TD	0-0-0	2-68-1
Fumble Returns: Number-Yds-TD	1-5-0	0-0-0
Miscellaneous Yards	0	-4
Possession Time	29:56	30:04
1st Quarter	8:48	6:12
2nd Quarter	10:29	4:31
3rd Quarter	3:11	11:49
4th Quarter	7:28	7:32
Third-Down Conversions	3 of 6	1 of 5
Fourth-Down Conversions	2 of 2	3 of 4
Red-Zone Scores-Chances	6-7	5-6
Sacks By: Number-Yards	0-0	0-0
PAT Kicks	7-10	8-11
2-Point drop-kick PATs	0-0	0-0
Field Goals	0-1	0-1
4-Point drop kick FGs	0-0	0-0
Touchdowns (Rush-Pass-Return)	3-7-0	3-7-1

Kickoff time: 7:17 • End of Game: 10:32 • Total elapsed time: 3:15

Referee: Adam Savoie • Umpire: Steve Coullias • Linesman: Wade Wagner
• Line judge: John Drayton • Back judge: Alex Moore

SHARKS TAKE A BITE OUT OF SOUL, 74-67

JACKSONVILLE (July 18, 2015) - The Philadelphia Soul (13-3) had two late costly turnovers and couldn't hold off the Jacksonville Sharks (8-7) in the second half as they fell 74-67 in front of 9,475 fans at Jacksonville Veterans Memorial Arena on Saturday night.

"This is not the way we wanted to go into a Bye Week," Soul head coach Clint Dolezel said. "Late turnovers will always kill you, but more importantly, it is about finishing a game. This needs to be playoff mode for us. We can't make the mental mistakes this time of year. Jacksonville is a playoff-quality team and we will need to learn from the mistakes we made and get healthy."

Marco Thomas led the Soul receivers with 10 catches for 105 yards. Ryan McDaniel had six receptions for 67 yards and three touchdowns, while Harvey Binford had six receptions for 98 yards and a touchdown. Adam Smith had two receiving touchdowns and Xavier Boyce chipped in with two catches for 24 yards and a touchdown. Tommy Taggart added 13 rushing on six carries and two rushing touchdowns for the Soul on offense.

Raudabaugh finished the night completing 26-of-40 passes for 305 yards, seven touchdowns and two interceptions. Raudabaugh's third touchdown marked his 500th career scoring pass. Jacksonville's Tommy Grady completed 18-of-29 passes for 301 yards, seven touchdowns and no interception.

Tiger Jones led the Sharks receivers with eight receptions for 148 yards and three touchdowns, while Joe Hills added six catches for 115 yards and three touchdowns.

James Romain led the defense with 5.5 total tackles, while Dwayne Hollis had 3.0 total tackles, a forced fumble and a fumble recovery. LaRico Stevenson had 5.0 total tackles and 145 return yards on special teams.

The Soul defense came out and forced a fumble on Grady at the Soul's one-yard line to give Philadelphia the first turnover of the game. The Soul capitalized with a six-play, 40-yard drive that ended when Taggart plunged in from a yard out to give Philadelphia a 7-0 lead with 5:19 remaining in the first quarter. After a failed surprise onside kick, Grady found Jones on a 17-yard touchdown pass to tie the game at 7-7 with 4:16 left in the first. Raudabaugh connected with Binford on a 46-yard scoring strike to give the Soul a 14-7 lead to end the first quarter scoring.

Jacksonville opened the second quarter when Grady found Hills across the middle of the endzone from 11 yards out to tie it at 14-14 with 14:13 left in the second quarter. Raudabaugh to Boyce for a 14-yard touchdown capped a two-play, 35-yard drive and gave the Soul a 21-14 lead with 12:08 left in the half. The Sharks answered when Grady hit Hills on a 45-yard touchdown to tie it back up at 21-21 at the 10:05 mark. Raudabaugh hit McDaniel on a one-yard touchdown for his 500th of his career and the missed extra point gave Philadelphia a 27-21 lead.

Dwayne Hollis forced and recovered a Jacksonville fumble on the following kickoff to give the Soul their second turnover of the game. Taggart made the Sharks pay when he capped the Philadelphia drive with a one-yard touchdown to push the Soul lead to 33-21 with 3:41 in the half. Grady found Hills on another 4-yard crossing route that found the endzone, but the missed extra point only narrowed it to a 33-27 Philadelphia lead.

Raudabaugh rushed in from two yards out to give the Soul a 39-27 lead, but Sharks answered for the final score of the half when London Crawford scored on a 7-yard pass from Grady to make it 39-33 at the half.

Philadelphia opened the third quarter when Raudabaugh hit McDaniel on a 15-yard touchdown and pushed the lead to 46-33 with 12:56 left in the third. Derrick Ross capped a nearly 10-minute Shark drive with a 1-yard touchdown run to make it 46-40 in favor of the Soul. Raudabaugh found Adam Smith with a 10-yard touchdown to make it 53-40 with 2:38 left in the third. Grady hit Jones on a 39-yard score to end the third quarter with Philadelphia leading 53-46.

Raudabaugh hit McDaniel on a 21-yard touchdown to open the final quarter and gave the Soul a 60-46 lead with 12:51 left. Sharks answered with a Grady-to-Jones 39-yarder to make it 60-53 Soul advantage with 10:30 remaining. The Sharks' Greg Reid interception was returned 50 yards for a touchdown to tie the game at 60-60 with 8:08 remaining. On the next possession, Reid, again, stepped in front of a Raudabaugh pass to give the Sharks the ball with 6:37 left. Ross then converted a 3-yard touchdown to give the Sharks their first lead at 67-60 with 4:01 left in the game. Soul came back when Raudabaugh found Smith in the back of the endzone to tie it at 67-67 with 47 seconds remaining. Ross scored with 34 seconds left to make the final score 74-67.

Russell Athletic Offensive Player: Jacksonville's Tommy Grady

Riddell Defensive Player: Jacksonville's Greg Reid

J Lewis Small AFL Playmaker: Jacksonville's Greg Reid

Cutter's Catch of the Game: Philadelphia's Harvey Binford's 46-yard TD in the first quarter.

Spalding Highlight of the Game: Jacksonville's Greg Reid 50-yard INT return for a TD.

SCORING SUMMARY

PHI-JAX

1st	06:04	PHI	TAGGART, Tommy 1 yd run (FREVERT, Tommy kick)	
			6 plays, 45 yards, TOP 4:15	7 - 0
	04:58	JAX	JONES, Anthony 17 yd pass from GRADY, Tommy (RAUCH, Julian kick)	
			1 play, 17 yards, TOP 0:04	7 - 7
	01:30	PHI	BINFORD, Harvey 46 yd pass from RAUDABAUGH, Dan (FREVERT, Tommy kick)	
			3 plays, 44 yards, TOP 2:15	14 - 7
2nd	14:57	JAX	HILLS, Joe 11 yd pass from GRADY, Tommy (RAUCH, Julian kick)	
			2 plays, 42 yards, TOP 0:17	14 - 14
	12:49	PHI	BOYCE, Xavier 14 yd pass from RAUDABAUGH, Dan (FREVERT, Tommy kick)	
			2 plays, 35 yards, TOP 0:47	21 - 14
	10:53	JAX	HILLS, Joe 45 yd pass from GRADY, Tommy (RAUCH, Julian kick)	
			2 plays, 45 yards, TOP 0:45	21 - 21
	07:35	PHI	MCDANIEL, Ryan 1 yd pass from RAUDABAUGH, Dan (FREVERT, Tommy kick failed)	
			4 plays, 23 yards, TOP 2:59	27 - 21
	04:19	PHI	TAGGART, Tommy 1 yd run (FREVERT, Tommy kick failed)	
			4 plays, 12 yards, TOP 2:22	33 - 21
	02:35	JAX	HILLS, Joe 4 yd pass from GRADY, Tommy (RAUCH, Julian kick failed)	
			2 plays, 7 yards, TOP 0:44	33 - 27
	00:53	PHI	RAUDABAUGH, Dan 2 yd run (FREVERT, Tommy kick failed)	
			2 plays, 6 yards, TOP 0:36	39 - 27
	00:33	JAX	CRAWFORD, Londo 7 yd pass from GRADY, Tommy (RAUCH, Julian kick failed)	
			3 plays, 16 yards, TOP 0:18	39 - 33
3rd	13:38	PHI	MCDANIEL, Ryan 15 yd pass from RAUDABAUGH, Dan (FREVERT, Tommy kick)	
			2 plays, 29 yards, TOP 0:49	46 - 33
	04:34	JAX	ROSS, Derrick 1 yd run (RAUCH, Julian kick)	
			12 plays, 45 yards, TOP 8:01	46 - 40
	03:20	PHI	SMITH, Adam 9 yd pass from RAUDABAUGH, Dan (FREVERT, Tommy kick)	
			1 play, 9 yards, TOP 0:04	53 - 40
	00:00	JAX	JONES, Anthony 39 yd pass from GRADY, Tommy (RAUCH, Julian kick failed)	
			4 plays, 44 yards, TOP 2:05	53 - 46
4th	13:31	PHI	MCDANIEL, Ryan 21 yd pass from RAUDABAUGH, Dan (FREVERT, Tommy kick)	
			2 plays, 43 yards, TOP 1:29	60 - 46
	11:09	JAX	JONES, Anthony 39 yd pass from GRADY, Tommy (RAUCH, Julian kick)	
			2 plays, 49 yards, TOP 1:12	60 - 53
	08:55	JAX	REID, Greg 49 yd interception return (RAUCH, Julian kick)	
				60 - 60
	04:41	JAX	ROSS, Derrick 3 yd run (RAUCH, Julian kick)	
			3 plays, 17 yards, TOP 2:14	60 - 67
	00:47	PHI	SMITH, Adam 2 yd pass from RAUDABAUGH, Dan (FREVERT, Tommy kick)	
			8 plays, 49 yards, TOP 2:49	67 - 67
	00:34	JAX	ROSS, Derrick 7 yd run (RAUCH, Julian kick)	
			2 plays, 8 yards, TOP 0:12	67 - 74

RUSHING	NO.	GAIN	LOSS	NET	TD	LG	AVG.
TAGGART, Tommy	6	13	0	13	2	7	2.2
RAUDABAUGH, Dan	1	2	0	2	1	2	2.0
Totals...	7	15	0	15	3	7	2.1

PASSING	CMP-ATT-INT	YDS	TD	LONG	SACK
RAUDABAUGH, Dan	26-40-2	305	7	46	0
Totals...	26-40-2	305	7	46	0

RECEIVING	NO.	YDS	TD	LG
THOMAS, Marco	10	105	0	29
BINFORD, Harvey	6	98	1	46
MCDANIEL, Ryan	6	67	3	21
BOYCE, Xavier	2	24	1	14
SMITH, Adam	2	11	2	9
Totals...	26	305	7	46

ALL RETURNS	MFG		KICKOFFS			INTERCEPT			
	NO	YDS	LG	NO	YDS	LG	NO	YDS	LG
MCDANIEL, Ryan	0	0	0	2	-2	0	0	0	0
STEVENSON, LaRi	0	0	0	7	145	40	0	0	0
Totals...	0	0	0	9	143	40	0	0	0

ALL PURPOSE	RUSH	RCV	KR	FGR	IR	TOTAL
STEVENSON, LaRi	0	0	145	0	0	145
THOMAS, Marco	0	105	0	0	0	105
BINFORD, Harvey	0	98	0	0	0	98
MCDANIEL, Ryan	0	67	-2	0	0	65
BOYCE, Xavier	0	24	0	0	0	24
TAGGART, Tommy	13	0	0	0	0	13
SMITH, Adam	0	11	0	0	0	11
RAUDABAUGH, Dan	2	0	0	0	0	2
Totals...	15	305	143	0	0	463

FIELD GOAL ATTEMPTS					
FREVERT, Tommy	2nd	00:00	24 yards	Missed	

KICKOFFS	NO.	YDS	TB	OB	AVG.
FREVERT, Tommy	9	416	2	1	46.2

GAME 17

New Orleans VooDoo @ Philadelphia Soul
August 2, 2015

SCORES	1	2	3	4	FINAL
New Orleans	0	14	7	7	28
Philadelphia	14	13	13	21	61

TEAM TOTALS	NOV	PHI
FIRST DOWNS	12	20
Rushing	2	5
Passing	5	14
Penalty	5	1
NET YARDS RUSHING	16	24
Rushing Attempts	4	11
Average Per Rush	4.0	2.2
Rushing Touchdowns	0	3
NET YARDS PASSING	104	175
Completions-Attempts-Int	14-31-2	22-32-1
Average Per Attempt	3.4	5.5
Average Per Completion	7.4	8.0
Passing Touchdowns	4	6
TOTAL OFFENSE YARDS	120	199
Total offense plays	39	43
Average Gain Per Play	3.1	4.6
Fumbles: Number-Lost	3-1	0-0
Penalties: Number-Yards	6-43	8-63
KICKOFFS-YARDS	4-222	10-555
Average Yards Per Kickoff	55.5	55.5
Net Yards Per Kickoff	35.0	43.0
Touchbacks	0	2
MFG Returns: Number-Yards-TD	0-0-0	0-0-0
Average Per Return	0.0	0.0
Kickoff returns: Number-Yds-TD	8-125-0	3-82-0
Average Per Return	15.6	27.3
Interceptions: Number-Yds-TD	1-2-0	2-2-0
Fumble Returns: Number-Yds-TD	0-0-0	0-0-0
Miscellaneous Yards	3	3
Possession Time	29:18	30:42
1st Quarter	7:56	7:04
2nd Quarter	5:22	9:38
3rd Quarter	8:41	6:19
4th Quarter	7:19	7:41
Third-Down Conversions	2 of 7	4 of 6
Fourth-Down Conversions	0 of 4	1 of 2
Red-Zone Scores-Chances	1-1	6-7
Sacks By: Number-Yards	0-0	4-16
PAT Kicks	4-4	7-9
2-Point drop-kick PATs	0-0	0-0
Field Goals	0-1	0-0
4-Point drop kick FGs	0-0	0-0
Touchdowns (Rush-Pass-Return)	0-4-0	3-6-0

Kickoff time: 4:05 • End of Game: 6:39 • Total elapsed time: 2:34

Referee: Adam Sovie • Umpire: Rick Lowe • Linesman: Tod Reese • Line judge: R.G. Dettillier • Back judge: Grantis Bell

SOUL STEAL VOODOO'S MAGIC WITH A 61-28 WIN

PHILADELPHIA (August 2, 2015) - The Philadelphia Soul (14-3) remain undefeated at home with the return of strong players in their 61-28 win over the New Orleans VooDoo (3-13) in front of 10,018 fans on the Rothman field at the Wells Fargo Center on Sunday night.

"Having a player like Beau Bell healthy again is huge for us," said Soul head coach Clint Dolezel. "Pressure from two good guys in the middle and on the edge is the name of this game. We are always striving for perfection. It's easy to sit back and wait for playoffs, but we will give it our all to finish out the last week of the regular season strong."

Marco Thomas led the Soul receivers with nine catches for 62 yards and four touchdowns. Ryan McDaniel had five receptions for 41 yards and one touchdown, while Shaun Kauleinamoku had three receptions for 18 yards. Tommy Taggart added 27 rushing yards on 11 carries and three rushing touchdowns for the Soul. Taggart also added another touchdown off a pass from Raudabaugh.

Raudabaugh finished the night completing 19-of-28 passes for 144 yards, five touchdowns and no interceptions. Bryan Randall stepped in and completed 3-of-3 passes for 31 yards and no interceptions. New Orleans' Adam Kennedy completed 14-of-30 passes for 120 yards, four touchdowns and two interceptions.

Chris DuVal led the VooDoo receivers with seven receptions for 60 yards and two touchdowns, while Roger Jackson added five catches for 37 yards and a touchdown.

Kent Richardson led the defense with 5.0 total tackles, while Beau Bell had 3.0 total tackles and 2.0 sacks for eight yards.

After winning the toss, the Soul deferred and kicked off to the VooDoo to start the game. Tommy Taggart scored the first touchdown of the game within the first two minutes giving the Soul an early lead. The Soul defense had the pressure turned up the whole quarter, stopping the VooDoo consistently. Marco Thomas caught a 10-yard touchdown pass from Raudabaugh to put the Soul up 14-0 at the end of the first.

The VooDoo started the second quarter without any points, but that quickly changed when Kennedy completed a pass to DuVal for a VooDoo touchdown. However, the Soul quickly reciprocated when Taggart made a one-yard rush for another Soul touchdown. With 4:43 left in the first half, the Soul was in the lead 20-7. With 1:43 left in the first half, Taggart made his second rushing touchdown of the game, which strengthened the Soul's lead 27-14. Dwayne Hollis came up with the first interception of the game to end the second half.

Philadelphia opened the third quarter scoring when Raudabaugh hit Thomas on a 3-yard touchdown and pushed the lead to 34-14 with 8:55 left in the third. Chris DuVal answered back for the VooDoo with a 20-yard touchdown reception to put them back on the board. Raudabaugh found Thomas for his third touchdown of the game with four minutes left to make the score 40-21 at the end of the third quarter.

Only three minutes into the last quarter, Taggart made his fourth touchdown of the game, which increased the deficit 47-21. With 7:33 left in the game, Raudabaugh completed a pass to McDaniel for six yards and another Soul touchdown. The Soul appeared to be unstoppable in the last quarter, when Randall completed a pass to Thomas for their third touchdown of the quarter. The Soul ended the game with a 61-28 win, and ended the regular season undefeated at home.

Russell Athletic Offensive Player: Philadelphia's Tommy Taggart

Riddell Defensive Player: Philadelphia's Beau Bell

J Lewis Small AFL Playmaker: Philadelphia's Marco Thomas

Cutter's Catch of the Game: Philadelphia's Marco Thomas' third quarter touchdown.

Spalding Highlight of the Game: Philadelphia's Dwayne Hollis' second quarter interception.

SCORING SUMMARY

			NOV-PHI			
1st	13:42	PHI	TAGGART, Tommy 14 yd pass from RAUDABAUGH, Dan (FREVERT, Tommy kick) 2 plays, 24 yards, TOP 1:18	0 - 7		
	06:03	PHI	THOMAS, Marco 10 yd pass from RAUDABAUGH, Dan (FREVERT, Tommy kick) 3 plays, 16 yards, TOP 1:47	0 - 14		
2nd	13:11	NOV	JACKSON, Roger 15 yd pass from KENNEDY, Adam (STEVENS, T.C. kick) 3 plays, 20 yards, TOP 1:59	7 - 14		
	05:23	PHI	TAGGART, Tommy 1 yd run (FREVERT, Tommy kick failed) 9 plays, 42 yards, TOP 7:22	7 - 20		
	02:22	NOV	FALLS, Roosevelt 15 yd pass from KENNEDY, Adam (STEVENS, T.C. kick) 3 plays, 43 yards, TOP 2:21	14 - 20		
	00:08	PHI	TAGGART, Tommy 1 yd run (FREVERT, Tommy kick) 6 plays, 30 yards, TOP 1:35	14 - 27		
3rd	08:55	PHI	THOMAS, Marco 3 yd pass from RAUDABAUGH, Dan (FREVERT, Tommy kick) 5 plays, 24 yards, TOP 3:09	14 - 34		
	06:48	NOV	DUVALT, Chris 20 yd pass from KENNEDY, Adam (STEVENS, T.C. kick) 2 plays, 14 yards, TOP 1:23	21 - 34		
	04:00	PHI	THOMAS, Marco 13 yd pass from RAUDABAUGH, Dan (FREVERT, Tommy kick failed) 3 plays, 16 yards, TOP 2:04	21 - 40		
4th	12:59	PHI	TAGGART, Tommy 6 yd run (FREVERT, Tommy kick) 2 plays, 7 yards, TOP 1:11	21 - 47		
	07:33	PHI	MCDANIEL, Ryan 6 yd pass from RAUDABAUGH, Dan (FREVERT, Tommy kick) 3 plays, 10 yards, TOP 1:51	21 - 54		
	05:00	PHI	THOMAS, Marco 3 yd pass from RANDALL, Bryan (FREVERT, Tommy kick) 2 plays, 12 yards, TOP 0:59	21 - 61		
	02:05	NOV	DUVALT, Chris 9 yd pass from KENNEDY, Adam (STEVENS, T.C. kick) 2 plays, 45 yards, TOP 2:22	28 - 61		

RUSHING	NO.	GAIN	LOSS	NET	TD	LG	AVG.
TAGGART, Tommy	11	27	3	24	3	6	2.2
Totals...	11	27	3	24	3	6	2.2

PASSING	CMP-ATT-INT	YDS	TD	LONG	SACK
RAUDABAUGH, Dan	19-28-0	144	5	15	0
RANDALL, Bryan	3-3-0	31	1	19	0
MCDANIEL, Ryan	0-1-1	0	0	0	0
Totals...	22-32-1	175	6	19	0

RECEIVING	NO.	YDS	TD	LG
THOMAS, Marco	9	62	4	13
MCDANIEL, Ryan	5	41	1	15
KAULEINAMOKU, S	3	18	0	9
BOYCE, Xavier	2	28	0	19
TIVIS, Neal	2	12	0	11
TAGGART, Tommy	1	14	1	14
Totals...	22	175	6	19

ALL RETURNS	MFG			KICKOFFS			INTERCEPT		
	NO	YDS	LG	NO	YDS	LG	NO	YDS	LG
HOLLIS, Dwayne	0	0	0	0	0	0	1	2	2
STEVENSON, LaRi	0	0	0	3	82	40	0	0	0
ROMAIN, James	0	0	0	0	0	0	1	0	0
Totals...	0	0	0	3	82	40	2	2	2

ALL PURPOSE	RUSH	RCV	KR	FGR	IR	TOTAL
STEVENSON, LaRi	0	0	82	0	0	82
THOMAS, Marco	0	62	0	0	0	62
MCDANIEL, Ryan	0	41	0	0	0	41
TAGGART, Tommy	24	14	0	0	0	38
BOYCE, Xavier	0	28	0	0	0	28
KAULEINAMOKU, S	0	18	0	0	0	18
TIVIS, Neal	0	12	0	0	0	12
HOLLIS, Dwayne	0	0	0	0	2	2
Totals...	24	175	82	0	2	283

KICKOFFS	NO.	YDS	TB	OB	AVG.
FREVERT, Tommy	10	555	2	1	55.5

GAME 18

Philadelphia Soul @ Cleveland Gladiators
August 8, 2015

SCORES	1	2	3	4	FINAL
Philadelphia	14	14	7	13	48
Cleveland	7	6	13	7	33

TEAM TOTALS	PHI	CLE
FIRST DOWNS	20	19
Rushing	2	3
Passing	16	10
Penalty	2	6
NET YARDS RUSHING	22	16
Rushing Attempts	10	7
Average Per Rush	2.2	2.3
Rushing Touchdowns	1	2
NET YARDS PASSING	242	165
Completions-Attempts-Int	20-32-0	16-33-0
Average Per Attempt	7.6	5.0
Average Per Completion	12.1	10.3
Passing Touchdowns	6	3
TOTAL OFFENSE YARDS	264	181
Total offense plays	44	41
Average Gain Per Play	6.0	4.4
Fumbles: Number-Lost	1-1	2-1
Penalties: Number-Yards	8-48	7-24
KICKOFFS-YARDS	8-413	6-281
Average Yards Per Kickoff	51.6	46.8
Net Yards Per Kickoff	39.0	42.7
Touchbacks	3	2
MFG Returns: Number-Yards-TD	0-0-0	0-0-0
Average Per Return	0.0	0.0
Kickoff returns: Number-Yds-TD	2-25-0	4-101-0
Average Per Return	12.5	25.2
Interceptions: Number-Yds-TD	0-0-0	0-0-0
Fumble Returns: Number-Yds-TD	0-0-0	1-9-0
Miscellaneous Yards	1	0
Possession Time	29:00	31:00
1st Quarter	8:41	6:19
2nd Quarter	6:44	8:16
3rd Quarter	7:03	7:57
4th Quarter	6:32	8:28
Third-Down Conversions	2 of 5	1 of 6
Fourth-Down Conversions	1 of 3	1 of 5
Red-Zone Scores-Chances	4-5	4-5
Sacks By: Number-Yards	1-11	2-10
PAT Kicks	6-7	3-5
2-Point drop-kick PATs	0-0	0-0
Field Goals	0-0	0-0
4-Point drop kick FGs	0-0	0-0
Touchdowns (Rush-Pass-Return)	1-6-0	2-3-0

Kickoff time: 7:00 • End of Game: 9:38 • Total elapsed time: 2:38

Referee: Joe Pester • Umpire: Robert Colosimo • Linesman: Marc Bovos • Line judge: Jeffrey Johnson • Back judge: M. Griffith

SOUL DEFENSE LEADS WAY OVER GLADIATORS, 48-33

CLEVELAND (August 8, 2015) – The 2015 East Division Champion, Philadelphia Soul (15-3) defense flexed its muscles with five defensive stops (one fumble, four on downs) as they finished the regular season with a 48-33 victory against the Cleveland Gladiators (8-10) in front of 12,474 fans at the Quicken Loans Arena on Saturday night. Dan Raudabaugh capped an MVP-type season with a League-leading 119 touchdowns and 4,978 passing yards.

“Anytime you can get a win in a hostile environment, you have to be pleased,” Philadelphia Soul Head Coach Clint Dolezel said. “As well as the defense played tonight, I think we can get better. We obviously didn’t show too much in this game since we turn around and play them next week, but we do have some things to clean up and be ready for a run at the title.”

J. Lewis Small AFL Playmaker of the Game, Shaun Kauleinamoku led the Soul receivers with six catches for 94 yards and two touchdowns. Marco Thomas had five receptions for 48 yards and one touchdown, while Ryan McDaniel had two receptions for 37 yards and a touchdown. Adam Smith added a 4-yard score, which set an AFL single-season record for Tight End touchdowns (9), and Harvey Binford chipped in with four catches for 47 yards. Tommy Taggart added 14 rushing on six carries, one rushing touchdown and an 8-yard touchdown for the Soul on offense.

Russell Athletic Offensive Player of the Game, Dan Raudabaugh finished the night completing 19-of-31 passes for 238 yards, six touchdowns and no interceptions. Cleveland’s Shane Austin completed 16-of-33 passes for 176 yards, three touchdowns and no interceptions.

Collin Taylor led the Gladiator receivers with eight receptions for 74 yards and two touchdowns, while Thyron Lewis added three catches for 39 yards and a touchdown.

Despite not getting the Defensive Player of the Game, Beau Bell recorded 3.0 total tackles, one sack and a blocked extra point as well as pressuring Austin all night. James Romain added 6.0 total tackles, while Joe Goosby had 6.0 total tackles and LaRico Stevenson had a key fumble recovery early in the game.

The Soul won the toss and deferred to the second half, but the defense answered the call. On Cleveland’s first drive, the Soul stopped the Gladiators inside the five to get a turnover on downs. Raudabaugh struck quickly as he found Kauleinamoku on a 46-yard touchdown to give the Soul a 7-0 lead.

The Gladiators’ Amarri Jackson was stripped by Soul kicker Tommy Frevert on the following kickoff before getting into the endzone and recovered by Stevenson for the Soul. Philadelphia was unable to capitalize and gave it back on downs. Collin Taylor scored from three yards out to tie the score at 7-7 with 5:15 remaining in the first quarter. The Soul answered when Raudabaugh found Taggart for an 8-yard score to make it 14-7 to end the first quarter scoring.

Cleveland’s Austin opened the second quarter scoring by plunging in from a yard out, but a missed extra point kept Philadelphia in the lead, 14-13. Philadelphia answered with a seven-play, 45-yard drive that ended with Raudabaugh connecting with Kauleinamoku from eight yards out to give the Soul a 21-13 advantage with 6:23 left in the first half. The defense stepped up again, as the Soul forced another turnover on downs, in part because of a Beau Bell sack. The Soul capitalized when Taggart scored on a 1-yard run to give Philadelphia a 28-13 halftime lead.

The Soul offense stalled to start the second half and turned it over on downs. Austin found Taylor on a 3-yard touchdown to narrow the Soul lead to 28-20 with 10:45 left in the third quarter.

The Soul got back on track when Raudabaugh hit McDaniel on a 21-yard scoring strike to push the lead back to 35-20 with 8:11 left in the third. On the next series, the Soul defense, again, forced a turnover on downs. But, a Taggart fumble gave the ball back to Cleveland. The Gladiators scored with an Austin to Lewis 16-yard touchdown pass to narrow the score to 35-26 after Bell blocked the extra point to end the third quarter.

Philadelphia opened the fourth quarter with a Raudabaugh to Thomas, 12-yard touchdown connection, but the missed extra point made it, 41-26 with 12:18 remaining. The following drive, Austin dove in from a yard out to cut the Soul lead to 41-33 with 9:17 left. Philadelphia answered when Raudabaugh found Adam Smith on a 4-yard touchdown pass to push the Soul lead to 48-33 with 6:36 left.

For the fourth time in the game, the Soul defense stopped Cleveland on downs and took over with a minute to go and were able to run out the clock. The final score: Philadelphia 48, Cleveland 33.

Russell Athletic Offensive Player: Philadelphia’s Dan Raudabaugh

Riddell Defensive Player: Cleveland’s Brian Brikowski

J Lewis Small AFL Playmaker: Philadelphia’s Shaun Kauleinamoku

Cutter’s Catch of the Game: Cleveland’s Thyron Lewis 16-yard TD in the third quarter

Spalding Highlight of the Game: Philadelphia’s Tommy Frevert’s strip and LaRico Stevenson’s fumble recovery in the first quarter.

SCORING SUMMARY

PHI-CLE

QTR	TIME	TEAM	DESCRIPTION	SCORE
1st	09:40	PHI	KAULEINAMOKU, S 46 yd pass from RAUDABAUGH, Dan (FREVERT, Tommy kick)	7 - 0
			2 plays, 46 yards, TOP 2:15	
05:46	CLE	TAYLOR, Collin 3 yd pass from AUSTIN, Shane (TREVINO, Adrian kick)	7 - 7	
		1 play, 3 yards, TOP 0:39		
01:39	PHI	TAGGART, Tommy 8 yd pass from RAUDABAUGH, Dan (FREVERT, Tommy kick)	14 - 7	
		6 plays, 45 yards, TOP 3:26		
2nd	12:12	CLE	AUSTIN, Shane 1 yd run (TREVINO, Adrian kick failed)	14 - 13
			5 plays, 39 yards, TOP 3:34	
06:54	PHI	KAULEINAMOKU, S 8 yd pass from RAUDABAUGH, Dan (FREVERT, Tommy kick)	21 - 13	
		7 plays, 45 yards, TOP 4:36		
00:04	PHI	TAGGART, Tommy 1 yd run (FREVERT, Tommy kick)	28 - 13	
		6 plays, 21 yards, TOP 1:27		
3rd	11:17	CLE	TAYLOR, Collin 2 yd pass from AUSTIN, Shane (TREVINO, Adrian kick)	28 - 20
			1 play, 5 yards, TOP 0:59	
08:49	PHI	MCDANIEL, Ryan 21 yd pass from RAUDABAUGH, Dan (FREVERT, Tommy kick)	35 - 20	
		3 plays, 37 yards, TOP 1:44		
01:08	CLE	LEWIS, Thyron 16 yd pass from AUSTIN, Shane (TREVINO, Adrian kick blockd)	35 - 26	
		4 plays, 45 yards, TOP 2:52		
4th	13:00	PHI	THOMAS, Marco 12 yd pass from RAUDABAUGH, Dan (FREVERT, Tommy kick failed)	41 - 26
			4 plays, 30 yards, TOP 2:26	
09:47	CLE	AUSTIN, Shane 1 yd run (TREVINO, Adrian kick)	41 - 33	
		4 plays, 42 yards, TOP 2:13		
07:19	PHI	SMITH, Adam 4 yd pass from RAUDABAUGH, Dan (FREVERT, Tommy kick)	48 - 33	
		3 plays, 16 yards, TOP 1:41		

RUSHING	NO.	GAIN	LOSS	NET	TD	LG	AVG.
TAGGART, Tommy	9	19	2	17	1	12	1.9
MCDANIEL, Ryan	1	5	0	5	0	5	5.0
Totals...	10	24	2	22	1	12	2.2

PASSING	CMP-ATT-INT	YDS	TD	LONG	SACK
RAUDABAUGH, Dan	20-32-0	252	6	46	2
TEAM	0-0-0	-10	0	0	0
Totals...	20-32-0	242	6	46	2

RECEIVING	NO.	YDS	TD	LG
KAULEINAMOKU, S	7	108	2	46
THOMAS, Marco	5	48	1	12
BINFORD, Harvey	4	47	0	17
MCDANIEL, Ryan	2	37	1	21
TAGGART, Tommy	1	8	1	8
SMITH, Adam	1	4	1	4
Totals...	20	252	6	46

ALL RETURNS	MFG			KICKOFFS			INTERCEPT		
	NO	YDS	LG	NO	YDS	LG	NO	YDS	LG
HOLLIS, Dwayne	0	0	0	1	6	6	0	0	0
STEVENSON, LaRi	0	0	0	1	19	19	0	0	0
Totals...	0	0	0	2	25	19	0	0	0

ALL PURPOSE	RUSH	RCV	KR	FGR	IR	TOTAL
KAULEINAMOKU, S	0	108	0	0	0	108
THOMAS, Marco	0	48	0	0	0	48
BINFORD, Harvey	0	47	0	0	0	47
MCDANIEL, Ryan	5	37	0	0	0	42
TAGGART, Tommy	17	8	0	0	0	25
STEVENSON, LaRi	0	0	19	0	0	19
HOLLIS, Dwayne	0	0	6	0	0	6
SMITH, Adam	0	4	0	0	0	4
Totals...	22	252	25	0	0	299

KICKOFFS	NO.	YDS	TB	OB	AVG.
FREVERT, Tommy	8	413	3	0	51.6

PLAYOFFS

Cleveland Gladiators @ Philadelphia Soul
August 15, 2015

SCORES	1	2	3	4	FINAL
Cleveland	14	0	7	14	35
Philadelphia	13	17	7	10	47

TEAM TOTALS	CLE	PHI
FIRST DOWNS	21	15
Rushing	2	3
Passing	14	9
Penalty	5	3
NET YARDS RUSHING	22	25
Rushing Attempts	2	9
Average Per Rush	11.0	2.8
Rushing Touchdowns	0	1
NET YARDS PASSING	217	190
Completions-Attempts-Int	24-43-4	16-28-1
Average Per Attempt	5.0	6.8
Average Per Completion	9.0	11.9
Passing Touchdowns	5	4
TOTAL OFFENSE YARDS	239	215
Total offense plays	48	37
Average Gain Per Play	5.0	5.8
Fumbles: Number-Lost	1-0	0-0
Penalties: Number-Yards	8-35	10-83
KICKOFFS-YARDS	3-143	8-457
Average Yards Per Kickoff	47.7	57.1
Net Yards Per Kickoff	35.3	51.5
Touchbacks	0	5
MFG Returns: Number-Yards-TD	0-0-0	0-0-0
Average Per Return	0.0	0.0
Kickoff returns: Number-Yds-TD	3-45-0	3-37-0
Average Per Return	15.0	12.3
Interceptions: Number-Yds-TD	1-5-0	4-60-1
Fumble Returns: Number-Yds-TD	0-0-0	0-0-0
Miscellaneous Yards	-1	5
Possession Time	32:40	27:20
1st Quarter	9:11	5:49
2nd Quarter	5:24	9:36
3rd Quarter	5:56	9:04
4th Quarter	12:09	2:51
Third-Down Conversions	2 of 7	2 of 7
Fourth-Down Conversions	2 of 3	0 of 0
Red-Zone Scores-Chances	2-2	4-6
Sacks By: Number-Yards	0-0	3-22
PAT Kicks	3-3	5-6
2-Point drop-kick PATs	0-0	0-0
Field Goals	0-0	2-2
4-Point drop kick FGs	0-0	0-0
Touchdowns (Rush-Pass-Return)	0-5-0	1-4-1

Kickoff time: 5:13 • End of Game: 7:59 • Total elapsed time: 2:46

Referee: Bradley Brunet • Umpire: Robert Colosimo • Linesman: Matt Kukar
• Line judge: Mike Packard • Back judge: Grantis Bell

PHILADELPHIA ENDS CLEVELAND'S SEASON WITH 47-35 VICTORY

PHILADELPHIA (August 15, 2015) - The Philadelphia Soul (16-3) advance to the American Conference Championship with a 47-35 victory over the Cleveland Gladiators (8-11) in front of 8,424 fans on the Rothman Field at the Wells Fargo Center on Saturday night.

"We stayed with what was working and took advantage of what they were doing," Soul Head Coach Clint Dolezel said. "Not being in the American Conference Championship last year makes it sweeter and we will come out confident against either team."

J. Lewis Small AFL Playmaker of the Game, Shaun Kauleinamoku led the Soul receivers with eight catches for 108 yards and three touchdowns. Ryan McDaniel had four receptions for 24 yards, while Marco Thomas had two receptions for 36 yards and one touchdown. Tommy Taggart added 26 rushing yards on eight carries and one rushing touchdown for the Soul.

Russell Athletic Offensive Player of the Game, Dan Raudabaugh finished the night completing 16-of-28 passes for 190 yards, four touchdowns and one interception. Cleveland's Shane Austin completed 15-of-32 passes for 161 yards, three touchdowns and four interceptions. Chris Deiker stepped in for Cleveland completing 9-11 passes for 78 yards and two touchdowns.

Collin Taylor led the Gladiators' receiving core with 13 receptions for 137 yards and three touchdowns, while Dominick Goodman added seven catches for 49 yards and two touchdowns.

LaRico Stevenson led the defense with 8.0 total tackles and 2.0 interceptions for 15 yards, while Riddell Defensive Player Dwayne Hollis had 4.5 total tackles and 2.0 interceptions for 45 yards and one touchdown. Beau Bell added 2.0 sacks.

After winning the toss, the Soul deferred and kicked off to the Gladiators to start the game. Collin Taylor scored the first touchdown of the game when Shane Austin hit him with a 23-yard touchdown pass. When the Soul gained possession, Tommy Taggart had a powerful 13-yard rush to bring the Soul closer to the end zone. Raudabaugh hit Shaun Kauleinamoku with a 15-yard touchdown pass, but missed the extra point, to make the score 7-6. With 2:37 left in the first quarter, Austin hit Taylor again to advance Cleveland's lead to 14-6. Philadelphia answered when Raudabaugh found Kauleinamoku on a 37-yard touchdown pass to make the score 14-13. The soul ended the first quarter strong when Frevert's onside kick was successfully recovered by Joe Goosby.

Philadelphia opened the second quarter off with Frevert's 24-yard field goal, giving the Soul their first lead of the game. LaRico Stevenson made the first interception of the game halfway into the quarter, leading to a 1-yard touchdown run by Taggart. On Cleveland's next possession, Dwayne Hollis came up with a big interception. With only nine seconds left, Raudabaugh hit Kauleinamoku with a 4-yard touchdown pass, making the score 30-14 to end the half.

Thomas scored his first touchdown of game with a little under two minutes into the third quarter to put the Soul up 37-14. Stevenson came up with a big defensive stop in the end zone, giving him his second interception of the game. Austin connected with Taylor with a 22-yard touchdown pass, making the score 37-21 going into the fourth.

Frevert's second field goal of the game was good, to give the Soul a 40-21 lead in the beginning of the fourth. Hollis made another interception, running in for a 31-yard touchdown. Beau Bell and Bryan Robinson made a big sack to keep giving the Soul momentum. With 4:04 left, Cleveland capitalized in the end zone when Dieker found Goodman with a 4-yard touchdown pass. Goodman's 3-yard touchdown reception with less than two minutes left made the final score of the game 47-35.

Russell Athletic Offensive Player: Philadelphia's Dan Raudabaugh

Riddell Defensive Player: Philadelphia's Dwayne Hollis

J Lewis Small AFL Playmaker: Philadelphia's Shaun Kauleinamoku

Cutter's Catch of the Game: Philadelphia's Shaun Kauleinamoku's first quarter 37-yard touchdown catch.

Spalding Highlight of the Game: Philadelphia's Joe Goosby's first quarter onside kick recovery.

SCORING SUMMARY

CLE-PHI

1st	09:53	CLE	TAYLOR, Collin 23 yd pass from AUSTIN, Shane (TREVINO, Adrian kick) 8 plays, 45 yards, TOP 5:07	7 - 0
	05:57	PHI	KAULEINAMOKU, S 15 yd pass from RAUDABAUGH, Dan (FREVERT, Tommy kick failed) 5 plays, 40 yards, TOP 3:15	7 - 6
	02:37	CLE	TAYLOR, Collin 19 yd pass from AUSTIN, Shane (TREVINO, Adrian kick) 5 plays, 48 yards, TOP 2:39	14 - 6
	01:07	PHI	KAULEINAMOKU, S 37 yd pass from RAUDABAUGH, Dan (FREVERT, Tommy kick) 1 play, 37 yards, TOP 0:46	14 - 13
2nd	08:43	PHI	FREVERT, Tommy 24 yd field goal 9 plays, 22 yards, TOP 6:41	14 - 16
	04:34	PHI	TAGGART, Tommy 1 yd run (FREVERT, Tommy kick) 3 plays, 30 yards, TOP 1:56	14 - 23
	00:09	PHI	KAULEINAMOKU, S 4 yd pass from RAUDABAUGH, Dan (FREVERT, Tommy kick) 4 plays, 20 yards, TOP 0:39	14 - 30
3rd	13:36	PHI	THOMAS, Marco 29 yd pass from RAUDABAUGH, Dan (FREVERT, Tommy kick) 2 plays, 29 yards, TOP 1:24	14 - 37
	01:31	CLE	TAYLOR, Collin 22 yd pass from AUSTIN, Shane (TREVINO, Adrian kick) 5 plays, 38 yards, TOP 2:49	21 - 37
4th	14:12	PHI	FREVERT, Tommy 20 yd field goal 4 plays, 5 yards, TOP 1:58	21 - 40
	11:09	PHI	HOLLIS, Dwayne 31 yd interception return (FREVERT, Tommy kick)	21 - 47
	04:04	CLE	GOODMAN, Domini 4 yd pass from DIEKER, Chris (GOODMAN, Domini pass from DIEKER, Chris) 9 plays, 45 yards, TOP 6:02	29 - 47
	01:17	CLE	GOODMAN, Domini 3 yd pass from DIEKER, Chris (DIEKER, Chris pass intcpt) 4 plays, 15 yards, TOP 1:59	35 - 47

RUSHING	NO.	GAIN	LOSS	NET	TD	LG	AVG.
TAGGART, Tommy	8	26	0	26	1	13	3.2
KAULEINAMOKU, S	1	0	1	-1	0	0	-1.0
Totals...	9	26	1	25	1	13	2.8

PASSING	CMP-ATT-INT	YDS	TD	LONG	SACK
RAUDABAUGH, Dan	16-28-1	190	4	37	0
Totals...	16-28-1	190	4	37	0

RECEIVING	NO.	YDS	TD	LG
KAULEINAMOKU, S	8	108	3	37
MCDANIEL, Ryan	4	24	0	11
THOMAS, Marco	2	36	1	29
TAGGART, Tommy	2	22	0	17
Totals...	16	190	4	37

ALL RETURNS	MFG			KICKOFFS			INTERCEPT		
	NO	YDS	LG	NO	YDS	LG	NO	YDS	LG
HOLLIS, Dwayne	0	0	0	0	0	0	2	45	31
STEVENSON, LaRi	0	0	0	3	37	15	2	15	13
Totals...	0	0	0	3	37	15	4	60	31

ALL PURPOSE	RUSH	RCV	KR	FGR	IR	TOTAL
KAULEINAMOKU, S	-1	108	0	0	0	107
STEVENSON, LaRi	0	0	37	0	15	52
TAGGART, Tommy	26	22	0	0	0	48
HOLLIS, Dwayne	0	0	0	0	45	45
THOMAS, Marco	0	36	0	0	0	36
MCDANIEL, Ryan	0	24	0	0	0	24
Totals...	25	190	37	0	60	312

FIELD GOAL ATTEMPTS

FREVERT, Tommy	2nd	08:43	24 yards	Good
FREVERT, Tommy	4th	14:12	20 yards	Good

KICKOFFS	NO.	YDS	TB	OB	AVG.
FREVERT, Tommy	8	457	5	0	57.1

AMERICAN CONFERENCE CHAMPIONSHIP

Jacksonville Sharks @ Philadelphia Soul
August 23, 2015

SCORES	1	2	3	4	FINAL
Jacksonville	14	14	14	19	61
Philadelphia	7	7	21	21	56

TEAM TOTALS	JAX	PHI
FIRST DOWNS	17	26
Rushing	1	1
Passing	13	20
Penalty	3	5
NET YARDS RUSHING	23	8
Rushing Attempts	7	3
Average Per Rush	3.3	2.7
Rushing Touchdowns	1	1
NET YARDS PASSING	231	373
Completions-Attempts-Int	15-29-1	34-45-2
Average Per Attempt	8.0	8.3
Average Per Completion	15.4	11.0
Passing Touchdowns	8	7
TOTAL OFFENSE YARDS	254	381
Total offense plays	37	49
Average Gain Per Play	6.9	7.8
Fumbles: Number-Lost	0-0	2-1
Penalties: Number-Yards	8-54	8-59
KICKOFFS-YARDS	10-565	5-283
Average Yards Per Kickoff	56.5	56.6
Net Yards Per Kickoff	44.6	42.0
Touchbacks	4	1
MFG Returns: Number-Yards-TD	1-5-0	0-0-0
Average Per Return	5.0	0.0
Kickoff returns: Number-Yds-TD	5-73-0	6-119-0
Average Per Return	14.6	19.8
Interceptions: Number-Yds-TD	2-19-0	1-0-0
Fumble Returns: Number-Yds-TD	1-0-0	0-0-0
Miscellaneous Yards	0	2
Possession Time	29:55	30:05
1st Quarter	9:50	5:10
2nd Quarter	3:16	11:44
3rd Quarter	7:52	7:08
4th Quarter	8:57	6:03
Third-Down Conversions	4 of 5	4 of 7
Fourth-Down Conversions	0 of 0	1 of 1
Red-Zone Scores-Chances	4-5	4-5
Sacks By: Number-Yards	1-4	1-7
PAT Kicks	7-8	8-8
2-Point drop-kick PATs	0-0	0-0
Field Goals	0-1	0-1
4-Point drop kick FGs	0-0	0-0
Touchdowns (Rush-Pass-Return)	1-8-0	1-7-0

Kickoff time: 5:07 • End of Game: 7:58 • Total elapsed time: 2:51

Referee: Joe Pester • Umpire: Roger Stewart • Linesman: Marc Bovas • Line judge: Jeff Johnson • Back judge: Kevin Keiser • Scorer: Mike Sullivan

JACKSONVILLE ENDS PHILADELPHIA'S SEASON WITH 61-56 VICTORY

PHILADELPHIA (August 23, 2015) - The Philadelphia Soul (16-4) attempted to take the lead with two seconds remaining with Dan Raudabaugh's 14-yard pass into the end zone, but was intercepted by Jacksonville (12-8) leaving the final score 61-56 in front of 9,378 fans on the Rothman Field at the Wells Fargo Center on Sunday night. The Jacksonville Sharks were awarded 2015 American Conference Champions, and will proceed to face the San Jose SaberCats in ArenaBowl XXVIII.

"It's going to be an uphill battle facing a football team like that," Soul Head Coach Clint Dolezel said. "We had a chance to win there at the end, we had it in our hands and that's all we could have asked."

Marco Thomas led the Soul receivers with 12 catches for 147 yards and four touchdowns. Shaun Kauleinamoku had 10 receptions for 149 yards and one touchdown, while Ryan McDaniel had eight receptions for 78 yards and one touchdown. Lonnie Outlaw added three receptions for three yards and one touchdown.

Dan Raudabaugh finished the night completing 34-of-45 passes for 377 yards, seven touchdowns and two interceptions. Russell Athletic Player of the Game, Tommy Grady completed 15-of-29 passes for 238 yards, eight touchdowns and one interception.

Joe Hills led the Sharks' receiving core with five receptions for 55 yards and five touchdowns, while London Crawford added six catches for 94 yards and one touchdown.

Beau Bell led the defense with 5.0 total tackles and one sack for a loss of seven yards, while James Romain had 4.0 total tackles and 3.0 pass breakups. LaRico Stevenson added one interception.

After winning the toss, the Soul deferred and kicked off to the Sharks to start the game. Tiger Jones scored the first touchdown of the game when Tommy Grady hit him with a 30-yard touchdown pass. When the Soul gained possession, Dan Raudabaugh had a powerful 32-yard touchdown pass to Shaun Kauleinamoku, which brought the score to a tie 7-7 with 8:46 left in the quarter. The Sharks once again gained a lead 14-7 with 4:26 in the first quarter after Grady connected with London Crawford for 3 yards. Shark's quickly reclaimed possession when Terrance Smith recovered Philadelphia's fumble. Jones caught a 21-yard pass, which ended the first quarter with a Jacksonville lead, 21-7.

Philadelphia opened up the second quarter, with an interception by LaRoche Jackson. LaRico Stevenson responded right back with a pick off in the end zone. With 5:54 left in the half, McDaniel rushed a 3-yard touchdown, which closed the Shark's lead 21-14. The Sharks retaliated when Grady connected with Joe Hills for an 11-yard touchdown with 3:14 left in the first half. Jacksonville ended the first half with a 28-14 lead.

Only two minutes into the second half, Thomas scored his first touchdown of the game to lessen Jacksonville's lead 28-21. Despite Beau Bell's impressive sack against Grady, he completed a pass to Hills for a 5-yard touchdown with 9:01 left in the third quarter. Philadelphia quickly responded when Raudabaugh once again connected with Thomas for his second touchdown of the quarter. With 4:07 left in the third quarter, Grady completed a 25-yard touchdown pass to Hills. The Soul continued to fight when Thomas decreased the Sharks lead for the third time this quarter with an 8-yard touchdown pass. Philadelphia trailed Jacksonville 42-35 going into the fourth quarter.

The Sharks opened up the final quarter, and with 10:32 left in the game, Grady connected with Hills for a 3-yard touchdown. The Soul quickly counterattacked when Raudabaugh completed a 26-yard touchdown pass to Ryan McDaniel. The Sharks scored again with 6:19 left in the game, and lead the Soul 55-42. Philadelphia didn't give up, and retaliated when Raudabaugh connected with Lonnie Outlaw for a 9-yard touchdown. The Soul trailed the Sharks 55-49 with 2:21 left in the game. Grady made a 1-yard rushing touchdown, which put them farther in the lead 61-49. With 0:39 left in the game, the Soul continued to fight, when Thomas made his fourth touchdown of the game. Jacksonville attempted to strengthen their lead with a field goal, which was no good. The Soul attempted to tie up the game with 0:02 left, but Jackson intercepted the ball in the last second of the game. The Soul ended their season with a final score of 61-56, and the American Conference Championship was awarded to the Jacksonville Sharks.

Russell Athletic Offensive Player: Jacksonville's Tommy Grady

Riddell Defensive Player: Jacksonville's Terrance Smith

J Lewis Small AFL Playmaker: Jacksonville's Joe Hills

Cutter's Catch of the Game: Philadelphia's Ryan McDaniel's diving touchdown in the fourth quarter

Spalding Highlight of the Game: Jacksonville's Alvin Ray Jackson's forced fumble recovered by Terrance Smith

SCORING SUMMARY

JAX-PHI

QTR	TIME	TEAM	PLAY DESCRIPTION	SCORE
1st	12:09	JAX	JONES, Anthony 30 yd pass from GRADY, Tommy (RAUCH, Julian kick)	7 - 0
			3 plays, 45 yards, TOP 2:51	
09:37	PHI	PHI	KAULEINAMOKU, S 32 yd pass from RAUDABAUGH, Dan (FREVERT, Tommy kick)	7 - 7
			3 plays, 45 yards, TOP 1:46	
05:06	JAX	JAX	CRAWFORD, Londo 3 yd pass from GRADY, Tommy (RAUCH, Julian kick)	14 - 7
			4 plays, 32 yards, TOP 3:40	
2nd	14:52	JAX	JONES, Anthony 21 yd pass from GRADY, Tommy (RAUCH, Julian kick)	21 - 7
			4 plays, 47 yards, TOP 2:03	
05:54	PHI	PHI	MCDANIEL, Ryan 3 yd run (FREVERT, Tommy kick)	21 - 14
			7 plays, 45 yards, TOP 6:10	
03:57	JAX	JAX	HILLS, Joe 11 yd pass from GRADY, Tommy (RAUCH, Julian kick)	28 - 14
			2 plays, 11 yards, TOP 1:15	
3rd	13:43	PHI	THOMAS, Marco 31 yd pass from RAUDABAUGH, Dan (FREVERT, Tommy kick)	28 - 21
			2 plays, 39 yards, TOP 1:17	
09:01	JAX	JAX	HILLS, Joe 5 yd pass from GRADY, Tommy (RAUCH, Julian kick)	35 - 21
			5 plays, 47 yards, TOP 3:53	
06:53	PHI	PHI	THOMAS, Marco 12 yd pass from RAUDABAUGH, Dan (FREVERT, Tommy kick)	35 - 28
			2 plays, 23 yards, TOP 1:20	
04:07	JAX	JAX	HILLS, Joe 25 yd pass from GRADY, Tommy (RAUCH, Julian kick)	42 - 28
			2 plays, 35 yards, TOP 1:59	
01:32	PHI	PHI	THOMAS, Marco 8 yd pass from RAUDABAUGH, Dan (FREVERT, Tommy kick)	42 - 35
			4 plays, 41 yards, TOP 2:16	
4th	10:32	JAX	HILLS, Joe 3 yd pass from GRADY, Tommy (RAUCH, Julian kick)	49 - 35
			7 plays, 40 yards, TOP 5:21	
08:27	PHI	PHI	MCDANIEL, Ryan 26 yd pass from RAUDABAUGH, Dan (FREVERT, Tommy kick)	49 - 42
			2 plays, 45 yards, TOP 1:18	
06:19	JAX	JAX	HILLS, Joe 11 yd pass from GRADY, Tommy (RAUCH, Julian kick blockd)	55 - 42
			2 plays, 11 yards, TOP 1:24	
02:56	PHI	PHI	OUTLAW, Lonnie 9 yd pass from RAUDABAUGH, Dan (FREVERT, Tommy kick)	55 - 49
			5 plays, 45 yards, TOP 2:49	
00:57	JAX	JAX	GRADY, Tommy 1 yd run (GRADY, Tommy pass failed)	61 - 49
			3 plays, 9 yards, TOP 1:24	
00:39	PHI	PHI	THOMAS, Marco 5 yd pass from RAUDABAUGH, Dan (FREVERT, Tommy kick)	61 - 56
			4 plays, 41 yards, TOP 0:18	

RUSHING	NO.	GAIN	LOSS	NET	TD	LG	AVG.
TAGGART, Tommy	2	5	0	5	0	3	2.5
MCDANIEL, Ryan	1	3	0	3	1	3	3.0
Totals...	3	8	0	8	1	3	2.7

PASSING	CMP-ATT-INT	YDS	TD	LONG	SACK
RAUDABAUGH, Dan	34-45-2	377	7	32	1
TEAM	0-0-0	-4	0	0	0
Totals...	34-45-2	373	7	32	1

RECEIVING	NO.	YDS	TD	LG
THOMAS, Marco	12	147	4	31
KAULEINAMOKU, S	10	149	1	32
MCDANIEL, Ryan	8	78	1	26
OUTLAW, Lonnie	3	3	1	16
TAGGART, Tommy	1	0	0	0
Totals...	34	377	7	32

ALL RETURNS	MFG			KICKOFFS			INTERCEPT		
	NO	YDS	LG	NO	YDS	LG	NO	YDS	LG
STEVENSON, LaRi	0	0	0	6	119	34	1	0	0
Totals...	0	0	0	6	119	34	1	0	0

ALL PURPOSE	RUSH	RCV	KR	FGR	IR	TOTAL
KAULEINAMOKU, S	0	149	0	0	0	149
THOMAS, Marco	0	147	0	0	0	147
STEVENSON, LaRi	0	0	119	0	0	119
MCDANIEL, Ryan	3	78	0	0	0	81
TAGGART, Tommy	5	0	0	0	0	5
OUTLAW, Lonnie	0	3	0	0	0	3
Totals...	8	377	119	0	0	504

FIELD GOAL ATTEMPTS					
FREVERT, Tommy	2nd	00:03	39 yards	Returned	

KICKOFFS	NO.	YDS	TB	OB	AVG.
FREVERT, Tommy	5	283	1	0	56.6

2015 STATISTICS

FINAL STANDINGS - AMERICAN CONFERENCE / EASTERN DIVISION

TEAM	W	L	T	%	PF	PA	HOME	AWAY	DIV	CONF
Philadelphia	15	3	0	.833	1060	823	9-0	6-3	6-0	11-3
Cleveland	8	10	0	.444	953	959	3-6	5-4	3-3	6-8
New Orleans	3	14	1	.194	692	919	3-6	0-8	0-6	2-12

SCORE BY QUARTERS

	1	2	3	4	TOT
Philadelphia Soul	235	277	252	296	1060
Opponents	167	215	176	265	823

SCORE BY QTR

	1	2	3	4	OT	TOTAL
Philadelphia	235	277	252	296	-	1060
Opponents	167	215	176	265	-	823

TEAM STATISTICS

	PHI	OPP
SCORING	1060	823
Points Per Game	58.9	45.7
FIRST DOWNS	373	321
Rushing	41	48
Passing	285	200
Penalty	47	73
RUSHING YARDAGE	354	532
Yards gained rushing	372	557
Yards lost rushing	18	25
Rushing Attempts	133	127
Average Per Rush	2.7	4.2
Average Per Game	19.7	29.6
TDs Rushing	21	25
PASSING YARDAGE	5043	3877
Att-Comp-Int	637-420-13	621-331-24
Average Per Pass	7.9	6.2
Average Per Catch	12.0	11.7
Average Per Game	280.2	215.4
TDs Passing	123	87
TOTAL OFFENSE	5397	4409
Total Plays	780	775
Average Per Play	6.9	5.7
Average Per Game	299.8	244.9
KICK RETURNS: #-Yards	82-1253	110-1836
FG RETURNS: #-Yards	0-0	1-38
INT RETURNS: #-Yards	24-216	13-238
KICK RETURN AVERAGE	15.3	16.7
FG RETURN AVERAGE	0.0	38.0
INT RETURN AVERAGE	9.0	18.3
FUMBLES-LOST	13-10	23-13
PENALTIES-Yards	146-1013	134-896
Average Per Game	56.3	49.8
TIME OF POSSESSION/Game	-30:-17	29:37
3RD-DOWN Conversions	59/114	50/126
3rd-Down Pct	52%	40%
4TH-DOWN Conversions	25/42	22/59
4th-Down Pct	60%	37%
SACKS BY-Yards	27-135	10-56
MISC YARDS	50	49
TOUCHDOWNS SCORED	151	118
FIELD GOALS-ATTEMPTS	4-8	3-7
ON-SIDE KICKS	7-23	4-25
RED-ZONE SCORES	74-88 84%	49-62 79%
RED-ZONE TOUCHDOWNS	71-88 81%	49-62 79%
4-point drop-kick FGs	0-0	0-0
PAT-ATTEMPTS	124-138 90%	94-108 87%
2-point drop-kick PATs	0-0	0-0
ATTENDANCE	69908	89148
Games/Avg Per Game	8/8738	9/9905
Neutral Site Games		1/6514

2015 SCHEDULE

DATE	OPPONENT	RES	SCORE	W-L-T	TIME	ATTEND
Mar 29	@ Orlando	W	70-63	1-0-0	2:48	12765
Apr 04	@ Spokane	W	54-43	2-0-0	2:38	8635
Apr 12	vs JACKSONVILLE	W	63-52	3-0-0	2:49	9043
Apr 18	vs CLEVELAND	W	63-48	4-0-0	2:31	10008
Apr 26	@ New Orleans	W	55-42	5-0-0	2:40	3906
May 02	vs PORTLAND	W	52-35	6-0-0	2:35	7011
May 08	vs ORLANDO	W	62-48	7-0-0	2:33	8633
May 16	@ Jacksonville	L	47-55	7-1-0	2:45	9465
May 23	@ Tampa Bay	W	71-27	8-1-0	2:20	13921
May 30	vs Las Vegas	W	51-43	9-1-0	2:57	6514
Jun 06	vs NEW ORLEANS	W	62-41	10-1-0	2:34	8197
Jun 13	@ Orlando	L	42-45	10-2-0	2:50	10473
Jun 20	@ Los Angeles	W	56-48	11-2-0	2:36	7764
Jun 26	vs TAMPA BAY	W	64-42	12-2-0	2:36	8214
Jul 11	vs CLEVELAND	W	72-56	13-2-0	2:54	8784
Jul 18	@ Jacksonville	L	67-74	13-3-0	3:15	9745
Aug 02	vs NEW ORLEANS	W	61-28	14-3-0	2:34	10018
Aug 08	@ Cleveland	W	48-33	15-3-0	2:38	12474

RUSHING	GP	ATT	GAIN	LOSS	NET	AVG	TD	LONG	AVG/G
TAGGART, Tommy	15	103	317	16	301	2.9	16	25	20.1
RAUDABAUGH, Dan	18	3	21	0	21	7.0	1	14	1.2
GERALDS, Daveri	4	8	15	1	14	1.8	0	4	3.5
MCDANIEL, Ryan	18	6	8	0	8	1.3	1	5	0.4
GOOSBY, Joe	18	8	6	0	6	0.8	3	2	0.3
ROBINSON, Bryan	18	3	4	1	3	1.0	0	3	0.2
METZ, Jake	6	1	1	0	1	1.0	0	1	0.2
OUTLAW, Lonnie	7	1	0	0	0	0.0	0	0	0.0
Total	18	133	372	18	354	2.7	21	25	19.7
Opponents	18	127	557	25	532	4.2	25	32	29.6

PASSING	GP	RATING	CMP-ATT-INT	PCT	YDS	TD	LNG	AVG/G
RAUDABAUGH, Dan	18	122.39	411-620-12	66.3	4992	119	48	277.3
RANDALL, Bryan	8	116.41	9-16-0	56.2	107	4	30	13.4
MCDANIEL, Ryan	18	0.00	0-1-1	0.0	0	0	0	0.0
TEAM	10	39.58	0-0-0	0.0	-56	0	0	-5.6
Total	18	121.09	420-637-13	65.9	5043	123	48	280.2
Opponents	18	91.44	331-621-24	53.3	3877	87	45	215.4

RECEIVING	GP	NO.	YDS	AVG	TD	LONG	AVG/G
THOMAS, Marco	17	155	1772	11.4	40	48	104.2
MCDANIEL, Ryan	18	114	1277	11.2	29	30	70.9
KAULEINAMOKU, S	14	70	1035	14.8	21	46	73.9
BINFORD, Harvey	7	24	412	17.2	7	46	58.9
OUTLAW, Lonnie	7	17	235	13.8	7	35	33.6
BOYCE, Xavier	9	15	177	11.8	6	25	19.7
SMITH, Adam	17	14	114	8.1	9	17	6.7
TAGGART, Tommy	15	9	65	7.2	4	14	4.3
TIVIS, Neal	17	2	12	6.0	0	11	0.7
Total	18	420	5099	12.1	123	48	283.3
Opponents	18	331	4012	12.1	87	45	222.9

FG RETURNS	NO.	YDS	AVG	TD	LONG
Total	0	0	0.0	0	0
Opponents	1	38	38.0	0	38

INTERCEPTIONS	NO.	YDS	AVG	TD	LONG
ROMAIN, James	10	100	10.0	1	43
STEVENSON, LaRi	5	45	9.0	0	20
RICHARDSON, Ken	5	56	11.2	2	46
GOOSBY, Joe	2	7	3.5	1	6
ROBINSON, Bryan	1	6	6.0	0	6
HOLLIS, Dwayne	1	2	2.0	0	2
Total	24	216	9.0	4	46
Opponents	13	238	18.3	2	52

KICK RETURNS	NO.	YDS	AVG	TD	LONG
STEVENSON, LaRi	44	801	18.2	0	40
ROMAIN, James	20	351	17.5	0	40
KAULEINAMOKU, S	8	79	9.9	0	18
BOYCE, Xavier	3	1	0.3	0	1
HOLLIS, Dwayne	2	22	11.0	0	16
MCDANIEL, Ryan	2	-2	-1.0	0	0
OUTLAW, Lonnie	2	0	0.0	0	0
GOOSBY, Joe	1	1	1.0	0	1
Total	82	1253	15.3	0	40
Opponents	110	1836	16.7	4	56

FUMBLE RETURNS	NO.	YDS	AVG	TD	LONG
RICHARDSON, Ken	2	7	3.5	0	5
ROBINSON, Bryan	1	34	34.0	1	34
BOYCE, Xavier	1	17	17.0	1	0
BELL, Beau	1	4	4.0	0	4
SMITH, Adam	0	0	0.0	1	0
Total	5	62	12.4	3	34
Opponents	2	11	5.5	0	9

SCORING	TD	FGS	PATS KICK	RUSH	RCV	PASS	2PT	SAF	POINTS
THOMAS, Marco	40	0-0	0-0	1-1	0	0-0	0	0	242
MCDANIEL, Ryan	30	0-0	0-0	2-3	0	0-1	0	0	184
FREVERT, Tommy	0	4-8	124-137	0-0	0	0-0	0	0	136
KAULEINAMOKU, S	21	0-0	0-0	0-0	0	0-0	0	0	126
TAGGART, Tommy	20	0-0	0-0	0-1	0	0-0	0	0	120
SMITH, Adam	10	0-0	0-0	0-0	2	0-0	0	0	64
BOYCE, Xavier	7	0-0	0-0	0-0	1	0-0	0	0	44
BINFORD, Harvey	7	0-0	0-0	0-0	0	0-0	0	0	42
OUTLAW, Lonnie	7	0-0	0-0	0-0	0	0-0	0	0	42
GOOSBY, Joe	4	0-0	0-0	1-0	0	0-0	0	0	26
RICHARDSON, Ken	2	0-0	0-0	0-0	0	0-0	0	0	12
ROMAIN, James	1	0-0	0-0	1-0	0	0-0	0	0	8
ROBINSON, Bryan	1	0-0	0-0	0-0	0	0-0	0	1	8
RAUDABAUGH, Dan	1	0-0	0-0	0-0	0	3-5	0	0	6
MARTINEZ, Carlo	0	0-0	0-1	0-0	0	0-0	0	0	0
TEAM	0	0-0	0-0	0-2	0	0-0	0	0	0
Total	151	4-8	124-138	5-7	3	3-6	0	1	1060
Opponents	118	3-7	94-108	3-2	2	2-8	0	1	823

DEFENSIVE LEADERS	GP	TACKLES SOLO	AST	TOT	TFL/YDS	SACKS NO-YDS	PASS DEFENSE INT-YDS	BRUP	QBH	FUMBLES RCV-YDS	FF	BLKD KICK	SAF
STEVENSON, LaRi	17	78	8	82.0	.	.	5-45	5	.	1-0	.	.	.
ROMAIN, James	18	64	10	69.0	1.0-3	.	10-100	29	.	3	.	.	.
GOOSBY, Joe	18	56	25	68.5	.	.	2-7	4	.	5	1	.	.
RICHARDSON, Ken	16	54	14	61.0	1.0-4	.	5-56	13	.	4-7	.	.	.
HOLLIS, Dwayne	13	32	6	35.0	.	.	1-2	5	.	1-0	1	.	.
ROBINSON, Bryan	18	23	8	27.0	12.0-58	9.0-52	1-6	2	2	2-34	1	1	1
BELL, Beau	11	18	13	24.5	6.0-36	4.5-24	.	2	3	2-4	1	1	.
LAWRENCE, Justi	18	10	8	14.0	5.5-18	2.0-10	.	2	3	1-0	2	1	.
FREEMAN, Brando	8	13	2	14.0	2.0-6	.	.	4
SCOTT, Padric	14	8	4	10.0	2.5-8	3.0-7	.	1	.	.	.	1	.
JENNINGS, Teddy	6	5	10	10.0	6.0-22	6.0-20	.	1	1	.	3	.	.
FREVERT, Tommy	17	10	.	10.0	1	.	.
METZ, Jake	6	7	2	8.0	0.5-2	0.5-2
BOYCE, Xavier	9	6	3	7.5	1-17	.	.	.
BINFORD, Harvey	7	5	2	6.0
YOUNG, Curtis	6	4	3	5.5	1.5-12	1.0-11	1	.	.
BOSTIC, Caleb	6	5	.	5.0	1.0-9	1.0-9	.	.	.	1-0	1	.	.
MCDANIEL, Ryan	18	3	2	4.0
OUTLAW, Lonnie	7	3	1	3.5
TAGGART, Tommy	15	3	.	3.0
SMITH, Adam	17	3	.	3.0
GRANT, Uriah	2	2	.	2.0	1
RANDALL, Bryan	8	1	2	2.0
THOMAS, Marco	17	2	.	2.0
KAULEINAMOKU, S	14	1	1	1.5
BREEN, Shannon	17	1	.	1.0
Total	18	417	124	479.0	39-178	27-135	24-216	68	10	13-62	19	5	1
Opponents	18	431	146	504.0	20-72	10-56	13-238	56	8	10-11	9	3	1

TOTAL OFFENSE	G	PLAYS	RUSH	PASS	TOTAL	AVG/G
RAUDABAUGH, Dan	18	623	21	4992	5013	278.5
TAGGART, Tommy	15	103	301	0	301	20.1
RANDALL, Bryan	8	16	0	107	107	13.4
GERALDS, Daveri	4	8	14	0	14	3.5
MCDANIEL, Ryan	18	7	8	0	8	0.4
GOOSBY, Joe	18	8	6	0	6	0.3
ROBINSON, Bryan	18	3	3	0	3	0.2
METZ, Jake	6	1	1	0	1	0.2
TEAM	10	0	0	-56	-56	-5.6
Total	18	770	354	5043	5397	299.8
Opponents	18	748	532	3877	4409	244.9

FIELD GOALS	FGM-FGA	%	1-19	20-29	30-39	40-49	50-99	LG	BLK
FREVERT, Tommy	4-8	50.0	0-0	3-4	1-3	0-0	0-1	32	0

KICKOFFS	NO.	YDS	AVG	TB	OB	RETN	NET	YDLN
FREVERT, Tommy	141	7700	54.6	44	4	-	-	-
RANDALL, Bryan	8	255	31.9	0	1	-	-	-
KAULEINAMOKU, S	1	26	26.0	0	0	-	-	-
Total	150	7981	53.2	44	5	1836	39.5	10
Opponents	115	6165	53.6	33	9	1253	41.3	8

ALL PURPOSE	G	RUSH	REC	FG	KOR	IR	TOT	AVG/G
THOMAS, Marco	17	0	1772	0	0	0	1772	104.2
MCDANIEL, Ryan	18	8	1277	0	-2	0	1283	71.3
KAULEINAMOKU, S	14	0	1035	0	79	0	1114	79.6
STEVENSON, LaRi	17	0	0	0	801	45	846	49.8
ROMAIN, James	18	0	0	0	351	100	451	25.1
BINFORD, Harvey	7	0	412	0	0	0	412	58.9
TAGGART, Tommy	15	301	65	0	0	0	366	24.4
OUTLAW, Lonnie	7	0	235	0	0	0	235	33.6
BOYCE, Xavier	9	0	177	0	1	0	178	19.8
SMITH, Adam	17	0	114	0	0	0	114	6.7
RICHARDSON, Ken	16	0	0	0	0	56	56	3.5
HOLLIS, Dwayne	13	0	0	0	22	2	24	1.8
RAUDABAUGH, Dan	18	21	0	0	0	0	21	1.2
GERALDS, Daveri	4	14	0	0	0	0	14	3.5
GOOSBY, Joe	18	6	0	0	1	7	14	0.8
TIVIS, Neal	17	0	12	0	0	0	12	0.7
ROBINSON, Bryan	18	3	0	0	0	6	9	0.5
METZ, Jake	6	1	0	0	0	0	1	0.2
Total	18	354	5099	0	1253	216	6922	384.6
Opponents	18	532	4012	38	1836	238	6656	369.8

2015 STATISTICS

INDIVIDUAL GAME HIGHS

Rushes	11	TAGGART, Tommy at New Orleans VooDoo (Apr 26, 2015)
		TAGGART, Tommy vs New Orleans VooDoo (Aug 02, 2015)
Yards Rushing	47	TAGGART, Tommy at New Orleans VooDoo (Apr 26, 2015)
TD Rushes	3	TAGGART, Tommy at New Orleans VooDoo (Apr 26, 2015)
		GOOSBY, Joe at Tampa Bay Storm (May 23, 2015)
		TAGGART, Tommy vs New Orleans VooDoo (Aug 02, 2015)
Long Rush	25	TAGGART, Tommy at Los Angeles KISS (Jun 20, 2015)
Pass attempts	48	RAUDABAUGH, Dan at Orlando Predators (Mar 29, 2015)
Pass completions	30	RAUDABAUGH, Dan at Orlando Predators (Mar 29, 2015)
Yards Passing	422	RAUDABAUGH, Dan at Orlando Predators (Mar 29, 2015)
TD Passes	9	RAUDABAUGH, Dan vs New Orleans VooDoo (Jun 06, 2015)
Long Pass	48	RAUDABAUGH, Dan vs Cleveland Gladiators (Apr 18, 2015)
Receptions	14	THOMAS, Marco at Orlando Predators (Mar 29, 2015)
		THOMAS, Marco at Spokane Shock (Apr 04, 2015)
Yards Receiving	159	THOMAS, Marco vs Orlando Predators (May 08, 2015)
TD Receptions	5	MCDANIEL, Ryan vs Jacksonville Sharks (Apr 12, 2015)
		THOMAS, Marco vs Las Vegas Outlaws (May 30, 2015)
Long Reception	48	THOMAS, Marco vs Cleveland Gladiators (Apr 18, 2015)
Field Goals	2	FREVERT, Tommy vs Orlando Predators (May 08, 2015)
Long Field Goal	32	FREVERT, Tommy vs Portland Thunder (May 02, 2015)
Long MFG Return	0	
Long Kickoff Return	40	ROMAIN, James vs New Orleans VooDoo (Jun 06, 2015)
		STEVENSON, LaRi at Jacksonville Sharks (Jul 18, 2015)
		STEVENSON, LaRi vs New Orleans VooDoo (Aug 02, 2015)
Tackles	9.0	STEVENSON, LaRi at New Orleans VooDoo (Apr 26, 2015)
Sacks	2.0	ROBINSON, Bryan at New Orleans VooDoo (Apr 26, 2015)
		SCOTT, Padric vs Orlando Predators (May 08, 2015)
		ROBINSON, Bryan at Tampa Bay Storm (May 23, 2015)
		JENNINGS, Teddy at Los Angeles KISS (Jun 20, 2015)
		JENNINGS, Teddy vs Tampa Bay Storm (Jun 26, 2015)
Tackles For Loss	2.5	LAWRENCE, Justi at Spokane Shock (Apr 04, 2015)
		JENNINGS, Teddy vs Tampa Bay Storm (Jun 26, 2015)
Interceptions	2	STEVENSON, LaRi vs Orlando Predators (May 08, 2015)
		ROMAIN, James vs New Orleans VooDoo (Jun 06, 2015)

INDIVIDUAL OPPONENT GAME HIGHS

Rushes	9	ROSS, Derrick, vs Jacksonville Sharks (Apr 12, 2015)
		ROSS, Derrick, at Jacksonville Sharks (Jul 18, 2015)
Yards Rushing	79	MORRIS, Bernard, at Orlando Predators (Jun 13, 2015)
TD Rushes	3	MORRIS, Bernard, at Orlando Predators (Jun 13, 2015)
		ROSS, Derrick, at Jacksonville Sharks (Jul 18, 2015)
Long Rush	32	MORRIS, Bernard, at Orlando Predators (Jun 13, 2015)
Pass attempts	42	KENNEDY, Adam, at New Orleans VooDoo (Apr 26, 2015)
		KENNEDY, Adam, vs New Orleans VooDoo (Jun 06, 2015)
Pass completions	27	KENNEDY, Adam, vs New Orleans VooDoo (Jun 06, 2015)
Yards Passing	346	GRADY, Tommy, vs Jacksonville Sharks (Apr 12, 2015)
TD Passes	8	HIPPEARD, Randy, at Orlando Predators (Mar 29, 2015)
		GRADY, Tommy, vs Jacksonville Sharks (Apr 12, 2015)
Long Pass	45	BROWN, Jarrett, at Spokane Shock (Apr 04, 2015)
		GRADY, Tommy, at Jacksonville Sharks (Jul 18, 2015)
Receptions	13	JONES, Anthony, vs Jacksonville Sharks (Apr 12, 2015)
Yards Receiving	239	JONES, Anthony, vs Jacksonville Sharks (Apr 12, 2015)
TD Receptions	5	JONES, Anthony, vs Jacksonville Sharks (Apr 12, 2015)
Long Reception	45	TRUESDELL, Nick, at Spokane Shock (Apr 04, 2015)
		HILLS, Joe, at Jacksonville Sharks (Jul 18, 2015)
Field Goals	2	RAUCH, Julian, at Jacksonville Sharks (May 16, 2015)
Long Field Goal	40	RAUCH, Julian, at Jacksonville Sharks (May 16, 2015)
Long MFG Return	38	INGS, Kendrick, vs Tampa Bay Storm (Jun 26, 2015)
Long Kickoff Return	56	THOMPSON, Bran, vs Orlando Predators (May 08, 2015)
		INGS, Kendrick, at Tampa Bay Storm (May 23, 2015)
		THOMPSON, Bran, at Orlando Predators (Jun 13, 2015)
Tackles	11.0	COOK, Emanuel, at Orlando Predators (Jun 13, 2015)
Sacks	1.0	SYKES, Joe, vs Jacksonville Sharks (Apr 12, 2015)
		JEAN-BAPTISTE, N, vs Jacksonville Sharks (Apr 12, 2015)
		GEATHERS, Jerem, vs Orlando Predators (May 08, 2015)
		SYKES, Joe, at Jacksonville Sharks (May 16, 2015)
		JACKSON, Dexter, at Tampa Bay Storm (May 23, 2015)
		LEWIS, Mike, vs Las Vegas Outlaws (May 30, 2015)
		MCGINNIS, Willi, vs Cleveland Gladiators (Jul 11, 2015)
		ALSTON, Mike, at Cleveland Gladiators (Aug 08, 2015)
		COLLING, Randy, at Cleveland Gladiators (Aug 08, 2015)
Tackles For Loss	2.0	SYKES, Joe, vs Jacksonville Sharks (Apr 12, 2015)
		JEAN-BAPTISTE, N, vs Jacksonville Sharks (Apr 12, 2015)
Interceptions	2	REID, Greg, at Jacksonville Sharks (Jul 18, 2015)

TEAM GAME HIGHS

Rushes	11	at New Orleans VooDoo (Apr 26, 2015)
		vs New Orleans VooDoo (Aug 02, 2015)
Yards Rushing	47	at New Orleans VooDoo (Apr 26, 2015)
Yards Per Rush	5.8	at Orlando Predators (Mar 29, 2015)
TD Rushes	3	at New Orleans VooDoo (Apr 26, 2015)
		at Tampa Bay Storm (May 23, 2015)
		at Jacksonville Sharks (Jul 18, 2015)
		vs New Orleans VooDoo (Aug 02, 2015)
Pass attempts	48	at Orlando Predators (Mar 29, 2015)
Pass completions	30	at Orlando Predators (Mar 29, 2015)
Yards Passing	422	at Orlando Predators (Mar 29, 2015)
Yards Per Pass	11.7	vs New Orleans VooDoo (Jun 06, 2015)
TD Passes	9	vs New Orleans VooDoo (Jun 06, 2015)
Total Plays	56	at Spokane Shock (Apr 04, 2015)
Total Offense	451	at Orlando Predators (Mar 29, 2015)
Yards Per Play	10.4	vs New Orleans VooDoo (Jun 06, 2015)
Points	72	vs Cleveland Gladiators (Jul 11, 2015)
Sacks By	4	vs Tampa Bay Storm (Jun 26, 2015)
		vs New Orleans VooDoo (Aug 02, 2015)
First Downs	28	at Orlando Predators (Mar 29, 2015)
Penalties	15	vs Portland Thunder (May 02, 2015)
Penalty Yards	119	at Tampa Bay Storm (May 23, 2015)
Turnovers	3	at Jacksonville Sharks (May 16, 2015)
		at Orlando Predators (Jun 13, 2015)
Interceptions By	3	vs Orlando Predators (May 08, 2015)
		at Tampa Bay Storm (May 23, 2015)
		vs New Orleans VooDoo (Jun 06, 2015)

TEAM OPPONENT GAME HIGHS

Rushes	13	at Orlando Predators (Jun 13, 2015)
Yards Rushing	98	at Orlando Predators (Jun 13, 2015)
Yards Per Rush	13.0	at Tampa Bay Storm (May 23, 2015)
TD Rushes	3	at Spokane Shock (Apr 04, 2015)
		vs Orlando Predators (May 08, 2015)
		at Orlando Predators (Jun 13, 2015)
		at Jacksonville Sharks (Jul 18, 2015)
Pass attempts	42	at New Orleans VooDoo (Apr 26, 2015)
		vs New Orleans VooDoo (Jun 06, 2015)
Pass completions	27	vs New Orleans VooDoo (Jun 06, 2015)
Yards Passing	341	vs Jacksonville Sharks (Apr 12, 2015)
Yards Per Pass	10.4	at Jacksonville Sharks (Jul 18, 2015)
TD Passes	8	at Orlando Predators (Mar 29, 2015)
		vs Jacksonville Sharks (Apr 12, 2015)
Total Plays	50	vs Jacksonville Sharks (Apr 12, 2015)
		at New Orleans VooDoo (Apr 26, 2015)
		vs New Orleans VooDoo (Jun 06, 2015)
Total Offense	373	vs Jacksonville Sharks (Apr 12, 2015)
Yards Per Play	7.9	at Jacksonville Sharks (Jul 18, 2015)
Points	74	at Jacksonville Sharks (Jul 18, 2015)
Sacks By	2	vs Jacksonville Sharks (Apr 12, 2015)
		at Cleveland Gladiators (Aug 08, 2015)
First Downs	23	at New Orleans VooDoo (Apr 26, 2015)
Penalties	13	vs Jacksonville Sharks (Apr 12, 2015)
		at New Orleans VooDoo (Apr 26, 2015)
Penalty Yards	97	vs Jacksonville Sharks (Apr 12, 2015)
Turnovers	5	at Tampa Bay Storm (May 23, 2015)
Interceptions By	2	at Spokane Shock (Apr 04, 2015)
		at Jacksonville Sharks (Jul 18, 2015)

OFFENSE PERFORM BY GAME		RUSHING				RECEIVING				PASSING				KICK RET				FG RET				TOT
DATE	OPP	NO	YDS	TD	LG	NO	YDS	TD	LG	CMP-ATT-INT	YDS	TD	LG	NO	YDS	TD	LG	NO	YDS	TD	LG	OFF
MAR 29	ORLANDO	5	29	0	19	30	422	8	32	30-48-0	422	8	32	5	55	0	16	0	0	0	0	451
APR 04	SPOKANE	9	17	1	4	27	305	6	26	27-47-2	305	6	26	5	77	0	22	0	0	0	0	322
APR 12	JACKSONVILLE	10	13	1	6	21	261	8	41	21-31-1	253	8	41	5	55	0	24	0	0	0	0	266
APR 18	CLEVELAND	6	7	2	2	27	262	7	48	27-36-0	262	7	48	5	83	0	35	0	0	0	0	269
APR 26	NEW ORLEANS	11	47	3	15	18	196	5	30	18-25-1	196	5	30	1	14	0	14	0	0	0	0	243
MAY 02	PORTLAND	6	16	1	4	22	274	6	32	22-38-0	274	6	32	3	30	0	12	0	0	0	0	290
MAY 08	ORLANDO	5	25	0	11	22	323	8	42	22-35-0	319	8	42	6	69	0	30	0	0	0	0	344
MAY 16	JACKSONVILLE	8	17	0	5	29	294	7	31	29-43-1	288	7	31	5	83	0	21	0	0	0	0	305
MAY 23	TAMPA BAY	8	22	3	14	23	270	5	35	23-32-1	262	5	35	3	40	0	22	0	0	0	0	284
MAY 30	LAS VEGAS	8	9	0	4	21	274	7	42	21-31-0	264	7	42	7	123	0	37	0	0	0	0	273
JUN 06	NEW ORLEANS	4	5	0	3	21	339	9	45	21-29-1	339	9	45	6	120	0	40	0	0	0	0	344
JUN 13	ORLANDO	5	19	0	14	28	296	6	34	28-39-1	292	6	34	5	91	0	21	0	0	0	0	311
JUN 20	LOS ANGELES	8	39	1	25	19	268	6	43	19-30-1	268	6	43	3	69	0	33	0	0	0	0	307
JUN 26	TAMPA BAY	5	17	0	6	23	274	8	45	23-39-0	274	8	45	4	38	0	19	0	0	0	0	291
JUL 11	CLEVELAND	7	11	2	5	21	309	8	36	21-30-1	303	8	36	5	56	0	29	0	0	0	0	314
JUL 18	JACKSONVILLE	7	15	3	7	26	305	7	46	26-40-2	305	7	46	9	143	0	40	0	0	0	0	320
AUG 02	NEW ORLEANS	11	24	3	6	22	175	6	19	22-32-1	175	6	19	3	82	0	40	0	0	0	0	199
AUG 08	CLEVELAND	10	22	1	12	20	252	6	46	20-32-0	242	6	46	2	25	0	19	0	0	0	0	264
TOTALS		133	354	21	25	420	5099	123	48	420-637-13	5043	123	48	82	1253	0	40	0	0	0	0	5397
OPPONENT		127	532	25	32	331	4012	87	45	331-621-24	3877	87	45	110	1836	4	56	1	38	0	38	4409

DEFENSE PERFORM BY GAME		TACKLES			SACKS		FUMBLES			PASS	BLKD	KICKS	XPTS			TOT	
DATE	OPP	SOLO	AST	TOT	TFL-YDS	NO-YDS	FF	FR-YDS	INT-YDS	QBH	BRK	KICK	ATT-MDE	RUN	RCV	SAF	PTS
MAR 29	ORLANDO	20	14	27.0	4.0-26	1.0-9	1	1-17	1-30	0	0	0	1-0	3	2	0	70
APR 04	SPOKANE	20	2	21.0	3.0-11	1.0-6	0	1-0	2-3	0	2	0	7-6	0	0	0	54
APR 12	JACKSONVILLE	28	10	33.0	2.0-9	1.0-5	1	1-0	0-0	0	1	1	9-9	0	0	0	63
APR 18	CLEVELAND	23	6	26.0	0.0-0	0.0-0	1	0-0	0-0	0	5	0	9-9	0	0	0	63
APR 26	NEW ORLEANS	30	6	33.0	2.0-12	2.0-12	0	0-0	2-29	2	5	0	8-7	0	0	0	55
MAY 02	PORTLAND	20	4	22.0	2.0-3	0.0-0	1	1-0	1-0	0	4	0	7-7	0	0	0	52
MAY 08	ORLANDO	27	0	27.0	4.0-11	3.0-5	1	1-0	3-37	0	2	0	8-8	0	0	0	62
MAY 16	JACKSONVILLE	19	12	25.0	1.0-11	1.0-11	2	0-0	0-0	0	8	0	6-5	0	0	0	47
MAY 23	TAMPA BAY	19	0	19.0	2.0-13	2.0-13	2	2-4	3-59	4	3	1	10-9	1	0	0	71
MAY 30	LAS VEGAS	22	4	24.0	1.0-7	1.0-7	0	0-0	2-9	0	5	0	7-6	0	0	0	51
JUN 06	NEW ORLEANS	34	2	35.0	1.0-6	1.0-6	1	0-0	3-1	0	2	1	8-8	0	0	0	62
JUN 13	ORLANDO	29	8	33.0	0.0-0	0.0-0	1	0-0	2-0	1	4	0	5-4	0	1	0	42
JUN 20	LOS ANGELES	26	2	27.0	3.0-11	3.0-8	0	0-0	1-46	0	4	0	8-8	0	0	0	56
JUN 26	TAMPA BAY	18	10	23.0	5.0-23	4.0-20	1	1-34	1-0	0	4	0	9-8	0	0	1	64
JUL 11	CLEVELAND	24	12	30.0	2.0-6	2.0-6	1	1-2	1-0	0	7	1	10-10	1	0	0	72
JUL 18	JACKSONVILLE	19	14	26.0	1.0-1	0.0-0	2	2-5	0-0	0	5	0	10-7	0	0	0	67
AUG 02	NEW ORLEANS	24	4	26.0	4.0-16	4.0-16	3	1-0	2-2	0	3	0	9-7	0	0	0	61
AUG 08	CLEVELAND	15	14	22.0	2.0-12	1.0-11	1	1-0	0-0	3	4	1	7-6	0	0	0	48
TOTALS		417	124	479	39-178	27-135	19	13-62	24-216	10	68	5	138-124	5	3	1	1060
OPPONENT		431	146	504	20-72	10-56	9	10-11	13-238	8	56	3	108-94	3	2	1	823

KICKING PERFORM BY GAME		FIELD GOALS			LG	BLKD	NO	YDS	AVG	TB	OB
DATE	OPP	ATT-MADE									
MAR 29	ORLANDO	0-0			0	0	9	281	31.2	0	1
APR 04	SPOKANE	0-0			0	0	8	433	54.1	1	0
APR 12	JACKSONVILLE	1-0			0	0	8	451	56.4	5	0
APR 18	CLEVELAND	0-0			0	0	8	453	56.6	1	0
APR 26	NEW ORLEANS	1-0			0	0	8	451	56.4	4	0
MAY 02	PORTLAND	1-1			32	0	7	381	54.4	0	0
MAY 08	ORLANDO	2-2			25	0	9	504	56.0	5	1
MAY 16	JACKSONVILLE	0-0			0	0	6	278	46.3	0	1
MAY 23	TAMPA BAY	0-0			0	0	11	618	56.2	3	0
MAY 30	LAS VEGAS	1-1			29	0	8	446	55.8	2	0
JUN 06	NEW	0-0			0	0	9	502	55.8	4	0
JUN 13	ORLANDO	0-0			0	0	5	283	56.6	0	0
JUN 20	LOS ANGELES	0-0			0	0	7	399	57.0	3	0
JUN 26	TAMPA BAY	1-0			0	0	8	452	56.5	5	0
JUL 11	CLEVELAND	0-0			0	0	12	665	55.4	4	0
JUL 18	JACKSONVILLE	1-0			0	0	9	416	46.2	2	1
AUG 02	NEW ORLEANS	0-0			0	0	10	555	55.5	2	1
AUG 08	CLEVELAND	0-0			0	0	8	413	51.6	3	0
TOTALS		8-4			32	0	150	7981	53.2	44	5
OPPONENT		7-3			40	0	115	6165	53.6	33	9

2015 STATISTICS

PHILADELPHIA / OPPONENT		FIRST DOWNS					RUSHING		PASSING		TOT OFF		RET	
DATE	OPP	SCORE	TOT	RSH	PASS	PEN	NO-YDS	CMP-ATT-INT	YDS	PLYS-YDS	YDS	TO		
MAR 29	ORLANDO	70-63	28/18	1/1	22/14	5/3	5-29/8-11	30-48-0/20-25-1	422/224	53-451/33-235	102/73	2/2		
APR 04	SPOKANE	54-43	21/14	3/4	18/7	0/3	9-17/8-47	27-47-2/10-25-2	305/132	56-322/33-179	80/151	2/3		
APR 12	JACKSONVILLE	63-52	18/22	1/3	15/15	2/4	10-13/9-32	21-31-1/26-41-0	253/341	41-266/50-373	55/78	2/1		
APR 18	CLEVELAND	63-48	25/21	2/3	17/15	6/3	6-7/5-16	27-36-0/22-35-0	262/298	42-269/40-314	83/122	0/0		
APR 26	NEW ORLEANS	55-42	19/23	5/2	10/15	4/6	11-47/8-24	18-25-1/24-42-2	196/259	36-243/50-283	43/77	1/2		
MAY 02	PORTLAND	52-35	18/18	1/0	14/10	3/8	6-16/4--1	22-38-0/17-38-1	274/169	44-290/42-168	30/154	0/2		
MAY 08	ORLANDO	62-48	17/18	2/3	12/13	3/2	5-25/9-70	22-35-0/21-40-3	319/208	40-344/49-278	106/79	0/4		
MAY 16	JACKSONVILLE	47-55	20/14	1/1	17/9	2/4	8-17/7-10	29-43-1/18-35-0	288/176	51-305/42-186	83/105	3/0		
MAY 23	TAMPA BAY	71-27	20/13	4/1	15/6	1/6	8-22/1-13	23-32-1/12-34-3	262/120	40-284/35-133	103/178	1/5		
MAY 30	LAS VEGAS	51-43	22/17	1/3	17/13	4/1	8-9/4-49	21-31-0/18-35-2	264/254	39-273/39-303	132/124	1/2		
JUN 06	NEW ORLEANS	62-41	22/19	1/3	16/11	5/5	4-5/8-11	21-29-1/27-42-3	339/264	33-344/50-275	121/103	1/3		
JUN 13	ORLANDO	42-45	20/19	2/7	16/10	2/2	5-19/13-98	28-39-1/17-33-2	292/174	44-311/46-272	91/120	3/2		
JUN 20	LOS ANGELES	56-48	18/17	2/2	14/11	2/4	8-39/8-30	19-30-1/18-33-1	268/233	38-307/41-263	115/136	1/1		
JUN 26	TAMPA BAY	64-42	20/17	2/3	17/10	1/4	5-17/6-14	23-39-0/14-31-1	274/233	44-291/37-247	72/88	0/2		
JUL 11	CLEVELAND	72-56	21/20	2/4	18/13	1/3	7-11/7-61	21-30-1/19-39-1	303/222	37-314/46-283	58/174	2/2		
JUL 18	JACKSONVILLE	67-74	24/20	4/3	17/13	3/4	7-15/11-15	26-40-2/18-29-0	305/301	47-320/40-316	148/124	2/2		
AUG 02	NEW ORLEANS	61-28	20/12	5/2	14/5	1/5	11-24/4-16	22-32-1/14-31-2	175/104	43-199/35-120	84/127	1/3		
AUG 08	CLEVELAND	48-33	20/19	2/3	16/10	2/6	10-22/7-16	20-32-0/16-33-0	242/165	42-264/40-181	25/110	1/1		
TOTALS		1060-823	373/321	41/48	285/200	47/73	133-354/127-532	420-637-13/331-621-24	5043/3877	770-5397/748-4409	1531/2123	23/37		

PHILADELPHIA / OPPONENT		3RD DWN		4TH DWN		TIME OF		TOP		AVG		AVG		PENALTIES	
DATE	OPP	CONV	CONV	POSS	MARGN	YDS/RUSH	YDS/PASS	YDS/PLAY	NO-YDS						
MAR 29	ORLANDO	3-7/1-3	4-4/0-1	37:11/22:49	14:22	5.8/1.4	8.8/9.0	8.5/7.1	9-52/8-39						
APR 04	SPOKANE	4-9/2-6	2-4/0-1	35:42/24:18	11:24	1.9/5.9	6.5/5.3	5.8/5.4	9-68/6-34						
APR 12	JACKSONVILLE	5-9/6-10	1-1/2-4	28:38/31:22	-2:44	1.3/3.6	8.2/8.3	6.5/7.5	6-34/13-97						
APR 18	CLEVELAND	4-6/3-6	2-2/1-3	31:08/28:52	2:16	1.2/3.2	7.3/8.5	6.4/7.8	7-35/12-79						
APR 26	NEW ORLEANS	3-5/2-7	0-1/0-3	26:28/33:32	-7:04	4.3/3.0	7.8/6.2	6.8/5.7	12-87/13-86						
MAY 02	PORTLAND	5-8/3-7	1-2/1-3	27:24/32:36	-5:12	2.7/-0.2	7.2/4.4	6.6/4.0	15-72/8-60						
MAY 08	ORLANDO	2-6/7-11	1-3/0-3	28:34/31:26	-2:52	5.0/7.8	9.1/5.2	8.6/5.7	7-50/6-50						
MAY 16	JACKSONVILLE	3-8/5-10	3-5/1-2	30:54/29:06	1:48	2.1/1.4	6.7/5.0	6.0/4.4	4-32/6-38						
MAY 23	TAMPA BAY	1-5/1-7	2-3/2-4	29:57/30:03	0:06	2.8/13.0	8.2/3.5	7.1/3.8	12-119/ 2-19						
MAY 30	LAS VEGAS	2-5/1-6	1-2/2-5	32:03/27:57	4:06	1.1/12.2	8.5/7.3	7.0/7.8	7-45/12-69						
JUN 06	NEW ORLEANS	2-3/4-8	0-1/3-4	24:08/35:52	-11:44	1.2/1.4	11.7/6.3	10.4/5.5	9-63/9-58						
JUN 13	ORLANDO	5-8/5-8	0-1/0-2	30:57/29:03	1:54	3.8/7.5	7.5/5.3	7.1/5.9	3-17/3-29						
JUN 20	LOS ANGELES	5-7/3-8	0-1/2-4	30:46/29:14	1:32	4.9/3.8	8.9/7.1	8.1/6.4	8-63/6-55						
JUN 26	TAMPA BAY	3-6/1-5	2-3/3-4	32:12/27:48	4:24	3.4/2.3	7.0/7.5	6.6/6.7	8-48/4-31						
JUL 11	CLEVELAND	3-5/2-6	2-2/1-3	31:09/28:51	2:18	1.6/8.7	10.1/5.7	8.5/6.2	4-21/5-31						
JUL 18	JACKSONVILLE	3-6/1-5	2-2/3-4	29:56/30:04	0:08	2.1/1.4	7.6/10.4	6.8/7.9	10-96/8-54						
AUG 02	NEW ORLEANS	4-6/2-7	1-2/0-4	30:42/29:18	1:24	2.2/4.0	5.5/3.4	4.6/3.4	8-63/6-43						
AUG 08	CLEVELAND	2-5/1-6	1-3/1-5	29:00/31:00	-2:00	2.2/2.3	7.6/5.0	6.3/4.5	8-48/7-24						
TOTALS		59-114/50-126	25-42/22-59	-545/-27/533:11	13:38	2.7/4.2	7.9/6.2	7.0/5.9	146-1013/134-896						

3RD DOWN CONVERSIONS

DATE	OPP	RES	SCORE	OVERALL	1ST QTR	2ND QTR	3RD QTR	4TH QTR					
MAR 29	ORLANDO	W	70-63	3-7	42.9%	1-2	50.0%	1-2	50.0%	0-2	0.0%	1-1	100.0%
APR 04	SPOKANE	W	54-43	4-9	44.4%	2-2	100.0%	2-4	50.0%	0-1	0.0%	0-2	0.0%
APR 12	JACKSONVILLE	W	63-52	5-9	55.6%	0-0	0.0%	3-4	75.0%	0-1	0.0%	2-4	50.0%
APR 18	CLEVELAND	W	63-48	4-6	66.7%	0-0	0.0%	2-4	50.0%	0-0	0.0%	2-2	100.0%
APR 26	NEW ORLEANS	W	55-42	3-5	60.0%	0-0	0.0%	0-0	0.0%	1-2	50.0%	2-3	66.7%
MAY 02	PORTLAND	W	52-35	5-8	62.5%	1-1	100.0%	2-3	66.7%	0-1	0.0%	2-3	66.7%
MAY 08	ORLANDO	W	62-48	2-6	33.3%	0-1	0.0%	1-2	50.0%	1-2	50.0%	0-1	0.0%
MAY 16	JACKSONVILLE	L	47-55	3-8	37.5%	0-2	0.0%	1-2	50.0%	1-1	100.0%	1-3	33.3%
MAY 23	TAMPA BAY	W	71-27	1-5	20.0%	0-1	0.0%	0-2	0.0%	0-0	0.0%	1-2	50.0%
MAY 30	LAS VEGAS	W	51-43	2-5	40.0%	0-0	0.0%	1-4	25.0%	0-0	0.0%	1-1	100.0%
JUN 06	NEW ORLEANS	W	62-41	2-3	66.7%	1-1	100.0%	1-2	50.0%	0-0	0.0%	0-0	0.0%
JUN 13	ORLANDO	L	42-45	5-8	62.5%	1-2	50.0%	2-3	66.7%	1-2	50.0%	1-1	100.0%
JUN 20	LOS ANGELES	W	56-48	5-7	71.4%	2-2	100.0%	1-2	50.0%	0-0	0.0%	2-3	66.7%
JUN 26	TAMPA BAY	W	64-42	3-6	50.0%	0-1	0.0%	1-3	33.3%	1-1	100.0%	1-1	100.0%
JUL 11	CLEVELAND	W	72-56	3-5	60.0%	2-2	100.0%	0-1	0.0%	1-1	100.0%	0-1	0.0%
JUL 18	JACKSONVILLE	L	67-74	3-6	50.0%	1-1	100.0%	1-2	50.0%	0-0	0.0%	1-3	33.3%
AUG 02	NEW ORLEANS	W	61-28	4-6	66.7%	1-2	50.0%	1-2	50.0%	1-1	100.0%	1-1	100.0%
AUG 08	CLEVELAND	W	48-33	2-5	40.0%	0-1	0.0%	0-1	0.0%	0-1	0.0%	2-2	100.0%

PHILADELPHIA SOUL OPPONENTS

59-114	51.8%	12-21	57.1%	20-43	46.5%	7-16	43.8%	20-34	58.8%
50-126	39.7%	17-35	48.6%	8-32	25.0%	10-24	41.7%	15-35	42.9%

4TH DOWN CONVERSIONS

DATE	OPP	RES	SCORE	OVERALL	1ST QTR	2ND QTR	3RD QTR	4TH QTR					
MAR 29	ORLANDO	W	70-63	4-4	100.0%	1-1	100.0%	1-1	100.0%	2-2	100.0%	0-0	0.0%
APR 04	SPOKANE	W	54-43	2-4	50.0%	0-0	0.0%	1-2	50.0%	0-1	0.0%	1-1	100.0%
APR 12	JACKSONVILLE	W	63-52	1-1	100.0%	0-0	0.0%	0-0	0.0%	1-1	100.0%	0-0	0.0%
APR 18	CLEVELAND	W	63-48	2-2	100.0%	0-0	0.0%	2-2	100.0%	0-0	0.0%	0-0	0.0%
APR 26	NEW ORLEANS	W	55-42	0-1	0.0%	0-0	0.0%	0-0	0.0%	0-0	0.0%	0-1	0.0%
MAY 02	PORTLAND	W	52-35	1-2	50.0%	0-0	0.0%	0-1	0.0%	1-1	100.0%	0-0	0.0%
MAY 08	ORLANDO	W	62-48	1-3	33.3%	0-1	0.0%	0-0	0.0%	0-0	0.0%	1-2	50.0%
MAY 16	JACKSONVILLE	L	47-55	3-5	60.0%	1-2	50.0%	1-1	100.0%	0-0	0.0%	1-2	50.0%
MAY 23	TAMPA BAY	W	71-27	2-3	66.7%	1-1	100.0%	1-2	50.0%	0-0	0.0%	0-0	0.0%
MAY 30	LAS VEGAS	W	51-43	1-2	50.0%	0-0	0.0%	1-2	50.0%	0-0	0.0%	0-0	0.0%
JUN 06	NEW ORLEANS	W	62-41	0-1	0.0%	0-0	0.0%	0-1	0.0%	0-0	0.0%	0-0	0.0%
JUN 13	ORLANDO	L	42-45	0-1	0.0%	0-0	0.0%	0-1	0.0%	0-0	0.0%	0-0	0.0%
JUN 20	LOS ANGELES	W	56-48	0-1	0.0%	0-0	0.0%	0-1	0.0%	0-0	0.0%	0-0	0.0%
JUN 26	TAMPA BAY	W	64-42	2-3	66.7%	1-1	100.0%	1-2	50.0%	0-0	0.0%	0-0	0.0%
JUL 11	CLEVELAND	W	72-56	2-2	100.0%	0-0	0.0%	1-1	100.0%	0-0	0.0%	1-1	100.0%
JUL 18	JACKSONVILLE	L	67-74	2-2	100.0%	0-0	0.0%	0-0	0.0%	0-0	0.0%	2-2	100.0%
AUG 02	NEW ORLEANS	W	61-28	1-2	50.0%	0-1	0.0%	1-1	100.0%	0-0	0.0%	0-0	0.0%
AUG 08	CLEVELAND	W	48-33	1-3	33.3%	0-1	0.0%	1-1	100.0%	0-1	0.0%	0-0	0.0%
PHILADELPHIA SOUL				25-42	59.5%	4-8	50%	11-19	57.9%	4-6	66.7%	6-9	66.7%
OPPONENTS				22-59	37.3%	8-14	57.1%	4-19	21.1%	6-11	54.5%	4-15	26.7%

TIME OF POSSESSION

DATE	OPP	RES	SCORE	OVERALL	1ST QTR	2ND QTR	3RD QTR	4TH QTR
MAR 29	ORLANDO	W	70-63	37:11	8:52	10:59	8:19	9:01
APR 04	SPOKANE	W	54-43	35:42	6:29	11:43	9:39	7:51
APR 12	JACKSONVILLE	W	63-52	28:38	3:53	9:18	8:06	7:21
APR 18	CLEVELAND	W	63-48	31:08	4:08	13:46	4:24	8:50
APR 26	NEW ORLEANS	W	55-42	26:28	6:33	4:16	6:15	9:24
MAY 02	PORTLAND	W	52-35	27:24	5:35	6:17	8:03	7:29
MAY 08	ORLANDO	W	62-48	28:34	6:01	7:05	8:33	6:55
MAY 16	JACKSONVILLE	L	47-55	30:54	5:32	9:18	8:06	7:58
MAY 23	TAMPA BAY	W	71-27	29:57	9:54	7:51	5:20	6:52
MAY 30	LAS VEGAS	W	51-43	32:03	4:33	7:51	10:43	8:56
JUN 06	NEW ORLEANS	W	62-41	24:08	5:50	4:58	7:25	5:55
JUN 13	ORLANDO	L	42-45	30:57	9:10	9:20	5:44	6:43
JUN 20	LOS ANGELES	W	56-48	30:46	6:58	8:42	6:36	8:30
JUN 26	TAMPA BAY	W	64-42	32:12	6:14	9:19	10:35	6:04
JUL 11	CLEVELAND	W	72-56	31:09	7:18	6:18	8:45	8:48
JUL 18	JACKSONVILLE	L	67-74	29:56	8:48	10:29	3:11	7:28
AUG 02	NEW ORLEANS	W	61-28	30:42	7:04	9:38	6:19	7:41
AUG 08	CLEVELAND	W	48-33	29:00	8:41	6:44	7:03	6:32
PHILADELPHIA SOUL			TOTAL	-545:-27	121:33	153:52	133:06	138:18
			AVG	-30:-18	6:45	8:32	7:23	7:41
OPPONENTS			TOTAL	533:11	148:27	116:08	136:54	131:42
			AVG	29:37	8:14	6:27	7:36	7:19

INSIDE OPPONENT RED ZONE

DATE	OPP	RES	SCORE	TIMES IN RZ	TIMES SCRDR	TOT PTS	TDS	RUSH TDS	PASS TDS	FG MDE	FAILED TO SCORE INSIDE RZ					
											FGA	DWNS	INT	FUMB	HALF	GAME
Mar 29	Orlando	W	70-63	2	1	8	1	0	1	0	0	0	0	1	0	0
Apr 04	Spokane	W	54-43	4	4	26	4	2	2	0	0	0	0	0	0	0
Apr 12	Jacksonville	W	63-52	6	5	35	5	1	4	0	0	0	1	0	0	0
Apr 18	Cleveland	W	63-48	7	7	49	7	2	5	0	0	0	0	0	0	0
Apr 26	New Orleans	W	55-42	5	4	28	4	3	1	0	0	0	1	0	0	0
May 02	Portland	W	52-35	3	3	21	3	1	2	0	0	0	0	0	0	0
May 08	Orlando	W	62-48	3	3	13	1	0	1	2	0	0	0	0	0	0
May 16	Jacksonville	L	47-55	4	3	21	3	0	3	0	0	0	0	1	0	0
May 23	Tampa Bay	W	71-27	6	5	34	5	3	2	0	0	1	0	0	0	0
May 30	Las Vegas	W	51-43	6	5	30	4	0	4	1	0	1	0	0	0	0
Jun 06	New Orleans	W	62-41	3	2	14	2	0	2	0	0	1	0	0	0	0
Jun 13	Orlando	L	42-45	5	3	22	3	0	3	0	0	0	1	1	0	0
Jun 20	Los Angeles	W	56-48	5	3	21	3	1	2	0	0	1	0	0	1	0
Jun 26	Tampa Bay	W	64-42	5	5	35	5	0	5	0	0	0	0	0	0	0
Jul 11	Cleveland	W	72-56	5	5	35	5	2	3	0	0	0	0	0	0	0
Jul 18	Jacksonville	L	67-74	7	6	39	6	3	3	0	1	0	0	0	0	0
Aug 02	New Orleans	W	61-28	7	6	41	6	3	3	0	0	0	1	0	0	0
Aug 08	Cleveland	W	48-33	5	4	28	4	1	3	0	0	0	0	1	0	0
TOTALS				88	74	500	71	22	49	3	1	4	4	4	1	0

2015 STATISTICS

SCORING OFFENSE	G	TD	XP	2XP	DXP	FG	SAF	PTS	AVG
1 San Jose	18	151	134	2	0	3	4	1061	58.9
2 Philadelphia	18	151	124	8	0	4	1	1060	58.9
3 Orlando	18	145	123	5	0	6	1	1023	56.8
4 Arizona	18	146	112	1	0	3	2	1003	55.7
5 Jacksonville	18	138	107	4	0	8	2	971	53.9
6 Cleveland	18	135	108	5	0	7	2	953	52.9
7 Portland	18	127	88	3	0	0	1	858	47.7
8 Spokane	18	121	100	3	0	3	3	847	47.1
9 Tampa Bay	18	118	86	7	0	4	0	820	45.6
10 Las Vegas	18	106	91	3	0	2	0	739	41.1
11 Los Angeles	18	104	80	2	0	4	2	724	40.2
12 New Orleans	18	97	83	1	0	8	0	691	38.4

SCORING DEFENSE	G	TD	XP	2XP	DXP	FG	SAF	PTS	AVG
1 San Jose	18	95	71	2	0	5	1	662	36.8
2 Philadelphia	18	118	94	5	0	3	1	823	45.7
3 Arizona	18	118	88	7	0	3	3	825	45.8
4 Jacksonville	18	130	108	1	0	3	1	901	50.1
5 Las Vegas	18	129	108	1	0	4	6	908	50.4
6 Los Angeles	18	132	114	2	0	1	1	915	50.8
7 New Orleans	18	130	111	3	0	7	0	918	51.0
8 Tampa Bay	18	133	106	8	0	6	2	942	52.3
9 Orlando	18	136	93	8	0	8	1	951	52.8
10 Cleveland	18	137	118	5	0	3	0	959	53.3
11 Spokane	18	141	113	0	0	4	0	971	53.9
12 Portland	18	140	112	2	0	5	2	975	54.2

TOUCHDOWNS SCORED	G	TD	XP	2XP	DXP	FG	SAF	PTS	AVG
1 Philadelphia	18	151	124	8	0	4	1	1060	58.9
2 San Jose	18	151	134	2	0	3	4	1061	58.9
3 Arizona	18	146	112	1	0	3	2	1003	55.7
4 Orlando	18	145	123	5	0	6	1	1023	56.8
5 Jacksonville	18	138	107	4	0	8	2	971	53.9
6 Cleveland	18	135	108	5	0	7	2	953	52.9
7 Portland	18	127	88	3	0	0	1	858	47.7
8 Spokane	18	121	100	3	0	3	3	847	47.1
9 Tampa Bay	18	118	86	7	0	4	0	820	45.6
10 Las Vegas	18	106	91	3	0	2	0	739	41.1
11 Los Angeles	18	104	80	2	0	4	2	724	40.2
12 New Orleans	18	97	83	1	0	8	0	691	38.4

PTS SCORED KICKING	G	TD	XP	2XP	DXP	FG	SAF	PTS	AVG
1 San Jose	18	151	134	2	0	3	4	143	7.9
2 Orlando	18	145	123	5	0	6	1	141	7.8
3 Philadelphia	18	151	124	8	0	4	1	136	7.6
4 Jacksonville	18	138	107	4	0	8	2	131	7.3
5 Cleveland	18	135	108	5	0	7	2	129	7.2
6 Arizona	18	146	112	1	0	3	2	121	6.7
7 Spokane	18	121	100	3	0	3	3	109	6.1
8 New Orleans	18	97	83	1	0	8	0	107	5.9
9 Tampa Bay	18	118	86	7	0	4	0	98	5.4
10 Las Vegas	18	106	91	3	0	2	0	97	5.4
11 Los Angeles	18	104	80	2	0	4	2	92	5.1
12 Portland	18	127	88	3	0	0	1	88	4.9

TOTAL OFFENSE	G	RUSH	PASS	PLAYS	YARDS	AVG/P	TD	YDS/G
1 Jacksonville	18	610	4794	783	5404	6.9	132	300.2
2 Philadelphia	18	354	5043	770	5397	7.0	144	299.8
3 Orlando	18	700	4619	750	5319	7.1	133	295.5
4 Tampa Bay	18	186	4899	821	5085	6.2	111	282.5
5 Spokane	18	446	4614	801	5060	6.3	111	281.1
6 Cleveland	18	395	4623	816	5018	6.1	124	278.8
7 San Jose	18	343	4616	734	4959	6.8	142	275.5
8 Arizona	18	438	4473	800	4911	6.1	137	272.8
9 Los Angeles	18	373	4412	785	4785	6.1	97	265.8
10 Portland	18	161	4235	736	4396	6.0	111	244.2
11 New Orleans	18	343	3841	735	4184	5.7	93	232.4
12 Las Vegas	18	352	3655	696	4007	5.8	94	222.6

TOTAL DEFENSE	G	RUSH	PASS	PLYS	YARDS	AVG	TD	YDS/G
1 Philadelphia	18	532	3877	748	4409	5.9	112	244.9
2 Las Vegas	18	449	4049	709	4498	6.3	118	249.9
3 San Jose	18	221	4291	827	4512	5.5	87	250.7
4 Jacksonville	18	388	4199	763	4587	6.0	119	254.8
5 New Orleans	18	393	4330	696	4723	6.8	123	262.4
6 Los Angeles	18	431	4394	720	4825	6.7	117	268.1
7 Tampa Bay	18	458	4447	748	4905	6.6	124	272.5
8 Arizona	18	255	4651	787	4906	6.2	110	272.6
9 Portland	18	435	4536	796	4971	6.2	129	276.2
10 Spokane	18	454	4784	823	5238	6.4	129	291.0
11 Cleveland	18	320	4931	750	5251	7.0	130	291.7
12 Orlando	18	365	5335	860	5700	6.6	131	316.7

TOTAL OFFENSE PLAYS	G	RUSH	PASS	PLAYS	YARDS	AVG/P	TD	YDS/G
1 Tampa Bay	18	186	4899	821	5085	6.2	111	282.5
2 Cleveland	18	395	4623	816	5018	6.1	124	278.8
3 Spokane	18	446	4614	801	5060	6.3	111	281.1
4 Arizona	18	438	4473	800	4911	6.1	137	272.8
5 Los Angeles	18	373	4412	785	4785	6.1	97	265.8
6 Jacksonville	18	610	4794	783	5404	6.9	132	300.2
7 Philadelphia	18	354	5043	770	5397	7.0	144	299.8
8 Orlando	18	700	4619	750	5319	7.1	133	295.5
9 Portland	18	161	4235	736	4396	6.0	111	244.2
10 New Orleans	18	343	3841	735	4184	5.7	93	232.4
11 San Jose	18	343	4616	734	4959	6.8	142	275.5
12 Las Vegas	18	352	3655	696	4007	5.8	94	222.6

TOTAL OFFENSE YARDS	G	RUSH	PASS	PLAYS	YARDS	AVG/P	TD	YDS/G
1 Jacksonville	18	610	4794	783	5404	6.9	132	300.2
2 Philadelphia	18	354	5043	770	5397	7.0	144	299.8
3 Orlando	18	700	4619	750	5319	7.1	133	295.5
4 Tampa Bay	18	186	4899	821	5085	6.2	111	282.5
5 Spokane	18	446	4614	801	5060	6.3	111	281.1
6 Cleveland	18	395	4623	816	5018	6.1	124	278.8
7 San Jose	18	343	4616	734	4959	6.8	142	275.5
8 Arizona	18	438	4473	800	4911	6.1	137	272.8
9 Los Angeles	18	373	4412	785	4785	6.1	97	265.8
10 Portland	18	161	4235	736	4396	6.0	111	244.2
11 New Orleans	18	343	3841	735	4184	5.7	93	232.4
12 Las Vegas	18	352	3655	696	4007	5.8	94	222.6

TOTAL OFF AVG/PLAY	G	RUSH	PASS	PLAYS	YARDS	AVG/P	TD	YDS/G
1 Orlando	18	700	4619	750	5319	7.1	133	295.5
2 Philadelphia	18	354	5043	770	5397	7.0	144	299.8
3 Jacksonville	18	610	4794	783	5404	6.9	132	300.2
4 San Jose	18	343	4616	734	4959	6.8	142	275.5
5 Spokane	18	446	4614	801	5060	6.3	111	281.1
6 Tampa Bay	18	186	4899	821	5085	6.2	111	282.5
7 Cleveland	18	395	4623	816	5018	6.1	124	278.8
8 Arizona	18	438	4473	800	4911	6.1	137	272.8
9 Los Angeles	18	373	4412	785	4785	6.1	97	265.8
10 Portland	18	161	4235	736	4396	6.0	111	244.2
11 Las Vegas	18	352	3655	696	4007	5.8	94	222.6
12 New Orleans	18	343	3841	735	4184	5.7	93	232.4

TOTAL OFFENSE TDS	G	RUSH	PASS	PLAYS	YARDS	AVG/P	TD	YDS/G
1 Philadelphia	18	354	5043	770	5397	7.0	144	299.8
2 San Jose	18	343	4616	734	4959	6.8	142	275.5
3 Arizona	18	438	4473	800	4911	6.1	137	272.8
4 Orlando	18	700	4619	750	5319	7.1	133	295.5
5 Jacksonville	18	610	4794	783	5404	6.9	132	300.2
6 Cleveland	18	395	4623	816	5018	6.1	124	278.8
7 Tampa Bay	18	186	4899	821	5085	6.2	111	282.5
Spokane	18	446	4614	801	5060	6.3	111	281.1
Portland	18	161	4235	736	4396	6.0	111	244.2
10 Los Angeles	18	373	4412	785	4785	6.1	97	265.8
11 Las Vegas	18	352	3655	696	4007	5.8	94	222.6
12 New Orleans	18	343	3841	735	4184	5.7	93	232.4

RUSHING OFFENSE		G	ATT	YDS	AVG	TD	YDS/G
1	Orlando	18	176	700	4.0	39	38.9
2	Jacksonville	18	168	610	3.6	35	33.9
3	Spokane	18	141	446	3.2	25	24.8
4	Arizona	18	142	438	3.1	24	24.3
5	Cleveland	18	120	395	3.3	22	21.9
6	Los Angeles	18	105	373	3.6	16	20.7
7	Philadelphia	18	133	354	2.7	21	19.7
8	Las Vegas	18	105	352	3.4	23	19.6
9	San Jose	18	114	343	3.0	29	19.1
	New Orleans	18	128	343	2.7	28	19.1
11	Tampa Bay	18	95	186	2.0	12	10.3
12	Portland	18	90	161	1.8	21	8.9

RUSHING DEFENSE		G	RUSHES	YARDS	AVG	TD	YDS/G
1	San Jose	18	95	221	2.3	17	12.3
2	Arizona	18	82	255	3.1	17	14.2
3	Cleveland	18	120	320	2.7	22	17.8
4	Orlando	18	121	365	3.0	21	20.3
5	Jacksonville	18	155	388	2.5	32	21.6
6	New Orleans	18	123	393	3.2	20	21.8
7	Los Angeles	18	125	431	3.4	28	23.9
8	Portland	18	138	435	3.2	24	24.2
9	Las Vegas	18	155	449	2.9	28	24.9
10	Spokane	18	140	454	3.2	32	25.2
11	Tampa Bay	18	136	458	3.4	29	25.4
12	Philadelphia	18	127	532	4.2	25	29.6

YARDS PER RUSH		G	ATT	YDS	AVG	TD	YDS/G
1	Orlando	18	176	700	4.0	39	38.9
2	Jacksonville	18	168	610	3.6	35	33.9
3	Los Angeles	18	105	373	3.6	16	20.7
4	Las Vegas	18	105	352	3.4	23	19.6
5	Cleveland	18	120	395	3.3	22	21.9
6	Spokane	18	141	446	3.2	25	24.8
7	Arizona	18	142	438	3.1	24	24.3
8	San Jose	18	114	343	3.0	29	19.1
9	New Orleans	18	128	343	2.7	28	19.1
10	Philadelphia	18	133	354	2.7	21	19.7
11	Tampa Bay	18	95	186	2.0	12	10.3
12	Portland	18	90	161	1.8	21	8.9

RUSH ATTEMPTS		G	ATT	YDS	AVG	TD	YDS/G
1	Orlando	18	176	700	4.0	39	38.9
2	Jacksonville	18	168	610	3.6	35	33.9
3	Arizona	18	142	438	3.1	24	24.3
4	Spokane	18	141	446	3.2	25	24.8
5	Philadelphia	18	133	354	2.7	21	19.7
6	New Orleans	18	128	343	2.7	28	19.1
7	Cleveland	18	120	395	3.3	22	21.9
8	San Jose	18	114	343	3.0	29	19.1
9	Los Angeles	18	105	373	3.6	16	20.7
	Las Vegas	18	105	352	3.4	23	19.6
11	Tampa Bay	18	95	186	2.0	12	10.3
12	Portland	18	90	161	1.8	21	8.9

RUSH YARDS		G	ATT	YDS	AVG	TD	YDS/G
1	Orlando	18	176	700	4.0	39	38.9
2	Jacksonville	18	168	610	3.6	35	33.9
3	Spokane	18	141	446	3.2	25	24.8
4	Arizona	18	142	438	3.1	24	24.3
5	Cleveland	18	120	395	3.3	22	21.9
6	Los Angeles	18	105	373	3.6	16	20.7
7	Philadelphia	18	133	354	2.7	21	19.7
8	Las Vegas	18	105	352	3.4	23	19.6
9	San Jose	18	114	343	3.0	29	19.1
	New Orleans	18	128	343	2.7	28	19.1
11	Tampa Bay	18	95	186	2.0	12	10.3
12	Portland	18	90	161	1.8	21	8.9

RUSHING TDS		G	ATT	YDS	AVG	TD	YDS/G
1	Orlando	18	176	700	4.0	39	38.9
2	Jacksonville	18	168	610	3.6	35	33.9
3	San Jose	18	114	343	3.0	29	19.1
4	New Orleans	18	128	343	2.7	28	19.1
5	Spokane	18	141	446	3.2	25	24.8
6	Arizona	18	142	438	3.1	24	24.3
7	Las Vegas	18	105	352	3.4	23	19.6
8	Cleveland	18	120	395	3.3	22	21.9
9	Portland	18	90	161	1.8	21	8.9
	Philadelphia	18	133	354	2.7	21	19.7
11	Los Angeles	18	105	373	3.6	16	20.7
12	Tampa Bay	18	95	186	2.0	12	10.3

PASS EFFICIENCY		G	ATT	CMP	PCT	INT	YDS	TD	EFFIC
1	San Jose	18	620	410	66.1	6	4616	113	123.8
2	Jacksonville	18	615	415	67.5	12	4794	97	122.1
3	Orlando	18	574	384	66.9	13	4619	94	121.5
4	Philadelphia	18	637	420	65.9	13	5043	123	121.1
5	Arizona	18	658	411	62.5	18	4473	113	110.6
6	Cleveland	18	696	425	61.1	19	4623	102	105.9
7	Tampa Bay	18	726	410	56.5	24	4899	99	97.6
8	Portland	18	646	384	59.4	26	4235	90	97.0
9	Spokane	18	660	393	59.5	28	4614	86	95.7
10	Los Angeles	18	680	366	53.8	16	4412	81	93.9
11	New Orleans	18	607	357	58.8	20	3841	65	90.5
12	Las Vegas	18	591	315	53.3	24	3655	71	85.4

PASS DEF EFFICIENCY		G	ATT	CMP	INT	PCT	YDS	TD	EFFIC
1	San Jose	18	732	393	33	53.7	4291	70	76.4
2	Philadelphia	18	621	331	24	53.3	3877	87	91.4
3	Arizona	18	705	384	25	54.5	4651	93	93.2
4	Jacksonville	18	608	387	26	63.7	4199	87	101.9
5	Spokane	18	683	423	15	61.9	4784	97	109.2
6	Los Angeles	18	595	367	14	61.7	4394	89	111.8
7	Tampa Bay	18	612	367	13	60.0	4447	95	112.3
8	Portland	18	658	414	16	62.9	4536	105	112.7
9	Orlando	18	739	491	17	66.4	5335	110	115.2
10	Las Vegas	18	554	347	10	62.6	4049	90	116.8
11	Cleveland	18	630	403	13	64.0	4931	108	119.0
12	New Orleans	18	573	383	13	66.8	4330	103	119.4

PASS OFFENSE		G	ATT	CMP	INT	PCT	YDS	AVG	TD	YDS/G
1	Philadelphia	18	637	420	13	65.9	5043	7.9	123	280.2
2	Tampa Bay	18	726	410	24	56.5	4899	6.7	99	272.2
3	Jacksonville	18	615	415	12	67.5	4794	7.8	97	266.3
4	Cleveland	18	696	425	19	61.1	4623	6.6	102	256.8
5	Orlando	18	574	384	13	66.9	4619	8.0	94	256.6
6	San Jose	18	620	410	6	66.1	4616	7.4	113	256.4
7	Spokane	18	660	393	28	59.5	4614	7.0	86	256.3
8	Arizona	18	658	411	18	62.5	4473	6.8	113	248.5
9	Los Angeles	18	680	366	16	53.8	4412	6.5	81	245.1
10	Portland	18	646	384	26	59.4	4235	6.6	90	235.3
11	New Orleans	18	607	357	20	58.8	3841	6.3	65	213.4
12	Las Vegas	18	591	315	24	53.3	3655	6.2	71	203.1

PASS DEFENSE		G	ATT	CMP	INT	PCT	YDS	AVG	TD	YDS/G
1	Philadelphia	18	621	331	24	53.3	3877	6.2	87	215.4
2	Las Vegas	18	554	347	10	62.6	4049	7.3	90	224.9
3	Jacksonville	18	608	387	26	63.7	4199	6.9	87	233.3
4	San Jose	18	732	393	33	53.7	4291	5.9	70	238.4
5	New Orleans	18	573	383	13	66.8	4330	7.6	103	240.6
6	Los Angeles	18	595	367	14	61.7	4394	7.4	89	244.1
7	Tampa Bay	18	612	367	13	60.0	4447	7.3	95	247.1
8	Portland	18	658	414	16	62.9	4536	6.9	105	252.0
9	Arizona	18	705	384	25	54.5	4651	6.6	93	258.4
10	Spokane	18	683	423	15	61.9	4784	7.0	97	265.8
11	Cleveland	18	630	403	13	64.0	4931	7.8	108	273.9
12	Orlando	18	739	491	17	66.4	5335	7.2	110	296.4

2015 STATISTICS

PASS ATTEMPTS	G	ATT	CMP	INT	PCT	YDS	AVG	TD	YDS/G
1 Tampa Bay	18	726	410	24	56.5	4899	6.7	99	272.2
2 Cleveland	18	696	425	19	61.1	4623	6.6	102	256.8
3 Los Angeles	18	680	366	16	53.8	4412	6.5	81	245.1
4 Spokane	18	660	393	28	59.5	4614	7.0	86	256.3
5 Arizona	18	658	411	18	62.5	4473	6.8	113	248.5
6 Portland	18	646	384	26	59.4	4235	6.6	90	235.3
7 Philadelphia	18	637	420	13	65.9	5043	7.9	123	280.2
8 San Jose	18	620	410	6	66.1	4616	7.4	113	256.4
9 Jacksonville	18	615	415	12	67.5	4794	7.8	97	266.3
10 New Orleans	18	607	357	20	58.8	3841	6.3	65	213.4
11 Las Vegas	18	591	315	24	53.3	3655	6.2	71	203.1
12 Orlando	18	574	384	13	66.9	4619	8.0	94	256.6

PASS COMPLETIONS	G	ATT	CMP	INT	PCT	YDS	AVG	TD	YDS/G
1 Cleveland	18	696	425	19	61.1	4623	10.9	102	256.8
2 Philadelphia	18	637	420	13	65.9	5043	12.0	123	280.2
3 Jacksonville	18	615	415	12	67.5	4794	11.6	97	266.3
4 Arizona	18	658	411	18	62.5	4473	10.9	113	248.5
5 San Jose	18	620	410	6	66.1	4616	11.3	113	256.4
6 Tampa Bay	18	726	410	24	56.5	4899	11.9	99	272.2
7 Spokane	18	660	393	28	59.5	4614	11.7	86	256.3
8 Orlando	18	574	384	13	66.9	4619	12.0	94	256.6
9 Portland	18	646	384	26	59.4	4235	11.0	90	235.3
10 Los Angeles	18	680	366	16	53.8	4412	12.1	81	245.1
11 New Orleans	18	607	357	20	58.8	3841	10.8	65	213.4
12 Las Vegas	18	591	315	24	53.3	3655	11.6	71	203.1

PASSING YARDS	G	ATT	CMP	INT	PCT	YDS	AVG	TD	YDS/G
1 Philadelphia	18	637	420	13	65.9	5043	7.9	123	280.2
2 Tampa Bay	18	726	410	24	56.5	4899	6.7	99	272.2
3 Jacksonville	18	615	415	12	67.5	4794	7.8	97	266.3
4 Cleveland	18	696	425	19	61.1	4623	6.6	102	256.8
5 Orlando	18	574	384	13	66.9	4619	8.0	94	256.6
6 San Jose	18	620	410	6	66.1	4616	7.4	113	256.4
7 Spokane	18	660	393	28	59.5	4614	7.0	86	256.3
8 Arizona	18	658	411	18	62.5	4473	6.8	113	248.5
9 Los Angeles	18	680	366	16	53.8	4412	6.5	81	245.1
10 Portland	18	646	384	26	59.4	4235	6.6	90	235.3
11 New Orleans	18	607	357	20	58.8	3841	6.3	65	213.4
12 Las Vegas	18	591	315	24	53.3	3655	6.2	71	203.1

PASS COMP PCT	G	ATT	CMP	INT	PCT	YDS	AVG	TD	YDS/G
1 Jacksonville	18	615	415	12	67.5	4794	11.6	97	266.3
2 Orlando	18	574	384	13	66.9	4619	12.0	94	256.6
3 San Jose	18	620	410	6	66.1	4616	11.3	113	256.4
4 Philadelphia	18	637	420	13	65.9	5043	12.0	123	280.2
5 Arizona	18	658	411	18	62.5	4473	10.9	113	248.5
6 Cleveland	18	696	425	19	61.1	4623	10.9	102	256.8
7 Spokane	18	660	393	28	59.5	4614	11.7	86	256.3
8 Portland	18	646	384	26	59.4	4235	11.0	90	235.3
9 New Orleans	18	607	357	20	58.8	3841	10.8	65	213.4
10 Tampa Bay	18	726	410	24	56.5	4899	11.9	99	272.2
11 Los Angeles	18	680	366	16	53.8	4412	12.1	81	245.1
12 Las Vegas	18	591	315	24	53.3	3655	11.6	71	203.1

PASS YDS/COMP	G	ATT	CMP	INT	PCT	YDS	AVG	TD	YDS/G
1 Los Angeles	18	680	366	16	53.8	4412	12.1	81	245.1
2 Orlando	18	574	384	13	66.9	4619	12.0	94	256.6
3 Philadelphia	18	637	420	13	65.9	5043	12.0	123	280.2
4 Tampa Bay	18	726	410	24	56.5	4899	11.9	99	272.2
5 Spokane	18	660	393	28	59.5	4614	11.7	86	256.3
6 Las Vegas	18	591	315	24	53.3	3655	11.6	71	203.1
7 Jacksonville	18	615	415	12	67.5	4794	11.6	97	266.3
8 San Jose	18	620	410	6	66.1	4616	11.3	113	256.4
9 Portland	18	646	384	26	59.4	4235	11.0	90	235.3
10 Arizona	18	658	411	18	62.5	4473	10.9	113	248.5
11 Cleveland	18	696	425	19	61.1	4623	10.9	102	256.8
12 New Orleans	18	607	357	20	58.8	3841	10.8	65	213.4

PASS YDS/ATT	G	ATT	CMP	INT	PCT	YDS	AVG	TD	YDS/G
1 Orlando	18	574	384	13	66.9	4619	8.0	94	256.6
2 Philadelphia	18	637	420	13	65.9	5043	7.9	123	280.2
3 Jacksonville	18	615	415	12	67.5	4794	7.8	97	266.3
4 San Jose	18	620	410	6	66.1	4616	7.4	113	256.4
5 Spokane	18	660	393	28	59.5	4614	7.0	86	256.3
6 Arizona	18	658	411	18	62.5	4473	6.8	113	248.5
7 Tampa Bay	18	726	410	24	56.5	4899	6.7	99	272.2
8 Cleveland	18	696	425	19	61.1	4623	6.6	102	256.8
9 Portland	18	646	384	26	59.4	4235	6.6	90	235.3
10 Los Angeles	18	680	366	16	53.8	4412	6.5	81	245.1
11 New Orleans	18	607	357	20	58.8	3841	6.3	65	213.4
12 Las Vegas	18	591	315	24	53.3	3655	6.2	71	203.1

PASS INTERCEPTIONS	G	ATT	CMP	INT	PCT	YDS	AVG	TD	YDS/G
1 San Jose	18	620	410	6	66.1	4616	7.4	113	256.4
2 Jacksonville	18	615	415	12	67.5	4794	7.8	97	266.3
3 Orlando	18	574	384	13	66.9	4619	8.0	94	256.6
4 Philadelphia	18	637	420	13	65.9	5043	7.9	123	280.2
5 Los Angeles	18	680	366	16	53.8	4412	6.5	81	245.1
6 Arizona	18	658	411	18	62.5	4473	6.8	113	248.5
7 Cleveland	18	696	425	19	61.1	4623	6.6	102	256.8
8 New Orleans	18	607	357	20	58.8	3841	6.3	65	213.4
9 Las Vegas	18	591	315	24	53.3	3655	6.2	71	203.1
10 Tampa Bay	18	726	410	24	56.5	4899	6.7	99	272.2
11 Portland	18	646	384	26	59.4	4235	6.6	90	235.3
12 Spokane	18	660	393	28	59.5	4614	7.0	86	256.3

PASSING TDS	G	ATT	CMP	INT	PCT	YDS	AVG	TD	YDS/G
1 Philadelphia	18	637	420	13	65.9	5043	7.9	123	280.2
2 San Jose	18	620	410	6	66.1	4616	7.4	113	256.4
3 Arizona	18	658	411	18	62.5	4473	6.8	113	248.5
4 Cleveland	18	696	425	19	61.1	4623	6.6	102	256.8
5 Tampa Bay	18	726	410	24	56.5	4899	6.7	99	272.2
6 Jacksonville	18	615	415	12	67.5	4794	7.8	97	266.3
7 Orlando	18	574	384	13	66.9	4619	8.0	94	256.6
8 Portland	18	646	384	26	59.4	4235	6.6	90	235.3
9 Spokane	18	660	393	28	59.5	4614	7.0	86	256.3
10 Los Angeles	18	680	366	16	53.8	4412	6.5	81	245.1
11 Las Vegas	18	591	315	24	53.3	3655	6.2	71	203.1
12 New Orleans	18	607	357	20	58.8	3841	6.3	65	213.4

FIELD GOALS	G	MADE	ATT	PCT
1 Cleveland	18	7	8	.875
2 Orlando	18	6	8	.750
3 Tampa Bay	18	4	6	.667
4 New Orleans	18	8	15	.533
5 Philadelphia	18	4	8	.500
6 San Jose	18	3	6	.500
7 Arizona	18	3	6	.500
8 Las Vegas	18	2	4	.500
9 Jacksonville	18	8	18	.444
10 Los Angeles	18	4	9	.444
11 Spokane	18	3	8	.375
12 Portland	18	0	2	.000

FIELD GOALS ATTEMPTED	G	MADE	ATT	PCT
1 Jacksonville	18	8	18	.444
2 New Orleans	18	8	15	.533
3 Los Angeles	18	4	9	.444
4 Cleveland	18	7	8	.875
5 Orlando	18	6	8	.750
6 Philadelphia	18	4	8	.500
7 Spokane	18	3	8	.375
8 Tampa Bay	18	4	6	.667
9 San Jose	18	3	6	.500
10 Arizona	18	3	6	.500
11 Las Vegas	18	2	4	.500
12 Portland	18	0	2	.000

FIELD GOALS MADE		G	MADE	ATT	PCT
1	New Orleans	18	8	15	.533
	Jacksonville	18	8	18	.444
3	Cleveland	18	7	8	.875
4	Orlando	18	6	8	.750
5	Tampa Bay	18	4	6	.667
	Philadelphia	18	4	8	.500
	Los Angeles	18	4	9	.444
8	San Jose	18	3	6	.500
	Arizona	18	3	6	.500
	Spokane	18	3	8	.375
11	Las Vegas	18	2	4	.500
12	Portland	18	0	2	.000

PAT KICKING		G	MADE	ATT	PCT
1	Las Vegas	18	91	99	.919
2	Orlando	18	123	135	.911
3	Philadelphia	18	124	138	.899
4	San Jose	18	134	150	.893
5	New Orleans	18	83	95	.874
6	Cleveland	18	108	124	.871
7	Tampa Bay	18	86	99	.869
8	Spokane	18	100	117	.855
9	Los Angeles	18	80	95	.842
10	Jacksonville	18	107	131	.817
11	Arizona	18	112	140	.800
12	Portland	18	88	119	.739

PAT KICK ATTEMPTS		G	MADE	ATT	PCT
1	San Jose	18	134	150	.893
2	Arizona	18	112	140	.800
3	Philadelphia	18	124	138	.899
4	Orlando	18	123	135	.911
5	Jacksonville	18	107	131	.817
6	Cleveland	18	108	124	.871
7	Portland	18	88	119	.739
8	Spokane	18	100	117	.855
9	Las Vegas	18	91	99	.919
	Tampa Bay	18	86	99	.869
11	New Orleans	18	83	95	.874
	Los Angeles	18	80	95	.842

PATS KICKS MADE		G	MADE	ATT	PCT
1	San Jose	18	134	150	.893
2	Philadelphia	18	124	138	.899
3	Orlando	18	123	135	.911
4	Arizona	18	112	140	.800
5	Cleveland	18	108	124	.871
6	Jacksonville	18	107	131	.817
7	Spokane	18	100	117	.855
8	Las Vegas	18	91	99	.919
9	Portland	18	88	119	.739
10	Tampa Bay	18	86	99	.869
11	New Orleans	18	83	95	.874
12	Los Angeles	18	80	95	.842

FG RETURNS		G	RET	YDS	TD	AVG
1	Spokane	18	2	86	1	43.0
2	Tampa Bay	18	1	38	0	38.0
3	Las Vegas	18	3	107	2	35.7
4	Orlando	18	2	62	1	31.0
5	Los Angeles	18	4	77	0	19.2
6	Jacksonville	18	2	28	0	14.0
7	Cleveland	18	1	0	0	0.0
	Arizona	18	0	0	0	0.0
	Philadelphia	18	0	0	0	0.0
	New Orleans	18	0	0	0	0.0
	San Jose	18	0	0	0	0.0
	Portland	18	2	0	0	0.0

PUNT RETURNS		G	RET	YDS	TD	AVG
1	Los Angeles	18	4	77	0	19.2
2	Las Vegas	18	3	107	2	35.7
3	Orlando	18	2	62	1	31.0
	Jacksonville	18	2	28	0	14.0
	Portland	18	2	0	0	0.0
	Spokane	18	2	86	1	43.0
7	Tampa Bay	18	1	38	0	38.0
	Cleveland	18	1	0	0	0.0
9	Philadelphia	18	0	0	0	0.0
	Arizona	18	0	0	0	0.0
	San Jose	18	0	0	0	0.0
	New Orleans	18	0	0	0	0.0

PUNT RETURN YARDS		G	RET	YDS	TD	AVG
1	Las Vegas	18	3	107	2	35.7
2	Spokane	18	2	86	1	43.0
3	Los Angeles	18	4	77	0	19.2
4	Orlando	18	2	62	1	31.0
5	Tampa Bay	18	1	38	0	38.0
6	Jacksonville	18	2	28	0	14.0
7	Cleveland	18	1	0	0	0.0
	Philadelphia	18	0	0	0	0.0
	Arizona	18	0	0	0	0.0
	San Jose	18	0	0	0	0.0
	New Orleans	18	0	0	0	0.0
	Portland	18	2	0	0	0.0

PUNT RETURN TDS		G	RET	YDS	TD	AVG
1	Las Vegas	18	3	107	2	35.7
2	Spokane	18	2	86	1	43.0
	Orlando	18	2	62	1	31.0
4	Los Angeles	18	4	77	0	19.2
	Tampa Bay	18	1	38	0	38.0
	Jacksonville	18	2	28	0	14.0
	Portland	18	2	0	0	0.0
	New Orleans	18	0	0	0	0.0
	San Jose	18	0	0	0	0.0
	Arizona	18	0	0	0	0.0
	Philadelphia	18	0	0	0	0.0
	Cleveland	18	1	0	0	0.0

KICKOFF RETURNS		G	RET	YDS	TD	AVG
1	Portland	18	105	2104	8	20.0
2	Orlando	18	102	1969	5	19.3
3	Arizona	18	81	1520	7	18.8
4	Cleveland	18	108	2013	3	18.6
5	San Jose	18	78	1447	3	18.6
6	Las Vegas	18	109	1975	6	18.1
7	Spokane	18	104	1812	1	17.4
8	Los Angeles	18	96	1662	3	17.3
9	New Orleans	18	93	1605	2	17.3
10	Tampa Bay	18	104	1688	3	16.2
11	Philadelphia	18	82	1253	0	15.3
12	Jacksonville	18	89	1323	3	14.9

KICK RETURNS		G	RET	YDS	TD	AVG
1	Las Vegas	18	109	1975	6	18.1
2	Cleveland	18	108	2013	3	18.6
3	Portland	18	105	2104	8	20.0
4	Tampa Bay	18	104	1688	3	16.2
	Spokane	18	104	1812	1	17.4
6	Orlando	18	102	1969	5	19.3
7	Los Angeles	18	96	1662	3	17.3
8	New Orleans	18	93	1605	2	17.3
9	Jacksonville	18	89	1323	3	14.9
10	Philadelphia	18	82	1253	0	15.3
11	Arizona	18	81	1520	7	18.8
12	San Jose	18	78	1447	3	18.6

2015 STATISTICS

KICK RETURN YARDS		G	RET	YDS	TD	AVG
1	Portland	18	105	2104	8	20.0
2	Cleveland	18	108	2013	3	18.6
3	Las Vegas	18	109	1975	6	18.1
4	Orlando	18	102	1969	5	19.3
5	Spokane	18	104	1812	1	17.4
6	Tampa Bay	18	104	1688	3	16.2
7	Los Angeles	18	96	1662	3	17.3
8	New Orleans	18	93	1605	2	17.3
9	Arizona	18	81	1520	7	18.8
10	San Jose	18	78	1447	3	18.6
11	Jacksonville	18	89	1323	3	14.9
12	Philadelphia	18	82	1253	0	15.3

KICK RETURN TDS		G	RET	YDS	TD	AVG
1	Portland	18	105	2104	8	20.0
2	Arizona	18	81	1520	7	18.8
3	Las Vegas	18	109	1975	6	18.1
4	Orlando	18	102	1969	5	19.3
5	Cleveland	18	108	2013	3	18.6
	Tampa Bay	18	104	1688	3	16.2
	Los Angeles	18	96	1662	3	17.3
	San Jose	18	78	1447	3	18.6
	Jacksonville	18	89	1323	3	14.9
10	New Orleans	18	93	1605	2	17.3
11	Spokane	18	104	1812	1	17.4
12	Philadelphia	18	82	1253	0	15.3

INTERCEPTION RETURN AVG		G	NO	YDS	TD	AVG
1	Cleveland	18	13	243	6	18.7
2	Los Angeles	18	14	258	4	18.4
3	New Orleans	18	13	213	2	16.4
4	Portland	18	16	213	3	13.3
5	Las Vegas	18	10	118	3	11.8
6	Jacksonville	18	26	296	2	11.4
7	San Jose	18	33	355	5	10.8
8	Orlando	18	17	167	3	9.8
9	Philadelphia	18	24	216	4	9.0
10	Spokane	18	15	118	0	7.9
11	Arizona	18	25	194	0	7.8
12	Tampa Bay	18	13	66	0	5.1

INTERCEPTION RETURNS		G	NO	YDS	TD	AVG
1	San Jose	18	33	355	5	10.8
2	Jacksonville	18	26	296	2	11.4
3	Arizona	18	25	194	0	7.8
4	Philadelphia	18	24	216	4	9.0
5	Orlando	18	17	167	3	9.8
6	Portland	18	16	213	3	13.3
7	Spokane	18	15	118	0	7.9
8	Los Angeles	18	14	258	4	18.4
9	Tampa Bay	18	13	66	0	5.1
	New Orleans	18	13	213	2	16.4
	Cleveland	18	13	243	6	18.7
12	Las Vegas	18	10	118	3	11.8

INTERCEPTION RET YARDS		G	NO	YDS	TD	AVG
1	San Jose	18	33	355	5	10.8
2	Jacksonville	18	26	296	2	11.4
3	Los Angeles	18	14	258	4	18.4
4	Cleveland	18	13	243	6	18.7
5	Philadelphia	18	24	216	4	9.0
6	New Orleans	18	13	213	2	16.4
	Portland	18	16	213	3	13.3
8	Arizona	18	25	194	0	7.8
9	Orlando	18	17	167	3	9.8
10	Las Vegas	18	10	118	3	11.8
	Spokane	18	15	118	0	7.9
12	Tampa Bay	18	13	66	0	5.1

INTERCEPTION RETURN TDS		G	NO	YDS	TD	AVG
1	Cleveland	18	13	243	6	18.7
2	San Jose	18	33	355	5	10.8
3	Los Angeles	18	14	258	4	18.4
	Philadelphia	18	24	216	4	9.0
5	Portland	18	16	213	3	13.3
	Orlando	18	17	167	3	9.8
	Las Vegas	18	10	118	3	11.8
8	Jacksonville	18	26	296	2	11.4
	New Orleans	18	13	213	2	16.4
10	Arizona	18	25	194	0	7.8
	Spokane	18	15	118	0	7.9
	Tampa Bay	18	13	66	0	5.1

FUMBLE RETURN AVG		G	RCVD	RET	YDS	TD	AVG
1	San Jose	18	12	6	97	1	16.2
2	Philadelphia	18	13	5	62	3	12.4
3	Las Vegas	18	12	4	49	1	12.2
4	Spokane	18	19	5	61	8	12.2
5	Los Angeles	18	10	2	24	0	12.0
6	Orlando	18	12	3	32	3	10.7
7	Jacksonville	18	17	3	30	1	10.0
8	Tampa Bay	18	16	5	39	4	7.8
9	Portland	18	12	3	12	5	4.0
10	Cleveland	18	14	4	13	2	3.2
11	New Orleans	18	9	1	2	0	2.0
12	Arizona	18	18	2	3	2	1.5

FUMBLE RETURNS		G	RCVD	RET	YDS	TD	AVG
1	San Jose	18	12	6	97	1	16.2
2	Tampa Bay	18	16	5	39	4	7.8
	Spokane	18	19	5	61	8	12.2
	Philadelphia	18	13	5	62	3	12.4
5	Cleveland	18	14	4	13	2	3.2
	Las Vegas	18	12	4	49	1	12.2
7	Portland	18	12	3	12	5	4.0
	Orlando	18	12	3	32	3	10.7
	Jacksonville	18	17	3	30	1	10.0
10	Arizona	18	18	2	3	2	1.5
	Los Angeles	18	10	2	24	0	12.0
12	New Orleans	18	9	1	2	0	2.0

FUMBLE RETURN YARDS		G	RCVD	RET	YDS	TD	AVG
1	San Jose	18	12	6	97	1	16.2
2	Philadelphia	18	13	5	62	3	12.4
3	Spokane	18	19	5	61	8	12.2
4	Las Vegas	18	12	4	49	1	12.2
5	Tampa Bay	18	16	5	39	4	7.8
6	Orlando	18	12	3	32	3	10.7
7	Jacksonville	18	17	3	30	1	10.0
8	Los Angeles	18	10	2	24	0	12.0
9	Cleveland	18	14	4	13	2	3.2
10	Portland	18	12	3	12	5	4.0
11	Arizona	18	18	2	3	2	1.5
12	New Orleans	18	9	1	2	0	2.0

FUMBLE RETURN TDS		G	RCVD	RET	YDS	TD	AVG
1	Spokane	18	19	5	61	8	12.2
2	Portland	18	12	3	12	5	4.0
3	Tampa Bay	18	16	5	39	4	7.8
4	Philadelphia	18	13	5	62	3	12.4
	Orlando	18	12	3	32	3	10.7
6	Cleveland	18	14	4	13	2	3.2
	Arizona	18	18	2	3	2	1.5
8	San Jose	18	12	6	97	1	16.2
	Las Vegas	18	12	4	49	1	12.2
	Jacksonville	18	17	3	30	1	10.0
11	Los Angeles	18	10	2	24	0	12.0
	New Orleans	18	9	1	2	0	2.0

FUMBLES RECOVERED		G	RCVD	RET	YDS	TD	AVG
1	Spokane	18	19	5	61	8	12.2
2	Arizona	18	18	2	3	2	1.5
3	Jacksonville	18	17	3	30	1	10.0
4	Tampa Bay	18	16	5	39	4	7.8
5	Cleveland	18	14	4	13	2	3.2
6	Philadelphia	18	13	5	62	3	12.4
7	Las Vegas	18	12	4	49	1	12.2
	Portland	18	12	3	12	5	4.0
	Orlando	18	12	3	32	3	10.7
	San Jose	18	12	6	97	1	16.2
11	Los Angeles	18	10	2	24	0	12.0
12	New Orleans	18	9	1	2	0	2.0

TURNOVER MARGIN		GAINED			LOST			MAR	PER/G	
		FUM	INT	TOT	FUM	INT	TOT			
1	San Jose	18	12	33	45	13	6	19	+26	1.44
2	Jacksonville	18	17	26	43	13	12	25	+18	1.00
3	Arizona	18	18	25	43	9	18	27	+16	0.89
4	Philadelphia	18	13	24	37	10	13	23	+14	0.78
5	Orlando	18	12	17	29	16	13	29	+0	0.00
6	Cleveland	18	14	13	27	15	19	34	-7	-0.39
7	Spokane	18	19	15	34	14	28	42	-8	-0.44
8	Los Angeles	18	10	14	24	18	16	34	-10	-0.56
	Portland	18	12	16	28	12	26	38	-10	-0.56
10	Tampa Bay	18	16	13	29	16	24	40	-11	-0.61
11	Las Vegas	18	12	10	22	11	24	35	-13	-0.72
12	New Orleans	18	9	13	22	17	20	37	-15	-0.83

FIRST DOWNS		G	RUSH	PASS	PEN	TOTAL
1	Arizona	18	40	275	75	390
2	Jacksonville	18	64	262	62	388
3	Cleveland	18	39	272	73	384
4	Philadelphia	18	41	285	47	373
5	Orlando	18	64	253	42	359
6	San Jose	18	39	255	58	352
7	Tampa Bay	18	24	260	63	347
8	Spokane	18	45	250	49	344
9	New Orleans	18	44	215	73	332
10	Portland	18	27	234	65	326
11	Los Angeles	18	37	220	62	319
12	Las Vegas	18	38	201	54	293

1ST DOWNS RUSHING		G	RUSH	PASS	PEN	TOTAL
1	Jacksonville	18	64	262	62	388
	Orlando	18	64	253	42	359
3	Spokane	18	45	250	49	344
4	New Orleans	18	44	215	73	332
5	Philadelphia	18	41	285	47	373
6	Arizona	18	40	275	75	390
7	Cleveland	18	39	272	73	384
	San Jose	18	39	255	58	352
9	Las Vegas	18	38	201	54	293
10	Los Angeles	18	37	220	62	319
11	Portland	18	27	234	65	326
12	Tampa Bay	18	24	260	63	347

1ST DOWNS PASSING		G	RUSH	PASS	PEN	TOTAL
1	Philadelphia	18	41	285	47	373
2	Arizona	18	40	275	75	390
3	Cleveland	18	39	272	73	384
4	Jacksonville	18	64	262	62	388
5	Tampa Bay	18	24	260	63	347
6	San Jose	18	39	255	58	352
7	Orlando	18	64	253	42	359
8	Spokane	18	45	250	49	344
9	Portland	18	27	234	65	326
10	Los Angeles	18	37	220	62	319
11	New Orleans	18	44	215	73	332
12	Las Vegas	18	38	201	54	293

1ST DOWNS BY PENALTY		G	RUSH	PASS	PEN	TOTAL
1	Arizona	18	40	275	75	390
2	Cleveland	18	39	272	73	384
	New Orleans	18	44	215	73	332
4	Portland	18	27	234	65	326
5	Tampa Bay	18	24	260	63	347
6	Jacksonville	18	64	262	62	388
	Los Angeles	18	37	220	62	319
8	San Jose	18	39	255	58	352
9	Las Vegas	18	38	201	54	293
10	Spokane	18	45	250	49	344
11	Philadelphia	18	41	285	47	373
12	Orlando	18	64	253	42	359

OPPONENT 1ST DOWNS		G	RUSH	PASS	PEN	TOTAL
1	San Jose	18	33	234	54	321
	Philadelphia	18	48	200	73	321
3	Las Vegas	18	41	230	57	328
4	Arizona	18	27	243	59	329
5	Los Angeles	18	45	236	60	341
6	Tampa Bay	18	50	240	58	348
7	New Orleans	18	38	248	64	350
8	Cleveland	18	32	275	52	359
	Jacksonville	18	49	252	58	359
10	Spokane	18	55	264	50	369
11	Portland	18	42	259	79	380
12	Orlando	18	42	301	59	402

3RD-DN CONVERSIONS		G	CONV	ATT	PCT
1	San Jose	18	64	109	58.7
2	Orlando	18	53	102	52.0
3	Philadelphia	18	59	114	51.8
4	Jacksonville	18	48	102	47.1
5	Arizona	18	54	116	46.6
6	Tampa Bay	18	67	146	45.9
7	Spokane	18	58	131	44.3
8	Portland	18	47	109	43.1
9	Cleveland	18	50	119	42.0
10	Los Angeles	18	60	147	40.8
11	Las Vegas	18	43	113	38.1
12	New Orleans	18	44	120	36.7

OPP 3RD-DN CONVERT		G	CONV	ATT	PCT
1	San Jose	18	41	137	29.9
2	Arizona	18	42	123	34.1
3	Tampa Bay	18	44	113	38.9
4	Philadelphia	18	50	126	39.7
5	Cleveland	18	49	112	43.8
6	Jacksonville	18	50	110	45.5
7	Las Vegas	18	51	112	45.5
8	New Orleans	18	46	91	50.5
9	Orlando	18	72	136	52.9
10	Spokane	18	69	130	53.1
11	Portland	18	66	122	54.1
12	Los Angeles	18	67	116	57.8

4TH-DN CONVERSIONS		G	CONV	ATT	PCT
1	Philadelphia	18	25	42	59.5
2	Jacksonville	18	22	37	59.5
3	Arizona	18	21	39	53.8
4	Cleveland	18	24	48	50.0
5	Tampa Bay	18	25	56	44.6
6	New Orleans	18	22	50	44.0
7	Orlando	18	14	33	42.4
8	San Jose	18	15	36	41.7
9	Spokane	18	21	53	39.6
10	Los Angeles	18	24	65	36.9
11	Portland	18	14	45	31.1
12	Las Vegas	18	15	59	25.4

2015 STATISTICS

OPP 4TH-DN CONVERT	G	CONV	ATT	PCT	
1	San Jose	18	22	78	28.2
2	Arizona	18	19	62	30.6
3	Portland	18	14	39	35.9
4	Philadelphia	18	22	59	37.3
5	Las Vegas	18	18	43	41.9
6	Los Angeles	18	15	33	45.5
7	Spokane	18	21	43	48.8
8	Orlando	18	21	42	50.0
9	Tampa Bay	18	26	49	53.1
10	Cleveland	18	25	46	54.3
11	New Orleans	18	18	33	54.5
12	Jacksonville	18	21	36	58.3

SACKS BY	G	SACKS	YARDS	
1	San Jose	18	44	192
2	Arizona	18	34	186
3	Jacksonville	18	32	168
4	Las Vegas	18	29	136
	Spokane	18	29	140
6	Cleveland	18	28	143
7	Philadelphia	18	27	135
8	Portland	18	26	139
9	Tampa Bay	18	18	110
	Orlando	18	18	85
11	Los Angeles	18	14	73
12	New Orleans	18	8	39

SACKS AGAINST	G	SACKS	YARDS	
1	Jacksonville	18	8	43
2	Philadelphia	18	10	56
3	Arizona	18	15	99
	Cleveland	18	15	96
5	Portland	18	19	105
6	Orlando	18	26	106
7	San Jose	18	31	163
8	New Orleans	18	34	167
	Las Vegas	18	34	203
10	Tampa Bay	18	35	138
11	Spokane	18	36	166
12	Los Angeles	18	44	204

PENALTIES	G	NO	YDS	AVG/G	
1	Cleveland	18	133	946	52.6
2	Tampa Bay	18	151	948	52.7
3	Spokane	18	145	953	52.9
4	Las Vegas	18	152	961	53.4
5	Orlando	18	138	1001	55.6
6	Philadelphia	18	146	1013	56.3
7	San Jose	18	162	1089	60.5
8	New Orleans	18	159	1099	61.1
9	Arizona	18	159	1132	62.9
10	Jacksonville	18	167	1148	63.8
11	Portland	18	181	1213	67.4
12	Los Angeles	18	172	1242	69.0

OPPONENT PENALTIES	G	NO	YDS	AVG/G	
1	Los Angeles	18	178	1247	69.3
2	Cleveland	18	174	1240	68.9
3	Las Vegas	18	156	1183	65.7
4	New Orleans	18	165	1167	64.8
5	Portland	18	181	1096	60.9
6	Tampa Bay	18	145	1049	58.3
7	Spokane	18	147	1040	57.8
8	San Jose	18	141	1024	56.9
9	Arizona	18	167	1020	56.7
10	Jacksonville	18	143	993	55.2
11	Philadelphia	18	134	896	49.8
12	Orlando	18	134	790	43.9

TIME OF POSSESSION	G	TOTAL	TIME AVG/G	
1	Portland	18	544:53	30:16
2	Jacksonville	18	541:14	30:04
3	New Orleans	18	538:47	29:55
4	Arizona	18	534:05	29:40
5	Orlando	18	522:40	29:02
6	Las Vegas	18	519:27	28:51
7	Spokane	18	516:08	28:40
8	San Jose	18	513:36	28:32
9	Tampa Bay	18	-529:-35	-29:-25
10	Cleveland	18	-533:-49	-29:-39
11	Los Angeles	18	-534:-59	-29:-43
12	Philadelphia	18	-545:-27	-30:-18

KICKOFF	G	NO	YARDS	AVG	RETN	TB	NETAVG	
1	Los Angeles	18	110	6040	54.9	1345	36	41.0
2	San Jose	18	162	8952	55.3	2101	45	40.9
3	Orlando	18	150	7931	52.9	1576	48	40.8
4	Arizona	18	166	8840	53.3	1885	40	40.7
5	Tampa Bay	18	121	6627	54.8	1633	21	40.4
6	Spokane	18	133	6990	52.6	1483	40	39.9
7	Philadelphia	18	150	7981	53.2	1836	44	39.5
8	Cleveland	18	137	7239	52.8	1713	34	39.1
9	Jacksonville	18	140	7615	54.4	1958	45	38.8
10	Portland	18	137	7138	52.1	1692	27	38.8
11	New Orleans	18	110	5723	52.0	1474	24	37.5
12	Las Vegas	18	111	5858	52.8	1675	23	36.6

RED ZONE OFFENSE	G	REDZONE	%	TDS	R/P	FG-AT	FMB/INT/DWN/OTR	
1	New Orleans	18	50-58	86.2	45	26/19	5-6	1/4/2/0
2	Arizona	18	88-103	85.4	87	21/66	1-3	2/2/5/4
3	Orlando	18	80-95	84.2	75	34/41	5-6	5/2/6/1
4	Philadelphia	18	74-88	84.1	71	22/49	3-4	4/4/4/1
5	Jacksonville	18	78-93	83.9	74	31/43	4-4	2/2/6/5
6	San Jose	18	68-82	82.9	65	27/38	3-4	4/1/5/3
7	Portland	18	62-76	81.6	62	20/42	0-1	1/4/7/1
8	Cleveland	18	72-94	76.6	68	20/48	4-5	4/8/8/1
9	Las Vegas	18	52-69	75.4	52	21/31	0-0	1/4/8/4
10	Tampa Bay	18	50-68	73.5	48	12/36	2-3	3/4/6/4
11	Los Angeles	18	47-68	69.1	44	15/29	3-5	5/2/12/0
12	Spokane	18	52-77	67.5	50	20/30	2-5	4/6/7/5

RED ZONE DEFENSE	G	REDZONE	%	TDS	R/P	FG-AT	FMB/INT/DWN/OTR	
1	San Jose	18	49-73	67.1	48	18/30	1-1	4/4/14/2
2	Los Angeles	18	61-80	76.2	61	24/37	0-2	2/4/6/5
3	Orlando	18	67-87	77.0	62	20/42	5-7	5/4/5/4
4	Spokane	18	67-86	77.9	65	30/35	2-6	6/4/5/0
5	Cleveland	18	67-85	78.8	65	20/45	2-4	3/4/6/3
6	Philadelphia	18	49-62	79.0	49	19/30	0-0	1/4/7/1
7	Tampa Bay	18	68-86	79.1	62	26/36	6-6	6/2/8/2
8	Las Vegas	18	74-92	80.4	70	26/44	4-6	4/2/9/1
9	Jacksonville	18	73-90	81.1	71	32/39	2-3	3/8/3/2
10	Portland	18	74-87	85.1	71	23/48	3-4	1/3/4/4
11	New Orleans	18	75-87	86.2	70	18/52	5-5	1/4/3/4
12	Arizona	18	49-56	87.5	47	13/34	2-2	0/0/6/1

ON-SIDE KICK SUCCESS	G	ONSIDE	PERCENT	
1	Orlando	18	6-19	31.6
2	Philadelphia	18	7-23	30.4
3	Las Vegas	18	5-17	29.4
4	San Jose	18	2-7	28.6
5	Tampa Bay	18	5-18	27.8
6	New Orleans	18	2-10	20.0
7	Cleveland	18	3-16	18.8
8	Jacksonville	18	4-22	18.2
9	Los Angeles	18	1-10	10.0
10	Portland	18	0-10	0.0
	Spokane	18	0-6	0.0
	Arizona	18	0-1	0.0

ON-SIDE KICK ALLOWED		G	ONSIDE	PERCENT
1	Orlando	18	1-16	6.2
2	San Jose	18	1-13	7.7
3	Tampa Bay	18	1-10	10.0
4	Arizona	18	2-16	12.5
5	Philadelphia	18	4-25	16.0
6	Jacksonville	18	5-21	23.8
7	Cleveland	18	4-15	26.7
8	Spokane	18	4-12	33.3
	Portland	18	4-12	33.3
	Las Vegas	18	2-6	33.3
11	New Orleans	18	3-6	50.0
12	Los Angeles	18	4-7	57.1

TOTAL OFFENSE	TEAM	G	RUSH	PASS	PLAYS	TOTAL	YDS/G	
1	BOLTUS, Jason	TBY	18	164	5025	782	5189	288.3
2	RAUDABAUGH, Dan	PHI	18	21	4992	623	5013	278.5
3	HIPPEARD, Randy	ORL	11	52	2997	350	3049	277.2
4	AUSTIN, Shane	CLE	18	185	4651	738	4836	268.7
5	GRADY, Tommy	JAX	18	-7	4660	605	4653	258.5
6	DAVILA, Nick	ARI	14	10	3519	482	3529	252.1
7	MEYER, Erik	SJS	17	142	4057	557	4199	247.0
8	SOUTHWICK, Dann	LAK	10	51	2342	353	2393	239.3
9	KENNEDY, Adam	NOV	13	114	2863	459	2977	229.0
10	ROWLEY, Kyle	POR	17	14	3651	562	3665	215.6

TOTAL OFF. AVG/PLAY	TEAM	G	RUSH	PASS	PLAYS	TOTAL	YDS/P
1	HIPPEARD, Randy	ORL	11	52	2997	350	8.7
2	RAUDABAUGH, Dan	PHI	18	21	4992	623	8.0
3	GRADY, Tommy	JAX	18	-7	4660	605	7.7
4	STANLEY, Nathan	SJS	9	12	723	97	7.6
5	MEYER, Erik	SJS	17	142	4057	557	7.5
6	CHAPPLE, Lee	JAX	13	23	177	27	7.4
7	DAVILA, Nick	ARI	14	10	3519	482	7.3
8	SMITH, Warren	SPO	10	119	1816	278	7.0
9	SOUTHWICK, Dann	LAK	10	51	2342	353	6.8
10	MORRIS, Bernard	ORL	14	273	1725	295	6.8

TOTAL OFFENSE PLAYS	TEAM	G	RUSH	PASS	PLAYS	TOTAL	YDS/G
1	BOLTUS, Jason	TBY	18	164	5025	782	288.3
2	AUSTIN, Shane	CLE	18	185	4651	738	268.7
3	RAUDABAUGH, Dan	PHI	18	21	4992	623	278.5
4	GRADY, Tommy	JAX	18	-7	4660	605	258.5
5	ROWLEY, Kyle	POR	17	14	3651	562	215.6
6	MEYER, Erik	SJS	17	142	4057	557	247.0
7	DAVILA, Nick	ARI	14	10	3519	482	252.1
8	KENNEDY, Adam	NOV	13	114	2863	459	229.0
9	SOUTHWICK, Dann	LAK	10	51	2342	353	239.3
10	HIPPEARD, Randy	ORL	11	52	2997	350	277.2

TOTAL OFFENSE YARDS	TEAM	G	RUSH	PASS	PLAYS	TOTAL	YDS/G
1	BOLTUS, Jason	TBY	18	164	5025	782	288.3
2	RAUDABAUGH, Dan	PHI	18	21	4992	623	278.5
3	AUSTIN, Shane	CLE	18	185	4651	738	268.7
4	GRADY, Tommy	JAX	18	-7	4660	605	258.5
5	MEYER, Erik	SJS	17	142	4057	557	247.0
6	ROWLEY, Kyle	POR	17	14	3651	562	215.6
7	DAVILA, Nick	ARI	14	10	3519	482	252.1
8	HIPPEARD, Randy	ORL	11	52	2997	350	277.2
9	KENNEDY, Adam	NOV	13	114	2863	459	229.0
10	SOUTHWICK, Dann	LAK	10	51	2342	353	239.3

TOTAL OFFENSE TDS	TEAM	G	RUSH	PASS	TOTAL	
1	RAUDABAUGH, Dan	PHI	18	1	119	120
2	AUSTIN, Shane	CLE	18	12	101	113
3	BOLTUS, Jason	TBY	18	10	98	108
4	MEYER, Erik	SJS	17	6	93	99
5	GRADY, Tommy	JAX	18	0	95	95
6	DAVILA, Nick	ARI	14	1	87	88
7	ROWLEY, Kyle	POR	17	5	71	76
8	HIPPEARD, Randy	ORL	11	2	61	63
9	KENNEDY, Adam	NOV	13	11	43	54
10	MORRIS, Bernard	ORL	14	15	32	47

ALL PURPOSE	TEAM	G	RUSH	RCV	MFG	KR	YDS	AVG/G	
1	THOMPSON, Bran	ORL	17	160	1266	62	1854	3342	196.6
2	GRAY, Reggie	SJS	18	1	1698	0	1282	2981	165.6
3	JACKSON, Amarri	CLE	18	38	1173	0	1532	2743	152.4
4	BROOKS, Duane	POR	17	15	559	0	1994	2568	151.1
5	INGS, Kendrick	TBY	17	3	997	38	1435	2473	145.5
6	YOUNG, Gerald	LVO	10	9	293	106	1003	1411	141.1
7	CRUZ, AJ	ARI	12	46	220	0	1221	1487	123.9
8	JONES, Anthony	JAX	18	7	2087	0	0	2094	116.3
9	MORGAN, Donovan	LAK	18	4	2074	0	0	2078	115.4
10	AMOS, Anthony	SPO	17	32	1205	0	690	1927	113.4

SCORING	TEAM	G	TD	XPT	FG	2XP	PTS	PTS/G
1	WINDSOR, Rod	ARI	16	42	0	0	252	15.8
2	GRAY, Reggie	SJS	18	47	0	0	282	15.7
3	TAYLOR, Collin	CLE	18	45	0	2	272	15.1
4	MORGAN, Donovan	LAK	18	44	0	0	264	14.7
5	THOMAS, Marco	PHI	17	40	0	2	242	14.2
6	HILLS, Joe	JAX	18	42	0	4	256	14.2
7	JONES, Anthony	JAX	18	40	0	0	240	13.3
8	PERRY, Jared	POR	14	29	0	0	174	12.4
9	BRACKINS, Larry	ORL	16	33	0	0	198	12.4
10	THOMPSON, Bran	ORL	17	34	0	2	206	12.1

SCORING (TDS)	TEAM	G	TD	RUSH	PASS	RET	PAT	PTS	PTS/G
1	WINDSOR, Rod	ARI	16	42	3	39	0	252	15.8
2	GRAY, Reggie	SJS	18	47	0	44	3	282	15.7
3	TAYLOR, Collin	CLE	18	45	1	43	1	272	15.1
4	MORGAN, Donovan	LAK	18	44	0	44	0	264	14.7
5	THOMAS, Marco	PHI	17	40	0	40	0	242	14.2
6	HILLS, Joe	JAX	18	42	0	42	0	256	14.2
7	JONES, Anthony	JAX	18	40	2	38	0	240	13.3
8	PERRY, Jared	POR	14	29	0	29	0	174	12.4
9	BRACKINS, Larry	ORL	16	33	4	29	0	198	12.4
10	THOMPSON, Bran	ORL	17	34	5	23	6	206	12.1

SCORING (KICK)	TEAM	G	PATS	FGS	PTS	PTS/G	
1	FREVERT, Tommy	PHI	17	124-137	4-8	136	8.0
2	PERTUIT, Nich	SJS	18	134-150	3-6	143	7.9
3	LEWIS, Mark	ORL	18	118-129	6-8	136	7.6
4	RAUCH, Julian	JAX	16	98-118	7-15	119	7.4
5	TREVINO, Adrian	CLE	17	104-116	7-8	125	7.4
6	LINDHOLM, Garre	NOV	11	55-61	6-11	73	6.6
7	SCACCIA, Fabriz	ARI	13	80-100	1-1	83	6.4
8	ROWAN, Taylor	SPO	18	100-117	3-8	109	6.1
9	LACAYO, Ernesto	LVO	11	54-59	2-4	60	5.5
10	PETERSON, Craig	TBY	18	85-98	4-6	97	5.4

2015 STATISTICS

RUSHING									
	TEAM	G	ATT	YDS	AVG	TD	LONG	YDS/G	
1	ROSS, Derrick	JAX	18	147	586	4.0	33	43	32.6
2	TAGGART, Tommy	PHI	15	103	301	2.9	16	25	20.1
3	MORRIS, Bernard	ORL	14	54	273	5.1	15	32	19.5
4	BENSON, Mykel	ARI	18	96	286	3.0	17	29	15.9
5	SMITH, Warren	SPO	10	31	119	3.8	5	26	11.9
6	BRACKETT, Sean	LVO	12	30	129	4.3	6	25	10.8
7	AUSTIN, Shane	CLE	18	56	185	3.3	12	18	10.3
8	THOMPSON, Bran	ORL	17	28	160	5.7	5	19	9.4
9	BOLTUS, Jason	TBY	18	68	164	2.4	10	14	9.1
10	SIMONS, Michael	ORL	18	57	160	2.8	13	17	8.9

YARDS PER RUSH									
	TEAM	G	ATT	YDS	AVG	TD	LONG	YDS/G	
1	MORRIS, Bernard	ORL	14	54	273	5.1	15	32	19.5
2	BRACKETT, Sean	LVO	12	30	129	4.3	6	25	10.8
3	ROSS, Derrick	JAX	18	147	586	4.0	33	43	32.6
4	SMITH, Warren	SPO	10	31	119	3.8	5	26	11.9
5	AUSTIN, Shane	CLE	18	56	185	3.3	12	18	10.3
6	KENNEDY, Adam	NOV	13	37	114	3.1	11	18	8.8
7	BENSON, Mykel	ARI	18	96	286	3.0	17	29	15.9
8	TAGGART, Tommy	PHI	15	103	301	2.9	16	25	20.1
9	SIMONS, Michael	ORL	18	57	160	2.8	13	17	8.9
10	KELLY, Bryson	SPO	13	35	95	2.7	7	11	7.3

RUSH ATTEMPTS									
	TEAM	G	ATT	YDS	AVG	TD	LONG	YDS/G	
1	ROSS, Derrick	JAX	18	147	586	4.0	33	43	32.6
2	TAGGART, Tommy	PHI	15	103	301	2.9	16	25	20.1
3	BENSON, Mykel	ARI	18	96	286	3.0	17	29	15.9
4	BOLTUS, Jason	TBY	18	68	164	2.4	10	14	9.1
5	SIMONS, Michael	ORL	18	57	160	2.8	13	17	8.9
6	AUSTIN, Shane	CLE	18	56	185	3.3	12	18	10.3
7	FALLS, Roosevelt	NOV	16	55	137	2.5	10	18	8.6
8	MORRIS, Bernard	ORL	14	54	273	5.1	15	32	19.5
9	ARMSTRONG, Odie	SJS	16	48	127	2.6	15	8	7.9
10	MARTINEZ, John	POR	18	46	66	1.4	14	15	3.7

RUSH YARDS									
	TEAM	G	ATT	YDS	AVG	TD	LONG	YDS/G	
1	ROSS, Derrick	JAX	18	147	586	4.0	33	43	32.6
2	TAGGART, Tommy	PHI	15	103	301	2.9	16	25	20.1
3	BENSON, Mykel	ARI	18	96	286	3.0	17	29	15.9
4	MORRIS, Bernard	ORL	14	54	273	5.1	15	32	19.5
5	AUSTIN, Shane	CLE	18	56	185	3.3	12	18	10.3
6	BOLTUS, Jason	TBY	18	68	164	2.4	10	14	9.1
7	SIMONS, Michael	ORL	18	57	160	2.8	13	17	8.9
8	THOMPSON, Bran	ORL	17	28	160	5.7	5	19	9.4
9	MCPHERSON, Adri	LAK	7	31	154	5.0	8	22	22.0
10	MEYER, Erik	SJS	17	29	142	4.9	6	15	8.4

RUSHING TDS									
	TEAM	G	ATT	YDS	AVG	TD	LONG	YDS/G	
1	ROSS, Derrick	JAX	18	147	586	4.0	33	43	32.6
2	BENSON, Mykel	ARI	18	96	286	3.0	17	29	15.9
3	TAGGART, Tommy	PHI	15	103	301	2.9	16	25	20.1
4	MORRIS, Bernard	ORL	14	54	273	5.1	15	32	19.5
5	ARMSTRONG, Odie	SJS	16	48	127	2.6	15	8	7.9
6	MARTINEZ, John	POR	18	46	66	1.4	14	15	3.7
7	SIMONS, Michael	ORL	18	57	160	2.8	13	17	8.9
8	AUSTIN, Shane	CLE	18	56	185	3.3	12	18	10.3
9	KENNEDY, Adam	NOV	13	37	114	3.1	11	18	8.8
10	BOLTUS, Jason	TBY	18	68	164	2.4	10	14	9.1

PASSING AVG/GAME										
	TEAM	G	ATT	CMP	INT	PCT.	YDS	TD	AVG/G	
1	BOLTUS, Jason	TBY	18	714	408	23	57.1	5025	98	279.2
2	RAUDABAUGH, Dan	PHI	18	620	411	12	66.3	4992	119	277.3
3	HIPPEARD, Randy	ORL	11	332	247	6	74.4	2997	61	272.5
4	GRADY, Tommy	JAX	18	597	402	11	67.3	4660	95	258.9
5	AUSTIN, Shane	CLE	18	682	416	18	61.0	4651	101	258.4
6	DAVILA, Nick	ARI	14	474	313	10	66.0	3519	87	251.4
7	MEYER, Erik	SJS	17	528	353	6	66.9	4057	93	238.6
8	SOUTHWICK, Dann	LAK	10	338	191	10	56.5	2342	43	234.2
9	KENNEDY, Adam	NOV	13	422	260	14	61.6	2863	43	220.2
10	ROWLEY, Kyle	POR	17	546	322	21	59.0	3651	71	214.8

PASS EFFICIENCY											
	TEAM	G	ATT	CMP	INT	PCT.	YDS	TD	EFF.		
1	HIPPEARD, Randy	ORL	11	332	247	6	74.4	2997	61	133.7	
2	STANLEY, Nathan	SJS	9	92	57	0	62.0	723	20	126.0	
3	MEYER, Erik	SJS	17	528	353	6	66.9	4057	93	124.7	
4	GRADY, Tommy	JAX	18	597	402	11	67.3	4660	95	122.6	
5	RAUDABAUGH, Dan	PHI	18	620	411	12	66.3	4992	119	122.4	
6	DAVILA, Nick	ARI	14	474	313	10	66.0	3519	87	118.8	
7	AUSTIN, Shane	CLE	18	682	416	18	61.0	4651	101	107.4	
8	SMITH, Warren	SPO	10	247	158	10	64.0	1816	32	101.5	
9	MORRIS, Bernard	ORL	14	241	136	7	56.4	1725	32	100.0	
10	BOLTUS, Jason	TBY	18	714	408	23	57.1	5025	98	99.9	

PASS YDS/COMP.											
	TEAM	G	ATT	CMP	INT	PCT.	YDS	TD	AVG/C		
1	BRACKETT, Sean	LVO	12	154	80	7	51.9	1114	23	13.9	
2	STANLEY, Nathan	SJS	9	92	57	0	62.0	723	20	12.7	
3	MORRIS, Bernard	ORL	14	241	136	7	56.4	1725	32	12.7	
4	BOLTUS, Jason	TBY	18	714	408	23	57.1	5025	98	12.3	
5	SOUTHWICK, Dann	LAK	10	338	191	10	56.5	2342	43	12.3	
6	RAUDABAUGH, Dan	PHI	18	620	411	12	66.3	4992	119	12.1	
7	HIPPEARD, Randy	ORL	11	332	247	6	74.4	2997	61	12.1	
8	READER, Brian	NOV	9	182	96	6	52.7	1143	21	11.9	
9	GRADY, Tommy	JAX	18	597	402	11	67.3	4660	95	11.6	
10	SMITH, Warren	SPO	10	247	158	10	64.0	1816	32	11.5	

PASS YDS/ATT											
	TEAM	G	ATT	CMP	INT	PCT.	YDS	TD	AVG/A		
1	HIPPEARD, Randy	ORL	11	332	247	6	74.4	2997	61	9.0	
2	RAUDABAUGH, Dan	PHI	18	620	411	12	66.3	4992	119	8.1	
3	STANLEY, Nathan	SJS	9	92	57	0	62.0	723	20	7.9	
4	GRADY, Tommy	JAX	18	597	402	11	67.3	4660	95	7.8	
5	MEYER, Erik	SJS	17	528	353	6	66.9	4057	93	7.7	
6	DAVILA, Nick	ARI	14	474	313	10	66.0	3519	87	7.4	
7	SMITH, Warren	SPO	10	247	158	10	64.0	1816	32	7.4	
8	BRACKETT, Sean	LVO	12	154	80	7	51.9	1114	23	7.2	
9	MORRIS, Bernard	ORL	14	241	136	7	56.4	1725	32	7.2	
10	BOLTUS, Jason	TBY	18	714	408	23	57.1	5025	98	7.0	

PASS COMP. PCT											
	TEAM	G	ATT	CMP	INT	PCT.	YDS	TD	AVG/G		
1	HIPPEARD, Randy	ORL	11	332	247	6	74.4	2997	61	272.5	
2	GRADY, Tommy	JAX	18	597	402	11	67.3	4660	95	258.9	
3	MEYER, Erik	SJS	17	528	353	6	66.9	4057	93	238.6	
4	RAUDABAUGH, Dan	PHI	18	620	411	12	66.3	4992	119	277.3	
5	DAVILA, Nick	ARI	14	474	313	10	66.0	3519	87	251.4	
6	SMITH, Warren	SPO	10	247	158	10	64.0	1816	32	181.6	
7	STANLEY, Nathan	SJS	9	92	57	0	62.0	723	20	80.3	
8	KENNEDY, Adam	NOV	13	422	260	14	61.6	2863	43	220.2	
9	AUSTIN, Shane	CLE	18	682	416	18	61.0	4651	101	258.4	
10	ROWLEY, Kyle	POR	17	546	322	21	59.0	3651	71	214.8	

PASSING YARDS											
	TEAM	G	ATT	CMP	INT	PCT.	YDS	TD	AVG/G		
1	BOLTUS, Jason	TBY	18	714	408	23	57.1	5025	98	279.2	
2	RAUDABAUGH, Dan	PHI	18	620	411	12	66.3	4992	119	277.3	
3	GRADY, Tommy	JAX	18	597	402	11	67.3	4660	95	258.9	
4	AUSTIN, Shane	CLE	18	682	416	18	61.0	4651	101	258.4	
5	MEYER, Erik	SJS	17	528	353	6	66.9	4057	93	238.6	
6	ROWLEY, Kyle	POR	17	546	322	21	59.0	3651	71	214.8	
7	DAVILA, Nick	ARI	14	474	313	10	66.0	3519	87	251.4	
8	HIPPEARD, Randy	ORL	11	332	247	6	74.4	2997	61	272.5	
9	KENNEDY, Adam	NOV	13	422	260	14	61.6	2863	43	220.2	
10	SOUTHWICK, Dann	LAK	10	338	191	10	56.5	2342	43	234.2	

PASS ATTEMPTS											
	TEAM	G	ATT	CMP	INT	PCT.	YDS	TD	AVG/G		
1	BOLTUS, Jason	TBY	18	714	408	23	57.1	5025	98	279.2	
2	AUSTIN, Shane	CLE	18	682	416	18	61.0	4651	101	258.4	
3	RAUDABAUGH, Dan	PHI	18	620	411	12	66.3	4992	119	277.3	
4	GRADY, Tommy	JAX	18	597	402	11	67.3	4660	95	258.9	
5	ROWLEY, Kyle	POR	17	546	322	21	59.0	3651	71	214.8	
6	MEYER, Erik	SJS	17	528	353	6	66.9	4057	93	238.6	
7	DAVILA, Nick	ARI	14	474	313	10	66.0	3519	87	251.4	
8	KENNEDY, Adam	NOV	13	422	260	14	61.6	2863	43	220.2	
9	SOUTHWICK, Dann	LAK	10	338	191	10	56.5	2342	43	234.2	
10	HIPPEARD, Randy	ORL	11	332	247	6	74.4	2997	61	272.5	

PASS COMPLETIONS	TEAM	G	ATT	CMP	INT	PCT.	YDS	TD	AVG/G	
1	AUSTIN, Shane	CLE	18	682	416	18	61.0	4651	101	258.4
2	RAUDABAUGH, Dan	PHI	18	620	411	12	66.3	4992	119	277.3
3	BOLTUS, Jason	TBY	18	714	408	23	57.1	5025	98	279.2
4	GRADY, Tommy	JAX	18	597	402	11	67.3	4660	95	258.9
5	MEYER, Erik	SJS	17	528	353	6	66.9	4057	93	238.6
6	ROWLEY, Kyle	POR	17	546	322	21	59.0	3651	71	214.8
7	DAVILA, Nick	ARI	14	474	313	10	66.0	3519	87	251.4
8	KENNEDY, Adam	NOV	13	422	260	14	61.6	2863	43	220.2
9	HIPPEARD, Randy	ORL	11	332	247	6	74.4	2997	61	272.5
10	SOUTHWICK, Dann	LAK	10	338	191	10	56.5	2342	43	234.2

PASSING TDS	TM	G	ATT	CMP	INT	PCT	YDS	TD	AVG/G	
1	RAUDABAUGH, Dan	PHI	18	620	411	12	66.3	4992	119	277.3
2	AUSTIN, Shane	CLE	18	682	416	18	61.0	4651	101	258.4
3	BOLTUS, Jason	TBY	18	714	408	23	57.1	5025	98	279.2
4	GRADY, Tommy	JAX	18	597	402	11	67.3	4660	95	258.9
5	MEYER, Erik	SJS	17	528	353	6	66.9	4057	93	238.6
6	DAVILA, Nick	ARI	14	474	313	10	66.0	3519	87	251.4
7	ROWLEY, Kyle	POR	17	546	322	21	59.0	3651	71	214.8
8	HIPPEARD, Randy	ORL	11	332	247	6	74.4	2997	61	272.5
9	KENNEDY, Adam	NOV	13	422	260	14	61.6	2863	43	220.2
10	SOUTHWICK, Dann	LAK	10	338	191	10	56.5	2342	43	234.2

PASS INTERCEPTIONS	TEAM	G	ATT	CMP	INT	PCT.	YDS	TD	AVG/G	
1	BOLTUS, Jason	TBY	18	714	408	23	57.1	5025	98	279.2
2	ROWLEY, Kyle	POR	17	546	322	21	59.0	3651	71	214.8
3	AUSTIN, Shane	CLE	18	682	416	18	61.0	4651	101	258.4
4	KENNEDY, Adam	NOV	13	422	260	14	61.6	2863	43	220.2
5	RAUDABAUGH, Dan	PHI	18	620	411	12	66.3	4992	119	277.3
6	GRADY, Tommy	JAX	18	597	402	11	67.3	4660	95	258.9
7	SMITH, Warren	SPO	10	247	158	10	64.0	1816	32	181.6
	DAVILA, Nick	ARI	14	474	313	10	66.0	3519	87	251.4
	SOUTHWICK, Dann	LAK	10	338	191	10	56.5	2342	43	234.2
10	RATERINK, JJ	LVO	12	324	177	9	54.6	1981	34	165.1

RECEPTIONS/GAME	TEAM	G	REC	YDS	TD	LONG	AVG/C	REC/G	
1	THOMAS, Marco	PHI	17	155	1772	40	48	11.4	9.12
2	GRAY, Reggie	SJS	18	162	1698	44	45	10.5	9.00
3	WINDSOR, Rod	ARI	16	139	1754	39	47	12.6	8.69
4	GOODMAN, Domini	CLE	16	135	1262	27	24	9.3	8.44
5	HILLS, Joe	JAX	18	150	1597	42	45	10.6	8.33
6	JONES, Anthony	JAX	18	148	2087	38	48	14.1	8.22
7	TAYLOR, Collin	CLE	18	144	1597	43	45	11.1	8.00
8	MORGAN, Donovan	LAK	18	132	2074	44	48	15.7	7.33
9	PERRY, Jared	POR	14	100	1297	29	41	13.0	7.14
10	THOMPSON, Kend	ORL	13	89	1188	17	44	13.3	6.85

RECEIVE YDS/GAME	TEAM	G	REC	YDS	TD	LONG	AVG/C	YDS/G	
1	JONES, Anthony	JAX	18	148	2087	38	48	14.1	115.9
2	MORGAN, Donovan	LAK	18	132	2074	44	48	15.7	115.2
3	WINDSOR, Rod	ARI	16	139	1754	39	47	12.6	109.6
4	THOMAS, Marco	PHI	17	155	1772	40	48	11.4	104.2
5	GRAY, Reggie	SJS	18	162	1698	44	45	10.5	94.3
6	PERRY, Jared	POR	14	100	1297	29	41	13.0	92.6
7	THOMPSON, Kend	ORL	13	89	1188	17	44	13.3	91.4
8	HILLS, Joe	JAX	18	150	1597	42	45	10.6	88.7
	TAYLOR, Collin	CLE	18	144	1597	43	45	11.1	88.7
10	TOLIVER, T.T	TBY	18	112	1536	35	45	13.7	85.3

YARDS PER CATCH	TEAM	G	REC	YDS	TD	LONG	AVG/C	YDS/G	
1	MORGAN, Donovan	LAK	18	132	2074	44	48	15.7	115.2
2	STEPHENS, D.J	SJS	10	44	681	11	43	15.5	68.1
3	KAULEINAMOKU, S	PHI	14	70	1035	21	46	14.8	73.9
4	INGS, Kendrick	TBY	17	68	997	15	45	14.7	58.6
5	JONES, Anthony	JAX	18	148	2087	38	48	14.1	115.9
6	WILLIS, Jason	LVO	9	47	646	14	45	13.7	71.8
7	TOLIVER, T.T	TBY	18	112	1536	35	45	13.7	85.3
8	THOMPSON, Kend	ORL	13	89	1188	17	44	13.3	91.4
9	YOUNG, Gerald	LVO	10	22	293	1	41	13.3	29.3
10	SAMMONS, Emery	TBY	11	57	747	6	47	13.1	67.9

RECEPTIONS	TEAM	G	REC	YDS	TD	LONG	AVG/C	YDS/G	
1	GRAY, Reggie	SJS	18	162	1698	44	45	10.5	94.3
2	THOMAS, Marco	PHI	17	155	1772	40	48	11.4	104.2
3	HILLS, Joe	JAX	18	150	1597	42	45	10.6	88.7
4	JONES, Anthony	JAX	18	148	2087	38	48	14.1	115.9
5	TAYLOR, Collin	CLE	18	144	1597	43	45	11.1	88.7
6	WINDSOR, Rod	ARI	16	139	1754	39	47	12.6	109.6
7	GOODMAN, Domini	CLE	16	135	1262	27	24	9.3	78.9
8	MORGAN, Donovan	LAK	18	132	2074	44	48	15.7	115.2
9	MCDANIEL, Ryan	PHI	18	114	1277	29	30	11.2	70.9
10	TOLIVER, T.T	TBY	18	112	1536	35	45	13.7	85.3

RECEPTION YARDS	TEAM	G	REC	YDS	TD	LONG	AVG/C	YDS/G	
1	JONES, Anthony	JAX	18	148	2087	38	48	14.1	115.9
2	MORGAN, Donovan	LAK	18	132	2074	44	48	15.7	115.2
3	THOMAS, Marco	PHI	17	155	1772	40	48	11.4	104.2
4	WINDSOR, Rod	ARI	16	139	1754	39	47	12.6	109.6
5	GRAY, Reggie	SJS	18	162	1698	44	45	10.5	94.3
6	HILLS, Joe	JAX	18	150	1597	42	45	10.6	88.7
	TAYLOR, Collin	CLE	18	144	1597	43	45	11.1	88.7
8	TOLIVER, T.T	TBY	18	112	1536	35	45	13.7	85.3
9	PERRY, Jared	POR	14	100	1297	29	41	13.0	92.6
10	MCDANIEL, Ryan	PHI	18	114	1277	29	30	11.2	70.9

RECEPTION TDS	TEAM	G	REC	YDS	TD	LONG	AVG/C	YDS/G	
1	MORGAN, Donovan	LAK	18	132	2074	44	48	15.7	115.2
	GRAY, Reggie	SJS	18	162	1698	44	45	10.5	94.3
3	TAYLOR, Collin	CLE	18	144	1597	43	45	11.1	88.7
4	HILLS, Joe	JAX	18	150	1597	42	45	10.6	88.7
5	THOMAS, Marco	PHI	17	155	1772	40	48	11.4	104.2
6	WINDSOR, Rod	ARI	16	139	1754	39	47	12.6	109.6
7	JONES, Anthony	JAX	18	148	2087	38	48	14.1	115.9
8	TOLIVER, T.T	TBY	18	112	1536	35	45	13.7	85.3
9	PERRY, Jared	POR	14	100	1297	29	41	13.0	92.6
	MCDANIEL, Ryan	PHI	18	114	1277	29	30	11.2	70.9

PAT KICKING PCT	TEAM	G	MADE	ATT	PCT.	
1	LACAYO, Ernesto	LVO	11	54	59	91.5
2	LEWIS, Mark	ORL	18	118	129	91.5
3	FREVERT, Tommy	PHI	17	124	137	90.5
4	LINDHOLM, Garre	NOV	11	55	61	90.2
5	TREVINO, Adrian	CLE	17	104	116	89.7
6	PERTUIT, Nich	SJS	18	134	150	89.3
7	PETERSON, Craig	TBY	18	85	98	86.7
8	ROWAN, Taylor	SPO	18	100	117	85.5
9	RAUCH, Julian	JAX	16	98	118	83.1
10	SCACCIA, Fabriz	ARI	13	80	100	80.0

PAT KICK ATTEMPTS	TEAM	G	MADE	ATT	PCT.	
1	PERTUIT, Nich	SJS	18	134	150	89.3
2	FREVERT, Tommy	PHI	17	124	137	90.5
3	LEWIS, Mark	ORL	18	118	129	91.5
4	RAUCH, Julian	JAX	16	98	118	83.1
5	ROWAN, Taylor	SPO	18	100	117	85.5
6	TREVINO, Adrian	CLE	17	104	116	89.7
7	SCACCIA, Fabriz	ARI	13	80	100	80.0
8	PETERSON, Craig	TBY	18	85	98	86.7
9	LINDHOLM, Garre	NOV	11	55	61	90.2
10	LACAYO, Ernesto	LVO	11	54	59	91.5

PATS KICKS MADE	TEAM	G	MADE	ATT	PCT.	
1	PERTUIT, Nich	SJS	18	134	150	89.3
2	FREVERT, Tommy	PHI	17	124	137	90.5
3	LEWIS, Mark	ORL	18	118	129	91.5
4	TREVINO, Adrian	CLE	17	104	116	89.7
5	ROWAN, Taylor	SPO	18	100	117	85.5
6	RAUCH, Julian	JAX	16	98	118	83.1
7	PETERSON, Craig	TBY	18	85	98	86.7
8	SCACCIA, Fabriz	ARI	13	80	100	80.0
9	LINDHOLM, Garre	NOV	11	55	61	90.2
10	LACAYO, Ernesto	LVO	11	54	59	91.5

2015 STATISTICS

FIELD GOALS		TEAM	G	FG	FGA	PCT.	FG/G
1	LINDHOLM, Garre	NOV	11	6	11	54.5	0.55
2	RAUCH, Julian	JAX	16	7	15	46.7	0.44
3	TREVINO, Adrian	CLE	17	7	8	87.5	0.41
4	LEWIS, Mark	ORL	18	6	8	75.0	0.33
5	FREVERT, Tommy	PHI	17	4	8	50.0	0.24
6	PETERSON, Craig	TBY	18	4	6	66.7	0.22
7	LACAYO, Ernesto	LVO	11	2	4	50.0	0.18
8	PERTUIT, Nich	SJS	18	3	6	50.0	0.17
	ROWAN, Taylor	SPO	18	3	8	37.5	0.17
10	SCACCIA, Fabriz	ARI	13	1	1	100.0	0.08

FIELD GOALS ATTEMPTED		TEAM	G	FG	FGA	LONG	PCT.
1	RAUCH, Julian	JAX	16	7	15	40	46.7
2	LINDHOLM, Garre	NOV	11	6	11	41	54.5
3	TREVINO, Adrian	CLE	17	7	8	40	87.5
	LEWIS, Mark	ORL	18	6	8	25	75.0
	FREVERT, Tommy	PHI	17	4	8	32	50.0
	ROWAN, Taylor	SPO	18	3	8	35	37.5
7	PETERSON, Craig	TBY	18	4	6	47	66.7
	PERTUIT, Nich	SJS	18	3	6	25	50.0
9	SHELLEY, Jeremy	ARI	3	2	5	26	40.0
10	SPENCER, Kenny	LAK	7	2	4	31	50.0

FIELD GOALS MADE		TEAM	G	FG	FGA	LONG	PCT.
1	TREVINO, Adrian	CLE	17	7	8	40	87.5
	RAUCH, Julian	JAX	16	7	15	40	46.7
3	LEWIS, Mark	ORL	18	6	8	25	75.0
	LINDHOLM, Garre	NOV	11	6	11	41	54.5
5	PETERSON, Craig	TBY	18	4	6	47	66.7
	FREVERT, Tommy	PHI	17	4	8	32	50.0
7	PERTUIT, Nich	SJS	18	3	6	25	50.0
	ROWAN, Taylor	SPO	18	3	8	35	37.5
9	SPENCER, Kenny	LAK	7	2	4	31	50.0
	LACAYO, Ernesto	LVO	11	2	4	35	50.0

MFG RETURNS		TEAM	G	RET	YDS	TD	LONG	AVG
1	YOUNG, Gerald	LVO	10	2	106	2	54	53.0
2	THOMPkins, Bran	ORL	17	2	62	1	52	31.0
3	DODD-MASTERS, R	SPO	17	1	52	1	52	52.0
4	INGS, Kendrick	TBY	17	1	38	0	38	38.0
5	FITZGERALD, JT	SPO	6	1	34	0	34	34.0
6	SAMPSON, DeMarc	LAK	13	1	24	0	24	24.0
7	DIX, De'Audra	LAK	7	1	22	0	22	22.0
8	SMITH, Terrance	JAX	18	1	21	0	21	21.0
9	VICTORIAN, Josh	LAK	8	1	19	0	19	19.0
10	SCOTT, Laron	LAK	11	1	12	0	12	12.0

MFG RETURN YARDS		TEAM	G	RET	YDS	TD	LONG	AVG
1	YOUNG, Gerald	LVO	10	2	106	2	54	53.0
2	THOMPkins, Bran	ORL	17	2	62	1	52	31.0
3	DODD-MASTERS, R	SPO	17	1	52	1	52	52.0
4	INGS, Kendrick	TBY	17	1	38	0	38	38.0
5	FITZGERALD, JT	SPO	6	1	34	0	34	34.0
6	SAMPSON, DeMarc	LAK	13	1	24	0	24	24.0
7	DIX, De'Audra	LAK	7	1	22	0	22	22.0
8	SMITH, Terrance	JAX	18	1	21	0	21	21.0
9	VICTORIAN, Josh	LAK	8	1	19	0	19	19.0
10	SCOTT, Laron	LAK	11	1	12	0	12	12.0

MFG RETURN TDS		TEAM	G	RET	YDS	TD	LONG	AVG
1	YOUNG, Gerald	LVO	10	2	106	2	54	53.0
2	THOMPkins, Bran	ORL	17	2	62	1	52	31.0
3	DODD-MASTERS, R	SPO	17	1	52	1	52	52.0
4	INGS, Kendrick	TBY	17	1	38	0	38	38.0
5	FITZGERALD, JT	SPO	6	1	34	0	34	34.0
6	SAMPSON, DeMarc	LAK	13	1	24	0	24	24.0
7	DIX, De'Audra	LAK	7	1	22	0	22	22.0
8	SMITH, Terrance	JAX	18	1	21	0	21	21.0
9	VICTORIAN, Josh	LAK	8	1	19	0	19	19.0
10	SCOTT, Laron	LAK	11	1	12	0	12	12.0

KICK RETURN AVG		TEAM	G	RET	YDS	TD	LONG	AVG
1	CRUZ, AJ	ARI	12	51	1221	6	58	23.9
2	YOUNG, Gerald	LVO	10	42	1003	5	57	23.9
3	BROOKS, Duane	POR	17	90	1994	8	57	22.2
4	GRAY, Reggie	SJS	18	61	1282	3	58	21.0
5	THOMPkins, Bran	ORL	17	89	1854	5	58	20.8
6	JACKSON, Amarri	CLE	18	74	1532	3	58	20.7
7	SCOTT, Laron	LAK	11	29	585	2	55	20.2
8	STEVENSON, LaRi	PHI	17	44	801	0	40	18.2
9	DODD-MASTERS, R	SPO	17	55	986	0	38	17.9
10	AMOS, Anthony	SPO	17	39	690	0	39	17.7

KICK RETURNS		TEAM	G	RET	YDS	TD	LONG	AVG
1	BROOKS, Duane	POR	17	90	1994	8	57	22.2
2	THOMPkins, Bran	ORL	17	89	1854	5	58	20.8
3	INGS, Kendrick	TBY	17	82	1435	3	56	17.5
4	JACKSON, Amarri	CLE	18	74	1532	3	58	20.7
5	GRAY, Reggie	SJS	18	61	1282	3	58	21.0
6	DODD-MASTERS, R	SPO	17	55	986	0	38	17.9
7	CRUZ, AJ	ARI	12	51	1221	6	58	23.9
8	STEVENSON, LaRi	PHI	17	44	801	0	40	18.2
9	YOUNG, Gerald	LVO	10	42	1003	5	57	23.9
10	DUVALT, Chris	NOV	17	40	575	0	35	14.4

KICK RETURN YARDS		TEAM	G	RET	YDS	TD	LONG	AVG
1	BROOKS, Duane	POR	17	90	1994	8	57	22.2
2	THOMPkins, Bran	ORL	17	89	1854	5	58	20.8
3	JACKSON, Amarri	CLE	18	74	1532	3	58	20.7
4	INGS, Kendrick	TBY	17	82	1435	3	56	17.5
5	GRAY, Reggie	SJS	18	61	1282	3	58	21.0
6	CRUZ, AJ	ARI	12	51	1221	6	58	23.9
7	YOUNG, Gerald	LVO	10	42	1003	5	57	23.9
8	DODD-MASTERS, R	SPO	17	55	986	0	38	17.9
9	STEVENSON, LaRi	PHI	17	44	801	0	40	18.2
10	AMOS, Anthony	SPO	17	39	690	0	39	17.7

KICK RETURN TDS		TEAM	G	RET	YDS	TD	LONG	AVG
1	BROOKS, Duane	POR	17	90	1994	8	57	22.2
2	CRUZ, AJ	ARI	12	51	1221	6	58	23.9
3	THOMPkins, Bran	ORL	17	89	1854	5	58	20.8
	YOUNG, Gerald	LVO	10	42	1003	5	57	23.9
5	JACKSON, Amarri	CLE	18	74	1532	3	58	20.7
	INGS, Kendrick	TBY	17	82	1435	3	56	17.5
	GRAY, Reggie	SJS	18	61	1282	3	58	21.0
8	SCOTT, Laron	LAK	11	29	585	2	55	20.2
	BEAVERS, Larry	NOV	5	23	534	2	58	23.2
10	JACKSON, LaRoch	JAX	13	30	499	1	43	16.6

INTERCEPTIONS		TEAM	G	INT	YDS	TD	LONG	INT/G
1	KELLEM, Jeremy	ARI	18	14	96	0	34	0.78
2	REID, Greg	JAX	12	9	150	1	49	0.75
3	FONTENETTE, Ken	SJS	18	12	115	1	27	0.67
4	ROMAIN, James	PHI	18	10	100	1	43	0.56
5	KIZER, Rayshaun	LAK	10	5	92	2	40	0.50
	MOTEN, Eddie	LVO	12	6	71	1	21	0.50
7	HARRELL, James	TBY	16	7	49	0	25	0.44
8	JACKSON, Alvin	JAX	18	7	42	1	25	0.39
9	GLANTON, De'Mon	POR	11	4	81	0	32	0.36
10	THOMAS, Clevan	SJS	15	5	6	0	7	0.33

INTERCEPTION RETURNS		TEAM	G	INT	YDS	TD
1	KELLEM, Jeremy	ARI	18	14	96	0
2	FONTENETTE, Ken	SJS	18	12	115	1
3	ROMAIN, James	PHI	18	10	100	1
4	REID, Greg	JAX	12	9	150	1
5	HARRELL, James	TBY	16	7	49	0
	JACKSON, Alvin	JAX	18	7	42	1
7	MOTEN, Eddie	LVO	12	6	71	1
8	KIZER, Rayshaun	LAK	10	5	92	2
	MOORE, Terence	ORL	18	5	83	2
	RICHARDSON, Ken	PHI	16	5	56	2

INTERCEPTION RET YARDS		TEAM	G	INT	YDS	TD
1	REID, Greg	JAX	12	9	150	1
2	VICTORIAN, Josh	LAK	8	4	131	2
3	FONTENETTE, Ken	SJS	18	12	115	1
4	PHINISEE, Joe	CLE	17	4	105	3
5	ROMAIN, James	PHI	18	10	100	1
6	BELTON, Tracy	NOV	17	3	96	1
	KELLEM, Jeremy	ARI	18	14	96	0
8	KIZER, Rayshaun	LAK	10	5	92	2
9	MOORE, Terence	ORL	18	5	83	2
10	GLANTON, De'Mon	POR	11	4	81	0

INTERCEPTION RETURN TDS		TEAM	G	INT	YDS	TD
1	PHINISEE, Joe	CLE	17	4	105	3
2	VICTORIAN, Josh	LAK	8	4	131	2
	KIZER, Rayshaun	LAK	10	5	92	2
	MOORE, Terence	ORL	18	5	83	2
	PEILA, Bryce	POR	17	3	66	2
	HYLAND, David	SJS	16	4	60	2
	RICHARDSON, Ken	PHI	16	5	56	2
8	REID, Greg	JAX	12	9	150	1
	FONTENETTE, Ken	SJS	18	12	115	1
	ROMAIN, James	PHI	18	10	100	1

SACKS		TEAM	G	UA	A	YDS	TOTAL	AVG/G
1	SYKES, Joe	JAX	18	18	1	117	18.5	1.03
2	MAKA, Francis	SJS	18	9	5	64	11.5	0.64
	GLASPER, Tyre	ARI	18	10	3	59	11.5	0.64
4	MCADDOO, Michael	ARI	14	11	0	78	11.0	0.79
5	RUFFIN, James	SPO	17	9	4	34	11.0	0.65
6	STEWART, Jason	SJS	18	9	2	38	10.0	0.56
7	LEWIS, Mike	LVO	16	8	3	49	9.5	0.59
8	MCGINNIS, Willi	CLE	18	9	1	44	9.5	0.53
9	SUMMERS, Derric	SPO	18	8	2	56	9.0	0.50
	ROBINSON, Bryan	PHI	18	9	0	52	9.0	0.50

TACKLES FOR LOSS		TEAM	G	UA	A	YDS	TOTAL	AVG/G
1	SYKES, Joe	JAX	18	22	1	123	22.5	1.25
2	GLASPER, Tyre	ARI	18	12	4	71	14.0	0.78
3	MCGINNIS, Willi	CLE	18	12	2	52	13.0	0.72
	MAKA, Francis	SJS	18	9	8	67	13.0	0.72
5	ROBINSON, Bryan	PHI	18	11	2	58	12.0	0.67
6	STEWART, Jason	SJS	18	10	3	43	11.5	0.64
7	MCADDOO, Michael	ARI	14	11	0	85	11.0	0.79
8	LEWIS, Mike	LVO	16	8	5	50	10.5	0.66
9	RUFFIN, James	SPO	17	8	5	35	10.5	0.62
10	DAWKINS, Everet	TBY	18	8	4	41	10.0	0.56

FUMBLES FORCED		TEAM	G	NUM	AVG/G
1	SYKES, Joe	JAX	18	10	0.56
2	RUFFIN, James	SPO	17	6	0.35
3	DEGRATE, Anthon	CLE	16	5	0.31
4	WILLIAMS, Mesha	ORL	17	5	0.29
5	GOOSBY, Joe	PHI	18	5	0.28
6	GLANTON, De'Mon	POR	11	3	0.27
7	PAIGE-MOSS, Don	SJS	16	4	0.25
8	FRITZ, Rodney	SJS	9	2	0.22
	DAVIS, Dexter	POR	9	2	0.22
	GILMORE, J.T	LAK	9	2	0.22

FUMBLES RCVD		TEAM	G	NUM	AVG/G
1	RUFFIN, James	SPO	17	6	0.35
2	HARRELL, James	TBY	16	5	0.31
	HYLAND, David	SJS	16	5	0.31
4	PHINISEE, Joe	CLE	17	5	0.29
5	RICHARDSON, Ken	PHI	16	4	0.25
	HUDSON, Ladon	LVO	12	3	0.25
7	JACKSON, Alvin	JAX	18	4	0.22
	ISSAC, Rod	ORL	9	2	0.22
	KELLEM, Jeremy	ARI	18	4	0.22
10	VARNER, Tanner	LVO	15	3	0.20

PASSES DEFENDED		TEAM	G	BRUP	INT	TOTAL	AVG/G
1	KELLEM, Jeremy	ARI	18	34	14	48	2.67
2	KIZER, Rayshaun	LAK	10	21	5	26	2.60
3	REID, Greg	JAX	12	21	9	30	2.50
4	PHILLIPS, Alfre	TBY	18	39	3	42	2.33
5	FONTENETTE, Ken	SJS	18	29	12	41	2.28
6	ROMAIN, James	PHI	18	29	10	39	2.17
7	JONES, Dominic	CLE	15	23	1	24	1.60
8	BELTON, Tracy	NOV	17	23	3	26	1.53
9	TAYLOR, Nick	ORL	17	20	4	24	1.41
10	FLOYD, Marquis	ARI	17	18	5	23	1.35

TACKLES (ALL POSITIONS)								
Player	Team	G	Solo	Ast	Total	Avg/G	Sack	
1	FONTENETTE, Ken	SJS	18	136	21	146.5	8.1	0.0
2	COOK, Emanuel	ORL	12	79	32	95.0	7.9	0.0
3	KIZER, Rayshaun	LAK	10	67	9	71.5	7.2	0.0
4	GLANTON, De'Mon	POR	11	63	17	71.5	6.5	0.0
5	PHILLIPS, Alfre	TBY	18	96	22	107.0	5.9	0.0
6	HYLAND, David	SJS	16	76	38	95.0	5.9	0.0
7	REID, Greg	JAX	12	56	29	70.5	5.9	0.0
8	ISSAC, Rod	ORL	9	40	24	52.0	5.8	0.0
9	STUBBS, Cortez	NOV	16	80	20	90.0	5.6	0.0
10	JONES, Dominic	CLE	15	71	23	82.5	5.5	0.0
11	VARNER, Tanner	LVO	15	65	30	80.0	5.3	0.0
12	KELLEM, Jeremy	ARI	18	90	11	95.5	5.3	0.0
13	TAYLOR, Nick	ORL	17	71	30	86.0	5.1	0.0
14	STEVENSON, LaRi	PHI	17	78	8	82.0	4.8	0.0
15	JACKSON, LaRoch	JAX	13	48	22	59.0	4.5	0.0
16	ODIASE, Osagie	POR	14	58	11	63.5	4.5	0.0
17	MOORE, Terence	ORL	18	57	49	81.5	4.5	0.0
18	HILL, Rick-J	TBY	15	51	33	67.5	4.5	0.0
19	SMITH, Terrance	JAX	18	74	13	80.5	4.5	0.0
20	BELTON, Tracy	NOV	17	66	20	76.0	4.5	0.0
21	FLOYD, Marquis	ARI	17	66	16	74.0	4.4	0.0
22	MCGLENN, Camero	NOV	17	61	24	73.0	4.3	0.0
23	MOTEN, Eddie	LVO	12	44	14	51.0	4.2	0.0
24	DODD-MASTERS, R	SPO	17	70	3	71.5	4.2	0.0
25	SHAW, Fred	CLE	10	33	15	40.5	4.1	0.0
26	JACKSON, Alvin	JAX	18	49	44	71.0	3.9	0.0
27	ROMAIN, James	PHI	18	64	10	69.0	3.8	0.0
28	RICHARDSON, Ken	PHI	16	54	14	61.0	3.8	0.0
29	GOOSBY, Joe	PHI	18	56	25	68.5	3.8	0.0
30	CRUZ, AJ	ARI	12	34	23	45.5	3.8	0.0
31	PHINISEE, Joe	CLE	17	50	26	63.0	3.7	0.0
32	GILLIAM, Sergio	SPO	17	55	12	61.0	3.6	0.0
33	BREWER, Xavier	JAX	12	35	13	41.5	3.5	0.0
34	HARRELL, James	TBY	16	48	14	55.0	3.4	0.0
35	PEILA, Bryce	POR	17	49	16	57.0	3.4	0.0
36	BOYLE, Shaine	LAK	11	32	9	36.5	3.3	0.0
37	WELLS, Ben	ARI	12	29	20	39.0	3.2	0.0
38	MCINTOSH, Erick	ORL	10	27	9	31.5	3.2	0.0
39	CROCKER, Eric	SJS	12	30	14	37.0	3.1	0.0
40	BROWN, Arkeith	ARI	18	45	20	55.0	3.1	0.0
41	LITTLE, Ray	LVO	11	26	13	32.5	3.0	0.0
42	THOMAS, Clevan	SJS	15	34	14	41.0	2.7	0.0
43	HOLLIS, Dwayne	PHI	13	32	6	35.0	2.7	0.0
44	McCULLOUGH, Kev	SPO	10	22	9	26.5	2.7	0.0
45	BENTON, Ter'Ran	LAK	15	35	9	39.5	2.6	0.0
46	FLETCHER, Jabar	LVO	14	29	15	36.5	2.6	4.5
47	FLETCHER, Donnie	CLE	10	19	14	26.0	2.6	0.0
48	MCADDOO, Michael	ARI	14	30	12	36.0	2.6	11.0
49	SCOTT, Laron	LAK	11	23	9	27.5	2.5	0.0
50	SUMMERS, Derric	SPO	18	37	10	42.0	2.3	9.0

RECORD WHEN...

SCORING POINTS	ALL-TIME	2015
40 OR MORE	83-52	15-3
50 OR MORE	91-26	14-1
60 OR MORE	62-8	9-1
70 OR MORE	24-0	3-0

ALLOWING POINTS	ALL-TIME	2015
40 OR MORE	70-70	11-3
50 OR MORE	37-57	3-2
60 OR MORE	12-31	1-1
70 OR MORE	1-5	0-1

GAMES DECIDED	ALL-TIME	2015
BY 7 OR FEWER PTS	24-37	1-3
BY 3 OR FEWER PTS	9-15	0-1

DAYS	ALL-TIME	2015
MONDAY	5-7	0-0
THURSDAY	5-1	0-0
FRIDAY	15-14	2-0
SATURDAY	50-28	9-3
SUNDAY	25-19	4-0

YEAR	REGULAR SEASON		POSTSEASON	
	YEARLY	ALL-TIME	YEARLY	ALL-TIME
2015	15-3	98-72	1-1	8-4
2014	9-9	83-69	0-0	7-3
2013	12-6	74-60	2-1	7-3
2012	15-3	62-54	0-0	5-2
2011	6-12	47-51	0-0	5-2
2008	13-3	41-39	3-0	5-2
2007	8-8	28-36	1-1	2-2
2006	9-7	20-28	1-1	1-1
2005	6-10	11-21	0-0	0-0
2004	5-11	5-11	0-0	0-0

YEAR	HOME		ROAD	
	YEARLY	ALL-TIME	YEARLY	ALL-TIME
2015	9-0	56-29	6-3	42-43
2014	7-2	47-29	2-7	36-40
2013	5-4	40-27	7-2	34-33
2012	7-2	35-23	8-1	27-31
2011	4-5	28-21	2-7	19-30
2008	7-1	24-16	6-2	17-23
2007	4-4	17-15	4-4	11-21
2006	5-3	13-11	4-4	7-17
2005	4-4	8-8	2-6	3-13
2004	4-4	4-4	1-7	1-7

YEAR	DIVISION		CONFERENCE	
	YEARLY	ALL-TIME	YEARLY	ALL-TIME
2015	6-0	34-29	11-3	70-46
2014	2-5	28-29	7-7	59-43
2013	2-2	26-24	7-2	52-36
2012	4-2	24-22	12-2	45-34
2011	3-3	20-20	5-6	33-32
2008	7-1	17-17	9-2	28-26
2007	2-4	10-16	5-6	19-24
2006	3-3	8-12	6-5	14-18
2005	1-5	5-9	4-6	8-13
2004	4-4	4-4	4-7	5-7

AWARD WINNERS

RUSSELL ATHLETIC OFFENSIVE PLAYER		
GAME	OPP	PLAYER
1	ORL	Dan Raudabaugh (PHI)
2	SPO	Dan Raudabaugh (PHI)
3	JAX	Dan Raudabaugh (PHI)
4	CLE	Dan Raudabaugh (PHI)
5	NOV	Dan Raudabaugh (PHI)
6	POR	Dan Raudabaugh (PHI)
7	ORL	Dan Raudabaugh (PHI)
8	JAX	Joe Hills (JAX)
9	TB	Joe Goosby (PHI)
10	LV	Dan Raudabaugh (PHI)
11	NOV	Dan Raudabaugh (PHI)
12	ORL	Bernard Morris (ORL)
13	LAK	Dan Raudabaugh (PHI)
14	TB	Dan Raudabaugh (PHI)
15	CLE	Dan Raudabaugh (PHI)
16	JAX	Tommy Grady (JAX)
17	NOV	Tommy Taggart (PHI)
18	CLE	Dan Raudabaugh (PHI)

RIDDELL DEFENSIVE PLAYER		
GAME	OPP	PLAYER
1	ORL	James Romain (PHI)
2	SPO	Devon Dace (SPO)
3	JAX	James Romain (PHI)
4	CLE	LaRico Stevenson (PHI)
5	NOV	Bryan Robinson (PHI)
6	POR	James Romain (PHI)
7	ORL	James Romain (PHI)
8	JAX	Greg Reid (JAX)
9	TB	Joe Goosby (PHI)
10	LV	James Romain (PHI)
11	NOV	James Romain (PHI)
12	ORL	Rod Issac (ORL)
13	LAK	Kent Richardson (PHI)
14	TB	Bryan Robinson (PHI)
15	CLE	James Romain (PHI)
16	JAX	Greg Reid (JAX)
17	NOV	Beau Bell (PHI)
18	CLE	Brian Brikowski (CLE)

J LEWIS SMALL AFL PLAYMAKER		
GAME	OPP	PLAYER
1	ORL	Ryan McDaniel (PHI)
2	SPO	Marco Thomas (PHI)
3	JAX	Ryan McDaniel (PHI)/Tiger Jones (JAX)
4	CLE	Marco Thomas (PHI)
5	NOV	Tommy Taggart (PHI)
6	POR	Shaun Kauleinamoku (PHI)
7	ORL	Marco Thomas (PHI)
8	JAX	LaRoche Jackson (JAX)
9	TB	Joe Goosby (PHI)
10	LV	Marco Thomas (PHI)
11	NOV	Ryan McDaniel (PHI)
12	ORL	Brandon Thompkins (ORL)
13	LAK	Donovan Morgan (LAK)
14	TB	Marco Thomas (PHI)
15	CLE	Harvey Binford (PHI)
16	JAX	Greg Reid (JAX)
17	NOV	Marco Thomas (PHI)
18	CLE	Shaun Kauleinamoku (PHI)

CUTTER'S CATCH OF THE GAME		
GAME	OPP	PLAYER
1	ORL	Ryan McDaniel (PHI)
2	SPO	Nick Truesdells (SPO)
3	JAX	Ryan McDaniel (PHI)
4	CLE	Marco Thomas (PHI)
5	NOV	Chris Duvall (NOV)
6	POR	James Romain (PHI)
7	ORL	Shaun Kauleinamoku (PHI)
8	JAX	Joe Hills (JAX)
9	TB	Julius Gregory (TB)
10	LV	Jake Metz (PHI)
11	NOV	James Romain (PHI)
12	ORL	Marco Thomas (PHI)
13	LAK	Donovan Morgan (LAK)
14	TB	Lonnie Outlaws (PHI)
15	CLE	Harvey Binford (PHI)
16	JAX	Harvey Binford (PHI)
17	NOV	Marco Thomas (PHI)
18	CLE	Thyron Lewis (CLE)

SPALDING HIGHLIGHT OF THE GAME		
GAME	OPP	PLAYER
1	ORL	James Romain (PHI)
2	SPO	Tommy Frevert (PHI)
3	JAX	Shaun Kauleinamoku (PHI)
4	CLE	Xavier Boyce (PHI)
5	NOV	New Orleans Team
6	POR	Shaun Kauleinamoku (PHI)
7	ORL	LaRico Stevenson (PHI)
8	JAX	Julian Rauch (JAX)
9	TB	Kendrick Ings (TB)
10	LV	Kent Richardson (PHI)
11	NOV	Shaun Kauleinamoku (PHI)
12	ORL	Bernard Morris (ORL)
13	LAK	Josh Victorian (LAK)
14	TB	Bryan Robinson (PHI)
15	CLE	Teddy Jennings (PHI)
16	JAX	Greg Reid (JAX)
17	NOV	Dwayne Hollis (PHI)
18	CLE	Tommy Frevert (PHI)

2015 TRANSACTIONS

Tuesday December 29, 2015

HAVE BEEN ASSIGNED, Christian Wise

Friday December 11, 2015

TRADED TO (Jacksonville Sharks), Future Considerations;
TRADED FROM (Jacksonville Sharks), Prechae Rodriguez

Thursday December 10, 2015

HAVE BEEN ASSIGNED, Adam Smith

Tuesday December 8, 2015

HAVE BEEN ASSIGNED, Jeramie Richardson

Thursday December 3, 2015

HAVE BEEN ASSIGNED, Wayne Tribue

Thursday November 19, 2015

HAVE BEEN ASSIGNED, Luke Collis

Friday November 13, 2015

HAVE BEEN ASSIGNED, Chris Duvalt; HAVE BEEN
ASSIGNED, Torez Jones

Thursday November 12, 2015

HAVE BEEN ASSIGNED, Will Hunt

Wednesday November 11, 2015

PLACING ON RECALLABLE REASSIGNMENT, James
Frazier; HAVE BEEN ASSIGNED, Keith Newell; HAVE
BEEN ASSIGNED, Justin Lawrence; HAVE BEEN
ASSIGNED, Brandon Sparrow

Friday November 6, 2015

HAVE BEEN ASSIGNED, Andrew Edouard; HAVE BEEN
ASSIGNED, Neal Tivis

Thursday November 5, 2015

HAVE BEEN ASSIGNED, LaRico Stevenson; HAVE BEEN
ASSIGNED, Harvey Binford; HAVE BEEN ASSIGNED,
Skyler Skersick; HAVE BEEN ASSIGNED, Peter Ashton

Friday October 16, 2015

HAVE BEEN ASSIGNED, Tracy Belton; HAVE BEEN
ASSIGNED, Warren Smith; HAVE BEEN ASSIGNED, Kevin
Myers

Friday October 9, 2015

HAVE EXERCISED LEAGUE ROOKIE OPTION, James
Frazier; HAVE EXERCISED LEAGUE ROOKIE OPTION,
Tommy Frevert; HAVE EXERCISED LEAGUE ROOKIE
OPTION, Xavier Boyce; HAVE EXERCISED LEAGUE
ROOKIE OPTION, Dwayne Hollis; HAVE EXERCISED
LEAGUE ROOKIE OPTION, Lonnie Outlaw; HAVE
EXERCISED LEAGUE ROOKIE OPTION, Jake Metz

Tuesday August 18, 2015

REACTIVATING FROM INJURED RESERVE Brandon
Freeman; PLACING ON INJURED RESERVE Kent
Richardson

Thursday August 6, 2015

PLACING ON INACTIVE RESERVE Daverin Gerald;
ACTIVATING FROM INACTIVE RESERVE Lonnie Outlaw

Friday July 31, 2015

PLACING ON INACTIVE RESERVE Jake Metz;
ACTIVATING FROM INACTIVE RESERVE Shaun
Kauleinamoku

Tuesday July 14, 2015

REACTIVATING FROM INJURED RESERVE, Xavier Boyce;
PLACING ON INACTIVE RESERVE, Shaun Kauleinamoku;
PLACING ON INACTIVE RESERVE, Lonnie Outlaw

Friday July 10, 2015

ACTIVATING FROM INACTIVE RESERVE, Shaun
Kauleinamoku; PLACING ON INJURED RESERVE,
Brandon Freeman

Wednesday July 8, 2015

ACTIVATING FROM INACTIVE RESERVE, Beau Bell;
PLACING ON INACTIVE RESERVE, Brandon Freeman

Wednesday June 17, 2015

ACTIVATING FROM INACTIVE RESERVE, Harvey
Binford; ACTIVATING FROM REFUSE TO REPORT, Teddy
Jennings; PLACING ON INACTIVE RESERVE, Shaun
Kauleinamoku; PLACING ON INJURED RESERVE, Uriah
Grant

Thursday June 11, 2015

PLACING ON INACTIVE RESERVE, Beau Bell;
ACTIVATING FROM INACTIVE RESERVE, Tommy Taggart

Tuesday June 9, 2015

PLACING ON REFUSE TO REPORT, Teddy Jennings;
ACTIVATING FROM RECALLABLE REASSIGNMENT,
Bryan Randall

Monday June 8, 2015

PLACING ON RECALLABLE REASSIGNMENT, Bryan
Randall; PLACING ON REASSIGNMENT, Chauncey
DeBose; ACTIVATING FROM OTHER LEAGUE EXEMPT,
Teddy Jennings

Friday June 5, 2015

TRADED FROM (LA KISS), Future Considerations

Thursday June 4, 2015

PLACING ON RECALLABLE REASSIGNMENT,
Tyrone Goard; ACTIVATING FROM RECALLABLE
REASSIGNMENT, Uriah Grant

Wednesday June 3, 2015

PLACING ON RECALLABLE REASSIGNMENT, Uriah
Grant; ACTIVATING FROM REFUSE TO REPORT, Tyrone
Goard

Wednesday May 27, 2015

REACTIVATING FROM INJURED RESERVE, Jake Metz

Tuesday May 26, 2015

PLACING ON RECALLABLE REASSIGNMENT, Curtis
Young

Friday May 22, 2015

PLACING ON INACTIVE RESERVE, Harvey Binford;
ACTIVATING FROM INACTIVE RESERVE, Dwayne Hollis

Tuesday May 19, 2015

PLACING ON REFUSE TO REPORT, Tyrone Goard;
PLACING ON OTHER LEAGUE EXEMPT, Teddy Jennings;
ACTIVATING FROM RECALLABLE REASSIGNMENT,
Harvey Binford

Monday May 18, 2015

REACTIVATING FROM INJURED RESERVE, Lonnie
Outlaw; PLACING ON RECALLABLE REASSIGNMENT,
Harvey Binford; PLACING ON INJURED RESERVE, Keith
Newell; PLACING ON INACTIVE RESERVE, Dwayne
Hollis; Tommy Taggart; ACTIVATING FROM REFUSE TO
REPORT, Daverin Gerald; ACTIVATING FROM OTHER
LEAGUE EXEMPT, Tyrone Goard

Thursday May 14, 2015

PLACING ON INJURED RESERVE, Xavier Boyce;
ACTIVATING FROM INACTIVE RESERVE, Keith Newell;
Harvey Binford

Wednesday May 13, 2015

HAVE BEEN ASSIGNED, Uriah Grant

Tuesday May 12, 2015

PLACING ON REFUSE TO REPORT, Daverin Gerald

Monday May 11, 2015

TRADED FROM (New Orleans VooDoo), Daverin Gerald

Thursday May 7, 2015

PLACING ON LEAGUE SUSPENSION, Keyun Swinney

Friday May 1, 2015

PLACING ON INACTIVE RESERVE, Harvey Binford;
ACTIVATING FROM INACTIVE RESERVE, Caleb Bostic

Thursday April 23, 2015

PLACING ON INACTIVE RESERVE, Caleb Bostic;
ACTIVATING FROM INACTIVE RESERVE, Kent Richardson

Thursday April 16, 2015

PLACING ON INACTIVE RESERVE, Kent Richardson;
ACTIVATING FROM INACTIVE RESERVE, Harvey Binford

Wednesday April 15, 2015

PLACING ON INACTIVE RESERVE, Keith Newell;
ACTIVATING FROM INACTIVE RESERVE, Padric Scott

Wednesday April 1, 2015

PLACING ON INJURED RESERVE, Carlos Martinez;
PLACING ON INACTIVE RESERVE, Padric Scott; HAVE
BEEN ASSIGNED, Tommy Frevert; ACTIVATING FROM
INACTIVE RESERVE, LaRico Stevenson

Tuesday March 24, 2015

HAVE BEEN ASSIGNED DE Curtis Young, PLACING ON
INACTIVE RESERVE DB LaRico Stevenson, PLACING ON
INACTIVE RESERVE WR Harvey Binford

Sunday March 22, 2015

ACTIVATING FROM PHYSICALLY UNABLE TO PERFORM
WR Xavier Boyce, ACTIVATING FROM REFUSE TO
REPORT K Carlos Martinez, PLACING ON INJURED
RESERVE DE Jake Metz, PLACING ON INJURED
RESERVE DE Chauncey DeBose, PLACING ON INJURED
RESERVE WR Lonnie Outlaw, PLACING ON LEAGUE
SUSPENSION WR Dominique Curry, PLACING ON
RECALLABLE REASSIGNMENT Ray Little, PLACING ON
RECALLABLE REASSIGNMENT Jerome Williams

Friday March 20, 2015

PLACING ON LEAGUE SUSPENSION Walter Thomas,
PLACING ON REASSIGNMENT OL Keyun Swinney

Tuesday March 17, 2015

PLACING ON PHYSICALLY UNABLE TO PERFORM DE
Chauncey DeBose

Sunday March 15, 2015

HAVE BEEN ASSIGNED WR Marco Thomas

Saturday March 14, 2015

PLACING ON PHYSICALLY UNABLE TO PERFORM WR
Xavier Boyce, PLACING ON PHYSICALLY UNABLE
TO PERFORM WR Dominique Curry, PLACING ON
REASSIGNMENT OL DeShawn Byrd, PLACING ON
REASSIGNMENT DB Scooter Rogers, PLACING ON
REASSIGNMENT OL Lloyd Morrison, PLACING ON
REASSIGNMENT FB Devin Brown, PLACING ON
REASSIGNMENT WR Emery Sammons, PLACING ON
REASSIGNMENT WR Jarrel Kelley

Friday March 13, 2015

HAVE BEEN ASSIGNED DE Bryan Robinson

Tuesday March 10, 2015

HAVE BEEN ASSIGNED WR Lonnie Outlaw, PLACING
ON REFUSE TO REPORT DE James Frazier

Saturday March 7, 2015

HAVE BEEN ASSIGNED WR Emery Sammons, HAVE
BEEN ASSIGNED WR Ryan McDaniel

2015 STATISTICS

GAME PARTICIPATION

#	NAME	GP/GS	ORL	SPO	JAX	CLE	NOV	POR	ORL	JAX	TBY	LVO	NOV	ORL	LAK	TBY	CLE	JAX	NOV	CLE
2	BELL, Beau	11/10	ST	ST	ST	ST	ST	XX	-	ST	-	-	-	-	-	-	ST	-	ST	ST
15	BINFORD, Harvey	7/3	-	-	-	-	XX	-	-	XX	-	-	-	-	ST	ST	XX	ST	-	XX
42	BOSTIC, Caleb	6/4	ST	ST	ST	ST	-	XX	XX	-	-	-	-	-	-	-	-	-	-	-
11	BOYCE, Xavier	9/1	XX	XX	XX	XX	ST	XX	XX	-	-	-	-	-	-	-	-	XX	XX	-
74	BREEN, Shannon	17/17	ST	ST	ST	ST	ST	ST	ST	ST	-	ST	ST	ST	ST	ST	ST	ST	ST	ST
6	FREEMAN, Brando	8/1	XX	XX	XX	XX	XX	XX	ST	XX	-	-	-	-	-	-	-	-	-	-
28	FREVERT, Tommy	17/-	-	XX	XX	XX	XX	XX	XX	XX	XX	XX	XX	XX	XX	XX	XX	XX	XX	XX
55	GERALDS, Daveri	4/4	-	-	-	-	-	-	-	ST	ST	ST	ST	-	-	-	-	-	ST	-
18	GOOSBY, Joe	18/18	ST	ST	ST	ST	ST	ST	ST	ST	ST	ST	ST	ST	ST	ST	ST	ST	ST	ST
38	GRANT, Uriah	2/-	-	-	-	-	-	-	-	-	-	-	XX	XX	-	-	-	-	-	-
22	HOLLIS, Dwayne	13/5	ST	ST	ST	ST	-	-	-	XX	XX	XX	-	XX	XX	XX	XX	XX	ST	XX
98	JENNINGS, Teddy	6/5	-	-	-	-	-	-	-	-	-	-	-	-	XX	ST	ST	ST	ST	ST
21	KAULEINAMOKU, S	14/14	ST	ST	ST	ST	ST	ST	ST	ST	ST	ST	ST	ST	-	-	-	-	ST	ST
94	LAWRENCE, Justi	18/18	ST	ST	ST	ST	ST	ST	ST	ST	ST	ST	ST	ST	ST	ST	ST	ST	ST	ST
7	MARTINEZ, Carlo	1/-	XX	-	-	-	-	-	-	-	-	-	-	-	-	-	-	-	-	-
19	MCDANIEL, Ryan	18/18	ST	ST	ST	ST	ST	ST	ST	ST	ST	ST	ST	ST	ST	ST	ST	ST	ST	ST
8	METZ, Jake	6/4	-	-	-	-	-	-	-	-	-	ST	ST	ST	ST	XX	-	XX	-	-
4	OUTLAW, Lonnie	7/1	-	-	-	-	-	-	-	XX	XX	XX	XX	XX	XX	XX	ST	-	-	-
9	RANDALL, Bryan	8/-	XX	-	XX	XX	-	-	XX	-	XX	-	XX	-	-	-	XX	-	XX	-
5	RAUDABAUGH, Dan	18/18	ST	ST	ST	ST	ST	ST	ST	ST	ST	ST	ST	ST	ST	ST	ST	ST	ST	ST
1	RICHARDSON, Ken	16/16	ST	ST	-	-	ST	ST	ST	ST	ST	ST	ST	ST	ST	ST	ST	ST	ST	ST
12	ROBINSON, Bryan	18/17	ST	ST	ST	XX	ST	ST	ST	ST	ST	ST	ST	ST	ST	ST	ST	ST	ST	ST
25	ROMAIN, James	18/18	ST	ST	ST	ST	ST	ST	ST	ST	ST	ST	ST	ST	ST	ST	ST	ST	ST	ST
13	SCOTT, Padric	14/9	XX	-	-	ST	XX	ST	ST	XX	-	ST	ST	ST	ST	ST	XX	ST	XX	-
76	SMITH, Adam	17/17	ST	ST	ST	ST	ST	ST	ST	ST	ST	ST	ST	ST	ST	ST	ST	ST	-	ST
23	STEVENSON, LaRi	17/14	-	XX	ST	ST	ST	ST	XX	ST	ST	ST	ST	ST	ST	ST	ST	ST	XX	ST
24	TAGGART, Tommy	15/15	ST	ST	ST	ST	ST	ST	ST	ST	-	-	-	ST	ST	ST	ST	ST	ST	ST
3	THOMAS, Marco	17/17	ST	ST	ST	ST	-	ST	ST	ST	ST	ST	ST	ST	ST	ST	ST	ST	ST	ST
77	TIVIS, Neal	17/17	ST	ST	ST	ST	ST	ST	ST	ST	-	ST	ST	ST	ST	ST	ST	ST	ST	ST
93	YOUNG, Curtis	6/4	-	XX	XX	-	ST	ST	ST	ST	-	-	-	-	-	-	-	-	-	-

TEAM HIGHS

RUSHES

11 at NOV (4/26)
11 vs NOV (8/2)

RUSHING YARDS

47 @ NOV (4/26)

YARDS PER RUSH

5.8 @ ORL (3/29)

TD RUSHES

3 @ NOV (4/26)
3 @ TB (5/23)
3 @ JAX (7/18)
3 vs NOV (8/2)

PASS ATTEMPTS

48 at ORL (3/29)

PASS COMPLETIONS

30 @ ORL (3/29)

YARDS PASSING

422 @ ORL (3/29)

YARDS PER PASS

11.7 vs NOV (6/6)

TD PASSES

9 vs NOV (6/6)

TOTAL PLAYS

56 @ SPO (4/4)

TOTAL OFFENSE

451 @ ORL (3/29)

YARDS PER PLAY

10.4 vs NOV (6/6)

POINTS

72 vs CLE (7/11)

SACKS BY

4 vs TB (6/26)
4 vs NOV (8/2)

FIRST DOWNS

28 @ ORL (3/29)

PENALTIES

15 vs POR (5/2)

PENALTY YARDS

119 @ TB (5/23)

TURNOVERS

3 @ JAX (5/16)
3 @ ORL (6/13)

INTERCEPTION BY

3 vs ORL (5/8)
3 at TB (5/23)
3 vs NOV (6/6)

PLAYER HIGHS

RUSHES

11 TAGGART at NOV (4/26)
11 TAGGART vs NOV (8/02)

YARDS RUSHING

47 TAGGART at NOV (4/26)

TD RUSHES

3 TAGGART at NOV (4/26)
3 GOOSBY at TB (5/23)
3 TAGGART vs NOV (8/02)

LONG RUSH

25 TAGGART at LAK (6/20)

PASS ATTEMPTS

48 RAUDABAUGH at ORL (3/29)

PASS COMPLETIONS

30 RAUDABAUGH at ORL (3/29)

YARDS PASSING

422 RAUDABAUGH at ORL (3/29)

TD PASSES

9 RAUDABAUGH vs NOV (6/06)

LONG PASS

48 RAUDABAUGH vs CLE (4/18)

RECEPTIONS

14 THOMAS at ORL (3/29)
14 THOMAS at SPO (4/04)

YARDS RECEIVING

159 THOMAS vs ORL (5/08)

TD RECEPTIONS

5 MCDANIEL vs JAX (4/12)
5 THOMAS vs LV (5/30)

LONG RECEPTION

48 THOMAS vs CLE (4/18)

FIELD GOALS

2 FREVERT vs ORL (5/08)

LONG FIELD GOAL

32 FREVERT vs POR (5/02)

LONG KICKOFF RETURN

40 ROMAIN vs NOV (6/06)
40 STEVENSON at JAX (7/18)
40 STEVENSON vs NOV (8/02)

TACKLES

9.0 STEVENSON at NOV (4/26)

SACKS

2.0 ROBINSON at NOV (4/26)
2.0 SCOTT vs ORL (5/08)
2.0 ROBINSON at TB (5/23)
2.0 JENNINGS at LAK (6/20)
2.0 JENNINGS vs TB (6/26)

TACKLES FOR LOSS

2.5 LAWRENCE at SPO (4/04)
2.5 JENNINGS vs TB (6/26)

INTERCEPTIONS

2 STEVENSON vs ORL (5/08)
2 ROMAIN vs NOV (6/06)

ALL-TIME COACHING

HEAD COACH	SEASONS	REGULAR SEASON	POST-SEASON	ARENABOWL
Mike Trigg	2004-05	7-14	0-0	
James Fuller	2005	4-7	0-0	
Brett Munsey	2006-08	30-18	5-2	Won ArenaBowl XXII
Mike Hohensee	2011	6-12	0-0	
Doug Plank	2012	15-3	2-1	Lost ArenaBowl XXV
Clint Dolezel	2013-15	36-18	3-3	Lost ArenaBowl XXVI

ALL-TIME ROSTER

NAME POSITION (YEAR)

A

Adams, Terrell WR/DB (2004)
 Alfonzo, DeJuan WR/LB (2011)
 Allen, Ernest OL/DL (2006)
 Allgood, Justin QB (2012)
 Amoo, Anthony OL (2012)
 Arp, Donovan OL/DL (2004-05)
 Ashton, Peter DB (2015)
 Aumaitre, Nyere OL (2011-12)

B

Barno, Dustin DL (2011-13)
 Bell, Beau LB (2015)
 Bell, Nate OL/DL (2004)
 Belton, Tracy DB (2015)
 Bernstein, Matt FB (2007)
 Blaszczyk, Ryan OL/DL (2013)
 Bibla, Martin OL (2007-08)
 Binford, Harvey WR (2014-15)
 Bogle, Phil OL (2007-08)
 Boone, Aaron WR/LB (2006)
 Boyce, Xavier WR (2015)
 Brackins, Larry WR (2007-08, 11-13)
 Branch, Mario OL/DL (2005)
 Bright, Anthony WR (2006)
 Bright, Callahan DL (2011)
 Broussard, Jamall WR (2008)
 Browder, Nick QB (2004)
 Brown, Chris WR/DB (2005)
 Brown, Cyron OL/DL (2004-06)
 Brown, DeAuntae DB (2004)
 Brown, Marvin FB/LB (2005)
 Brown, Morkeith DL (2013-14)
 Brown, Melik FB/LB (2011-12)
 Brown, Mike WR/DB (2006-08, 11)
 Buford, Lemone OL (2013)
 Burch, Koreen DB (2012)
 Burt, E.J. OL/DL (2006)

C

Caldwell, Cecil OL/DL (2006)
 Campbell, Darrell DL (2011-12)
 Carberry, Kevin DL (2008)
 Carvalho, Brennen C (2012-14)
 Cerami, Rudy DL (2013)
 Chaisson, Kelvin OL (2007)
 Chambers, Jackie WR (2013)

C (cont)

Clark, Damion WR (2013)
 Clark, Devin OL (2012)
 Claybrooks, Felipe DL (2007)
 Clelland, Lance OL/DL (2004)
 Cleveland, Justin OL/DL (2008)
 Collins, Tyrone WR (2013)
 Collis, Luke QB (2015)
 Compton, Gary WR/LB (2004)
 Cooper, Jesse DB (2012)
 Cowsette, Delbert DL (2007)
 Crespina, Keita WR/DB (2004-05)
 Curry, Clarence DB (2006)

D

D'Orazio, Matt QB (2008)
 Davis, Dan DL (2011)
 Davis, Jason DL (2007)
 Davis, Rod LB (2008)
 Debose, Chauncey DL/LB (2013-14)
 Dennis, DeShane WR/DB (2004)
 Dickerson, Mondre OL/DL (2008)
 DiMichele, Adam QB (2012)
 Doster, Reggie DB (2006)
 Dukes, Chad FB/LB (2006)
 Duncan, Zipp OL/DL (2012)
 Dunn, Anthony OL/DL (2008)
 Duvalt, Chris WR (2015)

E

Edouard, Andrew OL (2015)
 Evans, Willie DL (2011)

F

Fakalata, Sioli OL/DL (2013)
 Fance, Calvin LB/DL (2013-14)
 Fitzgerald, Jeffrey OL/DL (2011-12)
 France, Todd K (2006-07)
 Frank, Chris FB/LB (2011-12)
 Frevert, Tommy K (2015)

G

Gachette, Steven QB (2013)
 Gaines, Kevin DB (2006-07)
 Garnett, Winfield OL/DL (2004-05)
 Gardner, Drew DB (2011-12)
 Gauntt, Glen QB (2008)
 Gause, George DL (2008)
 Gilmartin, Mike OL/DL (2011)
 Gohlstin, Eric OL/DL (2004-05)

G (cont)

Gonzalez, Steve WR (2007)
 Goosby, Joe WR/LB (2012-15)
 Gordon, Marcus OL (2013)
 Graham, Derin WR/DB (2004)
 Graziani, Tony QB (2005-08)

H

Haag, Nick LB/DL (2013)
 Hamilton, Remy K (2012)
 Hammel, Todd QB (2004)
 Harris, Johnnie DB (2007)
 Harrison, David OL (2011)
 Harrison, Michael OL/DL (2004)
 Hayes, Jerome OL/DL (2011-12)
 Henderson, Kenny WR (2008)
 Hewitt, Matt DB (2011)
 Hinsley, Ken K (2004)
 Hobbs, Jacob OL/DL (2011)
 Hodges, Jeff DB (2013)
 Hoggard, Alfonso WR (2012)
 Hollis, Dwayne DB/KR (2015)
 Holman, Jason OL/DL (2013-14)
 Holmes, Brent WR (2008)
 Holstrom Ryne OL (2011)
 Hughes, Connor K (2008)
 Hughley, Jeff WR (2012)
 Hunt, Will DL (2015)
 Hurst, Tyron DL (2013-14)

J

Jackson, Chris WR (2008)
 Jackson, Joe OL/DL (2004)
 Jackson, Marlion FB/LB (2004-05)
 James, Jerrain WR/LB (2007)
 Jehovah, Tramaine OL/DL (2011)
 Jenkins, Jacobi DB (2013)
 Jennings, Teddy DL (2014)
 Johnson, Brandon DL (2013)
 Johnson, C.J. WR (2007)
 Johnson, Christian OL/DL (2012-14)
 Johnson, Tom DL (2008)
 Jones, Anthony "Tiger" WR (2012-14)
 Jones, J'Sharlon WR/DB (2004)
 Jones, Jason OL (2013)
 Jones, Torez DB (2015)
 Jones, Tyronne WR (2004-05)

2015 STATISTICS

K

Kauleinamoku, Shane WR (2015)
Keefe, Rob DB (2008)
Klein, Don OL/DL (2006)
Kirsch, Brandon QB (2011)
Kizer, Rayshaun DB (2012-14)

L

Lacey, V'Keon WR (2014)
Langley, T.J. DL (2012)
Lawrence, Justin DL (2015)
Layne, George FB (2007)
Leggett, Maurice DB (2013-14)
Levcik, Tim QB (2004-05)
Lewis, Cornelius OL (2011)
Little, Raymond DB (2013)

M

Mabry, Mike C/DL (2006-08)
Malone, Antonio DB (2011)
Mance, Brian DB (2007-08)
Mathis, Andre LB/DL (2013)
Mauia, Wes MLB (2015)
Martin, Chris DB (2011)
Martinez, Carlos K (2013-14)
Mayfield, Corey OL/DL (2004)
Maynor, Connell QB (2006)
McBroom, Troy WR (2012)
McDaniel, Ryan WR (2013-15)
McDonald, Travis FB/LB (2004)
McKelvey, J.J. WR/LB (2006-07)
McLain, C.J. FB/LB (2004)
McMackin, Rob OL (2011)
Metz, Jake DL (2015)
Milanese, Rob WR/DB (2005-06)
Miller, Arnold OL/DL (2005)
Missouri, Dwayne DL (2004-07)
Moore, Lamont WR/DB (2006)
Morgan, Donovan WR (2011-12)
Moosley, Jordan OL/DL (2013)
Moten, Eddie DB (2005-08)
Murray, Leon QB (2007)
Myers, Kevin OL (2015)

N

Nelson, Colin DB (2012)
Nemeth, EJ QB (2012)
Newell, Keith OL (2015)
Newton, Syvelle WR/DB (2011)
Nsekhe, Ty OL (2011)
Nyenhuis, Gabe DL (2007-08)

O

Orr, Raheem FB/LB (2006-08)
Ours, Wes FB/LB (2005-08)
Outlaw, Lonnie WR (2015)

P

Paramoure, Reggie DL (2012)
Pauley, Charles WR (2007)
Pegues, Derek DB (2011)
Perkins, Brandon LB (2011-14)
Pettigrew, Darius DB (2013)
Phillips, Pernell DL (2013)
Porter, Ryan QB (2013)
Powell, Robbie OL (2011)
Pray, Bryan WR/KR (2013)
Price, Idris LB (2007)

R

Randall, Bryan QB (2014)
Raudabaugh, Dan QB (2012-15)
Reynolds, Darius WR (2015)
Richardson, David DB (2013)
Richardson, Jeramie FB (2015)
Richardson, Kent WR/DB (2011-12, 2014)
Rivera, Antoine WR (2011)
Robinson, Alvance WR/KR (2013)
Robinson, Armand WR (2013)
Robinson, Bryan OL/DL (2012-14)
Robinson, Michaeux DB (2012)
Robinson, Michael DL (2013)
Rodriguez, Prechae WR (2015)
Romain, James DB (2013-15)
Roundtree, Durrand DL (2008)
Ross, Daniel FB (2011)
Ross, Derrick FB/LB (2012-14)
Ross, Ricky WR/DB (2004)
Ryan, Chris FB/LB (2004-05)

S

Sammons, Emery WR (2012, 2014)
Sauk, Matthew QB (2006)
Save, Bryan DL (2007-08)
Schorejs, Derek K (2005)
Scott, Lawon DL (2013)
Scott, Padric DL (2014)
Scott Patrick OL/DL (2004)
Scott, Sean WR/LB (2004-08)
Seder, Tim K (2005)
Seaton, Travis WR/DB (2004)
Shaw, Terrill WR/DB (2004-05)
Skersick, Skylar DL (2015)
Small, Darnell FB/LB (2006)
Smith, Adam OL (2013-14)
Smith, Clifton FB/LB (2008, 2012)
Smith, Robbie K (2011)
Smith, Steve WR (2005-06)
Solomon, Kenneth WR/LB (2004)
Stevenson, LaRico DB (2012-14)
Stoerner, Clint QB (2007)
Stokes, Keith WR/KR (2011)
Striefsky, Jon DB/K (2011, 2014)

T

Thompson, Arkee WR/DB (2005)
Thompson, Dominique WR (2011)
Thurman, Andrae WR (2013)
Tivis, Neil OL (2013-15)
Todd, Joe WR/DB (2004-05)
Townson, Jason OL (2013)
Tribue, Wayne OL (2015)

V

Varner, Tanner DB (2011-12)
Vena, Ryan QB (2011)
Vines, Scottie WR (2007)

W

Wallace, Jamal DB (2005)
Ward, Michael FB/LB (2011)
Warren, Justin DL (2012)
Watts, Darius WR (2008)
Webb, Dee DB (2008)
White, Cornelius WR/DB (2006)
White, Markee WR (2014)
Whitehurst, Kyle (2013)
Whitley, Darnell OL/DL (2011)
Williams, Aric DB (2007)
Williams, Jerome DL/LB (2014)
Williams, Julius DL (2014)
Williams, LeMoriell WR/DB (2011)
Wise, Christian DB (2015)
Wood, Juston QB (2007)

Y

Young, Justin DL (2013)



ARENA FOOTBALL LEAGUE

SCOTT BUTERA

ARENA FOOTBALL LEAGUE COMMISSIONER



Three important assets greeted Scott Butera when the Arena Football League asked him to be its new Commissioner at the end of the 2014 season. The first was a committed ownership group eager to grow the Arena Football's undervalued brand. The second was a talented, dedicated group of players, coaches and staff poised to deliver a fast-paced, highly entertaining version of America's favorite sport. The most important was a passionate and intensely loyal group of fans.

For Butera, now in his second full year as commissioner, it was a familiar scene. He spent much of his career dusting off brands by unlocking their hidden values. This time there was the added allure of working on a product for which he admits a certain fanaticism. "Football is my sport. I've followed it from childhood and I played it in school. It's literally been a lifetime passion."

Having made a name for himself by lifting the fortunes of major brands like Tropicana and Foxwoods, Butera arrived at the AFL ready to apply his finely honed business operations and marketing instincts. He did what has made him successful in other ventures. He focused on the positives and used them as building blocks to the future. And there is a lot to build on at the AFL.

Besides owner commitment and staff passion, Butera thinks he's inherited compelling inventory. For one, America's love of football seems almost insatiable. No less than 86 percent of US TV households tuned into the pro sport last Fall; and last summer, the Arena League experienced a respectable growth spurt. Game attendance popped by 3.5 percent over the previous year. The AFL Championship Game at Stockton Arena in San Jose, California attracted a near sellout crowd. TV viewership of the arena game also rose and the League widely increased its social media footprint in 2015.

The challenge for year one, Butera claims, was stability, and it has been largely achieved. For year two the goal is brand building and growth positioning. Butera doesn't think that the League needs to retool the game product. The issue is to build a greater following for it. There is a perceived performance gap in the sport - no games from February to August - and Butera is intent on filling it with the high energy, fan-friendly style of football that is played in his League.

Butera describes AF as the ultimate combination American favorites. America's favorite sport: football. America's favorite season: summer. America's favorite speed: fast. American's favorite price: family. The challenge is to get more exposure for the game and its people. "We need to show people how much fun they can have by following Arena Football."

Butera succeeded in getting ESPN and CBS Sports to buy in with more plentiful game broadcasts. For the first time in 2016, there will be a game of week. The arrangements help get more eyeballs on the game which in turn helps attract strong promotion partnerships with companies who want to give the smart phone generation - millennials and moms, especially - a pulse-raising in-arena experience and ways to engage through mobile technologies and social media.

Butera has a few things going for him as he works to grow the Arena Football League. For one, he is a skilled financial executive who has a knack for squeezing a lot of value out of every dollar. For another, as one of his owners said, "He is very solid, steady and talented ... an excellent guy with great business instincts."

Plus, Butera is no stranger to sports marketing. At his last business stop, he helped Foxwoods Resort enter into successful marketing partnerships with the Boston Red Sox, New York Yankees, New York Rangers, New York Knicks and Madison Square Garden.

Butera possesses a rare combination of skills that have helped him revitalize brands.

"He's an investment banker at heart, a great transaction guy," says Tom Benninger, former global head of restructuring at UBS Investment Bank. "But in the last few years, I think he's really developed his operational skills. It's pretty unique to have someone be really good at both."

This rare blend of talents helped him as CEO of Tropicana Entertainment (2008-11) where he managed to revitalize the iconic brand through strategic capital investments, improved regulatory relations, and highly targeted marketing. All the while, he kept the reins on expenses.

Born and raised in Massachusetts, Butera began his financial career in investment banking, spending 20 years with UBS Investment Bank, Credit Suisse First Boston, Smith Barney and Bear Stearns & Co. During that time, he concentrated on analysis and client service for companies in real estate, lodging, gaming and leisure industries.

He earned his MBA at New York University's Leonard N. Stern School of Business. He recently served as a member of the Board of Fellows at his alma mater Trinity College.

2016 ARENA FOOTBALL LEAGUE SCHEDULE

Week 1

Friday, April 1
Orlando at Tampa Bay
7:00pm
Philadelphia at Cleveland
7:00pm
Arizona at Portland
10:00pm
Saturday, April 2
Jacksonville at Los Angeles
9:00pm

Week 2

Saturday, April 9
Tampa Bay at Cleveland
7:00pm
Portland at Orlando
7:30pm
Arizona at Los Angeles
11:00pm
Monday, April 11
Jacksonville at Philadelphia
7:00pm

Week 3

Saturday, April 16
Los Angeles at Cleveland
7:30pm
Tampa Bay at Arizona
9:00pm
Sunday, April 17
Portland at Philadelphia
4:00pm
Monday, April 18
Orlando at Jacksonville
7:00pm

Week 4

Saturday, April 23
Cleveland at Philadelphia
4:00pm
Arizona at Jacksonville
7:00pm
Los Angeles at Orlando
7:30pm

Week 5

Friday, April 29
Orlando at Cleveland
7:00pm
Saturday, April 30
Portland at Arizona
9:00pm
Sunday, May 1
Jacksonville at Tampa Bay
2:00pm
Monday, May 2
Philadelphia at Los Angeles
10:00pm

Week 6

Friday, May 6
Jacksonville at Cleveland
7:00pm
Saturday, May 7
Arizona at Orlando
7:30pm
Los Angeles at Portland
10:00pm
Monday, May 9
Tampa Bay at Philadelphia
7:00pm

Week 7

Friday, May 13
Portland at Cleveland
7:00pm
Tampa Bay at Orlando
7:30pm
Saturday, May 14
Arizona at Philadelphia
6:30pm

Week 8

Saturday, May 21
Portland at Jacksonville
7:00pm
Orlando at Philadelphia
7:30pm
Los Angeles at Arizona
9:00pm
Monday, May 23
Cleveland at Tampa Bay
7:30pm

Week 9

Friday, May 27
Jacksonville at Orlando
7:30pm
Saturday, May 28
Philadelphia at Cleveland
7:00pm
Portland at Los Angeles
10:00pm
Sunday, May 29
Arizona at Tampa Bay
2:00pm

Week 10

Friday, June 3
Arizona at Cleveland
7:00pm
Saturday, June 4
Philadelphia at Jacksonville
7:00pm
Sunday, June 5
Orlando at Los Angeles
6:00pm
Monday, June 6
Tampa Bay at Portland
10:00pm

Week 11

Saturday, June 11
Los Angeles at Philadelphia
3:00pm
Jacksonville at Tampa Bay
5:00pm
Portland at Arizona
9:00pm
Monday, June 13
Cleveland at Orlando
7:30pm

Week 12

Friday, June 17
Philadelphia at Arizona
10:00pm
Saturday, June 18
Orlando at Jacksonville
7:00pm
Los Angeles at Tampa Bay
7:30pm
Monday, June 20
Cleveland at Portland
10:00pm

Week 13

Friday, June 24
Tampa Bay at Orlando
7:30pm
Saturday, June 25
Cleveland at Jacksonville
7:00pm
Sunday, June 26
Arizona at Los Angeles
6:00pm
Monday, June 27
Philadelphia at Portland
10:00pm

Week 15

Saturday, July 9
Cleveland at Philadelphia
6:00pm
Jacksonville at Arizona
9:30pm
Orlando at Portland
10:00pm
Monday, July 11
Tampa Bay at Los Angeles
10:00pm

Week 16

Saturday, July 16
Philadelphia at Tampa Bay
4:00pm
Cleveland at Los Angeles
10:00pm
Jacksonville at Portland
10:00pm
Monday, July 18
Orlando at Arizona
9:30pm

Week 17

Saturday, July 23
Portland at Tampa Bay
5:00pm
Los Angeles at Jacksonville
7:00pm
Sunday, July 24
Cleveland at Arizona
9:00pm

Week 18

Saturday, July 30
Philadelphia at Orlando
7:30pm
Sunday, July 31
Tampa Bay at Jacksonville
5:00pm
Monday, August 1
Los Angeles at Portland
10:00pm



WK	Date	Matchup	Time ET
1	Sat, Apr 2	Jacksonville at Los Angeles	9 p.m.
2	Sat, Apr 9	Arizona at Los Angeles	11 p.m.
3	Sun, Apr 17	Portland at Philadelphia	4 p.m.
12	Fri, Jun 17	Philadelphia at Arizona	10 p.m.
13	Sat, Jun 25	Cleveland at Jacksonville	7 p.m.
16	Sat, Jul 16	Philadelphia at Tampa Bay	4 p.m.
17	Sun, Jul 24	Cleveland at Arizona	9 p.m.
18	Sun, Jul 31	Tampa Bay at Jacksonville	5 p.m.
PS	Sun, Aug 7	FIRST ROUND	6 p.m.
PS	Sun, Aug 14	SEMIFINALS	6 p.m.
PS	Fri, Aug 26	ARENABOWL XXIX	8 p.m.

ALL GAMES BROADCAST ON ESPN2
TIMES LISTED ARE EASTERN TIME AND SUBJECT TO CHANGE



WK	Date	Matchup	Time ET
1	Fri, Apr 1	Arizona at Portland	10 p.m.
2	Mon, Apr 11	Jacksonville at Philadelphia	7 p.m.
3	Sat, Apr 16	Los Angeles at Cleveland	7:30 p.m.
4	Sat, Apr 23	Cleveland at Philadelphia	4 p.m.
5	Sat, Apr 30	Portland at Arizona	9 p.m.
6	Sat, May 7	Arizona at Orlando	7:30 p.m.
7	Sat, May 14	Arizona at Philadelphia	6:30 p.m.
8	Sat, May 21	Orlando at Philadelphia	7:30 p.m.
9	Sat, May 28	Philadelphia at Cleveland	7 p.m.
10	Sat, Jun 4	Philadelphia at Jacksonville	7 p.m.
11	Sat, Jun 11	Jacksonville at Tampa Bay	5 p.m.
12	Sat, Jun 18	Orlando at Jacksonville	7 p.m.
13	Fri, Jun 24	Tampa Bay at Orlando	7:30 p.m.
14	BYE		
15	Sat, Jul 9	Jacksonville at Arizona	9:30 p.m.
16	Sat, Jul 16	Cleveland at Los Angeles	10 p.m.
17	Sat, Jul 23	Portland at Tampa Bay	5 p.m.
18	Mon, Aug 1	Los Angeles at Portland	10 p.m.

TIMES LISTED ARE EASTERN TIME AND SUBJECT TO CHANGE



Arena Football 101

- 1 GOAL POSTS**
9 feet wide with a 15-foot high crossbar
(NFL 18 1/2 feet wide, 10 feet high crossbar)
- 2 PLAYING FIELD**
50 yards, 8 yard endzones
85 feet wide
- 3 SIDELINE BARRIERS**
High density foam padding
48 inches high
- 4 FIELD NUMBERS**
3 feet by 18 inches
Located 15 feet from field boundary
- 5 INSIDE HASHMARKS**
4 1/2 feet from boundary
of field
- 6 OUTSIDE HASHMARKS**
13 1/2 feet from center
of field
- 7 PLAYING SURFACE**
Indoor artificial grass
- 8 GOALSIDE REBOUND NETS**
Tightly strung mesh
88 feet wide, 37 feet high



SCORING

- Touchdown - 6 points
 - Conversion place kick - 1 point
 - Conversion run / pass - 2 points
 - Drop kick conversion - 2 points
 - Failed conversion returned by defense - 2 points
 - Safety - 2 points
- ### FIELD GOALS
- By placement - 3 points
 - Drop kick - 4 points

OFFENSE

- 8 players on field
- 4 players on line of scrimmage
- No punting

DEFENSE

- 8 players on field
- 3 down linemen

TOTAL ROSTER

- 21 active players
- Three inactive players

TIME OF PLAY

- Four 15 minute quarters
- 15 minute halftime
- 15 minute overtime
- 32/25 second clock

MOVEMENT OF THE BALL AND SCORING

- Four (4) downs are allowed to advance the ball ten (10) yards for a first down, or to score.
- Six (6) points for a touchdown.
- One (1) point for a conversion by place kick after a touchdown, two (2) points for a conversion by drop kick and two (2) points for a successful run or pass after a touchdown.
- Three (3) points for a field goal by placement or four (4) points for a field goal by drop kick.
- Two (2) points for a safety.

KICKING

- Kickoffs are from the goal line. Kickers may use a one-inch tee.
- Punting is illegal. On fourth down, a team may go for a first down, touchdown or field goal.
- The receiving team may field any kickoff or missed field goal that rebounds off the net.
- Any untouched kickoff, which is out of bounds, will be placed at the 20-yard line or the place where it went out-of-bounds, whichever is more advantageous to the receiving team.

PASSING

- Receivers must have one (1) foot inbounds for a catch. A forward pass that rebounds off the rebound net or sideline barrier is a live ball and is in play until it touches the playing surface.

OVERTIME RULES

- Overtime periods are 15 minutes for both the regular season and the playoffs.
- Each team gets one (1) possession to score. If, after each team has had one possession, one team is ahead, that team wins. If the teams are tied after each has had a possession, the next team to score wins.

GLOSSARY OF TERMS

BALL IN THE STANDS - When a ball is thrown or bounces into the seats surrounding the playing field, the "lucky" fan that catches the ball keeps it.

DROP KICK - A drop-kicked FG is worth four (4) points. A drop-kicked extra point is worth two (2) points.

IRONMAN - Signifies participants playing both offense and defense.

"MAC" AND "JACK" LINEBACKERS - "Mac" may rush the QB straight on without stunting, twisting or drop-back coverage. "Jack" must stay within an imaginary box behind the line of scrimmage. Either LB may cover the fullback or tight end.

OFFENSIVE MOTION - Unlike stadium-played football, one (1) offensive back may go into forward motion prior to the snap of the ball.

OVERTIME - Arena Football has a unique overtime rule: If a contest is tied after regulation, teams will play a 15-minute overtime. Each team will have one opportunity to score. If, after each team has had one chance to score, the game is tied, the first team to score is crowned the winner.

REBOUND NETS - Goal-side rebound nets extend outward from each upright. The nets are 30-feet wide, 32-feet high and extend to 40 feet above the playing surface. The bottom bars of the frames are positioned eight (8) feet above the surface. The "scoring area" is nine-feet wide and 15-feet high. Nets are stretched taut so that a missed kick attempt will rebound off the net and back into the field of play. Once the ball caroms off the net, it's live.

SIDELINE BARRIERS - Similar to the sideboards that surround a hockey rink, the sideline barrier encircles the playing surface. The barrier is made of a high-density foam pad, measuring four (4) inches thick.

STUNTING OR TWISTING - When a defensive lineman is rushing the passer, there's no "stunting" or "twisting." In other words, linemen are required to power past offensive linemen.

TIGHT END - One (1) offensive lineman must declare himself a tight end prior to the snap by simply raising his arm and "declaring" himself a tight end. The Mac (rush-eligible) linebacker must line-up on the opposite side of the center from the tight end.

TWO-WAY PLAYERS - One of the most "throwback" features of the Arena Football League is the fact that the game features eight-on-eight football, where at times, some players will play both offense and defense.

MISSION STATEMENT

"To serve our community with pride and passion as a quality example of individual and team excellence on the field, in the office, at the arena and within the community by consistently exceeding our customers' expectations by demonstrating the highest character, appreciation and respect for our game, customers, teammates and partners as a cost-effective and visionary organization providing a total entertainment experience."

FANS' BILL OF RIGHTS

In furtherance of our Mission Statement, we, the players, coaches, officials, staff and owners of the AFL are thankful to the Fans that we serve, appreciate their support and dedicate ourselves collectively to protecting their rights as the greatest sports and entertainment Fans in the world.

We believe that every Fan is entitled to a wholesome environment for guests and family members, free of violence, profane gestures and language or rude and invasive behavior that could in any way interfere with a first-class entertainment experience.

We believe that every Fan demands that we maintain absolute respect for the game of Arena Football and maintain the integrity of the finest of fair competition at all times.

We believe that every Fan deserves our very best effort on a consistent basis, on every play on the field, every action in the stands, every call to our office, and every involvement in our community.

We believe that every Fan is entitled to a total entertainment experience at an affordable cost for all members of the family from the time they arrive at the arena to the time they depart.

We believe that every Fan should receive the very best in competitive football, entertainment, merchandise, food and beverage for their purchasing power.

We believe that every Fan is entitled to interact with and have access to players and coaches for autographs and conversation in recognition of their support at every game.

We believe that Fans are entitled to fast, accurate, and complete information about our players, coaches, League, games, and performance.

We believe that Fans expect the Arena Football League to be comprised of gentlemen and ladies who are examples and role models for youth, free of physical violence, drugs, alcohol, and gambling abuse.

We believe that Fans expect us to honor our country and to be involved in our communities to make contributions for a better, safer, and more positive place to live.

We believe that Fans should know that we are committed to serve and not to be served, to give and not to just take, and to inspire and encourage people to higher levels of personal and professional achievement, growth, maturity, and respect for each other.

AFL POSTSEASON PROCEDURES

- All eight teams will participate in the postseason
- There will be one (1) conference top seed and three (3) wildcards in each conference.
- Seeding in each Conference is based on overall record, with the top record in each Conference reserved for that Conference's #1 seed (overall seed #1 and #2 respectively) (i.e.- Team A in American Conference has the top record at 12-4. Team B has second best record in the American conference at 11-5. Team C in the National Conference has a record of 10-6; Team A earns #1 seed, Team C earns #2 seed and Team B earns #3 seed)
 - 1st and 2nd seed- one team in each conference with best overall record
 - 3rd-8th seeds- best overall records amongst all remaining AFL teams (based on tiebreakers)

DEFINITIONS

Strength of Schedule - Combined winning percentage of opponents played.

Point Differential - The difference between a team's total points (offense) and the points scored against them (defense).

Turnover differential - The difference between the number of times an AFL team has taken the ball away from the opponent through either an interception or fumble and the number of times the team has given up the ball to the opposition through a thrown interception or lost fumble.

Winning percentage - Total number of wins divided by total number of games.

TIEBREAKER SCENARIOS

CONFERENCE CHAMPIONS - TWO TEAMS

1. Head-to-head (best winning percentage in games between the clubs)
2. Point differential in head-to-head games
3. Strength of Schedule
4. Turnover Differential
5. Coin toss

CONFERENCE CHAMPIONS - THREE OR MORE TEAMS

(Note: If three or more teams are tied, follow steps until one team is eliminated. Once two teams remain, revert back to Step 1 of the two-team tiebreaker to determine which team advances.)

1. Head-to-head (best winning percentage in games between the clubs)
2. Point differential in head-to-head games
3. Strength of Schedule
4. Turnover Differential
5. Coin toss

WILDCARD

(Note: If three or more teams are tied, follow steps until one team is eliminated. Once two teams remain, revert back to Step 1 of the two-team tiebreaker to determine who advances)

1. Head-to-head (best winning percentage in games between the clubs)
2. Point differential in head-to-head games
3. Strength of Schedule
4. Turnover Differential
5. Coin toss

CONFERENCE SEEDING TIE BREAK PROCEDURE

1. Head-to-head (best winning percentage in games between the clubs)
2. Point differential in head-to-head games
3. Strength of Schedule
4. Turnover Differential
5. Coin toss

ARENABOWL TIE BREAK PROCEDURE

1. Highest Postseason Seed
2. Overall record (best winning percentage)
3. Head-to-head (best winning percentage in games between the clubs)
4. Point differential in head-to-head games
5. Strength of Schedule
6. Turnover Differential
7. Coin toss



Scott Butera
AFL Commissioner

Christie Cook
AFL COO
(312) 465-2214
ccook@arenafootball.com

Wesley Friedman, Esq.
Corporate Counsel
(702) 802-3905 ext. 355
wfriedman@arenafootball.com

Tom Goodhines
Executive Vice President: (702)
802-3905 ext. 356; tgoodhines@
arenafootball.com

Araxie Grant
Vice President of Finance & Controller
(702) 802-3905 ext. 351
agrants@arenafootball.com

Joe Kleinsmith
Senior Director of Football Operations
(702) 802-3905 ext. 350
jkleinsmith@arenafootball.com

Anastasia Savchenko
Staff Accountant
(702) 802-3905, ext. 353
asavchenko@arenafootball.com

Candice Hall
Staff Accountant
(312) 465-2203
chall@arenafootball.com



ARIZONA RATTLEERS
201 EAST JEFFERSON STREET
PHOENIX, AZ 85004
T: 602-514-8383
PETER GARBOW
989-395-3789
PGARBOW@AZRATTLEERS.COM



CLEVELAND GLADIATORS
200 TOUCHDOWN DRIVE
CLEVELAND, OH 44115
T: 216-420-2222
PAM FRASCO
216-420-2213
PFRASCO@THEOARENA.COM



JACKSONVILLE SHARKS
1000 WEST BAY STREET
JACKSONVILLE, FL 32204
T: 904-900-2060
STEVEN SHOTOLA
904-900-2060
STEVEN@JAXSHARKS.COM



LOS ANGELES KISS
2401 EAST KATELLA AVE - STE 220
ANAHEIM, CA 92806
T: 714-462-5477
WILL PROCTOR
714-587-2632
WPROCTOR@LAKISSFOOTBALL.COM



ORLANDO PREDATORS
2810 COMMODITY CIRCLE
ORLANDO, FL 32819
T: 407-355-2200
MIKE DIJULIO
425-894-8625
MICHAEL_DIJULIO@
ORLANDOPREDATORS.COM



PORTLAND STEEL
PDX SPORTSCENTER
ATTN: PORTLAND STEEL
8785 SW BEAVERTON-HILLSDALE HWY
BRIAN DANCEL



TAMPA BAY STORM
401 CHANNELSIDE DRIVE
TAMPA, FL 33602
T: 813-276-7300
BEN SHOTTEN
813-307-5906
BEN@TAMPABAYSTORM.COM

LEAGUE OFFICIALS

COORDINATOR OF OFFICIALS
Carl T. Paganelli

ASSISTANT SUPERVISORS OF OFFICIALS
David Chesney

Rod Ammari
Brent Baumann
Grantis Bell
Mark Bennett
Bradley Brunet
Neil Brunner
Scott Campbell
Jeff Carr
Mike Chase
Robert Colosimo

Steve Coullias
David Cutaia
RG Detillier
John Drayton
Paul Engelberts
Al Granado
Craig Griffith
Michael Griffith
Jeffrey Johnson
Riley Johnson

Kevin Kieser
Matt Kukar
Kenny Leffle
Rick Lowe
Thomas McCabe
Joe Pester
Mearl Robinson
Roger Stewart
Terri Valenti



BR BERNIE
ROBBINS
JEWELERS

PHOENIX
SALON & SPA

element
PHOTOGRAPHY

DINARDO
BROTHERS
ENTERTAINMENT

Bronzatura
L'Espresso Cosmetics

LIFETIME
ATHLETIC



AGE: UNKNOWN

BIRTH PLACE: PHILADELPHIA, PA

OCCUPATION: SOUL MASCOT - "MAYOR OF SOULVILLE"

HEIGHT: 6'0" | **WEIGHT:** 248 LBS | **NUMBER:** 4

SHOE SIZE: 13

LIKES: FOOTBALL, FOOD, FANS, AND MUSIC - BLUES, JAZZ AND ROCK N ROLL

FAVORITE MOVIES: BLUES BROTHERS, ROCKY I - V, SOUL MAN

FAVORITE SONGS: SOUL MAN (SAM MOORE), PHILADELPHIA FREEDOM (ELTON JOHN)

FAVORITE FOOD: PHILLY CHEESE STEAKS

MUSICAL INSTRUMENTS: SAXOPHONE, GUITAR, AND HARMONICA

HOBBIES: WATCHING FOOTBALL, LISTENING AND PLAYING MUSIC, SHOPPING FOR SUNGLASSES

SOMETIMES YOU READ A STORY THAT WOULD SEEM TO DEFY REALITY, BUT IS JUST SO CRAZY THAT IT COULDN'T HAVE POSSIBLY OF BEEN MADE UP. THE LEGEND OF SOUL MAN IS ONE SUCH STORY. IT ALL BEGAN ONE UNUSUALLY SUNNY SUMMER AFTERNOON IN PHILADELPHIA. IN A DOWNTOWN HOSPITAL, A FIRST TIME MOM TO BE WAS AWAITING THE ARRIVAL OF HER NEW BABY BOY. WOULDN'T YOU KNOW IT THAT ON THE BRIGHTEST DAY IN HISTORY, THE NEWBORN BABY WAS DELIVERED WEARING A PAIR OF BLACK SUNGLASSES! SURELY THIS HAD TO BE A SIGN OF THINGS TO COME FOR THE KID WHO WOULD LATER BE KNOWN SIMPLY AS SOULMAN.

SOULMAN WAS A VERY ACTIVE BABY. IN FACT, IT IS SAID THAT HE COULD DANCE BEFORE HE LEARNED HOW TO WALK. THIS LITTLE SOUL BABY WAS NOT ABOUT TO LET THE RESTRAINTS OF CHILDHOOD SLOW HIM DOWN. IT WASN'T LONG BEFORE HE STARTED TO TAKE AN INTEREST IN MUSIC. HE MANAGED TO LEARN HOW TO PLAY THE HARMONICA, GUITAR, AND SAXOPHONE ALL BEFORE THE AGE OF TWO.

SOULMAN STARTED TO WALK AROUND TOWN PLAYING RANDOM TUNES TO ENTERTAIN HIS NEIGHBORS. SOULMAN WAS WALKING DOWN THE SIDEWALK PLAYING MUSIC ONE DAY AND A STRONG BREEZE BLEW BY, CAUSING HIM TO DROP HIS SAXOPHONE. WHEN HE WENT TO GO PICK IT UP, HE NOTICED SOMETHING STICKING OUT FROM UNDERNEATH A BUSH. IT WAS A BLACK HAT. WHAT A STRANGE FIND! THAT DIDN'T STOP SOULMAN FROM PUTTING IT ON. HE CHECKED HIMSELF OUT IN A NEARBY SHOP WINDOW AND LIKED WHAT HE SAW. WITH THE SUNGLASSES AND HIS NEW HAT, SOULMAN HAD DISCOVERED HIS TRADEMARK STYLE. IT DIDN'T TAKE LONG BEFORE SOULMAN WAS ON THE ROAD PLAYING CONCERTS FOR LARGE AUDIENCES. PEOPLE WERE FLOCKING TO GO SEE HIM, AND MAN COULD HE WORK A CROWD. THERE WAS NO SLOWING SOULMAN DOWN.

WHEN SOULMAN'S TOUR CAME AROUND TO HIS HOMETOWN OF PHILADELPHIA, THE FRONT OFFICE OF THE NEWLY FORMED PHILADELPHIA SOUL ORGANIZATION TOOK NOTICE. THEY KNEW A GOOD THING WHEN THEY SAW IT. WHAT BETTER PERSON TO HAVE LEAD THE FANS OF THE PHILADELPHIA SOUL THAN A WILD AND CRAZY ROCK N' ROLLER WHO KNOWS HOW TO RILE UP ANY CROWD. IT WAS A MATCH MADE IN HEAVEN. WHO WOULD HAVE THOUGHT THAT THE LITTLE BABY BORN WEARING SUNGLASSES WOULD END UP AS THE SYMBOL FOR PHILADELPHIA'S NEWEST TEAM? IT MUST HAVE BEEN FATE.

SOULMAN CAN BE SEEN ALL OVER PHILADELPHIA PLAYING HIS MUSIC AND SHARING HIS VIBE WITH THE PEOPLE WHO CROWD AROUND TO WATCH SOULMAN DO WHAT HE DOES BEST. WHETHER IT IS THE PHILADELPHIA ZOO OR EVEN THE PHILADELPHIA MUSEUM OF ART, SOULMAN'S PURPOSE AND PASSION IS TO BRING SMILES TO THE FACES OF ALL THAT GO OUT TO SEE HIM. SOULMAN IS QUICKLY BECOMING A PHILADELPHIA ICON.



Since its inauguration in 2004, the Philadelphia Soul has been committed to serving the surrounding community. As we prepare to kick off our eleventh season, the Philadelphia Soul's commitment to community is stronger than ever. The team is focused on continuing to make a difference in the community as well as improving lives in Philadelphia and surrounding areas.

Every member of the Philadelphia Soul organization understands that our connection with the Delaware Valley begins when we step on to the field and does not end when we walk off of it.

The Soul players, Soulmates, Soulman, coaches, staff and ownership are all proud to be a part of and aid the neighboring community. The Soul is very dedicated to the community; participating in appearances, contributing charitable donations and attending fundraising events with non-profit organizations, schools and civic groups.

The Philadelphia Soul would like to be recognized not only for our performance on the field, but the impact we make off of it. In the past the Soul have visited hospitals and schools, attended charity events, and helped build playgrounds and homes. The Soul, and our partners, have been able to donate over \$500,000 in program donations to local charities including the Ronald McDonald House, Little Smiles, Northern Children Services, American Lung Association and the Make A Wish Foundation.

The Soul established awareness nights during the 2013 season, which focused on issues such as cancer, clean air, autism, homelessness and education. This tradition has continued into the upcoming 2016 season with themes like diversity, family, military appreciation and education.

We are able to give underprivileged children the opportunity to attend an Arena Football game through the Soul Moving Experience, which relies on generous donations by individuals and companies. To date, the program has allowed over 115,000 children and adults to attend a Philadelphia Soul game.

If you would like to be a part of the Soul Moving Experience or have the Philadelphia Soul be a part of your organizations next event, please reference our website for our community relations guidelines or contact Jessica DeVito at jdevito@philadelphiasoul.com

The Soul strive to make its players, coaches and other personnel available in a timely and responsible manner to all accredited members of the media. The 2016 season is sure to provide many exciting moments and in an effort to provide a professional working environment, the following guidelines have been established for the upcoming season.

MEDIA CREDENTIALS

All requests for working press, radio, television and photo credentials should be submitted in writing or by fax on company letterhead to the Soul Communication Department. Requests must be submitted no later than 48 hours prior to the game. All credentials are non-transferrable and any unauthorized use will subject the bearer to ejection from the arena. Credentials must be visible at all times.

PRESS ENTRANCE

The Wells Fargo Center press entrance is located on the North side of the building. No access will be allowed through public doors. Media members should proceed to the Upper Press Box to access the press room.

PRESS PARKING

A limited number of parking spaces will be available for accredited media members. Please include your parking request when applying for credentials. Game-by-game requests can be made through the Soul Communications Department, by space is not guaranteed.

GAME-DAY INTERVIEW POLICY

All pre-game interviews may take place on the field up to 90 minutes prior to kickoff; contact the Soul Communications Department with requests. Following the game, the head coach will address the media in the Lexus Club and players may be interviewed on the field after a league mandated "10-minute cooling off" period. **THE SOUL'S MEDICAL AREA IS OFF LIMITS AT ALL TIMES.** For help in locating players or coaches for interviews, please contact the Philadelphia Soul Communications Department. Visiting team interview requests should be made through the visiting team's media relations contact or by notifying a staff member.

LOCKER ROOMS

The locker rooms are "off-limits" to the media prior to kickoff. The rooms will re-open after the game following a league mandated "10-minute cooling off" period. The officials' locker room is "off-limits" to members of the media at all times. Special requests should be made to the Soul Communications Department.

PHOTOGRAPHERS

Only photographers on assignment will be allowed access to the designated photography locations surrounding the field of play. Because of limited photography positions, **NO FREELANCE PHOTOGRAPHY PASSES WILL BE ISSUED.**

PRESS BOX

Press seating is available to accredited media in the press box. There are sufficient phone lines and electrical outlets available in the press box. Contact the Soul Communication Department to secure a spot in the press box.

PRESS LOUNGE

Media with season credentials, or those granted single-game credentials, are invited to have a pre-game meal in the press lounge. The press room will open two hours before kickoff. Press lounge usage is limited to those presenting valid Soul, or AFL passes. It is impossible to accommodate family, friends, guests or others. Any abuse of dining room privilege may result in forfeiture of a media pass.

GAME NIGHT SERVICES

Press notes, lineups, programs and other pertinent information will be furnished by the Soul Communications Department. Halftime statistics, as well as first and third quarter "quickie" stats, will be available in the press box and final statistics boos will be made available approximately 15 minutes after the conclusion of the game. Any fax requests should be made to a member of the Soul's Communication staff.

REGULAR SEASON PRACTICES

Unless otherwise notified by the Soul Communications Department, all regular season practice sessions are open to the media. The head coach, other members of the coaching staff and plyers will be available for interviews at the conclusion of each practice. The Soul's practice facility is located at Nexxt Level Coliseum, 333 Preston Ave, Voorhees, NJ 08043. Contact the Soul's Communications Department for up-to-date information regarding the team's practice schedule.



Americans with Disabilities Seating:

The Wells Fargo Center recognizes the need of persons with disabilities, as defined by the Americans with Disabilities Act of 1990. The Wells Fargo Center is equipped with elevators and escalators. The Universal Symbol marks parking. Wheelchair and Companion Seating, contact the Box Office at (215) 389-9571.

ATMS:

There are two Automated Teller Machines at the Wells Fargo Center.

Children

Children under two do not require a ticket for most events but will be required to sit on the lap of a paying customer

Entrances:

There are two main entrances located on the Broad Street North and 11th Street South sides and two auxiliary entrances located on the Broad Street South and 11th Street sides of the building.

Executive Offices:

At the Wells Fargo Center, the Executive Offices are located on the Broad Street and 11th Street sides of the building.

Exits:

Four additional exit stair towers, located in each corner of the building, supplement the above-mentioned entrances for exiting the Wells Fargo Center. Tower access is available on every level of the arena.

Fan Gear:

Fan Gear is the Wells Fargo Center's flagship retail store located in the northwest corner of the Main Concourse Level. Fan Gear features Flyers, 76ers, Wells Fargo Center and other event-related merchandise. Fan Gear is open on Flyers and 76ers game days only from 5 p.m. through 30 minutes after the conclusion of the event. In addition, a host of satellite retail locations offer guests a wide-ranging selection of team and entertainment merchandise. Visa and MasterCard are accepted.

First Aid:

For medical emergencies, patrons should go to the First Aid Station located on the Main Concourse behind Section 117.

Guest Services Center:

Guest Services is located on the Broad Street side opposite Section 101. Event Staff members have been specially trained to assist all types of guest inquiries, ticket issues, problems, lost children, and lost/found articles.

Restrooms:

Located throughout the arena on all levels.

Smoking Policy:

Smoking is permitted in P.J. Whelihan's Back Room and Philadelphia Park Sports Bar. Patrons who to smoke outside may exit the building by Section 104-105 and Section 116-117. Those who do so must receive a re-entry pass from an usher.

Video & Audio Recording:

Video and audio recording equipment is not permitted in the Wells Fargo Center. WELLS FARGO CENTER EVENT HOTLINE (215) 336-3600. Please be advised seating locations will not be given out over the telephone.

Will Call Window:

The Will Call window is located at the main Box Office on the Broad Street South side of the Wells Fargo Center. There is also a VIP Will Call for Club Box and Suite patrons located at the VIP entrance on the Broad Street North side. Tickets left at Will Call will only be released to the person whose name is listed on the Will Call envelope (please present photo identification). Tickets for future events may be purchased in person at the Advanced Tickets window. The Advanced Ticket window is open during the regular Box Office hours and all Wells Fargo events. During events, additional Advance Ticket windows are located behind Section 101 and Section 103.

Wells Fargo Center

3601 South Broad Street

Philadelphia, PA 19148

(800) 298-4200

www.wellsfargocenterphilly.com



PHYSICAL
THERAPY



HAND
THERAPY



SPORTS
MEDICINE



WORK
HEALTH

More success stories than anyone else.

Let us share yours.



#Bounceback2it

We keep the Soul on the field.



NovaCare[®]

REHABILITATION

The Power of Physical Therapy™

Request an
Appointment Today
novacare.com
800.770.6682



More than 100 locations throughout Pennsylvania, Delaware & South Jersey

Preferred Provider of Physical Therapy to the



and you!




PHILADELPHIA
SOUL™