


2015

A large, black silhouette of a baseball player in a batting stance is positioned on the right side of the cover. The player is wearing a cap and is captured in the middle of a swing, with the bat extended downwards and to the left. The background is a gradient of yellow and orange.

**MEDIA
GUIDE
& RECORD
BOOK**



SHOP FOR YOUR FAVORITE
CAROLINA LEAGUE TEAM HEADWEAR AT



FLY YOUR OWN FLAG



2015 Media Guide & Record Book

CAROLINA LEAGUE OFFICE	SALEM RED SOX	36-39
General Information	WILMINGTON BLUE ROCKS	40-43
Club Nicknames.....	WINSTON-SALEM DASH	44-47
Award Winners.....	2013 SEASON REVIEW	
SCHEDULES	Summary	48-49
Master League	Standings, Awards.....	50
Carolina Mudcats	Statistical Leaders.....	51
Frederick Keys.....	Complete Statistics	52-58
Lynchburg Hillcats.....	LEAGUE RECORDS	
Myrtle Beach Pelicans	Individual Batting.....	59-61
Potomac Nationals	Single Season Performances	62
Salem Red Sox.....	Annual Award Winners.....	63-65
Wilmington Blue Rocks.....	Yearly Batting Leaders.....	66-73
Winston-Salem Dash.....	Team Batting	73-74
TEAM INFORMATION	Individual Pitching.....	75-76
Contact Information,	Perfect Games, No-Hitters	77-79
Ownership, Management,	Yearly Pitching Leaders	80-85
Field Staff, Stadiums, Ticket	Individual Fielding	86-88
Information, Records,	Team Fielding	89
Affiliate Information.	Miscellaneous	90
CAROLINA MUDCATS	Attendance Records.....	91
FREDERICK KEYS	ALL-STAR GAME RESULTS	92-93
LYNCHBURG HILLCATS	COMPOSITE STANDINGS	94
MYRTLE BEACH PELICANS	MAJOR LEAGUE AFFILIATIONS KEY	94
POTOMAC NATIONALS	SEASON-BY-SEASON CAPSULES	95-114

The 2015 Carolina League Guide and Record Book was produced by Sports Vue Interactive. PO Box 164, Princess Anne, MD 21853 • 410-651-1963 • www.sportsvue.net • Charles Cuttone, Linda Cuttone, Editors.

Statistics by Major League Baseball Advanced Media. Special thanks to Baseball America, Major League Baseball, MLB clubs and the Carolina League teams.

LEAGUE DIRECTORY

Carolina League Office

Office Address/Mailing Address
 1806 Pembroke Road, Suite 2-B,
 Greensboro, NC 27408
 Telephone: (336) 691-9030 • Fax: (336) 464-2737
 Email: office@carolinaleague.com
 Website: www.carolinaleague.com

LEAGUE OFFICE DIRECTORY

President/Treasurer John Hopkins
 Vice President Art Silber
 Executive Vice President..... Steve Bryant
 Secretary Ken Young
 Accountant..... John Schwarz
 Office Assistant Marnee Larkins
 Computer/Internet Consultant:..... Michael J. Albrecht
 Directors Dave Ziedelis (Frederick),
 Steve Bryant (Carolina), Paul Sunwall (Lynchburg), Chuck Greenberg (Myrtle
 Beach), Art Silber (Potomac), Tim Zue (Salem), Clark Minker (Wilmington), Billy Prim
 (Winston-Salem)



JOHN HOPKINS

Classification.....A-Advanced
 Years League Active..... 1945-2014
 2015 Opening Date.....April 9
 2015 Closing Date.....Sept 7
 First Half Ends.....June 21
 Number of Games..... 140
 All-Star Game.....Carolina League vs. California League
 at Rancho Cucamonga, Calif. – June 23
 Roster Limit.....25 active, 35 under control
 Statistician.....Major League Baseball Advanced Media
 75 Ninth Ave., New York, NY 10011
 212-485-3444

UMPIRES	Hometown	Pro Year	2014 League
Erich Bacchus	Germantown, MD	4th	South Atlantic/Carolina
Tucker Beneville	Efland, NC	4th	South Atlantic
Chase Eade	Meridianville, AL	4th	Carolina
Rich Grassa	Lindenhurst, NY	3rd	South Atlantic/Carolina
Cody Oakes	Delhi, IA	4th	Carolina
Mike Provine	Newtown, PA	4th	Carolina
Randy Rosenberg	Arlington, VA	4th	South Atlantic
Skyler Shown	Owensboro, KY	3rd	South Atlantic/Carolina/Calif.

Northern Division

Frederick Keys Baltimore Orioles
 Lynchburg Hillcats Cleveland Indians
 Potomac Nationals Washington Nationals
 Wilmington Blue Rocks Kansas City Royals

Southern Division

Carolina Mudcats Atlanta Braves
 Myrtle Beach Pelicans Chicago Cubs
 Salem Red Sox Boston Red Sox
 Winston-Salem Dash Chicago White Sox

Playoff Format

First half division winners play second half division winners in best of three series. (Double half winners face wild-card.) Division champions meet in best of five series.

Championship Trophy: Mills Cup

FORMER CAROLINA LEAGUE UMPIRES IN THE MAJORS

Umpire.....	CL YRS	Umpire.....	CL YRS
Scott Barry	2002	Anthony Johnson	2008
Toby Basner	2006	Ron Kulpa	1994
Cory Blaser	2005	Will Little.....	2008-09
CB Bucknor	1991-92	Jerry Meals.....	1986
Chris Conroy	2003	Mike Muchlinski.....	2001
Phil Cuzzi.....	1986-87	Alan Porter.....	2005
Bruce Dreckman	1992	Stu Scheurwater.....	2009
Andy Fletcher	1992	Todd Tichenor.....	2000-01
Tom Hallion.....	1980-81	Tim Timmons	1993-94
Angel Hernandez.....	1984-85	Joe West	1975
Sam Holbrook	1992-93	Quinn Wolcott	2007
Dan Iassogna	1995-96		

LEAGUE INFORMATION

CAROLINA LEAGUE PRESIDENTS

Name	Hometown	Years Served
Dr. Thomas S. Wilson	Draper, N.C.	1945-47
Carroll T. Brown	Martinsville, Va.	1948
Herb J. Brett	Danville, Va.	1949
Glen E. (Ted) Mann	Durham, N.C.	1949-56
Julian Clyde (Bill) Jessup	Wilson, N.C.	1957-69
Wallace McKenna	Lynchburg, Va.	1970-76
James B. Mills	Apex, N.C.	1977-83
John E. Hopkins	Greensboro, N.C.	1984-present

FORMER CAROLINA LEAGUERS IN THE HALL OF FAME

Players	Carolina League Team	CL Year	HOF
Earl Weaver	Winston-Salem Cardinals	1950	1996
Willie McCovey	Danville Leafs	1956	1986
Carl Yastrzemski	Raleigh Capitals	1959	1989
Tony Perez	Rocky Mount Leafs	1962	2000
Joe Morgan	Durham Bulls	1963	1990
Johnny Bench	Peninsula Grays	1966	1989
Rod Carew	Wilson Tobs	1966	1991
Satchel Paige	Peninsula Pilots	1966	1971
Wade Boggs	Winston-Salem Red Sox	1977	2005
Managers			
Heinie Manush	Martinsville Athletics	1945	1964
Joe Medwick	Raleigh Capitals	1951	1968
Enos Slaughter	Raleigh Capitals	1961	1985

MINOR LEAGUE AWARD WINNERS

Year	Award	Winner, Team
1992	Organization of the Year	Cleveland Indians
1994	Bob Freitas Award	Kinston Indians
1994	Organization of the Year (Topps)	Kansas City Royals
1995	Organization of the Year (Topps)	Kansas City Royals
1996	Player of the Year	Andrew Jones, Durham
1996	Organization of the Year	Atlanta Braves
1998	Bob Freitas Award	Wilmington Blue Rocks
1998	John H. Johnson President's Award	Calvin Falwell, Lynchburg
2000	Player of the Year	Jon Rauch, Winston-Salem
2000	Organization of the Year	Chicago White Sox
2002	Organization of the Year (Topps)	Pittsburgh Pirates
2004	Executive of the Year	Chris Kemple, Wilmington
2005	Organization of the Year	Atlanta Braves
2005	King of Baseball	Calvin Falwell, Lynchburg
2006	Organization of the Year (Topps)	Cleveland Indians
2007	Rawlings Woman of the Year	Shari Massengill, Kinston
2008	Manager of the Year	Rocket Wheeler, Myrtle Beach
2008	Player of the Year	Matt Weiters, Frederick/Bowie
2009	Player of the Year	Jason Heyward, Myrtle Beach/Mississippi
2010	Bob Freitas Award	Lynchburg Hillcats

OFFICIAL MILEAGE CHART - SOURCE MAPQUEST

	CAR	FRE	LYN	MB	POT	SAL	WIL	WS
Zebulon, NC (CAR)	C	298	169	210	242	189	376	130
Frederick, MD	298	A	217	483	69	228	121	334
Lynchburg, VA	169	217	R	315	160	60	291	135
Myrtle Beach, SC	210	483	315	O	426	308	560	224
Woodbridge, VA (POT)	242	69	160	426	L	226	146	319
Salem, VA	189	228	60	308	226	I	348	110
Wilmington, DE	376	121	291	560	146	348	N	453
Winston-Salem, NC	130	334	135	224	319	110	453	A

CLUB NICKNAMES

Alexandria	Dukes 1978, 1980–83
	Mariners 1979
Asheville	Tourists 1967
Burlington	Bees 1945–51
	Bur-Gra Pirates 1952–55
	Alamance Indians 1958–64
	Senators 1965–71; Rangers 1972
Carolina	Mudcats 2012–
Danville	Leafs 1945–58
	97s 1998
Durham	Bulls 1945–67, 1980–97
Fayetteville	Athletics 1950–52
	Highlanders (Scots) 1953–56
Frederick	Keys 1989–
Greensboro	Patriots 1945–57, 1968
	Yankees 1958–67
Hagerstown	Suns 1981–88
High Point-Thomasville	Hi-Toms, 1954–58, 1968
	Royals 1969
Kinston	Eagles 1956–57, 1962–72, 1978–81, 1986
	Expos 1974
	Blue Jays 1982–85
	Indians 1987–2011
* Leaksville-Draper-Spray	Triplets 1945–47
Lynchburg	White Sox 1966–69
	Twins 1970–74; Rangers 1975
	Mets 1976–87; Red Sox 1988–94
	Hillcats 1995–
Martinsville	Athletics 1945–49
Myrtle Beach	Pelicans 1999–
** Peninsula	Senators, 1963
	Grays 1964–68
	Astros 1969–70
	Phillies 1971
	Pennants 1974
	Pilots 1976–85, 1989–92
	Virginia Generals 1988
Prince William/Potomac	Pirates 1984–86
	Yankees 1987–89
	Cannons 1990–2004
	Nationals 2005–
Raleigh	Capitals 1945–53, 1957–62
	Mets 1963
	Cards 1964–65
	Pirates 1966–67
Raleigh-Durham	Mets 1968
	Phillies 1969
	Triangles 1970–71
Red Springs	Twins 1969
Reidsville	Luckies 1948–54
	Phillies 1955
Rocky Mount	Leafs 1962–63, 1965–72
	Senators 1964
	Phillies 1973–75
	Pines 1980
Salem	Rebels 1968–71
	Pirates 1972–79
	Redbirds 1980–86
	Buccaneers 1987–94
	Avalanche 1995–08
	Red Sox 2009–
Tidewater	Tides 1963–68
Wilmington (DE)	Blue Rocks 1993–
Wilson	Tobacconists (Tobs) 1956–68
	Pennants 1973
Winston-Salem	Cards 1945–53
	Twins 1954–56
	RedBirds 1957–60
	Red Sox 1961–83
	Spirits 1984–94
	Warthogs 1995–08
	Dash 2009–

*Now Eden, NC **Hampton-Newport News, VA

LEAGUE AWARD WINNERS

CALVIN FALWELL CAROLINA LEAGUE EXECUTIVES OF THE YEAR

Year	Executive	Team
1987	Jeff Mercer	Prince William
1988	North Johnson	Kinston
1989	Sam Lazzaro	Salem
1990	Keith Lupton	Frederick
1991	Rob Dlugozima	Durham
1992	Keith Lupton	Frederick
1993	Chris Kemple	Wilmington
1994	North Johnson	Kinston
1995	Paul Sunwall	Lynchburg
1996	Dave Oster	Salem
1997	Pat Filippone	Prince William
1998	Chris Kemple	Wilmington
1999	Joe Preseren	Frederick
2000	North Johnson	Kinston
2001	Joe Pinto	Frederick
2002	Chris Kemple	Wilmington
2003	Chris Kemple	Wilmington
2004	Chris Kemple	Wilmington
2005	Matt O'Brien	Myrtle Beach
2006	John Katz	Salem
2007	Shari Massengill	Kinston
2008	North Johnson	Myrtle Beach
2009	Paul Sunwall	Lynchburg
2010	Ryan Manuel	Winston-Salem
2011	Dave Ziedelis	Frederick
2012	Scott Brown	Myrtle Beach
2013	Josh Olerud	Potomac
2014	Andy Milovich	Myrtle Beach

FEMALE EXECUTIVE OF THE YEAR

Year	Recipient	Team
2014	Jen Borowski	Myrtle Beach

MATT MINKER COMMUNITY SERVICE AWARD

Year	Recipient*	Team
2008	Everett Teaford	Wilmington
2009	Jared Keel	Lynchburg
2010	Jacob Julius	Frederick
2011	Tim Melville	Wilmington
2012	Whit Merrifield	Wilmington
2013	Cody Anderson	Carolina
2014	Wilmington	

*became a team award in 2014

COMPLETE FRANCHISE AWARD

Year	Recipient
2014	Myrtle Beach

EXCELLENCE IN MARKETING AND PROMOTIONS AWARD

Year	Recipient
2014	Myrtle Beach

2015 DAY-BY-DAY SCHEDULE

FIRST HALF

Thu	9-Apr	ws	@	frd	lyn	@	pot	sal	@	car	wil	@	mb
Fri	10-Apr	ws	@	frd	lyn	@	pot	sal	@	car	wil	@	mb
Sat	11-Apr	ws	@	frd	lyn	@	pot	sal	@	car	wil	@	mb
Sun	12-Apr	ws	@	frd	lyn	@	pot	sal	@	car	wil	@	mb
Mon	13-Apr	lyn	@	frd	ws	@	pot	wil	@	car	sal	@	mb
Tue	14-Apr	lyn	@	frd	ws	@	pot	wil	@	car	sal	@	mb
Wed	15-Apr	lyn	@	frd	ws	@	pot	wil	@	car	sal	@	mb
Thu	16-Apr	car	@	sal	frd	@	wil	mb	@	ws	pot	@	lyn
Fri	17-Apr	car	@	sal	frd	@	wil	mb	@	ws	pot	@	lyn
Sat	18-Apr	car	@	sal	frd	@	wil	mb	@	ws	pot	@	lyn
Sun	19-Apr	car	@	sal	frd	@	wil	mb	@	ws	pot	@	lyn
Mon	20-Apr	mb	@	sal	pot	@	wil	car	@	ws	frd	@	lyn
Tue	21-Apr	mb	@	sal	pot	@	wil	car	@	ws	frd	@	lyn
Wed	22-Apr	mb	@	sal	pot	@	wil	car	@	ws	frd	@	lyn
Thu	23-Apr	ws	@	mb	sal	@	car	OFF			wil	@	frd
Fri	24-Apr	ws	@	mb	sal	@	car	lyn	@	pot	wil	@	frd
Sat	25-Apr	ws	@	mb	sal	@	car	lyn	@	pot	wil	@	frd
Sun	26-Apr	ws	@	mb	sal	@	car	lyn	@	pot	wil	@	frd
Mon	27-Apr	OFF		OFF			lyn	@	pot		OFF		
Tue	28-Apr	car	@	lyn	frd	@	sal	mb	@	wil	pot	@	ws
Wed	29-Apr	car	@	lyn	frd	@	sal	mb	@	wil	pot	@	ws
Thu	30-Apr	car	@	lyn	frd	@	sal	mb	@	wil	pot	@	ws
Fri	1-May	mb	@	lyn	frd	@	car	ws	@	wil	pot	@	sal
Sat	2-May	mb	@	lyn	frd	@	car	ws	@	wil	pot	@	sal
Sun	3-May	mb	@	lyn	frd	@	car	ws	@	wil	pot	@	sal
Mon	4-May	mb	@	lyn	frd	@	car	ws	@	wil	pot	@	sal
Tue	5-May	sal	@	mb	lyn	@	car	wil	@	pot	ws	@	frd
Wed	6-May	sal	@	mb	lyn	@	car	wil	@	pot	ws	@	frd
Thu	7-May	sal	@	mb	lyn	@	car	wil	@	pot	ws	@	frd
Fri	8-May	car	@	sal	mb	@	ws	frd	@	pot	lyn	@	wil
Sat	9-May	car	@	sal	mb	@	ws	frd	@	pot	lyn	@	wil
Sun	10-May	car	@	sal	mb	@	ws	frd	@	pot	lyn	@	wil
Mon	11-May	car	@	sal	mb	@	ws	frd	@	pot	lyn	@	wil
Tue	12-May	ws	@	sal	frd	@	lyn	car	@	mb	pot	@	wil
Wed	13-May	ws	@	sal	frd	@	lyn	car	@	mb	pot	@	wil
Thu	14-May	ws	@	sal	frd	@	lyn	car	@	mb	pot	@	wil
Fri	15-May	mb	@	car	wil	@	lyn	pot	@	frd	sal	@	ws
Sat	16-May	mb	@	car	wil	@	lyn	pot	@	frd	sal	@	ws
Sun	17-May	mb	@	car	wil	@	lyn	pot	@	frd	sal	@	ws
Mon	18-May	OFF		OFF			OFF			OFF			
Tue	19-May	ws	@	wil	frd	@	mb	lyn	@	sal	car	@	pot
Wed	20-May	ws	@	wil	frd	@	mb	lyn	@	sal	car	@	pot
Thu	21-May	ws	@	wil	frd	@	mb	lyn	@	sal	car	@	pot
Fri	22-May	car	@	wil	pot	@	mb	ws	@	sal	frd	@	lyn
Sat	23-May	car	@	wil	pot	@	mb	ws	@	sal	frd	@	lyn
Sun	24-May	car	@	wil	pot	@	mb	ws	@	sal	frd	@	lyn
Mon	25-May	car	@	wil	pot	@	mb	ws	@	sal	frd	@	lyn
Tue	26-May	OFF		OFF			OFF			OFF			
Wed	27-May	wil	@	pot	lyn	@	ws	sal	@	frd	mb	@	car
Thu	28-May	wil	@	pot	lyn	@	ws	sal	@	frd	mb	@	car
Fri	29-May	wil	@	pot	lyn	@	ws	sal	@	frd	mb	@	car
Sat	30-May	mb	@	pot	sal	@	ws	lyn	@	frd	wil	@	car
Sun	31-May	mb	@	pot	sal	@	ws	lyn	@	frd	wil	@	car
Mon	1-Jun	mb	@	pot	sal	@	ws	lyn	@	frd	wil	@	car
Tue	2-Jun	mb	@	pot	sal	@	ws	lyn	@	frd	wil	@	car
Wed	3-Jun	OFF		OFF			OFF			OFF			
Thu	4-Jun	car	@	mb	frd	@	wil	pot	@	sal	ws	@	lyn
Fri	5-Jun	car	@	mb	frd	@	wil	pot	@	sal	ws	@	lyn
Sat	6-Jun	car	@	mb	frd	@	wil	pot	@	sal	ws	@	lyn
Sun	7-Jun	car	@	mb	frd	@	wil	pot	@	sal	ws	@	lyn
Mon	8-Jun	mb	@	frd	pot	@	car	wil	@	ws	sal	@	lyn
Tue	9-Jun	mb	@	frd	pot	@	car	wil	@	ws	sal	@	lyn
Wed	10-Jun	mb	@	frd	pot	@	car	wil	@	ws	lyn	@	sal
Thu	11-Jun	mb	@	frd	pot	@	car	wil	@	ws	lyn	@	sal
Fri	12-Jun	frd	@	pot	ws	@	car	lyn	@	mb	wil	@	sal
Sat	13-Jun	frd	@	pot	ws	@	car	lyn	@	mb	wil	@	sal
Sun	14-Jun	frd	@	pot	ws	@	car	lyn	@	mb	wil	@	sal
Mon	15-Jun	car	@	frd	sal	@	wil	mb	@	ws	pot	@	lyn
Tue	16-Jun	car	@	frd	sal	@	wil	mb	@	ws	pot	@	lyn
Wed	17-Jun	car	@	frd	sal	@	wil	mb	@	ws	pot	@	lyn
Thu	18-Jun	lyn	@	mb	wil	@	frd	car	@	pot	sal	@	ws
Fri	19-Jun	lyn	@	mb	wil	@	frd	car	@	pot	sal	@	ws
Sat	20-Jun	lyn	@	mb	wil	@	frd	car	@	pot	sal	@	ws
Sun	21-Jun	lyn	@	mb	wil	@	frd	car	@	pot	sal	@	ws
END FIRST HALF													
Tues	23-Jun												

All-Star Game at Rancho Cucamonga

2015 DAY-BY-DAY SCHEDULE

SECOND HALF

Thu	25-Jun	pot @ wil	ws @ lyn	frd @ sal	mb @ car
Fri	26-Jun	pot @ wil	ws @ lyn	frd @ sal	mb @ car
Sat	27-Jun	pot @ wil	ws @ lyn	frd @ sal	mb @ car
Sun	28-Jun	wil @ frd	mb @ ws	lyn @ sal	car @ pot
Mon	29-Jun	wil @ frd	mb @ ws	lyn @ sal	car @ pot
Tue	30-Jun	wil @ frd	mb @ ws	lyn @ sal	car @ pot
Wed	1-Jul	ws @ car	sal @ mb	pot @ frd	lyn @ wil
Thu	2-Jul	ws @ car	sal @ mb	pot @ frd	lyn @ wil
Fri	3-Jul	ws @ car	sal @ mb	pot @ frd	lyn @ wil
Sat	4-Jul	sal @ lyn	wil @ pot	mb @ car	frd @ ws
Sun	5-Jul	sal @ lyn	wil @ pot	mb @ car	frd @ ws
Mon	6-Jul	sal @ lyn	wil @ pot	mb @ car	frd @ ws
Tue	7-Jul	frd @ wil	lyn @ pot	ws @ mb	car @ sal
Wed	8-Jul	frd @ wil	lyn @ pot	ws @ mb	car @ sal
Thu	9-Jul	frd @ wil	lyn @ pot	ws @ mb	car @ sal
Fri	10-Jul	wil @ lyn	sal @ frd	pot @ ws	car @ mb
Sat	11-Jul	wil @ lyn	sal @ frd	pot @ ws	car @ mb
Sun	12-Jul	wil @ lyn	sal @ frd	pot @ ws	car @ mb
Mon	13-Jul	wil @ lyn	sal @ frd	pot @ ws	car @ mb
Tue	14-Jul	OFF	OFF	OFF	OFF
Wed	15-Jul	sal @ lyn	ws @ car	mb @ pot	frd @ wil
Thu	16-Jul	sal @ lyn	ws @ car	mb @ pot	frd @ wil
Fri	17-Jul	lyn @ sal	ws @ car	mb @ pot	frd @ wil
Sat	18-Jul	lyn @ sal	ws @ car	mb @ pot	frd @ wil
Sun	19-Jul	lyn @ ws	wil @ car	sal @ mb	pot @ frd
Mon	20-Jul	lyn @ ws	wil @ car	sal @ mb	pot @ frd
Tue	21-Jul	lyn @ ws	wil @ car	sal @ mb	pot @ frd
Wed	22-Jul	car @ ws	mb @ lyn	frd @ pot	wil @ sal
Thu	23-Jul	car @ ws	mb @ lyn	frd @ pot	wil @ sal
Fri	24-Jul	car @ ws	mb @ lyn	frd @ pot	wil @ sal
Sat	25-Jul	lyn @ wil	ws @ frd	car @ mb	pot @ sal
Sun	26-Jul	lyn @ wil	ws @ frd	car @ mb	pot @ sal
Mon	27-Jul	lyn @ wil	ws @ frd	car @ mb	pot @ sal
Tue	28-Jul	sal @ lyn	wil @ ws	pot @ mb	frd @ car
Wed	29-Jul	sal @ lyn	wil @ ws	pot @ mb	frd @ car
Thu	30-Jul	sal @ lyn	wil @ ws	pot @ mb	frd @ car
Fri	31-Jul	mb @ frd	lyn @ ws	sal @ pot	car @ wil
Sat	1-Aug	mb @ frd	lyn @ ws	sal @ pot	car @ wil
Sun	2-Aug	mb @ frd	lyn @ ws	sal @ pot	car @ wil
Mon	3-Aug	OFF	OFF	OFF	OFF
Tue	4-Aug	ws @ car	wil @ mb	frd @ sal	pot @ lyn
Wed	5-Aug	ws @ car	wil @ mb	frd @ sal	pot @ lyn
Thu	6-Aug	ws @ car	wil @ mb	frd @ sal	pot @ lyn
Fri	7-Aug	pot @ car	frd @ mb	sal @ ws	wil @ lyn
Sat	8-Aug	pot @ car	frd @ mb	sal @ ws	wil @ lyn
Sun	9-Aug	pot @ car	frd @ mb	sal @ ws	wil @ lyn
Mon	10-Aug	OFF	OFF	OFF	OFF
Tue	11-Aug	mb @ sal	lyn @ frd	ws @ pot	car @ wil
Wed	12-Aug	mb @ sal	lyn @ frd	ws @ pot	car @ wil
Thu	13-Aug	mb @ sal	lyn @ frd	ws @ pot	car @ wil
Fri	14-Aug	ws @ sal	car @ frd	wil @ pot	lyn @ mb
Sat	15-Aug	ws @ sal	car @ frd	wil @ pot	lyn @ mb
Sun	16-Aug	ws @ sal	car @ frd	wil @ pot	lyn @ mb
Mon	17-Aug	OFF	OFF	OFF	OFF
Tue	18-Aug	pot @ wil	frd @ lyn	sal @ car	mb @ ws
Wed	19-Aug	pot @ wil	frd @ lyn	sal @ car	mb @ ws
Thu	20-Aug	pot @ wil	frd @ lyn	sal @ car	mb @ ws
Fri	21-Aug	sal @ wil	mb @ frd	pot @ lyn	car @ ws
Sat	22-Aug	sal @ wil	mb @ frd	pot @ lyn	car @ ws
Sun	23-Aug	sal @ wil	mb @ frd	pot @ lyn	car @ ws
Mon	24-Aug	frd @ pot	wil @ car	ws @ mb	lyn @ sal
Tue	25-Aug	frd @ pot	wil @ car	ws @ mb	lyn @ sal
Wed	26-Aug	frd @ pot	wil @ car	ws @ mb	lyn @ sal
Thu	27-Aug	frd @ ws	lyn @ car	wil @ mb	pot @ sal
Fri	28-Aug	frd @ ws	lyn @ car	wil @ mb	pot @ sal
Sat	29-Aug	frd @ ws	lyn @ car	wil @ mb	pot @ sal
Sun	30-Aug	frd @ ws	lyn @ car	wil @ mb	pot @ sal
Mon	31-Aug	OFF	OFF	OFF	OFF
Tue	1-Sep	sal @ lyn	mb @ pot	ws @ wil	car @ frd
Wed	2-Sep	sal @ lyn	mb @ pot	ws @ wil	car @ frd
Thu	3-Sep	sal @ lyn	mb @ pot	ws @ wil	car @ frd
Fri	4-Sep	car @ lyn	sal @ pot	mb @ wil	ws @ frd
Sat	5-Sep	car @ lyn	sal @ pot	mb @ wil	ws @ frd
Sun	6-Sep	car @ lyn	sal @ pot	mb @ wil	ws @ frd
Mon	7-Sep	car @ lyn	sal @ pot	mb @ wil	ws @ frd

END OF REGULAR SEASON



CAROLINA MUDCATS

2015 SCHEDULE

Thu 9-Apr	SALEM	7:00	Thu 25-Jun	MYRTLE BEACH	7:00
Fri 10-Apr	SALEM	7:00	Fri 26-Jun	MYRTLE BEACH	7:00
Sat 11-Apr	SALEM	6:00	Sat 27-Jun	MYRTLE BEACH	6:00
Sun 12-Apr	SALEM	2:00	Sun 28-Jun	at Potomac	6:05
Mon 13-Apr	WILMINGTON	7:00	Mon 29-Jun	at Potomac	7:05
Tue 14-Apr	WILMINGTON	7:00	Tue 30-Jun	at Potomac	7:05
Wed 15-Apr	WILMINGTON	11:00	Wed 1-Jul	WINSTON-SALEM	7:00
Thu 16-Apr	at Salem	7:05	Thu 2-Jul	WINSTON-SALEM	7:00
Fri 17-Apr	at Salem	7:05	Fri 3-Jul	WINSTON-SALEM	7:00
Sat 18-Apr	at Salem	6:05	Sat 4-Jul	MYRTLE BEACH	7:00
Sun 19-Apr	at Salem	4:05	Sun 5-Jul	MYRTLE BEACH	6:00
Mon 20-Apr	at Winston-Salem	7:00	Mon 6-Jul	MYRTLE BEACH	7:00
Tue 21-Apr	at Winston-Salem	7:00	Tue 7-Jul	at Salem	7:05
Wed 22-Apr	at Winston-Salem	11:00	Wed 8-Jul	at Salem	7:05
Thu 23-Apr	SALEM	7:00	Thu 9-Jul	at Salem	7:05
Fri 24-Apr	SALEM	7:00	Fri 10-Jul	at Myrtle Beach	7:05
Sat 25-Apr	SALEM	6:00	Sat 11-Jul	at Myrtle Beach	7:05
Sun 26-Apr	SALEM	2:00	Sun 12-Jul	at Myrtle Beach	6:05
Tue 28-Apr	at Lynchburg	6:30	Mon 13-Jul	at Myrtle Beach	7:05
Wed 29-Apr	at Lynchburg	6:30	Wed 15-Jul	WINSTON-SALEM	7:00
Thu 30-Apr	at Lynchburg	6:30	Thu 16-Jul	WINSTON-SALEM	7:00
Fri 1-May	FREDERICK	7:00	Fri 17-Jul	WINSTON-SALEM	7:00
Sat 2-May	FREDERICK	3:00	Sat 18-Jul	WINSTON-SALEM	6:00
Sun 3-May	FREDERICK	2:00	Sun 19-Jul	WILMINGTON	6:00
Mon 4-May	FREDERICK	7:00	Mon 20-Jul	WILMINGTON	7:00
Tue 5-May	LYNCHBURG	7:00	Tue 21-Jul	WILMINGTON	10:30
Wed 6-May	LYNCHBURG	11:00	Wed 22-Jul	at Winston-Salem	7:00
Thu 7-May	LYNCHBURG	7:00	Thu 23-Jul	at Winston-Salem	7:00
Fri 8-May	at Salem	7:05	Fri 24-Jul	at Winston-Salem	7:00
Sat 9-May	at Salem	6:05	Sat 25-Jul	at Myrtle Beach	7:05
Sun 10-May	at Salem	4:05	Sun 26-Jul	at Myrtle Beach	6:05
Mon 11-May	at Salem	7:05	Mon 27-Jul	at Myrtle Beach	7:05
Tue 12-May	at Myrtle Beach	7:05	Tue 28-Jul	FREDERICK	7:00
Wed 13-May	at Myrtle Beach	7:05	Wed 29-Jul	FREDERICK	7:00
Thu 14-May	at Myrtle Beach	7:05	Thu 30-Jul	FREDERICK	7:00
Fri 15-May	MYRTLE BEACH	7:00	Fri 31-Jul	at Wilmington	7:05
Sat 16-May	MYRTLE BEACH	6:00	Sat 1-Aug	at Wilmington	7:05
Sun 17-May	MYRTLE BEACH	2:00	Sun 2-Aug	at Wilmington	5:05
Tue 19-May	at Potomac	7:05	Tue 4-Aug	WINSTON-SALEM	7:00
Wed 20-May	at Potomac	7:05	Wed 5-Aug	WINSTON-SALEM	7:00
Thu 21-May	at Potomac	7:05	Thu 6-Aug	WINSTON-SALEM	7:00
Fri 22-May	at Wilmington	7:05	Thu 7-Aug	POTOMAC	7:00
Sat 23-May	at Wilmington	7:05	Sat 8-Aug	POTOMAC	6:00
Sun 24-May	at Wilmington	6:05	Sun 9-Aug	POTOMAC	6:00
Mon 25-May	at Wilmington	12:05	Tue 11-Aug	at Wilmington	6:35
Wed 27-May	MYRTLE BEACH	7:00	Wed 12-Aug	at Wilmington	6:35
Thu 28-May	MYRTLE BEACH	7:00	Thu 13-Aug	at Wilmington	6:35
Fri 29-May	MYRTLE BEACH	7:00	Fri 14-Aug	at Frederick	7:00
Sat 30-May	WILMINGTON	6:00	Sat 15-Aug	at Frederick	6:00
Sun 31-May	WILMINGTON	6:00	Sun 16-Aug	at Frederick	2:00
Mon 1-Jun	WILMINGTON	7:00	Tue 18-Aug	SALEM	7:00
Tue 2-Jun	WILMINGTON	7:00	Wed 19-Aug	SALEM	7:00
Thu 4-Jun	at Myrtle Beach	7:05	Thu 20-Aug	SALEM	7:00
Fri 5-Jun	at Myrtle Beach	7:05	Fri 21-Aug	at Winston-Salem	7:00
Sat 6-Jun	at Myrtle Beach	7:05	Sat 22-Aug	at Winston-Salem	6:30
Sun 7-Jun	at Myrtle Beach	6:05	Sun 23-Aug	at Winston-Salem	2:00
Mon 8-Jun	POTOMAC	7:00	Mon 24-Aug	WILMINGTON	7:00
Tue 9-Jun	POTOMAC	7:00	Tue 25-Aug	WILMINGTON	7:00
Wed 10-Jun	POTOMAC	7:00	Wed 26-Aug	WILMINGTON	7:00
Thu 11-Jun	POTOMAC	7:00	Thu 27-Aug	LYNCHBURG	7:00
Fri 12-Jun	WINSTON-SALEM	7:00	Fri 28-Aug	LYNCHBURG	7:00
Sat 13-Jun	WINSTON-SALEM	6:00	Sat 29-Aug	LYNCHBURG	6:00
Sun 14-Jun	WINSTON-SALEM	6:00	Sun 30-Aug	LYNCHBURG	2:00
Mon 15-Jun	at Frederick	7:00	Tue 1-Sep	at Frederick	7:00
Tue 16-Jun	at Frederick	7:00	Wed 2-Sep	at Frederick	7:00
Wed 17-Jun	at Frederick	7:00	Thu 3-Sep	at Frederick	7:00
Thu 18-Jun	at Potomac	7:05	Fri 4-Sep	at Lynchburg	6:30
Fri 19-Jun	at Potomac	7:05	Sat 5-Sep	at Lynchburg	6:30
Sat 20-Jun	at Potomac	6:35	Sun 6-Sep	at Lynchburg	2:00
Sun 21-Jun	at Potomac	1:05	Mon 7-Sep	at Lynchburg	2:00

END FIRST HALF

END REGULAR SEASON



FREDERICK KEYS

2015 SCHEDULE

Thu 9-Apr	WINSTON-SALEM	7:00	Thu 25-Jun	at Salem	7:05
Fri 10-Apr	WINSTON-SALEM	7:00	Fri 26-Jun	at Salem	7:05
Sat 11-Apr	WINSTON-SALEM	2:00	Sat 27-Jun	at Salem	6:05
Sun 12-Apr	WINSTON-SALEM	2:00	Sun 28-Jun	WILMINGTON	6:00
Mon 13-Apr	LYNCHBURG	7:00	Mon 29-Jun	WILMINGTON	7:00
Tue 14-Apr	LYNCHBURG	7:00	Tue 30-Jun	WILMINGTON	7:00
Wed 15-Apr	LYNCHBURG	11:00	Wed 1-Jul	POTOMAC	7:00
Thu 16-Apr	at Wilmington	6:35	Thu 2-Jul	POTOMAC	7:00
Fri 17-Apr	at Wilmington	7:05	Fri 3-Jul	POTOMAC	7:00
Sat 18-Apr	at Wilmington	7:05	Sat 4-Jul	at Winston-Salem	6:30
Sun 19-Apr	at Wilmington	1:35	Sun 5-Jul	at Winston-Salem	5:00
Mon 20-Apr	at Lynchburg	6:30	Mon 6-Jul	at Winston-Salem	7:00
Tue 21-Apr	at Lynchburg	6:30	Tue 7-Jul	at Wilmington	6:35
Wed 22-Apr	at Lynchburg	6:30	Wed 8-Jul	at Wilmington	6:35
Thu 23-Apr	WILMINGTON	7:00	Thu 9-Jul	at Wilmington	6:35
Fri 24-Apr	WILMINGTON	7:00	Fri 10-Jul	SALEM	7:00
Sat 25-Apr	WILMINGTON	2:00	Sat 11-Jul	SALEM	6:00
Sun 26-Apr	WILMINGTON	2:00	Sun 12-Jul	SALEM	4:00
Tue 28-Apr	at Salem	7:05	Mon 13-Jul	SALEM	7:00
Wed 29-Apr	at Salem	11:05	Wed 15-Jul	at Wilmington	6:35
Thu 30-Apr	at Salem	7:05	Thu 16-Jul	at Wilmington	11:05
Fri 1-May	at Carolina	7:00	Fri 17-Jul	at Wilmington	7:05
Sat 2-May	at Carolina	3:00	Sat 18-Jul	at Wilmington	7:05
Sun 3-May	at Carolina	2:00	Sun 19-Jul	POTOMAC	6:00
Mon 4-May	at Carolina	7:00	Mon 20-Jul	POTOMAC	7:00
Tue 5-May	WINSTON-SALEM	7:00	Tue 21-Jul	POTOMAC	12:00
Wed 6-May	WINSTON-SALEM	7:00	Wed 22-Jul	at Potomac	7:05
Thu 7-May	WINSTON-SALEM	11:00	Thu 23-Jul	at Potomac	7:05
Fri 8-May	at Potomac	7:05	Fri 24-Jul	at Potomac	7:05
Sat 9-May	at Potomac	6:35	Sat 25-Jul	WINSTON-SALEM	6:00
Sun 10-May	at Potomac	1:05	Sun 26-Jul	WINSTON-SALEM	4:00
Mon 11-May	at Potomac	7:05	Mon 27-Jul	WINSTON-SALEM	2:00
Tue 12-May	at Lynchburg	6:30	Tue 28-Jul	at Carolina	7:00
Wed 13-May	at Lynchburg	6:30	Wed 29-Jul	at Carolina	7:00
Thu 14-May	at Lynchburg	11:00	Thu 30-Jul	at Carolina	7:00
Fri 15-May	POTOMAC	7:00	Fri 31-Jul	MYRTLE BEACH	7:00
Sat 16-May	POTOMAC	6:00	Sat 1-Aug	MYRTLE BEACH	6:00
Sun 17-May	POTOMAC	2:00	Sun 2-Aug	MYRTLE BEACH	2:00
Tue 19-May	at Myrtle Beach	7:05	Tue 4-Aug	at Salem	7:05
Wed 20-May	at Myrtle Beach	7:05	Wed 5-Aug	at Salem	7:05
Thu 21-May	at Myrtle Beach	7:05	Thu 6-Aug	at Salem	7:05
Fri 22-May	at Lynchburg	6:30	Fri 7-Aug	at Myrtle Beach	7:05
Sat 23-May	at Lynchburg	6:30	Sat 8-Aug	at Myrtle Beach	7:05
Sun 24-May	at Lynchburg	2:00	Sun 9-Aug	at Myrtle Beach	6:05
Mon 25-May	at Lynchburg	2:00	Tue 11-Aug	LYNCHBURG	7:00
Wed 27-May	SALEM	7:00	Wed 12-Aug	LYNCHBURG	7:00
Thu 28-May	SALEM	7:00	Thu 13-Aug	LYNCHBURG	7:00
Fri 29-May	SALEM	7:00	Fri 14-Aug	CAROLINA	7:00
Sat 30-May	LYNCHBURG	6:00	Sat 15-Aug	CAROLINA	6:00
Sun 31-May	LYNCHBURG	2:00	Sun 16-Aug	CAROLINA	2:00
Mon 1-Jun	LYNCHBURG	7:00	Tue 18-Aug	at Lynchburg	6:30
Tue 2-Jun	LYNCHBURG	11:00	Wed 19-Aug	at Lynchburg	6:30
Thu 4-Jun	at Wilmington	6:35	Thu 20-Aug	at Lynchburg	6:30
Fri 5-Jun	at Wilmington	7:05	Fri 21-Aug	MYRTLE BEACH	7:00
Sat 6-Jun	at Wilmington	7:05	Sat 22-Aug	MYRTLE BEACH	6:00
Sun 7-Jun	at Wilmington	1:35	Sun 23-Aug	MYRTLE BEACH	2:00
Mon 8-Jun	MYRTLE BEACH	7:00	Mon 24-Aug	at Potomac	7:05
Tue 9-Jun	MYRTLE BEACH	7:00	Tue 25-Aug	at Potomac	7:05
Wed 10-Jun	MYRTLE BEACH	7:00	Wed 26-Aug	at Potomac	7:05
Thu 11-Jun	MYRTLE BEACH	7:00	Thu 27-Aug	at Winston-Salem	7:00
Fri 12-Jun	at Potomac	7:05	Fri 28-Aug	at Winston-Salem	7:00
Sat 13-Jun	at Potomac	6:35	Sat 29-Aug	at Winston-Salem	6:30
Sun 14-Jun	at Potomac	1:05	Sun 30-Aug	at Winston-Salem	2:00
Mon 15-Jun	CAROLINA	7:00	Tue 1-Sep	CAROLINA	7:00
Tue 16-Jun	CAROLINA	7:00	Wed 2-Sep	CAROLINA	7:00
Wed 17-Jun	CAROLINA	7:00	Thu 3-Sep	CAROLINA	7:00
Thu 18-Jun	WILMINGTON	7:00	Fri 4-Sep	WINSTON-SALEM	7:00
Fri 19-Jun	WILMINGTON	7:00	Sat 5-Sep	WINSTON-SALEM	6:00
Sat 20-Jun	WILMINGTON	6:00	Sun 6-Sep	WINSTON-SALEM	6:00
Sun 21-Jun	WILMINGTON	2:00	Mon 7-Sep	WINSTON-SALEM	2:00

END FIRST HALF

END REGULAR SEASON



LYNCHBURG HILLCATS

2015 SCHEDULE

Thu 9-Apr	at Potomac	7:05	Thu 25-Jun	WINSTON-SALEM	6:30
Fri 10-Apr	at Potomac	7:05	Fri 26-Jun	WINSTON-SALEM	6:30
Sat 11-Apr	at Potomac	6:35	Sat 27-Jun	WINSTON-SALEM	6:30
Sun 12-Apr	at Potomac	1:05	Sun 28-Jun	at Salem	4:05
Mon 13-Apr	at Frederick	7:00	Mon 29-Jun	at Salem	7:05
Tue 14-Apr	at Frederick	7:00	Tue 30-Jun	at Salem	11:05
Wed 15-Apr	at Frederick	11:00	Wed 1-Jul	at Wilmington	6:35
Thu 16-Apr	POTOMAC	6:30	Thu 2-Jul	at Wilmington	6:35
Fri 17-Apr	POTOMAC	6:30	Fri 3-Jul	at Wilmington	7:05
Sat 18-Apr	POTOMAC	6:30	Sat 4-Jul	SALEM	6:30
Sun 19-Apr	POTOMAC	2:00	Sun 5-Jul	SALEM	2:00
Mon 20-Apr	FREDERICK	6:30	Mon 6-Jul	SALEM	6:30
Tue 21-Apr	FREDERICK	6:30	Tue 7-Jul	at Potomac	7:05
Wed 22-Apr	FREDERICK	6:30	Wed 8-Jul	at Potomac	7:05
Fri 24-Apr	at Potomac	7:05	Thu 9-Jul	at Potomac	12:05
Sat 25-Apr	at Potomac	6:35	Fri 10-Jul	WILMINGTON	7:00
Sun 26-Apr	at Potomac	1:05	Sat 11-Jul	WILMINGTON	6:30
Mon 27-Apr	at Potomac	7:05	Sun 12-Jul	WILMINGTON	2:00
Tue 28-Apr	CAROLINA	6:30	Mon 13-Jul	WILMINGTON	6:30
Wed 29-Apr	CAROLINA	6:30	Wed 15-Jul	SALEM	6:30
Thu 30-Apr	CAROLINA	6:30	Thu 16-Jul	SALEM	6:30
Fri 1-May	MYRTLE BEACH	6:30	Fri 17-Jul	at Salem	7:05
Sat 2-May	MYRTLE BEACH	6:30	Sat 18-Jul	at Salem	6:05
Sun 3-May	MYRTLE BEACH	2:00	Sun 19-Jul	at Winston-Salem	5:00
Mon 4-May	MYRTLE BEACH	6:30	Mon 20-Jul	at Winston-Salem	7:00
Tue 5-May	at Carolina	7:00	Tue 21-Jul	at Winston-Salem	7:00
Wed 6-May	at Carolina	11:00	Wed 22-Jul	MYRTLE BEACH	6:30
Thu 7-May	at Carolina	7:00	Thu 23-Jul	MYRTLE BEACH	6:30
Fri 8-May	at Wilmington	7:05	Fri 24-Jul	MYRTLE BEACH	6:30
Sat 9-May	at Wilmington	7:05	Sat 25-Jul	at Wilmington	7:05
Sun 10-May	at Wilmington	1:35	Sun 26-Jul	at Wilmington	5:05
Mon 11-May	at Wilmington	6:35	Mon 27-Jul	at Wilmington	6:35
Tue 12-May	FREDERICK	6:30	Tue 28-Jul	SALEM	6:30
Wed 13-May	FREDERICK	6:30	Wed 29-Jul	SALEM	6:30
Thu 14-May	FREDERICK	11:00	Thu 30-Jul	SALEM	6:30
Fri 15-May	WILMINGTON	6:30	Fri 31-Jul	at Winston-Salem	7:00
Sat 16-May	WILMINGTON	6:30	Sat 1-Aug	at Winston-Salem	6:30
Sun 17-May	WILMINGTON	2:00	Sun 2-Aug	at Winston-Salem	2:00
Tue 19-May	at Salem	7:05	Tue 4-Aug	POTOMAC	6:30
Wed 20-May	at Salem	7:05	Wed 5-Aug	POTOMAC	6:30
Thu 21-May	at Salem	7:05	Thu 6-Aug	POTOMAC	6:30
Fri 22-May	FREDERICK	6:30	Fri 7-Aug	WILMINGTON	6:30
Sat 23-May	FREDERICK	6:30	Sat 8-Aug	WILMINGTON	6:30
Sun 24-May	FREDERICK	2:00	Sun 9-Aug	WILMINGTON	2:00
Mon 25-May	FREDERICK	2:00	Tue 11-Aug	at Frederick	7:00
Wed 27-May	at Winston-Salem	7:00	Wed 12-Aug	at Frederick	7:00
Thu 28-May	at Winston-Salem	7:00	Thu 13-Aug	at Frederick	7:00
Fri 29-May	at Winston-Salem	7:00	Thu 14-Aug	at Myrtle Beach	7:05
Sat 30-May	at Frederick	6:00	Sat 15-Aug	at Myrtle Beach	7:05
Sun 31-May	at Frederick	2:00	Sun 16-Aug	at Myrtle Beach	6:05
Mon 1-Jun	at Frederick	7:00	Tue 18-Aug	FREDERICK	6:30
Tue 2-Jun	at Frederick	11:00	Wed 19-Aug	FREDERICK	6:30
Thu 4-Jun	WINSTON-SALEM	6:30	Thu 20-Aug	FREDERICK	6:30
Fri 5-Jun	WINSTON-SALEM	6:30	Fri 21-Aug	POTOMAC	6:30
Sat 6-Jun	WINSTON-SALEM	6:30	Sat 22-Aug	POTOMAC	6:30
Sun 7-Jun	WINSTON-SALEM	2:00	Sun 23-Aug	POTOMAC	4:00
Mon 8-Jun	SALEM	6:30	Mon 24-Aug	at Salem	7:05
Tue 9-Jun	SALEM	6:30	Tue 25-Aug	at Salem	7:05
Wed 10-Jun	at Salem	7:05	Wed 26-Aug	at Salem	7:05
Thu 11-Jun	at Salem	7:05	Thu 27-Aug	at Carolina	7:00
Fri 12-Jun	at Myrtle Beach	7:05	Fri 28-Aug	at Carolina	7:00
Sat 13-Jun	at Myrtle Beach	7:05	Sat 29-Aug	at Carolina	6:00
Sun 14-Jun	at Myrtle Beach	6:05	Sun 30-Aug	at Carolina	2:00
Mon 15-Jun	POTOMAC	6:30	Tue 1-Sep	SALEM	6:30
Tue 16-Jun	POTOMAC	6:30	Wed 2-Sep	SALEM	6:30
Wed 17-Jun	POTOMAC	6:30	Thu 3-Sep	SALEM	6:30
Thu 18-Jun	at Myrtle Beach	7:05	Fri 4-Sep	CAROLINA	6:30
Fri 19-Jun	at Myrtle Beach	7:05	Sat 5-Sep	CAROLINA	6:30
Sat 20-Jun	at Myrtle Beach	7:05	Sun 6-Sep	CAROLINA	2:00
Sun 21-Jun	at Myrtle Beach	6:05	Mon 7-Sep	CAROLINA	2:00

END FIRST HALF

END REGULAR SEASON



MYRTLE BEACH PELICANS

2015 SCHEDULE

Thu 9-Apr	WILMINGTON	7:05	Thu 25-Jun	at Carolina	7:00
Fri 10-Apr	WILMINGTON	7:05	Fri 26-Jun	at Carolina	7:00
Sat 11-Apr	WILMINGTON	7:05	Sat 27-Jun	at Carolina	6:00
Sun 12-Apr	WILMINGTON	5:05	Sun 28-Jun	at Winston-Salem	5:00
Mon 13-Apr	SALEM	7:05	Mon 29-Jun	at Winston-Salem	7:00
Tue 14-Apr	SALEM	7:05	Tue 30-Jun	at Winston-Salem	7:00
Wed 15-Apr	SALEM	7:05	Wed 1-Jul	SALEM	7:05
Thu 16-Apr	at Winston-Salem	7:00	Thu 2-Jul	SALEM	7:05
Fri 17-Apr	at Winston-Salem	7:00	Fri 3-Jul	SALEM	7:05
Sat 18-Apr	at Winston-Salem	6:30	Sat 4-Jul	at Carolina	7:00
Sun 19-Apr	at Winston-Salem	2:00	Sun 5-Jul	at Carolina	6:00
Mon 20-Apr	at Salem	7:05	Mon 6-Jul	at Carolina	7:00
Tue 21-Apr	at Salem	7:05	Tue 7-Jul	WINSTON-SALEM	7:05
Wed 22-Apr	at Salem	11:05	Wed 8-Jul	WINSTON-SALEM	7:05
Thu 23-Apr	WINSTON-SALEM	7:05	Thu 9-Jul	WINSTON-SALEM	7:05
Fri 24-Apr	WINSTON-SALEM	7:05	Fri 10-Jul	CAROLINA	7:05
Sat 25-Apr	WINSTON-SALEM	7:05	Sat 11-Jul	CAROLINA	7:05
Sun 26-Apr	WINSTON-SALEM	5:05	Sun 12-Jul	CAROLINA	6:05
Tue 28-Apr	at Wilmington	6:35	Mon 13-Jul	CAROLINA	7:05
Wed 29-Apr	at Wilmington	6:35	TWed 15-Jul	at Potomac	7:05
Thu 30-Apr	at Wilmington	6:35	Thu 16-Jul	at Potomac	7:05
Fri 1-May	at Lynchburg	6:30	Fri 17-Jul	at Potomac	7:05
Sat 2-May	at Lynchburg	6:30	Sat 18-Jul	at Potomac	6:35
Sun 3-May	at Lynchburg	2:00	Sun 19-Jul	SALEM	6:05
Mon 4-May	at Lynchburg	6:30	Mon 20-Jul	SALEM	7:05
Tue 5-May	SALEM	7:05	Tue 21-Jul	SALEM	7:05
Wed 6-May	SALEM	7:05	Wed 22-Jul	at Lynchburg	6:30
Thu 7-May	SALEM	7:05	Thu 23-Jul	at Lynchburg	6:30
Fri 8-May	at Winston-Salem	7:00	Fri 24-Jul	at Lynchburg	6:30
Sat 9-May	at Winston-Salem	6:30	Sat 25-Jul	CAROLINA	7:05
Sun 10-May	at Winston-Salem	2:00	Sun 26-Jul	CAROLINA	6:05
Mon 11-May	at Winston-Salem	11:00	Mon 27-Jul	CAROLINA	7:05
Tue 12-May	CAROLINA	7:05	Tue 28-Jul	POTOMAC	7:05
Wed 13-May	CAROLINA	7:05	Wed 29-Jul	POTOMAC	7:05
Thu 14-May	CAROLINA	7:05	Thu 30-Jul	POTOMAC	7:05
Fri 15-May	at Carolina	7:00	Fri 31-Jul	at Frederick	7:00
Sat 16-May	at Carolina	6:00	Sat 1-Aug	at Frederick	6:00
Sun 17-May	at Carolina	2:00	Sun 2-Aug	at Frederick	2:00
Tue 19-May	FREDERICK	7:05	Tue 4-Aug	WILMINGTON	7:05
Wed 20-May	FREDERICK	7:05	Wed 5-Aug	WILMINGTON	7:05
Thu 21-May	FREDERICK	7:05	Thu 6-Aug	WILMINGTON	7:05
Fri 22-May	POTOMAC	7:05	Fri 7-Aug	FREDERICK	7:05
Sat 23-May	POTOMAC	7:05	Sat 8-Aug	FREDERICK	7:05
Sun 24-May	POTOMAC	6:05	Sun 9-Aug	FREDERICK	6:05
Mon 25-May	POTOMAC	7:05	Tue 11-Aug	at Salem	7:05
Wed 27-May	at Carolina	7:00	Wed 12-Aug	at Salem	7:05
Thu 28-May	at Carolina	7:00	Thu 13-Aug	at Salem	7:05
Fri 29-May	at Carolina	7:00	Fri 14-Aug	LYNCHBURG	7:05
Sat 30-May	at Potomac	6:35	Sat 15-Aug	LYNCHBURG	7:05
Sun 31-May	at Potomac	1:05	Sun 16-Aug	LYNCHBURG	6:05
Mon 1-Jun	at Potomac	7:05	Tue 18-Aug	at Winston-Salem	7:00
Tue 2-Jun	at Potomac	7:05	Wed 19-Aug	at Winston-Salem	7:00
Thu 4-Jun	CAROLINA	7:05	Thu 20-Aug	at Winston-Salem	7:00
Fri 5-Jun	CAROLINA	7:05	Fri 21-Aug	at Frederick	7:00
Sat 6-Jun	CAROLINA	7:05	Sat 22-Aug	at Frederick	6:00
Sun 7-Jun	CAROLINA	6:05	Sun 23-Aug	at Frederick	2:00
Mon 8-Jun	at Frederick	7:00	Mon 24-Aug	WINSTON-SALEM	7:05
Tue 9-Jun	at Frederick	7:00	Tue 25-Aug	WINSTON-SALEM	7:05
Wed 10-Jun	at Frederick	7:00	Wed 26-Aug	WINSTON-SALEM	7:05
Thu 11-Jun	at Frederick	7:00	Thu 27-Aug	WILMINGTON	7:05
Fri 12-Jun	LYNCHBURG	7:05	Fri 28-Aug	WILMINGTON	7:05
Sat 13-Jun	LYNCHBURG	7:05	Sat 29-Aug	WILMINGTON	7:05
Sun 14-Jun	LYNCHBURG	6:05	Sun 30-Aug	WILMINGTON	6:05
Mon 15-Jun	at Winston-Salem	7:00	Tue 1-Sep	at Potomac	7:05
Tue 16-Jun	at Winston-Salem	7:00	Wed 2-Sep	at Potomac	7:05
Wed 17-Jun	at Winston-Salem	7:00	Thu 3-Sep	at Potomac	7:05
Thu 18-Jun	LYNCHBURG	7:05	Fri 4-Sep	at Wilmington	7:05
Fri 19-Jun	LYNCHBURG	7:05	Sat 5-Sep	at Wilmington	7:05
Sat 20-Jun	LYNCHBURG	7:05	Sun 6-Sep	at Wilmington	1:35
Sun 21-Jun	LYNCHBURG	6:05	Mon 7-Sep	at Wilmington	1:05

END FIRST HALF

END REGULAR SEASON



POTOMAC NATIONALS

2015 SCHEDULE

Thu 9-Apr	LYNCHBURG	7:05	Thu 25-Jun	at Wilmington	6:35
Fri 10-Apr	LYNCHBURG	7:05	Fri 26-Jun	at Wilmington	7:05
Sat 11-Apr	LYNCHBURG	6:35	Sat 27-Jun	at Wilmington	7:05
Sun 12-Apr	LYNCHBURG	1:05	Sun 28-Jun	CAROLINA	6:05
Mon 13-Apr	WINSTON-SALEM	7:05	Mon 29-Jun	CAROLINA	7:05
Tue 14-Apr	WINSTON-SALEM	7:05	Tue 30-Jun	CAROLINA	7:05
Wed 15-Apr	WINSTON-SALEM	10:35	Wed 1-Jul	at Frederick	7:00
Thu 16-Apr	at Lynchburg	6:30	Thu 2-Jul	at Frederick	7:00
Fri 17-Apr	at Lynchburg	6:30	Fri 3-Jul	at Frederick	7:00
Sat 18-Apr	at Lynchburg	6:30	Sat 4-Jul	WILMINGTON	6:35
Sun 19-Apr	at Lynchburg	2:00	Sun 5-Jul	WILMINGTON	6:05
Mon 20-Apr	at Wilmington	6:35	Mon 6-Jul	WILMINGTON	7:05
Tue 21-Apr	at Wilmington	6:35	Tue 7-Jul	LYNCHBURG	7:05
Wed 22-Apr	at Wilmington	10:35	Wed 8-Jul	LYNCHBURG	7:05
Fri 24-Apr	LYNCHBURG	7:05	Thu 9-Jul	LYNCHBURG	12:05
Sat 25-Apr	LYNCHBURG	6:35	Fri 10-Jul	at Winston-Salem	7:00
Sun 26-Apr	LYNCHBURG	1:05	Sat 11-Jul	at Winston-Salem	6:30
Mon 27-Apr	LYNCHBURG	7:05	Sun 12-Jul	at Winston-Salem	5:00
Tue 28-Apr	at Winston-Salem	7:00	Mon 13-Jul	at Winston-Salem	7:00
Wed 29-Apr	at Winston-Salem	11:00	Wed 15-Jul	MYRTLE BEACH	7:05
Thu 30-Apr	at Winston-Salem	7:00	Thu 16-Jul	MYRTLE BEACH	7:05
Fri 1-May	at Salem	7:05	Fri 17-Jul	MYRTLE BEACH	7:05
Sat 2-May	at Salem	6:05	Sat 18-Jul	MYRTLE BEACH	6:35
Sun 3-May	at Salem	4:05	Sun 19-Jul	at Frederick	6:00
Mon 4-May	at Salem	7:05	Mon 20-Jul	at Frederick	7:00
Tue 5-May	WILMINGTON	7:05	Tue 21-Jul	at Frederick	12:00
Wed 6-May	WILMINGTON	7:05	Wed 22-Jul	FREDERICK	7:05
Thu 7-May	WILMINGTON	7:05	Thu 23-Jul	FREDERICK	7:05
Fri 8-May	FREDERICK	7:05	Fri 24-Jul	FREDERICK	7:05
Sat 9-May	FREDERICK	6:35	Sat 25-Jul	at Salem	6:05
Sun 10-May	FREDERICK	1:05	Sun 26-Jul	at Salem	7:05
Mon 11-May	FREDERICK	7:05	Mon 27-Jul	at Salem	7:05
Tue 12-May	at Wilmington	6:35	Tue 28-Jul	at Myrtle Beach	7:05
Wed 13-May	at Wilmington	6:35	Wed 29-Jul	at Myrtle Beach	7:05
Thu 14-May	at Wilmington	6:35	Thu 30-Jul	at Myrtle Beach	7:05
Fri 15-May	at Frederick	7:00	Fri 31-Jul	SALEM	7:05
Sat 16-May	at Frederick	6:00	Sat 1-Aug	SALEM	6:35
Sun 17-May	at Frederick	2:00	Sun 2-Aug	SALEM	6:05
Tue 19-May	CAROLINA	7:05	Tue 4-Aug	at Lynchburg	6:30
Wed 20-May	CAROLINA	7:05	Wed 5-Aug	at Lynchburg	6:30
Thu 21-May	CAROLINA	7:05	Thu 6-Aug	at Lynchburg	6:30
Fri 22-May	at Myrtle Beach	7:05	Fri 7-Aug	at Carolina	7:00
Sat 23-May	at Myrtle Beach	7:05	Sat 8-Aug	at Carolina	6:00
Sun 24-May	at Myrtle Beach	6:05	Sun 9-Aug	at Carolina	6:00
Mon 25-May	at Myrtle Beach	7:05	Tue 11-Aug	WINSTON-SALEM	7:05
Wed 27-May	WILMINGTON	7:05	Wed 12-Aug	WINSTON-SALEM	7:05
Thu 28-May	WILMINGTON	7:05	Thu 13-Aug	WINSTON-SALEM	12:05
Fri 29-May	WILMINGTON	7:05	Fri 14-Aug	WILMINGTON	7:05
Sat 30-May	MYRTLE BEACH	6:35	Sat 15-Aug	WILMINGTON	6:35
Sun 31-May	MYRTLE BEACH	1:05	Sun 16-Aug	WILMINGTON	6:05
Mon 1-Jun	MYRTLE BEACH	7:05	Tue 18-Aug	at Wilmington	6:35
Tue 2-Jun	MYRTLE BEACH	7:05	Wed 19-Aug	at Wilmington	6:35
Thu 4-Jun	at Salem	7:05	Thu 20-Aug	at Wilmington	6:35
Fri 5-Jun	at Salem	7:05	Fri 21-Aug	at Lynchburg	6:30
Sat 6-Jun	at Salem	6:05	Sat 22-Aug	at Lynchburg	6:30
Sun 7-Jun	at Salem	4:05	Sun 23-Aug	at Lynchburg	4:00
Mon 8-Jun	at Carolina	7:00	Mon 24-Aug	FREDERICK	7:05
Tue 9-Jun	at Carolina	7:00	Tue 25-Aug	FREDERICK	7:05
Wed 10-Jun	at Carolina	7:00	Wed 26-Aug	FREDERICK	7:05
Thu 11-Jun	at Carolina	7:00	Thu 27-Aug	at Salem	7:05
Fri 12-Jun	FREDERICK	7:05	Fri 28-Aug	at Salem	7:05
Sat 13-Jun	FREDERICK	6:35	Sat 29-Aug	at Salem	6:05
Sun 14-Jun	FREDERICK	1:05	Sun 30-Aug	at Salem	4:05
Mon 15-Jun	at Lynchburg	6:30	Tue 1-Sep	MYRTLE BEACH	7:05
Tue 16-Jun	at Lynchburg	6:30	Wed 2-Sep	MYRTLE BEACH	7:05
Wed 17-Jun	at Lynchburg	6:30	Thu 3-Sep	MYRTLE BEACH	7:05
Thu 18-Jun	CAROLINA	7:05	Fri 4-Sep	SALEM	7:05
Fri 19-Jun	CAROLINA	7:05	Sat 5-Sep	SALEM	6:35
Sat 20-Jun	CAROLINA	6:35	Sun 6-Sep	SALEM	6:05
Sun 21-Jun	CAROLINA	1:05	Mon 7-Sep	SALEM	7:05

END FIRST HALF

END REGULAR SEASON



SALEM RED SOX

2015 SCHEDULE

Thu 9-Apr	at Carolina	7:00	Thu 25-Jun	FREDERICK	7:05
Fri 10-Apr	at Carolina	7:00	Fri 26-Jun	FREDERICK	7:05
Sat 11-Apr	at Carolina	6:00	Sat 27-Jun	FREDERICK	6:05
Sun 12-Apr	at Carolina	2:00	Sun 28-Jun	LYNCHBURG	4:05
Mon 13-Apr	at Myrtle Beach	7:05	Mon 29-Jun	LYNCHBURG	7:05
Tue 14-Apr	at Myrtle Beach	7:05	Tue 30-Jun	LYNCHBURG	11:05
Wed 15-Apr	at Myrtle Beach	7:05	Wed 1-Jul	at Myrtle Beach	7:05
Thu 16-Apr	CAROLINA	7:05	Thu 2-Jul	at Myrtle Beach	7:05
Fri 17-Apr	CAROLINA	7:05	Fri 3-Jul	at Myrtle Beach	7:05
Sat 18-Apr	CAROLINA	6:05	Sat 4-Jul	at Lynchburg	6:30
Sun 19-Apr	CAROLINA	4:05	Sun 5-Jul	at Lynchburg	2:00
Mon 20-Apr	MYRTLE BEACH	7:05	Mon 6-Jul	at Lynchburg	6:30
Tue 21-Apr	MYRTLE BEACH	7:05	Tue 7-Jul	CAROLINA	7:05
Wed 22-Apr	MYRTLE BEACH	11:05	Wed 8-Jul	CAROLINA	7:05
Thu 23-Apr	at Carolina	7:00	Thu 9-Jul	CAROLINA	7:05
Fri 24-Apr	at Carolina	7:00	Fri 10-Jul	at Frederick	7:00
Sat 25-Apr	at Carolina	6:00	Sat 11-Jul	at Frederick	6:00
Sun 26-Apr	at Carolina	2:00	Sun 12-Jul	at Frederick	4:00
Tue 28-Apr	FREDERICK	7:05	Mon 13-Jul	at Frederick	7:00
Wed 29-Apr	FREDERICK	11:05	Wed 15-Jul	at Lynchburg	6:30
Thu 30-Apr	FREDERICK	7:05	Thu 16-Jul	at Lynchburg	6:30
Fri 1-May	POTOMAC	7:05	Fri 17-Jul	LYNCHBURG	7:05
Sat 2-May	POTOMAC	6:05	Sat 18-Jul	LYNCHBURG	6:05
Sun 3-May	POTOMAC	4:05	Sun 19-Jul	at Myrtle Beach	6:05
Mon 4-May	POTOMAC	7:05	Mon 20-Jul	at Myrtle Beach	7:05
Tue 5-May	at Myrtle Beach	7:05	Tue 21-Jul	at Myrtle Beach	7:05
Wed 6-May	at Myrtle Beach	7:05	Wed 22-Jul	WILMINGTON	7:05
Thu 7-May	at Myrtle Beach	7:05	Thu 23-Jul	WILMINGTON	7:05
Fri 8-May	CAROLINA	7:05	Fri 24-Jul	WILMINGTON	7:05
Sat 9-May	CAROLINA	6:05	Sat 25-Jul	POTOMAC	6:05
Sun 10-May	CAROLINA	4:05	Sun 26-Jul	POTOMAC	7:05
Mon 11-May	CAROLINA	7:05	Mon 27-Jul	POTOMAC	7:05
Tue 12-May	WINSTON-SALEM	7:05	Tue 28-Jul	at Lynchburg	6:30
Wed 13-May	WINSTON-SALEM	7:05	Wed 29-Jul	at Lynchburg	6:30
Thu 14-May	WINSTON-SALEM	7:05	Thu 30-Jul	at Lynchburg	6:30
Fri 15-May	at Winston-Salem	7:00	Fri 31-Jul	at Potomac	7:05
Sat 16-May	at Winston-Salem	6:30	Sat 1-Aug	at Potomac	6:35
Sun 17-May	at Winston-Salem	2:00	Sun 2-Aug	at Potomac	6:05
Tue 19-May	LYNCHBURG	7:05	Tue 4-Aug	FREDERICK	7:05
Wed 20-May	LYNCHBURG	7:05	Wed 5-Aug	FREDERICK	7:05
Thu 21-May	LYNCHBURG	7:05	Thu 6-Aug	FREDERICK	7:05
Fri 22-May	WINSTON-SALEM	7:05	Fri 7-Aug	at Winston-Salem	7:00
Sat 23-May	WINSTON-SALEM	6:05	Sat 8-Aug	at Winston-Salem	6:30
Sun 24-May	WINSTON-SALEM	4:05	Sun 9-Aug	at Winston-Salem	2:00
Mon 25-May	WINSTON-SALEM	1:05	Tue 11-Aug	MYRTLE BEACH	7:05
Wed 27-May	at Frederick	7:00	Wed 12-Aug	MYRTLE BEACH	7:05
Thu 28-May	at Frederick	7:00	Thu 13-Aug	MYRTLE BEACH	7:05
Fri 29-May	at Frederick	7:00	Fri 14-Aug	WINSTON-SALEM	7:05
Sat 30-May	at Winston-Salem	6:30	Sat 15-Aug	WINSTON-SALEM	6:05
Sun 31-May	at Winston-Salem	2:00	Sun 16-Aug	WINSTON-SALEM	4:05
Mon 1-Jun	at Winston-Salem	7:00	Tue 18-Aug	at Carolina	7:00
Tue 2-Jun	at Winston-Salem	7:00	Wed 19-Aug	at Carolina	7:00
Thu 4-Jun	POTOMAC	7:05	Thu 20-Aug	at Carolina	7:00
Fri 5-Jun	POTOMAC	7:05	Fri 21-Aug	at Wilmington	7:05
Sat 6-Jun	POTOMAC	6:05	Sat 22-Aug	at Wilmington	7:05
Sun 7-Jun	POTOMAC	4:05	Sun 23-Aug	at Wilmington	5:05
Mon 8-Jun	at Lynchburg	6:30	Mon 24-Aug	LYNCHBURG	7:05
Tue 9-Jun	at Lynchburg	6:30	Tue 25-Aug	LYNCHBURG	7:05
Wed 10-Jun	LYNCHBURG	7:05	Wed 26-Aug	LYNCHBURG	7:05
Thu 11-Jun	LYNCHBURG	7:05	Thu 27-Aug	POTOMAC	7:05
Fri 12-Jun	WILMINGTON	7:05	Fri 28-Aug	POTOMAC	7:05
Sat 13-Jun	WILMINGTON	6:05	Sat 29-Aug	POTOMAC	6:05
Sun 14-Jun	WILMINGTON	4:05	Sun 30-Aug	POTOMAC	4:05
Mon 15-Jun	at Wilmington	6:35	Tue 1-Sep	at Lynchburg	6:30
Tue 16-Jun	at Wilmington	6:35	Wed 2-Sep	at Lynchburg	6:30
Wed 17-Jun	at Wilmington	6:35	Thu 3-Sep	at Lynchburg	6:30
Thu 18-Jun	at Winston-Salem	7:00	Fri 4-Sep	at Potomac	7:05
Fri 19-Jun	at Winston-Salem	7:00	Sat 5-Sep	at Potomac	6:35
Sat 20-Jun	at Winston-Salem	6:30	Sun 6-Sep	at Potomac	6:05
Sun 21-Jun	at Winston-Salem	5:00	Mon 7-Sep	at Potomac	7:05

END FIRST HALF

END REGULAR SEASON



WILMINGTON BLUE ROCKS

2015 SCHEDULE

Thu 9-Apr	at Myrtle Beach	7:05	Thu 25-Jun	POTOMAC	6:35
Fri 10-Apr	at Myrtle Beach	7:05	Fri 26-Jun	POTOMAC	7:05
Sat 11-Apr	at Myrtle Beach	7:05	Sat 27-Jun	POTOMAC	7:05
Sun 12-Apr	at Myrtle Beach	5:05	Sun 28-Jun	at Frederick	6:00
Mon 13-Apr	at Carolina	7:00	Mon 29-Jun	at Frederick	7:00
Tue 14-Apr	at Carolina	7:00	Tue 30-Jun	at Frederick	7:00
Wed 15-Apr	at Carolina	11:00	Wed 1-Jul	LYNCHBURG	6:35
Thu 16-Apr	FREDERICK	6:35	Thu 2-Jul	LYNCHBURG	6:35
Fri 17-Apr	FREDERICK	7:05	Fri 3-Jul	LYNCHBURG	7:05
Sat 18-Apr	FREDERICK	7:05	Sat 4-Jul	at Potomac	6:35
Sun 19-Apr	FREDERICK	1:35	Sun 5-Jul	at Potomac	6:05
Mon 20-Apr	POTOMAC	6:35	Mon 6-Jul	at Potomac	7:05
Tue 21-Apr	POTOMAC	6:35	Tue 7-Jul	FREDERICK	6:35
Wed 22-Apr	POTOMAC	10:35	Wed 8-Jul	FREDERICK	6:35
Thu 23-Apr	at Frederick	7:00	Thu 9-Jul	FREDERICK	6:35
Fri 24-Apr	at Frederick	7:00	Fri 10-Jul	at Lynchburg	7:00
Sat 25-Apr	at Frederick	2:00	Sat 11-Jul	at Lynchburg	6:30
Sun 26-Apr	at Frederick	2:00	Sun 12-Jul	at Lynchburg	2:00
Tue 28-Apr	MYRTLE BEACH	6:35	Mon 13-Jul	at Lynchburg	6:30
Wed 29-Apr	MYRTLE BEACH	6:35	Wed 15-Jul	FREDERICK	6:35
Thu 30-Apr	MYRTLE BEACH	6:35	Thu 16-Jul	FREDERICK	11:05
Fri 1-May	WINSTON-SALEM	7:05	Fri 17-Jul	FREDERICK	7:05
Sat 2-May	WINSTON-SALEM	7:05	Sat 18-Jul	FREDERICK	7:05
Sun 3-May	WINSTON-SALEM	1:35	Sun 19-Jul	at Carolina	6:00
Mon 4-May	WINSTON-SALEM	6:35	Mon 20-Jul	at Carolina	7:00
Tue 5-May	at Potomac	7:05	Tue 21-Jul	at Carolina	10:30
Wed 6-May	at Potomac	7:05	Wed 22-Jul	at Salem	7:05
Thu 7-May	at Potomac	7:05	Thu 23-Jul	at Salem	7:05
Fri 8-May	LYNCHBURG	7:05	Fri 24-Jul	at Salem	7:05
Sat 9-May	LYNCHBURG	7:05	Sat 25-Jul	LYNCHBURG	7:05
Sun 10-May	LYNCHBURG	1:35	Sun 26-Jul	LYNCHBURG	5:05
Mon 11-May	LYNCHBURG	6:35	Mon 27-Jul	LYNCHBURG	6:35
Tue 12-May	POTOMAC	6:35	Tue 28-Jul	at Winston-Salem	7:00
Wed 13-May	POTOMAC	6:35	Wed 29-Jul	at Winston-Salem	12:00
Thu 14-May	POTOMAC	6:35	Thu 30-Jul	at Winston-Salem	7:00
Fri 15-May	at Lynchburg	6:30	Fri 31-Jul	CAROLINA	7:05
Sat 16-May	at Lynchburg	6:30	Sat 1-Aug	CAROLINA	7:05
Sun 17-May	at Lynchburg	2:00	Sun 2-Aug	CAROLINA	5:05
Tue 19-May	WINSTON-SALEM	6:35	Tue 4-Aug	at Myrtle Beach	7:05
Wed 20-May	WINSTON-SALEM	10:35	Wed 5-Aug	at Myrtle Beach	7:05
Thu 21-May	WINSTON-SALEM	6:35	Thu 6-Aug	at Myrtle Beach	7:05
Fri 22-May	CAROLINA	7:05	Fri 7-Aug	at Lynchburg	6:30
Sat 23-May	CAROLINA	7:05	Sat 8-Aug	at Lynchburg	6:30
Sun 24-May	CAROLINA	6:05	Sun 9-Aug	at Lynchburg	2:00
Mon 25-May	CAROLINA	12:05	Tue 11-Aug	CAROLINA	6:35
Wed 27-May	at Potomac	7:05	Wed 12-Aug	CAROLINA	6:35
Thu 28-May	at Potomac	7:05	Thu 13-Aug	CAROLINA	6:35
Fri 29-May	at Potomac	7:05	Fri 14-Aug	at Potomac	7:05
Sat 30-May	at Carolina	6:00	Sat 15-Aug	at Potomac	6:35
Sun 31-May	at Carolina	6:00	Sun 16-Aug	at Potomac	6:05
Mon 1-Jun	at Carolina	7:00	Tue 18-Aug	POTOMAC	6:35
Tue 2-Jun	at Carolina	7:00	Wed 19-Aug	POTOMAC	6:35
Thu 4-Jun	FREDERICK	6:35	Thu 20-Aug	POTOMAC	6:35
Fri 5-Jun	FREDERICK	7:05	Fri 21-Aug	SALEM	7:05
Sat 6-Jun	FREDERICK	7:05	Sat 22-Aug	SALEM	7:05
Sun 7-Jun	FREDERICK	1:35	Sun 23-Aug	SALEM	5:05
Mon 8-Jun	at Winston-Salem	7:00	Mon 24-Aug	at Carolina	7:00
Tue 9-Jun	at Winston-Salem	7:00	Tue 25-Aug	at Carolina	7:00
Wed 10-Jun	at Winston-Salem	7:00	Wed 26-Aug	at Carolina	7:00
Thu 11-Jun	at Winston-Salem	7:00	Thu 27-Aug	at Myrtle Beach	7:05
Fri 12-Jun	at Salem	7:05	Fri 28-Aug	at Myrtle Beach	7:05
Sat 13-Jun	at Salem	6:05	Sat 29-Aug	at Myrtle Beach	7:05
Sun 14-Jun	at Salem	4:05	Sun 30-Aug	at Myrtle Beach	6:05
Mon 15-Jun	SALEM	6:35	Tue 1-Sep	WINSTON-SALEM	6:35
Tue 16-Jun	SALEM	6:35	Wed 2-Sep	WINSTON-SALEM	6:35
Wed 17-Jun	SALEM	6:35	Thu 3-Sep	WINSTON-SALEM	6:35
Thu 18-Jun	at Frederick	7:00	Fri 4-Sep	MYRTLE BEACH	7:05
Fri 19-Jun	at Frederick	7:00	Sat 5-Sep	MYRTLE BEACH	7:05
Sat 20-Jun	at Frederick	6:00	Sun 6-Sep	MYRTLE BEACH	1:35
Sun 21-Jun	at Frederick	2:00	Mon 7-Sep	MYRTLE BEACH	1:05

END FIRST HALF

END REGULAR SEASON



WINSTON-SALEM DASH

2015 SCHEDULE

Thu 9-Apr	at Frederick	7:00	Thu 25-Jun	at Lynchburg	6:30
Fri 10-Apr	at Frederick	7:00	Fri 26-Jun	at Lynchburg	6:30
Sat 11-Apr	at Frederick	2:00	Sat 27-Jun	at Lynchburg	6:30
Sun 12-Apr	at Frederick	2:00	Sun 28-Jun	MYRTLE BEACH	5:00
Mon 13-Apr	at Potomac	7:05	Mon 29-Jun	MYRTLE BEACH	7:00
Tue 14-Apr	at Potomac	7:05	Tue 30-Jun	MYRTLE BEACH	7:00
Wed 15-Apr	at Potomac	10:35	Wed 1-Jul	at Carolina	7:00
Thu 16-Apr	MYRTLE BEACH	7:00	Thu 2-Jul	at Carolina	7:00
Fri 17-Apr	MYRTLE BEACH	7:00	Fri 3-Jul	at Carolina	7:00
Sat 18-Apr	MYRTLE BEACH	6:30	Sat 4-Jul	FREDERICK	6:30
Sun 19-Apr	MYRTLE BEACH	2:00	Sun 5-Jul	FREDERICK	5:00
Mon 20-Apr	CAROLINA	7:00	Mon 6-Jul	FREDERICK	7:00
Tue 21-Apr	CAROLINA	7:00	Tue 7-Jul	at Myrtle Beach	7:05
Wed 22-Apr	CAROLINA	11:00	Wed 8-Jul	at Myrtle Beach	7:05
Thu 23-Apr	at Myrtle Beach	7:05	Thu 9-Jul	at Myrtle Beach	7:05
Fri 24-Apr	at Myrtle Beach	7:05	Fri 10-Jul	POTOMAC	7:00
Sat 25-Apr	at Myrtle Beach	7:05	Sat 11-Jul	POTOMAC	6:30
Sun 26-Apr	at Myrtle Beach	5:05	Sun 12-Jul	POTOMAC	5:00
Tue 28-Apr	POTOMAC	7:00	Mon 13-Jul	POTOMAC	7:00
Wed 29-Apr	POTOMAC	11:00	Wed 15-Jul	at Carolina	7:00
Thu 30-Apr	POTOMAC	7:00	Thu 16-Jul	at Carolina	7:00
Fri 1-May	at Wilmington	7:05	Fri 17-Jul	at Carolina	7:00
Sat 2-May	at Wilmington	7:05	Sat 18-Jul	at Carolina	6:00
Sun 3-May	at Wilmington	1:35	Sun 19-Jul	LYNCHBURG	5:00
Mon 4-May	at Wilmington	6:35	Mon 20-Jul	LYNCHBURG	7:00
Tue 5-May	at Frederick	7:00	Tue 21-Jul	LYNCHBURG	7:00
Wed 6-May	at Frederick	7:00	Wed 22-Jul	CAROLINA	7:00
Thu 7-May	at Frederick	11:00	Thu 23-Jul	CAROLINA	7:00
Fri 8-May	MYRTLE BEACH	7:00	Fri 24-Jul	CAROLINA	7:00
Sat 9-May	MYRTLE BEACH	6:30	Sat 25-Jul	at Frederick	6:00
Sun 10-May	MYRTLE BEACH	2:00	Sun 26-Jul	at Frederick	4:00
Mon 11-May	MYRTLE BEACH	11:00	Mon 27-Jul	at Frederick	2:00
Tue 12-May	at Salem	7:05	Tue 28-Jul	WILMINGTON	7:00
Wed 13-May	at Salem	7:05	Wed 29-Jul	WILMINGTON	12:00
Thu 14-May	at Salem	7:05	Thu 30-Jul	WILMINGTON	7:00
Fri 15-May	SALEM	7:00	Fri 31-Jul	LYNCHBURG	7:00
Sat 16-May	SALEM	6:30	Sat 1-Aug	LYNCHBURG	6:30
Sun 17-May	SALEM	2:00	Sun 2-Aug	LYNCHBURG	2:00
Tue 19-May	at Wilmington	6:35	Tue 4-Aug	at Carolina	7:00
Wed 20-May	at Wilmington	10:35	Wed 5-Aug	at Carolina	7:00
Thu 21-May	at Wilmington	6:35	Thu 6-Aug	at Carolina	7:00
Fri 22-May	at Salem	7:05	Fri 7-Aug	SALEM	7:00
Sat 23-May	at Salem	6:05	Sat 8-Aug	SALEM	6:30
Sun 24-May	at Salem	4:05	Sun 9-Aug	SALEM	2:00
Mon 25-May	at Salem	1:05	Tue 11-Aug	at Potomac	7:05
Wed 27-May	LYNCHBURG	7:00	Wed 12-Aug	at Potomac	7:05
Thu 28-May	LYNCHBURG	7:00	Thu 13-Aug	at Potomac	12:05
Fri 29-May	LYNCHBURG	7:00	Fri 14-Aug	at Salem	7:05
Sat 30-May	SALEM	6:30	Sat 15-Aug	at Salem	6:05
Sun 31-May	SALEM	2:00	Sun 16-Aug	at Salem	4:05
Mon 1-Jun	SALEM	7:00	Tue 18-Aug	MYRTLE BEACH	7:00
Tue 2-Jun	SALEM	7:00	Wed 19-Aug	MYRTLE BEACH	7:00
Thu 4-Jun	at Lynchburg	6:30	Thu 20-Aug	MYRTLE BEACH	7:00
Fri 5-Jun	at Lynchburg	6:30	Fri 21-Aug	CAROLINA	7:00
Sat 6-Jun	at Lynchburg	6:30	Sat 22-Aug	CAROLINA	6:30
Sun 7-Jun	at Lynchburg	2:00	Sun 23-Aug	CAROLINA	2:00
Mon 8-Jun	WILMINGTON	7:00	Mon 24-Aug	at Myrtle Beach	7:05
Tue 9-Jun	WILMINGTON	7:00	Tue 25-Aug	at Myrtle Beach	7:05
Wed 10-Jun	WILMINGTON	7:00	Wed 26-Aug	at Myrtle Beach	7:05
Thu 11-Jun	WILMINGTON	7:00	Thu 27-Aug	FREDERICK	7:00
Fri 12-Jun	at Carolina	7:00	Fri 28-Aug	FREDERICK	7:00
Sat 13-Jun	at Carolina	6:00	Sat 29-Aug	FREDERICK	6:30
Sun 14-Jun	at Carolina	6:00	Sun 30-Aug	FREDERICK	2:00
Mon 15-Jun	MYRTLE BEACH	7:00	Tue 1-Sep	at Wilmington	6:35
Tue 16-Jun	MYRTLE BEACH	7:00	Wed 2-Sep	at Wilmington	6:35
Wed 17-Jun	MYRTLE BEACH	7:00	Thu 3-Sep	at Wilmington	6:35
Thu 18-Jun	SALEM	7:00	Fri 4-Sep	at Frederick	7:00
Fri 19-Jun	SALEM	7:00	Sat 5-Sep	at Frederick	6:00
Sat 20-Jun	SALEM	6:30	Sun 6-Sep	at Frederick	6:00
Sun 21-Jun	SALEM	5:00	Mon 7-Sep	at Frederick	2:00

END FIRST HALF

END REGULAR SEASON

**CAROLINA
MUDCATS**



**CAROLINA
MUDCATS**

CONTACT INFORMATION

Stadium Name: Five County Stadium

Stadium Address: 1501 NC Hwy 39, Zebulon, NC 27597

Mailing Address: PO Drawer 1218, Zebulon, NC 27597

Telephone: (919) 269-2287

Fax: (919) 269-4910

Email: muddy@carolinamudcats.com

Website: www.carolinamudcats.com

Media Contact: Greg Young

Press Box Phone: (919) 269-2287 x135

Visiting Club Hotel: Holiday Inn Raleigh North; 2805 Highwoods Blvd.,
Raleigh, NC 27604

Visiting Club Hotel Phone: 919-872-3500

OWNERSHIP & FRONT OFFICE

Operated by: Mudcats Baseball LLC

Majority Owner/President: Steve Bryant

Vice President/General Manager: Joe Kremer

General Manager, Operations: Eric Gardner

Director of Creative Services & Marketing: Aaron Bayles

Ticket & Corporate Sales Executive: Yogi Brewington

Director of Merchandise/Box Office Manager: Janell Bullock

Stadium Operations: Matt Caminiti

Ticket & Corporate Sales Executive: Samantha Colein

Executive Sales Assistant & Office Manager: Jackie DiPrimo

Director of Stadium Operations: Patrick Ennis

Ticket & Corporate Sales Executive: Aaron Freeman

Director of Ticketing: Mike Link

Director of Food and Beverage: Dwayne Lucas

Executive Producer: Dave Maynard

Director of Field Operations: John Packer

Box Office Assistant: Joshua Perry

Director of Fan Experience: Beckie Reid

Ticket & Corporate Sales Executive: Duke Sanders

Concessions Manager: John Thornton

FIELD STAFF

Manager: Luis Salazar

Pitching Coach: Derrick Lewis

Hitting Coach: Carlos Mendez

Athletic Trainer: Joe Toenjes

Clubhouse Manager: TBD



**CAROLINA
MUDCATS**

PRESIDENT/ MAJORITY OWNER



Steve Bryant
President

For Steve Bryant, baseball is passion, devotion and the relentless pursuit of perfection. Ever since he bought the Double-A Columbus Astros in 1988, he has been working steadily towards creating the ideal environment for professional baseball.

Bryant's initial step was to relocate the newly named Mudcats franchise from Columbus, GA, to Zebulon, NC, in 1991, and with that single move, he laid the groundwork for an incredible minor league success story.

The team was an immediate hit as attendance soared. Hot souvenir sales touched on a logo-merchandising powder keg. By 1995, accumulated talent helped Bryant's team claim its first Southern League Championship. And in 1996, the Mudcats received Baseball America's Bob Freitas Award for unmatched excellence at the Double-A level. Still, Bryant was not satisfied. He wanted a top-flight facility. All told, after three phases of construction, Bryant now has in place the Five County Stadium he always has envisioned.

GENERAL MANAGER



Joe Kremer
VP/General Manager

Joe Kremer is beginning his 25th season at the helm of the Carolina Mudcats franchise. In 1992, just one year after moving the team to Zebulon, N.C., from Columbus, GA, Kremer received Southern League Executive of the Year honors. He followed that accomplishment with identical hardware in 1993, 1995, 2005 and again in 2008. By 1996, Kremer and the team had earned Baseball America's Bob Freitas Award for outstanding organizational achievement and success at the Double A level.

Before joining the Mudcats, the West Lafayette, Indiana native worked with the Triple-A Nashville Sounds in 1985 and 1986 and was assistant general manager of the Double-A Huntsville Stars during 1987 and 1988. A 1983 graduate of Purdue University with a BA in Fine Arts, Kremer and his wife Kathy reside in Wake Forest with their two daughters, Katie, 23, and Karli, 21.

THE MANAGER



Luis Salazar
Manager (1st yr)

Luis Salazar comes to the Mudcats after four seasons skippering the Lynchburg Hillcats and guiding his team into the postseason each of the past three years. The Hillcats won the Carolina League title in 2012. The upcoming season will mark Salazar's fifth as the manager of the Braves' Advanced-A team. He has compiled a 567-623 (.476) record over his 12 campaigns as a manager in the minor leagues. Prior to joining the Braves, Salazar managed farm teams for the Los Angeles Dodgers and the Milwaukee Brewers. His 13-year major league playing career included time with the San Diego Padres, Chicago White Sox, Detroit Tigers and the Chicago Cubs.



CAROLINA MUDCATS

STADIUM & TICKET INFORMATION

Name: Five County Stadium

Year Built: 1991

Capacity: 6,500

Dimensions: LF: 330 CF: 400

RF: 309

Ticket Office Hours: Non-Game

Days: 9-5

Individual Ticket Prices:

\$15.00, \$12, \$10

Directions:

From North Raleigh/RDU and points west: I-540 East to US 64/US 264 Bypass East (Exit 26B). merge onto US 264 East (Exit 436). Take Hwy. 39 exit (Exit 21) and turn right; the stadium is on the right.

From Raleigh: I-440 Beltline to US 64/US 264 Bypass East (exit 14). Merge onto US 264 East (Exit 436) to Hwy. 39 exit (Exit 21) and turn right.

From Rocky Mount/Emporia, Va. and points north: I-95 to US 64 West to Stadium Exit at Hwy. 39. Left on Hwy. 39; 3 1/2 miles to stadium.

From Smithfield and points south: US 301 to Hwy. 39 (just north of Selma). Left on Hwy. 39; the stadium is on the left.

From Wilson and points east: US 264 West to Stadium Exit at Hwy. 39 (Exit 21). Left on Hwy. 39; the stadium is on the right.



MEDIA INFORMATION

Flagship Radio: WDWG-FM 98.5 – The Big Dawg

Station Phone: (252) 985-3294

Radio Announcer: Greg Young

No. of Games Broadcast: All

Webcast Info: www.carolinamudcats.com

Newspaper: *Independent Weekly*

Beat Writer: Mike Potter

Phone: (919) 630-0115

Fax: (919) 425-4998

Official Scorer: John Hobgood

PA Announcer: TBD

TEAM INFORMATION

Years in Carolina League: 3

Division: Southern

2014 Record (Indians):

First Half: 29-38 (4th in South)

Second Half: 33-36 (3rd in South)

Overall: 62-74

FORMER STANDOUTS (Southern League)

ACTIVE

Bronson Arroyo

SL Yr(s) 2014 Major League Club/Highlights

1998 Ari 7-4/4.08 ERA

Miguel Cabrera

2003 Det 109 RBI/ 25 HR/.313

Matt Holliday

2002 StL .272/ 20 HR/ 90RBI

FORMER MAJOR LEAGUERS

Tony Womack

1993, 1995 Pit, Ari, Col, ChC, StL, NYY, Cin (1993-2006)

Kris Benson

1997 Pit, NYM, Bal, Tex, Ari (1999-2010)

Esteban Loaiza

1993-94 Pit, Tex, Tor, ChW, NYY, Was, Oak, LAD (1995-2008)

Jon Lieber

1993-94 Pit, ChC, NYY, Phi (1994-2008)

Juan Pierre

2000 Col, Fla, ChC, LAD, ChW, Phi, Mia (2000-2013)

Tim Wakefield

1991, 93 Pit, Bos (1992-2011)

* Led League



CAROLINA MUDCATS

CLUB RECORDS

Batting: .361 – Dave Sappelt, 2010
Hits: 154 – Emil Brown, 1998
Doubles: 42 – Gaby Sanchez, 2008
Triples: 13 – Chase Sanford, 1996
Home Runs: 24 – Josh Willingham, 2004
Runs Batted In: 102 – George Canale, 1995
Stolen Bases: 48 – Elvis Pena, 2000
Wins: 15 – Elmer Dessens, 1995
Losses: 15 – Tim Wakefield, 1991; Mike Zimmerman, 1992
Strikeouts: 172 – Shawn Chacon, 2000
Walks: 85 – Jeffrey Kelly, 1997
Innings Pitched: 183 – Tim Wakefield, 1991
Earned Run Average: 1.58 – Ryan Tucker, 2008
Saves: 28 – Chris Mobley, 2008

2014 LEADERS (Indians)

Batting: .288--Yhoxian Medina
Hits: 111--Yhoxian Medina
Doubles: 24--Jeremy Lucas
Triples: 7--Erik Gonzalez
Home Runs: 12--Jeremy Lucas
Runs Batted In: 58--Jeremy Lucas
Stolen Bases: 25--Todd Hankins
Wins: 13--Ryan Merritt
Losses: 13--Cole Suiser
Strikeouts: 127--Ryan Merritt
Walks: 42--Michael Peoples
Innings Pitched: 160.1--Ryan Merritt
Earned Run Average: 2.58--Ryan Merritt
Saves: 9--Louis Head

AFFILIATE INFORMATION

Major League Affiliation: Atlanta Braves
First Year of Affiliation: 2015
Address: 755 Hank Aaron Drive; Atlanta, GA 30315
Phone: (404) 522-7630
Fax: (404) 614-1391
Web site: www.atlantabraves.com
Chairman and CEO: Terry McGuirk
President: John Schuerholz
President, Baseball Operations: John Hart
Assistant General Manager, Baseball Operations: John Coppolella
Scouting Director: Brian Bridges



Farm System:

Class AAA: Gwinnett Braves, International League
Class AA: Mississippi Braves, Southern League
Class A Advanced: Carolina Mudcats, Carolina League
Class A: Rome Braves, South Atlantic League
Short A: Danville Braves, Appalachian League
Rookie: GCL Braves, Gulf Coast League;
 DSL Braves, Dominican Summer League

TOP 10 PROSPECTS AS SELECTED BY BASEBALL AMERICA

Player	Position	2014 Club(s)
1. Jose Peraza	2b	Lynchburg, Mississippi
2. Lucas Sims	rhp	Lynchburg
3. Christian Bethancourt	c	Gwinnett, Atlanta
4. Jason Hursh	rhp	Mississippi
5. Ozhaino Albies	ss	Danville, GCL Braves
6. Braxton Davidson	of	GCL Braves, Danville
7. Tyrell Jenkins	rhp	Palm Beach
8. Johan Camargo	ss	Rome, Lynchburg
9. Garrett Fulemchek	rhp	GCL Braves
10. Kyle Kubitz	3b	Mississippi



FREDERICK KEYS

CONTACT INFORMATION

Stadium Address: 21 Stadium Drive; Frederick, MD 21703

Telephone: (301) 662-0013 • **Fax:** (301) 662-0018

Email: info@frederickkeys.com • **Website:** www.frederickkeys.com

Media Contact: Geoff Arnold • **Press Box Phone:** (301) 662-0013

Visiting Club Hotel: Comfort Inn-Frederick; 7300 Executive Way;
Frederick, Md. 21704

Visiting Club Hotel Phone: (301) 668-7272

OWNERSHIP & FRONT OFFICE

Operated by: Maryland Baseball Holdings, LLC

President: Ken Young

General Manager: Dave Ziedelis

Director of Ticket Operations: Ben Sealy

Director of Group Sales: Matt Miller

Account Manager: Amanda Kostolansky

Account Manager: Chris Colletti

Account Manager: Casey O'Brien

Director of Sponsorship: Doug Raftery

Account Manager: Taylor Fisher

Account Manager: Elizabeth Wenger

Director of Marketing: Bridget McCabe

Promotions Manager: Christine Roy

Broadcasting and Public Relations Manager: Geoff Arnold

Head Groundskeeper: Mike Soper

Director of Stadium Operations: Kari Collins

Stadium Operations Assistants: Corey Lewis, Bryan Embrey

Finance Manager: Tami Hetrick

Office Manager: Katy Bobbitt

Marketing Assistant: Catie Graf

Community Relations Assistant: Matt Wease

Video Production Assistant: Matt Wolfe

Box Office Assistants: Matthew Baker, Chris Williams

Ovations Food Services, General Manager: Alan Cranfill

FIELD STAFF

Manager: Orlando Gomez

Pitching Coach: Kennie Steenstra

Field Coach: Paco Figueroa

Athletic Trainer: Chris Poole

Clubhouse Manager: Adam Barron



FREDERICK KEYS

REPRESENTING OWNERSHIP



Ken Young
President

Ken Young became the President of the Frederick Keys when his ownership group purchased the club along with the Bowie Baysox in the fall of 2006.

Ken has been in the recreational food business for more than 30 years since graduating from Penn State University in 1972. Young has worked with numerous Major League stadiums, arenas, and national and international events including the Super Bowl, The World Series, and the Olympics.

In 1993, Young became President of the Norfolk Tides, the year the team moved into Harbor Park. Young put together an investor group a year earlier to purchase the club from the New York Mets. Since taking over day-to-day control of the Tides, the club has experienced unprecedented success, averaging in excess of 500,000 fans a year.

In 2003, Young led an investment group that purchased the Calgary Cannons. That club moved into a new stadium in 2003 in Albuquerque, New Mexico, where it has averaged 600,000 fans a year.

Young also is on the Board of Trustees of Minor League Baseball, and heads up licensing operations for college football's Outback Bowl in Tampa, FL.

GENERAL MANAGER



Dave Ziedelis
General Manager

Dave Ziedelis won the Calvin Falwell Executive of the Year Award as the top GM in the Carolina League in 2011. Instrumental in orchestrating a new ten-year lease with the city of Frederick, Ziedelis helped ensure the Keys will stay in Frederick through 2021.

Ziedelis is in his 27th year in professional sports and has been the GM in Frederick since 2004. Dave has overseen more than \$5 million in stadium renovations since his arrival in Frederick. Before coming to the Keys, Dave was with the Quad City River Bandits, the St. Louis Cardinals' Single-A affiliate for five years while most recently serving as the team's Vice-President/General

Manager. While in that role, Ziedelis was instrumental in the design, construction and implementation of a \$14 million state-of-the-art stadium renovation.

Dave started his career in 1989 with the San Diego Padres, and after several years with the Padres, he moved on to America's Cup '95 Professional Yacht Racing. Dave is a 1988 graduate of Temple University in Philadelphia, and a native of the Boston area. Dave currently resides in Frederick with his wife Kim and daughter Katelin.

THE MANAGER



Orlando Gomez
Manager (1st yr)

Orlando Gomez, 68, begins his 51st season in professional baseball and his 11th with the Orioles organization, as well as his second tour in Frederick. Gomez led the Keys from 2010-12, amassing a 214-204 record. The only manager in club history to eclipse 200 wins, he led the Keys to their last Mills Cup title in 2011. That year, the orange and black posted their best record in franchise history (80-59) and reached the 80-win plateau for the first time. For his efforts, Gomez was named winner of the Cal Ripken Sr. Player Development Award. During his time with the Keys, two of Gomez's three clubs have advanced to postseason play.

Prior to joining the Orioles staff in 2005, Gomez served as a manager, coach and scout with the Texas, Seattle and Tampa Bay organizations. This included time as a Major League bullpen coach for the Rangers (1991), Devil Rays (1998-2000) and Mariners (2003-04), and a year as the Rangers first base coach (1992). Prior to taking his first professional managing job in 1977, Gomez played 13 Minor League seasons with the Yankees and A's.



FREDERICK KEYS

STADIUM & TICKET INFORMATION

Name: Nymeo Field at

Harry Grove Stadium

Year Built: 1990

Capacity: 5,400

Dimensions:

LF-325 CF-400

RF-325

Ticket Office Phone:

(301) 815-9939

Ticket Office Hours:

Open 9 a.m. game days, 10 a.m. Saturdays & Sundays. M-F 9-5.

Individual Game Prices: \$12, \$10, \$9. \$6 (\$2 day of game purchase charge) GA for Youth, Seniors and Military

Directions: I-270 North, Exit 32 - Route 70 East. Exit 54 from Route 70 East, Right at 2nd light onto Market Street. Left onto Stadium Drive.

I-70 West to Frederick, MD, Exit 54. Turn left at the first traffic light and then right onto Stadium Drive. The parking lot and stadium will be on the right.



MEDIA INFORMATION

Flagship Radio Station: WTHU 1450 AM

Radio Announcer: Geoff Arnold, Doug Raftery

No. of games broadcast: 140 games

Webcast Info: www.thesourceradionetwork.com

Newspaper: *Frederick News-Post*

Beat Writer: Greg Swatek

Phone: (301) 662-1177

Official Scorers: Bob Roberson, Dennis Hetrick, Luke Stillson

PA Announcer: Andy Redmond

TEAM INFORMATION

Years In Carolina League: 27

Division: Northern

2014 Record:

First Half: 32-35 (4th in North) **Second Half:** 33-37 (3rd in North)

Overall: 65-72

FORMER STANDOUTS

ACTIVE

	CL Yr(s)	2014 Major League Club/Highlights
Nick Markakis	2005	Bal .276/ 14 HR/ 50 RBI/ 81 Runs
Jayson Werth	1999-00	Was .292/ 82 RBI/ 16 HR
Matt Wieters	2008	Bal 26 GP/.308/ 5 HR/18 RBI
Jake Arrieta	2008	ChC 10-5/ 167 Ks/ 2.53 ERA
Zach Britton	2009	Bal 76.1 IP/ 3-2/ 1.65 ERA
Nolan Reimold	2005-6	Tor, Ari 29 GP/.232/ 13 RBI
Jim Johnson	2005	Oak, Det 5-2/ 5 Svs
Manny Machado	2011	Bal .278/ 32 RBI

FORMER MAJOR LEAGUERS

Armando Benitez	1993	Bal, NYM, NYY, Sea, Fla, SFG, Tor (1994-2008)
David Segui	1989	Bal, NYM, Mtl, Sea, Tor, Cle, Tex(1990-04)
Ben McDonald	1989	Bal, Mil (1989-97)
Joe Borowski	1992-93	Bal, Atl, NYY, ChiC, Fla, Cle (1995-2008)
Arthur Rhodes	1989-90	Bal, Sea, Oak, Cle, Phi, Fla, Cin, StL, Tex (1991-2011)
Jerry Hairston, Jr.	1997-98	Bal, ChC, Tex, Cin, NYY, SDP, Was, Mil, LAD (1998-2013)



FREDERICK KEYS

CLUB RECORDS

Batting: .348 – Harry Berrios, 1994
Hits: 156 – Curtis Goodwin, 1993
Doubles: 35 – Doug Gredvig, 2001; Brandon Waring, 2009
Triples: 10 – Curtis Goodwin, 1993; Tony Beasley, 1991
Home Runs: 29 – Stanton Cameron, 1992
Total Bases: 246 – Brandon Waring, 2009
Runs Batted In: 104 – Johnny Isom, 1996
Stolen Bases: 81 – Tim Raines, Jr., 2000
Wins: 14 – Rick Forney, 1993; Zachery Kerr, 1990
Losses: 14 – Chuck Ricci, 1991
Strikeouts: 175 – Rick Forney, 1993
Walks: 86 – Adam Loewen, 2005
Innings Pitched: 182.1 – Terry Farrar, 1992
Earned Run Average: 2.70 – Zachary Britton, 2009
Saves: 32 – Sean Gleason, 2011

2014 LEADERS

Batting: .295--Glynn Davis
Hits: 128--Jason Esposito
Doubles: 32--Michael Burgess
Triples: 5--Jason Esposito
Home Runs: 15--Michael Burgess
Total Bases: 196--Jason Esposito
Runs Batted In: 68--Michael Burgess
Stolen Bases: 20--Glynn Davis
Wins: 10--Mark Blackmar
Losses: 10--Parker Bridwell
Strikeouts: 142--Parker Bridwell
Walks: 70--Parker Bridwell
Innings Pitched: 141.2--Parker Bridwell
Earned Run Average: 3.18, Mark Blackmar
Saves: 8--Lex Rutledge

AFFILIATE INFORMATION

Major League Affiliate: Baltimore Orioles
First Year Of Affiliation: 1989
Address: 333 West Camden Street
 Baltimore, MD 21201
Phone: (410) 685-9800
Fax: (410) 547-6272
Web site: www.baltimoreorioles.com



Owner: Peter Angelos
Executive VP, Baseball Operations: Dan Duquette
Director, Player Development: Brian Graham
Director, Pitching Development: Rick Peterson
Director, Scouting: Gary Rajsich

Farm System

Class AAA: Norfolk Tides, International League
Class AA: Bowie Baysox, Eastern League
Class A Advanced: Frederick Keys, Carolina League
Class A: Delmarva Shorebirds, South Atlantic League
Short A: Aberdeen IronBirds, New York-Penn League
Rookie: GCL Orioles, Gulf Coast League;
 DSL Orioles1, DSL Orioles2, Dominican League

TOP 10 PROSPECTS AS SELECTED BY BASEBALL AMERICA

Player	Position	2014 Club(s)
1. Dylan Bundy	rhp	Aberdeen, Frederick
2. Hunter Harvey	rhp	Delmarva
3. Christian Walker	1b	Bowie, Norfolk
4. Chance Sisco	c	Delmarva
5. Dariel Avarez	of	Bowie, Norfolk
6. Zach Davies	rhp	Bowie
7. Tim Berry	lhp	Bowie
8. Mike Wright	rhp	Norfolk
9. Mike Yastrzemski	of	Delmarva, Frederick, Bowie
10. Jomar Reyes	3b	GCL Orioles



LYNCHBURG HILLCATS

CONTACT INFORMATION

Stadium Address: 3180 Fort Avenue; Lynchburg, VA 24501

Mailing Address: P.O. Box 10213; Lynchburg, VA 24506-0213

Telephone: (434) 528-1144

Fax: (434) 846-0768

Email: info@lynchburg-hillcats.com

Website: www.lynchburg-hillcats.com

Media Contact: Kyle West

Press Box Phone: (434) 528-1144

Visiting Club Hotel: Microtel Inn & Suites by Wyndham; 5704 Seminole Avenue, Lynchburg, VA 24502

Visiting Club Hotel Phone: (434) 239-2300

OWNERSHIP & FRONT OFFICE

Operated by: Lynchburg Baseball Corp.

President: Paul Sunwall

General Manager: Ronnie Roberts

Director of Sales: Darren Johnson

Director of Broadcasting: Kyle West

Director of Food and Beverage: Zach Willis

Director of Group Sales: Josh Duffy

Director of Ticketing: John Hutt

Director of Promotions: Ashley Stephenson

Office Manager: Diane Tucker

FIELD STAFF

Manager: Mark Budzinski

Pitching Coach: Tony Arnold

Hitting Coach: TBD

Strength and Conditioning Coach: Scott Nealon

Trainer: Bobby Ruiz

Clubhouse Manager: John Hutt



LYNCHBURG HILLCATS

PRESIDENT



Paul Sunwall
President

On January 7, 2014 Paul Sunwall was elected President of Lynchburg Baseball Corp, succeeding Rex Angel who passed away in December, 2013. Paul enters his 36th year in baseball and spent 27 seasons as Hillcats GM, making him the most tenured front office member in the CL. Paul was honored as the CL Executive of the Year in 1995 and 2009.

Originally from Iowa, Paul is a graduate of Southwest Minnesota State University (1975) with a degree in business administration. Paul enjoys playing golf and tennis. He served in the US Air Force from 1968-72 and is past-president of the Lynchburg Kiwanis Club.

Paul and his wife Barbara have two sons, Anders and Adam.

GENERAL MANAGER




Ronnie Roberts
General Manager

Ronnie Roberts was Assistant General Manager of the Hillcats for 22 years before being promoted to General Manager in December, 2014. He is entering his 25th year in Minor League Baseball, all with the Lynchburg Baseball Corp.

Roberts is a native of Bahama, NC and 1971 graduate of Methodist College (now Methodist University). He served six years in the US Marine Corps Reserves and was in the banking and insurance business in Roxboro, NC before moving to Lynchburg in 1991 to work for the Lynchburg Red Sox.

THE MANAGER



Mark Budzinski
Manager (1st yr)

Mark Budzinski comes to Lynchburg after leading the Class A Lake County Captains to the Midwest League Championship Series last year. Budzinski's squad nailed down the playoff spot with a strong finish, posting a 38-31 record in the second half of the regular season, then swept South Bend and Fort Wayne in the first two rounds of the playoffs to advance to the Championship Series before falling to the Kane County Cougars in three games. After playing at the University of Richmond, Budzinski was selected by Cleveland in the 21st round of the 1995 Draft. Budzinski played professionally for 11 seasons, and spent the 1997 campaign in the Carolina League as an outfielder for the Kinston Indians. After spending time in the Indians, Cubs and Brewers systems, Budzinski made his Major League debut with the Cincinnati Reds on Aug. 3, 2003. He appeared in four games before returning to Triple-A.



LYNCHBURG HILLCATS

STADIUM & TICKET INFORMATION

Name: Lynchburg City Stadium

Year Built: 1939 / 2004

Capacity: 4,000

Dimensions: LF-325 CF-390

RF-325

Ticket Office Phone:

(434) 528-1144

Ticket Office Hours: M-F 9-5

and one hour prior to game time.

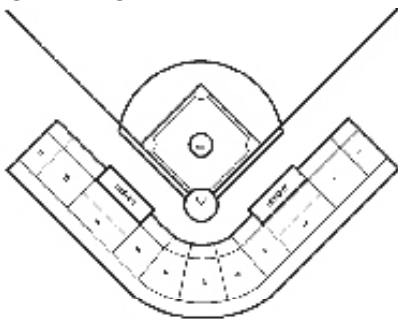
Individual Game Prices:

Reserved: \$10 adult, \$8 children

(5-14), \$8 seniors (60+), GA: \$9

adult, \$7 children (5-14), \$7 seniors

Directions: US 29 South to Exit 4. US 29 North to Exit 6. Follow signs.



MEDIA INFORMATION

Flagship Radio Station: ESPN Radio 93.3 FM & 1320 AM

Station Phone: (434) 534-6100

Radio Announcer: Kyle West

No. Games Broadcast: All

Webcast Info: www.lynchburg-hillcats.com

Newspaper: *The Lynchburg News and Advance*

Beat Writer: Damien Sordelett

Phone: (434) 385-5500

Fax: (434) 385-5538

Press Box Staff:

Official Scorers: Malcolm Haley, Chuck Young

PA Announcer: Chuck Young

TEAM INFORMATION

Years In Carolina League: 50

Division: Northern

Retired Numbers: Jim Bibby (26)

2014 Record:

First Half: 34-36 (2nd in North) **Second Half:** 34-35 (2nd in North)

Overall: 68-71

Northern Division Playoffs: Lost to Potomac 2-0

FORMER STANDOUTS

ACTIVE

	CL Yr(s)	2014 Major League Club/Highlights
Aramis Ramirez	1997	Mil .285/ 141 H/ 66 RBI
Jose Bautista	2003	Tor .286/ 35 HR/ 103 RBI/ 158 H
Andrelton Simmons	2011-12	Atl .244 / 46 RBI/ 132 H
Evan Gattis	2012	Atl .263 AVG / 22 HR / 52 RBI

FORMER MAJOR LEAGUERS

Darryl Strawberry	1981	NYM, LAD, SF, NYY (1983-99)
Dwight Gooden	1983	NYM, NYY, Cle, Hou, TB (1984-00)
Rick Aguilera	1984	NYM, Min, Bos, ChiC (1985-00)
Randy Myers	1984	NYM, Cin, SD, ChiC, Bal, Tor (1985-98)
Kevin Mitchell	1982	NYM, SD, SF, Sea, Cin, Bos, Cle, Oak(1984-98)
John Valentin	1989	Bos, NYY (1992-2002)
Lenny Dykstra	1983	NYM, Phi (1985-96)
Jeff Reardon	1977	NYM, Mon, Min, Bos, Atl, Cin, NYY (1979-84)
Wally Backman	1978	NYM, Pit, Phi, Sea (1980-93)
Trot Nixon	1994	Bos, Cle, NYM (1996-2008)
Jose Guillen	1996	Pit, Ari, TB, Cin, Oak, Ana, Was, Sea, KC, SF (1997-2010)

* Led League



LYNCHBURG HILLCATS

CLUB RECORDS

Batting: .370 – Jim Negrych, 2008
Hits: 188 – Lenny Dykstra, 1983
Doubles: 52 – Joseph Terdoslavich, 2011
Triples: 16 – Frank Grundler, 1974
Home Runs: 30 – Randy Bass, 1974
Total Bases: 264 – Lenny Dykstra, 1983
Runs Batted In: 114 – Aramis Ramirez, 1997
Stolen Bases: 105 – Lenny Dykstra, 1983
Wins: 19 – Dwight Gooden, 1983
Losses: 15 – Andy Bausher, 1999
Strikeouts: 300 – Dwight Gooden, 1983
Walks: 121 – Bobby Buford, 1975
Innings Pitched: 220 – James Koering, 1970
Earned Run Average: 1.69 – Kyle Hartshorn, 1985
Saves: 32 – Cory Bailey, 1992

2014 LEADERS

Batting: 266--Kevin Ahrens
Hits: 127--Kevin Ahrens
Doubles: 41--Kevin Ahrens
Triples: 8--Jose Peraza
Home Runs: 11--Will Skinner
Total Bases: 191--Kevin Ahrens
Runs Batted In: 65--Kevin Ahrens
Stolen Bases: 35--Jose Peraza
Wins: 8--Jarrett Miller, Lucas Sims
Losses: 11--Lucas Sims
Strikeouts: 127--Jarrett Miller
Walks: 57--Lucas Sims
Innings Pitched: 156.2--Lucas Sims
Earned Run Average: 4.04--Jarrett Miller
Saves: 16--Alex Wilson

AFFILIATE INFORMATION

Major League Affiliate: Cleveland Indians
First Year of Affiliation: 2015
Address: 2401 Ontario Street; Cleveland, OH 44115
Phone: (216) 420-4200
Fax: (216) 420-4396
Web site: www.clevelandindians.com
Owner: Lawrence J. Dolan
CEO: Paul J. Dolan
President: Mark Shapiro
Exec. V.P. & General Manager: Chris Antonetti
Senior Director, Scouting Operations : John Mirabella
Vice President, Player Personnel: Ross Atkins
Director, Baseball Ops - Player Personnel: Derek Falvey
Director of Baseball Administration: Wendy Hoppel
Farm System:



Class AAA: Columbus Clippers, International League
Class AA: Akron RubberDucks Eastern League
Class A Advanced: Lynchburg Hillcats, Carolina League
Class A: Lake County Captains, Midwest League
Short A: Mahoning Valley Scrappers, New York-Penn League
Rookie: AZL Indians, Arizona League;
 DSL Indians, Dominican Summer League

TOP 10 PROSPECTS AS SELECTED BY BASEBALL AMERICA

Player	Position	2014 Club(s)
1. Francisco Lindor	ss	Akron, Columbus
2. Bradley Zimmer	of	Mahoning Valley, Lake County
3. Clint Frazier	of	Lake County
4. Justus Sheffield	lhp	AZL Indians
5. Mike Papi	of/1b	Mahoning Valley, Lake County
6. Tyler Naquin	of	Akron
7. Francisco Mejia	c	Mahoning Valley
8. Erik Gonzalez	ss	Carolina, Akron
9. Bobby Bradley	1b	AZL Indians
10. Cody Anderson	rhp	Akron



MYRTLE BEACH PELICANS

CONTACT INFORMATION

Stadium Address: 1251 21st Avenue North, Myrtle Beach, SC 29577

Mailing Address: Same

Telephone: (843) 918-6002

Fax: (843) 918-6001

Email: info@myrtlebeachpelicans.com

Website: www.myrtlebeachpelicans.com

Media Contact: Nathan Barnett

Press Box Phone: (843) 918-6052

Visiting Club Hotel: Courtyard Myrtle Beach at Barefoot Landing; 1000 Commons Blvd., Myrtle Beach, SC 29572

Visiting Club Hotel Phone: (843) 361-1730

OWNERSHIP & FRONT OFFICE

Operated by: Myrtle Beach Pelicans, LP

Chairman & Managing Partner: Chuck Greenberg

President/General Manager: Andy Milovich

Assistant GM/Sales: Zach Brockman

VP of Business Development: Ryan Moore

Senior Director of Business Development: Guy Schuman

Senior Director of Finance: Anne Frost

Senior Director of Community Development: Jen Borowski

Senior Director of Marketing: Kristin Call

Media Relations Manager/Broadcaster: Nathan Barnett

In-Game Entertainment/Video Production Manager: Kyle Guertin

Facility Operations Manager: Mike Snow

Sports Turf Manager: Corey Russell

Assistant Sports Turf Manager: Kevin Schmidt

Director of Food and Beverage: Brad Leiningner

Merchandise Manager: Dan Bailey

Box Office Manager: Shannon Samanka

Corporate Sales Manager: Katelyn Guild

Group Sales Manager: Justin Bennett

Account Executives: Gandy Henry, Todd Chapman

Administrative Assistant: Beth Freitas

FIELD STAFF

Manager: Mark Johnson

Hitting Coach: Mariano Duncan

Pitching Coach: David Rosario

Assistant Coach: Chris Gutierrez

Trainer: Peter Fagan

Clubhouse Manager: Stan Hunter

Visiting Clubhouse Manager: TBD



MYRTLE BEACH PELICANS

REPRESENTING OWNERSHIP



Chuck Greenberg
Managing Partner

Chuck Greenberg is the head of Myrtle Beach Pelicans LP, the ownership group that purchased the Myrtle Beach Pelicans Baseball Club in 2006. Chuck also owns Greenberg Sports Group (GSG), which operates the Pelicans on behalf of Myrtle Beach Pelicans LP. GSG also operates the State College Spikes, the Short-Season Class A New York-Penn League affiliate of the St. Louis Cardinals and the Frisco RoughRiders, the Double-A affiliate of the Texas Rangers.

The 52-year-old Pittsburgh native also is of counsel in the Pittsburgh-based law firm Reed Smith LLP. From 1998 until June 2010, he was a Partner at Pepper Hamilton LLP, where he headed the firm's sports practice and was a member of its Executive Committee.

GENERAL MANAGER



Andy Milovich
President/General
Manager

Andy Milovich was officially introduced as the Pelicans' Vice President and General Manager on December 22, 2012, joined the team in January 2013 and was promoted to President and General Manager in February 2015. The 45-year-old Milovich was most recently Executive Vice President of Palisades Baseball, which owns and operates the Class-A West Virginia Power. His 19-year tenure with the company included stints as the top executive of the Erie (Pa.) SeaWolves from 1997-98, the Mahoning Valley (OH) Scrappers from 1999-2004, and the Power since 2005.

Milovich's career highlights include being named the 1997 Sporting News Minor League Executive of the Year and 2000 New York-Penn League Executive of the Year, while his 1999 Mahoning Valley club was awarded the prestigious John H. Johnson President's Trophy for overall franchise excellence in Minor League Baseball. Andy has also been instrumental in launching new ballparks in Erie (1994), Mahoning Valley (1999) and West Virginia (2005).

A native of South Bend, Indiana, Andy holds degrees in both Business Administration and Sports Management from Valparaiso University and a Master's Degree in Sport Management from the University of Georgia.

Andy and his wife, Cher, have been married for seven years and the couple has two daughters, Addison Eileen and Dylan Stone.

THE MANAGER



Mark Johnson
Manager (1st yr)

Mark Johnson, 39, spent the last two seasons as the manager at Class-A Kane County, where he led the Cougars last season to a minor league best 91-49 record and a Midwest League championship after sweeping through the playoffs with a 7-0 record. He was named *Baseball America's* Minor League Manager of the Year and Midwest League Manager of the Year for his efforts.

Johnson began his managerial career in 2011 with Class A-Short Season Boise, taking the Hawks to back-to-back postseason appearances, their first playoff berths since 2006.

In his four seasons as a manager, Johnson has taken his team to the playoffs three times.

Johnson retired as a player in 2010 after a 17-year professional playing career. He played in parts of eight major league seasons with four clubs: the Chicago White Sox, Oakland Athletics, Milwaukee Brewers, and St. Louis Cardinals. In 332 big league games, Johnson hit .218 with 16 home runs, and knocked in 83 runs. The White Sox first round pick from 1994 has Carolina League playing experience with Prince William in 1996 and Winston-Salem in 1997. He also played in the Cubs system for Triple-A Iowa (2005, 2009-2010). Originally from Wheat Ridge, Colorado, Johnson makes his offseason home in Perry, Georgia.



MYRTLE BEACH PELICANS

STADIUM & TICKET INFORMATION

Name: TicketReturn.Com Field
at Pelicans Ballpark

Year Built: 1999

Capacity: 5,200

Dimensions: LF- 308

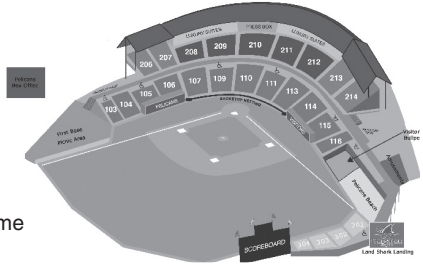
CF-400 RF-328

Ticket Office Phone: (843)
918-6000 or (877) 918-TIXX
(8499)

Ticket Office Hours: M-S game
days 10 am – end of game;
Sun. game days noon- end of game;
M-F non-game days 10 am – 5 pm;
Sat. non-game day 10 am – 2 pm;
Sun. non-game closed

Ticket Prices: \$13.00, \$11.00 and \$9.00 advanced; \$2.00 charge for
each ticket when bought on gameday

Directions: Highway 17 (Bypass or Business) to 21st Avenue North;
Stadium is located at 21st Avenue North & Grissom Parkway
across from Broadway at the Beach



MEDIA INFORMATION

Flagship Radio Station: 1450 WRNN-AM ESPN Myrtle Beach

Station Phone: (843) 448-1041

Radio Announcer: Nathan Barnett and Mason Robinson

No. Games Broadcast: 140

Webcast Info: www.myrtlebeachpelicans.com and TuneIn Radio App

Newspaper: *The Sun News*

Beat writer: Max McKinnon

Phone: (843) 626-0371

Fax: (843) 626-0356

Official Scorer: Steve Walsh

PA Announcer: TBD

Twitter: Twitter.com/pelicanbaseball

Facebook: Facebook.com/myrtlebeachpelicans

TEAM INFORMATION

Years In Carolina League: 17 **Division:** Southern

2014 Record:

First Half: 44-24 (1st in South) **Second Half:** 38-32 (1st in South)

Overall: 82-56

Southern Division Playoffs: beat Salem, 2-1

Mills Cup Championship Series: lost to Potomac, 3-1

FORMER STANDOUTS

ACTIVE

CL Yr(s) 2014 Major League Club/Highlights

Adam LaRoche	2001-02	Was	.259/ 128 H/ 26 HR/ 92 RBI
Adam Wainwright	2002	StL	20-9/ 2.38 ERA/ 227.0 IP/ 179 Ks
Jeff Francoeur	2004	SD	10 GP/24 AB/2H
Brian McCann	2004	NYN	.256/ 23 HR/ 75 RBI
Jason Heyward	2008-09	Atl	.271/ 155 H/ 11 HR/ 58 RBI
Elvis Andrus	2007	Tex	.263/ 163 H/ 41 RBI
Matt Harrison	2006	Tex	4 GP/ 17.1 IP/10 K

* Led League

CLUB RECORDS

Batting: .326 – Marcus Giles, 1999
Hits: 162 – Marcus Giles, 1999
Doubles: 47 – Ernesto Mejia, 2008
Triples: 13 – Jason Ross, 1999
Home Runs: 32 – Cody Johnson, 2009
Total Bases: 262 – Ernesto Mejia, 2008
Runs Batted In: 93 – Ernesto Mejia, 2008
Stolen Bases: 45, Chris Garia, 2014
Wins: 17 – Christian Parra, 2000
Losses: 12- Jairo Cuevas, 2007; Richard Sullivan 2009; Wilfredo Boscan 2011
Strikeouts: 167 – Adam Wainwright, 2002
Walks: 90–Victor Payano, 2014
Innings Pitched: 182.2 – Chris Waters, 2002
Earned Run Average: 1.72 – Bubba Nelson, 2002
Saves: 26 – Kevin Barry, 2002

2014 LEADERS

Batting: .292--Nick Williams
Hits: 124--Christopher Bostick
Doubles: 33--Preston Beck
Triples: 11--Chris Garia
Home Runs: 21--Joey Gallo
Total Bases: 204--Christopher Bostick
Runs Batted In: 77--Preston Beck
Stolen Bases: 45--Chris Garia
Wins: 10--Andrew Faulkner, Luis Parra
Losses: 8--Victor Payano
Strikeouts: 100--Andrew Faulkner
Walks: 90--Victor Payano
Innings Pitched: 137.2--Luis Parra
Earned Run Average: 3.37--Sam Wolff
Saves: 14--Jose Leclerc

AFFILIATE INFORMATION

Major League Affiliate: Chicago Cubs
First Year of Affiliation: 2015
Address: 1060 W Addison St., Chicago, IL 60613
Phone: (773) 404-2827
Website: www.chicagocubs.com



President, Baseball Operations: Theo Epstein
Executive VP, General Manager: Jed Hoyer
Director, Baseball Operations: Scott Harris
Special Assistant to the GM, Player Development: Anthony Iapoce

Farm System:

Class AAA: Iowa Cubs, Pacific Coast League
Class AA: Tennessee Smokies, Southern League
Class A Advanced: Myrtle Beach Pelicans, Carolina League
Class A: South Bend Cubs, Midwest League
Rookie: Eugene Emeralds, Northern League
Rookie: AZL Cubs, Arizona League;
 DSL Cubs, Dominican Summer League

TOP 10 PROSPECTS AS SELECTED BY BASEBALL AMERICA

Player	Position	2014 Club(s)
1. Kris Bryant	3b	Tennessee, Iowa
2. Addison Russell	ss	Stockton, Tennessee, Midland
3. Jorge Soler	of	AZL Cubs, Tennessee, Iowa
4. Kyle Schwarber	c/of	Boise, Kane County, Daytona
5. C.J. Edwards	rhp	AZL Cubs, Tennessee
6. Billy McKinney	of	Stockton, Daytona
7. Albert Almora	of	Daytona, Tennessee
8. Gleyber Torres	ss	AZL Cubs, Boise
9. Pierce Johnson	rhp	Kane County, Tennessee
10. Duane Underwood	rhp	Kane County



**POTOMAC
NATIONALS**

CONTACT INFORMATION

Stadium Address: 7 County Complex Court; Woodbridge, VA 22192

Mailing Address: P.O. Box 2148; Woodbridge, VA 22195

Telephone: (703) 590-2311

Fax: (703) 590-5716

Email: info@potomacnationals.com

Website: www.potomacnationals.com

Media Contact: Bryan Holland

Press Box Phone: (703) 586-6622

Visiting Club Hotel: Country Inn & Suites; 2621 Prince William Parkway; Woodbridge, VA 22192

Visiting Club Hotel Phone: (703) 492-6868

OWNERSHIP & FRONT OFFICE

Operated by: Potomac Baseball, LLC

Chairman/CEO: Art Silber

President/COO: Lani Silber Weiss

Executive Vice President/General Manager: Josh Olerud

General Manager of Operations: Zach Prehn

Business Operations Manager: Shawna Hooke

Director of Ticket Operations: Brett Adams

Director of Group Sales: Andrew Stinson

Group Sales Executives: Julie Goldberg, Jacob Martinez

Director of Media Relations/Broadcaster: Bryan Holland

Director of Graphic Design: Alexis Deegan

Director of Food and Beverage: Aaron Johnson

Director of Stadium Operations: Arthur Bouvier

Director of Community Relations/Corp. Sales Executive: Ricky Goykin

FIELD STAFF

Manager: Tripp Keister

Pitching Coach: Franklin Bravo

Hitting Coach: Brian Rupp

Strength & Conditioning Coach: Mike Warren

Head Athletic Trainer: T.D. Swinford

Clubhouse Manager: Justin Clift



POTOMAC NATIONALS

REPRESENTING OWNERSHIP



Art Silber
Principal Owner

Art Silber grew up in Brooklyn, where he was born in 1940. His link to baseball began in the 50s, when he lived a block away from the old Ebbetts Field, home of the Dodgers.

His boyhood idol was Jackie Robinson, and Art used to walk Robinson through the player's entrance. A graduate of Franklin and Marshall College in 1962, Art spent 33 years in the financial business. He retired at 55 as President/CEO of Sterling Bank in Baltimore. He currently lives in Palm Beach Gardens, FL.

PRESIDENT



Lani Silber Weiss
President

Lani Silber Weiss is entering her 18th season with the Potomac Nationals. A native of Lancaster, Pennsylvania, Weiss graduated from Broadneck Senior High School in Annapolis, Maryland before going on to earn her bachelor's degree from Boston University and her master's degree from the University of Illinois. Weiss and her husband, Matt, have a nine-year-old son, Jamie.

GENERAL MANAGER



Josh Olerud
VP/General Manager

Josh Olerud earned the 2013 Calvin Falwell Executive of the Year Award after overseeing a Potomac Nationals operation that yielded a franchise record for single-season attendance. Originally from Bloomington Minn., Josh joined Potomac from the Rockford RiverHawks of the Independent Northern League, where he was the General Manager and VP of Sales from 2004-2010.

Josh graduated from Minnesota State University at Mankato with a degree in Sports Management and an emphasis in Marketing.

After graduation, Josh followed his interest in sports by becoming Marketing Director for the Center for Athletic Performance. Soon, he joined the RiverHawks, who were at the time in the Frontier League. His highlights with the RiverHawks included a Frontier League Championship in 2004, opening a new stadium in 2006, hosting the All-Star game in 2009, and leading the team in their transition from the Frontier League to the Northern League in 2010.

THE MANAGER



Tripp Keister
Manager (2nd yr)

Tripp Keister, 44, joined the P-Nats in 2014 and led the team to their third Mills Cup championship in seven years after guiding the Hagerstown Suns to the 2013 South Atlantic League Championship Series. He began his managerial career with the GCL Nationals in 2012, after serving as Head Baseball Coach and Associate Athletic Director at Wesley College from 2006-2011, where he earned a Conference Coach of the Year Award and led the team to a school record 30 wins in 2007. Keister was selected in the 33rd round of the 1992 Major League Baseball Amateur Draft by the New York Mets and played four minor league seasons.



POTOMAC NATIONALS

STADIUM & TICKET INFORMATION

Name: G. Richard Pfitzner Stadium

Year Built: 1984

Capacity: 6,000

Dimensions: LF-315

CF-400 RF-315

Ticket Office Phone:

(703) 590-2311, extension 215

Ticket Office Hours: M-F 9-5.

Sat game days opens at 12:00.

Sun game days opens at 10:00.

Individual Game Prices: \$16,

\$14, \$12, \$9. \$1 off for Youth aged 3-12 in Reserved Seating, 6-12 in GA;

\$1 off for Seniors and Military members; free ticket for Youth newborn-5.

Directions: From I-95 exit 158-B (Prince William Parkway). Continue 5 miles, right onto County Complex Court. From I-66, exit 53 (Rte 28 South).

Left on Liberia Avenue, left onto Prince William Parkway East, left onto County Complex Court.



MEDIA INFORMATION

Flagship Radio Station: None

Radio Announcer: Bryan Holland

Webcast Info: www.potomacnationals.com

Newspaper: *Prince William Today*

Beat Writer: Dave Fawcett

Phone: (571) 330-1029

Fax: Unavailable

Email: dfawcett@princewilliamtoday.com

Official Scorer: David Vincent/Ben Trittipoe

Twitter: @PNats42

Facebook: Potomac Nationals

TEAM INFORMATION

Years In Carolina League: 38

Division: Northern

2014 Record:

First Half: 38-31 (1st in North) **Second Half:** 40-27 (1st in North)

Overall: 78-58

Northern Division Playoffs: beat Lynchburg, 2-0

Mills Cup Championship Series: beat Myrtle Beach, 3-1

FORMER STANDOUTS

ACTIVE

Player	CL Yr(s)	2014 Major League Club/Highlights
Albert Pujols	2000	LAA .272/ 172 H/ 28 HR/ 105 RBI/89 R
Joey Votto	2004	Cin 62 GP/ .255/ 56 H/ 6 HR/ 23 RBI

FORMER MAJOR LEAGUERS

Jose Jimenez	1997	StL, Col, Cle (1986-2004)
Bernie Williams	1988	NYN (1991-06)
J.T. Snow	1990	Cal, SF, Bos (1992-2006)
Barry Bonds	1985	Pit, SF (1987-07)
Bobby Bonilla	1983-85	ChW,Pit, Bal, NYM, Fla, Atl, StL (1986-2001)
Jorge Posada	1993	NYN (1995-2011)
Magglio Ordonez	1995	CWS, Det (1997-2011)
Mike Cameron	1994	ChW, Cin, Sea, NYM, SD, Mil, Bos, Fla (1995-2011)
Adam Kennedy	1997-98	StL, Ana, LAA, StL, Oak, Was, Sea, LAD (1999-2012)
Andy Pettitte	1993	NYN, Hou, NYN (1995-2013)

* Led League



POTOMAC NATIONALS

CLUB RECORDS

Batting: .335 – Bernie Williams, 1988
Hits: 173 – Frank Diaz, 2005
Doubles: 45 – Frank Diaz, 2005
Triples: 17 – Mike Cameron, 1994
Home Runs: 31 – Tyler Moore, 2010
Total Bases: 277 – Tyler Moore, 2010
Runs Batted In: 113 – Troy Farnsworth, 2000
Stolen Bases: 109 – Esix Sneed, 2000
Wins: 16 – Frank Seminara, 1990
Losses: 15 – Brian Woods, 1995
Strikeouts: 181 – Rick Ankiel, 1998
Walks: 112 – Bryan Clark, 1979
Innings Pitched: 189 – Jason Pierson, 1994
Earned Run Average: 1.82 – Orlando Lind, 1985
Saves: 36 – Armando Almanza, 1997

2014 LEADERS

Batting: .307--Tony Renda
Hits: 127--Tony Renda
Doubles: 26--Randolph Oduber, Shawn Pleffner
Triples: 5--Khayyan Norfolk, Randolph Oduber
Home Runs: 16--Oscar Tejada
Total Bases: 177--Randolph Oduber
Runs Batted In: 65--Oscar Tejada
Stolen Bases: 27--Steohen Perez
Wins: 9--Matthew Spann
Losses: 9--Ian Dickson
Strikeouts: 100--Ian Dickson
Walks: 47--Ian Dickson
Innings Pitched: 128.2--Dakota Bacus
Earned Run Average: 4.37--Ian Dickson
Saves: 15--Gilberto Mendez

AFFILIATE INFORMATION

Major League Affiliate: Washington Nationals

First Year Of Affiliation: 2005

Address:

Nationals Park
 1500 South Capitol Street, SE
 Washington, DC 20003-1507

Phone: (202) 675-6287

Fax: (202) 640-7999

Website: www.washingtonnationals.com

Managing Principal Owner: Theodore M. Lerner

President Baseball Operations/General Manager: Mike Rizzo

V.P. Player Personnel: Bob Boone

Asst. GM & V.P., Player Development: Doug Harris

Asst. GM & Director, Baseball Operations: Adam Cromie



Farm System

Class AAA: Syracuse Chiefs, International League

Class AA: Harrisburg Senators, Eastern League

Class A Advanced: Potomac Nationals, Carolina League

Class A: Hagerstown Suns, South Atlantic League

Short Season A: Auburn Doubledays, NY-Penn League

Rookie: Gulf Coast Nationals, Gulf Coast League;

DSL Nationals, Dominican Summer League

TOP 10 PROSPECTS AS SELECTED BY BASEBALL AMERICA

Player	Position	2014 Club(s)
1. Lucas Giolito	rhp	Hagerstown
2. Michael Taylor	of	Harrisburg, Syracuse
3. Reynaldo Lopez	rhp	Auburn, Hagerstown
4. Erick Fedde	rhp	DNP (injured)
5. Steven Souza	of	Hagerstown, Potomac, Syracuse, Washington
6. A.J. Cole	rhp	Harrisburg, Syracuse
7. Wilmer Difo	ss/2b	Hagerstown
8. Drew Ward	3b	Hagerstown
9. Brian Goodwin	of	Syracuse
10. Nick Pivetta	rhp	Hagerstown



**SALEM
RED SOX**

CONTACT INFORMATION

Stadium Address: 1004 Texas Street; Salem, VA 24153

Mailing Address: P.O. Box 842; Salem, VA 24153

Telephone: (540) 389-3333

Fax: (540) 389-9710

Email: info@salemsox.com

Website: www.salemsox.com

Media Contact: Kevin Burke

Press Box Phone: (540) 389-3333 ext. 124

Visiting Club Hotel: Comfort Inn Airport; 5070 Valley View Rd; Roanoke, VA 24012

Visiting Club Hotel Phone: (540) 527-2020

OWNERSHIP & FRONT OFFICE

Operated By: Carolina Baseball, LLC / Fenway Sports Group (FSG)

President: Sam Kennedy

General Manager: Ryan Shelton

Vice President/Operations: Tim Anderson

Vice President/Assistant GM: Allen Lawrence

Director of Corporate Sponsorships: Steven Elovich

Director of Broadcasting and Media Relations: Kevin Burke

Director of Sales & Service: Nathan Blum

Head Groundskeeper: Ross Groenevelt

Facilities Manager: Matt Bird

Food and Beverage Manager: Patrick Pelletier

Ticket Operations & Retention Manager: Dustin Davis

Marketing & Promotions Manager: Samantha Barney

Account Executives: Casey Eliff, Keegan Moody, Andy Leisen, Glen Medcalf

Community Relations: Chelsea Booth

Marketing & Promotions Assistant: Lindsey Schmidt

Food and Beverage Assistant: Denise Picard

Inside Sales Representatives: Adam Freedman, HJ Adams

FIELD STAFF

Manager: Carlos Febles

Pitching Coach: Paul Abbott

Hitting Coach: Joe Nunnally

Trainer: David Herrera

Clubhouse Manager: Lynn "Chipper" Cripps

Visiting Clubhouse Manager: TBD



SALEM RED SOX

REPRESENTING OWNERSHIP



Sam Kennedy
President

Along with his duties as President of the Salem Red Sox, Sam Kennedy serves in the dual capacity of Chief Operating Officer of the Boston Red Sox and President of Fenway Sports Group (FSG). Kennedy oversees corporate sponsorship, ticketing, broadcasting, marketing, Fenway Enterprises and client services. Fenway Sports Group (FSG) is a wholly-owned subsidiary of New England Sports Ventures, the parent company of both the Red Sox and the New England Sports Network (NESN).

Kennedy joined the Red Sox in 2002 after five seasons with the San Diego Padres, where he tripled sponsorship revenues and played a key role in the sales and marketing strategy for the Padres' new downtown ballpark, Petco Park. A graduate of Trinity College, he was raised in Brookline, Mass. and now resides in Wellesley, Mass. with his wife, Amanda, and their two children.

GENERAL MANAGER



Ryan Shelton
General Manager

Ryan Shelton is entering his second full season as General Manager of the Salem Red Sox. Shelton has an established history of success working with multiple teams within Minor League sports. After starting his career with the Florida Marlins as an Inside Sales Representative, his Minor League experience began with the Augusta Lynx (ECHL) as an Account Executive. He quickly rose to leadership positions as the Season Ticket Manager with the South Carolina Stingrays (ECHL) before serving as the Senior Director of Ticket Sales for the Manchester Monarchs (AHL) in charge of all aspects of ticket sales. Shelton was named Vice President of Ticketing in Salem in April, 2013. After just five months, he oversaw

significant growth in many areas of the business and was promoted to General Manager in August of 2013.

In 2014, his first full season at the helm, Shelton's staff achieved unprecedented success, reaching organizational highs in ticket revenue, overall revenue and number of sell-out games, while instituting a number of community outreach programs and establishing strong relationships with fans, community leaders and local media throughout the Roanoke Valley.

THE MANAGER



Carlos Febles
Manager (2nd yr)

Carlos Febles enters his second season as Salem Red Sox Manager after leading the team to a 68-68 record and a spot in the 2014 Mills Cup playoffs. Febles came to Salem in 2014 after two seasons as Manager of the low-A Greenville Drive.

Febles made his managerial debut in 2011 with the Red Sox' short-season Class-A affiliate, the Lowell Spinners. Under his guidance, the Spinners batters led the New York-Penn League in home runs (55), and ranked among the league's top teams in Triples (T-6th, 18), Stolen Bases (7th, 82), and Slugging Percentage (4th, .374). The Lowell pitching staff allowed the third fewest hits (584) in the league, and struck out the fifth most batters (546). Previously, he served as the hitting coach for the Salem Red Sox (2009-10) and Lancaster JetHawks (2008), after making his professional coaching debut with Lowell in 2007. Febles' led the JetHawks to California League-best marks in Batting (.285), Hits (1,423) and Home Runs (154) in 2008.

A former second baseman, Febles spent six seasons with the Kansas City Royals from 1998 to 2003, batting .250 with 24 home runs and 146 RBI. As a rookie in 1999, he set career-highs in homers (10), RBI (53), and stolen bases (20). The Dominican Republic native led all American League rookies with nine triples that season, while ranking in OBP (2nd, .336), walks (2nd, 47), stolen bases (T-2nd) and runs (3rd, 71). Febles played his final professional season in 2004 for the Red Sox organization with Pawtucket.



SALEM RED SOX

STADIUM & TICKET INFORMATION

Name: LewisGale Field at Salem Memorial Ballpark

Year Built: 1995

Capacity: 6,415

Dimensions: LF-325

CF-401 RF-325

Ticket Office Phone:

(540) 389-3333

Ticket Office Hours: M-F 9-5


Individual Game Prices: \$13,

\$11, \$9

Directions: Jim Taliaferro

Sports & Entertainment Com-

plex, two miles off I-81 near downtown Salem



MEDIA INFORMATION

Flagship Radio Station: WFIR 960 AM

Radio Announcer: Kevin Burke

No. Games Broadcast: All

Newspaper: *The Roanoke Times*

Salem Times-Register

Beat Writer: Aaron McFarling

Brian Hoffman

Phone: (540) 981-3221

(540) 389-9355

Fax: (540) 981-3392

(540) 389-2930

Official Scorer: Billy Wells

PA Announcer: Travis Jenkins

TEAM INFORMATION

Years In Carolina League: 47

Division: Southern

Retired Numbers: Alfredo Edmead (7), Doug Million (32)

2014 Record:

First Half: 33-35 (2nd in South) **Second Half:** 35-33 (2nd in South)

Overall: 68-68

Southern Division Playoffs: lost to Myrtle Beach, 2-1

FORMER STANDOUTS

ACTIVE

CL Yr(s) 2014 Major League Club/Highlights

Jamey Wright	1995	LAD	5-4/ 70.1 IP/ 54 K
Juan Uribe	2000	LAD	.311/ 120 H/ 54 RBI
Hunter Pence	2005	SF	.277/ 180 H/ 20 HR/ 74 RBI
Matt Holliday	2000-01	StL	.272/ 20 HR/ 90 RBI/ 156 H
Anthony Rizzo	2009-10	ChC	.286/ 78 RBI/32 HR/ 150 H

FORMER MAJOR LEAGUERS

Miguel Dilone	1974	Pit, Oak, ChiC, Cle, ChiW, Mtl, SD (1974-85)
Art Howe	1971	Pit, Hou, StL (1974-85)
Dave Parker	1972	Pit, Cin, Mil, Oak, Cal, Tor (1973-91)
Tony Pena	1977	Pit, StL, Bos, Cle, Hou (1980-97)
Kent Tekulve	1970	Pit, Phi, Cin (1974-89)
Ed Whitson	1976	Pit, SF, Cle, SD, NYY (1977-91)
Mitch Williams	1985	Tex, ChiC, Phi, Hou, Cal, KC (1986-97)
Richie Zisk	1967	Pit, Chi, Tx, Sea (1971-83)
Ben Petrick	1997	Col, Det (1999-03)
Tony Womack	1993	Pit, Ari, Col, ChiC, StL, NYY, Cin (1993-06)
Moises Alou	1989	Pit, Mtl, Fla, Hou, ChiC, SF, NYM (1990-2007)
Kenny Rogers	1986	Tex, NYY, Oak, Min, Det (1989-2007)
Jason Kendall	1994	Pit, Oak, ChiC, Mil, KC (1996-2010)
Tim Wakefield	1990	Pit, Bos (1992-2011)
Chone Figgins	2000	Ana, LAA, Sea (2002-2012)



SALEM RED SOX

CLUB RECORDS

Batting: .370 – Oswaldo Olivares, 1977
Hits: 208 – Oswaldo Olivares, 1977
Doubles: 43 – Garret Atkins, 2001
Triples: 17 – David Arrington, 1968
Home Runs: 34 – Gerald Davis, 1981
Total Bases: 280 – Oswaldo Olivares, 1977
Runs Batted In: 103 – Gerald Davis, 1981
Stolen Bases: 84 – Miguel Dilone, 1975
Wins: 16 – James Marshall, 1972
Losses: 15 – Frank Brosious, 1983; James McKee, 1970
Strikeouts: 186 – Ed Whitson, 1976; Doug Bair, 1972
Walks: 127 – Benjamin Wiltbank, 1978
Innings Pitched: 203 – Ed Whitson, 1976
Earned Run Average: 2.11 – Josh Kalinowski, 1999
Saves: 27 – Travis Thompson, 1999

2014 LEADERS

Batting: .300--Reed Gragnani
Hits: 141--Matty Johnson
Doubles: 28--Mario Martinez
Triples: 10--Matty Johnson
Home Runs: 11--Aneury Tavares
Total Bases: 191--Matty Johnson
Runs Batted In: 62--Mario Martinez
Stolen Bases: 40--Matty Johnson
Wins: 7--Justin Haley, Kyle Kraus
Losses: 10--Simon Mercedes
Strikeouts: 91--Corey Littrell
Walks: 71--Corey Kukuk
Innings Pitched: 115.0--Pat Light
Earned Run Average: 4.93--Pat Light
Saves: 10--Kyle Martin

AFFILIATE INFORMATION

Major League Affiliate: Boston Red Sox
First Year of Affiliation: 2009
Address: Fenway Park-4 Yawkey Way
 Boston, MA 02215-3496
Phone: (617) 226-6000
Fax: (617) 226-6416
Web site: www.bostonredsox.com
Principal Owner: John W. Henry
Executive Vice President/Chief Operating Officer: Sam Kennedy
Executive Vice President/General Manager: Ben Cherington
Vice President/Player Personnel: Allard Baird
Vice President/Assistant General Manager: Brian O'Halloran
Director of Player Development: Ben Crockett
Senior Director of Minor League Operations: Raquel Ferreira
Farm System
Class AAA: Pawtucket Red Sox, International League
Class AA: Portland Sea Dogs, Eastern League
Class A Advanced: Salem Red Sox, Carolina League
Class A: Greenville Drive, South Atlantic League
Short A: Lowell Spinners, New York Penn League
Rookie: GCL Red Sox, Gulf Coast League
 DSL Red Sox, Dominican Summer League



TOP 10 PROSPECTS AS SELECTED BY BASEBALL AMERICA

Player	Position	2014 Club(s)
1. Blake Swihart	c	Portland, Pawtucket
2. Henry Owens	lhp	Portland, Pawtucket
3. Rusney Castillo	of	Boston
4. Eduardo Rodriguez	lhp	Bowie, Portland
5. Brian Johnson	lhp	Salem, Portland
6. Rafael Devers	3b	DSL Red Sox, GCL Red Sox
7. Manuel Margot	of	Greenville, Salem
8. Matt Barnes	rhp	Pawtucket
9. Deven Marrero	ss	Portland, Pawtucket
10. Garin Cecchini	3b/of	Pawtucket



WILMINGTON BLUE ROCKS

CONTACT INFORMATION

Stadium Name: Daniel S. Frawley Stadium
Stadium Address: 801 Shipyard Drive, Wilmington, DE 19801
Mailing Address: Same
Phone: (302) 888-2015
Fax: (302) 888-2032
Email: info@bluerocks.com
Website: www.bluerocks.com
Media Contact: Matt Janus
Press Box Phone: (302) 888-5352
Visiting Club Hotel: Clarion Hotel – The Belle, 1612 North Dupont Highway, New Castle, DE 19720
Visiting Club Hotel Phone: (302) 299-1404

OWNERSHIP & FRONT OFFICE

Operated By: Main Street Baseball, LLC, Clark Minker
Honorary President: Matt Minker
Managing Partner: Clark Minker
CEO, Main Street Baseball: Dave Heller
General Manager: Chris Kemple
Assistant General Manager: Andrew Layman
Director of Merchandising: Jim Beck
Merchandise Assistant: Kyle Dunlap
Director of Advertising Sales: Brian Radle
Advertising Sales Associate: Neal Kane
Director of Ticket Sales Operations: Stefani Rash
Ticket Sales Manager: Mark Cunningham
Group Sales Executives: Eric Little, Brent Kepner
Group Sales Assistant: Joe McCarthy
Ticket Office Assistants: Michael Dailey, Michael Cipollini
Director of Community Affairs: Kevin Linton
Community Affairs Assistant: Vince Marcucci
Dir. of Broadcasting/Media Relations: Matt Janus
Broadcasting & Media Relations Assistants: Jackson Baird, Jonathon Kohut
Director of Marketing: Joe Valenti
Web & Creative Services Manager: Mike Diodati
Web & Creative Services Assistant: Kevin Mahon
Marketing Assistant: Wezley Garlick
Director of Field Operations: Steve Gold
Office Manager: Erin Del Negro

FIELD STAFF

Manager: Brian Buchanan
Pitching Coach: Steve Luebber
Hitting Coach: Abraham Nunez
Trainer: James Stone
Home Clubhouse Manager: Josh DiaBiase
Visiting Clubhouse Manager: TBD



WILMINGTON BLUE ROCKS

REPRESENTING OWNERSHIP



Clark Minker
Managing Partner

Clark Minker and Main Street Baseball, LLC, purchased the Wilmington Blue Rocks in December 2014. Minker serves as the club's Managing Partner and League Director. Minker is the son of Matt Minker, the long-time owner of the franchise and for years one of the most revered figures in minor league baseball. Matt Minker also served as the lead contractor in the construction of Frawley Stadium, the Blue Rocks' long-time home, and worked on the construction of the ballpark along with his son, Clark.

"This team has been in my family ever since the first pitch was thrown back in 1993," said Minker. "My family's construction company built Frawley Stadium and my Dad and I were the first people to play catch in the outfield. This team means more to me than just about anything, and I'm going to do everything I can to ensure that it thrives in Wilmington for decades to come."

GENERAL MANAGER



Chris Kemple
General Manager

Chris Kemple is in his 27th season in professional baseball and has been GM in Wilmington since the Blue Rocks' inaugural season in 1993. He was named Baseball America's Minor League Executive of the Year in 2004 and is a five-time Carolina League Executive of the Year.

Before coming to Wilmington, Chris was the general manager of the Peninsula Pilots of the Carolina League. The 52-year-old held the same position with Modesto of the California League and Butte of the Pioneer League.

A native of Hacienda Heights, CA, Chris graduated in 1985 from San Diego State University with a degree in Journalism.

THE MANAGER



Brian Buchanan
Manager (1st yr)

Brian Buchanan joins the Blue Rocks after helping lead the Lexington Legends to a 125-153 record in the South Atlantic League over the last two seasons. In 2012, he piloted then-Royals affiliate Kane County to a 68-72 mark. Overall he has spent five years as a skipper in the Royals organization, the first two in the Pioneer League at Idaho Falls. Buchanan was a 1994 All-American in baseball at the University of Virginia, and later that year was selected in the opening round of the draft by the New York Yankees. Buchanan made his Big League debut in 2000 with Minnesota, and hit .258 with 16 homers and 55 RBIs in two-plus seasons with the Twins. He

was traded to the San Diego Padres in July, 2002 and slugged six homers while batting .293 in 48 games down the stretch. After another year-and-a-half in San Diego, Buchanan returned to New York to sign with the Mets as a free agent in August 2004. He wrapped up his Major League career with a .258 batting average, 72 extra-base hits and 103 RBIs as an outfielder and first baseman, then played three more seasons, spending 2007 in Japan and 2008 and 2009 in the Royals organization with Triple-A Omaha. He resides in Jupiter, FL with his wife, Jill, and sons Walker, Drew, Logan and Connor. Buchanan's father-in-law is Boston Celtics legend John Havlicek.



WILMINGTON BLUE ROCKS

STADIUM & TICKET INFORMATION

Name: Daniel S. Frawley Stadium

Year Built: 1993

Capacity: 6,532

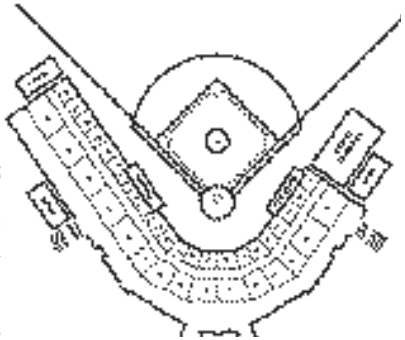
Dimensions: LF-325 CF-400

RF-325

Ticket Office Phone: (302) 888-BLUE (2583)

Ticket Office Hours: M-F 9-5;
Game days beginning at 10 am.

Individual Game Prices: Field Box \$13 (Seniors 60+ \$10), Box & Upper Box: \$12 (Seniors 60+: \$9), Reserved: \$11 (Seniors 60+: \$8), General Admission: \$8 (Seniors 60+/Children 4-12: \$6), Military: \$5 (\$1 discount for advance purchase on all tickets)



Directions: FROM THE SOUTH: I-95 North to Exit 6, Maryland Ave. Right onto Maryland Avenue, and through the traffic light onto Martin Luther King Blvd. Right at the traffic light on Justison St. Follow Justison St. to Shipyard Dr.

FROM THE NORTH: I-95 South to Exit 6 (in Delaware). Go through three lights. Left at the fourth light onto Martin Luther King Blvd. Go through three lights. Right at the fourth light onto Justison St. Follow Justison St. to Shipyard Dr.

MEDIA INFORMATION

Flagship Radio Station: WGLS 89.7 FM

Radio Announcers: Matt Janus, Jonathan Kohut, Jackson Baird

No. Games Broadcast: All

Webcast Info: www.bluerocks.com

Newspaper: *News Journal*

Beat Writer: TBA

Phone: (302) 324-2850

Fax: (302) 324-2298

Official Scorers: Dick Shute, Jill Weigel

PA Announcer: Kevin P. Linton

TEAM INFORMATION

Years in Carolina League: 23 **Division:** Northern

Retired Numbers: Johnny Damon (18), Mike Sweeney (33), Robin Roberts (36)

2014 Record:

First Half: 33-35 (3rd in North) **Second Half:** 32-37 (4th in North)

Overall: 65-72

FORMER STANDOUTS

ACTIVE	CL Yr(s)	2014 Major League Club/Highlights
Carlos Beltran	1997-98	NY Yankees .233/ 94 H/ 15 HR/49 RBI
Zack Greinke	2003	LAD 17-8/ 2.71 ERA/ 207 Ks / 202.1 IP
Clay Buchholz	2006	Bos 8-11/ 132 Ks
Mark Ellis	2000	StL 73 GP/.180/ 12 RBI
Jacoby Ellsbury	2006	NY Yankees .271/156 H/70 RBI/71 R

FORMER MAJOR LEAGUERS

Jon Lieber	1993	Pit, ChiC, NYY, Phi (1994-08)
Johnny Damon	1994	KC, Oak, Bos, NYY, Det, TB, Cle



WILMINGTON BLUE ROCKS

CLUB RECORDS

Batting: .354 – Eric Hosmer, 2010
Hits: 152 – Darren Burton, 1993
Doubles: 40 – Mike Aviles, 2004
Triples: 13 – Johnny Damon, 1994
Home Runs: 26 – Larry Sutton, 1994
Total Bases: 260 – Larry Sutton, 1994
Runs Batted In: 94 – Larry Sutton, 1994
Stolen Bases: 69 – Derrick Robinson, 2009
Wins: 15 – Rowdy Hardy, 2007
Losses: 15 – Jeremy Affeldt, 2000
Strikeouts: 171 – Jim Pittsley, 1994
Walks: 85 – Sam Selman, 2013
Innings Pitched: 175 – John Gross, 1993
Earned Run Average: 1.56 – Glenn Sparkman, 2014
Saves: 25 – Steve Pridhoda, 1996; Michael James 2006

2014 LEADERS

Batting: .226 – Zane Evans
Hits: 105 – Bubba Starling
Doubles: 24 – Zane Evans
Triples: 12 – Raul Mondesi
Home Runs: 10 – Cody Stubbs
Total Bases: 163 – Bubba Starling
Runs Batted In: 54 – Bubba Starling
Stolen Bases: 36 – Terrance Gore
Wins: 8 – Glenn Sparkman
Losses: 8 – Miguel Almonte, Yender Caramo, Sean Manaea, Daniel Stumpf
Strikeouts: 146 – Sean Manaea
Walks: 54 – Sean Manaea
Innings Pitched: 125.0 – Jonathan Dzedzic
Earned Run Average: 1.56, Glenn Sparkman
Saves: 22 – Mark Peterson

AFFILIATE INFORMATION

Major League Affiliate: Kansas City Royals
First Year of Affiliation: 1993-2004, 2007
Address: Kauffman Stadium
 1 Royal Way, Kansas City, MO 64129
Phone: (816) 504-4040
Fax: (816) 924-0347
Website: www.kansascityroyals.com



Chairman/Owner/CEO: David Glass
President: Dan Glass
Senior V.P. Baseball Operations/General Manager : Dayton Moore
Senior Vice President - Business Operations: Kevin Uhlich
Vice President - Baseball Operations: George Brett
Vice President/Assistant G.M. of Player Personnel: J.J. Picollo

Farm System

Class AAA: Omaha Storm Chasers, Pacific Coast League
Class AA: Northwest Arkansas Naturals, Texas League
Class A Advanced: Wilmington Blue Rocks, Carolina League
Class A: Lexington Legends, South Atlantic League
Rookie: Burlington Royals, Appalachian League;
 Idaho Falls Chukars, Pioneer League;
 DSL Royals, Dominican Summer League

TOP 10 PROSPECTS AS SELECTED BY BASEBALL AMERICA

Player	Position	2014 Club(s)
1. Raul A. Mondesi	ss	Wilmington
2. Brandon Finnegan	lhp	Wilmington, NW Arkansas
3. Sean Manaea	lhp	Wilmington
4. Kyle Zimmer	rhp	Idaho Falls
5. Hunter Dozier	3b	Wilmington, NW Arkansas
6. Miguel Almonte	rhp	Wilmington
7. Foster Griffin	lhp	Burlington
8. Scott Blewett	rhp	Burlington
9. Jorge Bonifacio	of	NW Arkansas
10. Christian Colon	ss/2b	Omaha, NW Arkansas, Kansas City



WINSTON-SALEM
DASH

CONTACT INFORMATION

Stadium Name: BB&T Ballpark

Stadium Address: 951 Ballpark Way, Winston-Salem, NC 27101

Office Address: 926 Brookstown Avenue, Winston-Salem, NC 27101

Telephone: (336) 714-2287

Fax: (336) 714-2288

Email: info@wsdash.com

Website: www.wsdash.com

Media Contact: Brian Boesch

Press Box Phone: (336) 714-6874

Visiting Club Hotel: Fairfield Inn & Suites - Winston-Salem Downtown; 125 South Main Street, Winston-Salem, NC 27101

Visiting Club Hotel Phone: (336) 714-2800

OWNERSHIP & FRONT OFFICE

Operated by: WS Dash, LLC

Principal Owner: Billy Prim

President: Geoff Lassiter

VP, Chief Financial Officer: Kurt Gehsmann

VP, Baseball Operations: Ryan Manuel

Staff Accountant: Amanda Elbert

VP, Corporate Partnerships: Corey Bugno

Director of Corporate Partnerships: Darren Hill

Creative Services Manager: Kristin DiSanti

Account Managers: Mimi Driscoll, Nick Jones

VP, Ticket Sales: C.J. Johnson

Ticket Sales & Service Representative: Thomas Clark, Whitley Shannon

Director of Group Sales: Russell Parmele

Business Development Representatives: Taylor Boyle, Bryan Ferrer, Paul Stephens

Group Sales Representatives: Sean Aquadro, Ira Dogruyol, Tommy Grant

Box Office Manager: Kenny Lathan

Box Office Supervisor: Paul Williams

Director of Facility Management: Jeff Brown

Head Groundskeeper: Paul Johnson

Associate Director, Media Relations/Broadcasting: Brian Boesch

Director, Entertainment & Community Relations: Annie Stoltenberg

General Manager, Legends Hospitality Management: Kit Edwards

Catering Manager: Beverly Becker

Office and Merchandise Manager: Morgan Felts

Concessions Manager: Gavin Irby

Club/Suites Manager: Jennifer Havens

FIELD STAFF

Manager: Tim Esmay

Pitching Coach: J.R. Perdew

Hitting Coach: Charlie Poe

Athletic Trainer: Josh Fallin

Strength and Conditioning Coach: Shawn Powell

Home Clubhouse Manager: Matt Flynt

Visiting Clubhouse Manager: TBA



WINSTON-SALEM DASH

REPRESENTING OWNERSHIP



Billy Prim
Owner

Billy D. Prim is Chairman and Chief Executive Officer of Primo Water Corporation, a nationwide DSD service for branded bottled water in 3 and 5 gallon bottles.

Prior to Primo, Billy was chief executive officer of Blue Rhino, the nation's leading provider of branded propane cylinder exchange and complementary propane-fueled appliances. In 2004 he sold Blue Rhino to Ferrellgas and remains on the Ferrellgas Board of Directors.

Billy also serves on the Board of Directors of the Winston-Salem Chamber of Commerce, Wake Forest University Deacon Club, and the Wake Forest Babcock Graduate School of Management.

PRESIDENT



Geoff Lassiter
President

Geoff Lassiter begins his sixth season as President of the Winston-Salem Dash. Geoff spent the previous eight years in a variety of roles with the Wake Forest University Athletic Department, most recently as the Assistant Athletic Director for Marketing and Special Projects. In this role, Lassiter was responsible for creating and implementing ticket sales and marketing plans for men's basketball and football and oversaw the band and cheer squad, as well as all game day environment activities for all sports.

Before joining Wake Forest, Geoff worked as a financial advisor for Jefferson Pilot Financial at the Piedmont Agency (1999-2001) and as a sales representative for the Cintas Corporation (2001-02).


V.P. BASEBALL OPERATIONS



Ryan Manuel
V.P. Operations

Ryan Manuel, a native of Winchester, VA, begins his 19th season in professional baseball and his 18th with the Dash. After graduating from West Virginia University in 1998 he completed an internship in group sales with the Richmond Braves. Ryan joined the Winston-Salem staff in 1999 as a group sales associate and was promoted to Assistant General Manager in 2002. He was named General Manager of Baseball Operations after the 2003 season.

THE MANAGER



Tim Esmay
Manager (1st Yr)

Tim Esmay will begin his professional coaching career with the Dash in 2015 after a distinguished career in the collegiate ranks. Following a successful playing career at Scottsdale Community College and Arizona State University, Esmay spent six seasons as an assistant coach before netting the head coach position at the University of Utah. He spent eight seasons with the Utes, becoming the first head coach in school history to lead the program to a Western Athletic Conference division title. In 2005, Esmay returned to Arizona State and acted as an assistant coach for five seasons. He took over the Sun Devils' head coaching position in 2010 and led ASU to a

52-10 record, the number one national seed in the NCAA Tournament and a spot in the College World Series. During his five-year tenure as Arizona State's head coach, Esmay posted a 201-94-1 (.681) record and always finished at least 11 games above the .500 mark.



WINSTON-SALEM DASH

STADIUM & TICKET INFORMATION

Name: BB&T Ballpark

Year Built: 2010

Capacity: 5,500

Dimensions: LF-315

CF-399 RF-323

Ticket Office Phone:

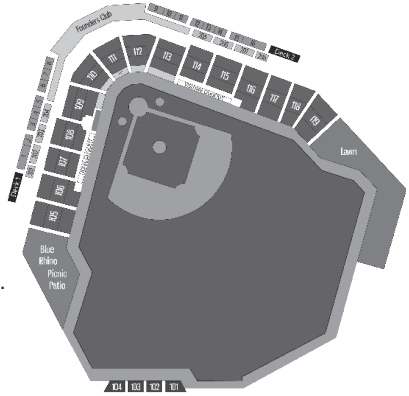
(336) 714-2287

Ticket Office Hours: 9-5

Individual Game Prices:

\$15, \$11, \$9

Directions: I-40 Business toward downtown Winston-Salem. Peters Creek Parkway exit, Exit 5A. North toward downtown on Peters Creek Parkway. Right onto Brookstown Avenue followed by a quick right onto Green Street.



MEDIA INFORMATION

Flagship Radio Station: WSJS-600 AM (Thursday games only)

Television: WMYV-TV (My 48) (All Sunday home games)

Webcast Info: wsdash.com/broadcast

Announcer: Brian Boesch

No. Games Broadcast: 140

Newspaper: *Winston-Salem Journal*

Beat Writer: Dan Collins

Phone: (336) 727-7321

Fax: (336) 727-4083

Official Scorers: Bill Grainger

PA Announcer: TBD

Twitter: twitter.com/wsdashbaseball

Facebook: facebook.com/wsdashbaseball

TEAM INFORMATION

Years In Carolina League: 71

Division: Southern

Retired Numbers: Bill Slack (#37)

2014 Record:

First Half: 30-39 (3rd in South) **Second Half:** 31-39 (4th in South)

Overall: 61-78

FORMER STANDOUTS

ACTIVE

CL Yr(s) 2014 Major League Club/Highlights

Erik Johnson	2012	ChW	5 G/ 1-1/ 18 SO
Addison Reed	2011	Ari	62 G/ 32 SV/ 4.25 ERA
Chris Sale	2010	ChW	12-14/ 2.17 ERA/208 K

FORMER MAJOR LEAGUERS

Wade Boggs	1977	Bos, NYY, TB (1982-99) HoF (2005)
Joe Girardi	1987	ChiC, Col, NYY, StL (1989-03)
Sparky Lyle	1965	Bos, NYY, Tex, Phi, ChiW (1967-82)
Dwight Evans	1971	Bos, Bal (1972-91)
Cecil Cooper	1971	Bos, Mil (1971-87)
Aaron Rowand	1999	ChW, Phi,SF (2001-2011)
Carlos Lee	1997	ChW, Mil, Tex, Hou, Mia (1999-2012)



WINSTON-SALEM DASH

CLUB RECORDS

Batting: .363 – Ray Jablonski, 1951
Hits: 200 – Ray Jablonski, 1951
Doubles: 50 – Carlos Lee, 1997
Triples: 12 – Ramon Gomez, 1997; Paolo Orlando, 2008
Home Runs: 35 – Ed Olivares, 1960
Total Bases: 355 – Ray Jablonski, 1951
Runs Batted In: 127 – Ray Jablonski, 1951
Stolen Bases: 88 – Edwin Yan, 2002
Wins: 21 – Lee Peterson, 1950
Losses: 16 – Heath Phillips, 2002
Strikeouts: 268 – Harvey Haddix, 1947
Walks: 162 – Mark Schaeffer, 1967
Innings Pitched: 256 – Lee Peterson, 1950
Earned Run Average: 1.75 – Robbie Snow, 1966
Saves: 26 – Travis Willis, 1991

2014 LEADERS

Batting: .291--Jason Coats
Hits: 125--Jason Coats
Doubles: 35--Jason Coats
Triples: 10--Jacob May
Home Runs: 19--Courtney Hawkins
Total Bases: 209--Jason Coats
Runs Batted In: 84--Courtney Hawkins
Stolen Bases: 37--Jacob May
Wins: 8--Kyle Hansen
Losses: 10--Tony Bucciferro, J.B. Wendelken
Strikeouts: 129--J.B. Wendelken
Walks: 46--Brad Goldberg
Innings Pitched: 145.2--J.B. Wendelken
Earned Run Average: 3.90--Tony Bucciferro
Saves: 5--Brandon Hardin

AFFILIATE INFORMATION

Major League Affiliate: Chicago White Sox
First Year Of Affiliation: 1997
Address: 333 W. 35th Street; Chicago, IL 60616
Phone: (312) 674-1000
Fax: (312) 674-5116
Website: www.chicagowhitesox.com
Owner: Chicago White Sox Ltd.
Chairman: Jerry Reinsdorf
Vice Chairman: Eddie Einhorn
Sr. V.P./General Manager: Rick Hahn
Senior Dir. of Minor League Operations: Grace Guerrero Zwit
Director of Player Development: Nick Capra
Senior Coordinator of Minor League Administration: Kathy Potoski



Farm System

Class AAA: Charlotte Knights, International League
Class AA: Birmingham Barons, Southern League
Class A Advanced: Winston-Salem Dash, Carolina League
Class A: Kannapolis Intimidators, South Atlantic League
Rookie: Great Falls Voyagers, Pioneer League;
 AZL White Sox, Arizona League;
 DSL White Sox, Dominican Summer League

TOP 10 PROSPECTS AS SELECTED BY BASEBALL AMERICA

Player	Position	2014 Club(s)
1. Carlos Rodon	lhp	AZL White Sox, Winston-Salem, Charlotte
2. Tim Anderson	ss	AZL White Sox, Winston-Salem, Birmingham
3. Spencer Adams	rhp	AZL White Sox
4. Micah Johnson	2b	Birmingham, Charlotte
5. Frankie Montas	rhp	AZL White Sox, Winston-Salem, Birmingham
6. Micker Adolfo	of	AZL White Sox
7. Tyler Danish	rhp	Kannapolis, Winston-Salem
8. Trey Michalczewski	3b	Kannapolis, Winston-Salem
9. Courtney Hawkins	of	Winston-Salem
10. Rangel Ravelo	1b	Birmingham

Dominant Season for P-Nats

By Lacy Lusk, courtesy of Baseball America

At every opportunity, the Potomac Nationals and Myrtle Beach Pelicans separated themselves from the pack in the Carolina League in 2014, so it was no surprise that those two teams met for the Mills Cup.



The Potomac Nationals celebrate after winning the 2014 Mills Cup Championship.

photo courtesy Potomac Nationals

Potomac won the best-of-five series in four games, defeating the only other club in the eight-team league that had a winning overall record.

The Nationals went 78-58 in the regular season,

taking the first- and second-half titles in the Northern Division. Meanwhile, Myrtle Beach won both halves in the South and went 82-56 in its final year as a Rangers affiliate.

In Potomac's clinching game, the lineup featured four key players who spent the whole year with the P-Nats, catcher Pedro Severino, second baseman Tony Renda, shortstop Stephen Perez and first baseman Shawn Pleffner.

"We had a lot of guys with high baseball IQs," said Potomac's Tripp Keister, the Carolina League's manager of the year.

Pleffner, Perez, Renda and Potomac DH Oscar Tejeda all made the postseason all-star team.

First baseman-DH John Wooten was playoff MVP for helping the P-Nats win their third league crown in seven years and first since 2010. He went 8-for-14 with three home runs in the final series against a Pelicans team still loaded with talent despite the mid-season promotion of third baseman Joey Gallo, the league's No. 1 prospect. Gallo hit 21 homers for Myrtle Beach and another 21 for Double-A Frisco and also was the MVP of the Futures Game in Minneapolis the month after leaving high Class A.

Gallo, who turned 21 after the season, was the league's MVP despite his early June departure for the Texas League. With the Pelicans, the 2012 supplemental first-round pick hit .323/.463/.735 with 50 RBIs in 189 at-bats. His average fell off at Frisco, where he hit .232/.334/.524 with 56 RBIs in 250 at-bats, but he dominated in the Carolina League, which is usually a challenge for hitters on their way through farm systems.

2014 YEAR IN REVIEW

Gallo, catcher Jorge Alfaro and outfielders Nick Williams and Chris Garia represented Myrtle Beach on the postseason all-star list.

Righthander Glenn Sparkman, a 22-year-old who was the Royals' 20th-round selection in 2013, was pitcher of the year after going 8-3, 1.56 with 117 strikeouts in 121 innings.

After the season, three Carolina League teams changed affiliations. The Cubs took over at Myrtle Beach, the Indians switched their club from Carolina to Lynchburg and the Braves went from Lynchburg to Carolina after a full-on sales pitch that featured team president John Schuerholz, interim general manager John Hart, Hall of Fame manager Bobby Cox, senior vice president Chip Moore and manager Fredi Gonzalez.

CAROLINA ALL-STARS EDGED BY CALIFORNIA

WILMINGTON, Del. – Bakersfield outfielder Kyle Waldrop slugged a long home run and roped an RBI single to lead the California League to a 3-2 victory over the Carolina League in the 2014 California League/Carolina League All-Star Game, presented by Bank of America, on June 17 in front of 6,385 fans at Frawley Stadium.

Waldrop handed the California League a 1-0 lead in the second inning with an RBI single off of right-hander Justin Haley (Salem). Brandon Drury (Visalia) led off the frame with a double. Waldrop followed with his single to left, plating Drury for the first run of the game.

Waldrop's fourth-inning two-run blast to deep-right center off of Christian Binford (Wilmington) was the California League's big blow and gave them a 3-1 lead. Teoscar Hernandez (Lancaster) reached on a dropped-third strike to start the frame and then advanced to second on a throwing error by Binford on a pickoff attempt. Waldrop's two-run blast extended the California League lead to 3-0.

Jorge Alfaro (Myrtle Beach) provided the Carolina League's first run when he tripled to right-center off of Josh Hader (Lancaster) to lead off the home half of the fifth. After Courtney Hawkins (Winston-Salem) struck out, Glynn Davis (Frederick) plated Alfaro with an RBI groundout to shortstop to make the score 3-1.

Kyle Wren (Lynchburg) drew the Carolina League within 3-2 in the eighth when he singled home Chris Garia (Myrtle Beach) from third off of Trevor Gott (Lake Elsinore). Garia reached on a base hit to left with one out in the inning and moved to second on a fielding error by Waldrop. Gott then uncorked a wild pitch, allowing Garia to move to third for Wren. Though he did not score the tying run, Wren stole both second and third after his RBI single.

Ben Lively (Bakersfield), the California League starter, earned the win with two perfect innings. Haley took the loss after allowing a run on two hits in his frame of work. Okert earned the save.

Waldrop, who finished the night 2-for-3 with a home run and three RBIs, was named the California League's MVP. Wren was awarded the Carolina League MVP after going 2-for-3 with an RBI and a pair of stolen bases.

2014 YEAR IN REVIEW

FIRST HALF	W	L	PCT	GB	SECOND HALF	W	L	PCT.	GB
NORTHERN DIVISION					NORTHERN DIVISION				
Potomac	38	31	.551	-	Potomac	40	27	.597	-
Lynchburg	34	36	.486	4.5	Lynchburg	34	35	.493	7
Wilmington	33	35	.485	4.5	Frederick	33	37	.471	8.5
Frederick	32	35	.478	5	Wilmington	32	37	.464	9

SOUTHERN DIVISION					SOUTHERN DIVISION				
Myrtle Beach	44	24	.647	-	Myrtle Beach	38	32	.543	-
Salem	33	35	.485	11	Salem	35	33	.515	2
Winston-Salem	30	39	.435	14.5	Carolina	33	36	.478	8.5
Carolina	29	38	.433	14.5	Winston-Salem	31	39	.443	7

PLAYOFFS:

NORTHERN DIVISION: Potomac defeats Lynchburg, 2-0

SOUTHERN DIVISION: Myrtle Beach defeats Salem, 2-1

MILLS CUP FINALS: Potomac defeats Myrtle Beach, 3-1

SUPERLATIVES

MOST VALUABLE PLAYER Joey Gallo, Myrtle Beach

PITCHER OF THE YEAR Glenn Sparkman, Wilmington

MANAGER OF THE YEAR Tripp Keister, Potomac

ALL-STAR GAME MVP Kyle Wren, Lynchburg

CHAMPIONSHIP SERIES MVP John Wooten, Potomac

TRAINER OF THE YEAR Josh Fallin, Winston-Salem

ALL-STAR TEAM

C Jorge Alfaro, Myrtle Beach

1B Shawn Pleffner, Potomac

2B Tony Renda, Potomac

3B Joey Gallo, Myrtle Beach

SS Stephen Perez, Potomac

UT INF Reed Gragnani, Salem

DH Oscar Tejada, Potomac

OF Michael Burgess, Frederick

OF Jason Coats, Winston-Salem

OF Nick Williams, Myrtle Beach

UT OF Chris Garia, Myrtle Beach

UT OF Courtney Hawkins, Winston-Salem

P Glenn Sparkman, Wilmington

SP Ryan Merritt, Carolina

RP Mark Peterson, Wilmington

ATTENDANCE:

Frederick Keys 324,446

Winston-Salem Dash 299,645

Wilmington Blue Rocks 278,316

Potomac Nationals 243,559

Myrtle Beach Pelicans 241,026

Salem Red Sox 220,782

Carolina Mudcats 215,149

Lynchburg Hillcats 158,750

Regular Season Total 1,981,673

Playoffs (9 games) 15,374

ALL-STAR GAME at Wilmington, DE (Frawley Stadium) 6,385

Top 10 Prospects

(as rated by Baseball America)

1. Joey Gallo, 3b, Myrtle Beach (Rangers)
2. Jorge Alfaro, C, Myrtle Beach (Rangers)
3. Jose Peraza, 2b, Lynchburg (Braves)
4. Raul A. Mondesi, ss, Wilmington (Royals)
5. Sean Manaea, lhp, Wilmington (Royals)
6. Hunter Dozier, 3b, Wilmington (Royals)
7. Lucas Simms, rhp, Lynchburg (Braves)
8. Tim Anderson, ss, Winston-Salem (White Sox)
9. Courtney Hawkins, of, Winston-Salem (White Sox)
10. Alex Gonzalez, rhp, Myrtle Beach (Rangers)

2014 LEAGUE LEADERS

BATTING TOP 10 (Minimum 2.7 PA/Scheduled Game)

PLAYER	TEAM	AVG	G	AB	R	H	TB	3B	HR	RBI	BB	SO	SB	SLG	OPS
Tony Renda	POT	2B	.307	107	414	75	127	21	4	0	47	43	59	19	.377 .758
#Reed Gragnani	SAL	2B	.300	99	360	64	108	19	8	1	53	64	51	8	.406 .814
*Shawn Pleffner	POT	1B	.298	95	356	45	106	26	1	2	44	35	62	9	.393 .754
Glynn Davis	FRE	CF	.295	89	352	65	104	21	4	1	31	36	69	20	.386 .750
*Nick Williams	MB	LF	.292	94	377	61	110	28	4	13	68	19	117	5	.491 .834
Jason Coats	WS	RF	.291	115	429	64	125	35	2	15	72	35	65	5	.487 .837
Yhoxian Medina	CAR	2B	.288	99	385	60	111	19	2	1	36	39	61	12	.356 .712
#Chris Garia	MB	CF	.284	101	398	75	113	7	11	4	24	29	81	45	.387 .730
Royce Bolinger	MB	RF	.280	93	346	41	97	23	2	7	44	29	82	3	.419 .764
#Matty Johnson	SAL	CF	.276	132	510	104	141	18	10	4	55	74	85	40	.375 .751

Pitching Top 10 (Minimum 0.8 IP/Scheduled Game)

PITCHER	TEAM	W-L	ERA	G	GS	SHO	SV	IP	H	R	ER	BB	SO	
Glenn Sparkman	WIL	8-3	1.56	29	18	0	0	121	94	28	21	25	117	
*Jonathan Dziedzic	WIL	6-7	2.52	24	24	0	0	125	122	40	35	37	113	
*Ryan Merritt	CAR	13-3	2.58	25	25	2	0	160.1	128	56	46	25	127	
*Sean Manaea	WIL	7-8	3.11	25	25	1	1	0	121.2	102	54	42	54	146
Mark Blackmar	FRE	10-1	3.18	26	18	1	0	1	130.1	109	54	46	32	83
Sam Wolff	MB	9-5	3.37	24	23	0	0	0	120.1	106	47	45	35	81
Branden Kline	FRE	8-6	3.84	23	23	0	0	0	126.2	143	60	54	32	95
Tony Bucciferro	WS	7-10	3.90	21	21	2	1	0	129.1	139	68	56	16	94
Jarrett Miller	LYN	8-9	4.04	29	28	0	0	0	151.1	164	76	68	50	127
Lucas Sims	LYN	8-11	4.19	28	28	0	0	0	156.2	146	81	73	57	107

Team Batting

TEAM	AVG	G	AB	R	OR	H	TB	2B	3B	HR	RBI	SH	SF	HP	BB	IB	SO	SB	CS	GDP	SLG	OBP
Carolina	.263	136	0004567	612	606	1200	1704	230	35	68	542	37	33	59	552	5	996	106	51	101	.373	.348
Salem	.261	136	0004538	648	618	1186	1761	265	47	72	582	31	38	67	478	7	1012	122	56	89	.388	.338
Lynchburg	.261	139	0004619	613	669	1207	1717	261	39	57	541	47	60	65	431	7	943	146	58	105	.372	.329
Winston-Salem	.260	139	0004619	588	671	1203	1790	267	46	76	525	44	41	43	391	4	995	130	46	87	.388	.321
Myrtle Beach	.258	138	0004645	683	550	1200	1875	246	48	111	627	32	40	84	479	11	1134	154	71	71	.404	.336
Potomac	.258	136	0004442	635	627	1146	1688	234	31	82	572	36	41	56	452	13	965	137	47	99	.380	.331
Frederick	.256	137	0004547	591	635	1165	1761	277	29	87	543	20	50	41	372	8	996	95	39	96	.387	.315
Wilmington	.224	137	0004362	475	469	977	1459	202	38	68	427	48	34	62	369	6	1042	131	32	78	.334	.292

Team Pitching

TEAM	W-L	PCT	ERA	G	GSC	SHO	GS	SV	IP	H	AB	TBF	R	ER	HR	SH	SF	BB	IBB	SO	WP	PBK		
Wilmington	65-72	.474	3.09	137	137	1	17	136	37	1164.0	1056	4339	4788	469	400	48	32	42	44	330	8	1083	62	18
Myrtle Beach	82-56	.594	3.43	138	138	1	9	137	40	1223.2	1095	4567	5266	550	466	80	38	25	72	564	6	1044	84	12
Carolina	62-74	.456	3.89	136	136	2	3	134	33	1185.2	1118	4516	5040	606	513	79	34	50	50	390	9	978	90	12
Winston-Salem	61-78	.439	3.91	139	139	5	6	134	28	1204.2	1263	4725	5303	671	523	74	37	44	62	433	3	1087	67	12
Salem	68-68	.500	4.09	136	136	3	11	133	32	1177.0	1176	4496	5089	618	535	79	45	51	63	434	2	1013	114	14
Frederick	65-72	.474	4.26	137	137	4	9	133	34	1183.2	1187	4547	5173	635	560	86	41	34	48	503	5	887	105	19
Potomac	78-58	.574	4.32	136	136	0	6	136	37	1167.2	1177	4491	5025	627	561	83	34	36	62	402	10	928	106	8
Lynchburg	68-71	.489	4.36	139	139	0	5	139	34	1208.0	1212	4658	5292	669	585	92	34	55	76	468	18	1063	114	14

Team Fielding

TEAM	PCT	G	PO	A	E	TC	DP	TP	PB
Frederick	0.978	137	3551	1496	113	5160	115	0	16
Wilmington	0.977	137	3492	1295	114	4901	96	0	15
Lynchburg	0.976	139	3624	1349	122	5095	93	0	18
Potomac	0.976	136	3503	1396	121	5020	103	0	11
Carolina	0.972	136	3557	1323	139	5019	105	0	18
Myrtle Beach	0.972	138	3671	1483	149	5303	144	0	28
Salem	0.971	136	3531	1362	146	5039	120	0	11
Winston-Salem	0.963	139	3614	1452	194	5260	114	0	11

KEY: * - lefthanded hitter/pitcher, # - switch hitter

2014 STATISTICS

2014 CAROLINA MUDCATS INDIVIDUAL STATISTICS (W-L Record 62-74)

BATTERS	AVG	G	AB	R	H	2B	3B	HR	RBI	TB	BB	SO	SB	CS	OBP	SLG
Battaglia, Ryan	.112	31	89	5	10	5	0	1	8	18	12	43	0	0	.231	.202
*Boss, Torsten	.215	42	144	15	31	6	1	5	17	54	19	45	1	2	.313	.375
T*Boss, Torsten	.218	43	147	16	32	7	1	5	17	56	20	46	1	2	.318	.381
Diaz, Yandy	.286	76	283	42	81	7	5	2	37	104	49	35	3	3	.396	.367
Ferrell, Cody	.125	6	8	1	1	0	0	0	0	1	2	2	0	1	.300	.125
Gallas, Anthony	.276	58	221	29	61	21	0	8	31	106	17	52	4	1	.331	.480
Gonzalez, Erik	.289	74	308	44	89	14	7	3	46	126	23	65	15	6	.336	.409
Haase, Eric	.185	16	65	4	12	4	0	1	6	19	5	19	0	1	.243	.292
Hankins, Todd	.258	88	349	50	90	21	5	5	42	136	31	96	25	5	.327	.990
*Linton, Ollie	.320	23	75	9	24	7	0	0	9	31	12	17	4	4	.418	.413
Lucas, Jeremy	.267	101	378	62	101	24	3	12	58	167	52	69	1	1	.363	.442
Medina, Yhoxian	.288	99	385	60	111	19	2	1	36	137	39	61	12	5	.357	.356
Monsalve, Alex	.265	93	359	37	95	20	4	5	51	138	25	67	2	1	.321	.384
Roberts, James	.268	117	407	44	109	9	0	4	37	130	34	75	0	3	.339	.319
#Rodriguez, Luigi	.250	99	336	50	84	13	4	6	30	123	50	88	15	8	.347	.366
*Sabourin, Jerrud	.295	89	322	37	95	19	1	5	45	131	39	61	2	1	.371	.407
Sever, Joe	.263	72	270	34	71	10	0	3	36	90	30	47	2	0	.350	.333
#Valerio, Charlie	.245	17	53	6	13	4	1	0	4	19	10	10	0	0	.365	.358
*Vick, Logan	.183	82	263	44	48	16	1	3	21	75	58	81	13	6	.333	.285
*Washington, LeVon	.294	70	252	39	74	11	1	4	28	99	45	63	7	3	.402	.393
Team Total	.263	136	4567	612	1200	230	35	68	542	1704	552	996	106	51	.348	.373

PITCHERS	W-L	PCT	ERA	G	GS	CG	SHO	SV	IP	H	R	ER	HR	HB	BB	SO	WP
*Araujo, Elvis	1-1	.500	4.03	25	0	0	0	8	29.0	23	16	13	1	0	13	29	6
Baker, Dylan	3-3	.500	4.05	9	9	0	0	0	46.2	45	25	21	3	1	18	28	4
Brown, D.J.	3-8	.273	4.51	26	20	0	0	0	123.2	144	74	62	8	6	33	83	9
Clevinger, Mike	0-1	.000	4.79	5	4	0	0	0	20.2	20	12	11	1	3	11	15	1
Cook, Clayton	2-4	.333	6.02	20	1	0	0	1	40.1	47	29	27	4	2	15	31	2
DeJesus, Luis	0-0	.000	5.40	2	0	0	0	0	1.2	3	1	1	1	0	2	1	0
Head, Louis	0-3	.000	2.21	17	0	0	0	9	20.1	10	5	5	0	2	7	34	0
Heller, Ben	1-0	1.000	2.25	17	0	0	0	1	16.0	8	6	4	1	3	13	17	2
Lee, Jacob	4-0	1.000	2.99	41	1	0	0	2	72.1	67	28	24	5	3	18	53	7
Martin, Josh	5-6	.455	2.92	38	0	0	0	3	64.2	47	23	21	4	1	21	65	1
Melo, Carlos	0-1	.000	10.13	12	0	0	0	0	10.2	14	16	12	0	2	15	7	4
*Merritt, Ryan	13-3	.813	2.58	25	2	0	0	0	160.1	128	56	46	12	5	25	127	0
*Morimando, Shawn	8-3	.727	2.99	18	18	0	0	0	96.1	72	42	32	7	3	35	70	4
Nixon, Rob	1-6	.143	4.62	31	0	0	0	1	48.2	50	33	25	3	3	19	32	5
Peoples, Michael	7-8	.467	4.34	26	17	0	0	0	101.2	106	58	49	7	3	42	101	17
Plutko, Adam	4-9	.308	4.08	18	18	0	0	0	97.0	99	47	44	11	2	18	78	5
Sides, Grant	4-2	.667	2.67	43	0	0	0	6	54.0	43	17	16	1	2	27	50	4
Suarez, Benny	2-3	.400	3.81	37	0	0	0	2	56.2	57	26	24	1	3	23	37	13
Sulser, Cole	4-13	.235	5.62	25	23	0	0	0	125.0	135	92	78	9	6	35	120	6
Team Total	62-74	.456	3.89	136	136	2	3	33	1185.2	1118	606	513	79	50	390	978	90

2014 FREDERICK KEYS INDIVIDUAL STATISTICS (W-L Record 65-72)

BATTERS	AVG	G	AB	R	H	2B	3B	HR	RBI	TB	BB	SO	SB	CS	OBP	SLG
Almanzar, Michael	.118	5	17	1	2	2	0	0	2	4	1	4	0	0	.211	.235
1*Boss, Torsten	.333	1	3	1	1	1	0	0	0	2	1	1	0	0	.500	.667
*Burgess, Michael	.315	83	321	51	101	32	4	15	68	186	26	61	6	2	.366	.579
*Chavez, Zane	.302	37	139	18	42	5	0	6	17	65	9	23	0	0	.344	.468
*Chiang, Chih-Hsien	.221	34	122	13	27	4	0	4	12	43	14	21	0	3	.301	.352
Davis, Glenn	.295	89	352	65	104	21	4	1	31	136	36	69	20	8	.363	.386
Esposito, Jason	.272	127	470	50	128	31	5	9	50	196	17	103	5	4	.301	.417
*Herbst, Lucas	.237	54	194	21	46	9	2	1	22	62	9	46	7	0	.282	.320
Hutter, Joel	.226	61	186	24	42	7	1	2	25	57	27	39	2	0	.338	.306
*Kimmel, Sam	.200	4	15	2	3	0	0	0	2	3	0	0	1	0	.188	.200
Lorenzo, Gregory	.000	1	3	0	0	0	0	0	0	0	0	2	0	0	.000	.000
Machado, Manny	.667	3	12	5	8	4	1	0	2	14	1	1	1	0	.692	1.167
Mancini, Trey	.251	69	275	37	69	19	0	7	41	109	14	43	0	1	.295	.396
Marin, Adrian	.232	115	431	40	100	30	1	5	42	147	21	103	12	4	.271	.341
Mosby, Michael	.000	3	12	0	0	0	0	0	0	0	0	6	0	0	.000	.000
*Mummey, Trent	.182	7	22	1	4	0	0	0	0	4	4	8	0	2	.308	.182
*Nathans, Tucker	.271	90	329	39	89	17	0	3	26	115	22	75	4	0	.317	.350
#Pena, Jerome	.269	93	309	47	83	19	4	5	39	125	31	103	4	2	.334	.405
Perez, Pedro	.229	11	35	3	8	0	0	0	3	8	1	6	0	0	.243	.229

KEY: * - lefthanded hitter/pitcher, # - switch hitter

2014 STATISTICS

BATTERS	AVG	G	AB	R	H	2B	3B	HR	RBI	TB	BB	SO	SB	CS	OBP	SLG	
*Ruettiger, John	.231	38	147	16	34	3	1	1	14	42	17	20	15	5	.309	.286	
*Russell, Steel	.181	25	72	10	13	2	0	1	3	18	5	19	0	0	.244	.250	
Sawyer, Wynston	.250	81	272	29	68	14	0	4	33	94	33	40	0	0	.327	.346	
Simpson, Creede	.214	58	215	30	46	18	0	7	22	85	24	52	2	1	.298	.395	
Starr, Sammie	.257	33	113	16	29	10	1	4	17	53	9	13	3	2	.323	.469	
*Webb, Brenden	.230	105	374	48	86	21	3	11	49	146	39	122	8	5	.300	.390	
Wynns, Austin	.214	5	14	3	3	1	0	0	4	4	3	0	0	0	.333	.286	
*Yastrzemski, Mike	.312	23	93	21	29	7	2	1	19	43	8	16	5	0	.364	.462	
Team Total	.256	137	4547	591	1165	277	29	87	543	1761	372	996	95	39	.315	.387	
PITCHERS	W-L	PCT	ERA	G	GS	CG	SHO	SV	IP	H	R	ER	HR	HB	BB	SO	WP
Beal, Jesse	2-1	.667	3.48	23	5	0	0	4	5	41.1	46	17	16	2	0	13	4
Blackmar, Mark	10-1	.909	3.18	26	18	1	0	1	1	130.1	109	54	46	5	7	32	3
*Brault, Steven	2-0	1.000	0.55	3	3	1	0	0	0	16.1	7	1	1	0	0	2	0
Bridwell, Parker	7-10	.412	4.45	26	26	1	0	0	0	141.2	123	75	70	11	9	70	6
Bundy, Dylan	1-2	.333	4.78	6	6	0	0	0	0	26.1	28	14	14	0	1	13	1
Chalas, Miguel	2-3	.400	4.80	28	0	0	0	0	5	69.1	76	41	37	7	0	20	5
Escat, Gene	2-5	.286	3.49	31	1	0	0	1	3	56.2	50	26	22	4	3	26	8
Givens, Mychal	1-2	.333	3.24	18	0	0	0	3	4	33.1	21	20	12	2	2	16	4
Hauser, Matt	0-4	.000	7.04	11	0	0	0	2	3	15.1	22	15	12	2	1	9	6
Hernandez, Ivan	0-0	.000	5.40	2	0	0	0	0	0	5.0	7	4	3	0	1	2	0
Hobgood, Matt	3-4	.429	4.48	29	0	0	0	4	4	64.1	64	46	32	3	4	30	16
*Horacek, Mitch	0-1	.000	7.50	1	1	0	0	0	0	6.0	7	5	5	0	1	3	1
Keller, Jon	0-0	.000	8.31	2	0	0	0	0	0	4.1	8	5	4	0	0	7	0
Kline, Branden	8-6	.571	3.84	23	23	0	0	0	0	126.2	143	60	54	9	3	32	7
Price, Matt	3-4	.429	6.43	21	0	0	0	3	4	28.0	39	22	20	6	0	16	5
Rheault, Dylan	0-3	.000	3.38	4	0	0	0	0	0	5.1	5	3	2	0	1	5	1
*Rutledge, Lex	4-3	.571	2.97	35	0	0	0	8	10	57.2	43	21	19	2	1	37	4
Starr, Sammie	0-0	.000	0.00	1	0	0	0	0	0	0.1	0	0	0	0	0	0	0
*Taylor, Matt	6-2	.750	3.69	13	13	0	0	0	0	63.1	72	30	26	2	2	33	6
*Tolliver, Ashur	0-1	.000	2.45	9	0	0	0	2	4	14.2	14	4	4	1	0	2	0
Torres, Dennis	2-2	.500	3.66	19	2	0	0	6	7	39.1	39	17	16	1	2	12	2
Vader, Sebastian	3-4	.429	4.60	9	9	0	0	0	0	47.0	47	24	24	7	1	26	3
Van Meter, Joe	3-2	.600	4.91	9	9	0	0	0	0	47.2	46	27	26	9	1	19	4
Wager, Brady	6-8	.429	5.32	26	21	1	1	0	0	115.0	137	77	68	11	5	50	7
Yacabonis, Jimmy	0-4	.000	8.58	17	0	0	0	0	3	28.1	34	27	27	2	3	28	12
Team Total	65-72	.474	4.26	137	137	4	9	34	53	1183.2	1187	635	560	86	48	503	105

2014 LYNCHBURG HILLCATS INDIVIDUAL STATISTICS (W-L Record 68-71)

BATTERS	AVG	G	AB	R	H	2B	3B	HR	RBI	TB	BB	SO	SB	CS	OBP	SLG	
Ahrens, Kevin	.266	129	478	68	127	41	1	7	65	191	48	82	1	1	.336	.400	
Bello, Yenier	.333	7	24	2	8	1	0	0	1	9	0	2	0	0	.333	.375	
#Bloxom, Justin	.244	44	160	14	39	13	2	2	20	62	22	28	3	0	.330	.388	
Brown, Blake	.261	50	161	20	42	9	1	1	17	56	24	50	9	4	.355	.348	
#Camargo, Johan	.259	17	58	7	15	2	0	1	6	20	1	13	0	0	.262	.345	
Carroll, Daniel	.201	63	189	28	38	11	0	3	18	58	22	62	18	4	.319	.307	
Castro, Daniel	.292	70	257	33	75	16	3	1	34	100	10	20	7	4	.320	.389	
Elander, Josh	.219	37	137	19	30	9	0	2	21	45	20	32	6	0	.319	.328	
*Garcia, Eric	.238	82	277	39	66	14	1	0	23	82	34	50	9	6	.322	.296	
Godfrey, Sean	.333	11	42	3	14	4	1	0	6	20	1	9	4	2	.391	.476	
*Hyams, Levi	.238	108	370	50	88	21	6	2	41	127	48	82	2	2	.326	.343	
Kleinknecht, Barrett	.000	5	11	0	0	0	0	0	0	0	3	4	0	0	.267	.000	
Landoni, Emerson	.270	52	185	23	50	6	0	1	21	59	21	36	1	2	.344	.319	
Martinez, Jose	.319	66	257	32	82	14	3	4	34	114	26	37	5	1	.375	.444	
Nick, David	.294	73	282	41	83	13	4	6	35	122	19	58	5	4	.340	.433	
Nunez, Anthony	.175	15	40	7	7	1	0	0	2	8	5	10	0	0	.292	.200	
Odum, Joseph	.205	61	185	18	38	7	0	6	20	63	29	48	1	3	.313	.341	
Peraza, Jose	.342	66	284	44	97	13	8	1	27	129	10	32	35	7	.365	.454	
Piloto, Alejandro	.133	15	45	2	6	0	1	0	7	8	6	15	1	1	.226	.178	
Sanchez, Edison	.218	60	211	17	46	13	0	1	19	62	13	68	1	2	.291	.294	
Skinner, Will	.253	109	392	60	99	31	1	11	52	165	27	122	5	3	.318	.421	
*Tewell, Tyler	.251	80	283	40	71	12	3	8	45	113	12	44	0	3	.290	.399	
*Wren, Kyle	.296	76	291	46	86	10	4	0	27	104	30	39	33	9	.359	.357	
Team Total	.261	139	4619	613	1207	261	39	57	541	1717	431	943	146	58	.329	.372	
PITCHERS	W-L	PCT	ERA	G	GS	CG	SHO	SV	IP	H	R	ER	HR	HB	BB	SO	WP
Batista, Lay	2-2	.500	6.61	8	8	0	0	0	31.1	38	24	23	3	4	11	25	3
*Bierman, Sean	0-0	.000	0.00	1	0	0	0	0	1.0	0	0	0	0	0	0	1	0
T*Bierman, Sean	0-0	.000	2.84	6	0	0	0	0	6.1	5	3	2	1	0	4	7	0
Cabrera, Mauricio	1-1	.500	5.59	19	3	0	0	0	29.0	24	22	18	1	4	19	28	6
Carela, Daniel	0-0	.000	0.00	2	0	0	0	0	2.0	1	0	0	0	0	2	2	0
*Chaffee, Matt	1-2	.333	8.63	20	0	0	0	0	24.0	30	26	23	2	2	22	32	9
Cunniiff, Brandon	1-0	1.000	0.00	9	0	0	0	3	15.2	5	1	0	0	0	7	21	1
Fassold, Cody	3-0	1.000	1.46	12	0	0	0	1	12.1	10	2	2	1	0	10	15	3
*Feigl, Brady	3-2	.600	2.05	13	0	0	0	1	22.0	11	5	5	0	0	4	23	0
Holmes, Colby	1-1	.500	4.91	4	0	0	0	0	7.1	10	4	4	0	0	1	7	0
Hyatt, Nate	5-3	.625	2.71	37	0	0	0	3	63.0	60	26	19	3	1	27	73	10

KEY: * - lefthanded hitter/pitcher, # - switch hitter

2014 STATISTICS

PITCHERS	W-L	PCT	ERA	G	GS	CG	SHO	SV	IP	H	R	ER	HR	HB	BB	SO	WP
Jadofsky, Zach	3-4	.429	5.51	27	2	0	0	1	50.2	51	32	31	7	2	21	43	8
Kelly, Ryan	1-1	1.000	2.25	8	0	0	0	5	12.0	4	3	3	1	0	2	14	1
*Marksberry, Matt	1-0	5.000	10.80	2	0	0	0	0	3.1	4	4	4	0	0	2	2	1
Miller, Jarrett	8-9	.471	4.04	29	28	0	0	0	151.1	164	76	68	13	6	50	127	12
Moore, Navery	1-2	.333	5.20	25	0	0	0	0	45.0	57	33	26	5	2	19	42	2
*Pacheco, Ronan	2-1	.667	4.59	20	0	0	0	0	33.1	31	18	17	2	2	20	18	7
Parsons, Wes	4-7	.364	5.00	23	23	0	0	0	113.1	119	73	63	10	12	34	96	9
Peterson, David	1-1	5.000	4.50	19	0	0	0	2	30.0	39	15	15	2	2	7	29	2
*Piesterer, Eric	0-2	.000	6.87	9	0	0	0	0	18.1	22	19	14	2	1	7	21	1
Pruneda, Benino	2-2	5.000	5.82	31	0	0	0	2	43.1	48	29	28	1	3	22	50	2
Ross, Greg	5-3	.625	3.50	15	11	0	0	0	79.2	78	34	31	6	4	18	66	5
Scarpetta, Cody	3-6	.333	4.50	12	11	0	0	0	58.0	53	36	29	4	3	29	52	3
Schrader, Clay	0-1	.000	9.00	3	0	0	0	0	4.0	5	5	4	0	1	7	2	2
Scoggin, Patrick	0-2	.000	8.74	7	1	0	0	0	11.1	16	16	11	2	0	11	8	3
Sims, Lucas	8-11	.421	4.19	28	28	0	0	0	156.2	146	81	73	12	17	57	107	15
*Walters, Blair	6-1	.857	2.33	8	7	0	0	0	46.1	41	12	12	3	3	11	33	2
Waszak, Andrew	0-0	.000	9.20	5	4	0	0	0	14.2	22	18	15	2	1	8	9	3
*Watts, Daniel	2-4	.333	4.59	14	13	0	0	0	66.2	74	41	34	7	5	22	60	2
Wilson, Alex	4-3	.571	2.02	42	0	0	0	16	62.1	49	14	14	3	1	18	57	2
Team Total	68-71	.489	4.36	139	139	0	5	34	1208.0	1212	669	585	92	76	468	1063	114

2014 MYRTLE BEACH PELICANS INDIVIDUAL STATISTICS (W-L Record 82-56)

BATTERS	AVG	G	AB	R	H	2B	3B	HR	RBI	TB	BB	SO	SB	CS	OBP	SLG
Alberto, Hanser	.271	70	262	37	71	15	3	5	43	107	10	25	10	4	.301	.408
Alfaro, Jorge	.261	100	398	63	104	22	5	13	73	175	23	100	6	5	.318	.440
*Beck, Preston	.255	121	436	66	111	33	1	11	77	179	80	93	8	2	.376	.411
Bolinger, Royce	.280	93	346	41	97	23	2	7	44	145	29	82	3	2	.345	.419
Bostick, Christopher	.251	130	495	81	124	31	8	11	62	204	47	116	24	11	.322	.412
Brinson, Lewis	.246	46	183	17	45	8	1	3	22	64	15	50	5	5	.307	.350
#Cardona, Jose	.182	7	22	2	4	0	0	0	0	4	0	1	0	0	.182	.182
Castillo, Elio	.000	1	3	0	0	0	0	0	0	0	1	0	0	0	.250	.000
Cone, Zach	.181	43	149	14	27	5	0	1	15	35	15	59	3	2	.263	.235
Cordell, Ryan	.306	16	62	12	19	2	2	5	19	40	7	13	3	1	.371	.645
*Deglan, Kellin	.217	12	46	3	10	3	0	1	8	16	1	16	0	0	.224	.348
#De Leon, Michael	.292	7	24	5	7	3	0	1	6	13	3	4	0	0	.370	.542
*Gallo, Joey	.323	58	189	53	61	9	3	21	50	139	51	64	5	3	.463	.735
Garcia, Edwin	.263	53	198	21	52	9	0	0	11	61	14	31	3	4	.311	.308
#Garia, Chris	.284	101	398	75	113	7	11	4	24	154	29	81	45	12	.343	.387
*Grayson, Chris	.289	45	152	27	44	12	2	3	16	69	21	41	9	5	.387	.454
*Herrera, Odubel	.297	29	111	26	33	3	1	0	11	38	23	21	9	3	.412	.342
Jarmon, Jamie	.091	5	11	1	1	0	0	0	0	1	1	9	0	0	.167	.091
#Lyon, David	.227	80	277	26	63	18	3	8	35	111	30	90	2	1	.312	.401
#Mendez, Luis	.228	72	224	24	51	9	0	0	15	60	24	48	12	4	.335	.268
Perez, Brallan	.000	1	1	0	0	0	0	0	0	0	0	0	0	0	.000	.000
*Torres, Kevin	.217	40	143	12	31	3	2	0	16	38	8	33	0	0	.252	.266
Triunfel, Alberto	.235	5	17	3	4	0	0	2	2	10	0	3	1	0	.235	.588
Vickerson, Nick	.149	43	121	13	18	3	0	2	10	27	28	37	1	0	.320	.223
*Williams, Nick	.292	94	377	61	110	28	4	13	68	185	19	117	5	7	.343	.491
Team Total	.258	138	4645	683	1200	246	48	111	627	1875	479	1134	154	71	.336	.404

PITCHERS	W-L	PCT	ERA	G	GS	CG	SHO	SV	IP	H	R	ER	HR	HB	BB	SO	WP
*Bell, Chad	6-3	.667	3.52	13	13	0	0	0	61.1	65	25	24	4	2	20	36	0
Bores, Ryan	1-4	2.000	3.60	15	6	0	0	2	55.0	70	36	22	5	5	15	21	2
Buckel, Cody	5-6	.455	5.73	34	4	0	0	0	59.2	53	45	38	0	7	56	73	7
*Claudio, Alex	4-0	1.000	1.09	17	2	0	0	4	49.1	38	9	6	2	2	9	56	2
De Los Santos, Abel	5-2	.714	1.97	33	0	0	0	8	45.2	29	12	10	1	5	17	53	3
*Ege, Cody	4-1	.800	3.88	37	0	0	0	2	62.2	62	28	27	4	4	17	76	6
*Faulkner, Andrew	10-1	.909	2.07	21	18	0	0	1	104.1	86	26	24	1	3	31	100	3
*Garcia, Martire	1-2	.333	2.25	6	1	0	0	0	16.0	10	4	4	2	2	10	11	1
Gonzalez, Alex	5-2	.714	2.62	11	11	0	0	0	65.1	56	22	19	3	6	16	49	5
Harvey, Ryan	0-0	.000	2.25	5	0	0	0	0	8.0	11	9	2	0	2	9	11	4
*James, Chad	4-3	.500	2.74	8	8	0	0	0	42.2	36	16	13	3	5	22	35	3
Kela, Keone	0-1	.000	2.61	8	0	0	0	5	10.1	9	3	3	0	0	4	13	3
Kendall, Cody	1-1	5.000	1.46	9	0	0	0	0	12.1	9	4	2	0	0	1	9	1
Knapp, Jason	1-2	.333	2.78	17	3	0	0	0	32.1	26	14	10	4	1	20	36	1
*Lamb, Will	1-1	5.000	2.41	14	0	0	0	2	18.2	17	5	5	0	0	9	25	0
Leclerc, Jose	4-1	.800	3.30	42	0	0	0	14	57.1	39	23	21	8	2	37	79	5
McElwee, Josh	2-0	1.000	0.42	11	0	0	0	0	21.2	11	1	1	0	0	9	27	0
Monegro, Jose	2-2	5.000	2.86	9	0	0	0	0	22.0	17	7	7	3	0	5	12	2
*Parra, Luis	10-7	.588	4.71	27	24	1	0	1	137.2	132	81	72	14	8	62	82	13
*Payano, Victor	5-8	.385	4.58	29	25	0	0	0	125.2	123	69	64	11	3	90	86	8
Pucetas, Kevin	0-0	.000	7.62	5	0	0	0	0	13.0	11	12	11	0	5	15	6	0
Sprenger, Justin	0-3	.000	3.60	22	0	0	0	0	45.0	49	29	18	3	6	18	30	2
*Stafford, Sam	2-1	.667	4.34	23	0	0	0	1	37.1	30	23	18	3	1	41	37	7
Wolff, Sam	9-5	.643	3.37	24	23	0	0	0	120.1	106	47	45	9	3	35	81	6
Team Total	82-56	.594	3.43	138	138	1	9	40	1223.2	1095	550	466	80	72	564	1044	84

KEY: * - left handed hitter/pitcher, # - switch hitter

2014 STATISTICS

2014 POTOMAC NATIONALS INDIVIDUAL STATISTICS (W-L Record 78-58)

BATTERS	AVG	G	AB	R	H	2B	3B	HR	RBI	TB	BB	SO	SB	CS	OBP	SLG
*Ballou, Isaac	.260	33	127	17	33	6	3	4	20	57	11	31	3	2	.319	.449
*Dent, Cody	.122	13	41	2	5	0	0	0	4	5	4	12	1	0	.200	.122
*Harper, Bryce	.750	2	4	3	3	0	0	1	4	6	2	0	0	0	.833	1.500
Keyes, Kevin	.284	19	74	12	21	2	1	4	17	37	6	17	1	0	.346	.500
Kobernus, Jeff	.333	4	15	5	5	0	0	0	3	5	3	2	5	0	.444	.333
*LaRoche, Adam	.000	1	2	0	0	0	0	0	0	0	0	0	0	0	.000	.000
Leonida, Cole	.260	28	77	16	20	9	0	4	11	41	19	17	2	0	.418	.532
*Manuel, Craig	.203	24	69	4	14	2	0	0	5	16	11	13	0	0	.313	.232
Martinez, Estarlin	.269	73	223	28	60	9	3	0	19	75	13	38	6	5	.307	.336
*McQuillan, Mike	.207	80	246	26	51	11	3	6	37	86	49	75	4	8	.353	.350
Mesa, Narciso	.156	20	64	3	10	2	0	0	1	12	4	14	0	0	.217	.188
Miller, Brandon	.178	60	202	28	36	7	0	13	31	82	28	71	2	1	.281	.406
Miller, Justin	.218	62	193	27	42	14	0	3	21	65	20	53	3	1	.288	.337
Norfolk, Khayyan	.264	102	348	52	92	20	5	2	38	128	31	74	13	4	.333	.368
Oduber, Randolph	.266	125	462	66	123	26	5	6	51	177	16	115	16	8	.303	.383
Perez, Eury	.321	9	28	6	9	1	0	1	4	13	3	4	6	1	.387	.464
#Perez, Stephen	.258	124	431	70	111	25	2	2	50	146	72	90	27	6	.364	.339
Piwnica-Worms, Will	.241	61	195	29	47	10	0	4	29	69	23	48	3	2	.324	.354
*Pleffner, Shawn	.298	95	356	45	106	26	1	2	44	140	35	62	9	1	.361	.393
Ramos, Wilson	.556	2	9	1	5	1	0	1	5	9	0	0	0	0	.556	1.000
Renda, Tony	.307	107	414	75	127	21	4	0	47	156	43	59	19	5	.381	.377
Sanchez, Adrian	.271	29	96	6	26	3	1	0	9	31	5	14	4	1	.311	.323
Severino, Pedro	.247	94	291	41	72	15	1	9	36	116	21	57	2	0	.306	.399
Souza Jr., Steven	.111	3	9	0	1	0	0	0	1	1	0	4	1	0	.200	.111
Tejeda, Oscar	.270	94	359	57	97	18	1	16	65	165	27	74	9	1	.318	.460
Wooten, John	.269	26	93	16	25	5	1	4	17	44	6	20	1	0	.320	.473
Zimmerman, Ryan	.357	4	14	0	5	1	0	0	3	6	0	1	0	1	.333	.429
Team Total	.258	136	4442	635	1146	234	31	82	572	1688	452	965	137	47	.331	.380

PITCHERS	W-L	PCT	ERA	G	GS	CG	SHO	SV	IP	H	R	ER	HR	HB	BB	SO	WP
Bacus, Dakota	7-6	.538	4.41	27	20	0	0	1	128.2	143	70	63	9	3	40	89	7
Berincasa, Robert	4-2	.667	5.47	21	0	0	0	11	26.1	27	16	16	5	0	12	21	4
Brach, Brett	1-0	1.000	2.81	3	3	0	0	0	16.0	13	7	5	0	2	2	12	1
Davis, Cody	2-0	1.000	2.70	11	0	0	0	0	16.2	14	5	5	0	0	8	13	1
Demny, Paul	0-0	.000	4.50	1	0	0	0	0	2.0	2	1	1	0	0	2	2	0
Dickson, Ian	5-9	.357	4.37	30	15	0	0	0	123.2	116	65	60	9	9	47	100	13
Dupra, Brian	3-0	1.000	1.25	6	0	0	0	0	21.2	15	3	3	0	1	2	26	2
Encarnacion, Pedro	3-4	.429	5.28	13	7	0	0	0	44.1	61	27	26	3	3	19	34	6
Fister, Doug	0-0	.000	0.00	1	1	0	0	0	4.0	6	3	0	0	0	0	3	0
*Gonzalez, Gio	0-0	.000	10.57	2	2	0	0	0	7.2	9	9	9	1	1	8	9	0
*Harper, Bryan	2-0	1.000	2.66	27	0	0	0	3	44.0	33	18	13	2	1	17	40	6
Henke, Travis	5-2	.714	5.79	36	0	0	0	0	65.1	81	47	42	7	2	22	45	8
*Lee, Nick	0-2	.000	10.05	5	4	0	0	0	14.1	17	18	16	0	1	8	23	4
*Manno, Chris	2-0	1.000	3.46	8	0	0	0	0	13.0	11	5	5	1	1	8	18	2
Martin, Rafael	0-0	.000	0.00	2	0	0	0	0	4.2	0	0	0	0	0	0	4	0
Mendez, Gilberto	7-4	.636	3.14	41	0	0	0	15	51.2	37	18	18	4	1	9	49	2
Mirowski, Richie	1-0	1.000	2.31	12	0	0	0	0	23.1	22	10	6	1	1	8	27	3
*Mooneyham, Brett	2-4	.333	7.36	10	7	0	0	0	33.0	35	33	27	2	9	35	18	7
Norfolk, Khayyan	0-1	.000	18.00	1	0	0	0	0	2.0	3	4	4	1	0	2	0	0
Ohlendorf, Ross	0-1	.000	11.81	2	2	0	0	0	5.1	13	7	7	1	0	1	4	0
Pena, Ronald	3-2	.600	5.96	13	11	0	0	0	51.1	63	37	34	7	4	20	19	2
Rauh, Brian	2-4	.333	4.39	17	12	0	0	0	65.2	66	43	32	5	2	23	51	6
Rodriguez, Manny	0-0	.000	0.00	1	0	0	0	1	2.0	0	0	0	0	0	1	2	0
Runion, Sam	1-0	1.000	2.00	5	0	0	0	0	9.0	8	2	2	1	0	2	10	1
Schwartz, Blake	2-1	.667	4.40	8	6	0	0	0	28.2	27	15	14	3	2	10	12	0
Self, Derek	3-0	1.000	1.69	17	0	0	0	3	26.2	19	5	5	1	2	5	30	2
*Silvestre, Hector	1-2	.333	4.45	6	6	0	0	0	28.1	32	14	14	6	0	3	21	2
Simms, John	2-4	.333	4.36	10	10	0	0	0	53.2	50	27	26	2	1	16	49	2
*Solis, Sammy	1-0	1.000	1.69	1	1	0	0	0	5.1	7	1	1	0	0	1	4	0
*Spann, Matthew	9-5	.643	3.81	23	18	0	0	1	106.1	109	50	45	4	7	38	63	7
Suero, Wander	2-1	.667	7.57	12	0	0	0	0	27.1	33	23	23	4	6	10	21	12
Swynenberg, Matt	0-0	.000	5.40	2	1	0	0	0	5.0	5	4	3	0	0	3	2	1
*Turnbull, Kylin	3-3	.500	4.41	19	4	0	0	0	49.0	68	28	24	1	2	9	37	1
Ullmann, Ryan	0-0	.000	6.00	1	0	0	0	0	3.0	4	2	2	0	0	0	3	0
Voth, Austin	2-1	.667	1.43	6	6	0	0	0	37.2	16	6	6	2	0	7	40	0
*Walsh, Jake	3-0	1.000	1.71	14	0	0	0	2	21.0	12	4	4	1	1	4	27	4
Team Total	78-58	.574	4.32	136	136	0	6	37	1167.2	1177	627	561	83	62	402	928	106

2014 SALEM RED SOX INDIVIDUAL STATISTICS (W-L Record 68-68)

BATTERS	AVG	G	AB	R	H	2B	3B	HR	RBI	TB	BB	SO	SB	CS	OBP	SLG
*Asuaje, Carlos	.323	39	155	27	50	14	2	4	28	80	18	34	1	3	.398	.516
Blair, Carson	.261	67	238	40	62	19	2	9	41	112	48	88	0	0	.385	.471
Chester, David	.220	22	82	11	18	3	2	3	15	34	13	18	0	0	.323	.415
Dent, Ryan	.248	72	254	32	63	20	3	3	31	98	37	56	15	2	.350	.386

KEY: * - lefthanded hitter/pitcher, # - switch hitter

2014 STATISTICS

BATTERS	AVG	G	AB	R	H	2B	3B	HR	RBI	TB	BB	SO	SB	CS	OBP	SLG
Escobar, Leonel	.148	28	81	10	12	3	0	0	7	15	10	17	0	0	.242	.185
*Gedman, Matt	.201	49	184	15	37	8	0	0	18	45	9	28	2	0	.241	.245
#Gragnani, Reed	.300	99	360	64	108	19	8	1	53	146	64	51	8	4	.409	.406
*Greenwell, Bo	.200	6	20	5	4	2	0	0	1	6	4	1	0	1	.385	.300
*Guerrero, Dreily	.224	59	156	24	35	6	3	3	16	56	10	59	7	3	.269	.359
Heller, Kevin	.253	94	316	41	80	21	2	7	48	126	45	90	12	5	.374	.399
Hernandez, Jayson	.234	23	77	7	18	8	0	1	6	29	5	18	0	0	.286	.377
#Johnson, Matty	.276	132	510	104	141	18	10	4	55	191	74	85	40	17	.377	.375
*King, Aaron	.167	7	24	3	4	0	0	0	1	4	1	10	0	0	.200	.167
Mager, Kevin	.111	25	81	8	9	2	0	0	6	11	11	22	0	0	.232	.136
Margot, Manuel	.340	16	50	4	17	5	0	2	14	28	2	5	3	2	.364	.560
Martinez, Mario	.268	118	463	50	124	28	2	9	62	183	13	96	1	1	.288	.395
Miller, Mike	.307	49	192	24	59	8	0	0	18	67	15	25	7	4	.367	.349
#Moore, Nick	.167	5	12	1	2	0	0	0	0	2	2	5	1	0	.286	.167
*Perkins, Kendrick	.181	23	72	12	13	4	0	2	5	23	9	35	0	0	.280	.319
Roberson, Tim	.219	40	151	17	33	10	1	2	20	51	12	41	0	0	.276	.338
Romanski, Jake	.291	17	55	8	16	7	0	2	9	29	1	5	1	1	.304	.527
Roof, Jonathan	.301	50	193	39	58	15	2	4	23	89	27	32	2	1	.384	.461
*Tavarez, Aneuray	.250	93	344	52	86	16	5	11	50	145	17	97	18	5	.298	.422
#Vinicio, Jose	.264	39	129	16	34	5	1	0	10	41	4	29	0	6	.292	.318
*Weems, Jordan	.329	24	82	13	27	4	0	1	6	34	9	24	2	0	.409	.415
Witte, Jantzen	.296	65	257	21	76	20	4	4	39	116	18	41	2	1	.340	.451
Team Total	.261	136	4538	648	1186	265	47	72	582	1761	478	1012	122	56	.338	.388

PITCHERS	W-L	PCT	ERA	G	GS	CG	SHO	SV	IP	H	R	ER	HR	HB	BB	SO	WP
Aro, Jonathan	2-0	1.000	1.80	7	1	0	0	1	20.0	12	6	4	1	1	7	24	1
Cuevas, William	2-6	.250	4.70	24	10	0	0	1	95.2	92	57	50	7	9	32	80	9
Dahlstrand, Jacob	3-0	1.000	2.81	6	5	0	0	0	32.0	31	16	10	3	1	8	21	0
Diaz, Dayan	0-1	.000	1.34	24	0	0	0	6	33.2	21	8	5	1	1	14	40	4
Diaz, Luis	6-3	.667	3.33	13	13	0	0	0	67.2	71	31	25	3	3	18	48	7
Gedman, Matt	0-1	.000	4.50	1	0	0	0	0	2.0	1	1	1	1	0	0	2	0
Grover, Taylor	0-1	.000	1.46	5	0	0	0	1	12.1	7	2	2	0	0	6	19	2
Gunkel, Joe	3-5	.375	4.64	10	10	1	0	0	52.1	62	32	27	3	2	13	39	6
Haley, Justin	7-4	.636	2.82	19	11	1	1	1	92.2	77	34	29	4	6	23	74	6
Jimenez, Ellis	0-0	.000	3.38	2	0	0	0	0	2.2	2	1	1	1	0	0	0	0
*Johnson, Brian	3-1	.750	3.86	5	5	0	0	0	25.2	23	13	11	0	0	7	33	3
Kraus, Kyle	7-4	.636	4.43	27	3	0	0	3	83.1	100	49	41	9	2	16	59	5
*Kukuk, Cody	4-7	.364	5.26	20	20	0	0	0	78.2	71	53	46	2	3	71	87	15
Light, Pat	6-6	.500	4.93	22	22	1	0	0	115.0	135	67	63	10	6	33	57	5
*Littrell, Corey	5-5	.500	3.60	19	18	0	0	0	100.0	101	43	40	8	7	38	91	10
Maddox, Austin	1-1	.500	5.82	10	0	0	0	1	21.2	20	14	14	5	1	3	22	2
Martin, Kyle	4-5	.444	4.02	35	0	0	0	10	80.2	84	41	36	11	10	16	82	13
Mercedes, Simon	5-10	.333	4.76	19	14	0	0	1	85.0	85	50	45	6	3	38	74	8
Ott, Matty	2-1	.667	2.36	17	0	0	0	4	26.2	20	10	7	0	0	6	25	3
Quevedo, Heri	1-1	.500	4.29	4	4	0	0	0	21.0	22	11	10	0	1	6	25	1
*Reed, Nate	3-1	.750	3.83	20	0	0	0	0	47.0	39	20	20	3	3	33	36	4
Stroup, Kyle	1-2	.333	8.25	18	0	0	0	1	24.0	39	28	22	1	3	21	20	5
Younginer, Madison	3-3	.500	4.08	35	0	0	0	2	57.1	61	31	26	0	1	25	55	5
Team Total	68-68	.500	4.09	136	136	3	11	32	1177.0	1176	618	535	79	63	434	1013	114

2014 WILMINGTON BLUE ROCKS INDIVIDUAL STATISTICS (W-L Record 65-72)

BATTERS	AVG	G	AB	R	H	2B	3B	HR	RBI	TB	BB	SO	SB	CS	OBP	SLG
Antonio, Michael	.242	68	227	30	55	18	2	5	32	92	12	40	0	1	.278	.405
Chavez, Johermyn	.224	36	125	13	28	3	0	3	17	40	12	34	0	0	.310	.320
Chism, Tyler	.227	8	22	1	5	2	0	0	0	7	2	6	1	1	.320	.318
*Davis, Logan	.220	13	41	2	9	0	2	0	3	13	1	9	1	0	.238	.317
Diekroeger, Kenny	.212	47	151	17	32	2	1	1	8	39	18	37	6	1	.296	.258
*Donato, Mark	.185	44	135	7	25	6	2	1	14	38	12	32	0	0	.263	.281
Dozier, Hunter	.295	66	224	36	66	18	0	4	39	96	35	56	7	3	.397	.429
Eibner, Brett	.220	13	41	5	9	3	0	1	3	15	10	16	3	2	.373	.366
Evans, Zane	.226	101	371	34	84	24	0	5	36	123	27	92	2	1	.284	.332
Ford, Fred	.152	17	46	5	7	1	0	2	6	14	4	18	0	0	.220	.304
Gallagher, Cam	.228	96	312	24	71	18	0	5	34	104	37	38	1	0	.306	.333
Gore, Terrance	.218	89	252	34	55	8	1	0	15	65	20	66	36	4	.284	.258
Lopez, Jack	.215	108	405	34	87	19	2	1	29	113	27	66	23	9	.274	.279
*Maggi, Beau	.000	2	4	0	0	0	0	0	0	0	1	2	0	0	.333	.000
#Mondesí, Raul	.211	110	435	54	92	14	12	8	33	154	24	122	17	4	.256	.354
Rockett, Daniel	.205	116	351	38	72	14	5	3	28	105	21	87	7	1	.259	.299
Schlehuber, Jared	.252	48	155	20	39	9	0	6	20	66	19	31	2	0	.339	.426
Schwindel, Frank	.241	16	58	6	14	3	0	2	5	23	2	12	0	0	.279	.397
Starling, Bubba	.218	132	482	67	105	23	4	9	54	163	49	150	17	2	.304	.338
*Stubbs, Cody	.223	92	314	27	70	11	4	10	39	119	23	92	2	1	.287	.379
Threlkeld, Mark	.242	17	62	7	15	1	0	2	4	22	3	20	1	0	.288	.355
#Torres, Ramon	.248	44	149	14	37	5	3	0	8	48	10	16	5	2	.298	.322
Team Total	.224	137	4362	475	977	202	38	68	427	1459	369	1042	131	32	.292	.334

KEY: * - lefthanded hitter/pitcher, # - switch hitter

2014 STATISTICS

PITCHERS	W-L	PCT	ERA	G	GS	CG	SHO	SV	IP	H	R	ER	HR	HB	BB	SO	WP
Almonte, Miguel	6-8	.429	4.49	23	22	0	0	0	110.1	107	60	55	9	11	32	101	8
*Bartsch, Kyle	5-5	.500	2.29	41	0	0	0	7	55.0	45	16	14	3	0	12	52	3
Binford, Christian	5-4	.556	2.40	14	14	0	0	0	82.2	72	28	22	2	2	11	92	4
Caramo, Yender	4-8	.333	3.59	35	4	0	0	3	82.2	94	42	33	1	6	12	42	4
*Davis, Tripp	0-0	.000	2.70	2	0	0	0	0	6.2	8	2	2	0	0	1	8	0
*Dziedzic, Jonathan	6-7	.462	2.52	24	24	0	0	0	125.0	122	40	35	5	2	37	113	4
Edwards, Andrew	0-4	.000	5.79	11	0	0	0	1	18.2	22	12	12	1	2	7	15	0
*Finnegan, Brandon	0-1	.000	0.60	5	5	0	0	0	15.0	5	1	1	1	0	2	13	1
*Manaea, Sean	7-8	.467	3.11	25	25	1	1	0	121.2	102	54	42	5	5	54	146	4
Murray, Matthew	0-1	.000	2.50	8	0	0	0	0	18.0	9	5	5	1	0	7	19	1
Nina, Aroni	3-1	.750	4.53	23	0	0	0	0	43.2	37	27	22	2	3	25	45	5
Peterson, Mark	1-2	.333	1.31	33	0	0	0	22	41.1	31	8	6	1	1	12	32	1
Pounders, Brooks	0-1	.000	4.02	3	3	0	0	0	15.2	16	9	7	0	1	7	18	1
Santos, Luis	4-4	.500	5.00	16	11	0	0	0	72.0	68	42	40	6	6	18	52	5
Sneed, Zeb	5-3	.625	2.71	38	0	0	0	1	63.0	56	28	19	2	1	14	48	8
Sparkman, Glenn	8-3	.727	1.56	29	18	0	0	1	121.0	94	28	21	2	0	25	117	4
*Stumpf, Daniel	3-8	.273	3.77	32	8	0	0	2	74.0	82	34	31	1	1	19	79	5
Walter, John	6-3	.667	3.80	30	3	0	0	0	64.0	66	27	27	3	3	22	44	4
Williams, Ali	0-0	.000	1.88	12	0	0	0	0	24.0	16	5	5	2	0	11	37	0
Wood, Blake	2-1	.667	0.93	5	0	0	0	0	9.2	4	1	1	1	0	2	10	0
Team Total	65-72	.474	3.09	137	137	1	17	37	1164.0	1056	469	400	48	44	330	1083	62

2014 WINSTON-SALEM DASH INDIVIDUAL STATISTICS (W-L Record 61-78)

BATTERS	AVG	G	AB	R	H	2B	3B	HR	RBI	TB	BB	SO	SB	CS	OBP	SLG
Anderson, Tim	.297	68	286	48	85	18	7	6	31	135	7	68	10	3	.323	.472
*Barnum, Keon	.253	132	491	49	124	29	1	8	60	179	37	163	3	0	.306	.365
Basto, Nick	.263	87	315	39	83	14	2	7	35	122	19	66	1	4	.313	.387
#Beatty, C.J.	.222	13	45	7	10	1	0	1	6	14	4	8	2	1	.280	.311
Buckner, Grant	.276	61	203	23	56	14	1	4	26	84	9	24	2	2	.318	.414
Coats, Jason	.291	115	429	64	125	35	2	15	72	209	35	65	5	2	.350	.487
*DeMichele, Joey	.264	105	386	50	102	25	4	4	42	147	34	65	6	3	.324	.381
Engel, Adam	.239	21	88	11	21	0	0	0	5	21	6	21	9	1	.296	.239
Hawkins, Courtney	.249	122	449	65	112	25	4	19	84	202	53	143	11	3	.331	.450
*Heisler, Adam	.283	33	113	15	32	5	3	2	9	49	11	15	7	3	.347	.434
*Jirschele, Justin	.315	40	124	14	39	6	0	0	4	45	9	7	4	0	.361	.363
*Johnson, Michael	.156	22	64	6	10	2	0	0	6	12	9	13	0	2	.250	.188
Marjama, Mike	.266	70	248	26	66	16	2	3	17	95	8	33	2	3	.292	.383
#May, Jacob	.258	109	415	66	107	31	10	2	27	164	42	71	37	8	.326	.395
Medina, Martin	.270	37	126	12	34	6	1	0	16	42	10	35	3	0	.324	.333
#Michalczewski, Trey	.194	19	72	5	14	2	0	0	5	16	9	21	1	0	.293	.222
*Narvaez, Omar	.279	47	140	18	39	8	0	2	16	53	27	21	3	2	.393	.379
*Peter, Jake	.236	23	89	8	21	4	1	0	5	27	4	13	1	0	.277	.303
#Rondon, Cleuluis	.247	53	198	24	49	10	4	1	24	70	19	33	3	4	.315	.354
Voight, Zach	.222	35	108	11	24	8	1	2	14	40	14	25	0	2	.317	.370
#Walker, Keenyn	.217	70	230	27	50	8	3	0	21	64	25	85	20	3	.298	.278
Team Total	.260	139	4619	588	1203	267	46	76	525	1790	391	995	130	46	.321	.388

PITCHERS	W-L	PCT	ERA	G	GS	CG	SHO	SV	IP	H	R	ER	HR	HB	BB	SO	WP
Barnette, Tyler	0-0	.000	15.00	2	0	0	0	0	3.0	7	7	5	0	0	2	3	0
*Bautista, Jose	1-1	.500	5.46	24	0	0	0	0	31.1	31	22	19	4	5	24	37	3
1*Bierman, Sean	0-0	.000	3.38	5	0	0	0	0	5.1	5	3	2	1	0	4	6	0
Blough, Bryan	1-2	.333	1.93	13	1	0	0	4	18.2	17	7	4	1	0	5	20	0
Blount, Nick	0-1	.000	7.00	4	2	0	0	0	9.0	11	7	7	2	2	2	9	1
Brennan, Brandon	2-0	1.000	2.93	6	6	0	0	0	30.2	32	11	10	1	1	12	22	1
*Brewster, Ben	0-1	.000	1.80	4	0	0	0	0	5.0	5	2	1	0	1	5	5	0
Bucciferro, Tony	7-10	.412	3.90	21	21	2	1	0	129.1	139	68	56	8	1	16	94	5
*Casey, Jarrett	1-0	1.000	0.00	6	0	0	0	2	8.0	5	0	0	0	1	2	11	0
*Crawford, Evan	0-1	.000	3.38	2	0	0	0	0	2.2	1	2	1	0	3	2	6	1
Danish, Tyler	5-3	.625	2.65	18	18	0	0	0	91.2	87	35	27	7	4	23	78	2
Dykstra, James	3-3	.500	4.89	9	9	0	0	0	53.1	73	33	29	3	2	6	46	3
Fernandez, Raul	2-3	.400	2.49	14	0	0	0	0	21.2	14	7	6	1	2	17	20	1
Goldberg, Brad	4-4	.500	5.23	35	7	0	0	2	75.2	90	59	44	2	7	46	62	10
*Hagan, Sean	2-1	.667	3.70	36	0	0	0	1	56.0	53	29	23	3	3	21	35	5
Hansen, Kyle	8-4	.667	3.33	31	0	0	0	2	51.1	48	22	19	1	3	20	52	3
Hardin, Brandon	0-2	.000	1.86	19	0	0	0	5	19.1	16	7	4	2	0	8	19	1
Isler, Zach	1-8	.111	5.18	37	0	0	0	4	41.2	59	33	24	2	1	25	44	2
Jaye, Myles	3-0	1.000	1.55	4	4	1	1	0	29.0	22	8	5	2	0	5	15	0
Leyer, Euclides	1-3	.250	4.53	34	0	0	0	3	55.2	55	32	28	3	3	29	50	4
Lopez, Adam	0-1	.000	5.14	4	0	0	0	0	7.0	4	4	4	0	0	5	9	1
Marin, Terance	4-3	.571	4.22	14	10	0	0	0	70.1	77	44	33	5	4	16	60	1
Montas, Francellis	4-0	1.000	1.60	10	10	1	0	0	62.0	45	16	11	2	2	14	56	3
*Olacio, Jefferson	0-5	.000	4.69	29	4	0	0	0	55.2	65	43	29	2	6	31	58	4
Ortiz, Braulio	0-8	.000	5.05	20	9	0	0	3	51.2	64	34	29	3	2	33	51	6
Putman, David	0-0	.000	3.18	10	0	0	0	2	11.1	10	6	4	0	1	9	19	5
Recchia, Mike	4-3	.571	2.90	7	7	0	0	0	40.1	27	15	13	3	2	10	47	0
*Rodon, Carlos	0-0	.000	1.86	4	2	0	0	0	9.2	7	3	2	0	0	5	15	1
Sanchez, Angel	1-1	.500	4.26	2	2	0	0	0	12.2	13	7	6	1	1	3	9	0
Wendelken, J.B.	7-10	.412	5.25	27	27	1	0	0	145.2	181	105	85	15	5	33	129	4
Team Total	61-78	.435	3.91	139	139	5	6	28	1204.2	1263	671	523	74	62	433	1087	67

KEY: * - left-handed hitter/pitcher, # - switch hitter

2014 STATISTICS

2014 GRAND SLAM HOME RUNS

DATE	BATTER	TEAM	OPPONENT	PITCHER
APR 3	Ryan Dent	Salem	Myrtle Beach	Sam Stafford
APR 13	Jeremy Lucas	Carolina	Potomac	Ian Dickson
APR 17	Preston Beck	Myrtle Beach	Potomac	Travis Henke
MAY 4	Oscar Tejeda	Potomac	Winston-Salem	Euclides Leyer
MAY 6	Hunter Dozier	Wilmington	Salem	Austin Maddox
MAY 8	Carson Blair	Salem	Carolina	Shawn Morimando
MAY 30	Joey Gallo	Myrtle Beach	Carolina	Clayton Cook
JUN 6	Bubba Starling	Wilmington	Potomac	Gio Gonzalez
JUN 19	Hanser Alberto	Myrtle Beach	Wilmington	Luis Santos
JUL 10	Alex Monsalve	Carolina	Lynchburg	Nate Hyatt
JUL 11	Erik Gonzalez	Carolina	Winston-Salem	Angel Sanchez
JUL 25	Jeremy Lucas	Carolina	Potomac	Brian Rauh
JUL 30	Lewis Brinson	Myrtle Beach	Potomac	Khayyan Norfolk
AUG 30	Ryan Cordell	Myrtle Beach	Lynchburg	Alex Wilson

3-HOME RUN GAMES FOR BATTERS

DATE	BATTER	TEAM	AB/OTHER HITS	OPPONENT
APR 23	Joey Gallo	Myrtle Beach	4/none	Frederick
MAY 16	Joey Gallo	Myrtle Beach	4/1B	Potomac


HIT FOR CYCLE

DATE	BATTER	TEAM	HITS/AT-BATS	OPPONENT
JUL 5	Mike Yastrzemski	Frederick	5/6	Lynchburg
JUL 19	Jerrud Sabourin	Carolina	5/6	Myrtle Beach

5-HIT GAMES FOR BATTERS

DATE	BATTER	TEAM	AT BATS	OPPONENT
APR 27	Joey DeMichele	Winston-Salem	5	Salem
MAY 27	Jorge Alfaro	Myrtle Beach	5	Salem
JUN 1	Ryan Dent	Salem	6	Potomac
JUN 8	Yandy Diaz	Carolina	5	Winston-Salem
JUN 8	Kevin Ahrens	Lynchburg	6	Salem
JUL 5	Mike Yastrzemski	Frederick	6	Lynchburg


Hall of Famer Carl Yastrzemski led the league with a .377 average for the 1959 Raleigh Capitals.



ALL TIME RECORDS

OVERALL

Hits	208	Oswaldo Olivares, Salem, 1977
Runs	161	Woody Fair, Durham, 1946
Batting	.391	Harry Sullivan, Raleigh, 1947
Home Runs	55	Leo (Muscle) Shoals, Reidsville, 1949
Doubles	52	Joey Terdoslavich, Lynchburg 2011
Triples	17	David Arrington, Salem, 1968 Mike Cameron, Prince William, 1994
Runs Batted In	166	Leon Wagner, Danville, 1956
Total Bases	365	Leo (Muscle) Shoals, Reidsville, 1949
Stolen Bases	109	Esix Snead, Potomac, 2000
Caught Stealing	35	Esix Snead, Potomac, 2000
Sacrifices	33	Joe Faraci, Greensboro, 1963
Sacrifice Flies	16	Adam Johnson, Durham, 1997
Strikeouts	211	Glenallen Hill, Kinston, 1985
Walks	161	Gerald Davis, Salem, 1981
Hit by Pitch	30	Seth Loman, Winston-Salem, 2010 Jared Prince, Myrtle Beach, 2011
At-Bats	624	Mike Hafenecker, Burlington, 1950
Games	154	Andrew Piesik, Reidsville, 1950 Curt Flood, Hi-Toms, 1956 Karl Kuehl, Hi-Toms, 1956 Doug Hubacek, Greensboro, 1956



Ossie Olivares had a record 208 hits as a 1977 Salem Pirate.

MOST HITS IN SUCCESSION

12 Kenneth Kuhn, Burlington, 1958 (3 games)

MOST CONSECUTIVE GAMES HIT SAFELY

31 Orge Pat Cooper, Martinsville, 1948
30 Thomas (Reid) Nichols, Winston-Salem, 1979
28 Danny Briner, Durham, 1961
27 Ernie Showfety, Greensboro, 1948
26 Samuel Parrilla, Raleigh-Durham, 1969

MOST CONSECUTIVE TIMES REACHING BASE SAFELY

16 Michael Almanzar, Salem, 2012

MOST RUNS, ONE GAME

6 Roy Williamson, Greensboro, May 14, 1945
Leo (Muscle) Shoals, Reidsville, Aug 25, 1949
Jim Miller, Reidsville, Sept 5, 1949
Bobby Lyons, Fayetteville, June 10, 1954
Larry Elliott, Wilson, Aug 7, 1959
James Kuehner, Burlington, May 10, 1970
John Shaw, Kinston, July 8, 1972
Jeff Wetherby, Durham, Aug 8, 1986
John Rigos, Salem, June 6, 1987
Mike Easley, Kinston, May 4 1991

MOST HITS, ONE GAME

7 Louis Sander, Winston-Salem, July 11, 1945

MOST DOUBLES HIT, ONE GAME

4 Ralph Hodgins, Winston-Salem, July 13, 1954
Bill Fowler, Fayetteville, June 12, 1955
Hal McRae, Peninsula, Aug 26, 1966
Luis Aguayo, Peninsula, May 8, 1977
Dan Norman, Hagerstown, May 13, 1986
Lenny Bell, Winston-Salem, July 21, 1989

ALL TIME RECORDS

Russell Branyan, Kinston, April 5, 1997
Darren Fenster, Wilmington, May 5, 2004
Nick Markakis, Frederick, April 28, 2005
Jake Romanski, Salem, August 31, 2014

MOST TRIPLES HIT, ONE GAME

3 Dolson (Doc) Ayers, Wilson, June 23, 1956
Johnny Tutt, Hagerstown, July 29, 1982
Chone Figgins, Salem, June 7, 2000

MOST HOME RUNS, ONE GAME

Many players tied at 3 (last five)
May 16, 2007, Chris Gimenez, Kinston vs. Frederick
July 26, 2007, Armando Camacaro, Kinston vs. Wilmington
July 22, 2006, Louis Santangelo, Salem vs. Frederick
April 23, 2014, Joey Gallo, Myrtle Beach vs. Frederick
May 16, 2014, Joey Gallo, Myrtle Beach vs. Potomac

MOST HOME RUNS, ONE INNING

2 Harry Sullivan, Raleigh, July 26, 1946
Joe Cunningham, Winston-Salem, July 22, 1951 (All-Star Game)
Tommy Murray, Durham, June 18, 1962
Gary Pellant, Alexandria, April 29, 1979
Mark Gillaspie, Salem, April 18, 1982
Eli Ben, Salem, May 25, 1985
Phil Plantier, Lynchburg, Aug 20, 1989
Armando Romero, Salem, May 13, 1990
Jimmy Hurst, Prince William, June 23, 1994
Dee Haynes, Potomac, July 17, 2001

MOST GRAND SLAMS, ONE SEASON

7 Chuck Weatherspoon, Wilson, 1961

MOST GRAND SLAMS, ONE GAME

2 Chuck Weatherspoon, Wilson, May 2, 1961
Brian Greer, Salem, May 4, 1981
Dave Falcone, Hagerstown, June 9, 1986

MOST GRAND SLAMS IN SUCCESSION

2 Chuck Weatherspoon, Wilson, May 2, 1961

MOST RUNS BATTED IN, ONE GAME

11 Dave Falcone, Hagerstown, June 9, 1986

MOST RUNS BATTED IN, ONE INNING

6 Jackie Davis, Hi-Toms, July 28, 1958
Cliff Johnson, Raleigh-Durham, May 5, 1970
Jack Voigt, Frederick, Aug 3, 1989

MOST BASES ON BALLS, ONE GAME

7 Marvin Clack, Alexandria, May 20, 1983

MOST STOLEN BASES, ONE GAME

5 Albert Hall, Durham, May 30, 1980
Johnny Tutt, Hagerstown, Aug 14, 1982
Kohichi Ogata, Peninsula, Aug 18, 1989
Esix Snead, Potomac, May 28, 1999

ALL TIME RECORDS

MOST TIMES STRUCK OUT, ONE GAME

- 7 Thomas Epperly, Lynchburg, Aug 20, 1972 (18 innings)
6 John Crawford, Kinston, April 28, 1979 (12 innings)
Keith Thomas, Salem, May 13, 1993 (13 innings)
Ryan Darr, Potomac, April 7, 2000 (15 innings)
Troy Farnsworth, Potomac, July 31, 2000 (17 innings)
Jon Helguist, Salem, June 1, 2004 (14 innings)
Keury De La Cruz, Salem, August 13, 2013 (18 innings)
Many players tied at five (last five)
Brandon Hicks, Myrtle Beach, May 27, 2008
Courtney Hawkins, Winston-Salem, June 13, 2013
Joey DeMichele, Winston-Salem, July 4, 2013
Daniel Mateo, Wilmington, August 9, 2013
Will Skinner, Lynchburg, August 6, 2014

MOST TOTAL BASES, ONE GAME


- 15 Leo (Muscle) Shoals, Reidsville, at Durham, June 12, 1949
(three homers, one double and one single)
Albert Cleary, Raleigh, at Durham, July 27, 1952
(three homers, one double and one single)
Frank Wehner, Winston-Salem, at Durham, July 9, 1955
(three homers and one triple)
Robert Machado, Prince William, Aug 13, 1994
(three homers, three singles)

MOST CONSECUTIVE PINCH HITS

- 8 Rocky Skalisky, Peninsula, April 23–June 25, 1976



A pair of future Hall of Famers played in the Carolina League in 1966, Rod Carew (above) with the Wilson Tobs and Johnny Bench (right) with the Peninsula Grays. Bench was inducted into the Hall of Fame in 1989 and Carew in 1991.



SINGLE SEASON PERFORMANCES

BATTING

.391---Harry Sullivan, Raleigh 1947
.385---William Duke, Durham 1947
.380---Thomas Wright, Durham 1946
.377---Carl Yastrzemski, Raleigh 1959
.376---Joseph Socey, Martinsville 1946
.376---Orge Pat Cooper, Martinsville 1947
.373---Edwin (Eddie) Morgan, Martinsville 1948
.370---Oswaldo Olivares, Salem 1977
.370---Jim Negrych, Lynchburg 2008
.369---Will Culmer, Peninsula 1980
.368---Robert Wellman, Martinsville 1947
.368---Fred Pacitto, Durham 1947

RBI

166---Leon Wagner, Danville 1956
161---Woody Fair, Durham 1946
137---Leo (Muscle) Shoals, Reidsville 1949
136---Bert Barth, Rocky Mount 1962
129---Russell Sullivan, Danville 1948
128---Bill Nagel, Leaksville 1947
128---Curt Flood, Hi-Toms 1956
127---Ray Jablonski, Winston-Salem 1951
126---Walter Hobson, Leaksville 1946
125---Ed Olivares, Winston-Salem 1960
125---Wayne Harris, Greensboro 1946
123---Don Buddin, Greensboro 1953
123---Chuck Weatherspoon, Wilson 1961
123---Orge Pat Cooper, Martinsville 1948
123---M. Joseph Kratzer, Martinsville 1948

HOME RUNS

55---Leo (Muscle) Shoals, Reidsville 1949
51---Leon Wagner, Danville 1956
49---Tolia Solaita, Hi-Toms 1968
41---Gus Zernial, Burlington 1946
38---James Pokal, Fayetteville 1954
38---Woody Fair, Danville 1949
35---Russell Sullivan, Danville 1948
35---Emil Showfety, Greensboro 1949
35---Ed Olivares, Winston-Salem 1960
34---Gerald Davis, Salem 1981
34---Daniel Peoples, Kinston 1997
33---Bert Barth, Rocky Mount 1962
33---Ian Gac, Winston-Salem 2011
32---Bubba Smith, Peninsula 1992
32---Guy Morton, Greensboro 1954
32---Jack Hussey, Fayetteville 1954
32---Joseph Lis, Tidewater 1968
32---Cody Johnson, Myrtle Beach, 2009

DOUBLES

52---Joseph Terdoslavich, Lynchburg 2011
51---Woody Fair, Durham 1946
50---Lawrence (Crash) Davis, Durham 1948
50---Carlos Lee, Winston-Salem 1997
49---James Halkard, Greensboro 1949
48---Steve Demeter, Durham 1954

47---Ernesto Mejia, Myrtle Beach 2008
46---Orge Pat Cooper, Martinsville 1948
45---John Carenbauer, Danville 1945
45---Ray Jablonski, Winston-Salem 1951
45---Scott Cooper, Lynchburg 1988
45---Frank Diaz, Potomac 2005
45---William Brown, Danville 1949
44---Joe Pancoe, Reidsville 1952
44---Walter Hobson, Leaksville 1946
44---Aug Granzig, Leaksville 1945
43---Robert Caldwell, Danville 1953
43---Garrett Atkins, Salem 2001
43---Richard Woodard, Burlington 1948
43---Tyler Moore, Potomac 2010
42---Bob Worthington, Winston-Salem 1947
42---Willie Duke, Durham 1947
42---Rod Bair, Salem 1998
42---Cory Sullivan, Salem 2002
42---Rudolph Tanner, Raleigh 1953

TRIPLES

17---David Arrington, Salem 1968
17---Mike Cameron, Prince William 1994
16---Charles Woddail, Burlington 1947
16---Frank Grundler, Lynchburg 1974
16---Marcus Lawton, Lynchburg 1986
15---Jaime Almendro, Danville 1945
15---Don Butzer, Greensboro 1946
15---Tom Martin, Raleigh 1949
15---Benny de la Rosa, Salem 1980
15---James Lamb, Greensboro 1947
14---William Evans, Burlington 1950
14---Samuel Parrilla, Burlington 1964
14---Oswaldo Olivares, Salem 1977
14---Lenny Dykstra, Lynchburg 1983
14---Chone Figgins, Salem 2000
14---Patrick Haggerty, Durham 1949
14---Paulo Orlando, Wilmington/W-S 2008

STOLEN BASES

109---Esix Snead, Potomac 2000
105---Lenny Dykstra, Lynchburg 1983
100---Albert Hall, Durham 1980
88---Edwin Yan, Winston-Salem 2002
84---Miguel Dilone, Salem 1974
81---Tim Raines, Frederick 2000
79---Ced Kandrum, Winston-Salem 1987
77---Omar Moreno, Salem 1973
77---Bob Dernier, Peninsula 1979
77---Pete Stanicek, Hagerstown 1986
77---Don Buford, Jr. Hagerstown 1988
76---Ruddy Yan, Winston-Salem 2003
72---Ed Stroud, Tidewater 1964

ANNUAL AWARD WINNERS

CAROLINA LEAGUE PLAYER OF THE YEAR

Year	Player.....	Team
1948	Lewis Hester	Reidsville
1949	Leo (Muscle) Shoals.....	Reidsville
1950	Bill Evans.....	Burlington
1951	Ray Jablonski.....	Winston-Salem
1952	Leonard Matarazzo.....	Fayetteville
1953	Ramon Monzant.....	Danville
1954	Guy Morton.....	Greensboro
1955	Danny Morejon.....	Hi-Toms
1956	Curt Flood.....	Hi-Toms
1957	Fred Van Dusen.....	Hi-Toms
1958	Fred Valentine.....	Wilson
1959	Carl Yastrzemski.....	Raleigh
1960	Ed Olivares.....	Winston-Salem
1961	Chuck Weatherspoon.....	Wilson
1962	Rusty Staub.....	Durham
1963	Jim Price.....	Kinston
1964	Ed Stroud.....	Tidewater
1965	Bobby Murcer.....	Greensboro
1966	Robbie Snow.....	Winston-Salem
1967	Don Money.....	Raleigh
1968	Tony Solaita.....	Hi-Toms
1969	Luther Quinn.....	Salem
1970	Cliff Johnson.....	Raleigh-Durham
1971	Richard Giallella.....	Peninsula
1972	Dave Parker.....	Salem
1973	Terry Whitfield.....	Kinston
1974	Miguel Dilone.....	Salem
1975	Luke Wrenn.....	Salem
1976	Marshall Brant.....	Lynchburg
1977	Ozzie Olivares.....	Salem
1978	Ossie Virgil.....	Peninsula
1979	Bob Dernier.....	Peninsula
1980	Julio Franco.....	Peninsula
1981	Brad Komminsk.....	Durham
1982	Juan Samuel.....	Peninsula
1983	Lenny Dykstra.....	Lynchburg
1984	Barry Lyons.....	Lynchburg
1985	Shawn Abner.....	Lynchburg
1986	Gregg Jefferies.....	Lynchburg
1987	Casey Webster.....	Kinston
1988	Mickey Pina.....	Lynchburg
1989	Phil Plantier.....	Durham
1990	Gary Scott.....	Winston-Salem
1991	Pete Castellano.....	Winston-Salem
1992	Bubba Smith.....	Peninsula
1993	Bubba Smith.....	Winston-Salem
1994	Larry Sutton.....	Wilmington
1995	Richie Sexson.....	Kinston
1996	Jose Guillen.....	Lynchburg
1997	Aramis Ramirez.....	Lynchburg
1998	Joe Crede.....	Winston-Salem
1999	Marcus Giles.....	Myrtle Beach
2000	Troy Farnsworth.....	Potomac
2001	Victor Martinez.....	Kinston
2002	Brad Hawpe.....	Salem
2003	Chris Shelton.....	Lynchburg
2004	Brad Eldred.....	Lynchburg
2005	Leo Daigle.....	Winston-Salem
2006	Jordan Brown.....	Kinston
2007	Mitch Einertson.....	Salem
2008	Beau Mills.....	Kinston

ANNUAL AWARD WINNERS

2009	Brandon Waring.....	Kinston
2010	Tyler Moore.....	Potomac
2011	Ian Gac.....	Winston-Salem
2012	Dan Black.....	Winston-Salem
2013	Chris Curley.....	Winston-Salem
2014	Joey Gallo.....	Myrtle Beach

CAROLINA LEAGUE PITCHER OF THE YEAR

Year	Player.....	Team
1979	Thomas Hart.....	Peninsula
1980	LeRoy Smith.....	Peninsula
1981	Mike Brown.....	Winston-Salem
1982	Charles Hudson.....	Peninsula
1983	Dwight Gooden.....	Lynchburg
1984	Randy Myers.....	Lynchburg
1985	Kyle Hartshorn.....	Lynchburg
1986	Dave Pavlas.....	Winston-Salem
1987	Blaine Beatty.....	Hagerstown
1988	Kent Mercker.....	Durham
	Kevin Bearnse.....	Kinston
1989	Charles Nagy.....	Kinston
1990	Frank Seminara.....	Prince William
1991	Sam Miletello.....	Prince William
1992	John Cummings.....	Peninsula
1993	Julian Tavares.....	Kinston
1994	Bart Evans.....	Wilmington
1995	Bartolo Colon.....	Kinston
1996	Noe Najera.....	Kinston
1997	Cliff Politte.....	Prince William
1998	Rick Ankiel.....	Prince William
1999	Josk Kalinowski.....	Salem
2000	Christian Parra.....	Myrtle Beach
2001	Trey Hodges.....	Myrtle Beach
	Jimmy Journell.....	Potomac
2002	Sean Burnett.....	Lynchburg, Potomac
2003	Zack Grienke.....	Wilmington
2004	Zach Duke.....	Lynchburg
2005	James Johnson.....	Frederick
2006	Charles Lofgren.....	Kinston
2007	Rowdy Hardy.....	Wilmington
2008	Jake Arrieta.....	Frederick
2009	Zachary Britton.....	Frederick
2010	Jordan Hotchkiss.....	Lynchburg
2011	Robbie Ross.....	Myrtle Beach
2012	Gus Schlosser.....	Lynchburg
2013	Cody Anderson.....	Carolina
2014	Glenn Sparkman.....	Wilmington

CAROLINA LEAGUE CHAMPIONSHIP SERIES MVP

1992	Ruben Santana.....	Peninsula
1993	Ricky Gonzalez.....	Winston-Salem
1994	Lance Jennings.....	Wilmington
1995	Richie Sexon.....	Kinston
1996	Keifer Rackley.....	Wilmington
1997	David Daniels.....	Lynchburg
1998	Paul Phillips.....	Wilmington
1999	none selected	
2000	Junior Brignac.....	Myrtle Beach
2001	John Lindsey.....	Salem
2002	Matt Meath.....	Lynchburg
2003	Josh Fields.....	Winston-Salem
2004	J.D. Martin.....	Kinston
2005	Brian Finch.....	Frederick
2006	Randy Newsom.....	Kinston
2007	Chorye Spoon.....	Frederick

ANNUAL AWARD WINNERS

2008	Jhonathan Solano	Potomac
2009	Chase d'Arnaud.....	Lynchburg
2010	Bill Rhinehart	Potomac
2011	Manny Machado	Frederick
2012	Nick Ahmed	Lynchburg
2013	Sean Coyle.....	Salem
2014	John Wooten.....	Potomac

CAROLINA LEAGUE MANAGER OF THE YEAR

Year	Player.....	Team
1987	Mike Hargrove	Kinston
1988	Dick Berardino	Lynchburg
1989	Grady Little	Durham
1990	Wally Moon	Frederick
1991	Brian Graham.....	Kinston
1992	Marc Hill.....	Peninsula
1993	Dave Keller.....	Kinston
	Pete Mackanin	Frederick
1994	Mike Jirschele.....	Wilmington
1995	John Mizerock	Wilmington
1996	Jack Mull	Kinston
1997	Joel Skinner	Kinston
1998	Chris Cron	Winston-Salem
1999	Eric Wedge.....	Kinston
2000	Brian Snitker	Myrtle Beach
2001	Brad Komminsk	Kinston
2002	Jeff Garber	Wilmington
2003	Dave Clark	Lynchburg
2004	Torey Lovullo	Kinston
2005	Ivan DeJesus.....	Salem
2006	Jim Pankovits	Salem
2007	Mike Sarbaugh.....	Kinston
2008	Rocket Wheeler	Myrtle Beach
2009	Joe McEwing	Winston-Salem
2010	Joe McEwing	Winston-Salem
2011	Aaron Holbert.....	Kinston
2012	Tommy Thompson	Winston-Salem
2013	Jason Wood	Myrtle Beach
2014	Tripp Keister.....	Potomac

INDIVIDUAL BATTING. SEASON

BATTING CHAMPIONS

1945	Glenn Brundis, Danville	366
1946	Tom Wright, Durham	380
1947	Harry Sullivan, Raleigh	391
1948	Eddie Morgan, Martinsville	373
1949	William Brown, Danville	361
1950	Bill Evans, Burlington	338
1951	Ray Jablonski, Winston-Salem	363
1952	Emil Karlik, Durham	347
1953	Bill Radulovich, Durham	349
1954	Guy Morton, Greensboro	348
1955	Danny Morejon, Hi-Toms	324
1956	Curt Flood, Hi-Toms	340
1957	Eddie Logan, Hi-Toms	327
1958	Fred Valentine, Wilson	319
1959	Carl Yastrzemski, Raleigh	377
1960	Phil Linz, Greensboro	321
1961	Gates Brown, Durham	324
1962	Cesar Tovar, Rocky Mount	329
1963	Donald Bosch, Kinston	332
1964	Michael Page, Winston-Salem	344
1965	Edwin Stroud, Tidewater	341
1966	Jose Calero, Winston-Salem	330
1967	Van Kelly, Kinston	323
1968	Carlos May, Lynchburg	330
1969	Kenneth Huebner, Hi-Toms	324
1970	Rennie Stennett, Salem	326
1971	Art Howe, Salem	348
1972	Dave Parker, Salem	310
1973	Terry Whitfield, Kinston	335
1974	Frank Grundler, Lynchburg	335
1975	W. Ted Cox, Winston-Salem	305
1976	Rogers Lee Brown, Peninsula	349
1977	Oswaldo Olivares, Salem	370
1978	Ronald MacDonald, Lynchburg	325
1979	Patrick Kelly, Kinston	309
1980	Wil Culmer, Peninsula	369
1981	Brad Komminsk, Durham	322
1982	Rick Renteria, Alexandria	331
1983	Lenny Dykstra, Lynchburg	358
1984	Dave Magadan, Lynchburg	350
1985	Dave Martinez, Winston-Salem	342
1986	Gregg Jefferies, Lynchburg	354
1987	Leo Gomez, Hagerstown	326
1988	Bernie Williams, Prince William	335
1989	Luis Mercedes, Frederick	309
1990	Ken Ramos, Kinston	345
1991	Jeff McNeely, Lynchburg	322
1992	Corey Kapano, Winston-Salem	318
1993	Felix Colon, Lynchburg	320
1994	Harry Berrios, Frederick	348
1995	Mike Sweeney, Wilmington	310
1996	Sean Casey, Kinston	331
1997	Richard Short, Frederick	319
1998	Joe Crede, Winston-Salem	315
1999	Marcus Giles, Myrtle Beach	326
2000	Victor Rodriguez, Kinston	327
2001	Victor Martinez, Kinston	329
2002	Brad Hawpe, Salem	347
2003	Chris Shelton, Lynchburg	359
2004	Pat Osborn, Kinston	342
2005	Leo Daigle, Winston-Salem	341
2006	Carl Loadenthal, Myrtle Beach	323

INDIVIDUAL BATTING. SEASON

2007	Billy Hart, Salem	305
2008	Jim Negrych, Lynchburg	370
2009	Robert Widlansky, Frederick	340
2010	Eric Hosmer, Wilmington	354
2011	Andrelton Simmons, Lynchburg	311
2012	Carlos Sanchez, Winston-Salem Dan Black, Winston-Salem	315
2013	Michael Ohlman, Frederick	313
2014	Tony Renda, Potomac	307

RUNS BATTED IN

1945	John Carenbauer, Danville	121
1946	Woody Fair, Durham	161
1947	Bill Nagel, Leaksville	128
1948	Russell Sullivan, Danville	129
1949	Leo (Muscle) Shoals, Reidsville	137
1950	Woody Fair, Danville	103
1951	Ray Jablonski, Winston-Salem	127
1952	Dale Powell, Danville Paul Owens, Winston-Salem	105
1953	Don Buddin, Greensboro	123
1954	Guy Morton, Greensboro	120
1955	Harold Holland, Danville	121
1956	Leon Wagner, Danville	166
1957	Ino Rodriguez, Danville	114
1958	Allen Milley, Danville	97
1959	Don Lock, Greensboro	122
1960	Ed Olivares, Winston-Salem	125
1961	Chuck Weatherspoon, Wilson	123
1962	Bert Barth, Rocky Mount	136
1963	Jim Price, Kinston	109
1964	Steve Whitaker, Greensboro	100
1965	Mike Derrick, Kinston	103
1966	Barry Morgan, Kinston	104
1967	Ron Allen, Tidewater	100
1968	Tolia Solaita, Hi-Toms	122
1969	Greg Luzinski, Raleigh-Durham	92
1970	Cliff Johnson, Raleigh-Durham	91
1971	Craig Kusick, Lynchburg	91
1972	Dave Parker, Salem	101
1973	G. Charles Erickson, Winston-Salem	101
1974	Randy Bass, Lynchburg	112
1975	Luther Wrenn, Salem	97
1976	Marshall Brant, Lynchburg	93
1977	Eugenio Cotes, Salem	102
1978	Ossie Virgil, Peninsula	98
1979	Michael Fitzgerald, Lynchburg	75
1980	Julio Franco, Peninsula	99
1981	Brad Komminsk, Durham	104
1982	Rick Renteria, Alexandria	100
1983	Dave Cochrane, Lynchburg	102
1984	Randy Day, Peninsula	103
1985	Shawn Abner, Lynchburg	89
1986	Craig Worthington, Hagerstown	105
1987	Casey Webster, Kinston	111
1988	Mickey Pina, Lynchburg	108
1989	Phil Plantier, Lynchburg	105
1990	Armando Romero, Salem	90
1991	Pete Castellano, Winston-Salem	87
1992	Andy Hartung, Winston-Salem	94
1993	Chad Mottola, Winston-Salem	91
1994	B.J. Waszgis, Frederick	100
1995	Richie Sexson, Kinston	85

INDIVIDUAL BATTING, SEASON

1996	Johnny Isom, Frederick	104
1997	Aramis Ramirez, Lynchburg	114
1998	Joe Crede, Winston-Salem	88
1999	Andy Bevins, Potomac	97
2000	Troy Farnsworth, Potomac	113
2001	Troy Cameron, Kinston	76
2002	Josh Bonifay, Lynchburg	102
2003	Walter Young, Lynchburg	87
2004	Casey Rogowski, Winston Salem	90
2005	Leo Daigle, Winston-Salem	112
2006	Jordan Brown, Kinston	87
2007	Brad Corley, Lynchburg	89
2008	Ernesto Mejia, Myrtle Beach	93
2009	Brandon Waring, Frederick	90
2010	Tyler Moore, Potomac	111
2011	Ian Gac, Winston-Salem	96
2012	Trayce Thompson, Winston-Salem	90
2013	Chris Curley, Winston-Salem	92
2014	Courtney Hawkins, Winston-Salem	84

DOUBLES

1945	John Carenbauer, Danville	45
1946	Woody Fair, Durham	51
1947	Bob Worthington, Winston-Salem	
	Willie Duke, Durham	42
1948	Lawrence (Crash) Davis, Durham	50
1949	James Halkard, Greensboro	49
1950	Russell Rac, Winston-Salem	
	Orge Pat Cooper, Burlington	35
1951	Ray Jablonski, Winston-Salem	45
1952	Joe Pancoe, Reidsville	44
1953	Robert Caldwell, Danville	43
1954	Steve Demeter, Durham	48
1955	Joe Cristello, Fayetteville	
	James McManus, Durham	34
1956	Willie McCovey, Danville	38
1957	Frank Kostro, Durham	34
1958	Phillip Jantze, Winston-Salem	36
1959	Carl Yastrzemski, Raleigh	34
1960	Ed Gary, Greensboro	
	John Roth, Winston-Salem	29
1961	Duke Sims, Burlington	36
1962	Cesar Tovar, Rocky Mount	35
1963	Ronnie Durham, Burlington	38
1964	Chris Coletta, Winston-Salem	32
1965	Tony Torchia, Winston-Salem	31
1966	Bernie Carbo, Peninsula	30
1967	Don Money, Winston-Salem	37
1968	John Mason, Winston-Salem	25
1969	Cesar Cedenno, Peninsula	32
1970	Robert Storm, Lynchburg	28
1971	Robert Beall, Peninsula	31
1972	Dave Parker, Salem	30
1973	Jeffrey Geach, Kinston	34
1974	Michael Bennett, Winston-Salem	
	Miguel Dilone, Salem	28
1975	John Hughes, Rocky Mount	30
1976	Marshall Brant, Lynchburg	32
1977	John Hughes, Peninsula	33
1978	Ronald MacDonald, Lynchburg	30
1979	Greg Walker, Peninsula	27
1980	John Csefalvay, Lynchburg	30
1981	John Schaike, Alexandria	33

INDIVIDUAL BATTING. SEASON

1982	Francisco Melendez, Peninsula	33
1983	Ron Salcedo, Hagerstown	39
1984	Rey Quinonez, Winston-Salem	30
1985	Shawn Abner, Lynchburg	30
1986	Bob Bafia, Winston-Salem	36
1987	Leo Gomez, Hagerstown	38
1988	Scott Cooper, Lynchburg	45
1989	Ken Pennington, Durham	34
1990	Russ Davis, Prince William	37
1991	Sean Moore, Lynchburg	30
1992	Jose Viera, Winston-Salem	32
1993	Marc Marini, Kinston	34
1994	Craig Wilson, Prince William	36
1995	Richie Sexson, Kinston	34
1996	Freddy Garcia, Lynchburg	39
1997	Carlos Lee, Winston-Salem	50
1998	Rod Bair, Salem	42
1999	Marcus Giles, Myrtle Beach	40
2000	Kevin Burford, Salem	40
2001	Garrett Atkins, Salem	43
2002	Cory Sullivan, Salem	42
2003	Ryan Doumit, Lynchburg	38
2004	Mike Aviles, Wilmington	40
2005	Frank Diaz, Potomac	45
2006	Francisco Caraballo, Salem	40
2007	Mitch Einertson, Salem	40
2008	Ernesto Mejia, Myrtle Beach	47
2009	Jody Mercer, Lynchburg	36
2010	Tyler Moore, Potomac	43
2011	Joseph Terdoslavich, Lynchburg	52
2012	Michael Almanzar, Salem	
	Nick Ahmed, Lynchburg	36
2013	Michael Taylor, Potomac	41
2014	Kevin Ahrens, Lynchburg	41

TRIPLES

1945	Jaime Almendro, Danville	15
1946	Don Butzer, Greensboro	15
1947	Charles Woddail, Burlington	16
1948	George Wright, Martinsville	
	James Lamb, Greensboro	13
1949	Tom Martin, Raleigh	15
1950	William Evans, Burlington	14
1951	Joe Cunningham, Winston-Salem	11
1952	Donald MacLean, Burlington	11
	Scott Quakenbush, Greensboro	11
1953	Jennings Edwards, Raleigh	13
1954	Robert Phillips, Reidsville	10
1955	Joseph LaMonica, Greensboro	13
1956	Dale Ferris, Durham	10
1957	Frank Kostro, Durham	12
1958	Rafael Alomar, Danville	
	Tony Curry, Hi-Toms	9
1959	Leo Smith, Durham	9
1960	Don Wert, Durham	12
1961	Robert Immediato, Burlington	10
1962	Aug Garrido, Burlington	12
1963	Arturo Lopez, Greensboro	12
1964	Samuel Parrilla, Burlington	14
1965	Franklin Coggins, Burlington	11
1966	Harvey Yancey, Peninsula	11
1967	Joe Sparks, Lynchburg	9
1968	David Arrington, Salem	17

INDIVIDUAL BATTING, SEASON

1969	Howard Wood, Lynchburg	13
1970	Rennie Stennett, Salem	9
1971	Jose Gonzalez, Salem	13
1972	Ed Ott, Salem	10
1973	Dale Soderholm, Lynchburg	12
1974	Frank Grundler, Lynchburg	16
1975	Alberto Louis, Salem	
	Bobby Thompson, Lynchburg	10
1976	Rogers Lee Brown, Lynchburg	10
1977	Oswaldo Olivares, Salem	14
1978	Walter Backman, Lynchburg	
	Elijah Bonaparte, Peninsula	
	Jerry McDonald, Winston-Salem	
	George Vukovich, Peninsula	9
1979	Robert Silverman, Kinston	12
1980	Benny de la Rosa, Salem	15
1981	William Beane, Lynchburg	9
1982	Jeff Stone, Peninsula	13
1983	Lenny Dykstra, Lynchburg	14
1984	Kash Beauchamp, Kinston	
	Stan Jefferson, Lynchburg	9
1985	Shawn Abner, Lynchburg	11
1986	Marcus Lawton, Lynchburg	16
1987	Tim Richardson, Hagerstown	9
1988	Derrick May, Winston-Salem	9
1989	Pat Kelly, Prince William	7
1990	Fabio Gomez, Kinston	
	Tim Hines, Salem	8
1991	Jerrone Williams, Winston-Salem	11
1992	Ramon Martinez, Salem	12
1993	Curtis Goodwin, Frederick	10
1994	Mike Cameron, Prince William	17
1995	Enrique Wilson, Kinston	
	Ricky Gutierrez, Kinston	
	Donovan Delaney, Wilmington	7
1996	David Glass, Kinston	9
1997	Ramon Gomez	12
1998	Juan Sosa, Salem	12
1999	Jason Ross, Myrtle Beach	13
2000	Chone Figgins, Salem	14
2001	Jose Castillo, Lynchburg	
	Javier Colina, Salem	7
2002	Jorge Piedra, Salem	12
2003	Michael Rodriguez, Salem	8
2004	Gregor Blanco, Myrtle Beach	9
2005	Robert Valido, Winston-Salem	7
2006	Victor Mercedes, Winston-Salem	8
2007	Quentin Davis, Myrtle Beach	11
2008	Paulo Orlando, Wilmington/Winston-Salem	14
2009	Alex Presley, Lynchburg	11
2010	Justin Greene, Winston-Salem	9
2011	Ryan Strausborger, Myrtle Beach	
	Tyler Saladino, Winston-Salem	9
2012	Tony Wolters, Carolina	8
2013	Billy Burns, Potomac	9
2014	Raul Mondesi, Wilmington	12

HOME RUNS

1945	Aug Granzig, Leaksville;	
	Tommy Kirk, Martinsville;	
	Jerome Gutt, Martinsville;	
	Maurice Abrams, Martinsville	12
1946	Gus Zernial, Burlington	41

INDIVIDUAL BATTING. SEASON

1947	Eugene Petty, Danville	31
1948	Russell Sullivan, Danville	35
1949	Leo (Muscle) Shoals, Reidsville	55
1950	Fred Vaughn, Greensboro	27
1951	Ray Jablonski, Winston-Salem Carl Miller, Reidsville	28
1952	Dale Powell, Danville	25
1953	Jack Hussey, Raleigh	29
1954	James Pokel, Fayetteville	38
1955	Harold Holland, Danville	31
1956	Leon Wagner, Danville	51
1957	Eugene Oliver, Winston-Salem Bob Perry, Danville	30
1958	Bert Barth, Wilson Jackie Davis, Hi-Toms	25
1959	Don Lock, Greensboro	30
1960	Ed Olivares, Winston-Salem	35
1961	Chuck Weatherspoon, Wilson	31
1962	Bert Barth, Rocky Mount	33
1963	Walt Matthews, Durham	30
1964	Edwin Chasteen, Raleigh	28
1965	Mike Derrick, Kinston	28
1966	Barry Morgan, Kinston	28
1967	Hal King, Asheville	30
1968	Tolia Solaita, Hi-Toms	49
1969	Greg Luzinski, Raleigh-Durham	31
1970	Cliff Johnson, Raleigh-Durham	27
1971	Charlie Spikes, Kinston	22
1972	Robert Gorinski, Lynchburg	23
1973	James O'Bradovich, Lynchburg Terry Whitfield, Kinston	18
1974	Randy Bass, Lynchburg	30
1975	Jim Morrison, Rocky Mount	20
1976	Marshall Brant, Lynchburg	23
1977	John Hughes, Peninsula	22
1978	Ossie Virgil, Peninsula	29
1979	Gary Pellant, Alexandria	18
1980	Craig Brooks, Winston-Salem	24
1981	Gerald Davis, Salem	34
1982	David Malpeso, Winston-Salem	29
1983	Ken Gerhart, Hagerstown	31
1984	Randy Day, Peninsula	29
1985	Jim Dickerson, Winston-Salem	28
1986	Ronnie Gant, Durham	26
1987	Hensley Meulens, Prince William	28
1988	Mickey Pina, Lynchburg	21
1989	Phil Plantier, Lynchburg	27
1990	Greg Blosser, Lynchburg	18
1991	Tracy Sanders, Kinston	18
1992	Bubba Smith, Peninsula	32
1993	Bubba Smith, Winston-Salem	27
1994	Toby Rumfield, Winston-Salem	29
1995	Juan Thomas, Prince William	26
1996	Jose Gullien, Freddy Garcia, Lynchburg	21
1997	Daniel Peoples, Kinston	34
1998	Mike Glavine, Kinston	22
1999	Andy Bevins, Potomac	25
2000	Troy Farnsworth, Potomac	23
2001	Doug Gredvig, Frederick	20
2002	Josh Bonifay, Lynchburg	26
2003	Chris Shelton, Lynchburg	21
2004	Brian Becker, Winston-Salem Mark Saccomanno, Salem	22

INDIVIDUAL BATTING, SEASON

2005	Thomas Collaro, Winston-Salem	
	Leo Daigle, Winston-Salem	29
2006	Jason Fransz, Frederick	24
2007	Micah Schnurstein, Winston-Salem	25
2008	Ernesto Mejia, Myrtle Beach	21
2009	Cody Johnson, Myrtle Beach	32
2010	Tyler Moore, Potomac	31
2011	Ian Gac, Winston-Salem	33
2012	Tryce Thompson, Winston-Salem	22
2013	Chris Curley, Winston-Salem	24
2014	Joey Gallo, Myrtle Beach	21

STOLEN BASES

1945	Lewis King, Danville	65
1946	Hilliard Nance, Martinsville	61
1947	Del Duckworth, Leaksville/Durham	55
1948	Tommy Martin, Raleigh	39
1949	Pat Haggerty, Durham	62
1950	Jack Huesman, Winston-Salem	43
1951	Herb Mancini, Winston-Salem	36
1952	Jack Mitchell, Greensboro	47
1953	Jack Mitchell, Reidsville	52
1954	Eugene Hassell, Burlington	47
1955	Joseph (Peppy) LaMonica, Greensboro	34
1956	William Kallas, Fayetteville	35
1957	John Kennedy, Hi-Toms	23
1958	Fred Valentine, Wilson	27
1959	Elder White, Wilson	35
1960	Mitchell June, Burlington	26
1961	Chico Salmon, Durham	38
1962	Cesar Tovar, Rocky Mount	56
1963	John Parker, Burlington	41
1964	Ed Stroud, Tidewater	72
1965	Sam Thompson, Peninsula	64
1966	Ed Griffiths, Burlington	40
1967	Fred Wolcott, Winston-Salem	49
1968	Wilbert Hammond, Salem	39
1969	Mel Civil, Salem	36
1970	Roger Nelson, Winston-Salem	45
1971	Michael Cummings, Winston-Salem	43
1972	Dave Parker, Salem	38
1973	Omar Moreno, Salem	77
1974	Miguel Dilone, Salem	84
1975	Bobby Thompson, Lynchburg	65
1976	Luis Delgado, Winston-Salem	52
1977	Oswaldo Olivares, Salem	46
1978	Mel Barrow, Kinston	55
1979	Bob Dernier, Peninsula	77
1980	Albert Hall, Durham	100
1981	Gus Burgess, Winston-Salem	68
1982	Jeff Stone, Peninsula	94
1983	Lenny Dykstra, Lynchburg	105
1984	George Crum, Salem	61
1985	Eric Yelding, Kinston	62
1986	Pete Stanicek, Hagerstown	77
1987	Ced Landrum, Winston-Salem	79
1988	Don Buford, Jr., Hagerstown	77
1989	Rod Lofton, Frederick	62
1990	Fernando Ramsey, Winston-Salem	43
1991	Ramon Caraballo, Durham	53
1992	Lee Heath, Durham	50
1993	Curtis Goodwin, Frederick	61
1994	Essex Burton, Prince William	66
1995	Ricky Gutierrez, Kinston	43

INDIVIDUAL BATTING. SEASON

1996	Sergio Nunez, Wilmington	44
1997	Ramon Gomez, Winston-Salem	53
1998	Juan Sosa, Salem	64
1999	Scott Pratt, Kinston	47
2000	Esix Snead, Potomac	109
2001	Chad Durham, Winston-Salem	50
2002	Edwin Yan, Winston-Salem	88
2003	Ruddy Yan, Winston-Salem	76
2004	Rajai Davis, Lynchburg	57
2005	Robert Valido, Winston-Salem	52
2006	Pedro Powell, Lynchburg	63
2007	Pedro Powell, Lynchburg	67
2008	Derrick Robinson, Wilmington	62
2009	Derrick Robinson, Wilmington	69
2010	Kyle Hudson, Frederick	40
2011	Jeff Kobernus, Potomac	53
2012	Nick Ahmed, Lynchburg	40
2013	Billy Burns, Potomac	54
2014	Chris Garia, Myrtle Beach	45

TEAM BATTING. SEASON

OVERALL

Hits	1,573	Durham, 1946
Runs	1,050	Durham, 1946
Batting	305	Durham, 1946
At Bats	5,029	Winston-Salem, 1947
Most Games	154	Reidsville and Danville, 1950 Hi-Toms and Greensboro, 1956
Fewest Games	130	Winston-Salem, 1959
Total Bases	2,259	Martinsville, 1948
Home Runs	202	Winston-Salem, 1994
Doubles	335	Winston-Salem, 1947
Triples	95	Burlington, 1947
Runs Batted In	937	Durham, 1946
Left On Base	1,254	Danville, 1950
Stolen Bases	293	Durham, 1980
Hit Batsmen	118	Wilmington, 2001
Strikeouts	1,198	Lynchburg, 1990
Sacrifices	144	Winston-Salem, 1950
Sacrifice Flies	59	Kinston, 1987 Frederick, 1992
Walks	845	Durham, 1962

TEAM BATTING. GAME

MOST RUNS, ONE INNING

17.....Danville, May 12, 1945, vs. Raleigh
Durham, May 20, 1947, vs. Leaksville
Winston-Salem, June 11, 1953, vs. Reidsville

MOST RUNS, ONE INNING, BOTH TEAMS

20.....Martinsville (11) and Burlington (9), April 22, 1948
(7th inning)

MOST RUNS, ONE GAME

35.....Durham vs. Leaksville, May 20, 1947

MOST RUNS, ONE GAME, BOTH TEAMS

43.....Durham (35) and Leaksville (8), May 20, 1947

MOST HITS, ONE GAME

29.....Fayetteville, June 10, 1954

MOST HITS, ONE GAME, BOTH TEAMS

46.....Martinsville (28) and Durham (18), June 10, 1947

MOST HOME RUNS, ONE GAME

8.....Greensboro, July 21, 1958; Durham, June 8, 1981,
Durham, April 18, 1988

MOST HOME RUNS, ONE GAME, BOTH TEAMS

11.....Durham (8) and Salem (3), April 18, 1988
10.....Greensboro (8) and Danville (2), July 21, 1958

MOST SUCCESSIVE HOME RUNS

4.....Kinston, July 11, 1984 (Otis Green, Kevin Sliwinski,
Kash Beauchamp and Rico Sutton)
Salem, July 6, 1991 (Roman Rodriguez, Paul List,
Alberto de Los Santos and Ken Trusky)

MOST HOME RUNS, ONE INNING

4.....Peninsula, June 9, 1965
Kinston, July 11, 1984
Salem, July 3, 1989
Salem, July 6, 1991
Lynchburg, Aug 5, 1996

MOST STOLEN BASES, ONE GAME

12.....Durham, Aug 30, 1947, vs. Martinsville

MOST AT BATS, ONE GAME

75.....Danville, July 5, 1998 (21 innings)

MOST LEFT ON BASE, ONE GAME

24.....Kinston, June 1, 1965 (15 innings)
20.....Reidsville, Aug 21, 1952 (9 innings)

FEWEST LEFT ON BASE, ONE GAME

0.....Several clubs (last time: Myrtle Beach, Sept. 6, 2004)

INDIVIDUAL PITCHING. SEASON

OVERALL

Wins	25	Lewis Hester, Reidsville, 1948 Eddie Neville, Durham, 1949
Losses	21	Charles Miller, Raleigh, 1950
Games	78	Mike Brown, Rocky Mount, 1980
Innings	303	Frank Paulin, Leaksville, 1946
ERA	1.16	Peter Manos, Peninsula, 1976
Consecutive Wins	16	Lamar Inman Chambers, Burlington, 1947 James Minshall, Salem 1972
Consecutive Losses	12	Scott Gibson, Rocky Mount, 1980
Complete Games	31	Frank Paulin, Leaksville 1946
Shutouts	9	Leonard Matarazzo, Fayetteville, 1952
Strikeouts	300	Dwight Gooden, Lynchburg, 1983
Walks	170	Andrew Rubilotta, Tidewater, 1964
Hits	316	Frank Paulin, Leaksville, 1946
Runs	192	Charles Hastedt, Durham 1947
Home Runs	30	Lee Stange, Wilson, 1960
Wild Pitches	45	Ryan Price, Salem, 2001
Hit Batsmen	30	Bill MacLeod, Winston-Salem 1961
Saves	41	Mike Soper, Kinston 1991

MOST STRIKEOUTS, ONE GAME

- 20..... Charlie Timm, Raleigh, Aug 30, 1945, vs. Martinsville
Pete Cimino, Wilson, April 30, 1962, vs. Burlington
Tim Lewis, Alexandria, June 18, 1980, vs. Winston-Salem
Brian Fisher, Durham, April 30, 1982, vs. Salem
- 19..... Thurman Lowe, Danville, June 30, 1947, vs. Winston-Salem
Harvey Haddix, Winston-Salem, Aug 19, 1947,
vs. Durham
Al Gavey, Winston-Salem, June 23, 1948, vs. Martinsville
John Fitzgerald, Danville, June 28, 1955, vs. Winston-Salem
Bill Bell, Kinston, April 30, 1956 (13 innings), vs. Fayetteville
Ben Tench, Raleigh, June 3, 1959, vs. Wilson
John Cullen, Greensboro, May 28, 1960 (12 innings),
vs. Raleigh
Joe Carboni, Rocky Mount, May 4, 1962, vs. Wilson
- 18..... David Hernandez, Frederick, Sept. 2, 2007, vs. Winston-Salem

MOST BASES ON BALLS, ONE GAME

- 17..... Jack Jenkins, Rocky Mount, May 4, 1962, vs. Durham

MOST BASES ON BALLS, ONE GAME, BOTH TEAMS

- 31..... Greensboro (25) and Danville (6), May 1, 1946

MOST CONSECUTIVE STRIKEOUTS

- 9..... Rudy May, Tidewater, June 2, 1964 (Rocky Mount)
Brian Fisher, Durham, April 30, 1982 (Salem)

20-GAME WINNERS

- 25..... Lewis Hester, Reidsville, 1948
Eddie Neville, Durham, 1949
- 23..... Art Fowler, Danville, 1945
Ken Deal, Burlington, 1947
Ramon Monzant, Danville, 1953
- 22..... Pete Bryant, Burlington, 1947
Al Henencheck, Raleigh, 1948
Adam Twarkins, Danville, 1949
Leonard Matarazzo, Fayetteville, 1952
- 21..... Roy Pinyoun, Raleigh, 1945

INDIVIDUAL PITCHING. SEASON

- Inman Chambers, Burlington, 1947
 Luis Arroyo, Greensboro, 1949
 Pete Angell, Danville, 1950
 Lee Peterson, Winston-Salem, 1950
 Mike Forline, Reidsville, 1951
 Eddie Neville, Durham, 1953
 20..... Pete Angell, Danville, 1949
 John McPadden, Durham, 1951
 Ben Rossman, Raleigh, 1953
 Lee Stange, Wilson, 1960
 Robbie Snow, Winston-Salem, 1966

MOST CONSECUTIVE INNINGS PITCHED

- 18..... Wallace Mitchell, Durham, July 17, 1945, vs. Martinsville
 (tie game, called by curfew)
 Eddie Neville, Durham, Aug 29, 1952, vs. Greensboro
 (Neville also doubled and scored the winning run in 1-0 win)

MOST CONSECUTIVE SCORELESS INNINGS

- 66.....Rayner Oliveros, Wilmington, 2007
 60.....Gilbert de la Vara, Wilmington, 2007
 42..... Michael Brown, Winston-Salem, 1981
 38..... Ben Rossman, Raleigh, 1952
 Bruce Kunkle, Kinston, 1963
 Luis Tiant, Burlington, 1963

220 STRIKEOUTS

- 300..... Dwight Gooden, Lynchburg 1983
 275..... Ken Deal, Burlington 1947
 268..... Harvey Haddix, Winston-Salem 1947
 258..... James Bryant, Burlington 1947
 240..... Adam Twarkins, Danville 1949
 234..... Jack Frisinger, Winston-Salem 1948
 230..... Charles Gooding, Winston-Salem 1945
 234..... Eugene Snyder, Hi-Toms 1958
 233..... John Fitzgerald, Danville 1955
 232..... Ramon Monzat, Danville 1953
 Earl Hunsinger, Wilson 1956
 228..... Luis Arroyo, Greensboro 1949
 227..... Vilmer (Vinegar Bend) Mizell, Winston-Salem 1950
 226..... Mark Schaeffer, Winston-Salem 1967
 221..... Joel Bennett, Lynchburg 1993
 Christopher Short, High Point-Thomasville 1958
 220..... Frank Paulin, Leaksville 1946



Former Pittsburgh Pirates pitcher Harvey Haddix pitched a no-hitter in the Carolina League for Winston-Salem against the Durham Bulls on Aug 21, 1947, striking out 19 in the process. As a Pirate, he pitched 12 perfect innings against the Milwaukee Braves on May 26, 1959, but gave up an unearned run in the 13th inning to lose the game 1-0.

While other former Carolina Leaguers have pitched no-hitters in the majors, including Dock Ellis and Dwight Gooden, Haddix is the only one to pitch a no-hitter in both.

INDIVIDUAL PITCHING. GAME

PERFECT GAMES

- 7/17/68..... Ed Phillips, Winston-Salem, defeated Rocky Mount 3-0
7/30/72..... Jim Hughes, Lynchburg, defeated Rocky Mount 3-0 (7 innings)
4/18/73..... Steve Hardin, Wilson, defeated Winston-Salem 3-0
8/12/78..... Marty Bystrom, Peninsula, defeated Winston-Salem 3-0
6/2/79..... Tom Hart, Peninsula, defeated Salem 5-0 (7 innings)
8/15/81..... Steve Ibarguen, Lynchburg, defeated Alexandria, 1-0 (6 innings)
8/13/82..... Rick Hatcher, Durham, defeated Salem 3-0 (7 innings)
4/9/89..... Dennis Burlingame, Durham, defeated Frederick 4-0 (7 innings)
9/6/04..... Keith Ramsey, Kinston, defeated Myrtle Beach 6-0

NO-HIT GAMES (9-plus innings)

- 8/26/63..... Lindy Kurt (9-13), Tidewater, lost to Kinston 1-0 (12 innings)
5/24/90..... Chris Czarnik, Durham, lost to Winston-Salem 3-2 (14 innings)

NO-HIT GAMES, INDIVIDUAL (83 TOTAL)

- 7/16/45..... Claude Crocker, Burlington, lost to Greensboro 1-0
9/6/45..... Charles Gooding, Winston-Salem, defeated Raleigh 5-0 (7 innings)
8/21/47..... Harvey Haddix, Winston-Salem, defeated Danville 6-0, (7 innings)
8/21/47..... Al Henencheck, Raleigh, defeated Greensboro 13-0
5/1/48..... Rex Benton, Martinsville, defeated Greensboro 5-1
7/16/49..... Bob Curley, Winston-Salem, tied Martinsville 0-0 (5 innings)
7/25/49..... Luis Arroyo, Greensboro, defeated Burlington 1-0
7/8/50..... Len Perme, Durham, defeated Greensboro 2-1 (7 innings)
7/14/50..... Bob Cruze, Durham, defeated Fayetteville 1-0
6/8/50..... John Mikan, Burlington, defeated Raleigh 1-0
7/29/50..... Al Zilian, Greensboro, defeated Reidsville 7-0 (7 innings)
8/3/50..... Wes Livengood, Raleigh, defeated Burlington 6-0 (7 innings)
8/16/50..... Gene Pereyra, Greensboro, defeated Fayetteville 6-0 (7 innings)
5/18/51..... Dave Charles, Burlington, defeated Greensboro 3-0 (7 innings)
4/27/53..... William Beane, Burlington, defeated Raleigh 4-2
5/9/54..... George Starrette, Reidsville, defeated Danville 1-0
5/10/54..... Billy Washburn, Winston-Salem, defeated Hi-Toms 4-0
6/4/54..... Don Schultz, Burlington, defeated Durham 4-0
5/18/56..... Ted Stone, Greensboro, defeated Kinston 5-0 (7 innings)
5/19/56..... Albert Wilson, Danville, defeated Kinston 2-0 (7 innings)
8/30/56..... Ken McBride, Greensboro, defeated Fayetteville 6-0
4/22/57..... Bob Quinn, Danville, defeated Greensboro 7-2 (6 innings)
6/10/57..... Charles Smith, Greensboro, defeated Durham 2-0
5/25/58..... John Aehl, Durham, defeated Greensboro 2-0 (7 innings)
8/27/58..... Ben Tench, Raleigh, defeated Burlington 2-0 (7 innings)
5/19/59..... Larry Foster, Durham, defeated Greensboro 3-0
7/3/59..... Jim Weaver, Burlington, defeated Durham 3-1 (7 innings)
7/23/59..... Bob Veale, Wilson, defeated Raleigh 2-0
4/24/60..... Joe Bonikowski, Wilson, defeated Greensboro 6-0 (27 batters)
9/5/60..... Warren Hodgdon, Raleigh, defeated Greensboro 6-0 (7 innings)
8/14/61..... Tracy Rivers, Raleigh, defeated Greensboro 7-0 (7 innings)
5/4/62..... Joe Carboni, Rocky Mount, defeated Wilson 10-0
7/1/62..... Pete Cimino, Wilson, defeated Winston-Salem 1-0 (27 batters)
7/28/62..... Juan Gomez, Raleigh, defeated Greensboro 16-0
5/7/63..... Luis Tiant, Burlington, defeated Winston-Salem 4-0
8/2/63..... Jack Spurgin, Greensboro, defeated Winston-Salem 1-0
8/18/64..... Leroy Heiser, Rocky Mount, defeated Burlington 5-0 (7 innings)
4/21/65..... Bill Henry, Greensboro, defeated Wilson 3-0 (7 innings)
7/16/65..... Juan Quintana, Durham, defeated Raleigh 1-0 (7 innings)
4/19/66..... Juan Quintana, Durham, defeated Peninsula 8-0
4/28/66..... Curtis Sauer, Wilson, defeated Greensboro 2-0 (7 innings),
5/15/66..... Dick Drago, Rocky Mount, defeated Greensboro 5-0 (7 innings)
5/15/66..... Darrell Clark, Rocky Mount, defeated Greensboro 2-0 (7 innings)
5/29/66..... Dick Mergler, Raleigh, defeated Lynchburg 3-0
6/11/66..... Conrad Noessel, Kinston, defeated Tidewater 5-0 (7 innings)

INDIVIDUAL PITCHING. GAME


8/10/66..... Bruce Von Hoff, Durham, defeated Rocky Mount 5-0
8/7/67..... Dennis Musgraves, Durham, defeated Kinston 5-0 (5 innings)
6/30/67..... Lowell Palmer, Tidewater, defeated Kinston 7-0 (27 batters)
6/16/69..... James Minshall, Salem, defeated Hi-Toms 4-0
8/28/69..... Mike Baldwin, Lynchburg, defeated Red Springs 2-0
5/11/70..... William Olsen, Kinston, defeated Burlington 2-0
6/1/70..... Wally Smallwood, Burlington, defeated Salem 5-0 (7 innings)
6/14/70..... Bob Elliott, Kinston, defeated Lynchburg 5-0 (7 innings)
6/28/70..... Don Leshnock, Rocky Mount, defeated Peninsula 4-0
4/25/71..... Ray O'Neill, Lynchburg, defeated Peninsula 7-0 (7 innings)
8/1/71..... Danny Fife, Rocky Mount, defeated Lynchburg 2-1 (7 innings)
8/26/71..... Dave Goltz, Lynchburg, defeated Burlington 5-0 (7 innings)
5/27/75..... Joseph Neal, Salem, defeated Anderson (WCL) 1-0
5/25/76..... Richard Waller, Winston-Salem, defeated Charleston (WCL) 4-1
7/18/76..... Don Fowler, Peninsula, defeated Lynchburg 3-0
6/7/77..... Kevin Stephenson, Winston-Salem, defeated Salem 2-0 (7 innings)
7/1/78..... Henry Mack, Peninsula, lost to Lynchburg 3-2
8/29/80..... Rick Behenna, Durham, defeated Rocky Mount 8-0
8/13/82..... Fernando Gonzales, Alexandria, defeated Winston-Salem 3-0
6/7/84..... Rob Parkins, Winston-Salem, defeated Durham 3-0 (7 innings)
5/26/85..... Jose Bautista, Lynchburg, defeated Prince William 6-0 (7 innings)
4/13/88..... Bill Kazmierczak, Winston-Salem, defeated Salem 1-0 (7 innings)
5/20/88..... Bill Kazmierczak, Winston-Salem, defeated Virginia 11-0
5/28/89..... Randy Tomlin, Salem, defeated Kinston 1-0
6/16/90..... Rick Balbon, Peninsula, defeated Frederick 4-0 (7 innings)
5/26/91..... Oscar Munoz, Kinston, defeated Prince William 1-0
7/3/91..... Eric Shullstrom, Frederick, defeated Kinston 2-1
7/12/91..... Steve Trachsel, Winston Salem, defeated Peninsula 4-2 (7 innings)
6/1/92..... Tim VanEgmond, Lynchburg, defeated Prince William 2-0
5/19/95..... Rich Pratt, Prince William, defeated Frederick 3-0 (7 innings)
8/4/96..... Luther Hackman, Salem, defeated Kinston 4-1
6/4/97..... Jason Rakers, Kinston, defeated Durham, 8-0 (7 innings)
5/2/00..... Brian Sanches, Wilmington, defeated Lynchburg, 5-0
8/7/02..... Kip Bouknight, Salem, defeated Frederick, 5-0
7/3/03..... John Maine, Frederick, defeated Winston-Salem, 3-0 (7 innings)
6/19/09..... Levi Maxwell, Winston-Salem, defeated Wilmington, 4-0 (7 innings)
6/30/10..... Nathan Moreau, Frederick, defeated Salem, 7-0
6/22/12..... Aaron Northcraft, Lynchburg, defeated Salem, 3-0 (7 innings)

NO-HIT GAMES, COMBINATION (19 TOTAL)

5/14/64..... Gil Downs (5) and Charles Payne (2) Greensboro, defeated Wilson 2-0 (7 innings)
6/29/72..... John Morlan (4) and DeWayne Mason (1), Salem,
lost to Kinston 2-1 (5 innings)
4/11/75..... Rod Scurry (7) and Chet Gunter (1), Salem, lost to Lynchburg 2-1
8/23/91..... Paul Byrd, Scott Morgan, Mike Soper, Kinston, defeated Prince William 1-0
4/9/92..... Greg Bicknell (8) and Chuck Wiley (1), Peninsula, defeated Salem 1-0
4/13/92..... Mike Hostetler (6), Barry Chiles (1), Mike Potts (1), Dave Williams (1)
Durham, defeated Peninsula 9-0
4/30/92..... Frank Rodriguez (7) and Joe Caruso (2) Lynchburg, defeated Winston-Salem 3-0
4/8/95..... Brian Woods (7) and Archie Vazquez (2) Prince William, defeated Salem 8-0
4/15/95..... Jose Rosado (7) and Pat Flury (2) Wilmington, defeated Winston-Salem 3-0
4/30/95..... Tommy Harrison (8) and Earl Nelson (1) Durham, defeated Prince William 4-0
7/26/95..... John Dillinger (7) and Jason Pfaff (2) Lynchburg, defeated Kinston 4-0
4/10/97..... Scott Randall (6), Lariel Gonzalez (1) Salem, def. Wilmington 1-0 (7 innings)
5/7/97..... Steve Shoemaker (6) and Mike Zolecki (3) Salem defeated Kinston 3-0
4/15/99..... Josh Miller (6), Jeremy Halpin (2), Derek Brown (1)
Frederick, defeated Salem 4-0
7/23/00..... Tim Spooneybarger (1), and Christian Parra (6)

INDIVIDUAL PITCHING. GAME

- Myrtle Beach, defeated Frederick 1-0 (7 innings)
- 4/15/01..... Delvin Lantigua (6), Brad Bohanon (1), Kyle Kane (1) and Jeff Bajenaru (1)
Winston-Salem, defeated Myrtle Beach 11-0
- 4/12/06..... Radhames Liz (5), Russ Petrick(2), Jeff Montani (1) and Casey Cahill (1)
Frederick, defeated Salem 3-0
- 4/29/08 . . . Matt Zaleski (5), Matt Long (0) and Kanekoa Texeira (1),
Winston-Salem, lost to Potomac, 3-0 (7 innings)
- 8/5/08..... Brandon Erbe (6), Ryan Ouellette (.1), Fredy Deza (2.2), Frederick,
defeated Salem 5-0
- 9/5/10..... Marty Popham(7), Chris Jones (2) and Cory Burns (1)
Kinston, defeated Potomac, 1-0 (10 innings)
- 5/19/12..... Nick Tepesch (7.1) and Jimmy Reyes (1.2),
Myrtle Beach, defeated Wilmington, 3-0



1985 National League Cy Young Award winner Dwight Gooden holds the Carolina League record for strikeouts in a season with 300.

INDIVIDUAL PITCHING. SEASON

EARNED RUN AVERAGE

1945	Charlie Timm, Raleigh	2.36
1946	Harold (Skinny) Brown, Durham	2.42
1947	Harvey Haddix, Winston-Salem	1.90
1948	Al Henencheck, Raleigh	2.24
1949	Adam Twarkins, Danville	2.07
1950	Woody Rich, Greensboro	2.41
1951	James Lewey, Winston-Salem	2.65
1952	Eddie Neville, Durham	1.72
1953	Duane Wilson, Greensboro	2.21
1954	John Patula, Greensboro	1.58
1955	Jack Taylor, Hi-Toms	1.78
1956	Cleo Lewright, Kinston	2.38
1957	David Reed, Durham	2.04
1958	Johnny Aehl, Durham	1.86
1959	Bill Spanswick, Raleigh	2.49
1960	Jim Bouton, Greensboro	2.73
1961	Bill MacLeod, Winston-Salem	2.31
1962	Steve Blass, Kinston	1.97
1963	Sherman (Roadblock) Jones, Raleigh	2.10
1964	Tom Moser, Burlington	2.47
1965	Dock Ellis, Kinston	1.98
1966	Robbie Snow, Winston-Salem	1.75
1967	Harold Clem, Raleigh	1.64
1968	Billy Champion, Tidewater	2.03
1969	Gordon Knutson, Raleigh-Durham	1.90
1970	Daniel Bootcheck, Rocky Mount	1.92
1971	Richard Fusari, Peninsula	2.19
1972	Dave Pagan, Kinston	2.53
1973	Roy Thomas, Rocky Mount	2.24
1974	Don Aase, Winston-Salem	2.43
1975	T. Frederick Jones, Winston-Salem	2.11
1976	Peter Manos, Peninsula	1.16
1977	Jeff Schneider, Peninsula	2.50
1978	Jose Martinez, Peninsula	2.07
1979	Thomas Hart, Peninsula	2.22
1980	James Wright, Peninsula	1.85
1981	Mike Brown, Winston-Salem	1.49
1982	Charles Hudson, Peninsula	1.85
1983	Dwight Gooden, Lynchburg	2.50
1984	Randy Myers, Lynchburg	2.06
1985	Kyle Hartshorn, Lynchburg	1.69
1986	Jeff Ballard, Hagerstown	1.85
1987	Charles Scott, Kinston	2.69
1988	Kent Mercker, Durham	2.75
1989	Ray Mullino, Winston-Salem	2.32
1990	Frank Seminara, Prince William	1.90
1991	Tim Smith, Lynchburg	2.16
1992	Joe Caruso, Lynchburg	1.98
1993	Jason Fronio, Kinston	2.41
1994	Mike Bovee, Wilmington	2.65
1995	Glendon Rusch, Wilmington	1.74
1996	Noe Najera, Kinston	2.70
1997	Clifford Politte, Prince William	2.24
1998	Chandler Martin, Salem	2.48
1999	Josh Kalinowski, Salem	2.11
2000	Corey Thurman, Wilmington	2.26
2001	Jimmy Journell, Potomac	2.50
2002	Ken Nelson, Myrtle Beach	1.72
2003	Kyle Middleton, Wilmington	2.41
2004	Trae McGill, Wilmington	2.08

INDIVIDUAL PITCHING. SEASON

2005	Chance Douglass, Salem	2.90
2006	Scott Lewis, Kinston	1.48
2007	James Deters, Kinston	2.24
2008	Jake Arrieta, Frederick	2.87
2009	Paolo Espino, Kinston	2.59
2010	Jordan Hotchkiss, Lynchburg	2.30
2011	Robert Ross, Myrtle Beach	2.26
2012	Kyle Hendricks, Myrtle Beach	2.82
2013	Cody Anderson, Carolina	2.34
2014	Glenn Sparkman, Wilmington	1.56

STRIKEOUTS

1945	Charles Gooding, Winston-Salem	230
1946	Frank Paulin, Leaksville	220
1947	Ken Deal, Burlington	275
1948	Jack Frisinger, Winston-Salem	234
1949	Adam Twarkins, Danville	240
1950	Wilmer (Vinegar Bend) Mizell, Winston-Salem	227
1951	Dennis Reeder, Winston-Salem	155
1952	Ronald Necciai, Burlington	172
1953	Ramon Monzant, Danville	232
1954	Don Schultz, Burlington	178
1955	John Fitzgerald, Danville	233
1956	Earl Hunsinger, Wilson	232
1957	David Reed, Durham	200
1958	Eugene Snyder, Hi-Toms	234
1959	Bob Veale, Wilson	187
1960	Johnny Seale, Durham	197
1961	Bill MacLeod, Winston-Salem	208
1962	Steve Blass, Kinston	209
1963	Luis Tiant, Burlington	207
1964	Donald Hagen, Raleigh	202
1965	Ernest Barron, Wilson	183
1966	Wally Wolf, Peninsula	185
1967	Mark Schaeffer, Winston-Salem	226
1968	Al Fitzmorris, Lynchburg	214
1969	Mike Garman, Winston-Salem	
	John Penn, Raleigh-Durham	183
1970	Lynn McGlothen, Winston-Salem	202
1971	Donald Schroeder, Kinston	176
1972	Dave Pagan, Kinston	192
1973	Roy Thomas, Rocky Mount	193
1974	Don Aase, Winston-Salem	176
1975	W. Burke Suter, Winston-Salem	150
1976	Ed Whitson, Salem	186
1977	Neil Allen, Lynchburg	126
1978	Marty Bystrom, Peninsula	159
1979	Mike Howard, Winston-Salem	161
1980	Donald Carman, Peninsula	141
1981	Jeff Bittiger, Lynchburg	168
1982	Tony Ghelfi, Peninsula	162
1983	Dwight Gooden, Lynchburg	300
1984	Mitch Cook, Lynchburg	178
1985	Eric Bell, Hagerstown	162
1986	Chris Ritter, Prince William	149
1987	David Miller, Durham	155
1988	Phil Harrison, Winston-Salem	169
1989	Derek Livernois, Lynchburg	151
1990	Mike Oquist, Frederick	170
1991	Curtis Leskanic, Kinston	163
1992	John Cummings, Peninsula	144

INDIVIDUAL PITCHING. SEASON

1993	Joel Bennett, Lynchburg	221
1994	Jim Pittsley, Wilmington	171
1995	Bartolo Colon, Kinston	152
1996	Russell Herbert, Prince William	148
1997	Carlos Chantres, Winston-Salem	158
1998	Rob Bell, Danville	192
1999	Josh Kalinowski, Salem	176
2000	Ryan Cameron, Salem	168
2001	Brian Tallet, Kinston	164
2002	Adam Wainwright, Myrtle Beach	167
2003	Macay McBride, Myrtle Beach	139
2004	Thomas Pauly, Potomac	135
2005	James Johnson, Frederick	168
2006	James Barthmaier, Salem	134
2007	David Hernandez, Frederick	168
2008	Brandon Erbe, Frederick	151
2009	Eammon Portice, Salem	141
2010	Randall Delgado, Myrtle Beach	120
2011	Justin Marks, Wilmington	140
2012	Aaron Northcraft, Lynchburg	160
2013	Alec Asher, Myrtle Beach	139
2014	Sean Manaea, Wilmington	146

WINS

1945	Art Fowler, Danville	23
1946	Roy Pinyoun, Raleigh Frank Paulin, Leaksville	19
1947	Ken Deal, Burlington	23
1948	Lewis Hester, Reidsville	25
1949	Eddie Neville, Durham	25
1950	Lee Peterson, Winston-Salem Pete Angell, Danville	21
1951	Mike Forline, Reidsville	21
1952	Leonard Matarazzo, Fayetteville	22
1953	Ramon Monzant, Danville	23
1954	Bob Cruze, Durham; Curt Barclay, Danville	19
1955	Woody Rich, Hi-Toms	19
1956	Jack Taylor, Hi-Toms	22
1957	George Moton, Winston-Salem	18
1958	Jack Taylor, Hi-Toms	19
1959	Bill Spanswick, Raleigh Don Dobrino, Wilson	15
1960	Lee Stange, Wilson	20
1961	Bill MacLeod, Winston-Salem; Willie Jones, Wilson; Eddie Merritt, Greensboro; Al Eisele, Burlington	15
1962	Frank Bork, Kinston	19
1963	Chuck Kovach, Burlington; Gerald Merz, Rocky Mount	17
1964	Donald Hagen, Raleigh	16
1965	Jim Morio, Peninsula; Wayne McAlpin, Wilson	16
1966	Robbie Snow, Winston-Salem	20
1967	Harold Clem, Raleigh; Gary Jones, Greensboro; Mike Daniel, Asheville; Jon Warden, Rocky Mount	15
1968	Jerry Cram, Wilson; Charlie Hudson, Raleigh-Durham;	

INDIVIDUAL PITCHING. SEASON

	Ed Smith, Lynchburg.....	16
1969	John Penn, Raleigh-Durham.....	15
1970	Lynn McGlothen, Winston-Salem.....	15
1971	Richard Fusari, Peninsula.....	19
1972	James Minshall, Salem.....	16
1973	William Stiegemeier, Lynchburg; Roy Thomas, Rocky Mount.....	15
1974	Don Aase, Winston-Salem.....	17
1975	Oliver Bell, Rocky Mount; Warren Brusstar, Rocky Mount; Allen Ripley, Winston-Salem.....	14
1976	Don Fowler, Peninsula; Ed Whitson, Salem.....	15
1977	Jeff Schneider, Peninsula.....	15
1978	Marty Bystrom, Peninsula; Henry Mack, Peninsula.....	15
1979	Bryan Clark, Alexandria; Thomas Hart, Peninsula.....	14
1980	LeRoy Smith, Peninsula.....	17
1981	Mike Brown, Winston-Salem.....	14
1982	Charles Hudson, Peninsula; Jonathan McKnight, Kinston.....	15
1983	Dwight Gooden, Lynchburg.....	19
1984	Mitch Cook, Lynchburg.....	16
1985	Kyle Hartshorn, Lynchburg.....	17
1986	Marty Reed, Kinston.....	16
1987	David Miller, Durham.....	15
1988	Mike Sander, Hagerstown; Brian Dubois, Virginia and Hagerstown; Phil Harrison, Winston-Salem.....	14
1989	Mike Draper, Prince William.....	14
1990	Frank Seminara, Prince William.....	16
1991	Ryan Hawblitzel, Winston-Salem; Curtis Leskanic, Kinston.....	15
1992	John Cummings, Peninsula.....	16
1993	Ritchard Forney, Frederick.....	14
1994	Sean Johnston, Prince William.....	15
1995	Glendon Rusch, Wilmington.....	14
1996	David Caldwell, Kinston.....	13
1997	Bronson Arroyo, Lynchburg.....	12
1998	Luis Colmenares, Salem; Jake Chapman, Wilmington; Mario Iglesias, Winston-Salem; Aaron Lineweaver, Wilmington.....	13
1999	Tim Drew, Kinston.....	13
2000	Christian Parra, Myrtle Beach.....	17
2001	Trey Hodges, Myrtle Beach.....	15
2002	Daniel Tamyo, Wilmington; Kip Bouknight, Salem.....	14
2003	Jared Gothreaux, Salem.....	13
2004	Brian Slocum, Kinston.....	15
2005	Ryan Rodriguez, Winston-Salem.....	13
2006	Charles Lofgren, Kinston.....	17
2007	Rowdy Hardy, Wilmington.....	15
2008	Scott Diamond, Myrtle Beach.....	12
2009	Tom Milone, Potomac.....	12
2010	Joseph Gardner, Kinston.....	12
2011	Robert Bundy, Frederick; Nathan Moreau, Frederick; Timothy Melville, Wilmington.....	11
2012	Gus Schlosser, Lynchburg.....	13
2013	Chris Beck, Winston-Salem; Tim Berry, Frederick; Bryan Blough, Winston Salem; Blake Schwartz, Potomac;	

INDIVIDUAL PITCHING, SEASON

	Sam Selman, Wilmington.....	11
2014.....	Ryan Merritt, Carolina.....	13
INNINGS PITCHED		
1945.....	Roy Pinyoun, Raleigh.....	265
1946.....	Frank Paulin, Leaksville.....	303
1947.....	Pete Bryant, Burlington.....	292
1948.....	Lewis Hester, Reidsville.....	301
1949.....	Eddie Neville, Durham.....	274
1950.....	Charles Miller, Raleigh.....	280
1951.....	Mike Fortine, Reidsville.....	264
1952.....	Robert Hartig, Greensboro.....	254
1953.....	Eddie Neville, Durham.....	264
1954.....	Ken Deal, Reidsville and Fayetteville.....	252
1955.....	Jack Taylor, Hi-Toms.....	263
1956.....	Jack Taylor, Hi-Toms.....	289
1957.....	Jack Taylor, Hi-Toms.....	258
1958.....	Jack Taylor, Hi-Toms.....	264
1959.....	Jim McIntyre, Winston-Salem.....	196
1960.....	Lee Stange, Wilson.....	251
1961.....	Eddie Merritt, Greensboro.....	211
1962.....	Mel Stottlemire, Greensboro.....	241
1963.....	Donald Flynn, Rocky Mount.....	211
1964.....	Peter Craig, Rocky Mount.....	208
1965.....	Wayne McAlpin, Wilson.....	205
1966.....	Ron Klimkowski, Winston-Salem.....	221
1967.....	Jon Warden, Rocky Mount.....	219
1968.....	Ed Smith, Lynchburg.....	215
1969.....	John Penn, Raleigh-Durham.....	202
1970.....	Lynn McGlothen, Winston-Salem.....	229
1971.....	Richard Fusari, Peninsula.....	222
1972.....	James Hughes, Lynchburg.....	192
1973.....	Quency Hill, Rocky Mount.....	203
1974.....	Don Aase, Winston-Salem.....	230
1975.....	Allen Ripley, Winston-Salem.....	186
1976.....	Ed Whitson, Salem.....	203
1977.....	Dickie Noles, Peninsula.....	199
1978.....	Marty Bystrom, Peninsula.....	197
1979.....	Steve Crawford, Winston-Salem.....	211
1980.....	Jay Fredlund, Winston-Salem.....	192
1981.....	Rick Behenna, Durham.....	196
1982.....	William Fultz, Lynchburg.....	188
1983.....	Mitch Johnson, Winston-Salem.....	214
1984.....	Mitch Cook, Lynchburg.....	184
1985.....	Ricky Knapp, Salem.....	180
1986.....	Marty Reed, Kinston.....	197
1987.....	David Miller, Durham.....	205
1988.....	Danny Weems, Durham.....	191
1989.....	Mike Aspray, Winston-Salem.....	177
1990.....	Tim Wakefield, Salem.....	190
1991.....	Tim Smilh, Lynchburg.....	175
1992.....	Terry Farrar, Frederick.....	182
1993.....	Joel Bennett, Lynchburg.....	181
1994.....	Jason Pierson, Prince William.....	189
1995.....	Jamey Wright, Salem; Jay Vaught, Kinston.....	171
1996.....	Kevin Pickford, Lynchburg.....	172
1997.....	Tom Stepka, Winston-Salem.....	182
1998.....	Jamie Brown, Kinston.....	172.2
1999.....	Ryan Price, Salem.....	171.2
2000.....	Chuck Crowder, Salem.....	168.2
2001.....	Trey Hodges, Myrtle Beach.....	173.0
2002.....	Chris Waters, Myrtle Beach.....	182.2

INDIVIDUAL PITCHING. SEASON

2003	Mackay McBride, Myrtle Beach	164.2
2004	Blaine Boyer, Myrtle Beach	154.0
2005	Chance Douglass, Salem	169.2
2006	Michael Hinckley, Potomac	148.1
	Kevin Hart, Frederick	148.1
2007	Rowdy Hardy, Wilmington	167.0
2008	Anthony Watson, Lynchburg	151.2
2009	Anthony Carter, Winston-Salem	154.2
2010	Nathan Jones, Winston-Salem	152.1
2011	Chris Masters, Lynchburg	148.1
2012	Gus Schlosser, Lynchburg	165.1
2013	Bryan Blough, Winston-Salem	172.2
2014	Ryan Merritt, Carolina	160.1

SAVES

1969	Phillip C. Meeler, Rocky Mount	28
1970	Charles Bowley, Raleigh-Durham; Roger Hambright, Kinston	15
1971	Charles G. Pfeiffer, Winston-Salem	15
1972	Walter Walters, Kinston	16
1973	Felix Martinez, Kinston	
	Barry Sbragia, Winston-Salem	15
1974	William Clauss, Lynchburg	12
1975	Robert Cuellar, Lynchburg	17
1976	Peter Manos, Peninsula	17
1977	Jeffery Schneider, Peninsula	22
1978	Russell Clark, Lynchburg	14
1979	Jeff Cary, Alexandria	21
1980	Martin Rivas, Winston-Salem	21
1981	Martin Decker, Peninsula	18
1982	David Shipanoff, Kinston	30
1983	Rocky Childress, Peninsula	16
1984	Dorley Downs, Prince William	21
1985	Todd Frohwirth, Peninsula	18
1986	Laddy Renfro, Winston-Salem	21
1987	Kevin Renz, Peninsula	20
1988	Kevin Bearse, Kinston	22
1989	Joe Ausanio, Salem	20
1990	Mike Gardella, Prince William	30
1991	Mike Soper, Kinston	41
1992	Cory Bailey, Lynchburg	23
1993	John Hrusovsky, Winston-Salem	25
1994	Chris Lemp, Frederick	21
1995	Matt Bird, Durham	27
1996	Stephen Prihoda, Wilmington	25
1997	Armando Almanza, Prince William	36
1998	David Riske, Kinston	33
1999	Travis Thompson, Salem	27
2000	Jason Marr, Potomac	30
2001	Scotty Layfield, Potomac	31
2002	Dan Carasco, Lynchburg	29
2003	Lee Gronkiewicz, Kinston	37
2004	Dwayne Pollock, Winston-Salem	38
2005	Ehren Wasserman, Winston-Salem	20
2006	Michael James, Wilmington	25
2007	Scott Roehl, Kinston	24
2008	Tyler Chambliss, Wilmington	24
2009	R.J. Rodriguez, Lynchburg	27
2010	Cory Burns, Kinston	30
2011	Preston Guilmet, Kinston	35
2012	Ben Rowen, Myrtle Beach	19
2013	Robert Benincasa, Potomac	17
2014	Mark Peterson, Wilmington	22

INDIVIDUAL FIELDING. GAME

MOST CONSECUTIVE PUTOUTS

11..... George Hallow, 1B, Raleigh, Sept 1, 1952

MOST ERRORS, ONE GAME

5..... Owen Friend, 2B, Raleigh, July 11, 1945
Don Morrow, SS, Durham, July 23, 1950
James McManus, 1B, Durham, Aug 10, 1955
Larry Spinner, 3B, Fayetteville, July 3, 1956
Carlos Rios, SS, Salem, Aug 24, 1980 (11 innings)
Tim Rigsby, SS, Kinston, May 9, 1991

MOST ERRORS, ONE INNING

4..... Mike Rauseo, 3B, Burlington, Aug 24, 1951

MOST PUTOUTS BY A CATCHER (Extra Innings)

23..... Vic Davis, Kinston, June 1, 1966 (17 innings)
Steve Barnard, Prince William, Aug 26, 1985 (14 innings)

MOST PUTOUTS BY A CATCHER (Nine Innings)

20..... Joe Benson, Raleigh, Aug 30, 1945
Mike Minster, Raleigh-Durham, June 4, 1968
Jerry Neufang, Alexandria, June 18, 1980
Scott Hood, Durham, April 30, 1982

MOST PASSED BALLS, ONE GAME

5..... Tim Coulen, Winston-Salem, 1968

MOST PUTOUTS BY A FIRST BASEMAN (Extra Innings)

28..... Tom Keyes, Tidewater, April 18, 1967 (20 innings)

MOST PUTOUTS BY A FIRST BASEMAN (Nine Innings)

21..... Greg Walker, Peninsula, Aug 10, 1979
Fred McGriff, Kinston, June 24, 1983

MOST PUTOUTS BY A SECOND BASEMAN (Extra Innings)

13 Lawrence (Crash) Davis, Reidsville, July 24, 1950
(14 innings)

MOST PUTOUTS BY A SECOND BASEMAN (Nine Innings)

10..... Lawrence (Crash) Davis, Raleigh, Aug 30, 1951
Billy Joe Ford, Hi-Toms, Aug 31, 1956
Bill Timberlake, Peninsula, 1963
Chet Trail, Greensboro, April 17, 1965
Lou Garvin, Tidewater, April 30, 1966
John Walker, Lynchburg, Sept 4, 1994

MOST PUTOUTS BY A THIRD BASEMAN (Extra Innings)

10..... John Morris, Reidsville, Aug 27, 1949 (17 innings)
Frank Grundler, Lynchburg, Aug 10, 1974 (1st game, 12
innings)

MOST PUTOUTS BY A THIRD BASEMAN (Nine Innings)

8..... William Stoops, Burlington, June 13, 1952

MOST PUTOUTS BY A SHORTSTOP (Extra Innings)

10..... George Eikenburg, Raleigh, Aug 3, 1949 (15 innings)

MOST PUTOUTS BY A SHORTSTOP (Nine Innings)

8..... John Alva, Durham, Aug 8, 1987
Eric Owens, Winston-Salem, July 1, 1993
Anthony Medrano, Wilmington, June 21, 1995
Eddy Martinez, Frederick, July 30, 1997

INDIVIDUAL FIELDING. GAME

MOST PUTOUTS BY AN OUTFIELDER (Extra Innings)

- 13..... Vincent Moore, Durham, May 11, 1943 (16 innings)
12..... Rod Clifford, Durham, June 26, 1949 (16 innings)

MOST PUTOUTS BY AN OUTFIELDER (Nine Innings)

- 10..... George Redding, Burlington, May 12, 1949
Pete Brozovich, Fayetteville, Aug 20, 1952
Herb Burnette, Raleigh, June 10, 1961
Michael Bennett, Winston-Salem, April 25, 1974
Johnny Hernandez, Potomac, Aug 27, 2002

MOST ASSISTS BY A SECOND BASEMAN (Extra Innings)

- 12..... Jack Newcomer, Raleigh, July 13, 1965 (16 innings)
Jim Jarvis, Tidewater, May 21, 1966 (11 innings)
Charles Reilly, Winston-Salem, Aug 3, 1975 (12 innings)
11..... Levi Robinson, Frederick, May 5, 2004 (14 innings)
10..... B.J. Barns, Lynchburg, July 29, 2002 (12 innings)

MOST ASSISTS BY A SECOND BASEMAN (Nine Innings)

- 11 Gilbert Passarella, Kinston, July 16, 1972
Fermin Ubri, Lynchburg, Aug 28, 1982
Miguel Flores, Kinston, July 5, 1991
Doug Livingston, Salem, June 28, 1998

MOST ASSISTS BY A THIRD BASEMAN (Extra Innings)

- 12..... Jimmy Grant, Raleigh, May 22, 1949 (16 innings)

MOST ASSISTS BY A THIRD BASEMAN (Nine Innings)

- 10..... Casey Webster, Kinston, Aug 8, 1987
Jose Cepeda, Wilmington, April 5, 1997

MOST ASSISTS BY A SHORTSTOP (Extra Innings)

- 10..... George Eikenburg, Raleigh, Aug 3, 1949 (15 innings)
Pete Orr, Myrtle Beach, July 24, 2001

MOST ASSISTS BY A SHORTSTOP (Nine Innings)

- 12..... Arthur Cleary, Hi-Toms, July 31, 1969
Luis Quinones, Salem, Aug 23, 1981
Randy Strajek, Hagerstown, June 16, 1988

MOST ASSISTS BY A PITCHER (Extra Innings)

- 11..... Wallace Mitchell, Durham, July 17, 1945 (18 innings)

MOST ASSISTS BY A PITCHER (Nine Innings)

- 11..... Dick Hendrix, Salem, April 22, 1968
John Glass, Raleigh-Durham, June 2, 1968

MOST ASSISTS BY AN OUTFIELDER (Nine Innings)

- 3..... Ron Woods, Kinston, June 5, 1965
Darren Hayes, Prince William, June 2, 1996
Mike Huelsmann, Kinston, June 5, 1997
Darnell McDonald, Frederick, July 22, 1999
Vic Radcliff, Wilmington, Aug 9, 1999
Brett Caradonna, Winston-Salem, July 25, 2002
Carlos Duran, Myrtle Beach, April 12, 2003

MOST GAMES WITHOUT AN ERROR

- 117..... Wilbert Hammond, OF, Salem, 1968

INDIVIDUAL FIELDING, SEASON

FIRST BASEMEN

Games	153	George Contratto, Greensboro, 1956
Putouts	1,393	Earl Richmond, Durham, 1948
Assists	121	Rip Radcliff, Greensboro, 1948
Errors	38	John Streza, Durham, 1946
Fielding	.997	Gary Hollman, Burlington, 1967 Casey Rogowski, Winston-Salem, 2003 Joshua Hanson, Winston-Salem, 2006
Double Plays	152	Earl Richmond, Durham, 1948

SECOND BASEMEN

Games	153	Mike Hafenecker, Burlington, 1950
Putouts	449	Eddie Leip, Danville, 1950
Assists	512	Lawrence (Crash) Davis, Durham, 1948
Errors	59	Glenn Lockamy, Raleigh, 1946
Fielding	.989	Bernie Calvo, Asheville, 1967 (79 games) Steve Lombardozzi, Potomac, 2010
Double Plays	132	Lawrence (Crash) Davis, Durham, 1948

THIRD BASEMEN

Games	147	Doug Hubacek, Greensboro, 1956
Putouts	185	Emanuel Allegue, Martinsville, 1945
Assists	341	Doug Hubacek, Greensboro, 1956
Errors	64	Leo Northrup, Greensboro, 1945
Fielding	.978	Kyle Bellows, Kinston, 2010
Double Plays	42	Emanuel Allegue, Martinsville, 1945

SHORTSTOPS

Games	150	John Pfeiffer, Greensboro, 1956
Putouts	316	Hilliard Nance, Martinsville, 1946
Assists	509	Henry Navarro, Durham, 1951
Errors	85	Frank Sturm, Durham, 1947
Fielding	.981	Craig Wilson, Prince William, 1994
Double Plays	105	Melvin Collins, Danville, 1955 John McDonald, Kinston, 1997 Wade Robinson, Salem, 2004

CATCHERS

Games	145	Ted Pawelek, Reidsville, 1950
Putouts	988	Ron Staples, Winston-Salem, 1962
Assists	127	Rico Colbert, Winston-Salem, 1980
Errors	29	John Parks, Martinsville, 1947
Fielding	.999	Jim Foster, Frederick, 1996
Double Plays	20	Harold King, Asheville, 1967
Passed Balls	40	Joe Borich, Winston-Salem, 1945

OUTFIELDERS

Games	153	Curt Flood, Hi-Toms, 1956
Putouts	466	Bill Evans, Burlington, 1950
Assists	30	Tommy Martin, Raleigh-Durham, 1950
Errors	24	Ron Flender, Rocky Mount, 1962
Fielding	1.000	Damon Saetre, Peninsula, 1990 Andre King, Durham-Prince William, 1995 Adrian Ortiz, Wilmington, 2010
Double Plays	10	Eddie Ball, Durham, 1945 James Felt, Alexandria, 1982

TEAM FIELDING

Fielding	980	Wilmington, 2007
Double Plays	176	Raleigh, 1951
Triple Plays.....	3	Fayetteville, 1950 Raleigh-Durham, 1971
Passed Balls	58	Salem, 1972
Putouts.....	4,044	Hi-Toms, 1956
Assists.....	1,836	Reidsville, 1948
Errors	479	Greensboro, 1945

MOST ERRORS, ONE GAME

14Martinsville, May 14, 1945 (9 innings)

MOST ERRORS, ONE GAME, BOTH TEAMS

17Martinsville (12) and Durham (5), May 1, 1945
Martinsville (14) and Greensboro (3), May 14, 1945

MOST DOUBLE PLAYS, ONE GAME

7Raleigh, Aug 9, 1967
(vs. Burlington, in consecutive innings)

MOST DOUBLE PLAYS, ONE GAME, BOTH TEAMS (Extra Innings)

10Hagerstown (5), Kinston (5),
Aug 15, 1986 (11 innings)

MOST DOUBLE PLAYS, ONE GAME, BOTH TEAMS (Nine Innings)

9Raleigh (7), Burlington (2), Aug 9, 1967

MOST ASSISTS, ONE GAME (Extra Innings)

34Martinsville, Aug 10, 1949 (17 innings)

MOST ASSISTS, ONE GAME (Nine Innings)

24Durham, July 29, 1985; Hagerstown, June 16, 1988

FEWEST ASSISTS, ONE GAME

0Held by several clubs

MISCELLANEOUS RECORDS

ALL-TIME CAREER LEADERS

Games	953.....	Walter (Teapot) Frye (1947-53) for Leaksville, Winston-Salem and Reidsville
Consecutive Games....	781.....	Arthur (Bucky) Jacobs (1950-55) for Danville, Raleigh and Fayetteville
At Bats	3,629.....	Walter (Teapot) Frye
Hits.....	929.....	Walter (Teapot) Frye
Home Runs	123.....	Woody Fair (1946-51) for Durham, Danville and Raleigh
RBI	559.....	Woody Fair (599 games)
Wins	89.....	(Magic) Mike Forline (1949-54), Reidsville
Losses	63.....	Jack Taylor (1954-58), Hi-Toms

MOST CONSECUTIVE GAMES WON, TEAM


16.....	Winston-Salem, June 2-16, 1950
15.....	Raleigh, May 26-June 12, 1959
14.....	Salem, Aug 15-29, 2006
13.....	Burlington, 1948 Danville, 1958
12.....	Winston-Salem, 1950 Burlington, 1972 Durham, 1980 Peninsula, 1982 Lynchburg, 2002

MOST CONSECUTIVE GAMES LOST, TEAM

22.....	Peninsula, 1991
19.....	Fayetteville, 1950
18.....	Rocky Mount, 1980
15.....	Virginia, 1988
14.....	Raleigh, 1950 Rocky Mount, 1980 Virginia, 1988
13.....	Greensboro, 1948 Fayetteville, 1950 Rocky Mount, 1980 Salem, 1982 Durham, 1995 Winston-Salem, 2002 Frederick, 2008
12.....	Burlington, 1965 Rocky Mount, 1972

LONGEST EXTRA-INNING GAMES

23.....	Kinston 3, Myrtle Beach 2, June 12, 2011
21.....	Wilmington 3, Danville 2, July 5, 1998
20.....	Tidewater 5, Kinston 5, April 18, 1967 Winston-Salem 4, Myrtle Beach 3, May 19, 2010 (second game of day/night doubleheader)
19.....	Lynchburg 4, Kinston 3, Aug 8, 1966 Winston-Salem 13, Greensboro 12, Aug 14, 1967 Greensboro 3, Lynchburg 1, Aug 28, 1967 Myrtle Beach 3, Winston-Salem 2, July 24, 2001
18.....	There have been 13 (last time: Wilmington 3, Salem 2, Aug 13, 2013)



Walter "Teapot" Frye played in a record 953 games from 1947-53.

ATTENDANCE RECORDS

SINGLE GAME ATTENDANCE (NON LEAGUE CITY)

32,152.... @ Washington D.C., May 21, 2006 (Salem vs Potomac)

15,872.... @ Baltimore, June 10, 1990 (Peninsula vs. Frederick)

(LEAGUE CITY)

12,049.... @ Greensboro, Aug 23, 1960 (vs. Durham)

(CURRENT LEAGUE CITIES)

11,006.... @ Frederick, Aug 30, 1997 (vs. Wilmington)

10,317.... @ Winston-Salem, July 4, 1995 (vs. Kinston)

10,879.... @ Potomac, July 4, 2009 (vs. Frederick)

8,834..... @ Salem, June 9, 1981 (vs. Hagerstown)

8,208..... @ Lynchburg, July 4, 2000 (vs. Myrtle Beach)

7,498..... @ Wilmington, April 26, 2002 (vs. Winston-Salem)

7,097..... @ Carolina, August 31, 2012 (vs. Potomac)

6,599 @ Myrtle Beach, (several times, most recently April 9, 2009
(vs. Wilmington))

REGULAR SEASON TOTAL ATTENDANCE

(LEAGUE TOTAL)

2014---1,981,673

2013---1,934,740

2012---1,877,081

1995---1,816,193

2010---1,810,537

1997---1,805,345

1993---1,743,028

2008---1,726,511

1996---1,722,580

1994---1,687,596

REGULAR SEASON TOTAL ATTENDANCE

(LEAGUE CITY)

390,486 Durham, 1995

(CURRENT LEAGUE CITIES)

Carolina 225,577 (2012)

Frederick 351,146 (1993)

Lynchburg 164, 328 (2009)

Myrtle Beach..... 242,397 (2008)

Potomac..... 243,559 (2014)

Salem..... 258,469 (2007)

Wilmington 358,768 (1995)

Winston-Salem 312,313 (2010)



The Wilmington Blue Rocks drew 358,768 to Daniel S. Frawley Stadium in 1995, tops among current Carolina League cities.

ALL-STAR GAME RESULTS

- 1948..... East 19, West 2 (July 11 at Greensboro)
1949..... Danville 2, All-Stars 0 (July 10 at Danville)
1950..... No game scheduled
1951..... All-Stars 12, Reidsville 4 (July 22 at Greensboro)
1952..... All-Stars 1, Raleigh 0 (July 14 at Raleigh)
1953..... All-Stars 7, Burlington 5 (July 13 at Graham)
1954..... All-Stars 9, Burlington 6 (July 12 at Graham)
1955..... All-Stars 5, Fayetteville 1 (July 11 at Fayetteville)
1955..... Veterans 3, Rookies 2 (Aug 21 at Thomasville)
1956..... All-Stars 4, Wilson 2 (July 18 at Wilson)
1956..... West 8, East 1 (Aug 13 at Winston-Salem)
1957..... All-Stars 7, Durham 6 (July 15 at Durham)
1958..... All-Stars, 4, Hi-Toms 1 (July 14 at Thomasville)
1959..... No game scheduled
1960..... Greensboro 9, All-Stars 7 (June 30 at Greensboro)
1961..... Wilson 3, All-Stars 2 (June 29 at Wilson)
1962..... All-Stars 5, Kinston 3 (June 28 at Kinston)
1963..... West 4, East 1 (July 21 at Kinston)
1964..... All-Stars 4, Kinston 3, 10 innings (July 6 at Kinston)
1965..... All-Stars 4, Durham 0 (July 20 at Durham)
1966..... All-Stars 6, Winston-Salem 5 (July 25 at Winston-Salem)
1967..... West 10, Greensboro 3 (July 17 at Greensboro)
 East 7, Raleigh 6 (July 17 at Raleigh)
1968..... Salem 6, All-Stars 1 (July 15 at Salem)
1969..... All-Stars 2, Rocky Mount 0 (July 28 at Rocky Mount)
1970..... All-Stars 8, Winston-Salem 1 (July 7 at Winston-Salem)
1971..... All-Stars 2, Kinston 1, 11 innings (July 12 at Kinston)
1972..... Burlington 3, All-Stars 2, 14 innings (July 10 at Burlington)
1973..... Lynchburg 9, All-Stars 3 (July 11 at Lynchburg)
1974..... All-Stars 14, Salem 9 (July 11 at Salem)
1975..... Western Carolinas League 7, Carolina League 0
 (July 24 at Rocky Mount)
1976..... Carolina League 11, Charleston (Intl League) 5
 (Aug 20 at Salem)
1977..... Carolina League 9, Pawtucket (Intl League) 7
 (Aug 4 at Winston-Salem)
1978..... Carolina League 5, Tidewater (Intl League) 4
 (Aug 21 at Lynchburg)
1979..... Tidewater 9, Carolina League 2 (July 9 at Peninsula)
1980..... NC Division 3, VA Division 2, 10 innings (July 16 at Kinston)
1981..... North 9, South 3 (July 7 at Durham)
1982..... North 5, South 3 (June 29 at Alexandria)
1983..... South 5, North 2 (June 28 at Hagerstown)
1984..... South 11, North 6 (June 19 at Salem)
1985..... South 5, North 2 (July 17 at Winston-Salem)
1986..... North 3, South 1 (July 22 at Lynchburg)
1987..... South 4, North 1 (July 15 at Peninsula)
1988..... North 2, South 1 (July 20 at Kinston)
1989..... South 2, North 1 (July 18 at Durham)
1990..... South 5, North 4, 10 innings (July 18 at Prince William)
1991..... South 6, North 5 (July 24 at Frederick)
1992..... North 5, South 2 (July 22 at Salem)
1993..... North 6, South 3 (July 25 at Winston-Salem)
1994..... North 2, South 1 (July 20 at Wilmington)
1995..... North 8, South 3 (July 19 at Lynchburg)
1996..... Carolina League 2, California League 2, 11 innings
 (June 18 at Rancho Cucamonga, CA)
1997..... California League 6, Carolina League 5 (June 17 at Durham)
1998..... North 5, South 2 (June 23 at Wilmington)
1999..... Carolina League 10, California League 6, 10 innings
 (June 22 at Lake Elsinore, CA)
2000..... Carolina League 5, California League 4 (June 20 at Kinston)
2001..... California League 7, Carolina League 5 (June 19 at Lancaster,
CA)

ALL-STAR GAME RESULTS

- 2002..... California League 3, Carolina League 3, 10 innings (June 18 at Wilmington)
- 2003..... Carolina League 5, California League 3, (June 24 at Rancho Cucamonga, CA)
- 2004..... California League 5, Carolina League 2 (June 29 at San Bernardino, CA)
- 2005..... Carolina League 8, California League 0 (June 28 at Frederick)
- 2006..... Carolina League 6, California League 3 (June 27 at Salem)
- 2007..... California League 10, Carolina League 5 (June 19 at Stockton, CA)
- 2008..... Carolina League 3, California League 0 (June 24 at Myrtle Beach)
- 2009..... California League 2, Carolina League 1, 10 innings (June 23 at Lake Elsinore, CA)
- 2010..... California League 4, Carolina League 3 (June 22 at Myrtle Beach)
- 2011..... California League 6, Carolina League 1 (June 21 at Modesto, CA)
- 2012..... Carolina League 9, California League 1 (June 19 at Winston-Salem)
- 2013..... Carolina League 12, California League 2 (June 19 at San Jose, CA)
- 2014..... California League 3, Carolina League 2 (June 17 at Wilmington)



Future Major Leaguers Art Mahaffey (Phillies/Cardinals) and Chris Short (Phillies/Brewers) both pitched for the Hi-Toms in 1958.

COMPOSITE STANDINGS

(69 years • 38,325 games)

City	Years	W	L	Pct.	Titles
High Point-Thomasville	7	530	463	.534	1
Wilmington	21	1626	1432	.532	4
Kinston	48	3506	3133	.528	6
Danville	15	1106	1016	.521	3
Raleigh	19	1369	1289	.515	2
Myrtle Beach	15	1145	1079	.515	2
Durham*	45	3210	3058	.512	3
Winston-Salem	69	4943	4806	.507	11
Tidewater	6	424	419	.503	1
Greensboro	24	1684	1686	.499	1
Lynchburg	48	3377	3404	.498	7
Peninsula %	27	1841	1893	.493	4
Frederick***	33	2311	2397	.491	5
Burlington	26	1774	1858	.488	2
Salem	45	3165	3353	.486	5
Potomac**	36	2490	2633	.486	5
Reidsville	8	549	584	.485	1
Wilson #	14	933	1017	.478	3
Rocky Mount	15	999	1096	.477	2
Asheville	1	64	74	.464	0
Martinsville	5	322	383	.457	1
Fayetteville	7	447	542	.451	2
Carolina	2	182	234	.438	0
Leaksville	3	182	237	.435	0
Red Springs	1	57	84	.404	0
W. Carolinas League @	2	89	155	.365	---

* Durham includes Raleigh-Durham records 1968-71

** Potomac includes Alexandria records 1978-83 and Prince William records 1984-98

*** Frederick includes Hagerstown records 1981-88

Wilson record includes Kinston-Wilson records 1957

% Peninsula includes Virginia record 1988

@ Carolina League and Western Carolinas League played an interlocking schedule 1976-77

MAJOR LEAGUE AFFILIATIONS

1 Atlanta Braves	11 Kansas City Royals	21 St. Louis Cardinals
2 Baltimore Orioles	12 Minnesota Twins	22 San Diego Padres
3 Boston Red Sox	13 Montreal Expos	23 Seattle Mariners
4 Chicago Cubs	14 New York Giants	24 Texas Rangers
5 Chicago White Sox	15 New York Mets	25 Toronto Blue Jays
6 Cincinnati Reds	16 New York Yankees	26 Washington Senators
7 Cleveland Indians	17 Oakland A's	27 Colorado Rockies
8 Detroit Tigers	18 Philadelphia A's	28 Washington Nationals
9 Houston Colt .45s/Astros	19 Philadelphia Phillies	
10 Kansas City A's	20 Pittsburgh Pirates	

(X)Co-op (players supplied by several major league clubs)

Note: Teams with no code operated as independents, signing their own players without any major league affiliation.

SEASON CAPSULES

1945 SEASON

Club	W	L	Pct.	Club	W	L	Pct
Danville	94	44	.681	Leaksville	66	70	.485
Raleigh	78	60	.565	Winston-Salem	61	76	.445
Martinsville	69	67	.507	Durham	59	77	.434
Burlington	67	70	.489	Greensboro	53	83	.394

PLAYOFFS: Raleigh beat Burlington, 4-3; Danville beat Martinsville, 4-2; Danville beat Raleigh, 4-1 • ATTENDANCE: Raleigh-82,000; Danville-75,000; Durham-72,000; Winston-Salem-68,000; Greensboro-52,000; Burlington-50,000; Martinsville-37,000; Leaksville-30,000. Total-536,000. Playoffs-31,000. • MANAGERS: Danville-Herb Brett; Raleigh-Charlie Carroll; Martinsville-Heinie Manush; Burlington-Tom Greenwade, Cy Perkins, Rube Wilson; Leaksville-Jackie Warner; Winston-Salem-George Ferrell; Durham-Floyd Patterson; Greensboro-Wes Ferrell, Charlie Eatman, Charlie Burgess, Johnny Allen. • ALL-STARS: 1B-Jerome Gutt, Martinsville. 2B-Aug Granzig, Leaksville. 3B-Richard Meyers, Burlington. SS-Jaime Almendro, Danville. LF-Rudolph Adkins, Martinsville. CF-John Carenbauer, Danville. RF-Glen Brundis, Danville. C-Joe Borich, Winston-Salem. RHP-Art Fowler, Danville. LHP-Bill Bustle, Leaksville. UTILITY-Paul Ellington, Raleigh. MGR-Herb Brett, Danville.

1946 SEASON

Club	W	L	Pct.	Club	W	L	Pct
Greensboro	85	57	.599	Winston-Salem (21)	68	72	.486
Raleigh	80	62	.563	Martinsville (18)	67	75	.472
Durham	80	62	.563	Danville	60	82	.423
Burlington	69	71	.493	Leaksville	57	85	.401

PLAYOFFS: Durham Beat Greensboro, 4-2; Raleigh beat Burlington, 4-2; Raleigh beat Durham, 4-2 • ATTENDANCE: Greensboro-171,801; Durham-151,392; Raleigh-145,021; Winston-Salem-127,000; Danville-110,000; Burlington-103,000 Martinsville-66,000; Leaksville-67,000. Total-936,214. Playoffs-66,680. • MANAGERS: Greensboro-George Granger; Raleigh-Charlie Carroll, Ray Thomas; Durham-Floyd Patterson; Burlington-Steve Bysco; Winston-Salem-Cecil (Zip) Payne; Martinsville-Cliff Bolton, Tom Burnette; Danville-Herb Brett; Leaksville-Mickey O'Neal. • ALL-STARS: 1B-Jim Blair, Burlington. 2B-Lee Mohr, Durham. 3B-Bill Hockenbury, Martinsville. SS-Hillard Nance, Martinsville. LF-Woody Fair, Durham. CF-Tom Wright, Durham. RF-Gus Zernial, Burlington. C-Milton Welch, Durham. RHP-Frank Paulin, Leaksville. LHP-Willard Speaks, Greensboro. UTILITY-Nig Lipscomb, Greensboro. MGR-Floyd Patterson, Durham.

1947 SEASON

Club	W	L	Pct.	Club	W	L	Pct
Burlington	87	55	.613	Greensboro	65	75	.464
Winston-Salem (21)	85	57	.599	Danville (14)	65	77	.458
Raleigh	81	60	.574	Leaksville	59	82	.418
Durham	70	71	.496	Martinsville (18)	53	88	.376

PLAYOFFS: Durham beat Winston-Salem, 4-2; Raleigh beat Burlington, 4-3; Raleigh beat Durham, 4-2. • ATTENDANCE: Winston-Salem-223,507; Durham-152,095; Raleigh-150,110; Greensboro-147,128; Burlington-140,138; Danville-105,700; Leaksville-54,000; Martinsville-51,000. Total-1,023,678. Playoffs-77,028. • MANAGERS: Burlington-Buddy Bates; Winston-Salem-Cecil (Zip) Payne; Raleigh-Ray Thomas; Durham-Willie Duke; Greensboro-Charlie Carroll, Rene Desorcy; Danville-Herb Brett, Gene Petty; Leaksville-George Granger; Martinsville-Joe Glenn, Woody Wheaton. • ALL-STARS: 1B-Cecil Tyson, Durham. 2B-Jim Burns, Greensboro and Burlington. 3B-Bill Nagel, Leaksville and Raleigh. SS-Walter (Teapot) Frye, Leaksville. LF-Willie Duke, Durham. CF-Buddy Bates, Burlington. RF-Emile Showfety, Burlington and Greensboro. C-Harry Sullivan, Raleigh. RHP-Ken Deal, Burlington. LHP-Harvey Haddix, Winston-Salem. UTILITY-Claude Swiggett, Burlington. MGR-Buddy Bates, Burlington. ROOKIE OF THE YEAR-Harvey Haddix, Winston-Salem

1948 SEASON

Club	W	L	Pct.	Club	W	L	Pct
Raleigh	84	58	.592	Winston-Salem (21)	76	65	.539
Martinsville (18)	81	61	.570	Durham (8)	63	79	.444
Burlington	80	62	.563	Reidsville	57	85	.401
Danville	77	64	.546	Greensboro	49	93	.345

PLAYOFFS: Burlington beat Raleigh, 4-2; Martinsville beat Danville, 4-1; Martinsville beat Burlington, 4-2. • ATTENDANCE: Winston-Salem-141,664; Raleigh-125,000; Danville-104,000; Burlington-101,000; Durham-95,291; Greensboro-80,000; Reidsville-71,509; Martinsville-59,481. Total-777,945. Playoffs-45,000. All-Star Game-3,961. • MANAGERS: Raleigh-Bill Nagel, Glen Lockamy (June 26); Martinsville-Edwin Morgan; Burlington-Buddy Bates; Danville-Robert Latshaw, Woody Fair (July 3); Winston-Salem-Cecil (Zip) Payne; Durham-Willie Duke; Reidsville-Barney DeForge, Tal Abernathy (May 22), Bill Nagel (June 28); Greensboro-Rip Radcliff. • ALL-STARS: 1B-Eddie Morgan, Martinsville. 2B-Lawrence (Crash) Davis, Durham. 3B-George Wright, Martinsville. SS-Walter (Teapot) Frye, Winston-Salem. LF-Russell Sullivan, Danville. CF-Buddy Bates, Burlington. RF-Emile Showfety, Greensboro. C-Joe Kratzer, Martinsville. RHP-Al Henencheck, Raleigh. LHP-Lewis Hester, Reidsville. UTILITY-Claude Swiggett, Burlington. MGR-Buddy Bates, Burlington. ROOKIE OF THE YEAR-Russell Sullivan, Danville. PLAYER OF THE YEAR-Lewis Hester, Reidsville.

SEASON CAPSULES

1949 SEASON

Club	W	L	Pct.	Club	W	L	Pct
Danville	86	57	.601	Greensboro	72	73	.497
Winston-Salem (21)	84	61	.579	Durham (8)	70	72	.493
Raleigh	76	68	.528	Reidsville	63	80	.441
Burlington	72	72	.500	Martinsville (18)	52	92	.361

PLAYOFFS: Burlington beat Danville, 4-2; Raleigh beat Winston-Salem, 4-0; Burlington beat Raleigh, 4-3. • ATTENDANCE: Winston-Salem-153,110; Greensboro-147,501; Durham-118,356; Raleigh-94,348; Danville-84,471; Burlington-83,150; Reidsville-76,114; Martinsville-32,489. Total-789,539. Playoffs-47,477. All-Star Game-5,337. • MANAGERS: Danville-Woody Fair; Winston-Salem-Willie Duke, Roland LeBlanc (June 13); Raleigh-Glen Lockamy, Charles Cronin (June 9); Burlington-Buddy Bates, Herb Crompton (July 22); Greensboro-Wes Ferrell, Fred Vaughn (July 1), Buddy Bates (July 22); Durham-Ace Parker; Reidsville-John George, George Souter (May 2), Harry Hatch (May 10), Cecil (Zip) Payne (July 22); Martinsville-George Staller. • ALL-STARS: 1B-Leo (Muscle) Shoals, Reidsville. 2B-Mike Haenecker, Burlington. 3B-Don Siegert, Raleigh. SS-Walter (Teapot) Frye, Winston-Salem. LF-Carl Linhart, Durham. CF-William Brown, Danville. RF-Dick Sipek, Reidsville. C-Hugh Taylor, Danville. RHP-Mike Forline, Reidsville. LHP-Eddie Neville, Durham. UTILITY-Woody Fair, Danville. MGR-Ace Parker, Durham. PLAYER OF THE YEAR-Leo (Muscle) Shoals, Reidsville.

1950 SEASON

Club	W	L	Pct.	Club	W	L	Pct
Winston-Salem (21)	106	47	.693	Greensboro	78	74	.513
Danville	87	66	.569	Durham (8)	73	79	.480
Burlington	83	70	.542	Raleigh	55	97	.362
Reidsville	82	72	.532	Fayetteville (18)	47	106	.307

PLAYOFFS: Winston-Salem beat Reidsville, 3-2; Burlington beat Danville, 3-1; Winston-Salem beat Burlington, 4-1. • ATTENDANCE: Winston-Salem-172,895; Greensboro-132,554; Reidsville-87,490; Danville-85,323; Burlington-82,834; Durham-80,834; Fayetteville-63,400; Raleigh-52,721. Total-738,051. Playoffs-34,730. • MANAGERS: Winston-Salem-George Kissell; Danville-Ben Chapman; Burlington-Herbert Crompton; Reidsville-Herb Brett; Greensboro-Buddy Bates; Durham-Ace Parker; Raleigh-Wes Livengood; Fayetteville-Mule Haas, Tom Oliver (May 18). • ALL-STARS: 1B-Neil Hertwick, Winston-Salem. 2B-Fred Vaughn, Greensboro. 3B-Bucky Jacobs, Danville. SS-Mike Romello, Danville. LF-Russell Rac, Winston-Salem. CF-Bill Evans, Burlington. RF-Buster Maynard, Burlington. C-Al Spaziano, Burlington. RHP-Woody Rich, Greensboro. LHP-Wilmer (Vinegar Bend) Mizell, Winston-Salem. UTILITY-Claude Swiggert, Greensboro. MGR-George Kissell, Winston-Salem. PLAYER OF THE YEAR-Bill Evans, Burlington.

1951 SEASON

Club	W	L	Pct.	Club	W	L	Pct
Durham (8)	84	56	.600	Greensboro (4)	67	73	.479
Winston-Salem (21)	81	58	.583	Danville	66	73	.475
Raleigh	78	62	.557	Fayetteville (18)	59	79	.428
Reidsville	76	64	.543	Burlington (20)	47	93	.336

PLAYOFFS: Winston-Salem beat Raleigh, 4-0; Reidsville beat Durham 4-1; Winston-Salem beat Reidsville, 4-1. • ATTENDANCE: Winston-Salem-100,988; Durham-93,766; Raleigh-80,976; Danville-68,031; Greensboro-67,953; Reidsville-61,841; Fayetteville-55,760; Burlington-42,685. Total-572,000. Playoffs-21,182. All-Star Game-4,378. • MANAGERS: Durham-Ace Parker; Winston-Salem-Harold Olt; Raleigh-Joe (Ducky) Medwick; Reidsville-Herb Brett; Greensboro-Robert Peterson; Danville-Bob Latshaw; Fayetteville-M.C. (Red) Norris; Burlington-Red Barrett, Michael Kash. • ALL-STARS: 1B-Joe Cunningham, Winston-Salem. 2B-Bill Romano, Greensboro. 3B-Ray Jablonski, Winston-Salem. SS-Hank Navarro, Durham. LF-John Baumgartner, Durham. CF-Dick Sipek, Reidsville. RF-Carl Miller, Reidsville. C-Dick Rand, Winston-Salem. RHP-Mike Forline, Reidsville. LHP-Bill Bustle, Danville. UTILITY-Lawrence (Crash) Davis, Raleigh. MGR-Ace Parker, Durham. PLAYER OF THE YEAR-Ray Jablonski, Winston-Salem.

1952 SEASON

Club	W	L	Pct.	Club	W	L	Pct
Raleigh	79	57	.581	Greensboro (4)	70	64	.522
Durham (8)	76	59	.563	Danville (26)	65	74	.468
Winston-Salem (21)	74	63	.540	Fayetteville (18)	63	73	.463
Reidsville	74	64	.536	Burlington (20)	45	92	.328

PLAYOFFS: Reidsville beat Raleigh, 3-0; Durham beat Winston-Salem, 3-0; Reidsville beat Durham, 4-0. • ATTENDANCE: Raleigh-76,566; Greensboro-74,593; Durham-68,422; Danville-63,721; Winston-Salem-60,118; Reidsville-59,014; Fayetteville-58,203; Burlington-42,236. Total-502,843. Playoffs-16,147. All-Star Game-5,350. • MANAGERS: Raleigh-Herb Brett; Durham-Ace Parker; Winston-Salem-Harold Olt, James Brown (June 21); Reidsville-Ralph Hodgins; Greensboro-Kemp Wicker; Danville-Morris Aderhold; Fayetteville-Bucky Detweiler, Red Norris (June 10); Burlington-Jerry Gardner. • ALL-STARS: 1B-Paul Owens, Winston-Salem. 2B-Lawrence (Crash) Davis, Raleigh. 3B-Bucky Jacobs, Raleigh. SS-Jimmy Edwards, Fayetteville. OF-Emil Karlik, Durham; Joe Panceo, Reidsville; Chick King, Durham. C-Ralph Caldwell, Durham. RHP-Leonard Matarazzo, Fayetteville. LHP-Eddie Neville, Durham. UTIL-INF-Walter (Teapot) Frye, Reidsville. UTIL.OF-Bob Riga, Greensboro. MGR-Herb Brett, Raleigh. PLAYER OF THE YEAR-Leonard Matarazzo, Fayetteville.

1953 SEASON

Club	W	L	Pct.	Club	W	L	Pct
Raleigh	83	57	.593	Greensboro (3)	70	70	.500
Danville (14)	79	59	.572	Winston-Salem (21)	69	70	.496
Burlington (20)	75	65	.536	Durham (8)	64	75	.460
Reidsville	73	66	.525	Fayetteville (18)	44	95	.317

SEASON CAPSULES

PLAYOFFS: Danville beat Burlington, 3-1; Reidsville beat Raleigh, 3-2; Danville beat Reidsville, 4-2. • ATTENDANCE: Danville-84,494; Raleigh-75,130; Burlington-71,708; Greensboro-68,549; Reidsville-61,377; Durham-53,823; Winston-Salem-53,700; Fayetteville-40,090. Total-508,871. All-Star Game-3,125. • MANAGERS: Raleigh-Herb Brett; Danville-Andy Gilbert; Burlington-Stan Wentzel; Reidsville-Ralph Hodgkin; Greensboro-Eddie Popowski; Winston-Salem-Jimmy Brown; Durham-Marv Owen; Fayetteville-Buck Etchison, William Bergeron (May 8), Robert Eiziminger (June 17), Kemp Wicker (July 9). • ALL-STARS: 1B-Bill Radulovich, Durham. 2B-Joe Rovner, Danville. 3B-Robert Caldwell, Danville. SS-Don Buddin, Greensboro. OF-Jack Hussey, Raleigh; Bob Honor, Burlington; Jack Mitchell, Reidsville. C-Ed Sadowski, Greensboro; Bill Robertson, Fayetteville (tie). LHP-Eddie Neville, Durham. RHP-Ramon Monzant, Danville. UTIL-INF-Jimmy Edwards, Raleigh. UTIL-OF-Rudy Tanner, Raleigh. MGR-Herb Brett, Raleigh. PLAYER OF THE YEAR-Ramon Monzant, Danville.

1954 SEASON

Club	W	L	Pct.	Club	W	L	Pct
Fayetteville	86	51	.628	Danville (14)	70	69	.504
Burlington (20)	82	56	.594	Hi-Toms (6)	66	73	.475
Greensboro (3)	79	59	.572	Reidsville	56	83	.403
Durham (8)	70	68	.507	Winston-Salem	44	94	.319

PLAYOFFS: Fayetteville beat Durham, 3-1; Burlington beat Greensboro, 3-2; Fayetteville beat Burlington, 4-1. • ATTENDANCE: Greensboro-81,697; Fayetteville-74,304; Hi-Toms-65,403; Burlington-59,923; Danville-49,863; Durham-49,398; Winston-Salem-44,380; Reidsville-28,321. Total-453,199. Playoffs-22,222. All-Star Game-3,433. • MANAGERS: Fayetteville-Hugh Taylor, Aaron Robinson (July 13); Burlington-Stan Wentzel; Greensboro-Eddie Popowski; Durham-Charlie Metro; Danville-Andy Gilbert; Hi-Toms-Tom Reis, Fred Lanifero (June 10); Reidsville-Fred Harrington; Winston-Salem-Ralph Hodgkin, Herb Brett (June 8). • ALL-STARS: 1B-James Pokel, Fayetteville. 2B-Jake Charvat, Greensboro. 3B-Eugene Hassell, Burlington. SS-John Pfeiffer, Greensboro. LF-Dewey Benson, Fayetteville. CF-George Bullard, Durham. RF-Jack Hussey, Fayetteville. C-Guy Morton, Greensboro. LHP-Bob Cruze, Durham. RHP-Harry Gilbert, Burlington. UTIL-INF-Melvin Collins, Danville. UTIL-OF-Bill Evans, Reidsville. MGR-Stan Wentzel, Burlington. PLAYER OF THE YEAR-Guy Morton, Greensboro.

1955 SEASON

Club	W	L	Pct.	Club	W	L	Pct
Hi-Toms (6)	80	58	.580	Reidsville (19)	68	70	.493
Danville (14)	73	64	.533	Greensboro (3)	66	72	.478
Fayetteville (2)	70	67	.511	Winston-Salem (16)	65	73	.471
Durham (8)	69	69	.500	Burlington (20)	60	78	.435

PLAYOFFS: Danville beat Fayetteville, 4-1; Hi-Toms beat Durham, 4-3; Danville beat Hi-Toms, 4-2. • ATTENDANCE: Danville-78,341; Hi-Toms-67,003; Greensboro-58,282; Fayetteville-52,236; Winston-Salem-45,954; Durham-40,965; Reidsville-38,181; Burlington-33,605. Total-414,557. Playoffs-18,301. All-Star Game-3,110. • MANAGERS: Hi-Toms-James Brown; Danville-Andy Gilbert; Fayetteville-Aaron Robinson, Jack McKeon (June 11), Jack Sanford (Aug 6); Durham-Frank Skaff; Reidsville-Charlie Gassaway; Greensboro-Elmer Yoter; Winston-Salem-Ken Silvestri, Aaron Robinson (Aug 1); Burlington-Larry Dorton. • ALL-STARS: 1B-Harold Holland, Danville. 2B-Bill Ford, Hi-Toms; Bobby Beier, Danville (tie). 3B-Bucky Jacobs, Fayetteville. SS-Mel Collins, Danville. OF-Danny Morejon, Hi-Toms; Dick McCarthy, Greensboro; Al Viotto, Fayetteville. C-Charlie Lau, Durham; Larry Dorton, Burlington (tie). RHP-Woody Rich, Hi-Toms and Jack Taylor, Hi-Toms. LHP-John Fitzgerald, Danville and Max Simmons, Durham. UTIL-INF-Fred Harrington, Hi-Toms. UTIL-OF-Joe Cristello, Fayetteville. MGR-Jimmy Brown, Hi-Toms. PLAYER OF THE YEAR-Danny Morejon, Hi-Toms.

1956 SEASON

Club	W	L	Pct.	Club	W	L	Pct
Hi-Toms (6)	91	63	.591	Greensboro (3)	75	79	.487
Durham (8)	84	69	.549	Wilson (19)	72	79	.477
Danville (14)	83	69	.546	Kinston (20)	66	87	.431
Fayetteville (7)	78	71	.523	Winston-Salem (16)	59	91	.398

PLAYOFFS: Fayetteville beat Hi-Toms, 3-0; Danville beat Durham, 3-1; Fayetteville beat Danville, 4-2. • ATTENDANCE: Winston-Salem-81,117; Wilson-80,409; Danville-75,688; Hi-Toms-64,625; Fayetteville-49,212; Durham-41,934; Greensboro-39,738; Kinston-37,834. Total-470,557. Playoffs-12,948. All-Star Games-3,583 and 1,751. • MANAGERS: Hi-Toms-Bert Haas; Durham-Johnny Pesky; Danville-Salty Parker; Fayetteville-Dutch Meyer; Greensboro-Eddie Popowski; Wilson-Charlie Gassaway; Kinston-Jack Paepke, Tex Taylor (Aug 22); Winston-Salem-George Hausman, Lee Peterson (July 20). • ALL-STARS: 1B-Willie McCovey, Danville. 2B-Billy Joe Ford, Hi-Toms. 3B-Doug Hubacek, Greensboro. SS-John Pfeiffer, Greensboro. OF-Leon Wagner, Danville; Curt Flood, Hi-Toms; Carl Long, Kinston. C-Jim Coker, Wilson; Stan Grossman, Danville (tie). P-Jack Taylor, Hi-Toms; Larry Dresen, Fayetteville; Orlando Pena, Hi-Toms; Pinky Wilson, Fayetteville. UTIL-INF-Don Montgomery, Fayetteville. UTIL-OF-Curt Hardaway, Winston-Salem. MGR-Johnny Pesky, Durham. PLAYER OF THE YEAR-Curt Flood, Hi-Toms.

1957 SEASON

FIRST HALF	W	L	Pct.	SECOND HALF	W	L	Pct
Durham (8)	43	25	.632	Hi-Toms	46	28	.622
Winston-Salem (21)	40	27	.597	Greensboro	40	33	.548
Greensboro (3)	36	31	.537	Durham	36	36	.500
Hi-Toms (19)	33	33	.500	Danville	35	38	.479
Danville (14)	28	39	.418	Winston-Salem	32	41	.438
Kinston-Wilson (26)	21	46	.313	Wilson	30	43	.411

(Kinston franchise moved to Wilson, May 11) • PLAYOFFS: Durham beat Hi-Toms, 4-3. • ATTENDANCE: Winston-Salem-101,000; Danville-61,987; Kinston-Wilson-51,500; Greensboro-49,798; Durham-46,848; Hi-Toms-46,755. Total-357,888. Playoff-7,758. All-Star Game-1,964. • MANAGERS: Durham-Bobby Mavis; Hi-Toms-Frank Lucchesi; Greensboro-Len Okrie; Winston-Salem-George Kissell; Danville-Dave Garcia, Mike McCormick (July 27); Wilson-Pete Suder. • ALL-STARS:

SEASON CAPSULES

1B-Ino Rodriguez, Danville. 2B-Billy Joe Ford, Hi-Toms. 3B-Leroy Bradley, Greensboro. SS-Frank Kostro, Durham. OF-Fred Van Dusen, Hi-Toms; Robert Perry, Danville; Bubba Morton, Durham. C-Dick Harris, Hi-Toms; Jack Feller, Durham. P-Reggie Lee, Danville; David Reed, Durham; Arthur Hirst, Hi-Toms; George Morton, Winston-Salem; Bill Lore, Greensboro. UTIL-INF-Fred Harrington, Hi-Toms. UTIL.OF-Gene Oliver, Winston-Salem. MGR-Bobby Mavis, Durham. PLAYER OF THE YEAR-Fred Van Dusen, Hi-Toms.

1958 SEASON

	W	L	Pct.		W	L	Pct
Danville (14)	80	59	.575	Winston-Salem (21)	69	68	.504
Hi-Toms (19)	76	63	.547	Raleigh (3)	63	73	.463
Greensboro (16)	75	64	.540	Wilson (2)	60	78	.435
Burlington (7)	70	67	.511	Durham (8)	58	79	.423

PLAYOFFS: Burlington beat Danville, 2-1; Greensboro beat Hi-Toms, 2-1; Burlington beat Greensboro, 2-1. • ATTENDANCE: Winston-Salem-90,151; Greensboro-64,874; Danville-58,306; Wilson-56,163; Raleigh-42,089; Burlington-40,978; Hi-Toms-40,175; Durham-31,218. Total-423,954. All-Star Game-1,878. • MANAGERS: Danville-Bobby Hofman; Hi-Toms-Frank Lucchesi; Greensboro-Vern Hoscheit; Burlington-Pinky May; Winston-Salem-Vern Benson; Raleigh-Len Okrie; Wilson-Bob Hooper, Bernard Lutz (July 29); Durham-Charlie Kress. • ALL-STARS: 1B-Jim Johnston, Greensboro. 2B-Gene Elliot, Burlington. 3B-Joe Theis, Raleigh. SS-Ronald Kabbes, Winston-Salem. OF-Jackie Davis, Hi-Toms; Fred Valentine, Wilson; Manny Mota, Danville. C-Bob Veale, Wilson; Jack Bowen, Durham. P-Jack Taylor, Hi-Toms; Roland Passaro, Winston-Salem; Chris Short, Hi-Toms; Don Hyman, Danville. UTIL-INF-Bert Barth, Wilson. UTIL.OF-Robin Coffman, Danville. MGR-Vern Hoscheit, Greensboro and Pinky May, Burlington (tie). ROOKIE OF THE YEAR-Jackie Davis, Hi-Toms. PLAYER OF THE YEAR-Fred Valentine, Wilson.

1959 SEASON

	W	L	Pct.		W	L	Pct
Raleigh (3)	78	52	.600	Winston-Salem (21)	67	62	.519
Wilson (20)	71	58	.550	Greensboro (16)	54	76	.415
Durham (8)	70	60	.538	Burlington (7)	49	81	.377

PLAYOFFS: Wilson beat Durham, 3-0; Raleigh beat Winston-Salem, 2-0; Wilson beat Raleigh, 4-0. • ATTENDANCE: Winston-Salem-77,157; Burlington-67,874; Wilson-54,922; Raleigh-51,278; Greensboro-39,408; Durham-32,039. Total-322,678. Playoffs-11,369. • MANAGERS: Raleigh-Ken Deal; Wilson-Harding (Pete) Peterson, Don Osborn (temporary); Durham-Frank Skaff; Winston-Salem-Al Unser; Greensboro-Vern Hoscheit; Burlington-Pinky May. • ALL-STARS: 1B-Fred Whitfield, Winston-Salem. 2B-Carl Yazstrzemi, Raleigh. 3B-Mike White, Burlington. SS-Dick McAuliffe, Durham. OF-Don Lock, Greensboro; George Watts, Wilson; Tom Agosta, Raleigh; Danny Briner, Durham. C-Joe Theis, Raleigh; Harding (Pete) Peterson, Wilson. P-Bob Veale, Wilson; Bill Spanswick, Raleigh; Frank Carpin, Greensboro; Warren Hodgdon, Raleigh. UTIL-INF-Yogi Hergenrader, Raleigh. MGR-Ken Deal, Raleigh. ROOKIE OF THE YEAR-Carl Yazstrzemi, Raleigh.

1960 SPLIT SEASON

FIRST HALF	W	L	Pct.	SECOND HALF	W	L	Pct
Greensboro (16)	48	22	.686	Burlington	41	29	.586
Raleigh (3)	42	27	.609	Wilson	37	31	.544
Wilson (26)	36	34	.514	Greensboro	36	33	.522
Winston-Salem (21)	30	39	.435	Durham	31	36	.463
Durham (8)	26	42	.382	Winston-Salem	31	37	.456
Burlington (7)	26	44	.371	Raleigh	28	38	.424

PLAYOFFS: Greensboro beat Burlington, 4-1. • ATTENDANCE: Greensboro-97,594; Winston-Salem-76,888; Wilson-45,447; Burlington-44,159; Raleigh-30,505; Durham-30,005. Total-324,598. Playoff-6,578. All-Star Game-2,502. • MANAGERS: Greensboro-Hal Charnofsky; Wilson-Jack McKeon; Raleigh-Ken Deal; Burlington-Pinky May; Winston-Salem-Chase Riddle; Durham-Frank (Stubby) Overmire. • ALL-STARS: 1B-Gene Davis, Wilson. 2B-Joe Teague, Burlington. 3B-Ed Olivares, Winston-Salem. SS-Phil Linz, Greensboro. OF-Mitchell June, Burlington; Fred Carpenter, Greensboro; Juan Visteur, Wilson; Andy Kosco, Durham. C-John Sullivan, Durham; Bob Rikard, Wilson. P-Lee Stange, Wilson; Jim Bouton, Greensboro; Johnny Seale, Durham; Joe Kaiser, Wilson. UTILITY-Jim Burton, Wilson. MGR-Pinky May, Burlington. ROOKIE OF THE YEAR-Andy Kosco, Durham. PLAYER OF THE YEAR-Ed Olivares, Winston-Salem.

1961 SPLIT SEASON

FIRST HALF	W	L	Pct.	SECOND HALF	W	L	Pct
Wilson (12)	41	28	.594	Wilson	42	28	.600
Durham (8)	35	33	.515	Burlington	39	30	.565
Greensboro (16)	34	35	.493	Greensboro	36	33	.533
Winston-Salem (3)	33	37	.471	Winston-Salem	35	35	.500
Burlington (7)	32	36	.470	Durham	30	40	.429
Raleigh (15)	31	37	.456	Raleigh	27	43	.386

PLAYOFFS: Wilson won both halves making a playoff unnecessary. • ATTENDANCE: Winston-Salem-70,236; Greensboro-61,017; Wilson-37,893; Durham-33,235; Burlington-32,405; Raleigh-26,480. Total-261,266. All-Star Game-2,240. • MANAGERS: Wilson-Jack McKeon; Burlington-Bill Herring, Walt Novick (July 16); Greensboro-Wayne Terwilliger; Winston-Salem-Elmer Yoter, Matt Sczesny (June 28); Durham-Al Lakeman; Raleigh-Enos Slaughter. • ALL-STARS: 1B-Chuck Reidell, Greensboro. 2B-Rufus Anderson, Durham. 3B-Gene Domzalski, Greensboro. SS-Orlando Martinez, Wilson. OF-Chuck Weatherspoon, Wilson; Gates Brown, Durham; Dean Robbins, Winston-Salem; Ron Solomini, Greensboro. C-Joe McCabe, Wilson; Duke Sims, Burlington. P-Bill MacLeod, Winston-Salem; Al Eisele, Burlington; Dick Klunder, Durham; Norm Forsythe, Greensboro. UTILITY-Ron Retton, Greensboro. MGR-Jack McKeon, Wilson. ROOKIE OF THE YEAR-Bill MacLeod, Winston-Salem. PLAYER OF THE YEAR-Chuck Weatherspoon, Wilson.

SEASON CAPSULES

1962 SEASON

	W	L	Pct.		W	L	Pct
Durham (9)	89	51	.636	Greensboro (16)	65	75	.464
Kinston (20)	83	57	.593	Wilson (12)	65	75	.464
Winston-Salem (3)	76	64	.543	Rocky Mount (6)	60	80	.429
Burlington (7)	66	74	.471	Raleigh (26)	56	84	.400

PLAYOFFS: Kinston beat Winston-Salem, 2-1; Durham beat Burlington, 2-0; Kinston beat Durham, 4-3. • ATTENDANCE: Kinston-141,227; Winston-Salem-75,038; Durham-71,050; Rocky Mount-53,651; Wilson-40,669; Greensboro-38,109; Burlington-30,226; Raleigh-29,552. Total-479,522. Playoffs-16,968. All-Star Game-2,799. • MANAGERS: Durham-Lou Fitzgerald; Kinston-Harding (Pete) Peterson; Winston-Salem-Eddie Popowski; Burlington-Gene Verble; Greensboro-Vern Rapp, Steve Souchock (Aug 11); Wilson-Harry Warner; Rocky Mount-Hershell Freeman, Jack Cassini (July 10); Raleigh-Archie Wilson. • ALL-STARS: 1B-Rusty Staub, Durham. 2B-Cesar Tovar, Rocky Mount. 3B-Tony Perez, Rocky Mount. SS-Rico Petrocelli, Winston-Salem. OF-Ron Flender, Rocky Mount; Ronnie Davis, Durham; Ed Napoleon, Kinston; Jim Gosger, Winston-Salem; Bert Barth, Rocky Mount. C-Buddy Booker, Burlington; Clint Courtney, Durham. P-Steve Blass, Kinston; Wally Wolf, Durham; Mel Stottlemyre, Greensboro; Frank Bork, Kinston; Jimmy Roland, Wilson. UTILITY-Glenn Vaughan, Durham. MGR-Lou Fitzgerald, Durham. ROOKIE and PLAYER OF THE YEAR-Rusty Staub, Durham.

1963 SEASON

EASTERN DIVISION W			L	Pct.	WESTERN DIVISION W			L	Pct.
Kinston (20)	77	66	.538	Greensboro (16)	85	59	.590		
Wilson (12)	77	67	.535	Durham (9)	78	65	.545		
Rocky Mount (6)	72	72	.500	Burlington (7)	77	66	.538		
Tidewater	65	79	.451	Winston-Salem (3)	67	76	.469		
Peninsula (26)	58	86	.403	Raleigh (15)	62	82	.431		

PLAYOFFS: Wilson beat Kinston, 3-0; Greensboro beat Durham, 3-2; Wilson beat Greensboro, 2-1. • ATTENDANCE: Kinston-119,346; Tidewater-63,468; Burlington-62,704; Rocky Mount-53,023; Peninsula-50,171; Durham-47,453; Wilson-44,789; Greensboro-44,556; Winston-Salem-43,481; Raleigh-34,309. Total-563,300. Playoffs-9,524. All-Star Game-1,322. • MANAGERS: Wilson-Ralph Rowe; Greensboro-Frank Verdi; Kinston-Harding (Pete) Peterson; Durham-Billy Goodman; Burlington-Patrick Colgan; Rocky Mount-John (Red) Davis; Winston-Salem-Matt Sczesny, Bill Slack (July 5); Tidewater-Alten Jones; Raleigh-Clyde McCullough, Tommy Byrne (July 29); Peninsula-Archie Wilson. • ALL-STARS: 1B-Luke Vasser, Wilson, 2B-Roy White, Greensboro. 3B-Ron Clark, Wilson. SS-Len Boehmer, Rocky Mount. OF-Don Bosch, Kinston; Joe Wilson, Rocky Mount; Lou Piniella, Peninsula; Walt Matthews, Durham. C-Jim Price, Kinston; Tom Kowalowski, Greensboro. P-Sherman (Roadblock) Jones, Raleigh; Chuck Kovach, Burlington; George Pressley, Burlington; Gerald Merz, Rocky Mount. UTILITY-Gene Michael, Kinston. MGR-Patrick Colgan, Burlington. ROOKIE OF THE YEAR-Lou Piniella, Peninsula. PLAYER OF THE YEAR-Jim Price, Kinston.

1964 SEASON

EASTERN DIVISION W			L	Pct.	WESTERN DIVISION W			L	Pct.
Kinston (20)	79	59	.572	Winston-Salem (3)	82	57	.590		
Tidewater (5)	75	63	.543	Greensboro (16)	76	61	.555		
Peninsula (6)	61	76	.445	Raleigh (21)	76	62	.551		
Rocky Mount (26)	61	77	.442	Burlington (7)	68	70	.493		
Wilson (12)	57	82	.410	Durham (9)	54	82	.397		

PLAYOFFS: Winston-Salem beat Greensboro, 2-0; Tidewater beat Kinston, 2-0; Winston-Salem beat Tidewater, 2-0. • ATTENDANCE: Kinston-101,915; Tidewater-83,255; Greensboro-58,528; Rocky Mount-55,561; Winston-Salem-55,361; Raleigh-52,620; Burlington-48,003; Peninsula-38,020; Durham-30,631; Wilson-24,599. Total-548,493. Playoffs-6,484. All-Star Game-2,020. • MANAGERS: Winston-Salem-Bill Slack; Kinston-Harding (Pete) Peterson; Greensboro-Loren Babe; Raleigh-George Kissell; Tidewater-Alten Jones; Burlington-Bill Herring; Peninsula-Jack Cassini; Rocky Mount-Owen Friend; Wilson-Ralph Rowe; Durham-Billy Goodman, Walt Matthews. • ALL-STARS: 1B-Ron Durham, Burlington. 2B-Stan Swanson, Peninsula. 3B-Jose (Coco) Laboy, Raleigh. SS-Chet Trail, Greensboro. OF-Steve Whitaker, Greensboro; Mike Page, Winston-Salem; Sam Parrilla, Burlington; Ed Stroud, Tidewater, C-Jim French, Rocky Mount; Tommy Smith, Raleigh. P-Casey Cox, Rocky Mount; Dan Hagen, Raleigh; Mario Pagano, Winston-Salem; Chuck Holle, Wilson. UTILITY-Bill Tarroly, Wilson. MGR-Bill Slack, Winston-Salem. PLAYER OF THE YEAR-Ed Stroud, Tidewater.

1965 SEASON

EASTERN DIVISION W			L	Pct.	WESTERN DIVISION W			L	Pct.
Peninsula (6)	86	58	.597	Durham (9)	83	60	.580		
Tidewater (5)	76	68	.528	Greensboro (16)	79	65	.549		
Kinston (20)	72	71	.503	Winston-Salem (3)	65	79	.451		
Wilson (12)	68	75	.476	Raleigh (21)	64	79	.448		
Rocky Mount (8)	62	82	.430	Burlington (26)	63	81	.438		

PLAYOFFS: Tidewater beat Peninsula, 2-1; Durham beat Greensboro, 2-1; Tidewater beat Durham, 2-0. • ATTENDANCE: Peninsula-102,424; Kinston-90,274; Greensboro-86,423; Tidewater-61,667; Winston-Salem-43,921; Rocky Mount-41,798; Burlington-36,391; Raleigh-36,221; Durham-34,956; Wilson-26,850. Total-560,925. Playoffs-7,811. All-Star Game-2,046. • MANAGERS: Tidewater-Alten Jones; Peninsula-Jack Cassini, Pinky May (June 7); Durham-Dave Philley; Greensboro-Lamar North; Kinston-Bob Clear; Wilson-Vern Morgan; Winston-Salem-Bill Slack; Raleigh-Ray Hathaway; Burlington-Owen Friend; Rocky Mount-AI Lakeman. • ALL-STARS: 1B-Mike Derrick, Kinston. 2B-Jose Herrera, Durham, 3B-Ron Boyer, Greensboro. SS-Bobby Murcer, Greensboro. OF-Ed Stroud, Tidewater; Teolindo Acosta, Peninsula; Mike Maloney, Burlington. C-Paul Casanova, Burlington; Eiseo Rodriguez, Greensboro. P-Dock Ellis, Kinston; Marv Dutt, Durham; Jim Morio, Peninsula; Jack DiLauro, Rocky Mount. UTIL-Inf-Tony Torchia, Winston-Salem. UTIL-OF-Felix DeLeon, Raleigh. MGR-Pinky May, Peninsula. PLAYER OF THE YEAR-Bobby Murcer, Greensboro.

SEASON CAPSULES

1966 SEASON

EASTERN DIVISION W			L	Pct.	WESTERN DIVISION W			L	Pct.
Kinston (1)	76	63	.547	Winston-Salem (3)	82	58	.586		
Rocky Mount (8)	72	63	.533	Burlington (26)	76	62	.551		
Wilson (12)	72	65	.526	Raleigh (20)	71	66	.518		
Peninsula (6)	63	75	.457	Lynchburg (5)	64	75	.460		
Tidewater (19)	58	81	.417	Greensboro (16)	64	76	.457		
				Durham (9)	62	76	.449		

PLAYOFFS: Rocky Mount beat Kinston, 2-0; Winston-Salem beat Burlington, 2-0; Rocky Mount beat Winston-Salem, 2-0. • ATTENDANCE: Winston-Salem-80,024; Peninsula-74,366; Kinston-68,757; Greensboro-43,204; Tidewater-42,182; Rocky Mount-34,004; Lynchburg-33,805; Durham-32,023; Raleigh-25,562; Wilson-23,501; Burlington-22,041. Total-479,469. Playoffs-5,344. All-Star Game-4,891. • MANAGERS: Winston-Salem-Bill Slack; Kinston-Andy Pafko; Burlington-Wayne Terwilliger; Rocky-Mount-Al Federoff; Wilson-Vern Morgan; Raleigh-Joe Morgan; Lynchburg-Ira Hutchinson; Peninsula-Pinky May; Greensboro-Gary Blaylock; Durham-Chuck Churn; Tidewater-Bobby Morgan, Lou Kahn (July 24). • ALL-STARS: 1B-Jose Calero, Winston-Salem. 2B-Rod Carew, Wilson. 3B-Juan Guzman, Kinston. SS-Alberto Cambero, Kinston. OF-Jerry Dorsch, Winston-Salem; Barry Morgan, Kinston; Richard Billings, Burlington. C-Johnny Bench, Peninsula; Manny Sanguillen, Raleigh. P-Robbie Snow, Winston-Salem; Dick Drago, Rocky Mount; Dan Lazar, Lynchburg; Francis Pollard, Tidewater. UTIL-INF-Al Oliver, Raleigh. UTIL-OF-Richard Smith, Burlington. MGR-Joe Morgan, Raleigh. PLAYER OF THE YEAR-Robbie Snow, Winston-Salem.

1967 SEASON

EASTERN DIVISION W			L	Pct.	WESTERN DIVISION W			L	Pct.
Raleigh (20)	77	65	.542	Durham (15)	74	64	.536		
Peninsula (10)	74	64	.536	Winston-Salem (3)	69	68	.504		
Rocky Mount (8)	74	68	.521	Burlington (26)	70	69	.504		
Tidewater (19)	70	68	.507	Lynchburg (5)	68	68	.500		
Wilson (12)	61	72	.459	Greensboro (16)	66	72	.478		
Kinston (1)	60	75	.444	Asheville (9)	64	74	.464		

PLAYOFFS: East-Tidewater beat Peninsula, 1-0; Raleigh beat Rocky Mount, 1-0; Tidewater beat Raleigh, 2-0. West-Durham beat Burlington, 1-0; Lynchburg beat Winston-Salem, 1-0; Durham beat Lynchburg, 2-0. Finals-Durham beat Tidewater, 2-1. • ATTENDANCE: Peninsula-89,857; Kinston-61,905; Greensboro-54,680; Tidewater-53,097; Winston-Salem-45,665; Raleigh-45,344; Lynchburg-38,970; Asheville-34,279; Rocky-Mount-33,666; Burlington-24,785; Durham-24,210; Wilson-20,108. Total-526,566. Playoffs-6,683. All-Star Game-3,771. • MANAGERS: Raleigh-Joe Morgan; Peninsula-Gus Niarhos; Kinston-Andy Pafko; Tidewater-Bob Wellman; Wilson-Vern Morgan; Durham-Clyde McCullough; Winston-Salem-Bill Slack; Asheville-Chuck Churn; Burlington-Len Johnston; Lynchburg-Stan Wasiak; Rocky Mount-Al Federoff; Greensboro-Bob Bauer. • ALL-STARS: 1B-Ron Allen, Tidewater. 2B-Bobby Heise, Durham. 3B-Duncan Campbell, Raleigh. SS-Don Money, Raleigh. OF-Danny Walton, Asheville; Larry Hisle, Tidewater; Jim Holt, Peninsula. C-Hal King, Asheville. P-Harold Clem, Raleigh; Gary Jones, Greensboro. MGR-Clyde McCullough, Durham. PLAYER OF THE YEAR-Don Money, Raleigh.

1968 SEASON

EASTERN DIVISION W			L	Pct.	WESTERN DIVISION W			L	Pct.
Raleigh-Durham (15)	83	56	.597	Salem (20)	85	55	.607		
Tidewater (19)	80	60	.571	Hi-Toms (X)	69	71	.493		
Peninsula (17)	75	65	.536	Lynchburg (5)	68	72	.486		
Wilson (12)	71	68	.511	Greensboro (9)	61	79	.436		
Rocky Mount (8)	70	70	.500	Winston-Salem (3)	56	81	.409		
Kinston (16)	62	75	.453	Burlington (26)	56	84	.400		

PLAYOFFS: East-Raleigh-Durham beat Peninsula, 1-0; Wilson beat Tidewater, 1-0. West-Hi-Toms beat Greensboro, 1-0; Lynchburg beat Salem 1-0. Semifinals-Hi-Toms beat Lynchburg, 2-0; Raleigh-Durham beat Wilson, 2-1. Finals-Hi-Toms beat Raleigh-Durham, 2-0. • ATTENDANCE: Peninsula-74,978; Salem-64,532; Kinston-55,516; Tidewater-50,014; Raleigh-Durham-48,532; Winston-Salem-46,239; Lynchburg-45,771; Hi-Toms-42,574; Rocky Mount-30,792; Greensboro-26,465; Wilson-22,811; Burlington-20,806. Total-529,030. Playoffs-7,512. All-Star Game-2,145. • MANAGERS: Burlington-Len Johnston; Greensboro-Brandy Davis; Hi-Toms-Jack McKeon; Kinston-Bob Bauer; Lynchburg-Alex Cosmidis; Peninsula-Jimmie Williams; Tidewater-Bob Wellman; Raleigh-Durham-Pete Pavlick; Rocky Mount-Al Federoff; Salem-Don Hoak; Wilson-Vern Morgan; Winston-Salem-Bill Slack. • ALL-STARS: 1B-Tony Solaita, Hi-Toms. 2B-Dave Cash, Salem. 3B-Joe Lis, Tidewater. SS-Frank Baker, Kinston. OF-Wilbert Hammond, Salem; John Jeter, Salem; Robert Brooks, Peninsula; Carlos May, Lynchburg. C-Gene Tenace, Peninsula. P-Robert Settle, Salem; Jon Matlack, Raleigh-Durham. UTILITY-Jackson Lind, Greensboro. MGR-Don Hoak, Salem. PLAYER OF THE YEAR-Tony Solaita, Hi-Toms.

1969 SEASON

EASTERN DIVISION W			L	Pct.	WESTERN DIVISION W			L	Pct.
Rocky Mount (8)	82	62	.569	Salem (20)	78	66	.542		
Raleigh-Durham (19)	79	62	.560	Winston-Salem (3)	77	67	.535		
Kinston (16)	74	68	.521	Burlington (26)	71	71	.500		
Peninsula (9)	67	76	.469	Hi-Toms (11)	69	74	.483		
Red Springs (12)	57	84	.404	Lynchburg (5)	60	84	.417		

PLAYOFFS: East-Peninsula beat Rocky Mount 2-0; Raleigh-Durham beat Kinston, 2-0. West-Burlington beat Winston-Salem, 2-1; Salem beat Hi-Toms, 2-0. Semifinals-Raleigh-Durham beat Peninsula, 2-1; Burlington beat Salem, 2-0. Finals-Raleigh-Durham beat Burlington, 2-1. • ATTENDANCE: Winston-Salem-66,710; Salem-63,248; Peninsula-60,414; Raleigh-Durham-50,564; Kinston-46,323; Hi-Toms-44,472; Lynchburg-42,286; Rocky Mount-41,957; Red Springs-40,332; Burlington-20,550. Total-476,856. Playoffs-10,793. All-Star Game-1,685. • MANAGERS: Kinston-Gene Hassell; Peninsula-Tony Pacheco; Raleigh-Durham-Nolan Campbell; Red Springs-Tom Umphlett; Rocky Mount-Al Federoff; Burlington-Buddy Hicks; Hi-Toms-Harry Malmberg;

SEASON CAPSULES

Lynchburg-Stan Wasiak; Salem-Chuck Hiller; Winston-Salem-Matt Sczesny. • All Stars: 1B-Greg Luzinski, Raleigh-Durham. 2B-Tom Grayson, Rocky Mount. 3B-Luther Quinn, Salem. SS-Mario Guerrero, Kinston. OF-Melwood Civil, Salem; Sam Parrilla, Raleigh-Durham; Ron Lolich, Lynchburg. C-Tim Hosley, Rocky Mount; Art Kusnyer, Lynchburg. P-John Penn, Raleigh-Durham; Gordon Knutson, Raleigh-Durham. MGR-Al Federoff, Rocky Mount. PLAYER OF THE YEAR-Luther Quinn, Salem.

1970 SPLIT SEASON

FIRST HALF	W	L	Pct.	SECOND HALF	W	L	Pct.
Winston-Salem* (3)	41	29	.586	Burlington	40	27	.597
Peninsula (19)	41	29	.586	Winston-Salem	38	29	.567
Raleigh-Durham (X)	40	30	.571	Rocky Mount	36	32	.529
Kinston (16)	39	31	.557	Raleigh-Durham	37	33	.529
Rocky Mount (8)	34	36	.486	Kinston	33	34	.493
Burlington (26)	32	38	.457	Lynchburg	33	37	.471
Salem (20)	29	41	.414	Salem	31	39	.443
Lynchburg (12)	24	46	.343	Peninsula	26	43	.377

*Won First Half Championship • PLAYOFFS: Winston-Salem beat Burlington, 2-0. • ATTENDANCE: Peninsula-65,114; Raleigh-Durham-56,138; Salem-50,076; Kinston-49,949; Lynchburg-42,949; Winston-Salem-36,923; Rocky Mount-34,062; Burlington-33,046. Total-368,257. Playoff-1,849. All-Star Game-2,054. • MANAGERS: Burlington-Joe Klein, Whitey Kurowski; Kinston-Alex Cosmidis; Lynchburg-Tom Umphlett, Red Robbins; Peninsula-Nolan Campbell; Raleigh-Durham-Cliff Davis; Rocky Mount-Max Lanier; Salem-Billy Klaus; Winston-Salem-Bill Slack. • ALL-STARS: 1B-Mike Anderson, Peninsula. 2B-Bob Adams, Rocky Mount; Fred Frazier, Kinston (tie). 3B-Steve Braun, Lynchburg. SS-Juan Beniquez, Winston-Salem. OF-Dave Moates, Burlington; Rennie Stennett, Salem; Bob Storm, Lynchburg. C-Cliff Johnson, Raleigh-Durham. LHP-Bill Olsen, Kinston. RHP-Lynn McGlothen, Winston-Salem. MGR-Cliff Davis, Raleigh-Durham. PLAYER OF THE YEAR-Cliff Johnson, Raleigh-Durham.

1971 SPLIT SEASON

FIRST HALF	W	L	Pct.	SECOND HALF	W	L	Pct.
Kinston (16)	43	26	.623	Peninsula	44	24	.647
Peninsula (19)	41	29	.586	Kinston	40	26	.606
Lynchburg (12)	37	30	.552	Winston-Salem	40	27	.597
Salem (20)	36	31	.537	Rocky Mount	35	31	.530
Raleigh-Durham (X)	31	36	.463	Lynchburg	31	37	.456
Rocky Mount (8)	30	38	.441	Salem	29	40	.420
Winston-Salem (3)	27	40	.403	Burlington	27	42	.391
Burlington (26)	27	42	.391	Raleigh-Durham	25	44	.362

PLAYOFFS: Peninsula beat Kinston, 2-0. • ATTENDANCE: Peninsula-60,286; Kinston-52,020; Raleigh-Durham-40,447; Lynchburg-38,902; Salem-37,872; Winston-Salem-34,141; Rocky Mount-26,750; Burlington-22,247. Total-312,665. Playoff-2,234. All-Star Game-1,061. • MANAGERS: Burlington-Whitey Kurowski; Kinston-Gene Hassell; Lynchburg-John Goryl; Peninsula-Howie Bedell; Raleigh-Durham-Dick Kennedy; Rocky Mount-Len Okrie; Salem-Tim Murtaugh; Winston-Salem-Don Lock. • ALL-STARS: 1B-Robert Beall, Peninsula. 2B-Donald Kinzel, Peninsula. 3B-Art Howe, Salem. SS-Stirling Coward, Peninsula. OF-Charlie Spikes, Kinston; Marv Lane, Rocky Mount; Richard Giallella, Peninsula. C-Jim Essian, Peninsula. RHP-Richard Fusari, Peninsula. LHP-Jim Golden, Kinston. MGR-Gene Hassell, Kinston. PLAYER OF THE YEAR-Richard Giallella, Peninsula.

1972 SPLIT SEASON

FIRST HALF	W	L	Pct.	SECOND HALF	W	L	Pct.
Burlington (26)	43	25	.632	Salem	46	24	.657
Lynchburg (12)	39	30	.565	Kinston	43	26	.623
Salem (20)	33	34	.493	Winston-Salem	36	34	.514
Rocky Mount (8)	30	37	.448	Burlington	34	36	.486
Kinston (16)	30	38	.441	Lynchburg	31	38	.449
Winston-Salem (3)	29	40	.420	Rocky Mount	19	51	.271

PLAYOFFS: Salem beat Burlington, 2-1. • ATTENDANCE: Lynchburg-60,282; Salem-43,910; Kinston-31,346; Winston-Salem-31,156; Rocky Mount-21,242; Burlington-18,222. Total-206,158. Playoff-2,914. All-Star Game-915. • MANAGERS: Burlington-Frank Gable; Kinston-Gene Hassell; Lynchburg-Kerby Ferrell; Rocky Mount-Len Okrie; Salem-Tim Murtaugh; Winston-Salem-Rac Slider. • ALL-STARS: 1B-Ron Mitchell, Salem. 2B-Mike Cabbage, Burlington. 3B-Ron Cash, Rocky Mount. SS-Marion Prince, Kinston. OF-Dave Parker, Salem; Ed Ott, Salem; Mike Krizmanich, Kinston. C-Tom Smithson, Lynchburg. LHP-Richard Kemp, Burlington. RHP-Doug Bair, Salem. MGR-Gene Hassell, Kinston. PLAYER OF THE YEAR-Dave Parker, Salem.

1973 SPLIT SEASON

FIRST HALF	W	L	Pct.	SECOND HALF	W	L	Pct.
Lynchburg (12)	40	28	.588	Winston-Salem	39	31	.557
Rocky Mount (19)	41	29	.586	Lynchburg	38	32	.543
Winston-Salem (3)	38	31	.551	Salem	35	34	.507
Kinston (3/1)	34	34	.500	Kinston	34	35	.493
Salem (20)	31	38	.449	Rocky Mount	34	36	.486
Wilson (X)	23	47	.329	Wilson	29	41	.414

PLAYOFFS: Winston-Salem beat Lynchburg, 3-2. • ATTENDANCE: Lynchburg-66,015; Salem-45,915; Wilson-45,132; Winston-Salem-30,235; Kinston-30,012; Rocky Mount-28,389. Total-245,698. Playoff-4,498. All-Star Game-1,496. • MANAGERS: Kinston-Gene Hassell; Lynchburg-Dick Phillips; Rocky Mount-Bob Wellman; Salem-Steve Demeter; Wilson-Ray Hathaway, Don Locke; Winston-Salem-Bill Slack. • ALL-STARS: 1B-Jim Obradovich, Lynchburg. 2B-Al Ryan, Winston-Salem. 3B-Rick Oliver, Wilson. SS-Greg Pryor, Rocky Mount. OF-Terry Whitfield, Kinston; Jimmie Collins, Kinston; Omar Moreno, Salem; Tom

SEASON CAPSULES

Thomas, Salem. C-Bill Nahorodny, Rocky Mount. LHP-Quincy Hill, Rocky Mount. RHP-Roy Thoms, Rocky Mount. MGR-Dick Phillips, Lynchburg. PLAYER OF THE YEAR-Terry Whitfield, Kinston.

1974 SPLIT SEASON

FIRST HALF	W	L	Pct.	SECOND HALF	W	L	Pct.
Salem (20)	47	23	.671	Salem	40	27	.597
Lynchburg (12)	40	30	.571	Winston-Salem	37	31	.544
Winston-Salem (3)	39	30	.565	Lynchburg	38	32	.543
Rocky Mount (19)	37	32	.536	Rocky Mount	35	35	.500
Peninsula (X)	25	43	.368	Peninsula	33	33	.500
Kinston (13)	19	49	.279	Kinston	19	44	.302

PLAYOFFS: Salem won both halves making a playoff unnecessary. • ATTENDANCE: Lynchburg-48,732; Salem-41,379; Rocky Mount-38,677; Peninsula-36,087; Winston-Salem-33,182; Kinston-27,342. Total-225,390. All-Star Game-993. • MANAGERS: Kinston-Jack Damaska; Lynchburg-Harry Warner; Peninsula-Len Johnston; Rocky Mount-Cal Emery; Salem-Johnny Lipon; Winston-Salem-Bill Slack. • ALL-STARS: 1B-Randy Bass, Lynchburg. 2B-Charley Meyers, Winston-Salem. 3B-Frank Grundler, Lynchburg. SS-Todd Cruz, Rocky Mount. OF-Miguel Dilone, Salem; Willie Norwood, Lynchburg; Alfredo Edmead, Salem. C-Steve Nicosia, Salem. LHP-Doug Nelson, Salem. RHP-Don Aase, Winston-Salem. MGR-Johnny Lipon, Salem. PLAYER OF THE YEAR-Miguel Dilone, Salem.

1975 SPLIT SEASON

FIRST HALF	W	L	Pct.	SECOND HALF	W	L	Pct.
Rocky Mount (19)	48	24	.667	Rocky Mount	43	27	.614
Winston-Salem (3)	44	27	.620	Salem	41	30	.577
Salem (20)	33	36	.478	Winston-Salem	37	35	.514
Lynchburg (24)	30	36	.455	Lynchburg	30	42	.417

Note: In interlocking schedule with Western Carolinas League, CL teams were 115-66 .635

PLAYOFFS: Rocky Mount won both halves making a playoff unnecessary. • ATTENDANCE: Salem-39,007; Winston-Salem-38,226; Lynchburg-28,527; Rocky Mount-24,345. Total-130,105. All-Star Game-459. • MANAGERS: Lynchburg-Wayne Terwilliger; Rocky Mount-Cal Emery; Salem-Johnny Lipon; Winston-Salem-John Kennedy. • ALL-STARS: 1B-John Poff, Rocky Mount. 2B-Brian Doyle, Lynchburg; Steve Gerlecz, Salem (tie). 3B-Jim Morrison, Rocky Mount. SS-Rick Albert, Lynchburg. OF-Luke Wrenn, Salem; Bobby Thompson, Lynchburg; Rick Berg, Winston-Salem; Alberto Lois, Salem. C-Steve Tarbell, Winston-Salem. P-Larry Bradford, Lynchburg; Rick Jones, Winston-Salem; Warren Brusstar, Rocky Mount. MGR-Cal Emery, Rocky Mount. PLAYER OF THE YEAR-Luke Wrenn, Salem.

1976 SPLIT SEASON

FIRST HALF	W	L	Pct.	SECOND HALF	W	L	Pct.
Winston-Salem (3)	42	26	.618	Winston-Salem	38	31	.551
Peninsula (19)	36	31	.537	Lynchburg	37	33	.529
Salem (20)	35	32	.522	Peninsula	35	34	.507
Lynchburg (15)	27	42	.391	Salem	33	37	.471

Note: In interlocking schedule with Western Carolinas Leagues, CL teams were 40-23 .635

PLAYOFFS: Winston-Salem won both halves making a playoff unnecessary. • ATTENDANCE: Winston-Salem-49,314; Lynchburg-46,302; Peninsula-41,367; Salem-30,387. Total-167,370. All-Star Game-712. • MANAGERS: Lynchburg-Jack Aker; Peninsula-Cal Emery; Salem-Steve Demeter; Winston-Salem-Tony Torchia. • ALL-STARS: 1B-Marshall Brant, Lynchburg. 2B-Dave Lozano, Lynchburg. 3B-Ron Evans, Winston-Salem. SS-Juan Deliza, Salem; Marty Ryczek, Peninsula (tie). OF-Rogers Lee Brown, Peninsula; Luis Delado, Winston-Salem; Ken Huizenga, Winston-Salem. C-Mike O'Berry, Winston-Salem. DH-Paul McClure, Winston-Salem. P-Breen Newcomer, Winston-Salem; Ed Whitson, Salem. MGR-Tony Torchia, Winston-Salem. PLAYER OF THE YEAR-Marshall Brant, Lynchburg.

1977 SPLIT SEASON

FIRST HALF	W	L	Pct.	SECOND HALF	W	L	Pct.
Lynchburg (15)	39	27	.591	Peninsula	40	32	.556
Winston-Salem (3)	34	32	.515	Lynchburg	39	33	.542
Peninsula (19)	31	35	.470	Salem	38	34	.528
Salem (20)	28	38	.424	Winston-Salem	27	45	.375

PLAYOFFS: Peninsula beat Lynchburg, 3-2. • ATTENDANCE: Lynchburg-55,123; Peninsula-44,032; Winston-Salem-33,652; Salem-32,744. Total-165,551. Playoff-3,667. All-Star Game-1,276. • MANAGERS: Lynchburg-Jack Aker; Peninsula-Jim Snyder; Salem-Steve Demeter; Winston-Salem-Tony Torchia. • ALL-STARS: 1B-Winston Cole, Salem. 2B-Luis Aguayo, Peninsula. 3B-Wade Boggs, Winston-Salem. SS-Julio Valdez, Winston-Salem. OF-Eugenio Cotes, Salem; Ozzie Olivares, Salem; Robert Bryant, Lynchburg. C-Alfred (Butch) Benton, Lynchburg. DH-John Hughes, Peninsula. LHP-Jeff Schneider, Peninsula. RHP-Neil Allen, Lynchburg. MGR-Jack Aker, Lynchburg. PLAYER OF THE YEAR-Ozzie Olivares, Salem.

1978 SPLIT SEASON

FIRST HALF	W	L	Pct.	SECOND HALF	W	L	Pct.
Lynchburg (15)	43	27	.614	Peninsula	48	21	.696
Peninsula (19)	42	28	.600	Salem	38	28	.576
Salem (20)	34	35	.493	Lynchburg	30	37	.448
Alexandria	29	37	.439	Alexandria	29	38	.433
Winston-Salem (3)	28	38	.424	Kinston	28	37	.431
Kinston	29	40	.420	Winston-Salem	27	39	.409

PLAYOFFS: Lynchburg beat Peninsula, 3-0. • ATTENDANCE: Lynchburg-56,905; Salem-51,096; Winston-Salem-48,617; Alexandria-45,220; Peninsula-34,343; Kinston-31,072. Total-267,163. Playoff-2,740. All-Star Game-1,258. • MANAGERS: Alexandria-Les Peden; Kinston-Leo Mazzone; Lynchburg-Jack Aker; Peninsula-Jim Snyder; Salem-Jim Mahoney; Winston-Salem-Bill Slack. • ALL-STARS: 1B-Charles (Chick) Valley, Salem. 2B-Ronald MacDonald, Lynchburg. 3B-Nicholas Popovich, Peninsula. SS-Wally Backman, Lynchburg. OF-George Vukovich, Peninsula; Elijah Bonaparte, Peninsula; Mel Barrow, Kinston;

SEASON CAPSULES

Raymond Boyer, Alexandria. C-Ossie Virgil, Peninsula. DH-Roger LaFrancois, Winston-Salem. LHP-Tim Costello, Kinston. RHP-Henry Mack, Peninsula. MGR-Jack Aker, Lynchburg. PLAYER OF THE YEAR-Ossie Virgil, Peninsula.

1979 SPLIT SEASON

FIRST HALF	W	L	Pct.	SECOND HALF	W	L	Pct.
Winston-Salem (3)	44	26	.629	Winston-Salem	41	29	.586
Alexandria (23)	38	29	.567	Alexandria	36	33	.522
Peninsula (19)	35	32	.522	Kinston	34	33	.507
Kinston (25)	33	36	.478	Peninsula	33	36	.478
Lynchburg (15)	31	36	.463	Salem	32	38	.457
Salem (20)	22	44	.333	Lynchburg	30	37	.448

PLAYOFFS: Winston-Salem won both halves making a playoff unnecessary. • ATTENDANCE: Winston-Salem-68,702; Lynchburg-53,400; Peninsula-44,050; Salem-43,036; Kinston-38,569; Alexandria-34,614. Total-282,371. All-Star Game-1,081. • MANAGERS: Alexandria-Bobby Floyd; Kinston-Duane Larson; Lynchburg-Jack Aker; Peninsula-Ron Clark; Salem-Jim Mahoney; Winston-Salem-Bill Slack. • ALL-STARS: 1B-Greg Walker, Peninsula. 2B-Eduardo Dennis, Kinston; Michael Barnes, Salem (tie). 3B-Ralph Wheeler, Kinston. SS-Ron Gardenhire, Lynchburg; Manuel McDonald, Peninsula (tie). OF-Bob Dernier, Peninsula; Reid Nichols, Winston-Salem; Jack Sauer, Winston-Salem. C-Dale (Pat) Kelly, Kinston; Junior Ortiz, Salem (tie). DH-Tom Lombarski, Peninsula. LHP-Ernest Gause, Peninsula; Bryan Clark, Alexandria (tie). RHP-Thomas Hart, Peninsula. MGR-Bill Slack, Winston-Salem. PITCHER OF THE YEAR-Thomas Hart, Peninsula. PLAYER OF THE YEAR-Bob Dernier, Peninsula.

1980 SPLIT SEASON

FIRST HALF	W	L	Pct.	SECOND HALF	W	L	Pct.
NC DIVISION				NC DIVISION			
Durham (1)	42	28	.600	Durham	42	28	.600
Kinston (25)	38	32	.543	Winston-Salem	38	32	.543
Winston-Salem (3)	38	32	.543	Kinston	31	37	.456
Rocky Mount	14	55	.203	Rocky Mount	10	59	.145
VA DIVISION				VA DIVISION			
Peninsula (19)	51	19	.729	Peninsula	49	21	.700
Lynchburg (15)	35	35	.500	Salem	46	24	.657
Salem (20)	33	36	.478	Lynchburg	36	33	.522
Alexandria (X)	28	42	.400	Alexandria	26	44	.371

PLAYOFFS: Peninsula beat Durham, 3-1. • ATTENDANCE: Durham-175,963; Salem-102,456; Winston-Salem-84,645; Peninsula-75,874; Lynchburg-66,207; Kinston-38,822; Alexandria-30,140; Rocky Mount-26,702. Total-600,809. Playoffs-6,082. All-Star Game-1,299. • Managers: Alexandria-Mike Toomey; Durham-Al Gallagher; Kinston-Dennis Holmberg; Lynchburg-Jack Aker; Peninsula-Bill Dancy; Rocky Mount-Mal Fichman; Salem-Johnny Lipon; Winston-Salem-Buddy Hunter. • ALL-STARS: 1B-Mike Anicich, Lynchburg. 2B-Bill Rittweger, Lynchburg. 3B-Ray Borucki, Peninsula. SS-Julio Franco, Peninsula. OF-Wil Culmer, Peninsula; Joe Bruno, Peninsula; Albert Hall, Durham. C-Rico Colbert, Winston-Salem. DH-Craig Brooks, Winston-Salem. LHP-Wally Goff, Peninsula. RHP-Jay Fredlund, Winston-Salem. MGR-Johnny Lipon, Salem. PITCHER OF THE YEAR-LeRoy Smith, Peninsula. PLAYER OF THE YEAR-Julio Franco, Peninsula.

1981 SPLIT SEASON

FIRST HALF	W	L	Pct.	SECOND HALF	W	L	Pct.
NORTHERN DIVISION				NORTHERN DIVISION			
Hagerstown (X)	37	31	.544	Salem	40	30	.571
Alexandria (20)	33	34	.493	Lynchburg	39	31	.557
Lynchburg (15)	32	38	.457	Hagerstown	33	37	.471
Salem (22)	26	44	.371	Alexandria	29	41	.414
SOUTHERN DIVISION				SOUTHERN DIVISION			
Kinston (25)	42	28	.600	Peninsula	41	29	.585
Durham (1)	40	28	.588	Winston-Salem	38	32	.543
Winston-Salem (3)	34	35	.493	Durham	30	40	.429
Peninsula (19)	30	36	.455	Kinston	30	40	.429

PLAYOFFS: Hagerstown beat Salem, 1-0; Peninsula beat Kinston, 1-0; Hagerstown beat Peninsula, 3-0. • ATTENDANCE: Durham-151,905; Hagerstown-145,335; Winston-Salem-72,132; Salem-72,125; Peninsula-66,261; Lynchburg-51,960; Alexandria-40,659; Kinston-40,183. Total-640,560. Playoffs-5,028. All-Star Game-4,011. • MANAGERS: Alexandria-Mike Toomey; Durham-Al Gallagher; Hagerstown-Grady Little; Kinston-John McLaren; Lynchburg-Gene Dusan; Peninsula-Bill Dancy; Salem-Glen Ezell; Winston-Salem-Buddy Hunter. • ALL-STARS: 1B-Mike Anicich, Lynchburg; John Schaive, Alexandria (tie). 2B-Larry Jeltz, Peninsula. 3B-Thomas Hayes, Durham. SS-Octavio Fernandez, Kinston; Jose Oquendo, Lynchburg (tie). OF-Brad Komminsk, Durham; Gerald Davis, Salem; Paul Croft, Hagerstown. C-Marc Sullivan, Winston-Salem. DH-David Rivera, Hagerstown. LHP-Randy Ford, Kinston. RHP-Mike Brown, Winston-Salem. MGR-Grady Little, Hagerstown. PITCHER OF THE YEAR-Mike Brown, Winston-Salem. PLAYER OF THE YEAR-Brad Komminsk, Durham.

1982 SPLIT SEASON

FIRST HALF	W	L	Pct.	SECOND HALF	W	L	Pct.
NORTHERN DIVISION				NORTHERN DIVISION			
Alexandria (20)	45	20	.692	Lynchburg	36	34	.514
Hagerstown (2)	38	29	.567	Alexandria	35	34	.507
Lynchburg (15)	29	37	.439	Hagerstown	33	36	.478
Salem (22)	22	48	.314	Salem	17	53	.243

SEASON CAPSULES

SOUTHERN DIVISION

Durham (1)	43	25	.632
Peninsula (19)	41	27	.603
Kinston (25)	34	33	.507
Winston-Salem (3)	18	51	.261

SOUTHERN DIVISION

Peninsula	49	20	.710
Kinston	42	26	.618
Durham	37	31	.544
Winston-Salem	27	42	.391

PLAYOFFS: Alexandria beat Lynchburg, 1-0; Durham beat Peninsula, 1-0; Alexandria beat Durham, 3-0. • ATTENDANCE: Durham-157,325; Hagerstown-135,336; Lynchburg-49,539; Salem-47,202; Winston-Salem-46,430; Alexandria-44,306; Peninsula-42,145; Kinston-41,861. Total-564,144. Playoffs-9,724. All-Star Game-1,817. • MANAGERS: Alexandria-Johnny Lipon; Durham-Bobby Dews; Hagerstown-Grady Little; Kinston-John McLaren; Lynchburg-Danny Monzon; Peninsula-Bill Dancy; Salem-Jim Zerilla; Winston-Salem-Rac Slider. • ALL-STARS: 1B-Keith Hagman, Durham. 2B-Juan Samuel, Peninsula. 3B-Pat Dumouchelle, Hagerstown. SS-Miguel Sosa, Durham. OF-Jeff Stone, Peninsula; Mark Gillaspie, Salem; Joe Orsulak, Alexandria; LaSchelle Tarver, Lynchburg. C-David Malpeso, Winston-Salem. DH-Rick Renteria, Alexandria. LHP-Chris Green, Alexandria; Frankie Griffin, Peninsula (tie). RHP-Charles Hudson, Peninsula. MGR-Bill Dancy, Peninsula. PITCHER OF THE YEAR-Charles Hudson-Peninsula. PLAYER OF THE YEAR-Juan Samuel, Peninsula.

1983 SPLIT SEASON

FIRST HALF	W	L	Pct.	SECOND HALF	W	L	Pct.
NORTHERN DIVISION				NORTHERN DIVISION			
Lynchburg (15)	49	20	.710	Lynchburg	47	23	.671
Hagerstown (2)	41	25	.621	Hagerstown	43	27	.614
Alexandria (20)	35	32	.522	Alexandria	34	36	.486
Salem (22)	20	49	.290	Salem	30	40	.429
SOUTHERN DIVISION				SOUTHERN DIVISION			
Winston-Salem (3)	36	34	.514	Winston-Salem	38	32	.543
Durham (1)	33	34	.493	Peninsula	32	38	.457
Kinston (25)	32	36	.471	Kinston	30	40	.429
Peninsula (19)	26	42	.382	Durham	26	44	.371

PLAYOFFS: Lynchburg beat Winston-Salem, 3-0. • ATTENDANCE: Hagerstown-153,660; Durham-142,370; Lynchburg-80,104; Salem-56,451; Winston-Salem-54,803; Kinston-45,125; Alexandria-41,404; Peninsula-34,053. Total-607,970. Playoff-1,911. All-Star Game-1,043. • MANAGERS: Alexandria-Johnny Lipon; Durham-Brian Snitker; Hagerstown-John Hart; Kinston-Ron Clark, Doug Ault (Aug 12); Lynchburg-Sam Perlozzo; Peninsula-Tony Taylor; Salem-Steve Smith; Winston-Salem-Bill Slack. • ALL-STARS: 1B-Sam Nattile, Winston-Salem. 2B-Fermin Ubrí, Lynchburg. 3B-Jim Opie, Alexandria. SS-Mike Mesh, Winston-Salem. OF-Lenny Dykstra, Lynchburg; Ken Gerhart, Hagerstown; Mark Carreon, Lynchburg. C-Danny Sheaffer, Winston-Salem. DH-Dave Cochrane, Lynchburg. LHP-Mike Rochford, Winston-Salem. RHP-Dwight Gooden, Lynchburg. MGR-Sam Perlozzo, Lynchburg. PITCHER OF THE YEAR-Dwight Gooden, Lynchburg. PLAYER OF THE YEAR-Lenny Dykstra, Lynchburg.

1984 SPLIT SEASON

FIRST HALF	W	L	Pct.	SECOND HALF	W	L	Pct.
NORTHERN DIVISION				NORTHERN DIVISION			
Lynchburg (15)	43	27	.614	Lynchburg	46	22	.676
Prince William (20)	42	28	.600	Salem	36	32	.529
Hagerstown (2)	32	38	.457	Prince William	33	37	.471
Salem (24)	28	42	.290	Hagerstown	28	42	.400
SOUTHERN DIVISION				SOUTHERN DIVISION			
Durham (1)	39	31	.557	Peninsula	43	27	.614
Kinston (25)	33	37	.471	Kinston	38	32	.543
Winston-Salem (3)	33	37	.471	Durham	29	41	.414
Peninsula (19)	30	40	.382	Winston-Salem	25	45	.357

PLAYOFFS: Durham beat Peninsula, 2-0; Lynchburg beat Durham, 3-1. G ATTENDANCE: Durham-157,109; Hagerstown-114,951; Prince William-108,818; Winston-Salem-75,272; Lynchburg-75,034; Salem-61,623; Kinston-61,204; Peninsula-27,465. Total-681,476. Playoffs-6,606. All-Star Game-731. • MANAGERS: Durham-Brian Snitker; Hagerstown-John Hart, Grady Little (June 21), Len Johnston (June 25); Kinston-Doug Ault; Lynchburg-Mike Cabbage; Peninsula-Ron Clark; Prince William-Johnny Lipon; Salem-Bill Stearns; Winston-Salem-Bill Slack. G ALL-STARS: 1B-David Magadan, Lynchburg. 2B-Leon Roberts, Prince William. 3B-Kim Christensen, Prince William. SS-Rey Quinonez, Winston-Salem. OF-Kash Beauchamp, Kinston; Stan Jefferson, Lynchburg; Jason Felice, Lynchburg. C-Barry Lyons, Lynchburg. DH-Sam Horn, Winston-Salem. LHP-Randy Myers, Lynchburg. RHP-Mitch Cook, Lynchburg. MGR-Mike Cabbage, Lynchburg. PITCHER OF THE YEAR-Randy Myers, Lynchburg. PLAYER OF THE YEAR-Barry Lyons, Lynchburg.

1985 SPLIT SEASON

FIRST HALF	W	L	Pct.	SECOND HALF	W	L	Pct.
NORTHERN DIVISION				NORTHERN DIVISION			
Lynchburg (15)	48	22	.686	Lynchburg	47	23	.671
Hagerstown (2)	41	28	.594	Salem	32	35	.478
Salem (24)	40	30	.571	Prince William	33	37	.471
Prince William (20)	32	37	.464	Hagerstown	24	44	.353
SOUTHERN DIVISION				SOUTHERN DIVISION			
Winston-Salem (4)	35	35	.500	Kinston	41	26	.612
Durham (1)	32	38	.457	Peninsula	39	26	.600

SEASON CAPSULES

Peninsula (19)	28	42	.400	Durham	34	36	.486
Kinston (25)	23	47	.329	Winston-Salem	23	46	.333

PLAYOFFS: Winston-Salem beat Kinston, 2-0; Winston-Salem beat Lynchburg, 3-1. • ATTENDANCE: Durham-182,720; Prince William-127,356; Hagerstown-112,978; Winston-Salem-98,434; Lynchburg-95,657; Kinston-74,722; Salem-71,788; Peninsula-59,151. Total-822,806 Playoffs-4,260. All-Star Game-7,358. • MANAGERS: Durham-Harry Bright; Hagerstown-Greg Biagini; Kinston-Grady Little; Lynchburg-Mike Cabbage; Peninsula-Ron Clark; Prince William-Ed Ott; Salem-Bill Stearns; Winston-Salem-Cal Emery. • ALL-STARS: 1B-Chris Padgett, Hagerstown. 2B-Jerry Browne, Salem. 3B-Dimas Gutierrez, Prince William. SS-Kevin Elster, Lynchburg; D.L. Smith, Hagerstown (tie). OF-Shawn Abner, Lynchburg; Dave Martinez, Winston-Salem; Eric Yelding, Kinston. C-Burk Goldthorn, Prince William. DH-Jim Dickerson, Winston-Salem. RHP-Kyle Hartshorn, Lynchburg. LHP-Shawn Barton, Peninsula. MGR-Grady Little, Kinston. PITCHER OF THE YEAR-Kyle Hartshorn, Lynchburg. PLAYER OF THE YEAR-Shawn Abner, Lynchburg.

1986 SPLIT SEASON

FIRST HALF	W	L	Pct.	SECOND HALF	W	L	Pct.
NORTHERN DIVISION				NORTHERN DIVISION			
Hagerstown (2)	46	24	.657	Hagerstown	45	24	.652
Lynchburg (15)	38	32	.543	Lynchburg	37	33	.529
Prince William (20)	32	38	.457	Prince William	35	34	.507
Salem (24)	20	49	.290	Salem	25	44	.362
SOUTHERN DIVISION				SOUTHERN DIVISION			
Winston-Salem (4)	43	27	.614	Winston-Salem	39	29	.574
Peninsula (5)	38	32	.543	Durham	40	30	.571
Durham (1)	32	38	.457	Kinston	30	37	.448
Kinston (X)	30	39	.435	Peninsula	22	42	.344

PLAYOFFS: Winston-Salem beat Hagerstown, 3-1. • ATTENDANCE: Durham-197,125; Hagerstown-144,161; Winston-Salem-136,841; Prince William-117,000; Lynchburg-87,930; Salem-87,047; Peninsula-75,928; Kinston-48,845. Total-894,877. Playoff-3,712. All-Star Game-855. • MANAGERS: Durham-Buddy Bailey; Hagerstown-Bob Molinaro; Kinston-Dave Trembley; Lynchburg-Bobby Floyd; Peninsula-Bob Bailey, Duke Sims (June 10); Prince William-Rocky Bridges; Salem-Mike Bucci; Winston-Salem-Jim Essian. • ALL-STARS: 1B-Lance Belen, Prince William. 2B-Pete Stanicek, Hagerstown. 3B-Craig Worthington, Hagerstown. SS-Gregg Jefferies, Lynchburg. UTIL. INF-Ronnie Gant, Durham. OF-Doug Descenzo, Winston-Salem; Sherwin Cijntje, Hagerstown; Ron Scheer, Peninsula. C-Hector Villanueva, Winston-Salem. DH-Gene Gentile, Kinston. RHP-Dave Pavlas, Winston-Salem. LHP-Rob Russell, Prince William. MGR-Jim Essian, Winston-Salem. PITCHER OF THE YEAR-Dave Pavlas, Winston-Salem. PLAYER OF THE YEAR-Gregg Jefferies, Lynchburg.

1987 SPLIT SEASON

FIRST HALF	W	L	Pct.	SECOND HALF	W	L	Pct.
NORTHERN DIVISION				NORTHERN DIVISION			
Hagerstown (2)	40	30	.571	Salem	47	23	.671
Salem (20)	33	36	.478	Prince William	33	37	.471
Prince William (16)	33	37	.471	Hagerstown	32	38	.457
Lynchburg (15)	32	37	.464	Lynchburg	31	39	.443
SOUTHERN DIVISION				SOUTHERN DIVISION			
Winston-Salem (4)	41	29	.586	Kinston	42	28	.600
Peninsula (5)	34	36	.486	Durham	32	38	.457
Kinston (7)	33	37	.471	Peninsula	32	38	.457
Durham (1)	33	37	.471	Winston-Salem	31	39	.443

PLAYOFFS: Salem beat Hagerstown, 2-0; Kinston beat Winston-Salem, 2-0; Salem beat Kinston, 3-1. • ATTENDANCE: Durham-217,012; Hagerstown-135,059; Winston-Salem-133,263; Salem-111,661; Prince William-105,749; Peninsula-88,620; Lynchburg-88,370; Kinston-68,199. Total-947,933. Playoffs-10,106. All-Star Game-2,631. • MANAGERS: Durham-Brian Snitker; Hagerstown-Glenn Gulliver; Kinston-Mike Hargrove; Lynchburg-John Tamargo; Peninsula-Marv Foley; Prince William-Wally Moon; Salem-Steve Demeter; Winston-Salem-Jay Loviglio. • ALL-STARS: 1B-Rob Sepanek, Prince William. 2B-Mark Lemke, Durham. 3B-Leo Gomez, Hagerstown. SS-Jim Bullinger, Winston-Salem. UTILITY-Hensley Meulens, Prince William. OF-Tony Chance, Salem; Alex Smith, Durham; Mark Davis, Peninsula; Jim Rigos, Salem; Ced Landrum, Winston-Salem. C-Joe Girardi, Winston-Salem. DH-Casey Webster, Kinston. RHP-Dave Miller, Durham. LHP-Blaine Beatty, Hagerstown. MOST VALUABLE PLAYER-Casey Webster, Kinston. PITCHER OF THE YEAR-Blaine Beatty, Hagerstown. MANAGER OF THE YEAR-Mike Hargrove, Kinston.

1988 SPLIT SEASON

FIRST HALF	W	L	Pct.	SECOND HALF	W	L	Pct.
NORTHERN DIVISION				NORTHERN DIVISION			
Salem (20)	40	29	.580	Lynchburg	43	27	.614
Hagerstown (2)	37	33	.529	Hagerstown	42	28	.600
Prince William (16)	31	38	.449	Salem	33	37	.471
Lynchburg (3)	25	45	.357	Prince William	24	46	.343
SOUTHERN DIVISION				SOUTHERN DIVISION			
Kinston (7)	45	25	.643	Kinston	43	27	.614

SEASON CAPSULES

Durham (1)	44	26	.629	Durham	38	32	.543
Winston-Salem (4)	39	31	.557	Winston-Salem	34	36	.486
Virginia (X)	18	52	.257	Virginia	23	47	.329

PLAYOFFS: Lynchburg beat Salem, 2-1; Kinston beat Lynchburg, 3-2. • ATTENDANCE: Durham-271,650; Hagerstown-135,380; Salem-119,966; Prince William-114,403; Virginia-91,324; Lynchburg-81,197; Kinston-80,623; Winston-Salem-79,999. Total-974,542. Playoffs-9,190. All-Star Game-2,614. • MANAGERS: Durham-Buddy Bailey, Grady Little (May 24); Hagerstown-Mike Hart; Kinston-Glenn Adams; Lynchburg-Dick Berardino; Virginia-Joe Breeden; Prince William-Wally Moon, Gene Tenace (June 28); Salem-Jay Ward; Winston-Salem-Jay Loviglio. • ALL-STARS: 1B-Jim Orsag, Lynchburg; 2B-Greg Smith, Winston-Salem. 3B-Scott Cooper, Lynchburg. SS-Ever Magallanes, Kinston. UTILITY-Mike Twardowski, Kinston. OF-Bernie Williams, Prince William; Mickey Pina, Lynchburg; Bob Zuppic, Lynchburg. UTIL.OF-Derrick May, Winston-Salem; Mike Westbrook, Kinston. C-Mike Eberle, Hagerstown. DH-Mitch Lyden, Prince William. RHP-Bill Kazmierczak, Winston-Salem; Shawn Boskie, Winston-Salem (tie). LHP-Kent Mercker, Durham. MOST VALUABLE PLAYER-Mickey Pina, Lynchburg. CO-PITCHERS OF THE YEAR-Kent Mercker, Durham; Kevin Barse, Kinston. MANAGER OF THE YEAR-Dick Berardino, Lynchburg.

1989 SPLIT SEASON

FIRST HALF	W	L	Pct.	SECOND HALF	W	L	Pct.
NORTHERN DIVISION				NORTHERN DIVISION			
Lynchburg (3)	35	34	.507	Prince William	42	27	.609
Frederick (2)	34	36	.486	Frederick	39	29	.574
Salem (20)	33	36	.478	Lynchburg	35	32	.522
Prince William (16)	30	39	.435	Salem	30	39	.435
SOUTHERN DIVISION				SOUTHERN DIVISION			
Durham (1)	47	23	.671	Durham	37	31	.544
Kinston (7)	42	25	.627	Kinston	34	35	.493
Winston-Salem (4)	35	35	.500	Winston-Salem	29	36	.446
Peninsula (X)	20	48	.294	Peninsula	24	41	.369

PLAYOFFS: Prince William beat Lynchburg, 2-1; Prince William beat Durham, 3-1. • ATTENDANCE: Durham-272,202; Prince William-175,077; Frederick-165,930; Salem-121,581; Winston-Salem-89,360; Kinston-88,154; Lynchburg-74,375; Peninsula-20,059. Total-1,006,738. Playoffs-18,449. All-Star Game-5,120. • MANAGERS: Durham-Grady Little; Frederick-Jerry Narron; Kinston-Ken Bolek; Lynchburg-Gary Allenson; Peninsula-Jim Thrift; Prince William-Mark Weidemaier, Stump Merrill (May 21); Salem-Rocky Bridges; Winston-Salem-Jay Loviglio. • ALL-STARS: 1B-David Segui, Frederick. 2B-Luis Mercedes, Frederick. 3B-John Wehner, Salem. SS-Mark Lewis, Kinston. UTIL.INF-Pat Kelly, Prince William. OF-Phil Plantier, Lynchburg; Moises Alou, Salem; Andy Tomberlin, Durham. UTIL.OF-AI Martin, Durham. C-Brian Deak, Durham. DH-Don Sparks, Prince William. STARTING PITCHER-Mike Draper, Prince William; Pat Gomez, Winston-Salem; Randy Tomlin, Salem (tie). RELIEF PITCHER-Joe Ausanio, Salem. MOST VALUABLE PLAYER-Phil Plantier, Lynchburg. PITCHER OF THE YEAR-Charles Nagy, Kinston. MANAGER OF THE YEAR-Grady Little, Durham.

1990 SPLIT SEASON

FIRST HALF	W	L	Pct.	SECOND HALF	W	L	Pct.
NORTHERN DIVISION				NORTHERN DIVISION			
Frederick (2)	39	31	.557	Frederick	35	31	.530
Prince William (16)	33	37	.471	Prince William	31	38	.449
Lynchburg (3)	33	37	.471	Salem	30	39	.435
Salem (20)	25	45	.357	Lynchburg	25	43	.368
SOUTHERN DIVISION				SOUTHERN DIVISION			
Kinston (7)	46	24	.657	Kinston	42	23	.646
Winston-Salem (4)	45	25	.643	Winston-Salem	41	29	.586
Durham (1)	37	33	.529	Peninsula	35	35	.500
Peninsula (23)	22	48	.314	Durham	34	35	.493

PLAYOFFS: Frederick beat Kinston 3-2. • ATTENDANCE: Durham-300,499; Frederick-277,802; Prince William-210,262; Salem-126,121; Kinston-106,219; Winston-Salem-102,588; Lynchburg-92,607; Peninsula-70,647. Total-1,268,715. Playoffs-11,448. All-Star Game-5,947. • MANAGERS: Durham-Grady Little; Frederick-Wally Moon; Kinston-Brian Graham; Lynchburg-Gary Allenson; Peninsula-Jim Nettles; Prince William-Gary Denbo; Salem-Stan Cliburn; Winston-Salem-Brad Mills. • ALL-STARS: 1B-J.T. Snow, Prince William. 2B-Rouglas Odor, Kinston. 3B-Gary Scott, Winston-Salem. SS-Ricky Gutierrez, Frederick. UTIL.INF-Bruce Schreiber, Salem. OF-Greg Blosser, Lynchburg; Keith Mitchell, Durham; Ken Ramos, Kinston. UTIL.OF-Nolan Lane, Kinston. C-Mandy Romero, Salem. DH-Doug Welch, Winston-Salem. STARTING PITCHER-Frank Seminara, Prince William. RELIEF PITCHER-Mike Gardella, Prince William. MOST VALUABLE PLAYER-Gary Scott, Winston-Salem. PITCHER OF THE YEAR-Frank Seminara, Prince William. MANAGER OF THE YEAR-Wally Moon, Frederick.

1991 SPLIT SEASON

FIRST HALF	W	L	Pct.	SECOND HALF	W	L	Pct.
NORTHERN DIVISION				NORTHERN DIVISION			
Prince William (16)	38	32	.543	Lynchburg	37	33	.529
Lynchburg (3)	30	39	.435	Prince William	33	36	.478
Salem (20)	30	40	.429	Salem	33	37	.471
Frederick (2)	26	44	.371	Frederick	32	38	.457
SOUTHERN DIVISION				SOUTHERN DIVISION			
Kinston (7)	45	23	.662	Kinston	44	26	.629
Winston-Salem (4)	43	27	.614	Durham	41	29	.586

SEASON CAPSULES

Durham (1)	38	29	.567	Winston-Salem	40	30	.571
Peninsula (23)	27	43	.386	Peninsula	19	50	.275

PLAYOFFS: Lynchburg beat Prince William 2-0; Kinston beat Lynchburg 3-0. • ATTENDANCE: Durham-301,240; Frederick-318,354; Kinston-100,857; Lynchburg-88,897; Peninsula-41,131; Prince William-208,166; Salem-131,582; Winston-Salem-111,133. Total-1,301,560. Playoffs-5,367. All-Star Game-5,612. • MANAGERS: Durham-Grady Little; Frederick-Wally Moon; Kinston-Brian Graham; Lynchburg-Buddy Bailey; Peninsula-Steve Smith; Prince William-Mike Hart; Salem-Stan Ciburn; Winston-Salem-Brad Mills. • ALL-STARS: 1B-Willie Tatum, Lynchburg. 2B-Miguel Flores, Kinston. 3B-Pete Castellano, Winston-Salem. SS-Manny Alexander, Frederick. UTIL.INF-Ramon Caraballo, Durham. OF-Brian Giles, Kinston; Jeff McNeely, Lynchburg; Tracy Sanders, Kinston. UTIL.OF-John Jensen, Winston-Salem. C-Javy Lopez, Durham. DH-Chris Ebright, Winston-Salem. STARTING PITCHER-Sam Militello, Prince William. RELIEF PITCHER-Mike Soper, Kinston. MOST VALUABLE PLAYER-Pete Castellano, Winston-Salem. PITCHER OF THE YEAR-Sam Militello, Prince William. MANAGER OF THE YEAR-Brian Graham, Kinston.

1992 SPLIT SEASON

FIRST HALF				SECOND HALF			
	W	L	Pct.		W	L	Pct.
NORTHERN DIVISION				NORTHERN DIVISION			
Lynchburg (3)	39	30	.565	Lynchburg	38	28	.576
Frederick (2)	35	34	.507	Prince William	38	33	.535
Salem (20)	33	36	.478	Frederick	34	37	.479
Prince William (16)	31	38	.449	Salem	31	40	.437
SOUTHERN DIVISION				SOUTHERN DIVISION			
*Peninsula (23)	37	32	.536	Peninsula	37	32	.536
Durham (1)	37	32	.536	Winston-Salem	37	33	.529
Kinston (7)	35	34	.507	Durham	33	38	.465
Winston-Salem (4)	29	40	.420	Kinston	30	37	.448

* Won playoff for first half title • PLAYOFFS: Peninsula beat Lynchburg 3-2. • ATTENDANCE: Durham-280,994; Frederick-329,592; Kinston-105,905; Lynchburg-92,778; Peninsula-59,093; Prince William-208,416; Salem-134,598; Winston-Salem-159,316. Total-1,369,877. Playoffs-6,587. All-Star Game-4,219. • MANAGERS: Durham-Leon Roberts; Frederick-Bobby Miscik; Kinston-Dave Keller; Lynchburg-Buddy Bailey; Peninsula-Marc Hill; Prince William-Mike Hart; Salem-John Wockenfuss; Winston-Salem-Bill Hayes. • ALL-STARS: 1B-Bubba Smith, Peninsula. 2B-Kevin Jordan, Prince William. 3B-Jose Viera, Winston-Salem. SS-Ramon Martinez, Salem. UTIL.INF-Ruben Santana, Peninsula. OF-Stanton Cameron, Frederick; Brian Kowitz, Durham; Darren Bragg, Peninsula. UTIL.OF-Omar Ramirez, Kinston. C-Miah Bradbury, Peninsula. DH-Andy Hartung, Winston-Salem. STARTING PITCHER-John Cummings, Peninsula. RELIEF PITCHER-Joe Caruso, Lynchburg. MOST VALUABLE PLAYER-Bubba Smith, Peninsula. PITCHER OF THE YEAR-John Cummings, Peninsula. MANAGER OF THE YEAR-Marc Hill, Peninsula.

1993 SPLIT SEASON

FIRST HALF				SECOND HALF			
	W	L	Pct.		W	L	Pct.
NORTHERN DIVISION				NORTHERN DIVISION			
Wilmington (11)	44	25	.638	Frederick	43	27	.614
Frederick (2)	35	35	.500	Prince William	37	33	.529
Lynchburg (3)	32	37	.464	Lynchburg	33	37	.471
Prince William (16)	30	40	.429	Wilmington	30	40	.429
SOUTHERN DIVISION				SOUTHERN DIVISION			
Kinston (23)	38	31	.551	Winston-Salem	39	31	.557
Durham (1)	35	34	.507	Durham	34	35	.493
Winston-Salem (6)	33	37	.471	Kinston	33	36	.478
Salem (20)	31	39	.443	Salem	30	40	.429

PLAYOFFS: Wilmington beat Frederick 2-0; Winston-Salem beat Kinston 2-1; Winston-Salem beat Wilmington 3-1 • ATTENDANCE: Durham-305,692; Frederick-351,146; Kinston-134,506; Lynchburg-100,113; Prince William-209,273; Salem-145,657; Wilmington-332,132; Winston-Salem-164,509. Total-1,743,028. Playoffs-20,099. All-Star Game-3,581. • MANAGERS: Durham-Leon Roberts; Frederick-Peter Mackanin; Kinston-Dave Keller; Lynchburg-Mark Meleski; Prince William-Trey Hillman; Salem-Scott Little; Wilmington-Ron Johnson; Winston-Salem-Mark Berry. • ALL-STARS: 1B-Tate Seefried, Prince William. 2B-Tony Graffanino, Durham. 3B-Scott McClain, Frederick. SS-Eric Owens, Winston-Salem. UTIL.INF-Tim Blek, Winston-Salem. OF-Curtis Goodwin, Frederick; Chad Mottola, Winston-Salem; Alex Ochoa, Frederick. UTIL.OF-Motorboat Jones, Winston-Salem. C-Jorge Posada, Prince William. DH-Bubba Smith, Winston-Salem. STARTING PITCHER-Julian Tavarez, Kinston. RELIEF PITCHER-Ian Doyle, Kinston. MOST VALUABLE PLAYER-Bubba Smith, Winston-Salem. PITCHER OF THE YEAR-Julian Tavarez, Kinston. MANAGER OF THE YEAR-(Tie) Dave Keller, Kinston; Pete Mackanin, Frederick.

1994 SPLIT SEASON

FIRST HALF				SECOND HALF			
	W	L	Pct.		W	L	Pct.
NORTHERN DIVISION				NORTHERN DIVISION			
Wilmington (11)	48	20	.706	Wilmington	46	24	.657
Prince William (5)	38	32	.543	Frederick	44	25	.638
Frederick (2)	32	36	.471	Prince William	33	33	.500
Lynchburg (3)	30	40	.429	Lynchburg	22	47	.319
SOUTHERN DIVISION				SOUTHERN DIVISION			
Winston-Salem (6)	35	33	.515	Durham	38	30	.559
Kinston (7)	32	37	.464	Winston-Salem	32	37	.464

SEASON CAPSULES

Salem (20)	32	37	.464	Salem	32	38	.457
Durham (1)	28	40	.412	Kinston	28	41	.406

PLAYOFFS: Winston-Salem beat Durham 2-0; Wilmington beat Winston-Salem 3-0. • ATTENDANCE: Durham-259,758; Frederick-344,563; Kinston-122,557; Lynchburg-100,724; Prince William-210,401; Salem-153,575; Wilmington-335,024; Winston-Salem-160,994. Total-1,687,596. Playoffs-14,116. All-Star Game-6,893. • MANAGERS: Durham-Matt West; Frederick-Mike O'Berry; Kinston-Dave Keller; Lynchburg-Mark Meleski; Prince William-Dave Huppert; Salem-Trent Jewett; Wilmington-Mike Jirschele; Winston-Salem-Mark Berry. • ALL-STARS: 1B-Larry Sutton, Wilmington. 2B-Essex Burton, Prince William. 3B-Bill Selby, Lynchburg. SS-Craig Wilson, Prince William. UTL-INF-Chance Sanford, Salem. OF-Pat Watkins, Winston-Salem; Johnny Damon, Wilmington; Jimmy Hurst, Prince William. UTL. OF-Kimera Bartee, Frederick. C-B.J. Waszgis, Frederick. DH-Andy Stewart, Wilmington. STARTING PITCHER-Bart Evans, Wilmington. RELIEF PITCHER-Chris Lamp, Frederick. MOST VALUABLE PLAYER-Larry Sutton, Wilmington. PITCHER OF THE YEAR-Bart Evans, Wilmington. MANAGER OF THE YEAR-Mike Jirschele, Wilmington.

1995 SPLIT SEASON

FIRST HALF	W	L	Pct.	SECOND HALF	W	L	Pct.
NORTHERN DIVISION				NORTHERN DIVISION			
Prince William (5)	37	33	.529	Wilmington	48	21	.696
Wilmington (11)	35	34	.507	Lynchburg	34	35	.493
Lynchburg (20)	33	36	.478	Frederick	31	38	.449
Frederick (2)	27	41	.397	Prince William	27	43	.386
SOUTHERN DIVISION				SOUTHERN DIVISION			
Kinston (7)	45	24	.652	Kinston	36	32	.529
Winston-Salem (6)	36	34	.514	Winston-Salem	33	34	.493
Salem (27)	34	36	.486	Salem	34	36	.486
Durham (1)	30	39	.435	Durham	33	37	.471

PLAYOFFS: Wilmington beat Prince William 2-0; Kinston beat Wilmington 3-0. • ATTENDANCE: Durham-390,486; Frederick-300,968; Kinston-140,116; Lynchburg-111,654; Prince William-215,250; Salem-140,111, Wilmington-358,766; Winston-Salem-158,842. Total-1,816,193. Playoffs-15,694. All-Star Game-5,690. • MANAGERS: Durham-Matt West; Frederick-Mike O'Berry; Kinston-Gordy MacKenzie; Lynchburg-Marc Hill; Prince William-Dave Huppert; Salem-Bill Hayes; Wilmington-John Mizerock; Winston-Salem-Mark Berry. • ALL-STARS: 1B-Richie Sexson, Kinston. 2B-Ricky Gutierrez, Kinston. SS-Enrique Wilson, Kinston. 3B-Aaron Boone, Winston-Salem. UTL-INF-Anthony Medrano, Wilmington. OF-Edgard Velasquez, Salem; James Betzold, Kinston; Charles Peterson, Lynchburg. UTL.OF-Bruce Aven, Kinston. C-Mike Sweeney, Wilmington. DH-Reed Secrist., Lynchburg. STARTING PITCHER-Bartolo Colon, Kinston. RELIEF PITCHER-Dan Graves, Kinston. MOST VALUABLE PLAYER-Richie Sexson, Kinston. PITCHER OF THE YEAR-Bartolo Colon, Kinston. MANAGER OF THE YEAR-John Mizerock, Wilmington.

1996 SPLIT SEASON

FIRST HALF	W	L	Pct.	SECOND HALF	W	L	Pct.
NORTHERN DIVISION				NORTHERN DIVISION			
Wilmington (11)	40	30	.571	Wilmington	40	30	.571
Frederick (2)	34	36	.486	Lynchburg	39	31	.557
Prince William (5)	31	37	.456	Frederick	33	36	.478
Lynchburg (20)	26	43	.377	Prince William	27	43	.386
SOUTHERN DIVISION				SOUTHERN DIVISION			
Durham (1)	38	31	.551	Kinston	39	30	.565
Kinston (7)	37	32	.536	Winston-Salem	37	32	.536
Winston-Salem (6)	37	33	.529	Durham	35	35	.500
Salem (27)	34	35	.493	Salem	28	41	.406

PLAYOFFS: Kinston beat Durham 2-1. Wilmington beat Kinston 3-1. • ATTENDANCE: Durham-365,445; Frederick-258,527; Kinston-145,493; Lynchburg-100,016; Prince William-190,055; Salem-173,703, Wilmington-335,309; Winston-Salem-154,132. Total-1,722,580. Playoffs-10,340. All-Star Game-6,671. • MANAGERS: Durham-Randy Ingle; Frederick-Tim Blackwell, Julio Garcia (April 16); Kinston-Jack Mull; Lynchburg-Jeff Banister; Prince William-Dave Huppert; Salem-Bill McGuire; Wilmington-John Mizerock; Winston-Salem-Phillip Wellman. • ALL-STARS: 1B-Sean Casey, Kinston. 2B-Sergio Nunez, Wilmington. SS-Alejandro Prieto, Wilmington. 3B-Freddy Garcia, Lynchburg. UTL-INF-Rick Short, Frederick. OF-Jose Guillen, Lynchburg; Johnny Isom, Frederick; D.C. Conner, Winston-Salem. UTL.OF-Mike Asche, Lynchburg. C-Blake Barthol, Salem. DH-Juan Thomas, Prince William. STARTING PITCHER-Noe Najera, Kinston. RELIEF PITCHER-Stephen Pridhoda, Wilmington. MOST VALUABLE PLAYER-Jose Guillen, Lynchburg. PITCHER OF THE YEAR-Noe Najera, Kinston. MANAGER OF THE YEAR-Jack Mull, Kinston.

1997 SPLIT SEASON

FIRST HALF	W	L	Pct.	SECOND HALF	W	L	Pct.
NORTHERN DIVISION				NORTHERN DIVISION			
Frederick (2)	45	25	.643	Lynchburg	42	28	.600
Lynchburg (20)	40	30	.571	Prince William	39	31	.557
Wilmington (11)	34	36	.488	Wilmington	28	42	.400
Prince William (21)	30	39	.435	Frederick	24	46	.343
SOUTHERN DIVISION				SOUTHERN DIVISION			
Kinston (7)	46	24	.657	Kinston	41	29	.586
Durham (1)	30	39	.435	Winston-Salem	36	34	.514
Salem (27)	27	41	.397	Salem	36	34	.514

SEASON CAPSULES

Winston-Salem (5) 28 44 .371 Durham 33 37 .471

PLAYOFFS: Lynchburg beat Frederick 2-0. Lynchburg beat Kinston 3-1. • ATTENDANCE: Durham-381,589; Frederick-274,894; Kinston-151,953; Lynchburg-112,363; Prince William-214,037; Salem-188,023; Wilmington-326,201, Winston-Salem-156,285. Total-1,805,345. Playoffs-10,340. All-Star Game-6,671. • MANAGERS: Durham-Paul Runge; Frederick-Dave Hilton; Kinston-Joel Skinner; Lynchburg-Jeff Bannister/Jeff Richardson; Prince William-Roy Silver; Salem-Bill McGuire; Wilmington-John Mizeroock; Winston-Salem-Mike Heath/Mark Haley. • ALL-STARS: C-Heath Hayes, Kinston, Ben Petrick, Salem. 1B-Nate Dishington, Prince William. 2B-Rick Short, Frederick. SS-John McDonald, Kinston. 3B-Aramis Ramirez, Lynchburg. UTL-INF-Rick Short, Frederick. OF-Adam Johnson, Durham; Scott Morgan, Kinston; and Danny Peoples, Kinston. UTL-Carlos Lee, Winston-Salem, and Mark Quinn, Wilmington. DH-Russ Branyan, Kinston. STARTING PITCHER-Cliff Politte, Prince William. RELIEF PITCHER-Armando Almanza, Prince William. MOST VALUABLE PLAYER-Aramis Ramirez, Lynchburg. PITCHER OF THE YEAR-Cliff Politte, Prince William. MANAGER OF THE YEAR-Joel Skinner, Kinston.

1998 SPLIT SEASON

FIRST HALF	W	L	Pct.	SECOND HALF	W	L	Pct.
NORTHERN DIVISION				NORTHERN DIVISION			
Wilmington (11)	40	30	.571	Wilmington	46	24	.657
Lynchburg (20)	36	34	.514	Prince William	43	27	.614
Frederick (2)	35	35	.500	Lynchburg	33	37	.471
Prince William (21)	29	40	.420	Frederick	29	41	.414
SOUTHERN DIVISION				SOUTHERN DIVISION			
Winston-Salem (5)	41	28	.594	Winston-Salem	38	32	.543
Kinston (7)	36	34	.514	Kinston	33	37	.471
Danville (1)	31	39	.443	Salem	31	39	.443
Salem (27)	31	39	.443	Danville	27	43	.386

PLAYOFFS: Wilmington beat Winston-Salem 3-1. • ATTENDANCE: Danville-74,737; Frederick-301,760; Kinston-143,309; Lynchburg-113,145; Prince William-220,145; Salem-189,069; Wilmington-320,540; Winston-Salem-159,460. Total-1,522,165. All-Star Game-65,227. • MANAGERS: Danville-Paul Runge; Frederick-Tommy Shields; Kinston-Max Oliveras; Lynchburg-Jeff Richardson/Jeff Livesey; Prince William-Joe Cunningham; Salem-Jay Loviglio; Wilmington-Darrell Evans/Brian Poldberg; Winston-Salem-Chris Cron. • ALL-STARS: C-Blake Barthol, Salem. 1B-Chris Heintz, Winston-Salem. Second Base-Emiliano Escandon, Wilmington; Doug Livingston, Salem. 3B-Joe Crede, Winston-Salem. SS-Brent Butler, Prince William. OF-Cordell Farley, Prince William; Rod Bair, Salem, Luis Saturria, Prince William. DH-Jose Leon, Prince William. UTL-Dan Olson, Winston-Salem. STARTING PITCHER-Rick Ankiel, Prince William. Relief Pitcher-David Riske, Kinston. MOST VALUABLE PLAYER-Joe Crede, Winston-Salem. PITCHER OF THE YEAR-Rick Ankiel, Prince William. MANAGER OF THE YEAR-Chris Cron, Winston-Salem.

1999 SPLIT SEASON

FIRST HALF	W	L	Pct.	SECOND HALF	W	L	Pct.
NORTHERN DIVISION				NORTHERN DIVISION			
Wilmington (11)	39	30	.565	Wilmington	38	31	.551
Frederick (2)	37	33	.529	Frederick	30	38	.441
Lynchburg (20)	35	34	.507	Potomac	30	40	.429
Potomac (21)	24	45	.348	Lynchburg	29	39	.426
SOUTHERN DIVISION				SOUTHERN DIVISION			
Kinston (7)	37	32	.536	Myrtle Beach	44	26	.629
Winston-Salem (5)	36	33	.522	Kinston	42	26	.618
Myrtle Beach (1)	35	34	.507	Salem	35	33	.515
Salem (27)	34	36	.486	Winston-Salem	27	42	.391

PLAYOFFS: Myrtle Beach beat Kinston 2-1. Wilmington and Myrtle Beach tied 2-2 for co-championship. • ATTENDANCE: Frederick-313,603; Kinston-124,010; Lynchburg-110,937; Myrtle Beach-232,619; Potomac-209,168; Salem-206,012; Wilmington-321,143; Winston-Salem-134,764. Total-1,652,256. All-Star Game-6,518. Playoffs-14,561. • MANAGERS: Frederick-Andy Elchebarrren; Kinston-Eric Wedge; Lynchburg-Scott Little; Myrtle Beach-Brian Snitker; Potomac-Joe Cunningham; Salem-Ron Gideon; Wilmington-Jeff Garber; Winston-Salem-Jerry Terrell. • ALL-STARS: C-Chris Heintz, Winston-Salem; 1B-Eddy Furniss, Lynchburg; 2B-Marcus Giles, Myrtle Beach; 3B- Mike Edwards, Kinston; SS- Eddy Martinez, Frederick; OF- Jody Gerut, Salem, Derrick Lankford, Lynchburg and Aaron Rowand, Winston-Salem; DH- Andy Bevins, Potomac; UTIL-IF- Joe Dillon, Wilmington; UTIL-OF-Brandon Berger, Wilmington; STARTING PITCHER- Josh Kalinowski, Salem; RELIEF PITCHER- Travis Thompson, Salem. MOST VALUABLE PLAYER- Marcus Giles, Myrtle Beach. PITCHER OF THE YEAR-Josh Kalinowski, Salem. MANAGER OF THE YEAR-Eric Wedge, Kinston.

2000 SPLIT SEASON

FIRST HALF	W	L	Pct.	SECOND HALF	W	L	Pct.
NORTHERN DIVISION				NORTHERN DIVISION			
Frederick (2)	38	32	.543	Lynchburg	39	29	.574
Potomac (21)	35	35	.500	Wilmington	34	35	.493
Wilmington (11)	29	41	.414	Frederick	28	39	.418
Lynchburg (20)	27	43	.386	Potomac	27	41	.397
SOUTHERN DIVISION				SOUTHERN DIVISION			
Myrtle Beach (1)	42	28	.600	Myrtle Beach	46	24	.657
Salem (27)	38	32	.543	Salem	35	35	.500
Kinston (7)	36	34	.514	Winston-Salem	33	36	.478

SEASON CAPSULES

Winston-Salem (5) 35 35 .500 Kinston 32 35 .478

PLAYOFFS: Lynchburg beat Frederick 2-0. Myrtle Beach beat Lynchburg 3-0. • ATTENDANCE: Frederick-310,753; Kinston-112,084; Lynchburg-109,599; Myrtle Beach-234,019; Potomac-167,988; Salem-200,863; Wilmington-324,019; Winston-Salem-151,930. Total-1,611,255. All-Star Game-4,669. Playoffs-10,110. • MANAGERS: Frederick-Dave Machemer; Kinston-Brad Komminsk; Lynchburg-Tracy Woodson; Myrtle Beach-Brian Snitker; Potomac-Joe Cunningham; Salem-Alan Cockrell; Wilmington-Jeff Garber; Winston-Salem-Brian Dayett. • ALL-STARS: C-Lee Evans, Lynchburg; 1B-A.J. Zapp, Myrtle Beach; 2B-Chone Figgins, Salem; 3B-Corey Erickson, Kinston; SS-Mark Ellis, Wilmington; OF-Kevin Burford, Salem; Esix Snead, Potomac, Mario Valenzuela, Winston-Salem; DH-Troy Farnsworth, Potomac; UTIL-IF-Victor Rodriguez, Kinston; UTIL-OF-J.J. Davis, Lynchburg; STARTING PITCHER-Christian Parra, Myrtle Beach; RELIEF PITCHER-Jason Marr, Potomac. MOST VALUABLE PLAYER-Troy Farnsworth, Potomac. PITCHER OF THE YEAR-Christian Parra, Myrtle Beach. MANAGER OF THE YEAR-Brian Snitker, Myrtle Beach

2001 SPLIT SEASON

FIRST HALF				SECOND HALF			
	W	L	Pct.		W	L	Pct.
NORTHERN DIVISION				NORTHERN DIVISION			
Wilmington (11)	39	31	.557	Wilmington	39	31	.557
Frederick (2)	36	34	.514	Frederick	34	35	.493
Potomac (21)	35	35	.500	Potomac	31	39	.443
Lynchburg (20)	27	40	.403	Lynchburg	31	39	.443
SOUTHERN DIVISION				SOUTHERN DIVISION			
Kinston (7)	44	26	.628	Kinston	45	25	.643
Myrtle Beach (1)	39	30	.565	Salem	37	33	.529
Salem (27)	33	35	.485	Myrtle Beach	32	37	.464
Winston-Salem (5)	24	46	.343	Winston-Salem	30	40	.429

PLAYOFFS: Wilmington beat Frederick 2-0; Salem beat Kinston 2-1; Salem beat Wilmington 3-2. ATTENDANCE: Frederick, 320,262; Kinston, 133,169; Lynchburg, 112,310; Myrtle Beach, 214,160; Potomac, 181,758; Salem, 203,375; Wilmington, 336,074; Winston-Salem, 141,164; Total Attendance -- 1,642,272; Playoff Attendance (10 Games) -- 23,079; All-Star Game (Carolina-California League All-Star) at Lancaster, CA -- 3,737. • MANAGERS -- Frederick, Dave Cash; Kinston, Brad Komminsk; Lynchburg, Curtis Wilkerson; Myrtle Beach, Brian Snitker; Potomac, Joe Cunningham; Salem, Dave Collins; Wilmington, Jeff Garber; Winston-Salem, Wally Backman. • ALL-STARS: 1B-Garrett Atkins, Salem; 2B-Javier Colina, Salem; 3B-Troy Cameron, Myrtle Beach-Kinston; SS-Wilson Betemit, Myrtle Beach; UTIL-IF-Napoleon Calzado, Frederick; UTIL-OF-Covelli Crisp, Potomac; OF-Ryan Langerhans, Myrtle Beach; OF-Dan Phillips, Salem; Utility OF-Dee Haynes, Potomac; C-Victor Martinez, Kinston; DH-Ryan Hankins, Winston-Salem; STARTING PITCHER-Jimmy Journell, Potomac; RELIEF PITCHER-Scotty Layfield, Potomac; MOST VALUABLE PLAYER: Victor Martinez, Kinston; PITCHER-OF-THE-YEAR: (tie) Trey Hodges, Myrtle Beach and Jimmy Journell, Potomac; MANAGER-OF-THE-YEAR: Brad Komminsk, Kinston.

2002 SPLIT SEASON

FIRST HALF				SECOND HALF			
	W	L	Pct.		W	L	Pct.
NORTHERN DIVISION				NORTHERN DIVISION			
Wilmington (11)	47	23	.671	Wilmington	42	28	.600
Lynchburg (20)	47	23	.671	Lynchburg	40	30	.571
Potomac (21)	24	46	.343	Potomac	35	35	.500
Frederick (2)	18	51	.261	Frederick	29	41	.414
SOUTHERN DIVISION				SOUTHERN DIVISION			
Myrtle Beach (1)	43	27	.629	Kinston	40	30	.571
Salem (27)	39	31	.557	Myrtle Beach	36	34	.514
Kinston (7)	34	35	.493	Salem	35	35	.500
Winston-Salem (5)	27	43	.386	Winston-Salem	23	47	.329

PLAYOFFS: Lynchburg beat Wilmington 2-1. Kinston beat Myrtle Beach 2-0. Lynchburg beat Kinston 3-1. ATTENDANCE: Frederick-305,950; Kinston-106,472; Lynchburg-127,916; Myrtle Beach-200,463; Potomac-182,059; Salem-196,347; Wilmington-331,545; Winston-Salem-136,302. Total-1,587,054. All-Star Game-5,545. Playoffs-12,592. • MANAGERS: Frederick-Jack Voigt; Kinston-Ted Kubiak; Lynchburg-Pete Mackanin; Myrtle Beach-Randy Ingle; Potomac-Joe Cunningham; Salem-Stu Cole; Wilmington-Jeff Garber; Winston-Salem-Razor Shines. • ALL-STARS: C-Ronny Paulino, Lynchburg; 1B-Brad Hawpe, Salem; 2B-Josh Bonifay, Lynchburg; SS-Jose Castillo, Lynchburg; 3B-Justin Gemoll, Wilmington; OF-Bill McCarthy, Myrtle Beach; Chris Duffy, Lynchburg; Skip Schumaker, Potomac; DH-Ray Navarette, Lynchburg; UTIL-IF-Alejandro Machado, Wilmington; UTIL-OF-Byron Gettis, Wilmington; STARTING PITCHER-Sean Burnett, Lynchburg; RELIEF PITCHER-D.J. Carrasco, Lynchburg. MOST VALUABLE PLAYER-Brad Hawpe, Salem. PITCHER OF THE YEAR-Sean Burnett, Lynchburg, Potomac. MANAGER OF THE YEAR-Jeff Garber, Wilmington.

2003 SPLIT SEASON

FIRST HALF				SECOND HALF			
	W	L	Pct.		W	L	Pct.
NORTHERN DIVISION				NORTHERN DIVISION			
Lynchburg (20)	37	28	.569	Wilmington	42	28	.600
Wilmington (11)	38	32	.543	Lynchburg	39	31	.557
Potomac (6)	30	39	.435	Frederick	34	35	.493
Frederick (2)	26	40	.394	Potomac	32	38	.457
SOUTHERN DIVISION				SOUTHERN DIVISION			
Winston-Salem (5)	39	29	.574	Kinston	39	31	.557

SEASON CAPSULES

Salem (9)	35	33	.515	Salem	38	32	.543
Kinston (7)	34	35	.493	Winston-Salem	32	38	.457
Myrtle Beach (1)	33	36	.478	Myrtle Beach	23	46	.333

PLAYOFFS: Lynchburg beat Wilmington 2-0. Winston-Salem beat Kinston 2-0. Winston-Salem beat Lynchburg 3-0. ATTENDANCE: Frederick-285,048; Kinston-103,433; Lynchburg-91,935; Myrtle Beach-203,443; Potomac-160,238; Salem-175,155; Wilmington-315,134; Winston-Salem-124,454. Total-1,458,840. All-Star Game-5,737. Playoffs-9,093. MANAGERS: Frederick-Tom Lawless; Kinston-Torey Lovullo; Lynchburg-Dave Clark; Myrtle Beach-Randy Ingle; Potomac-Jayhawk Owens; Salem-John Massarelli; Wilmington-Billy Gardner, Jr.; Winston-Salem-Razor Shines. All-Stars: C-Ryan Doumit, Lynchburg; 1B-Walter Young, Lynchburg; 2B-Ruddy Yan, Winston-Salem; SS-Jeff Bannon, Potomac and Andres Blanco, Wilmington (tie); 3B-Andy Marte, Myrtle Beach; OF-Nate McLouth, Lynchburg; Trey Dyson, Wilmington/Kinston; Willy Taveras, Kinston; DH-Chris Shelton, Lynchburg; Utility-Todd Self, Salem (IF); Woody Cliffords, Frederick (OF); STARTING PITCHER-Zack Greinke, Wilmington; RELIEF PITCHER-Lee Gronkiewicz, Kinston. MOST VALUABLE PLAYER-Chris Shelton, Lynchburg. PITCHER OF THE YEAR-Zack Greinke, Wilmington MANAGER OF THE YEAR-Dave Clark, Lynchburg

2004 SPLIT SEASON

FIRST HALF	W	L	Pct.	SECOND HALF	W	L	Pct.
NORTHERN DIVISION				NORTHERN DIVISION			
Potomac (13)	37	32	.536	Wilmington	44	26	.629
Lynchburg (20)	35	35	.500	Frederick	32	38	.457
Wilmington (11)	33	36	.478	Potomac	30	40	.429
Frederick (2)	20	49	.290	Lynchburg	22	46	.324
SOUTHERN DIVISION				SOUTHERN DIVISION			
Kinston (7)	45	24	.652	Winston-Salem	45	25	.643
Myrtle Beach (1)	40	28	.588	Kinston	43	26	.623
Salem (9)	38	32	.543	Myrtle Beach	35	35	.500
Winston-Salem (5)	29	41	.414	Salem	27	42	.391

PLAYOFFS: Wilmington beat Potomac 2-1. Kinston beat Winston-Salem 2-1. Kinston beat Wilmington 3-2. ATTENDANCE: Frederick-266,257; Kinston-103,015 Lynchburg-148,067; Myrtle Beach-209,095; Potomac-170,278; Salem-224,991; Wilmington-320,788; Winston-Salem-134,144. Total-1,576,635. All-Star Game-4,765. Playoffs-8,768. MANAGERS: Frederick-Tom Lawless; Kinston-Torey Lovullo; Lynchburg-Jay Loviglio, Jeff Banister (June 24), Tom Prince (July 5); Myrtle Beach-Randy Ingle; Potomac-Edgar Caceres; Salem-Russ Nixon; Wilmington-Billy Gardner, Jr.; Winston-Salem-Ken Dominguez, Nick Leyva (June 15). ALL-STARS: C-Brian McCann, Myrtle Beach; 1B-Brad Eldred, Lynchburg; 2B-Kevin Howard, Potomac; 3B-Tripper Johnson, Frederick; SS-Mike Aviles, Wilmington; UTILITY INF-Eider Torres, Kinston; OF-Shane Costa, Wilmington; Rajai Davis, Lynchburg; Jeff Francoeur, Myrtle Beach; UTILITY OF-Ryan Sweeney, Winston-Salem; DH-Ryan Garko, Kinston; STARTING PITCHER- Zach Duke, Lynchburg; RELIEF PITCHER-Dwayne Pollok, Winston-Salem. MOST VALUABLE PLAYER-Brad Eldred, Lynchburg. PITCHER OF THE YEAR-Zach Duke, Lynchburg. MANAGER OF THE YEAR-Torey Lovullo, Kinston.

2005 SPLIT SEASON

FIRST HALF	W	L	Pct.	SECOND HALF	W	L	Pct.
NORTHERN DIVISION				NORTHERN DIVISION			
Lynchburg (20)	40	30	.571	Frederick	44	26	.629
Frederick (2)	35	35	.500	Lynchburg	38	32	.543
Wilmington (3)	31	39	.443	Potomac	32	38	.457
Potomac (28)	31	39	.443	Wilmington	29	41	.414
SOUTHERN DIVISION				SOUTHERN DIVISION			
Kinston (7)	41	29	.586	Winston-Salem	38	33	.535
Winston-Salem (5)	39	31	.557	Salem	37	34	.521
Myrtle Beach (1)	33	37	.471	Kinston	35	35	.500
Salem (9)	30	40	.429	Myrtle Beach	28	42	.400

PLAYOFFS: Frederick beat Lynchburg (2-0); Kinston beat Winston-Salem (2-0); Frederick beat Kinston (3-2). • ATTENDANCE: Frederick-275,663; Kinston-103,069; Lynchburg-150,109; Myrtle Beach-198,092; Potomac-138,143; Salem-255,225; Wilmington-322,287; Winston-Salem-147,194; Total-1,589,782; All-Star Game-7,734; Playoffs-10,728. • MANAGERS: Frederick-Bien Figueroa; Kinston-Luis Rivera; Lynchburg-Tim Leliper; Myrtle Beach-Randy Ingle; Potomac-Bob Henley; Salem-Ivan DeJesus; Wilmington-Dann Bilardello; Winston-Salem-Chris Cron. • ALL-STARS: C-Jarrod Saltalamacchia, Myrtle Beach; 1B-Leo Daigle, Winston-Salem; 2B-Nate Spears, Frederick; 3B-Robert Valido, Winston-Salem; SS-Kory Casto, Potomac; OF-Frank Diaz, Potomac, Nick Markakis, Frederick, Thomas Collaro, Winston-Salem; UTIL-IF-Pat Magness, Lynchburg; UTIL-OF-Noah Hall, Winston-Salem; DH-Mario Delgado, Frederick; STARTING PITCHER-James Johnson, Frederick; RELIEF PITCHER-Ehren Wassermann, Winston-Salem. MOST VALUABLE PLAYER-Leo Daigle, Winston-Salem. PITCHER OF THE YEAR-James Johnson, Frederick. MANAGER OF THE YEAR-Ivan DeJesus, Salem.

2006 SPLIT SEASON

FIRST HALF	W	L	Pct.	SECOND HALF	W	L	Pct.
NORTHERN DIVISION				NORTHERN DIVISION			
Wilmington (3)	35	35	.500	Frederick	35	34	.507
Lynchburg (20)	34	36	.486	Wilmington	32	36	.471
Potomac (28)	33	37	.471	Potomac	31	39	.443
Frederick (2)	26	43	.377	Lynchburg	29	39	.426

SEASON CAPSULES

SOUTHERN DIVISION

Kinston (7)	47	23	.671
Winston-Salem (5)	37	32	.536
Myrtle Beach (1)	35	35	.500
Salem (9)	32	38	.457

SOUTHERN DIVISION

Salem	44	23	.657
Kinston	38	31	.551
Myrtle Beach	37	33	.529
Winston-Salem	29	40	.420

PLAYOFFS: Frederick beat Wilmington (2-1); Kinston beat Salem (2-0); Kinston beat Frederick (3-0) • ATTENDANCE: Frederick-280,034; Kinston-112,253; Lynchburg-157,744; Myrtle Beach-200,152; Potomac-151,507; Salem-237,724; Wilmington- 312,258; Winston-Salem-149,755; Total-1,601,427; All-Star Game-5,133; Playoffs-11,112 . • MANAGERS: Frederick, Bien Figueroa; Kinston, Mike Sarbaugh; Lynchburg, Gary Green; Myrtle Beach, Rocket Wheeler; Potomac, Randy Knorr (THROUGH JUN 15) AND Edgar Caceres (JUN 16 THROUGH END OF SEASON); Salem, Jim Pankovits; Wilmington, Chad Epperson; Winston-Salem, Rafael Santana; • ALL-STARS: P, Charles Loftgren - Kinston; C, Louis Santangelo - Salem; 1B, Christopher Kelly - Winston-Salem; 2B, Paco Figueroa - Frederick; 3B, Brandon Powell - Potomac; SS, Brian Bixler - Lynchburg; DH, Jason Franz - Frederick; OF, Carl Loadenthal - Myrtle Beach; OF, Jordan Brown - Kinston; OF, Wallace Torbert - Salem; RP, Michael James - Wilmington; UI, Van Pope - Myrtle Beach; UO, Brian Barton - Kinston. MOST VALUABLE PLAYER-Jordan Brown, Kinston. PITCHER OF THE YEAR: Charles Loftgren, Kinston; MANAGER OF THE YEAR-Jim Pankovits, Salem; LCS MVP-Randy Newsom, Kinston

2007 SPLIT SEASON

FIRST HALF	W	L	Pct.	SECOND HALF	W	L	Pct.
NORTHERN DIVISION				NORTHERN DIVISION			
Frederick (2)	32	37	.464	Wilmington	45	24	.652
Wilmington (11)	30	38	.441	Potomac	40	29	.580
Lynchburg (20)	29	38	.433	Frederick	32	37	.464
Potomac (28)	29	39	.426	Lynchburg	26	44	.371
SOUTHERN DIVISION				SOUTHERN DIVISION			
Kinston (7)	45	24	.652	Kinston	42	28	.600
Salem (9)	41	28	.594	Salem	38	32	.543
Winston-Salem (5)	38	31	.551	Myrtle Beach	29	41	.414
Myrtle Beach (1)	30	39	.435	Winston-Salem	26	43	.377

PLAYOFFS: Frederick beat Wilmington (2-0); Salem beat Kinston (2-1); Frederick beat Salem (3-1) • ATTENDANCE: Frederick-283,065; Kinston-115,195; Lynchburg -164,413; Myrtle Beach- 215,059; Potomac-165,000; Salem-258,469; Wilmington-306,430; Winston-Salem-161,180; Total-1,668,811; Playoffs (9 games)-12,533; • MANAGERS: Frederick, Tommy Thompson; Kinston, Mike Sarbaugh; Lynchburg, Jeff Branson; Myrtle Beach, Rocket Wheeler; Potomac, Randy Knorr; Salem, Jim Pankovits; Wilmington, John Mizerock; Winston-Salem, Tim Blackwell; • ALL-STARS: P, Rowdy Hardy - Wilmington; C, Max Ramirez - Kinston; 1B, Micah Schnurstein - Winston-Salem; 2B, Shelby Ford - Lynchburg; 3B, Wes Hodges - Kinston; SS, Joshua Rodriguez - Kinston; DH, Kala Kaaihue - Myrtle Beach; OF, Brad Corley - Lynchburg; OF, Jordan Schafer - Myrtle Beach; OF, Jose Duarte - Wilmington; OF, Mitch Einertson - Salem; RP, Scott Roehl - Kinston; UI, Mario Lisson - Wilmington; UI, Ryan Finan - Frederick; MOST VALUABLE PLAYER-Mitch Einertson, Salem. PITCHER OF THE YEAR: Rowdy Hardy, Wilmington; MANAGER OF THE YEAR-Mike Sarbaugh, Kinston; LCS MVP-Chorye Spooone, Frederick

2008 SPLIT SEASON

FIRST HALF	W	L	Pct.	SECOND HALF	W	L	Pct.
NORTHERN DIVISION				NORTHERN DIVISION			
Potomac (28)	42	28	.600	Potomac	37	33	.529
Wilmington (11)	35	35	.500	Wilmington	34	36	.486
Frederick (2)	34	36	.486	Lynchburg	29	39	.426
Lynchburg (20)	29	41	.414	Frederick	29	40	.420
SOUTHERN DIVISION				SOUTHERN DIVISION			
Myrtle Beach (1)	45	25	.643	Myrtle Beach	44	26	.629
Kinston (7)	35	34	.507	Winston-Salem	42	28	.600
Salem (9)	30	40	.429	Kinston	37	32	.536
Winston-Salem (5)	29	40	.420	Salem	26	44	.371

PLAYOFFS: Potomac beat Wilmington (3-0); Myrtle Beach beat Winston-Salem (3-1); Potomac beat Myrtle Beach (3-1) • ATTENDANCE: Frederick-295,656; Kinston-130,406; Lynchburg-162,131; Myrtle Beach-242,397; Potomac-177,760; Salem-235,823; Wilmington-312,375; Winston-Salem-169,963; Total-1,726,511; Playoffs (11 Games)-14,280; All Star Game- 6,599; • MANAGERS: Frederick, Tommy Thompson (THROUGH MAY 25) AND Richie Hebner (MAY 26 THROUGH END OF SEASON); Kinston, Chris Tremie; Lynchburg, Jeff Branson; Myrtle Beach, Rocket Wheeler; Potomac, Randy Knorr; Salem, Jim Pankovits; Wilmington, Darryl Kennedy; Winston-Salem, Tim Blackwell; • ALL-STARS: C, Tyler Flowers, Myrtle Beach; 1B, Beau Mills. Kinston; 2B, Niuman Romero, Kinston; 2B, Travis Jones, Myrtle Beach; 3B, Jim Negrych, Lynchburg; SS, Brandon Hicks, Myrtle Beach; DH, Ernesto Mejia, Myrtle Beach; OF, Joe Dickerson, Wilmington; OF, John Shelby, Winston-Salem; OF, Willie Cabrera, Myrtle Beach; SP, Jake Arrieta, Frederick; RP, Kanekoa Teixeira, Winston-Salem; RP, Luis Perdomo, Kinston; UI, C.J. Retherford, Winston-Salem; UI, Mark Ori, Salem; UO, Jordan Parraz, Salem; MOST VALUABLE PLAYER-Beau Mills, Kinston, PITCHER OF THE YEAR-Jake Arrieta, Frederick; MANAGER OF THE YEAR-Rocket Wheeler, Myrtle Beach; LCS MVP-Jhonatan Solano, Potomac

2009 SPLIT SEASON

FIRST HALF	W	L	Pct.	SECOND HALF	W	L	Pct.
NORTHERN DIVISION				NORTHERN DIVISION			
Lynchburg (20)	45	24	.652	Wilmington	46	24	.657
Potomac (28)	37	30	.552	Potomac	42	28	.600
Wilmington (11)	38	31	.551	Frederick	33	37	.471
Frederick (2)	31	38	.449	Lynchburg	28	42	.400

SEASON CAPSULES

SOUTHERN DIVISION

Winston-Salem (5)	38	30	.559
Salem (3)	32	37	.464
Kinston (7)	27	41	.397
Myrtle Beach (1)	5	42	.373

SOUTHERN DIVISION

Winston-Salem	35	35	.500
Salem	35	35	.500
Kinston	33	37	.471
Myrtle Beach	28	42	.400

PLAYOFFS: Lynchburg beat Wilmington (3-2); Salem beat Winston-Salem (3-0); Lynchburg beat Salem (3-0) • ATTENDANCE: Frederick-293,438; Wilmington-288,094; Myrtle Beach-238,287; Salem-231,186; Potomac-180,541; Lynchburg-164,328; Kinston-133,049; Winston-Salem-57,665; Regular Season Total-1,586,588; Playoffs (11 games) 14,678; ALL-STAR GAME at Lake Elsinore, CA 6,689 • MANAGERS: Frederick-Richie Hebner; Kinston-Chris Tremie; Lynchburg-P.J. Forbes; Myrtle Beach-Rocket Wheeler; Potomac-Trent Jewett; Salem-Chad Epperson; Wilmington-Brian Rupp; Winston-Salem-Joe McEwing • ALL-STARS: C-Caleb Joseph, Frederick; 1B-Brandon Waring, Frederick; 1B-Chris Marrero, Potomac; 2B-Cord Phelps, Kinston; 3B-Brent Morel, Winston-Salem; SS-Danny Espinosa, Potomac; DH-Cody Johnson, Myrtle Beach; OF-Che-Hsuan Lin, Salem; OF- Derrick Robinson, Wilmington; OF-Matt Angle, Frederick; SP-Zachary Britton, Frederick; RP-R.J. Rodriguez, Lynchburg; UI-Lonnie Chisenhall, Kinston; UO-Tim Fedroff, Kinston. MOST VALUABLE PLAYER-Brandon Waring, Kinston; PITCHER OF THE YEAR--Zachary Britton, Frederick; MANAGER OF THE YEAR-Joe McEwing, Winston-Salem; LCS MVP-Chase d'Arnaud, Lynchburg.

2010 SPLIT SEASON

FIRST HALF	W	L	Pct.	SECOND HALF	W	L	Pct
NORTHERN DIVISION				NORTHERN DIVISION			
Frederick (2)	41	29	.586	Potomac	39	30	.565
Wilmington (11)	32	38	.457	Wilmington	36	32	.529
Potomac (28)	31	39	.443	Lynchburg	32	36	.471
Lynchburg (6)	29	41	.414	Frederick	31	39	.443
SOUTHERN DIVISION				SOUTHERN DIVISION			
Winston-Salem (5)	43	27	.614	Winston-Salem	38	31	.551
Salem (3)	42	28	.600	Kinston	37	33	.529
Kinston (7)	36	34	.514	Myrtle Beach	32	38	.457
Myrtle Beach (1)	26	44	.371	Salem	31	37	.456

PLAYOFFS: Potomac beat Frederick, 3-1; Winston-Salem beat Kinston, 3-0; Potomac beat Winston-Salem, 3-1 • ATTENDANCE: Winston-Salem-312,313; Wilmington-296,041; Frederick-291,299; Myrtle Beach-223,176; Salem-211,527; Potomac-205,279; Lynchburg-152,161; Kinston-118,741; Regular Season Total-1,810,537; Playoffs (11 games) -24,300; ALL-STAR GAME at Myrtle Beach, SC-6,599 • MANAGERS: Frederick-Orlando Gomez; Kinston-Aaron Holbert; Lynchburg-Pat Kelly; Myrtle Beach-Rocket Wheeler; Potomac-Gary Cathcart; Salem-Kevin Boles, Wilmington-Brian Rupp; Winston-Salem-Joe McEwing • ALL-STARS: C-Ryan Lavarnway, Salem; 1B- Eric Hosmer, Wilmington; 2B-Oscar Tejada, Salem. 3B-Will Middlebrooks, Salem. SS-Eduardo Escobar, Winston-Salem. DH-Tyler Moore, Potomac. OF-Adrian Ortiz, Wilmington. OF-Brandon Short, Winston-Salem. OF-Justin Greene, Winston-Salem. OF-Ronnie Wely, Frederick. OF-Xavier Avery, Frederick. SP-Joseph Gardner, Kinston. RP-Cory Burns, Kinston. UT- Jon Gilmore , Winston-Salem. • MOST VALUABLE PLAYER-Tyler Moore, Potomac; PITCHER OF THE YEAR- Jordan Hotchkiss, Lynchburg; MANAGER OF THE YEAR-Joe McEwing, Winston-Salem; ALL-STAR GAME MVP- Osdar Tejada, Salem; CHAMPIONSHIP SERIES-MVP-Bill Rhinehart, Potomac.

2011 SPLIT SEASON

FIRST HALF	W	L	Pct.	SECOND HALF	W	L	Pct
NORTHERN DIVISION				NORTHERN DIVISION			
Frederick (2)	41	28	.594	Frederick	39	31	.557
Wilmington (11)	36	33	.522	Potomac	39	31	.557
Lynchburg (1)	30	40	.429	Lynchburg	30	38	.441
Potomac (28)	29	40	.420	Wilmington	30	39	.435
SOUTHERN DIVISION				SOUTHERN DIVISION			
Myrtle Beach (24)	40	29	.580	Kinston	38	31	.551
Kinston (7)	38	31	.551	Winston-Salem	37	33	.529
Winston-Salem (5)	32	38	.457	Salem	33	37	.471
Salem (3)	31	38	.449	Myrtle Beach	32	38	.457

PLAYOFFS: Frederick beat Potomac, 3-2; Kinston beat Myrtle Beach, 3-1; Frederick beat Kinston, 3-1 • ATTENDANCE: Winston-Salem-312,416; Wilmington-288,738; Frederick-296,296; Salem-226,337; Myrtle Beach-213,200; Potomac-171,096; Lynchburg-169,367; Kinston-112,181; Regular Season Total-1,789,631; Playoffs (13 games)-17,008; ALL-STAR GAME (at Modesto, Calif.)-5,082 • MANAGERS: Frederick, Orlando Gomez; Kinston, Aaron Holbert; Lynchburg, Luis Salazar; Myrtle Beach, Jason Wood; Potomac, Matthew LeCroy; Salem, Bruce Crabbe; Wilmington, Brian Rupp; Winston-Salem, Julio Vinas • ALL-STARS: C-Sandy Leon, Potomac; 1B-Joey Terdoslavich, Lynchburg; 2B-Jeff Koburnus, Potomac; 3B-Mike Olt, Myrtle Beach; SS-Andrelton Simmons, Lynchburg; DH-Ian Gac, Winston-Salem; OF-Destin Hood, Potomac; OF-Ryan Strausborger, Myrtle Beach; OF-Bryce Brentz, Salem; SP-Robbie Ross, Myrtle Beach; RP-Preston Guilmet, Kinston; UT INF-Andy Wilkins, Winston-Salem; UT OF-Jared Prince, Myrtle Beach • MOST VALUABLE PLAYER-Ian Gac, Winston-Salem; PITCHER OF THE YEAR-Robbie Ross, Myrtle Beach; MANAGER OF THE YEAR-Aaron Holbert, Kinston; ALL-STAR GAME MVP-Rey Navarro, Wilmington; CHAMPIONSHIP SERIES MVP-Manny Machado, Frederick.

2012 SPLIT SEASON

FIRST HALF	W	L	Pct.	SECOND HALF	W	L	Pct
NORTHERN DIVISION				NORTHERN DIVISION			
Lynchburg (1)	39	31	.557	Wilmington	37	33	.529
Potomac (28)	31	39	.443	Frederick	35	34	.507

SEASON CAPSULES

Wilmington (11)	29	41	.414	Potomac	33	36	.478
Frederick (2)	27	43	.386	Lynchburg	33	37	.471
SOUTHERN DIVISION				SOUTHERN DIVISION			
Winston-Salem (5)	44	25	.638	Winston-Salem	43	26	.623
Salem (3)	41	28	.594	Myrtle Beach	38	31	.551
Myrtle Beach (24)	36	34	.514	Carolina	31	39	.443
Carolina (7)	32	38	.457	Salem	27	41	.397

PLAYOFFS: Lynchburg beat Wilmington, 2-1; Winston-Salem beat Myrtle Beach, 2-1; Lynchburg beat Winston-Salem, 3-1 • ATTENDANCE: Frederick-311,805; Winston-Salem-305,515; Wilmington-287,992; Carolina-225,577; Myrtle Beach-220,273; Potomac-191,928; Salem-178,730; Lynchburg-155,261; Regular Season Total-1,877,081; Playoffs (10 games)-16,644; ALL-STAR GAME (at Winston-Salem, NC)-6,921 • MANAGERS -- Carolina, Edwin Rodriguez; Frederick, Orlando Gomez; Lynchburg, Luis Salazar; Myrtle Beach, Jason Wood; Potomac, Brian Rupp; Salem, Billy McMillon; Wilmington, Vance Wilson; Winston-Salem, Tommy Thompson • ALL-STARs: C-Braeden Schlehuber - Lynchburg; C-Christian Vazquez - Salem; 1B-Dan Black - Winston-Salem; 2B-Carlos Sanchez - Winston-Salem; 2B-Ronny Rodriguez - Carolina; 3B-Michael Almanzar - Salem; SS-Xander Bogaerts - Salem; DH-Travis Shaw - Salem; OF-Brady Shoemaker - Winston-Salem; OF-Jackie Bradley, Jr. - Salem; OF-Michael Earley - Winston-Salem; OF-Trayce Thompson - Winston-Salem; SP-Gus Schlosser - Lynchburg; RP-Ben Rowen - Myrtle Beach; UT-Nick Ahmed - Lynchburg • MOST VALUABLE PLAYER-Dan Black, Winston-Salem; PITCHER OF THE YEAR-Gus Schlosser, Lynchburg; MANAGER OF THE YEAR-Tommy Thompson, Winston-Salem; ALL-STAR GAME MVP-Travis Shaw, Salem; CHAMPIONSHIP SERIES MVP-Nick Ahmed, Lynchburg.

2013 SPLIT SEASON

FIRST HALF	W	L	Pct.	SECOND HALF	W	L	Pct
NORTHERN DIVISION				NORTHERN DIVISION			
Potomac (28)	42	27	.609	Potomac	42	28	.600
Lynchburg (1)	36	33	.522	Lynchburg	33	37	.471
Frederick (2)	34	35	.493	Wilmington	30	40	.429
Wilmington (11)	33	37	.471	Frederick	27	43	.386
SOUTHERN DIVISION				SOUTHERN DIVISION			
Myrtle Beach (24)	40	29	.580	Salem	43	27	.614
Winston-Salem (5)	38	32	.543	Myrtle Beach	37	33	.529
Salem (3)	33	37	.471	Carolina	35	35	.500
Carolina (7)	22	48	.314	Winston-Salem	33	37	.471

PLAYOFFS: Potomac beat Lynchburg, 2-0; Salem beat Myrtle Beach, 2-0; Salem beat Potomac, 3-0 • ATTENDANCE: Frederick-324,311; Winston-Salem-301,366; Wilmington-292,319; Potomac-236,772; Carolina-224,736; Myrtle Beach-222,406; Salem-172,293; Lynchburg-160,537; Regular Season Total-1,934,740; Playoffs (7 games)-19,759; ALL-STAR GAME (at San Jose, CA)-5,007 • MANAGERS -- Carolina, David Wallace; Frederick, Ryan Minor; Lynchburg, Luis Salazar; Myrtle Beach, Jason Wood; Potomac, Brian Daubach; Salem, Billy McMillon; Wilmington, Vance Wilson; Winston-Salem, Ryan Newman • ALL-STARs: C, Michael Ohlman - Frederick; 1B, Trevor Adams - Myrtle Beach; 2B, Rouned Odor - Myrtle Beach; 3B, Chris Curley - Winston-Salem; SS, Francisco Lindor - Carolina; DH, Robby Heflinger - Lynchburg; OF, Billy Burns - Potomac; OF, David Rohm - Lynchburg; OF, Keury De La Cruz - Salem; OF, Michael Taylor - Potomac; SP, Cody Anderson - Carolina; RP, Robert Benincasa - Potomac; UT, Joe Wendle - Carolina • MOST VALUABLE PLAYER-Chris Curley, Winston-Salem; PITCHER OF THE YEAR-Cody Anderson, Carolina; MANAGER OF THE YEAR-Jason Wood, Myrtle Beach; ALL-STAR GAME MVP-Robbie Heflinger, Lynchburg; CHAMPIONSHIP SERIES MVP-Sean Coyle, Salem.

2014 SPLIT SEASON

FIRST HALF	W	L	Pct.	SECOND HALF	W	L	Pct
NORTHERN DIVISION				NORTHERN DIVISION			
Potomac (28)	31	31	.551	Potomac	40	27	.597
Lynchburg (1)	34	36	.486	Lynchburg	34	35	.493
Wilmington (11)	33	35	.485	Frederick	33	37	.471
Frederick (2)	32	35	.478	Wilmington	32	37	.464
SOUTHERN DIVISION				SOUTHERN DIVISION			
Myrtle Beach (24)	44	24	.647	Myrtle Beach	38	32	.543
Salem (3)	33	35	.485	Salem	35	33	.515
Winston-Salem (5)	30	39	.435	Carolina	33	36	.478
Carolina (7)	29	38	.433	Winston-Salem	31	39	.443

PLAYOFFS: Potomac beat Lynchburg, 2-0; Myrtle Beach beat Salem, 2-1; Potomac beat Myrtle Beach, 3-1 • ATTENDANCE: Frederick-324,446; Winston-Salem-299,645; Wilmington-278,316; Potomac-243,559; Myrtle Beach-241,026; Carolina-215,149; Salem-220,782; Lynchburg-158,750; Regular Season Total-1,981,673; Playoffs (9 games)-15,374 ALL-STAR GAME (at Wilmington)-6,385 • MANAGERS -- Carolina, Scooter Tucker; Frederick, Luis Pujols; Lynchburg, Luis Salazar; Myrtle Beach, Joe Mikulik; Potomac, Tripp Keister; Salem, Carlos Febles; Wilmington, Darryl Kennedy; Winston-Salem, Tommy Thompson • ALL-STARs: C, Jorge Alfaro - Myrtle Beach; 1B, Shawn Pleffner - Potomac; 2B, Tony Renda - Potomac; 3B, Joey Gallo - Myrtle Beach; SS, Stephen Perez - Potomac; DH, Oscar Tejeda - Potomac; OF, Chris Garia - Myrtle Beach; OF, Courtney Hawkins - Winston-Salem; OF, Jason Coats - Winston-Salem; OF, Michael Burgess - Frederick; OF, Nick Williams - Myrtle Beach; IF, Reed Gragnani - Salem; SP, Ryan Merritt - Carolina; RP, Mark Peterson - Wilmington • MOST VALUABLE PLAYER-Joey Gallo, Myrtle Beach; PITCHER OF THE YEAR-Glenn Sparkman, Wilmington; MANAGER OF THE YEAR-Tripp Keister, Potomac; ALL-STAR GAME MVP-Kyle Wren, Lynchburg; CHAMPIONSHIP SERIES MVP-John Wooten, Potomac.

“Did you know?”

Prostate Cancer strikes over 250,000 men each year, enough to fill Yankee Stadium five times.”

Prostate Cancer is the most common non-skin cancer in America. Know your PSA score. Visit your doctor today.



Ed Randall
"Mc Talking Baseball"



Strike Out Prostate Cancer!

fans4thecure.org

866.446.CURE (2873)

Ed Randall, PO Box 913, Larchmont NY 10538

Bat For the Cure is a subsidiary of Ed Randall's Fans for the Cure which is a 501 (c) (3) Not for Profit Organization.



The MARK of a PRO®

the OFFICIAL BATTING HELMET
and BALL SUPPLIER of
MINOR LEAGUE BASEBALL*



the OFFICIAL BATTING HELMET
and BALL SUPPLIER of
MAJOR LEAGUE BASEBALL*



RAWLINGS.COM • 800.425.5777 • 1-800-RAWLINGS

*Rawlings Sporting Goods Company, Inc., a subsidiary of Acorn Companies (NYSE: ACO) - Major League Baseball and Minor League Baseball are trademarks and registered trademarks of Major League Baseball Properties, Inc. All other trademarks are the property of their respective owners.