





































# PHILADELPHIA SOUL

## 2014 MEDIA GUIDE

PHILADELPHIA SOUL

## 2014 PHILADELPHIA SOUL SCHEDULE

W	DATE	VISTIOR	HOME	TIME	BROADCAST
1	Sat, Mar 15	 Philadelphia	 Arizona	9:00 PM	
2	Sun, Mar 23	 Philadelphia	 San Jose	8:00 PM	
3	BYE WEEK				
4	Fri, Apr 4	 Philadelphia	 Tampa Bay	7:30 PM	
5	Thu, Apr 10	 Philadelphia	 Orlando	7:30 PM	
6	Sat, Apr 19	 Jacksonville	 Philadelphia	6:00 PM	
7	Sun, Apr 27	 Iowa	 Philadelphia	4:00 PM	<b>ESPN2</b>
8	Sat, May 3	 Philadelphia	 Pittsburgh	7:00 PM	
9	Sat, May 10	 New Orleans	 Philadelphia	6:00 PM	<b>ESPN2</b>
10	Sat, May 17	 Tampa Bay	 Philadelphia	6:00 PM	
11	Fri, May 23	 Philadelphia	 Cleveland	7:00 PM	
12	Sun, Jun 1	 San Antonio	 Philadelphia	5:00 PM	<b>ESPN2</b>
13	Sat, Jun 7	 Philadelphia	 Tampa Bay	5:00 PM	<b>ESPN2</b>
14	Sat, Jun 14	 Pittsburgh	 Philadelphia	6:00 PM	
15	Sat, Jun 21	 Cleveland	 Philadelphia	6:00 PM	<b>ESPN2</b>
16	Sat, Jun 28	 Philadelphia	 Iowa	8:05 PM	
17	Sun, Jul 6	 Orlando	 Philadelphia	4:00 PM	
18	BYE WEEK				
19	Sun, Jul 20	 San Jose	 Philadelphia	4:00 PM	
20	Sat, Jul 26	 Philadelphia	 Pittsburgh	5:00 PM	

ALL TIMES EASTERN - SCHEDULE SUBJECT TO CHANGE



# TABLE OF CONTENTS

Philadelphia Soul Directory	3
Front Office	4-30
Football Operations	31-51
Alphabetical Rosters	52
Numerical Rosters	53
Player Bios	54-95
History of the Soul	96-98
Yearly Breakdown 2004-12	99-157
2013 Season in Review	158-249
All-Time Individual Records	250-254
All-Time Roster	255-257
All-Time Team Records	258-263
All-Time Coaches	263
AFL Intro	264
AFL Schedule	266
AFL National Broadcast of the Week	267
AFL Front Office	268
Mission Statement / Fans Bill of Rights	269
AFL 101	270-271
AFL League Officials	272
AFL Communications	273
AFL Team Directory & PR Contacts	273-279
Playoff Qualifications & Tiebreakers	280-281
Media Information	282-283
Wells Fargo Center	284-285
Community Relations	286-287
Soulmates	288
Soul Squad	289
Soulman	290
Tickets and Social Media Info	291

**Patent & Trademark Notice**

AFL, arenafootball2 & design, Arena Football Championship Game, Hometown Football and all the names, symbols, emblems, logos and colors of the AFL and the AFL Operator Members are trademarks owned by AFL, Chicago, Illinois. Arena, Arena Football, The 50-Yard Indoor War, Football with a Bite, In Your Face Football, War on the Floor, Don't Blink, The Fastest Game on Turf, High Scorin! Heart Stoppin! Helmet Poppin! Brawl Inside the Wall, and Wall 2 Wall Brawl are trademarks owned by Arena Football League, Chicago Illinois and are under license. IRONMAN is a trademark of World Triathlon Corporation, Tarpon Springs, FL and is used under license. The Arena Football Game System and Method of play is protected under the U.S. Paten No. 4991143 and used under license.

# PHILADELPHIA SOUL DIRECTORY

**OWNERSHIP**

Craig Spencer, Co-Majority Owner  
 Ron Jaworski, Co-Majority Owner  
 Pete Ciarrocchi, Owner  
 Cosmo DeNicola, Owner  
 Marty Judge, Owner

**ADMINISTRATION**

John Adams, COO  
 Tom Goodhines, General Manager  
 Cathy Scott, Controller  
 Greg Strickland, CIO

**COMMUNICATIONS**

Gabrielle Lacherza, Public Relations Assistant  
 Brandon Gross, Public Relations Assistant  
 Brittany Peskoff, Public Relations Assistant  
 Sara Griswold, Public Relations Assistant

**FOOTBALL OPERATIONS**

Lou Russo, Director of Player Personnel  
 Brandon Mango, Equipment Manager  
 Jason Kopec, Head Athletic Trainer  
 Jasmine Belcher, Football Ops Assistant  
 Kristen Van Iderstine, Football Ops Assistant

**MARKETING/GAME OPERATIONS**

Jessica DeVito, Manager of Marketing/Game Operations  
 Alexa Gargani, Marketing/Game Operations Assistant  
 Rachel Vogel, Marketing/Game Operations Assistant  
 Kacey McInerney, Marketing/Game Operations Assistant  
 Vinnie 'The Crumb', PA Announcer  
 Michelle Sulpizio, Dance Team Choreographer  
 Charlie Murgia, Soul Squad Coordinator

**SPONSORSHIP SALES**

Robyn Colajezzi, Director of Corporate Partnership  
 Phil Bernstein, Account Manager, Corporate Partnership  
 Emily Fenerty, Corporate Partnership Assistant  
 David Judd, Corporate Partnership Assistant  
 Allison Greco, Corporate Partnership Assistant  
 Aslynd Kaune, Corporate Partnership Assistant

**TICKET OPERATIONS**

Brian Cassidy, Director of Ticket Sales  
 John Tabourn, Director of Group Sales  
 Erika Gunerman, Manager of Business Development  
 Corrine Kolesinskas, Manager of Group Sales  
 Cassandra Murray, Manager of Group Sales  
 Mike DiFlorio, Manager of Football Programs/Experiences  
 Kyle Deriemer, Sales Representative  
 Ayana Davis, Group Experience Specialist  
 Katie Colbridge, Ticket Sales Assistant  
 Kelsey Coyne, Ticket Sales Assistant  
 Tim Dunkel, Ticket Sales Assistant  
 Kevin Feinberg, Ticket Sales Assistant  
 Robert Fulforth, Ticket Sales Assistant  
 Kevin Ehret, Ticket Sales Assistant  
 Amanda Hoffer, Ticket Sales Assistant  
 Denisha Robinson, Ticket Sales Assistant  
 Tyler Schickner, Ticket Sales Assistant  
 Nicole Almodovar, Ticket Sales Assistant

**TEAM PHOTOGRAPHER**

Darryl Rule, J&D Photography

**Credits**

The 2014 Philadelphia Soul Media Guide was created by Executive Editor Tom Goodhines, Edited by Gabrielle Lacherza, Brittany Peskoff and David Crilly. Layout and design by David Crilly / Twin Ports Web. Photographs by Darryl Rule and Mitchell Leff.



**RON JAWORSKI**  
**MAJORITY OWNER**

PHILADELPHIA SOUL

FRONT OFFICE

## **CRAIG SPENCER**

**FOUNDER, PRESIDENT & CEO, ARDEN GROUP**  
**PRINCIPAL OF THE GENERAL PARTNER**  
**ARDEN REAL ESTATE PARTNERS I, L.P.**  
**ARDEN REAL ESTATE PARTNERS II, L.P.**



Craig A. Spencer is a principal of the general partner of Arden Real Estate Partners I & II L.P.s. Fund I that was launched in 2012 with \$66 million of equity capital fully invested in 6 properties resulting in a total capitalization of \$239 million.

Spencer is the President and CEO of The Arden Group, Inc., established in 1989 as a fully integrated real estate company focusing on acquiring, developing and managing high quality real estate assets. The company has purchased and developed more than \$2.3 billion of real estate including over 4 million square feet of office buildings, numerous full service hotels encompassing over 3,000 rooms and 3,000+ acres of commercial and residential land. Arden's asset management group has managed more than \$5 billion in assets.

In addition to leading Arden, Spencer has participated in several non-real estate ventures including the acquisition and subsequent sale of Admiralty Bank to Royal Bank of Canada in February 2003. He is also a founding board member of Anchor Commercial Bank based in Palm Beach, Florida.

Spencer was Founder/Co-Owner with Jon Bon Jovi of the Philadelphia Soul Arena Football Team. In its five-year history, Spencer helped build it into the most successful team in the league and the 2008 World Champions. Craig and Jon also established and are the Co-Chairmen of the JBJ Soul Charitable Foundation, which has provided 352 housing units along with educational programs to homeless men and women and recently opened its first Soul Kitchen in Red Bank, NJ.

Spencer is a licensed attorney who specialized in real estate, banking and bankruptcy law.

FRONT OFFICE

2014 MEDIA GUIDE



5

## RON JAWORSKI

### OWNER



After a 17 year distinguished career as an NFL quarterback, Ron Jaworski is coaching football fans on TV with a multiplatform NFL analyst role. His appearances include Sunday NFL Countdown, Monday Night Countdown, NFL Matchup, NFL-branded specials, Mike & Mike in the Morning, Pardon the Interruption, and other platforms and shows throughout the year. ESPN'S Mike Tirico said, "If you made a list of 10 guys on TV in any sport as an analyst who you'd want to have a beverage with and watch a game, he's [Ron Jaworski] high on that list."

Before switching to his current multiplatform analyst role with ESPN, Jaworski spent five seasons in the booth with Mike Tirico and Jon Gruden as the color commentator for Monday Night Football.

The Los Angeles Rams drafted Jaworski in the second round of the 1973 NFL Draft. After four years with the Rams, Jaworski joined the Philadelphia Eagles in 1977.

Under head coach Dick Vermeil and behind Jaworski's ability and held leadership, the Eagles advanced to their first-ever berth in a Super Bowl vs. the Oakland Raiders. Jaworski finished the 1980 season as the No. 1-rated passer in the NFC and was the 1980 NFL MVP.

Along the way, Jaworski became known as Jaws. The name was hung on him by his next-door neighbor at the time, Doug Collins, who was a star guard for the Philadelphia 76ers. "He didn't come up with Jaws because of that shark movie, though," Jaworski says, "Doug said it was because my mouth was always open, talking."



Today, Jaworski lives in Southern New Jersey and is civically active. Jaworski is committed to the Jaws Youth Playbook, which focuses on a mission to improve the overall health and wellness of at-risk youth, primarily in the Greater Philadelphia region. To date, the Jaworski family is proud to have donated over \$4 million to at-risk youth. Jaworski owns an exclusive business development company called Business Clubs America, as well as owning four signature golf courses in South Jersey- River Winds Golf & Tennis Club, Valleybrook Country Club, Running Deer Golf Club, and Blue Heron Pines. Jaworski also serves as the President of the Maxwell Football Club, Co-Majority Owner of the Philadelphia Soul and sits on the boards of PNC Bank. The South Jersey Chamber of Commerce awarded Jaworski the Pinnacle Award for his outstanding volunteer work and longtime service to South Jersey Chamber & business community. The United Way honored Jaworski with their Volunteer Leadership Award, the highest award given by United Way.

Jaworski is married to his high school sweetheart Liz; has three children, Joleen, Jessica, and BJ, and two grandsons Ryan & Colin.



## PETE CIARROCCHI

### OWNERSHIP GROUP



Pete Ciarrocchi enters his fourth season as a proud member of the Philadelphia Soul ownership group.

Ciarrocchi is the Chairman and CEO of Chickie's & Pete's Crab House and Sports Bar, the landmark Philadelphia restaurant chain that continues to expand and has become part of the true fabric of the city of Philadelphia and an avid sports fan's "must stop" before, during, or after the game.

Chickie's & Pete's began in 1977 as a comfortable, family-oriented, corner taproom where Pete experimented with and perfected his winning concept. Pete's infectious, befriending enthusiasm, love of sports, and unique menu had the neighborhoods of the Great Northeast flocking. With the invention of Crabfries®, the world of Chickie's & Pete's was never the same. In 1998, Chickie's & Pete's became the first-ever private restaurant to operate within Veterans Stadium. The team and press-friendly environs were chosen as the site of Eagles Head Coach Andy Reid's day-after-the-game press conferences. This atmosphere laid the foundation for Chickie's & Pete's to become the sports media and fan reaction hub it has become today.

Chickie's & Pete's has expanded greatly since, adding a 25,000 square-foot flagship location on Packer Avenue in South Philadelphia, as well as outposts in Northeast Philadelphia, Bordentown and Egg Harbor, N.J. and Parx Casino in Bensalem, Pa. In the last year, Chickie's and Pete's has opened locations in the Pennsylvania suburbs in Warrington, Audubon and Drexel Hill. Pete also invented PLAY2, an interactive sports bar concept as an extension to the flagship location on Packer Avenue and as the cornerstone of his state-of-the-art location at Parx Casino in Bensalem. The brand also has 4 locations at Philadelphia International Airport and a total of 25 concessions at Lincoln Financial Field, Citizens Bank Park, The Wells Fargo Center, Waterfront Park, Susquehanna Bank Center, Dorney Park, Campbell's Field, PPL Park, and The Liacouras Center.

Chickie's & Pete's was named the #1 Sports Bar in North America by ESPN, the # 1 local restaurant chain by Zagat and Best of Philly, among numerous other awards.

Recently, Chickie's and Pete's now has a location at The Tropicana Casino and Resort in Atlantic City. It allows patrons a spectacular view of the ocean, the beach and the famed Atlantic City Boardwalk.


Ciarrocchi serves on the Aria Health Foundation Board of Trustees and on the Holy Family University Business Advisory Board. He participates in many philanthropic ventures and is an active member of The Polish-American String Band.

Ciarrocchi is a native of Philadelphia and resides happily with his wife Lisa and three boys Peter, Blaise, and Anthony.



## MARTIN E. JUDGE

### OWNERSHIP GROUP



Judge is a dedicated supporter of several charities including the American Cancer Society, American Heart Association, March of Dimes, and TechImpact, a national nonprofit that provides high-quality and affordable technology assistance to other nonprofits and training to young adults. In 2012, he was the inaugural recipient of the Community Impact Award from TechImpact (then NPower PA). He also serves on the executive board of directors for The Maxwell Football Club of Pennsylvania. He resides in Moorestown, NJ.

Martin E. Judge joined the Philadelphia Soul Ownership Group in 2011.

Judge is CEO and founder of The Judge Group, a leading professional services firm providing technology consulting, staffing solutions and corporate training. Mr. Judge founded the company in 1970 and is regarded as a pioneer in the human capital management and staffing industries.

In 2003, Judge successfully took The Judge Group private in an effort to reinvest capital into the growth of the company. Mr. Judge's enthusiasm, friendly nature and business-minded attitude helped The Judge Group grow to its current 34 offices in the United States, Canada and China.

In 2010, Judge and veteran award-winning anchor and producer Lou Tilley, expanded The Judge Group to include Lou Tilley Media, a comprehensive video production, creative and marketing company that is entering its third season as the exclusive producers of Soul football telecasts as well as a weekly Soul magazine show on Comcast TV.

In 2012, Judge and business partner Ron Jaworski formed AFL Global to take arena football abroad, and the Chinese government gave AFL Global the exclusive rights to bring this unique game of American football to China. Shortly after, Ganlan Media International was formed to establish the sport there, from seeking investors to planning training sessions and exhibition games to promote the new venture.

The Judge Group was ranked as a Top 100 Workplace for 2012 in the Delaware Valley by The Philadelphia Inquirer and Daily News.



## COSMO DENICOLA

### OWNERSHIP GROUP



A technology industry veteran with a finance background, Cosmo DeNicola facilitates the formation, incubation and growth of technology and healthcare businesses. DeNicola has led national technology companies to industry leading positions with sustained growth in both the private and public sectors, including acquisitions by Fortune 500 corporations. A Philadelphia native and Temple University graduate, DeNicola's business interests include a diverse portfolio of healthcare, entertainment, sports, and technology companies. DeNicola also serves as an active and contributing board member for philanthropic organizations.

DeNicola's current business portfolio includes a focus on mobility, software and IT solutions serving over 2,000 healthcare organizations and Fortune 500 corporations. Past ventures include Info Logix, which went public in 2006 and was acquired by Stanley Black and Decker in 2011. In 2013, DeNicola launched Futura Health, a mobile health solutions organizations that develops mobile applications to manage chronic diseases.

With personal interests in the entertainment and sports industries, DeNicola took advantage of the opportunity to bring Arena Football back to Philadelphia after a two year hiatus, acquiring an ownership stake in the Philadelphia Soul in 2010. In addition, DeNicola holds an active Board position with the Arena Football League (AFL), and is part of the pioneer group that is bringing professional football to China with the establishment of AFL China in 2013.

In 2011, DeNicola acquired New York based management company JMM Talent. DeNicola led the rebranding of the organization as Mitchell, Koseff, Schuster & DeNicola (MKS&D) and has rapidly expanded MKS&D to include a bi-coastal presence in the hearts of the entertainment industry, on Wilshire Boulevard in Beverly Hills, California and New York City. Current clients include Grammy nominated Tristan Mack Wilds (New York: A Love Story; 2013), Tony winner Nikki James (Book of Mormon; 2012) and Robert Iler (Soprano's).

A few years earlier in 2008, DeNicola joined a group of well-known media executives to acquire the brand and related assets of "Chicken Soup for the Soul". Chicken Soup is a worldwide integrated media and merchandising company providing consumers with inspiring life improvement content, programming, and products. In August 2013, the brand contracted film and television rights to Alcon Entertainment, who is set to finance and produce a major feature film that shares the brand's name. DeNicola's involvement in MKS&D and passion for the entertainment industry led him to join the Greater Philadelphia Film Office, where he was appointed to the Board of Advisors in 2013. The GPFO serves to attract film production to the Philadelphia Region, while growing interest in local film and video in every way possible.

DeNicola also currently holds a Board position with the prestigious Humpty Dumpty Institute (HDI), a non-profit organization that serves people in the developing world through the implementation of large-scale humanitarian projects and through its work with the United Nations. DeNicola works closely with the HDI team to facilitate Global Sports and Entertainment exchanges.

DeNicola is a graduate of Temple University and was honored to give the 2012 Fall Commencement Speech at Temple University's prestigious Fox School of Business. He resides outside of Philadelphia with his wife Janet. He has two adult children, Michael and Morgan.



## JOHN ADAMS

### VICE PRESIDENT / COO



John Adams enters his 12th year in the professional sports business and eighth in the Arena Football League. He will be responsible for the overall business and team operations of the organization this season.

Adams, who previously served as the Soul's Director of Operations and Assistant General Manager, re-joins the team after stints with the Lancaster Barnstormers Professional Baseball Club of the Atlantic League (Assistant General Manager, Business Development) and Cleveland Gladiators of the Arena Football League (COO/General Manager).

In 2003, while with the Trenton Thunder Professional Baseball Club, the AA Affiliate of the New York Yankees, Adams played a crucial part in helping the Thunder win the Larry MacPhail Trophy, which recognizes one team in Minor League Baseball (over 180 teams) for having the top promotional effort, both on and off of the field.

Adams started with the Soul before their inaugural year and each of his years in the Arena Football League resulted in him being selected by the league to head operations for the ArenaBowl Championship game (2004, 2005, 2006, 2008). In 2013, the Soul led the AFL in sponsorship sales, secured its second straight conference championship title and was selected as the Arena Football League's Staff of the Year with Adams responsible for the operations of the team.

Adams graduated from Lock Haven University in 2001 with a degree in Sport Administration and minors in Management and Coaching. Adams is originally from Renovo, PA and currently resides in Broomall, PA with his wife Vicky and their three children.





## THOMAS GOODHINES

### GENERAL MANAGER



Goodhines enters his 13th season in the Arena Football League and fourth season as the Philadelphia Soul's General Manager, where he oversees all football operations, coaching staff, player personnel, communications, public relations and trade sponsorships and broadcasting efforts. Either as a member of the media or with league/team personnel, Goodhines has been involved with the sport of Arena Football since 1995 (19 seasons).

A two-time finalist for the AFL's Executive of the Year in 2012 and 2013, Goodhines was the architect of the Soul's one-year turnaround from 6-12 to 17-4 American Conference Championship season in 2012 and a 14-7 American Conference Championship in 2013. During his tenure with the Soul, the team is 37-23 (.617 winning percentage). He also oversaw a staff that earned "Support Staff of the Year", Medical Staff of the Year (Lemar Mosley) and Equipment Manager of the Year (Brandon Mango) in 2013. This was the third time in his career (including twice with Utah) that Goodhines has been a part of these league honors.

Previously, Goodhines spent five seasons as the Director of Media Services for the Arena Football League Office in New York City and Chicago, but more recently, he spent two and a half years as the Director of Communications and Football Operations for the AFL's Utah Blaze in Salt Lake City.

While with the Blaze, Goodhines played a large role in the team winning the prestigious "Commissioner's Award" – given to the League's Organization of the Year in 2006. He also oversaw the football operations staff that won the "Support Staff of the Year" in 2006 and 2007. In 2007, Goodhines was named PR Director of the Year by his peers in the AFL Public Relations Association.

His resume also includes experience working for the NFL Communications department during Super Bowl XLIV in New Orleans and with the NFL Players Association during Super Bowl XLV in Dallas. He also serves on the AFL's Hall of Fame Board of Directors where he was a member for six seasons and selected to be a member of the AFL's Silver Anniversary Committee.

Goodhines continues to be involved and plays a key role with the team's AFL China project, where he is utilized with league and union relations, football operations, player personnel and lead advisor in the overall operations for the Beijing exhibition game.

Goodhines, a native of Syracuse, NY, has 10 years of radio broadcasting experience with WMCR Radio in Oneida, NY and nearly five years of combined experience as Sports Editor with the Oneida Daily Dispatch and Ithaca (NY) Journal. He received an Associate's Degree in Radio and Television from Onondaga Community College in Syracuse, NY before attending Cazenovia (NY) College for Sports Management.



## CATHY SCOTT

### CONTROLLER



Cathy Scott has 15 years' experience in Controllershship as well as Business Management. Although, this is her first year in the professional sports business she is extremely excited to learn all there is to know about the Arena Football League. She will be responsible for the overall financial operations of the business, Human Resource Management, as well as office management of the organization this season.

She has worked for various small businesses in the past 15 years and is excited to share her experiences with the Soul family. She graduated from the PA Institute of Culinary Arts in 1993 with her Associates Degree. Accounting/Finance has always been a big interest of hers so she continued her education at Strayer University; receiving a Bachelor's Degree in Accounting and a Master's Degree in Business Management.

She is very proud to be a part of the Philadelphia Soul family and looks forward to offering her skills and education for the future success of the team. Scott is originally from the Philadelphia area and currently resides in Essington, PA with her husband, dog, cat, and chinchilla.

## ROBYN COLAJEZZI

### ACCOUNT MANAGER, CORPORATE PARTNERSHIPS



Robyn Colajezzi joins her second season with the Philadelphia Soul and her 21st year as an advertising and media professional in the Philadelphia region. As Account Manager of Corporate Partnerships, Colajezzi is responsible for building new business relationships and fostering an environment to grow partner's businesses through networking and strategic marketing opportunities and promotions.

Originally from the Lehigh Valley, Colajezzi has spent 17 years in the Broadcast Industry primarily with Clear Channel Radio in both management and senior executive roles. As a senior account executive at Q-102/ WDAS /Power99 / and the now defunct Alice 104.5 & WJJZ cluster of radio stations, Colajezzi handled major accounts such as Apple Computers, Lincoln Mercury Dealer Association, and Anheuser-Busch, to name just a few.

Colajezzi then spent three years with the national OOH/alternative lifestyle media company, Brite Media Group, as director of sales for the Mid-Atlantic Region, handling and placing media from coast to coast. Colajezzi graduated Magna Cum Laude from Kutztown University in 1992 with a BA in Communications. She is active in her community and serves on the Borough Board of Directors of Quakertown Alive!, her hometown's main street revitalization program.

Colajezzi lives in Bucks County with her husband, Steven, their two dogs: Coco Chanel & Jerry Garcia, and their two Royal Mute Swans: Lord Chesterfield & Lady Conrad.



## PHIL BERNSTEIN

### SENIOR ACCOUNT MANAGER, CORPORATE PARTNERSHIPS



Phil Bernstein is in his inaugural season as a Senior Account Manager of Corporate Partnerships at the Philadelphia Soul. Phil has been in the brand marketing and media field since the mid 1990's working with such organizations as Miller Molson, Bacardi USA, Brown Forman, Hiram Walker, WB, and Clear Channel Radio / Media Entertainment.

Originally from Boston, Bernstein was asked in 1998 to move to Philadelphia to spearhead a new division for Massachusetts based marketing firm TEAM Enterprise. His reputation in the field earned him an invitation to Bacardi headquarters to join a small team of creative minds to discuss the rollout strategies for soon to be released brands. Bacardi Exclusiv, Limon, "O", to name just a few. In the year Bacardi Limon launched, it recorded one of the most successful first year sales in any liquor category.

Clear Channel Radio (then Chancellor Media Group) noticed Bernstein's success in promotional brand marketing and asked him to join their sales team. It is here where Bernstein used his passion and personality to grow multi-layered radio and marketing campaigns. Some of the brands Bernstein was thankful to work with included Red Bull, Coors Light, Amstel / Heineken, and some of the most successful names in Philadelphia nightlife. His ability to find synergies between multiple brands and bring those companies together allowed his peers to see him as a leader and an asset to his team for almost 9 years.

When Bernstein is not hard at work, he can be found spending time with his 5 year old son; teaching him how to swing a bat, shoot a basketball, or how to execute the perfect double leg take down...almost always followed up by the recommended dose of Ibuprofen.

Bernstein being known to put his heart and SOUL into everything he does, it is no wonder he found a home with the Philadelphia SOUL organization.

## JESSICA DEVITO

### MARKETING MANAGER



Jessica DeVito enters her first year with the Philadelphia Soul where she will be responsible for the overall marketing and game operations of the organization this season. DeVito graduated from West Chester University in 2012 with a degree in Communication Studies. DeVito was a Game Operations intern for the Soul during the 2011 season and also spent a year interning for the Philadelphia Flyers' Community Relations and Game Presentation departments. DeVito has also spent time interning for the Cole Hamels Foundation and part-time work in the Philadelphia Eagles' ticket office. Before joining the Soul, DeVito spent some time as a Sales Manager for Victory Beer Hall in XFINITY Live!

DeVito is originally from Nazareth, PA and currently resides in Philadelphia, PA.



## ERIKA GUNERMAN

### ACCOUNT MANAGER, CORPORATE PARTNERSHIPS



Erika Gunerman enters her second year with the Soul, handling corporate partnerships and managing the Soul Connect program. Gunerman onboard's new businesses to help them reach their target audience, whether that is the fans or the fellow partners of the Soul.

Gunerman moved to Philly two years ago from NYC, where she worked for a small agency that was an outside sales & marketing vehicle for sports and entertainment in NYC. Prior to that, Gunerman has experience working with the NY Red Bulls MLS team, Billie Jean King's nonprofit, the Women's Sports Foundation, as well as her collegiate athletic marketing department. Gunerman went to school at James Madison University, majored in Sports Management, and competed in Division 1 gymnastics.

## JOHN TABOURN

### DIRECTOR OF GROUP SALES AND EXPERIENCES



John Tabourn is going into his third season with the Philadelphia Soul as the Director of Group Sales and Experiences. Tabourn's role within the team is to formulate and implement new theme nights and to appeal to larger groups of fans as well as making the Soul experience a great one.

Prior to joining the Philadelphia Soul, Tabourn worked for the Philadelphia 76ers in sales for seven seasons. He was responsible for theme nights such as the Pastors Celebrity Basketball game and Faith and Family night, where he brought gospel music and NBA basketball together for a crowd of over 10,000 fans. He was a 76ers' Corporate Sales Manager from 2005 to 2010 and then became the Group Event Specialist before transferring to the Soul in December of 2011.

Before working in the professional sports industry, Tabourn was a Recovery Specialist at MRS Associates and a Floor Manager at Mercury Marketing. Tabourn attended the Community College of Philadelphia where he studied Business Management and Philosophy.

Tabourn is a native of Philadelphia, spending most of his childhood in South Philly. Tabourn is a Deacon at the New Bethany Baptist Church in South Philadelphia and also President of the Men's Ministry and Vice President of the Education Committee. Tabourn also serves on the Joy Unlimited Movement Board.



## BRIAN CASSIDY

### DIRECTOR OF TICKET SALES



Brian Cassidy enters his 15th year in professional sports and entertainment. Cassidy currently serves as the Director of Ticket Sales. Cassidy is responsible for all aspect of Season Tickets, Ticket Packages and Customer Service efforts of the team. Cassidy attended Raritan Valley Community College studying in Business Management.

Cassidy, who previously worked with the Trenton Titans Hockey, Trenton Steel Football as Director of Sales, served 2 years as the Director of Groups Sales for the Sun National Bank Center a Global Spectrum Managed Facility, 9 years with the Trenton Thunder Double A affiliate of the New York Yankees (Director of Groups Sales) and 1 year with the New Jersey Cardinals Single A for the St. Louis Cardinals (Box Office Sales). His work has consistently dealt with sales ranging from; ticket sales, corporate sales, and VIP- level packages.

In 2003, while with the Trenton Thunder, Cassidy played a crucial part in helping the Thunder win the Larry MacPhail Trophy, which recognizes one team in Minor League Baseball (over 180 teams) for having the top promotional effort, both on and off of the field. In 2005 the Thunder also named the Johnson President's Trophy Winner, recognizing the "Complete Baseball Franchise" of the 180 team in affiliated baseball. The organization was honored with two prestigious awards within the community, The Mercer County Chamber of Commerce as the 2007 Distinguished Corporation of the year and in the fall of 2007 the Good Neighbor Award. In 2009 while with the Sun National Bank Center the Harlem Globetrotters awarded a "money ball" for the highest gross sales every in the buildings 10 year existence. In 2010 the Sun National Bank Center was also awarded the Good Neighbor Award. In 2013 the Soul was honored by the AFL as the Support Staff of the year.

Cassidy's contributions to the local community have included such things as being the Northeast Regional Director of the "RBI" program (Reviving Baseball in the Inner Cities) for 9 years, in conjunction with Major League Baseball and the Boys and Girls Club of America. He is an active member of the Joshua Harr Shane Foundation and participates in the Brain Tumor and Autism Awareness walks.

Cassidy enjoys going to minor league baseball stadiums, golfing and rooting for the Notre Dame Fighting Irish along with all Philadelphia sports teams. He currently resides in Willow Grove PA with his family.

## CORRINE KOLESINSKAS

### MANAGER, GROUP SALES



After spending the past two years in advertising sales, Kolesinskas decided to make a return to the sports industry with the Philadelphia Soul as a Group Sales Manager. Kolesinskas has eight years of sports marketing, sales and management experience between the Philadelphia Phantoms (now the Allentown Phantoms), Philadelphia Phillies (two seasons) and Philadelphia Wings (six seasons). Kolesinskas also worked as the premium seating concierge on game days at the Philadelphia Union for three seasons. With her experience, Kolesinskas has a solid understanding on working with a variety of businesses and how to attract their interest to the sports entertainment arena. Kolesinskas has interacted with many groups including youth organizations and has been active in many fundraisers.

Kolesinskas grew up locally in West Chester playing many sports including soccer, basketball, softball and running track. Kolesinskas graduated high school from Villa Maria Academy in Malvern, PA and went on to Penn State University in State College, PA where she first discovered the business side of sports while volunteering for the PSU Men's Ice Hockey Team. From that experience, Kolesinskas began to pursue her dream career in professional sports. Kolesinskas graduated from Penn State with a Bachelor's degree in Business Management and a minor in Kinesiology.

Sports have always been a huge part of her life and still are as she continues to play recreational sports in the Manayunk Sport & Social League. Kolesinskas has also kept fit and active by completing the Philadelphia Marathon (2 full & 1 half), 2 Broad Street Runs, Disney Princess Half Marathon in Orlando and many 5K runs.



## CASSANDRA MURRAY

### MANAGER OF GROUP SALES AND NONPROFIT SERVICES



Cassandra L. Murray exemplifies the Philadelphia slogan “City of Sisterly Affection”. Murray is a Philadelphia native and community advocate. Murray has always looked at the humanitarian glass as more than half full.

Murray’s professional career has garnered her much respect in the fields of non-profits and volunteer management. Murray has held key positions at Temple University’s Public Radio Station, WRTI and Newark Public Radio, WBGO. In addition, Murray served on the fundraising committee for the African American Museum in Philadelphia’s Gala for over five years.

Murray is a Temple University graduate, a former PAL Kid and recipient of the Good Citizenship Award and was also named Police Commissioner for the Day under the supervision of the Police Commissioner at the time, Willie Williams.

All of these experiences have contributed to Murray’s strong passion for helping others as well as an appreciation of the arts and culture throughout the city. Most importantly, they have served as a driving force and muse for the implementation of Get Busy Entertainment, LLC where she shares executive management responsibilities with her partner and best friend Mr. Robert J. Phillips, CEO and Founder.

The two are also proud parents of Isaiah Anthony and Robert Raymond.

## KYLE DERIEMER

### ACCOUNT MANAGER



Graduating from Chestnut Hill College in Philadelphia, PA in 2009 with a degree in communications and technology, Kyle DeRiemer returns to the Soul for what will be his fourth season. As a Soul fan from day one, DeRiemer was excited to get an internship in the Game Operations department for the 2007 and 2008 season and even more excited to return to the team.

With his homecoming, DeRiemer made a jump from the Operations Department to the Sales Department for the 2013 season. As we move into 2014, he continues to bring fans the best ticket in Philadelphia. DeRiemer’s goal is to get the entire city as excited about this team as he is.

Whether you are looking for Season Tickets, Flex Plans, Family 4 Packs, Mini Plans, Groups or anything else you can think of, DeRiemer is here and ready to make your Soul experience a memorable one and ensure that you will keep wanting to come back to support the winningest team in Philadelphia. DeRiemer grew up in Newtown Square, PA and has lived in the West Chester, PA area for the last 5 years.



**AYANNA DAVIS****GROUP EXPERIENCE SPECIALIST**

Starting her first season with the Philadelphia Soul, Ayana Davis has the passion to put enough fans in the seats to sell out some games. Davis is responsible for getting groups into these games as well as this year's new Activate Your Soul School Program. With the success of this new program, Davis would like to start and end her Rookie Year strong. She graduated from Robert Morris University in May 2012 with a degree in Sport Management.

Davis, who previously worked at The Funplex in Mount Laurel, NJ, as a Group Sales Specialist, knows how important it is to get groups in the building and letting our brand be known. Davis has a well-rounded mind for sports. She also plays on a Women's Professional Soccer team called the Philadelphia Fever. She has a strong soccer background which she hopes to bring over some fans into the AFL.

Davis is originally from Mount Laurel, NJ and currently resides in Lindenwold, NJ.

**PHILADELPHIA SOUL PERSONNEL**

**NICOLE ALMODOVAR**  
TICKET SALES ASSISTANT



**JASMINE BELCHER**  
FOOTBALL OPERATIONS  
ASSISTANT



**ALEX GARGANI**  
MARKETING/GAME  
OPERATIONS ASSISTANT



**GABRIELLE LACHERZA**  
PUBLIC RELATIONS ASSISTANT



**BRITTANY PESKOFF**  
PUBLIC RELATIONS  
ASSISTANT



**DENISHA ROBINSON**  
TICKET SALES ASSISTANT



**KRISTEN VAN  
IDERSTINE**  
FOOTBALL OPERATIONS  
ASSISTANT





FOOTBALL OPERATIONS



## CLINT DOLEZEL

### HEAD COACH



Clint Dolezel begins his second season as Head Coach of the Philadelphia Soul. During his first season with the team, the third-year AFL head coach led the team to an ArenaBowl appearance, a 14-7 record and an American Conference Championship. His record during his first two seasons as an AFL head coach is 22-15 (.595 winning percentage). In his first year with the Soul, he is credited with developing seven All-Arena performers (Brennen Carvalho, Christian Johnson, Derrick Ross, Tiger Jones, Bryan Robinson, Rayshaun Kizer and Carlos Martinez).

Dolezel began his coaching career with the af2's Florida Firecats as their Offensive Coordinator in 2009. In 2010, he landed his first professional head coaching position with the San Angelo Stampede (IFL) and guided them to the second round of the playoffs. In 2011, Dolezel was tabbed as head coach of the AFL's Dallas Vigilantes and made the playoffs with an 11-7 regular-season record and a playoff appearance in his rookie head coaching season.

Dolezel spent 2012 as the Offensive Coordinator of the Philadelphia Soul, where the team shattered offensive scoring records... 1,228 points for a 68.2 average per game. The team also set a record for most points by a visiting team in a 92-42 victory over the Georgia Force.

The 2012 AFL Hall of Fame inductee had a storied 13-year playing career where he still finds himself amongst the all-time leaders in passing yards (No. 3 with 44,564), touchdown passes (No. 2 with 931), passing attempts (No. 4 with 5,698), and completions (No. 4 with 3,749). He was also named the No. 8 top player in AFL history by the Silver Anniversary Committee in 2012.



Dolezel began his playing career in 1995 when he was signed by the Milwaukee Mustangs (1995-97), Texas Terror (1997), Houston ThunderBears (1998-99), Grand Rapids Rampage (2001-03) and led the Rampage to an ArenaBowl XV title. He later signed with the Las Vegas Gladiators (2004-05) before ending his playing days with the Dallas Desperados (2006-08). Dolezel's professional career also included a stint with the NFL's Chicago Bears in 2000.

During his tenure with the Desperados, Dolezel became the third quarterback in professional football history to throw for more than 700 touchdown passes (2006). He would then go on to surpass the 800-touchdown mark in 2007, and once again broke another barrier when he reached the 900-touchdown plateau in 2008.



**PHIL BOGLE****ASSISTANT HEAD COACH/LINE COACH**

Bogle enters his third season as a member of the Soul coaching staff and his second as Assistant Head Coach. Bogle had a standout season as a returning coach that helped lead the Soul to the ArenaBowl appearance. He led an offensive line that allowed the fewest sacks (7) in the AFL and had four First-Team All-Arena selections (Brennen Carvalho, Christian Johnson, Derrick Ross and Bryan Robinson) under his guidance in 2013.

Bogle played as a lineman for the Soul in 2007-08. He won All-Rookie team and First-team All-Arena in 2007. In 2008, he won First-Team All-Arena again, and the ArenaBowl XXII Championship. He was a finalist for the League's Lineman of the Year award.

In 2010, Bogle played for the Dallas Vigilantes as a guard/tight end. While there, he recorded four receptions for 19 yards, one touchdown, and one tackle. He has also spent time in the CFL with the Montreal Alouettes (2009), in the NFL with the Tampa Bay Buccaneers (2006 and '08), Cleveland Browns (2005), San Diego Chargers (2003) and in the NFL Europe with the Hamburg Sea Devils (2006).

Bogle spent his collegiate career at the University of New Haven (1999-2002) as an offensive tackle. The two-season captain was a First-Team Division II All-Independent selection as a senior in 2002 and the winner of the Jim Langer Award. He also received the 2003 New Haven Male Athlete of the Year and the 2002 Cactus Bowl MVP awards.

**ROD MILLER****ASSISTANT COACH/SECONDARY AND SPECIAL TEAMS**

The back-to-back American Conference Champion Philadelphia Soul announce that Rod Miller will be joining the team for the 2014 season as assistant coach overseeing the secondary and special teams. Miller will be entering his first season with the Soul, after leading his previous team, the Laredo Rattlesnakes of the LSFL to the championship game in the 2013 season. Under his guidance, the Rattlesnakes produced 10 all-league performers.

Although Miller is new to the Soul, he will be working with some familiar faces. He has coached current Soul players: Jason Jones, Bryan Robinson, Jason Holman and Kyle Whitehurst. In addition to those players, Miller has also worked with newly acquired Soul players: QB Bryan Randall, who was voted the league's MVP in the 2013 season.


Miller's previous AFL experience includes stints as the assistant coach for the Kansas City Brigade, Grand Rapids Rampage and Cleveland Gladiators. In 2008, he helped lead the Rampage to the American Conference Finals, led the league in the most Kickoff Return Touchdowns (8). Miller has spent time with numerous teams throughout his career as a coach. From 2000-2006, he served in the af2, coaching the Carolina Rhinos and the Green Bay Blizzard. Miller then served as the head coach for the Omaha Beef of the IFL for one season.

In 2011, Miller joined Trenton Steel of the Southern Indoor Football League. After only being signed with the team at the beginning of the season, he led the Steel to a playoff berth with an 8-4 record and an average score of over 69 points per game. When the season concluded the Steel had four All-SIFL players and their kicker was named the Special Teams Player of the Year. With the help of his coaching, six of his players advanced to the Arena Football League, including former Soul player, Melik Brown.



## STEVE CRISWELL

### ASSISTANT COACH



Criswell began his coaching career in 1984 coaching receivers at Henrico High School in Richmond, VA. The next year he became the assistant offensive line coach and the following year he took over both the offensive and defensive lines.

In 1989, Criswell began four-year stints at Virginia's Petersburg, Bridgewater's Turner Ashby and Richmond's Hermitage High Schools before making the move to the indoor game after the 2000 season.

In 2001, Criswell coached the fullbacks and linebackers for the Richmond Speed under head coach Richard Davis. That year, the Speed appeared in the Arena Cup, af2's Championship game. From 2001-03, the Speed went 33-18.

After 3 years with the Speed, Criswell became the FB/LB's coach for the Cape Fear Wildcats, also of the af2, with head coach Chris Siegfried. The 2004 season ended with a loss in the American Conference Semi-final. The Wildcats finished 13-5.

In 2005, Criswell came home to join the Richmond Bandits' inaugural season coaching the offensive line, defensive line, linebackers and fullbacks. The Bandits compiled an 11-1 record, winning the AIFL Championship. The 2006 season the team finished 12-2.

In 2007, Criswell was hired by the Dallas Cowboys Football Club's AFL Dallas Desperados as the offensive line and special team's assistant serving under 2006 AFL Coach of the Year, Will McClay. In 2007, the Desperados set an AFL record by posting 15 regular season wins finishing 15-2. In 2008, the Desperados compiled a record of 12-5.

In September of 2009, Criswell was named the head coach of the IFL franchise Richmond Revolution. The 2010 Revolution finished its inaugural season 13-2, setting an IFL regular season record for wins. Criswell was named the IFL Coach of the Year.

During his 9-year indoor career, his teams have compiled an overall record of 109-35 (.757) and qualified for post season play 8 or 9 years.

Born December 9, 1955 in Richmond, Criswell attended Henrico High School. He earned his B.S. in Business Administration from Bryan College in Dayton, TN. Criswell, along with his wife Lori, are co-founders of the Edgewood Company of Virginia Inc., Edgewood Education Services, LLC, and Edgewood Properties, LLC; all are located in Ashland, Virginia.

## LOU RUSSO

### DIRECTOR OF PLAYER PERSONNEL



Russo enters his fifth season with the Philadelphia Soul and second season as the Director of Player Personnel. He first joined the Soul in 2008 as Head of Scouting, where he helped evaluate current and future talent for the AFL and provided input to the Coaching Staff, including weekly scouting reports and individual evaluation reports during their Arena Bowl Championship Season. In 2013 he was named the Director of Player Personnel for the Soul and has helped provide input on Roster decisions (player transactions and acquisitions) and advanced scouting (individual evaluations and weekly scouting reports for upcoming opponents) for the Coaching Staff and Team. During his tenure with the Soul the team has won the Arena Bowl once in 2008 and won the American Conference Championship 3 times (2008, 2012, and 2013), while posting a record of 53-26 (.671 winning percentage). He also was a part of a staff that earned "Support Staff of the Year" in 2013.

Since 2007, he has also worked with Ron Jaworski at NFL Films during the NFL season, as a Content Producer for the NFL Match-Up Show. Russo has also worked for ESPN since 2008 as a Playbook Producer for multiple sports, consisting of NFL, College Football, College Basketball, and Major League Baseball.

Russo, a native of Marlton, NJ, has been involved in the sports industry, mainly football, since 2007. He played football collegiately at La Salle University from 2002-2007. He received his Bachelors of Science in Finance and Marketing 2006 his Masters of Business Administration in Finance from La Salle University in 2008.



## BRANDON MANGO

### EQUIPMENT MANAGER



Brandon Mango enters his fourth season with the Soul, his second as head equipment manager. In 2013 he was named Equipment Manager of the Year by the AFL. Mango was previously with the team for two seasons (2011-12) as an equipment intern. Previous to the Soul, Mango was the Home Clubhouse Manager for the Camden Riversharks of the Atlantic League.

Prior to becoming the Head Equipment Manager for the Soul, Mango spent the 2012 NFL season as a member of the Dallas Cowboys Equipment Staff. Mango, a 2009 graduate of Pitman High School attended Camden County College where he studied Sports Management.

## JASON KOPEC

### HEAD ATHLETIC TRAINER



Jason is entering his 1st season with the Philadelphia Soul and first in the Arena Football League. Prior to joining the staff, Jason spent 6 seasons as the Head Athletic Trainer for the Camden Riversharks, where he was selected to serve as the Athletic Trainer for the 2009 and 2012 Atlantic League All-Star Games.

A native of Sicklerville, NJ, Jason attended West Chester University in West Chester, PA. He graduated with a Bachelor's Degree in Sports Medicine/Athletic Training in 2006. At that time he was hired as the Graduate Assistant at West Chester University to Dr. Sandra Fowkes-Godek and her "Heat illness Evaluation Avoidance and Treatment" (H.E.A.T.) Institute. Through his work with Dr. Fowkes-Godek, Jason won WCU's Award for Student Research and Creative Activities for his research entitled "Protein and Electrolyte Excretion in NFL Players before and after practice in Full Pads vs. Shorts and Shells." He was also invited to present his finding at the 2007 National Athletic Trainers Association meeting in Anaheim, CA. Jason's Master's Thesis, "Racial Comparisons of Sweat Sodium Concentration and Gross Sodium Losses in Professional and Collegiate Football Players" was presented at the 2008 conference in St. Louis, MO. He graduated with a Master's Degree in Exercise Physiology.

As a full time employee for NovaCare Rehabilitation, Jason spends his off season working at other contracted locations, including local high schools, colleges and other professional teams.



**DR. DAVID L. RUBENSTEIN****HEAD TEAM PHYSICIAN**

Dr. David Rubenstein, a Board Certified Orthopedic Surgeon, has been with the SOUL since the inception of the team and is currently the Team Orthopedic and Sports Medicine Consultant. He is the Director of Sports Medicine at Lankenau Hospital and is the Associate Director of the Sports Medicine Fellowship at Thomas Jefferson University. He is currently a team orthopedic surgeon for the Philadelphia 76ers. He is the Head Team Physician for the Philadelphia Passion LFL Team. He has served as the Head Tournament Physician for The Advanta Championships Tennis Tournament, the Head Orthopedic Surgeon for the ESPN X-Games, the Head Team Physician for the Philadelphia Barrage Professional Lacrosse Team, the Team Physician for the Philadelphia Wings Professional Lacrosse Team, an Orthopedic Consultant for WWE Wrestling and has spent 16 years as the visiting team physician for the Los Angeles Dodgers.

Dr. Rubenstein also serves as the team doctor and orthopedic consultant for many local high schools and colleges. Dr. Rubenstein resides in Bryn Mawr, PA with his wife, Renee, and children, Robyn and Daniel. Robyn will be following in her father's footsteps at Medical School next year and Daniel will be playing soccer at and attending Wesleyan University next year.

**DR. RUSSEL BLEILER****TEAM ORAL SURGEON**

Dr. Russel Bleiler is in his eighth year as the Oral and Maxillofacial Surgeon for the Philadelphia Soul. He was also on the surgical staff for the Philadelphia Flyers organization (1997-2000) and the World Champion Philadelphia Barrage Professional Lacrosse team (2005-2008).

Dr. Bleiler graduated from Moravian College in 1988 with a degree in Biology and from Temple University Dental School in 1992. He completed a one year internship at Albert Einstein Medical Center in 1993 and finished his Oral and Maxillofacial Surgical residency in 1997 from Temple University Hospital and Pennsylvania Hospital. He is a fellow in the American College of Oral Maxillofacial Surgeons and is board certified by both the American Board of Oral and Maxillofacial Surgeons and the National Dental Board of Anesthesiology.

Dr. Bleiler currently sits on the School Board of his local township school district, Hatboro-Horsham School District and resides in Horsham Township with his wife Sharon (20 years) and his four children Russel (18), Colin (16), Laura (13) and Dean (12).



## DR. ADAM AQUILINO

### TEAM CHIROPRACTOR



Dr. Adam Aquilino has been with the SOUL as the team Chiropractor since the 2011 season and since 2005 he has owned Aquilino Chiropractic in Voorhees, NJ.

Dr. Aquilino attended and graduated from Life University in 2004 as the Valedictorian of his graduating class. He is one of the few Chiropractors in the area who is certified by the Council on Extremity Adjusting as a Certified Chiropractic Extremity Practitioners (C.C.E.P).

In private practice he is busy taking care of Families as well as Professional Athletes. The main focus of his practice is Structural Correction of the spine because we know that optimal Structure is necessary in order to achieve optimal performance. He strives to find the cause of the problem and not just treating secondary conditions or symptoms.

Dr. Aquilino resides in Blackwood, NJ with his wife Christine and his 3 children, Adam, Nicholas, and Mia. When he is not practicing Chiropractic you will usually find him at his Son's travel baseball events or his daughter's gymnastics and cheerleading competitions. He also enjoys an occasional round of golf when time permits.

If you would like more information about his practice or would like to speak to him, you can reach Dr. Aquilino at 856-784-0676 or go to his website at [www.AquilinoChiro.com](http://www.AquilinoChiro.com)

## DR. LOUIS X. SANTORE

### TEAM OPHTHALMOLOGIST



Louis X. Santore, M.D. began his professional association with the Philadelphia Soul in their inaugural season of 2004. Continuing as the team Ophthalmologist, Dr. Santore provides the Philadelphia Soul with their eye care.

Dr. Santore is a proud graduate of the Temple University School of Medicine. Following a medical internship at AlbertEinsteinMedicalCenter, he completed his specialty residency in Ophthalmology at TempleUniversityHospital, where he also served as Chief Resident. Dr. Santore has practiced Medical and Surgical Ophthalmology for the past twenty-nine years at The Lankenau Medical Center and currently serves as the Chief of the Division of Ophthalmology. Dr. Santore is a Past President of the Alumni Association of the Temple University School of Medicine and continues to maintain a number of professional affiliations with many local, state and national Ophthalmologic societies. In addition to his private practice, Dr. Santore has been a member of the teaching faculty at WillsEyeHospital and has also actively participated in medical student and resident training for Thomas Jefferson University Hospital and MedicalSchool, Temple University Hospital Department of Ophthalmology and School of Medicine, and the Philadelphia College of Osteopathic Medicine. In continuing to provide full service eye care for his patients, Dr. Santore has a state of the art Optical Boutique located in his office at The Lankenau Medical Center. A recipient of several professional awards, Dr. Santore has been regularly recognized as a "Top Doc" in Main Line Today magazine.

Dr. Santore resides with his wife, Susan, in Maple Glen, PA, and is the proud father of Michael, Ali, and Brett and a loving grandfather to Avery Marie, and Paige Harper.



## DR. DAVID ZELOUF

### TEAM HAND SURGEON



David Zelouf, M.D. was attracted by The Philadelphia Hand Centers' world class reputation. As a Board Certified Orthopedic Surgeon, with a Sub-Specialty Certification in Surgery of the Hand, Dr. Zelouf joins the other physicians of The Hand Center in diagnosing and rendering treatment for conditions, injuries and diseases relative to the hand, wrist, arm and elbow.

Born in Pittsburgh, Pennsylvania, Dr. Zelouf received his B.A. in Biological Sciences from the State University of New York at Binghamton, where he was elected to Phi Beta Kappa. He received his M.D. degree from the Albert Einstein College of Medicine, where he was elected to Alpha Omega Alpha. Dr. Zelouf was appointed Administrative Chief Resident during his residency at the Hospital for Joint Diseases Orthopedic Institute in New York City. He was also granted the Anatomy Teaching Award and Senior Resident Research Award. He completed his postgraduate fellowship in hand, wrist, elbow, and microsurgery at the Tufts University School of Medicine, Boston, Massachusetts. After completing his training, Dr. Zelouf spent four years in Richmond, Virginia in the private practice of hand, wrist and elbow surgery, where he held an academic appointment at the Medical College of Virginia.

Dr. Zelouf's faculty appointments have included the New England Medical Center and the Medical College of Virginia. He is currently an Assistant Clinical Professor of Orthopaedic Surgery at the Thomas Jefferson University Department of Orthopaedic Surgery. The many professional societies of which Dr. Zelouf is a member include the American Society for Surgery of the Hand, the American Association for Hand Surgery, and the American Academy of Orthopedic Surgeons. He is also the current President of the Eastern Orthopaedic Association, one of the four regional Orthopaedic Associations in the country.

Dr. Zelouf promotes the advancement of clinical treatment and surgery of the hand through his many national and local presentations, medical journal publications, and textbook chapters. He is also heavily involved with resident and fellow education.

## DR. KENNETH E. BRUMBERGER

### TEAM RADIOLOGIST



Kenneth E. Brumberger, MD is Director of MRI services for MDI Bryn Mawr and the TriState Imaging Group. Dr. Brumberger received his medical degree from Columbia University College of Physicians and Surgeons in 1992. After his residency in Diagnostic Radiology at the New York Hospital-Cornell Medical Center, Memorial Sloan-Kettering Cancer Center, and the Hospital for Special Surgery in New York, Dr. Brumberger moved to Philadelphia to complete his fellowship in combined MRI at Thomas Jefferson University Hospital. Focusing on sports injuries while providing a full range of diagnostic interpretations, Dr. Brumberger is proud to provide MRI services to the Philadelphia Soul, numerous professional, collegiate, and high school athletic programs, and athletes of all ages. Dr. Brumberger and his associates at the TriState Imaging Group are the leading provider of physician-owned outpatient imaging services in the Delaware Valley, with offices in Philadelphia and the surrounding counties, New Jersey, and Delaware.



**DR. DAVID E. SAMUEL****TEAM PODIATRIST**

Dr. Samuel is entering his 9th season as team Podiatrist with the Soul. Dr. Sameul completed his undergraduate studies at the University of Maryland, College Park in 1986 and received his medical degree from the Pennsylvania College of Podiatric Medicine, in 1990. Dr. Samuel then completed his surgical residency in foot and ankle surgery, with the Crozer Keystone Health System in 1992. Board Certified by the American Board of Podiatric Surgery and a Fellow of the American College of Foot & Ankle Surgeons, as an educator and lecturer, he works with training residents of the Crozer Keystone Health System's Podiatric Foot and Ankle Surgical Residency Program, as well as being a Clinical Instructor with the Crozer Keystone Health Systems, Dept. of Family Medicine. Aside from his strong interests in sports medicine, having worked with athletes at the high school, collegiate, and professional levels, Dr. Sameul is also the founder of Foot & Ankle Specialists of Delaware County, LLC., since 1994, and has private offices in the Springfield Hospital Healthplex, Delaware County (610-328-9122) and in Crozer Chester Medical Center, Upland, PA.(610-619-7390). Dr. Samuel has again been named this year as one of the area's Top Docs and Surgeons, by The Main Line Today magazine. Dr. Sameul's practice includes family and general foot and ankle care, elective surgical reconstruction of the foot and ankle, trauma, foot and ankle sports injuries, and also does an extensive amount of diabetic wound care and limb salvage.

Dr. Sameul resides in West Chester, PA with his three sons Adam (18), Ethan (15), and Benjamin (13), and when not working enjoys, playing golf, fishing and skiing, with them, and supporting them in their school sports including Tennis, Baseball, and Wrestling.

**DR. SIDNEY M. JACOBY****TEAM ORTHOPAEDIC SURGEON**

Sidney M. Jacoby, MD is Associate Professor in the Department of Orthopedic Surgery at Thomas Jefferson University Hospital, in Philadelphia, Pennsylvania; and Chief of Hand Surgery and of Orthopedic Surgery at Phoenixville Hospital. Dr. Jacoby is a surgeon at The Philadelphia Hand Center and Director of Clinical Research at its subsidiary, the Hand Rehabilitation Foundation. Dr. Jacoby is also Instructor in Upper Extremity Anatomy at Jefferson Medical College. Dr. Jacoby received his MD from Jefferson Medical College at Thomas Jefferson University and completed an orthopedic surgery residency at Thomas Jefferson University, with additional fellowship training in hand, upper extremity and microvascular surgery at The Philadelphia and South Jersey Hand Centers, also at Thomas Jefferson University. Dr. Jacoby has authored numerous peer-reviewed scientific articles and book chapters and has presented original research at national and international conferences on hand and upper extremity surgery.





## DR. DEMETRI MENEGOS

### HEAD TEAM SPORTS MEDICINE DOCTOR



Dr. Menegos is entering his second season with the Soul. He is a graduate of Philadelphia College of Osteopathic Medicine and completed his Primary Care Sports Medicine Fellowship with the official healthcare provider of the New York Jets, Mount Sinai School of Medicine at Atlantic Health-Overlook. During his residency and fellowship, Dr. Menegos gained valuable experience covering college level sports teams for SetonHallUniversity, KeanUniversity, PrincetonUniversity, as well as the Universityof Pennsylvania.

He was one of three Fellows chosen nationally to present his concussion research at the American Osteopathic Academy of Sports Medicine's annual conference, published online by the Clinical Journal of Sport Medicine. He has served as a Sports Medicine Physician for WWE Wrestling, Penn Relays, the Mexican World Cup Soccer Team and Collegiate Rugby Championships. Currently, he serves as a Sports Medicine Physician for HarcumCollege, The Haverford School, Philadelphia University Rugby Club, Media Rugby Football Club, Philadelphia Hawks of the United States Australian Football League, Junior Lone Star FC of the National Premier Soccer League.

Dr. Menegos resides in Philadelphia, PA and can be seen daily at his office in the Lankenau Medical Center, Wynnewood, PA at 610-649-8055.

## VIRTUA CENTER OF SPORTS MEDICINE

### TEAM CONCUSSION DOCTORS



Virtua Center for Sports Medicine Enters its first year as the official Team Concussion Doctors of the Philadelphia Soul. Virtua's Concussion Management Program combines the expertise of Certified ImpACT Consultants and the advanced care of board certified neurologists and neuropsychologists. The Team Concussion Doctors include:


**Dr. Katie Gollotto:** Dr. Katie Gollotto is a non-operative sports medicine specialist. Dr. Gollotto attained her medical degree at the Philadelphia College of Osteopathic Medicine and completed her residency in physical medicine and rehabilitation at Temple University Hospital, where she served as chief resident and clinical instructor in her final year. Following this, she did a one year fellowship and attained her board certification in Sports Medicine. Dr. Gollotto strives to stay current with medical advances and has published at many national conferences in her field. Sports medicine has always been one of her passions and she understands the mindset of an athlete and the amount of dedication they have to reach their goals. Dr. Gollotto can be seen in her practice in Voorhees, NJ.

**Dr. Trina Lisko:** Dr. Lisko is Board Certified in Physical Medicine and Rehabilitation and completed her undergraduate degree in biological anthropology and anatomy at Duke University. Dr. Lisko received her medical degree from the University of Medicine and Dentistry of New Jersey, School of Osteopathic Medicine and completed her physical medicine and rehabilitation residency training at Temple University Hospital in Philadelphia. Dr. Lisko is well trained in all aspects of rehabilitation medicine including concussion management, musculoskeletal medicine, non-operative spine care, pain management, spasticity management and electrodiagnosis. Dr. Lisko can be seen in her office in Sewell, NJ and Cherry Hill, NJ.

**Dr. Jennifer Naticchia:** Dr. Naticchia is Board-Certified, fellowship trained in Sports Medicine treating active people of all ages. Dr. Naticchia earned her medical degree at Jefferson Medical College, followed by a family residency and a sports medicine fellowship at Thomas Jefferson University Hospital. She has worked with most of the professional sports teams in the Philadelphia area including the Philadelphia Eagles, Flyers and Kixx. Providing non-operative treatment of sports related injuries and conditions, she has a special interest in concussions, musculoskeletal injuries, joint pain, the female athlete triad and exercise based injury prevention. Dr. Naticchia can be seen in her office in Lumberton, NJ.

To schedule an appointment with any of these physicians, call 1-888-VIRTUA-3.





DAN RAUDABAUGH  
QUARTERBACK

## ALPHABETICAL ROSTER


NO.	NAME	POS	HT	WT	DOB	COLLEGE
1	Brackins, Larry	WR	6'4	221	11/5/1982	Pearl River C.C.
99	Brown, Morkeith	DL	6'5	255	2/21/1985	Temple
55	Carvalho, Brennan	OL	6'1	310	12/8/1986	Portland State
38	Cerami, Rudy	DL	6'3	315	12/26/1988	East Stroudsburg
97	Debose, Chauncey	DL	6'3	280	6/22/1988	Eastern Kentucky
92	Fance, Calvin	LB/DL	6'1	245	10/3/1987	Angelo State
18	Goosby, Joe	LB	6'1	235	9/6/1986	Tulane
47	Holman, Jason	OL/DL	6'3	295	4/28/1988	Winston-Salem
98	Jennings, Teddy	DL	6'6	260	3/15/1990	Connecticut
11	Jones, Tiger	WR	5'11	195	5/21/1982	Louisville
7	Kizer, Rayshaun	DB	5'10	190	2/3/1985	Walsh
2	Lacey, V'Keon	WR	6'4	220	8/8/1989	Angelo State
8	Langley, TJ	DL	6'5	290	7/28/1989	Arkansas Tech
3	Martinez, Carlos	K	5'8	175	6/4/1980	Buena Vista (IA)
19	McDaniel, Ryan	WR	6'3	198	9/8/1988	Samford
6	Perkins, Brandon	LB	6'2	240	3/1/1984	Kansas
15	Pray, Bryan	WR	5'8	175	1/12/1985	Pittsburg State
9	Randall, Bryan	QB	6'1	218	8/16/1983	Virginia Tech
5	Raudabaugh, Dan	QB	6'3	230	3/30/1987	Miami (OH)
12	Robinson, Bryan	DL	6'3	286	1/25/1986	Wesley
25	Romain, James	DB	5'9	170	8/6/1987	Delaware State
4	Ross, Derrick	FB	6'0	240	12/29/1984	Tarleton State
76	Smith, Adam	OL	6'5	320	4/9/1990	Western Kentucky
23	Stevenson, LaRico	DB	5'10	210	8/22/1984	West Georgia
69	Tribue, Wayne	OL	6'3	330	4/30/1990	Temple
28	Whitehurst, Kyle	DB	5'11	190	1/19/1982	Hampton

## NUMERICAL ROSTER

NO.	NAME	POS	HT	WT	DOB	COLLEGE
1	Brackins, Larry	WR	6'4	221	11/5/1982	Pearl River C.C.
2	Lacey, V'Keon	WR	6'4	220	8/8/1989	Angelo State
3	Martinez, Carlos	K	5'8	175	6/4/1980	Buena Vista (IA)
4	Ross, Derrick	FB	6'0	240	12/29/1984	Tarleton State
5	Raudabaugh, Dan	QB	6'3	230	3/30/1987	Miami (OH)
6	Perkins, Brandon	LB	6'2	240	3/1/1984	Kansas
7	Kizer, Rayshaun	DB	5'10	190	2/3/1985	Walsh
8	Langley, TJ	DL	6'5	290	7/28/1989	Arkansas Tech
9	Randall, Bryan	QB	6'1	218	8/16/1983	Virginia Tech
11	Jones, Tiger	WR	5'11	195	5/21/1982	Louisville
12	Robinson, Bryan	DL	6'3	286	1/25/1986	Wesley
15	Pray, Bryan	WR	5'8	175	1/12/1985	Pittsburg State
18	Goosby, Joe	LB	6'1	235	9/6/1986	Tulane
19	McDaniel, Ryan	WR	6'3	198	9/8/1988	Samford
23	Stevenson, LaRico	DB	5'10	210	8/22/1984	West Georgia
25	Romain, James	DB	5'9	170	8/6/1987	Delaware State
28	Whitehurst, Kyle	DB	5'11	190	1/19/1982	Hampton
38	Cerami, Rudy	DL	6'3	315	12/26/1988	East Stroudsburg
47	Holman, Jason	OL/DL	6'3	295	4/28/1988	Winston-Salem
55	Carvalho, Brennan	OL	6'1	310	12/8/1986	Portland State
69	Tribue, Wayne	OL	6'3	330	4/30/1990	Temple
76	Smith, Adam	OL	6'5	320	4/9/1990	Western Kentucky
92	Fance, Calvin	LB/DL	6'1	245	10/3/1987	Angelo State
97	Debose, Chauncey	DL	6'3	280	6/22/1988	Eastern Kentucky
98	Jennings, Teddy	DL	6'6	260	3/15/1990	Connecticut
99	Brown, Morkeith	DL	6'5	255	2/21/1985	Temple



## LARRY BRACKINS

WR  
1

HEIGHT: 6'4 | WEIGHT: 221  
 BIRTHDAY: NOVEMBER 5, 1982  
 HOMETOWN: DOTHAN, AL  
 COLLEGE: PEARL RIVER C.C.  
 AFL EXPERIENCE: 5

**AFL EXPERIENCE:** Played for the Soul (2011). Fourth on team in receiving with 492 yards in 41 attempts and 13 touchdowns. Recorded 10.5 total tackles and three assists (2011). Played for the Dallas Vigilantes (2010). Recorded 61 receptions for 734 yards and 20 touchdowns, 24 tackles, 11 assists, three forced fumbles, one fumble recovery and one kick return. Played for the Philadelphia Soul (2007-08), member of the ArenaBowl XXII champion team. Caught 107 receptions for 1,412 yards and 29 touchdowns throughout the regular season and added 20 receptions for 249 yards and five touchdowns in three playoff games (2008). Offensively recorded 56 passes for 786 yards and 20 touchdowns, and added 12.5 total tackles defensively (2007).

**OTHER PRO EXPERIENCE:** Signed by the UFL California Redwoods (2009). Signed with the New York Jets, but was released during final cuts (2008). Drafted in the fifth round by the NFL Tampa Bay Buccaneers (2005). Participated in the Buccaneers' training camp and preseason, where he caught two passes for 19 yards (2005)

**COLLEGE:** Started 23 games during his collegiate career (2003-04). Recorded 101 receptions for a total of 1,834 yards and 19 touchdowns. Awarded as an all-MACJC and All-Region 23 both years, and was named a First-Team NJCAA All-American his final season.

**CAREER TRANSACTIONS:**

2004 Finished playing Pearl River C.C.  
 2005 Tampa Bay Buccaneers (NFL)  
 Released from Buccaneers  
 2006 Tampa Bay Buccaneers (NFL)  
 Released from Buccaneers  
 2007 Assigned to PHILADELPHIA SOUL  
 2010 Assigned to Dallas Vigilantes (AFL)  
 Released from Vigilantes  
 2011-2014 Assigned to PHILADELPHIA SOUL

## RECEIVING STATISTICS

YEAR	TEAM	GP	REC	YDS	TD
2007	PHI	10	56	786	21
2008	PHI	15	107	1412	29
2010	DAL	12	61	734	20
2011	PHI	12	41	492	13
2012	PHI	9	20	149	12
2013	PHI	14	27	243	15
TOTALS		72	285	3573	95

## DEFENSIVE STATISTICS

YEAR	TEAM	GP	TACK	AST	SACK	PB	FF	FR	INT	YDS	TD
2007	PHI	10	11	5	0	0	0	0	0	0	0
2008	PHI	15	7	4	0	0	3	1	0	0	0
2010	DAL	12	6	2	0	0	0	0	0	0	0
2011	PHI	12	9	3	0	0	1	0	0	0	0
2012	PHI	9	15	4	0	0	0	0	0	0	0
2013	PHI	14	22	11	0	0	0	0	0	0	0
TOTALS		72	70	29	0	0	4	1	0	0	0

## INTERCEPTION RETURN STATISTICS

YEAR	TEAM	GP	RETURNS	YDS	TD
2013	PHI	14	2	28	0
TOTALS		14	2	28	0

## KICK RETURN STATISTICS

YEAR	TEAM	GP	RETURNS	YDS	TD
2008	PHI	15	1	0	0
2010	DAL	12	1	0	0
2012	PHI	9	1	5	0
2013	PHI	14	5	16	1
TOTALS		50	8	21	1



**MORKEITH BROWN**

**HEIGHT:** 6'5 | **WEIGHT:** 255  
**BIRTHDAY:** FEBRUARY 21, 1985  
**HOMETOWN:** HARRISBURG, PA  
**COLLEGE:** TEMPLE  
**AFL EXPERIENCE:** R

LB  
**99**



**OTHER PRO EXPERIENCE:** NFL Tampa Bay Buccaneers Camp (2012), NFL Cleveland Browns Camp (2012), NFL Philadelphia Eagles 2 workouts (2012).

**COLLEGE:** All MAC Honoree, Defensive Player of the Week (Oct. 15, 2011). Vern Smith Leadership Award Nominee.

**PERSONAL:** Graduated from Temple University in 2011 with a Liberal Arts Degree in Criminal Justice. He has a son, Dawsyn who is 5 years old. He enlisted in the Army and spent 14 months in Afghanistan in 2005. He attended Lackawanna College before transferring to Temple in 2007. Awards he received while in the Army include Support Operation Enduring Freedom, National Defense Service Medal, and Global War on Terrorism Service Medal, Army Service Ribbon, and Afghanistan Campaign Medal. His greatest moment outside of football is returning home from Afghanistan completely healthy. His biggest influences in life are his Uncle Keith and his Mother.

**SOUL FOOD:** Nicknames are Keith or Moe • Favorite Movie is Any Given Sunday • Favorite Food is his Mother's Cooking • Favorite TV Show is Martin • Favorite Athlete is Cam Newton • His Dream Vacation is to go to Brazil • Enjoys watching Redbox movies, playing Call of Duty and playing spades • In his free time he likes to spend time with his family • Quote: "It's never too late to be successful" • Bucket List Item: Take a cruise around the world.

**CAREER TRANSACTIONS**

2011 Finished playing at Temple University  
 2012 Tampa Bay Buccaneers Training Camp (NFL)  
 Cleveland Browns Training Camp  
 Philadelphia Eagles Work-outs  
 2013-2014 Assigned to PHILADELPHIA SOUL

**DEFENSIVE STATISTICS**


YEAR	TEAM	GP	TACK	AST	SACK	PB	FF	FR	INT	YDS	TD
2013	PHI	10	11	6	1.5	1	0	1	0	0	0
TOTALS		10	11	6	1.5	1	0	1	0	0	0



## BRENNAN CARVALHO

**HEIGHT:** 6'1 | **WEIGHT:** 310  
**BIRTHDAY:** DECEMBER 8, 1986  
**HOMETOWN:** KAPPA, HI  
**COLLEGE:** PORTLAND STATE  
**AFL EXPERIENCE:** 3

OL  
55



**AFL EXPERIENCE:** Arizona Rattlers (2010-2011) Recorded one reception for 21 yards, one rush for a touchdown, and was Second Team All-Arena.

**OTHER PRO EXPERIENCE:** NFL Green Bay Packers as a rookie free agent and assigned to the practice squad for the season (2008).

**COLLEGE:** Played at Portland State (2004-2007). Won Division I FCS Remington Award, which is given to the nation's best center (2007). Named first team All-Big Sky (2005-2007). Started 39 consecutive games. Participated in the Hula Bowl. Three time All-American and was First Team All-American (2007).

**PERSONAL:** Son of Bernard and Regina Carvalho. His father is the mayor of the island of Kauai. His hobbies are playing video games, diving and fishing.

**SOUL FOOD:** Favorite Movie is Nacho Libre • Favorite Foods are Lau Lau, Kalua pig and Poi with an extra side of Macaroni Salad • Favorite Athlete is Bo Jackson. Bucket List Item: Wants to win a championship

### CAREER TRANSACTIONS

2007 Finished playing at Portland State University  
 2008 Green Bay Packers, practice squad (NFL)  
 2009 Released from Packers  
 2010-2011 Assigned to Arizona Rattlers (AFL)  
 2011 Released from Rattlers  
 2012-2014 Assigned to PHILADELPHIA SOUL

### RECEIVING STATISTICS

YEAR	TEAM	GP	REC	YDS	TD
2010	ARI	1	1	21	0
TOTALS		1	1	21	0

### RUSHING STATISTICS

YEAR	TEAM	GP	ATT	YDS	AVG	TD
2010	ARI	1	1	1	1	1
TOTALS		1	1	1	1	1

### DEFENSIVE STATISTICS


YEAR	TEAM	GP	TACK	AST	SACK	PB	FF	FR	INT	YDS	TD
2011	ARI	1	0	1	0	0	0	0	0	0	0
TOTALS		1	0	1	0	0	0	0	0	0	0



## RUDY CERAMI

**HEIGHT:** 6'3 | **WEIGHT:** 315  
**BIRTHDAY:** DECEMBER 26, 1988  
**HOMETOWN:** ASTON, PA  
**COLLEGE:** EAST STROUDSBURG UNIVERSITY  
**AFL EXPERIENCE:** R

DL  
**38**



**PERSONAL:** Majored in Sociology and Criminal Justice. He is most influenced by his father. His goal in life is to make a living out of playing football. Greatest moment outside of football is graduating college.

**SOUL FOOD:** Favorite Food: Steak. Favorite TV Show: Duck Dynasty. Favorite Musical Group: Pearl Jam. Favorite Sports Team Growing Up: Philadelphia Eagles. His favorite hobbies include playing football, working out and learning about history. If he could have met anyone in history it would be George Washington. His one superstition is to never touch crutches unless he actually needs them.


### CAREER TRANSACTIONS:

2011 Finished playing at East Stroudsburg University  
 2014 Assigned to Philadelphia Soul (Rookie Season)

## CHAUNCEY DEBOSE

**HEIGHT:** 6'3 | **WEIGHT:** 280  
**BIRTHDAY:** JUNE 22, 1988  
**HOMETOWN:** EAST POINT, GA  
**COLLEGE:** EASTERN KENTUCKY  
**AFL EXPERIENCE:** R

DL  
**97**



**PERSONAL:** Majored in Criminal Justice. Father of Chauncey Jr age 7. Most influenced by his mother. His goal in life is to be successful and achieve his dreams. Greatest moment in sports was winning the PIFL Championships.

**SOUL FOOD:** Favorite TV Show: The Walking Dead. Favorite Food: Lasagna. Favorite Team Growing Up: Denver Broncos. Favorite Musical Group: Dru Hill. Nickname is Sack City. Favorite hobbies are listening to music, making music and walking nature trails. The one person in history he would have liked to meet is Dr. Martin Luther King Jr.

### CAREER TRANSACTIONS:

2011 Albany Panthers (PIFL)  
 2013 Released by Panthers  
 2014 Assigned to Philadelphia Soul



## CALVIN FANCE

**HEIGHT:** 6'1 | **WEIGHT:** 245  
**BIRTHDAY:** OCTOBER 3, 1987  
**HOMETOWN:** HOUSTON, TX  
**COLLEGE:** ANGELO STATE  
**AFL EXPERIENCE:** R

LB/DL  
**92**



**OTHER PRO EXPERIENCE:** LSLF New Mexico Stars (2012), CFL Saskatchewan Roughrider (2010-2011), IFL San Angelo Stampede (2010).

**PERSONAL:** Majored in Interdisciplinary Studies at Angelo State University. Went to Jersey Village High School and played football, did track and power lifting. His biggest influence in his life is his Mother; she keeps him motivated. Nickname is Pudge. Enjoys going out, watching movies, and playing PS3. His best non-athletic talent is cooking. His favorite aspects of playing football are the fans with their constant support and that he is able to travel all of the country.

**SOUL FOOD:** Favorite TV Show is Martin • Favorite Food is Chicken • Favorite Athlete is Ray Lewis • Favorite Sports Team Growing Up was the Houston Texans • Dream Vacation: Bahamas

### CAREER TRANSACTIONS:

2009 Finished playing at Angelo State University  
 2010 San Angelo Stampede IFL  
 Released from Stampede  
 2010-2011 Saskatchewan Roughrider CFL  
 Released from Roughriders  
 2012 New Mexico Stars LSLF  
 Released from Stars  
 2013-2014 Assigned to PHILADELPHIA SOUL

### DEFENSIVE STATISTICS

YEAR	TEAM	GP	TACK	AST	SACK	PB	FF	FR	INT	YDS	TD
2013	PHI	14	26	12	4.5	0	1	1	0	18	1
<b>TOTALS</b>		<b>14</b>	<b>26</b>	<b>12</b>	<b>4.5</b>	<b>0</b>	<b>1</b>	<b>1</b>	<b>0</b>	<b>18</b>	<b>1</b>






## JOE GOOSBY

**HEIGHT:** 6'1 | **WEIGHT:** 235  
**BIRTHDAY:** SEPTEMBER 6, 1986  
**HOMETOWN:** JERSEY VILLAGE, TX  
**COLLEGE:** TULANE  
**AFL EXPERIENCE:** 3

LB  
**18**



**AFL EXPERIENCE:** Dallas Vigilantes (2011) • Played only nine regular season and one playoff game due to injury • Finished fourth on the team with 51 tackles (43 solo), two interceptions and 15 pass breakups in nine starts.

**OTHER PRO EXPERIENCE:** IFL San Angelo Stampede Express (2010). AF2 Bossier-Shreveport Battle Wings (2009)

**COLLEGE:** Four-year letter winner. Tallied 100 tackles (60 solo) in 33 career games (2004-07). All-Conference USA selection (2006)

**PERSONAL:** Son of Sharon and Joe, Sr. Graduated with a degree in Media Arts. Played safety at Tulane. Lettered in football, basketball, and track in high school. Led district in assists twice in high school. Competed in the triple jump his freshman year at Tulane. Hobbies include reading and working with high school students on football and life lessons. Played baritone in concert band in middle school.

**SOUL FOOD:** Favorite Movies: Immortals, He Got Game and Training Day • Favorite Food: Mother's Broccoli, cheese and rice casserole. • Favorite Athlete: Michael Jordan • Favorite Car: Audi R8 • Bucket List Item: Climb Mt. Kilimanjaro.

### CAREER TRANSACTIONS:

2007 Finished playing at Tulane University  
 2009 Bossier-Shreveport Battle Wings (AF2)  
 Released from Battle Wings  
 2010 Stampede Express (IFL)  
 Released from Express  
 2011 Assigned to Dallas Vigilantes (AFL)  
 Released from Vigilantes  
 2012-2014 Assigned to PHILADELPHIA SOUL

### DEFENSIVE STATISTICS

YEAR	TEAM	GP	TACK	AST	SACK	PB	FF	FR	INT	YDS	TD
2011	DAL	9	43	16	0	3	1	1	1	17	0
2012	PHI	18	74	44	1.5	2	2	2	3	47	2
2013	PHI	18	52	33	3	8	1	3	4	84	2
<b>TOTALS</b>		<b>45</b>	<b>169</b>	<b>93</b>	<b>4.5</b>	<b>13</b>	<b>4</b>	<b>6</b>	<b>8</b>	<b>148</b>	<b>4</b>

### RETURNS


YEAR	TEAM	GP	RET	YDS	TDS
2012	PHI	18	3	17	0
2013	PHI	18	4	48	2
<b>TOTALS</b>		<b>36</b>	<b>7</b>	<b>65</b>	<b>2</b>



## JASON HOLMAN

HEIGHT: 6'3 | WEIGHT: 295  
 BIRTHDAY: APRIL 28, 1988  
 HOMETOWN: MIDLOTHIAN, VA  
 COLLEGE: WINSTON-SALEM  
 AFL EXPERIENCE: 2

OL/DL  
**47**



**AFL EXPERIENCE:** Jacksonville Sharks (2010-2012)

**OTHER PRO EXPERIENCE:** Hamilton Tiger Cats (2009) practice squad, and Richmond Revolution (2009)

**PERSONAL:** Majored in Sports Management. His biggest influences are his mother and father. His favorite part of the AFL experience is the interaction with all the players and fans

**SOUL FOOD:** Favorite TV Show: Martin. Favorite Food: Seafood and Steak. Favorite sports team growing up: Dallas Cowboys, NY Yankees and Chicago Bulls. Best non-athletic talent: Video games. Nickname is Holman or Hole. His hobbies are fishing and playing video games.

### CAREER TRANSACTIONS:

2007 Finished playing at Winston Salem  
 2009 Hamilton Tiger Cats and Richmond Revolution  
 2010-2012 Jacksonville Sharks  
 2014 Assigned to Philadelphia Soul

### RUSHING STATISTICS

YEAR	TEAM	RUSHES	YDS	TD
2012	JAX	6	23	0
TOTALS		6	23	0

### DEFENSIVE STATISTICS

YEAR	TEAM	TCK	AST	SACK	PB	FF	FR	BLK	INT	YDS	TD
2008	GRR	4	2	0.0	0	0	0	0	0	0	0
2011	JAX	8	8	5.0	1	2	0	0	0	0	0
2012	JAX	11	4	3.5	0	0	0	1	0	0	0
TOTALS		23	14	8.5	1	2	0	1	0	0	0

## TEDDY JENNINGS

HEIGHT: 6'6 | WEIGHT: 260  
 BIRTHDAY: MARCH 15, 1990  
 HOMETOWN: WORTHINGTON, OH  
 COLLEGE: CONNECTICUT  
 AFL EXPERIENCE: R

DL  
**98**




**PERSONAL:** Majored in Economic Geography and Political Science. His goal in life is to be the best person I can be. His biggest influences in life are parents

**SOUL FOOD:** Favorite TV Show: Breaking Bad. Favorite Food: Chicken and protein drinks. Favorite sports team: Detroit Pistons. Favorite Musical Group: Gucci Mane. His hobbies are lifting weights and hanging out with friends.



## ANTHONY JONES

**HEIGHT:** 5'11 | **WEIGHT:** 195  
**BIRTHDAY:** MAY 21, 1982  
**HOMETOWN:** MOBILE, AL  
**COLLEGE:** LOUISVILLE  
**AFL EXPERIENCE:** 4

WR  
11

**AFL EXPERIENCE:** Named Cutter's AFL Wide Receiver of the Year and First Team All-Arena for Dallas Vigilantes (2011). Caught 171 passes for 2,232 yards and 42 touchdowns. No. 1 in the AFL receiving yards per game (124.0), receptions, and yards while scoring the fifth-most touchdown receptions. Played for Milwaukee Iron (2010). Named Second Team All-Arena and was on the receiving end of 125 passes for 1,810 yards and 42 touchdowns, finished in the top of the AFL in all three categories. Started AFL career with the Doug Plank-led Georgia Force (2008). Didn't play until fifth week of the season and recorded 1,217 yards and 30 touchdowns. Named to All-Rookie team.

**OTHER PRO EXPERIENCE:** Played for Louisville Fire in af2 (2007). Caught 142 passes for 1,897 yards and 37 touchdowns. Set Fire single-season record for receiving yards. Signed by the CFL BC Lions and made it to final roster cut (2006). Signed with the Washington Redskins (2005), but released before training camp.

**COLLEGE:** Played under current Arkansas head coach Bobby Petrino at University of Louisville (2001-2004). Caught 26 passes for 326 yards and four touchdowns during his three-year, 51-game career. Member of 2001 Liberty and 2002 GMAC Bowl teams.

**PERSONAL:** Son of Anthony and Nadine Jones. Has two younger brothers, Phelon and Carvel, who played at Alabama and Troy state respectively. Four-year letter winner in high school. Earned a First-Team All-Southern Region selection on defense and was an Honorable Mention All-State on offense. All-State track star during his freshman year. Nickname "Tiger" was given to him by his father. His non-athletic talent is playing the keyboard.

**SOUL FOOD:** Favorite Movie: Friday • Favorite Food: Lasagna • Favorite Athlete: Deion Sanders • Favorite Music Genre: R&B • Dream Vacation: Go to Hawaii.

**CAREER TRANSACTIONS:**

2004 Finished playing at University of Louisville  
 2005 Washington Redskins, undrafted rookie free agent (NFL)  
 Released by Redskins  
 2006 BC Lions, training camp (CFL)  
 Released by Lions

2007 Louisville Fire (AF2)  
 2008 Released by Fire  
 2008 Reassigned to Georgia Force (AFL)  
 Released from Force  
 2010 Assigned to Milwaukee Iron (AFL)  
 Released from Iron  
 2011 Assigned to Dallas Vigilantes (AFL)  
 Released from Vigilantes  
 2012 Assigned to PHILADELPHIA SOUL  
 2012 Philadelphia Eagles Training Camp (NFL)  
 2013-2014 Assigned to PHILADELPHIA SOUL

## RECEIVING STATS

YEAR	TEAM	GP	REC	YDS	TD
2008	GEO	12	96	1214	29
2010	MIL	16	125	1810	42
2011	DAL	18	170	2225	42
2012	PHI	16	133	2011	47
2013	PHI	18	150	2121	37
<b>TOTALS</b>		<b>80</b>	<b>674</b>	<b>9380</b>	<b>197</b>

## RUSHING STATS

YEAR	TEAM	GP	ATT	YDS	AVG	TD
2008	GEO	12	6	19	3.2	0
2010	MIL	16	13	47	3.6	4
2011	DAL	18	3	-1	-0.3	0
2012	PHI	16	2	-3	-1.5	0
2013	PHI	18	3	5	1.7	2
<b>TOTALS</b>		<b>80</b>	<b>27</b>	<b>67</b>	<b>2.48</b>	<b>6</b>

## DEFENSIVE STATS


YEAR	TEAM	GP	TACK	AST	SACK	PB	FF	FR	INT	YDS	TD
2008	GEO	12	4	1	0	0	0	0	0	0	0
2010	MIL	16	2	2	0	0	0	0	0	0	0
2011	DAL	18	3	1	0	0	0	1	0	0	0
2012	PHI	16	3	0	0	0	1	0	0	0	0
<b>TOTALS</b>		<b>62</b>	<b>12</b>	<b>4</b>	<b>0</b>	<b>0</b>	<b>1</b>	<b>1</b>	<b>0</b>	<b>0</b>	<b>0</b>



## RAYSHAUN KIZER

**HEIGHT:** 5'10 | **WEIGHT:** 190  
**BIRTHDAY:** FEBRUARY 3, 1985  
**HOMETOWN:** EUCLID, OH  
**COLLEGE:** WALSH  
**AFL EXPERIENCE:** 3

DB  
7



**AFL EXPERIENCE:** Orlando Predators (2010-11) • Broke the AFL single season record for interceptions with 16 (2011) • Led Predators in tackles with 108.0 (100 solo) while playing in every game for Orlando, including its playoff game (2011) • Led AFL in interceptions (12) his rookie season (2010)

**OTHER PRO EXPERIENCE:** AF2 Green Bay Blizzard (2009) • Recorded 65 tackles, four interceptions, 15 pass breakups and two fumble recoveries • Signed to the practice squad of Montreal Alouettes and Hamilton Tiger-Cats (2011) • Member of Montreal Alouettes (2008) • Member of New York Jets as undrafted free agent and played in three of the four preseason games (2007).

**COLLEGE:** Three-year starter at Walsh (2003-06) • Ranks No. 3 on Walsh's all-time interceptions list with 14 • Returned five interceptions for touchdowns • First Team All-American and First Team All-Conference during senior season • Second team All-Conference as a junior • First team All-Conference during sophomore season.

**PERSONAL:** Son of Caren and Anthony Kizer • Father of Rayshaun, Jr. • Graduated with Computer Science degree.

**SOUL FOOD:** Nickname is "Ball Hawk" • Favorite food is Shrimp Alfredo • Favorite athletes are Michael Jordan and Deion Sanders • Favorite show is Everybody Hates Chris • Hobbies include spending time with his family, working on computers, drawing, and trying new things. • Dream Vacation: Bahamas • Favorite Car: Audi a8 • Bucket List Item: Travel abroad.

### CAREER TRANSACTIONS:

2006 Finished playing at Walsh University  
 2007 New York Jets, preseason (NFL)  
 Released from Jets  
 2007 Montreal Alouettes (CFL)  
 2008 Released from Alouettes  
 2009 Green Bay Blizzard (AF2)  
 Released from Blizzard  
 2010-11 Assigned to Orlando Predators (AFL)  
 2011 Montreal Alouettes, practice squad (CFL)  
 Released from Alouettes  
 2011 Hamilton Tiger-Cats (CFL)  
 Released from Tiger-Cats  
 2012-2014 Assigned to PHILADELPHIA SOUL

### DEFENSIVE STATISTICS

YEAR	TEAM	GP	TACK	AST	SACK	PB	FF	FR	INT	YDS	TD
2010	ORL	14	57	12	0	10	1	3	12	148	1
2011	ORL	18	100	16	0	14	2	1	16	233	3
2012	PHI	18	72	18	0	30	2	2	11	195	2
2013	PHI	18	78	8	0	25	1	3	9	96	1
TOTALS		68	307	54	0	79	6	9	48	576	6

### KICK RETURN STATISTICS

YEAR	TEAM	GP	RETURNS	YDS	TD
2010	ORL	14	1	0	0
2011	ORL	18	1	12	0
2012	PHI	18	1	0	0
TOTALS		50	3	12	0



## V'KEON LACEY

HEIGHT: 6'4 | WEIGHT: 220  
 BIRTHDAY: AUGUST 8, 1989  
 HOMETOWN: ARLINGTON, TX  
 COLLEGE: ANGELO STATE  
 AFL EXPERIENCE: 1

WR  
 2



**AFL EXPERIENCE:** Jacksonville Sharks (2012)

**OTHER PRO EXPERIENCE:** Cedar Rapids Titans (2013)

**COLLEGE:** Played under coach Dale Carr

**PERSONAL:** Majored in Interdisciplinary Studies. Most influenced by his mother. His main goal in life is to fulfill his potential and continue to work hard. His advice to youngsters is to find a passion and work hard to achieve it.

**SOUL FOOD:** Favorite Food: Pizza. Favorite Musical Group: Drake. Favorite Sports Team Growing Up: Dallas Cowboys. Favorite TV Show: Suites. Nickname is Lace. Hobbies include watching movies and socializing. Greatest talent outside of sports is graphic design. Nobody knows how much he likes eating pizza.


### DEFENSIVE STATISTICS

YEAR	TEAM	TACK	AST	SACK	PB	FF	FR	BLK	INT	YDS	TD
2012	JAX	0	1	0.0	0	0	0	0	0	0	0
TOTALS		0	1	0.0	0	0	0	0	0	0	0

## TJ LANGLEY

HEIGHT: 6'5 | WEIGHT: 290  
 BIRTHDAY: JULY 28, 1989  
 HOMETOWN: HUGO, OK  
 COLLEGE: ARKANSAS TECH  
 AFL EXPERIENCE: 1

DL  
 8



**OTHER PRO EXPERIENCE:** 2012 Jacksonville Sharks

**PERSONAL:** Majored in Recreation and Fitness. Person who has influenced him most in life is his mother. His goal in life is to open his own gym.

**SOUL FOOD:** Favorite TV Show: ESPN First Take. Favorite Food: Subway sandwich. Favorite Sports Team Growing Up: Oklahoma Sooners. Favorite Song to Sing in the Shower: A Good Day to Die. Hobbies include working out, walking his dog, and spending time with his son. His greatest moment outside of sports is his son being born. The one person in history he would have liked to meet is Dr. Martin Luther King Jr. His mentor is life is his mother because she is the strongest person he knows.

### CAREER TRANSACTIONS:

2010 Finished playing at Arkansas Tech  
 2012 Assigned to Jacksonville Sharks  
     Traded to PHILADELPHIA SOUL  
 2013 Traded to Orlando Predators  
 2014 Traded to Philadelphia SOUL

### DEFENSIVE STATISTICS

		TACK	AST	SACK	PB	FF	FR	BLK	INT	YDS	TDS
2012	JAX	7	1	1.0	0	0	0	0	0	0	0
2012	PHI	4	5	2.0	0	0	1	0	0	0	0
TOTALS		11	6	3.0	0	0	1	0	0	0	0



# CARLOS MARTINEZ

HEIGHT: 5'8 | WEIGHT: 175


BIRTHDAY: JUNE 4, 1980

HOMETOWN: OMAHA, NEBRASKA

COLLEGE: BUENA VISTA (IA)

AFL EXPERIENCE: 4

K  
3



**AFL EXPERIENCE:** Georgia Force (2011-2012) AFL Napa Kicker of the Year and 1st Team All-Arena (2011), Orlando Predators (2010) 2nd Team All-Arena, Georgia Force (2007-2008), Dallas Desperados (2004-2006).

**OTHER PRO EXPERIENCE:** UFL Florida Tuskers (2010), AIFA Columbus Lions (2009) Kicker of the Year, NFL Kansas City Chiefs (2009) worked out and Veterans Mini-Camp, NFL Dallas Cowboys (2006-2007) practice squad, NFL Atlanta Falcons (2006) pre-season camp, NFL Tampa Bay Buccaneers (2004), NFL Philadelphia Eagles (2003), AF2 Fresno Frenzy (2002).

**COLLEGE:** Three-time All-America selection and earned Division III Kicker of the Year honors as a junior. Ranks second all-time in NCAA Division II history in field goals made with 48. Named the NCAA Division III Kicker of the Year and as a junior and named the team Special Teams Player of the Year.

**PERSONAL:** Received a Bachelor's degree in Sports Management with a minor in Business Administration. Married to Nicole and they have a three month old son Chase. Currently a Branch Manager at Enterprise Rental Car. Wrestled growing up and won states his senior year of High School.

**SOUL FOOD:** Nickname is Los • Favorite TV is Catfish • Favorite genre of music is rap • Favorite food is Mexican • Favorite sports team growing up was the Los Angeles Lakers • Nobody knows how much he likes to do MMA training • Best non-athletic talent is juggling • Favorite part of the AFL experience is fan interaction and being able to score a lot • Favorite Movie: Bad Boys • Favorite Athlete: Kobe Bryant • Bucket List Item: Go to the Seven Wonders of the World • Dream Vacation: Somewhere with clear water • Favorite Car: GT Shelby 500 SuperSnake Ford Mustang.

### CAREER TRANSACTIONS:

2001 Finished playing at Buena Vista University  
 2002 Fresno Frenzy, 8 games (AF2)  
 Released from Frenzy  
 2003 Philadelphia Eagles, pre-season (NFL)  
 Released from Eagles  
 2004 Tampa Bay Buccaneers (NFL)  
 Released from Buccaneers  
 2004-2006 Assigned to Dallas Desperados (AFL)  
 2006 Released from Desperados  
 2006 Atlanta Falcons, pre-season camp (NFL)  
 2006-2007 Dallas Cowboys, practice squad (NFL)

2007 Released from Cowboys  
 2007-2008 Assigned to Georgia Force (AFL)  
 Released from Force  
 2009 Kansas City Chiefs (NFL)  
 Released from Chiefs  
 2010 Assigned to Orlando Predators (AFL)  
 Released from Predators  
 2010 Florida Tuskers (UFL)  
 Released from Tuskers  
 2011-2012 Assigned to Georgia Force (AFL)  
 2012 Released from Force  
 2013 Assigned to PHILADELPHIA SOUL

### KICKING STATS

YEAR	TEAM	GP	FGM	FGA	PAT	ATT
2004	DAL	6	3	10	30	34
2005	DAL	16	13	31	111	118
2006	DAL	16	8	14	117	130
2007	GEO	7	3	5	47	55
2008	GEO	16	5	9	112	127
2010	ORL	16	12	23	103	114
2011	GEO	17	11	19	113	124
2012	GEO	18	13	23	97	109
2013	PHI	18	6	7	126	140
<b>TOTALS</b>		<b>130</b>	<b>74</b>	<b>141</b>	<b>856</b>	<b>951</b>

### DEFENSIVE STATS

YEAR	TEAM	GP	TACK	AST	SACK	PB	FF	FR	INT	YDS	TD
2004	DAL	6	6	2	0	0	0	0	0	0	0
2005	DAL	16	10	6	0	0	0	0	0	0	0
2006	DAL	16	8	3	0	0	0	0	0	0	0
2007	GEO	7	1	1	0	0	0	0	0	0	0
2008	GEO	16	13	1	0	0	0	0	0	0	0
2010	ORL	16	12	2	0	0	0	0	0	0	0
2011	GEO	17	4	2	0	0	0	0	0	0	0
2012	GEO	18	9	0	0	0	0	1	0	0	0
2013	PHI	18	14	1	0	0	1	0	0	0	0
<b>TOTALS</b>		<b>130</b>	<b>77</b>	<b>18</b>	<b>0</b>	<b>0</b>	<b>1</b>	<b>1</b>	<b>0</b>	<b>0</b>	<b>0</b>

### PASSING STATS


YEAR	TEAM	GP	COMP	ATT	%	YDS	TD	INT	RAT.
2004	DAL	6	0	1	0	0	0	0	39.58
<b>TOTALS</b>		<b>6</b>	<b>0</b>	<b>1</b>	<b>0</b>	<b>0</b>	<b>0</b>	<b>0</b>	<b>39.58</b>



## RYAN MCDANIEL

**HEIGHT:** 6'3 | **WEIGHT:** 198  
**BIRTHDAY:** SEPTEMBER 8, 1988  
**HOMETOWN:** BUFORD, GA  
**COLLEGE:** SAMFORD  
**AFL EXPERIENCE:** 2

WR  
**19**



**OTHER PRO EXPERIENCE:** Other Pro Experience: Knoxville NightHawks PIFL (2012), All-PIFL second team (2012), caught 71 passes for a total of 768 yards and 14 touchdowns. His longest touchdown reception of the year was 37 yards, and he averaged 69 yards per game. Highest receiving yards and most catches on the team.

**PERSONAL:** Nickname is RyMc. Majored in Psychology. Currently is a Personal Trainer and his goal in life is to own his own gym someday. His biggest influences are his mother and father. Hobbies are playing video games, working out and hanging out with friends.

**SOUL FOOD:** Favorite TV Show: Family Guy - Favorite Food: Lasagna - Favorite Sports Team Growing Up: Atlanta Falcons - Bucket List item: Learn how to play the guitar and go skydiving.

### CAREER TRANSACTIONS:

2010 Finished playing at Samford University  
 2012 Knoxville NightHawks (PIFL)  
     Released from Nighthawks  
 2012-2014 Assigned to PHILADELPHIA SOUL

### RUSHING STATISTICS

YEAR	TEAM	GP	ATT	YDS	AVG	TD
2013	PHI	12	9	30	3.3	1
<b>TOTALS</b>		12	9	30	3.3	1

### RECEIVING STATISTICS

YEAR	TEAM	GP	REC	YDS	AVG	TD
2013	PHI	12	65	819	12.6	21
<b>TOTALS</b>		12	65	819	12.6	21

### DEFENSIVE STATISTICS

YEAR	TEAM	GP	TACK	AST	SACK	PB	FF	FR	INT	YDS	TD
2013	PHI	12	5	2	0	0	0	1	0	0	0
<b>TOTALS</b>		12	5	2	0	0	0	1	0	0	0


### KICK RETURN STATISTICS

YEAR	TEAM	GP	RET	YDS	AVG	TD
2013	PHI	12	3	7	2.3	0
<b>TOTALS</b>		12	3	7	2.3	0



# BRANDON PERKINS

LB  
6



**HEIGHT:** 6'2 | **WEIGHT:** 240  
**BIRTHDAY:** MARCH 1, 1984  
**HOMETOWN:** HOUSTON, TX  
**COLLEGE:** KANSAS  
**AFL EXPERIENCE:** 5

**AFL EXPERIENCE:** Philadelphia Soul (2011) recorded 51.5 tackles (42 solo), 8.5 tackles for loss, and 5.5 sacks, Oklahoma City Yard Dawgz (2010) where he tallied 14.5 tackles and 2.5 sacks in 6 games, Los Angeles Avengers (2007-08) recorded 52 tackles, five sacks and two forced fumbles and as a rookie he tallied 31 tackles, and an interception in playoffs.

**OTHER PRO EXPERIENCE:** CFL Saskatchewan Roughriders, training camp (2009)

**COLLEGE:** Tied for third on the all-time school sack list with 20 during his 46 games at Kansas. Recorded five sacks in a single game his senior season against Louisiana Tech, a school single-game record (2005)

**PERSONAL:** Graduated with a degree in American Studies with a concentration in Entrepreneurship. Married to Stefanie Perkins, has two daughters Ariya and Kaidyn. His biggest influences in life are his parents, Marry and Willis.

**SOUL FOOD:** His nickname is "Perk". In his free time he enjoys listening to music and spending time with his family. The best player he has ever faced in his football career was Adrian Peterson. His greatest moment outside of sports was seeing the birth of his daughters and the greatest in sports was when his team at Kansas University ended a 36 year losing streak to Nebraska. His best non-athletic talent is juggling. Favorite Athlete: Michael Jordan. Favorite TV Show: Martin. Favorite Music Artist: Jagged Edge or Dru Hill. Favorite Food: Mother's broccoli and cheese casserole. Favorite Genre: R&B.

### CAREER TRANSACTIONS:

2005 Finished playing at University of Kansas  
 2007-2008 Assigned to Los Angeles Avengers (AFL)  
 2008 Released from Avengers, Team Folded  
 2009 Saskatchewan Roughriders Training Camp (CFL)  
 2010 Assigned to Oklahoma City Yard Dawgz (AFL)  
     Released from Yard Dawgz  
 2011-2014 Assigned to PHILADELPHIA SOUL

### RECEIVING STATS

YEAR	TEAM	GP	REC	YDS	TD
2008	LA	15	2	8	1
<b>TOTALS</b>		15	2	8	1

### RUSHING STATS

YEAR	TEAM	GP	ATT	YDS	AVG	TD
2008	LA	15	1	2	2	1
<b>TOTALS</b>		15	1	2	2	1

### DEFENSIVE STATS


YEAR	GP	TACK	AST	SACK	PB	FF	FR	INT	YDS	TD
2007	LA	15	21	21	0	1	0	1	1	0
2008	LA	15	34	36	5	3	2	1	0	0
2010	OKC	6	8	13	1.5	6	0	1	0	0
2011	PHI	17	51.5	19	5.5	3	2	3	1	5
2012	PHI	11	16	4	4	1	0	0	0	0
2013	PHI	18	25	14	4.5	0	0	1	0	0
<b>TOTALS</b>	82	155.5	107	20.5	14	4	7	2	5	0

### RETURN STATISTICS

YEAR	TEAM	GP	RETURNS	YDS	TD
2012	PHI	11	2	17	0
2013	PHI	18	1	35	1
<b>TOTALS</b>		11	2	17	0





**BRYAN PRAY****WR**  
**15**

**HEIGHT:** 5'8 | **WEIGHT:** 175  
**BIRTHDAY:** JANUARY 12, 1985  
**HOMETOWN:** WEST ALLIS, WI  
**COLLEGE:** PITTSBURG STATE  
**AFL EXPERIENCE:** R

**OTHER PRO EXPERIENCE:** Cedar Rapids Titans (2013), Green Bay Blizzard (2011-12), West Michigan Thunderhawks (2010)

**COLLEGE:** 2nd Team All MIAA, 1st Team All Region, 2nd/3rd Team All-American

**PERSONAL:** Majored in Criminal Justice. Currently attending Marion University to finish up his degree. The person who has influenced him most in life is his grandmother. His goal in life is to provide for his family. Advice to youngsters is stay focused, stay in school and take advantage of opportunities given.

**SOUL FOOD:** Favorite Food: Anything Italian. Favorite TV Show: Criminal Minds. Favorite Musical Group: Prince Radio on Pandora. Favorite team growing up: Miami Dolphins, LA Lakers. Nickname is Praymaker. Hobbies include dinner dates with his wife and video games. Nobody knows how much he likes to write recaps of dynasty games on Madden. His greatest moment outside of sports was getting married.

**CAREER TRANSACTIONS:**

2010 West Michigan Thunderhawks  
2011-2012 Green Bay Blizzard  
2013 Cedar Rapids Titans

**BRYAN RANDALL****QB**  
**9**

**HEIGHT:** 6'2 | **WEIGHT:** 220  
**BIRTHDAY:** AUGUST 16, 1983  
**HOMETOWN:** WILLIAMSBURG, VA  
**COLLEGE:** VIRGINIA TECH  
**AFL EXPERIENCE:** 1

**AFL EXPERIENCE:** Pittsburgh Power (2012)

**OTHER PRO EXPERIENCE:** Laredo Rattlesnakes (2013), Richmond Raiders (2011). 2013 LSFL MVP

**COLLEGE:** Played under coach Frank Beamer at Virginia Tech. ACC player of the year (2004-2005). Also played Basketball.

**PERSONAL:** Majored in Sociology with a Masters in Health and Nutrition. Persons who influence him the most are his mother and father. Goal in life is to fulfill the purpose God has for him.

**SOUL FOOD:** Favorite Food: Mom's fried chicken and seafood. Favorite sports team growing up: Pittsburgh Steelers and Chicago Bulls. Favorite song to sing in the shower: Gospel music. Best non-athletic talent: playing the keyboard. Nickname is B-Ran. Hobbies include watching movies, golf and video games. In order to improve as a player he needs to study and be a sponge of all knowledge around him.

**CAREER TRANSACTIONS:**

2011 Richmond Raiders  
2012 Pittsburgh Power (AFL)  
2013 Laredo Rattlesnakes (LSFL)  
2014 Signed with the Philadelphia Soul

**PASSING STATISTICS**

YEAR	TEAM	COMP	ATT	%	YDS	TD	IN	RAT
2012	PIT	175	258	62.9	2142	39	9	108.2
TOTALS		175	258	62.9	2142	39	9	108.2

**RUSHING STATS**

YEAR	TEAM	ATT	YDS	AVG	TD
2012	PIT	17	70	4.1	3
TOTALS		17	70	4.1	3



# DAN RAUDABAUGH

**HEIGHT: 6'3 | WEIGHT: 230**  
**BIRTHDAY: MARCH 30, 1987**  
**HOMETOWN: COPPELL, TEXAS**  
**COLLEGE: MIAMI (OH)**  
**AFL EXPERIENCE: 3**

QB  
5



**AFL EXPERIENCE:** Dallas Vigilantes (2010-2011) where he led the team to AFL Playoffs (2011), overall stats for the 2 years with the Vigilantes: threw for 5,183 yards, 100 touchdowns, 18 interceptions and completed 64 percent of his attempts in first full season as a starter. Won 2011 Week 8 Offensive Player of the Week honors after completing 29 of 35 passes for 377 yards and seven touchdowns against the Kansas City Command. Took over starting job with two games remaining in 2010 season in Dallas.

**COLLEGE:** Was a starter in each of his four letter-winning seasons (2006-2009) at Miami (OH). Ranks No. 5 in school history in passing yards with 5,352, No. 3 in school history in both completions with 511 and pass attempts with 91.

**PERSONAL:** Nickname is Red. Son of Gregg and Bonnie Raudabaugh. Majored in History at Miami (OH). Played high school baseball and was named District 6 AAAAA Pitcher of the Year in high school. In his spare time he enjoys working out and spending time with family and friends.

**SOUL FOOD:** Favorite Movies: Jaws, Goodfellas, and Anchorman - Favorite Food: Steak and Potatoes - Favorite Athlete Growing Up: Michael Jordan and Troy Aikman - Bucket List Item: Learn how to play the guitar and go skydiving

### CAREER TRANSACTIONS:

2009 Finished playing at Miami (OH)  
 2010-2011 Assigned to Dallas Vigilantes (AFL)  
 2011 Released from Vigilantes  
 2012-2014 Assigned to PHILADELPHIA SOUL

### PASSING STATS

YEAR	TEAM	GP	COMP	ATT	%	YDS	TD	INT	RAT.
2010	DAL	2	31	46	67.4	442	10	1	128.8
2011	DAL	18	360	557	64.6	4741	90	17	118.27
2012	PHI	18	362	540	67	4791	115	18	120.6
2013	PHI	18	390	573	68.1	4699	96	14	122.37
TOTALS		56	1143	1716	66.6	14673	311	50	122.5

### RECEIVING STATS

YEAR	TEAM	GP	REC	YDS	TD
2011	DAL	18	1	21	1
TOTALS		18	1	21	1

### RUSHING STATS

YEAR	TEAM	GP	ATT	YDS	AVG	TD
2010	DAL	2	2	-2	-1	0
2011	DAL	18	15	8	0.5	0
2012	PHI	18	13	-6	-2.2	2
2013	PHI	18	9	-18	-2	0
TOTALS		56	39	-4.5	-1.2	2

### DEFENSIVE STATS

YEAR	TEAM	GP	TACK	AST	SA	FF	FR	INT	YDS	TD
2011	DAL	18	0	0	0	0	1	0	0	0
2013	PHI	18	2	0	0	0	0	0	0	0
TOTALS		18	2	0	0	0	1	0	0	0



## BRYAN ROBINSON

**HEIGHT:** 6'3 | **WEIGHT:** 286  
**BIRTHDAY:** JANUARY 25, 1986  
**HOMETOWN:** CAMDEN, DE  
**COLLEGE:** WESLEY  
**AFL EXPERIENCE:** 5

DL  
12



**AFL EXPERIENCE:** Kansas City Command (2011). Recorded 29.5 tackles (26 solo), 15 tackles for loss and nine sacks. Won Co-Defensive Player of the Week after a four tackle, four sack and one blocked kick performance against the Spokane Shock in Week 12 (2011)  
 · Played for both the Milwaukee Mustangs and Cleveland Gladiators (2010)

**OTHER PRO EXPERIENCE:** CFL Hamilton Tiger-Cats, UFL New York Sentinels (2010)  
 · Made it to final cuts with NFL's Arizona Cardinals (2008)

**COLLEGE:** Played four years on the Wesley defensive line. Racked up 92.5 tackles and 47.5 sacks, both school and Atlantic Central Football Conference records. Named First Team All-ACFC four times and ACFC Defensive Player of the Year three times

**PERSONAL:** Graduated from Wesley College with degree in Physical Education with a concentration in Sport Management. He's the son of Phyllis and Jackie Robinson, his father is his biggest influence. He's married to Dawn Robinson and has two children, Jada and CJ. His goal in life is, "to be the best father, husband, and person that he can be, in that order."

**SOUL FOOD:** His nickname is "B-Rob". In his free time he plays video games with his daughter, listens to music, and watches movies. His best non-athletic talent is playing Just Dance on Wii. A superstition he has, is showering before dressing for a game. His greatest moments outside of sports were the birth of his children and his wedding day. His greatest moment in sports was winning MVP of the 1st ever China arena football game. He considers playing in Philadelphia to be a dream come true. Favorite Movie: Harlem Nights. Favorite Food: Pizza. Favorite Team Growing Up: Baltimore Ravens. Favorite Musical Group: YMCMB. Favorite TV Show: Game of Thrones. Dream Vacation: An island that is quiet and has no rain.

### CAREER TRANSACTIONS:

2007 Finished playing at Wesley College  
 2008 Arizona Cardinals, undrafted rookie free agent (NFL)  
 Released from Cardinals  
 2009 Hamilton Tiger-Cats, practice squad (CFL)  
 Released from Tiger-Cats  
 2009 New York Sentinels (UFL)  
 Released from Sentinels  
 2010 Assigned to Milwaukee Mustangs (AFL)  
 Released from Mustangs  
 2010 Assigned to Cleveland Gladiators (AFL)  
 Released from Gladiators  
 2011 Assigned to Kansas City Command (AFL)  
 Released from Command  
 2012-2014 Assigned to PHILADELPHIA SOUL

### DEFENSIVE STATISTICS

YEAR	TEAM	TACK	AST	SACK	PB	FF	FR	BLK	INT	YDS	TD
2010	MIL	9	3	1.0	1	0	0	0	0	0	0
2010	CLE	7	2	0.0	0	0	0	0	0	0	0
2011	KC	24	8	8.0	5	0	0	5	0	0	0
2012	PHI	32	8	9.0	3	5	1	6	0	0	0
2013	PHI	35	13	11.0	3	2	0	6	0	0	0
<b>TOTALS</b>		<b>107</b>	<b>34</b>	<b>29.0</b>	<b>12</b>	<b>7</b>	<b>1</b>	<b>17</b>	<b>0</b>	<b>0</b>	<b>0</b>



## JAMES ROMAIN

DB  
25

HEIGHT: 5'9 | WEIGHT: 170

BIRTHDAY: AUGUST 6, 1987

HOMETOWN: FAROCKAWAY QUEENS, NY

COLLEGE: DELAWARE STATE

AFL EXPERIENCE: 2

**OTHER PRO EXPERIENCE:** IFL Green Bay Blizzards (2012), IFL Fairbanks Grizzlies (2011) Runner up for Rookie of the Year and 1st Team IFL.

**COLLEGE:** He was named Delaware State's Defensive Most Valuable Player as a senior and finished with 47 tackles, 20 passes defended, 13 passes broken up and four interceptions. At Junior College (Hudson Valley CC) he got 1st Team All-American (2005).

**PERSONAL:** He received an Associate's degree from Hudson Valley Community College in Social Science, then attended Delaware State University. While there he majored in Mass Communication and received his bachelor's degree in Broadcast Journalism. His biggest influences in his life are his mother, Delaware State Coach Al Lavan, his younger brother and sister, and two nephews.

**SOUL FOOD:** Nickname is Jae-Ro. In his free time he enjoys watching movies, reading, writing music, and beat making. The best player he's ever faced in a game was Joe Flacco or Aaron Valentine. Best non-athletic talent is drawing and being creative. Favorite Artist: Jay-Z. Favorite Food: Curry Chicken and Grilled Salmon. Favorite Athlete: Ken Griffey Jr or Deion Sanders. Favorite Team Growing Up: Dallas Cowboys. Favorite Car: Porche. Dream Vacation: Paris.

**CAREER TRANSACTIONS:**

2008 Finished playing at Delaware State University

2011 Fairbanks Grizzlies (IFL)

Released from Grizzlies

2012 Green Bay Blizzard (IFL)

Released from Blizzard

2013-2014 Assigned to PHILADELPHIA SOUL

**DEFENSIVE STATISTICS**

YEAR	TEAM	TACK	AST	SACK	PB	FF	FR	BLK	INT	YDS	TD
2013	PHI	35	15	0	19	3	0	0	3	162	2
<b>TOTALS</b>		35	15	0	19	3	0	0	3	162	2



# DERRICK ROSS

**HEIGHT:** 6'0 | **WEIGHT:** 240  
**BIRTHDAY:** DECEMBER 29, 1984  
**HOMETOWN:** HUNTSVILLE, TX  
**COLLEGE:** TARLETON STATE  
**AFL EXPERIENCE:** 2

FB  
4



**AFL EXPERIENCE:** Dallas Vigilantes (2011) 1st Team All-Arena Selection, led the AFL in rushing attempts with 167 while setting new League records in both rushing yards with 622 and 39 rushing touchdowns.

**OTHER PRO EXPERIENCE:** IFL San Angelo Stampede Express (2010) Rookie of the Year, NFL-Europe Cologne Centurions (2007) received Co- Offensive MVP Honors, NFL Kansas City Chiefs (2006) played seven regular season games.

**COLLEGE:** Played in 18 games for Tarleton State and was named an All-American (2004-05). Holds school records for rushing yards gained in a single game (269) and season (1,560). Also holds school records for points in a season (134) and touchdowns in a season (22). Named an All-American while playing at Blinn College (2002-03).

**PERSONAL:** Went to Huntsville High School where he played football. If there was one person in history he wish he could have met, it would be Bob Marley. The best player he ever played against was Troy Polamalu. One of the toughest arenas he's ever played in is Spokane's arena.

**SOUL FOOD:** Nickname is the Boss. Favorite TV show is River Monsters. Favorite music group is Def Leopard. Favorite food is Chicken Alfredo. Favorite sports team growing up was the Tennessee Oilers. He enjoys cooking, playing video games, traveling and hanging out with friends.

### CAREER TRANSACTIONS:

2005 Finished playing at Tarleton State University

2006 Kansas City Chiefs (NFL)

Released from Chiefs

2007 Cologne Centurions (NFL Europe)

Released from Centurions

2008 Montreal Alouettes (CFL)

Released from Alouettes

2009 Winnipeg Blue Bombers

Released from Blue Bombers

2010 San Angelo Stampede Express (IFL)

Released from Express

2011 Assigned to Dallas Vigilantes (AFL)

Released from Vigilantes

2012-2014 Assigned to PHILADELPHIA SOUL

### RECEIVING STATS

YEAR	TEAM	GP	REC	YDS	TD
2011	DAL	18	10	89	0
2012	PHI	16	13	187	5
2013	PHI	18	13	69	4
<b>TOTALS</b>		<b>35</b>	<b>23</b>	<b>276</b>	<b>5</b>

### RUSHING STATS


YEAR	TEAM	GP	ATT	YDS	AVG	TD
2011	DAL	18	167	622	3.7	39
2012	PHI	16	146	645	4.4	32
2013	PHI	18	153	542	3.3	35
<b>TOTALS</b>		<b>52</b>	<b>466</b>	<b>1809</b>	<b>3.8</b>	<b>106</b>

### DEFENSIVE STATISTICS

YEAR	TEAM	GP	TACK	AST	SACK	PB	FF	FR	INT	YDS	TD
2011	DAL	18	2	0	0	0	0	0	0	0	0
2012	PHI	16	4	1	0	0	0	0	0	0	0
2013	PHI	18	3	0	0	0	0	1	0	0	0
<b>TOTALS</b>		<b>52</b>	<b>9</b>	<b>1</b>	<b>0</b>	<b>0</b>	<b>0</b>	<b>1</b>	<b>0</b>	<b>0</b>	<b>0</b>



## ADAM SMITH

OL  
76

HEIGHT: 6'5 | WEIGHT: 320  
 BIRTHDAY: APRIL 9, 1990  
 HOMETOWN: MURFREESBORO, TN  
 COLLEGE: WESTERN KENTUCKY  
 AFL EXPERIENCE: R

**PERSONAL:** Majored in Construction Management at Western Kentucky University. The person who has influenced him most in life is his grandfather. Goal in life is to play in the NFL.

**SOUL FOOD:** Favorite Food: Deer. Favorite TV Show: Friends. Favorite Music Group: Hank Williams Jr. Favorite Song to Sing in the Shower: Country Boy Can Survive. Favorite Sports Team Growing Up: Tennessee Titans. His nickname is Big Country. Hobbies include hunting and fishing. His best non-athletic talent is also hunting. His greatest moment in sports was starting in his first college football game. His advice to youngsters is to stay in school and succeed.


**CAREER TRANSACTIONS:**

2013 Finished playing at Western Kentucky  
 2014 Assigned to Philadelphia Soul (Rookie Season)



# LARICO STEVENSON

DB  
23



HEIGHT: 5'10 | WEIGHT: 210  
 BIRTHDAY: AUGUST 22, 1984  
 HOMETOWN: OLIVE BRANCH, MI  
 COLLEGE: WEST GEORGIA  
 AFL EXPERIENCE: 3

**AFL EXPERIENCE:** Pittsburgh Power (2012) recorded 27 tackles, 12 assists, five pass breakups and 2 interceptions, Pittsburgh Power (2011) recorded 38 tackles, 8 pass break-ups and one interception, New Orleans VooDoo (2011), Tulsa Talons (2010) recorded 57 tackles, 16 assists and 2 interceptions.

**PERSONAL:** Graduated from West Georgia University with a degree in Computer Science. His biggest influence in life is his father. In life his ultimate goal is to succeed, work hard at everything, and take nothing for granted.

**SOUL FOOD:** His nickname is Rocko. In his free time enjoys cooking, playing basketball, hunting and watching movies. His greatest moment outside of sports was playing basketball with Derrick Rose, his greatest moment in sports was making the game-winning stop to win the Division for North East C.C. In the shower he likes to sing Wrecking Ball by Miley Cyrus, and no one knows how much he enjoys baking while watching Will and Grace. Favorite Movie: Old School. Favorite Food: Barbeque. Favorite Athlete: Michael Jordan. Favorite Team Growing Up: Tampa Bay Buccaneers, Memphis Grizzlies and Los Angeles Lakers. Bucket List Item: Find a way to end breast cancer. Dream Vacation: Dubai.

## CAREER TRANSACTIONS:

2007 Finished playing at University of West Georgia  
 2010 Assigned to Tulsa Talons (AFL)  
 Released from Talons  
 2011 Assigned to New Orleans VooDoo (AFL)  
 Released from VooDoo  
 2011-2012 Assigned to Pittsburgh Power (AFL)  
 Released from Power  
 2012-2014 Assigned to PHILADELPHIA SOUL

## RECEIVING STATS

YEAR	TEAM	GP	REC	YDS	TD
2010	TUL	15	2	16	0
TOTALS		15	2	16	0

## DEFENSIVE STATS

YEAR	TEAM	GP	TACK	AST	SACK	PB	FF	FR	INT	YDS	TD
2010	TUL	15	57	16	0	6	0	0	2	4	0
2011	NO	1	1	1	0	0	0	0	0	0	0
2011	PIT	13	38	7	0	8	0	2	1	8	0
2012	PIT	5	27	12	0	5	1	0	2	13	0
2012	PHI	6	19	2	0	2	1	2	2	4	0
2013	PHI	15	64	20	0	12	2	3	7	72	0
TOTALS		55	206	58	0	33	4	7	14	101	0

## KICK RETURN STATS

YEAR	TEAM	GP	RET	YDS	TD
2010	TUL	15	5	37	1
2011	PIT	13	1	7	0
2013	PHI	15	35	449	0
TOTALS		28	6	44	1



## WAYNE TRIBUE

OL  
69

HEIGHT: 6'3 | WEIGHT: 330  
 BIRTHDAY: APRIL 30, 1990  
 HOMETOWN: YORK, PA  
 COLLEGE: TEMPLE  
 AFL EXPERIENCE: R

**PRO EXPERIENCE:** Was a part of the Denver Broncos and New Orleans Saints practice Squad in 2012. Participated in San Francisco 49ers camp in 2013.

**COLLEGE:** 2009 MVP, 2009 Most Improved Player, 2012 Allstate Good Works, 2012 Temple Community Service, and 2012 Casino del Soul game


**PERSONAL:** Majored in Biochemistry at Temple University. The people that have influenced him most in life are his mother and father.

**SOUL FOOD:** Favorite Food: Ruben Sandwich. Favorite TV Show: Key and Peele.

**CAREER TRANSACTIONS:**

2011 Finished playing at Temple University  
 2012 Denver Broncos Practice Squad  
 2012 New Orleans Saints Practice Squad  
 2013 San Francisco 49ers Camp  
 2014 Assigned to Philadelphia Soul

## KYLE WHITEHURST

DB  
28

HEIGHT: 6'0 | WEIGHT: 190  
 BIRTHDAY: JANUARY 19, 1982  
 HOMETOWN: NEWPORT NEWS, VA  
 COLLEGE: HAMPTON  
 AFL EXPERIENCE: 1

**AFL EXPERIENCE:** Orlando Predators, Arizona Rattlers (2012)

**OTHER PRO EXPERIENCE:** Hartford Colonials (2010), Virginia Destroyers (2011-2012)

**PERSONAL:** Majored in Political Science. Played football and track at Bethel High School. Most influenced by Jesus. His goal in life is to be a good man to follow.

**SOUL FOOD:** Favorite Food: Chocolate milk. Favorite TV Show: The Sopranos. Favorite song to sing in the shower: Drunk In Love by Beyoncé. Favorite sports team growing up: Washington Redskins. Hobbies include eating and watching Netflix. Nobody knows how much he likes to dance. The toughest AFL team he has faced so far is the Philadelphia Soul.

**CAREER TRANSACTIONS:**

2010 Hartford Colonials  
 2011-2012 Virginia Destroyers

## DEFENSIVE STATISTICS

YEAR	TEAM	TACK	AST	SACK	PB	FF	FR	INT	YDS	TD
2012	ARI	2	2	0	0	0	0	0	0	0
2012	ORL	5	0	0	0	0	0	0	0	0
TOTALS		7	2	0	0	0	0	0	0	0





## HISTORY OF THE SOUL

ON JULY 10, 2003, THE ARENA FOOTBALL LEAGUE'S BOARD OF DIRECTORS APPROVED THE APPLICATION TO ESTABLISH THE PHILADELPHIA SOUL TO MAJORITY OWNERS JON BON JOVI AND CRAIG A. SPENCER, AND MINORITY OWNERS RON JAWORSKI, RICHIE SAMBORA, AND LEO CARLIN, JR. IN FRONT OF THE WELLS FARGO CENTER, FORMERLY KNOWN AS THE WACHOVIA CENTER, INTRODUCED THE TEAM.

THE BACK-TO-BACK CHAMPION AMERICAN CONFERENCE CHAMPION PHILADELPHIA SOUL ENTERED THE 2013 SEASON ANNOUNCING THE PROMOTION OF AFL HALL OF FAME QB AND OFFENSIVE COORDINATOR, CLINT DOLEZEL, AS THE HEAD COACH OF THE PHILADELPHIA SOUL. THE TEAM WAS LEAD BY ALL-ARENA PERFORMERS: OL BRENNEN CARVALHO, OL CHRISTIAN JOHNSON, WR TIGER JONES, FB DERRICK ROSS, DL BRYAN ROBINSON, DB RAYSHAUN KIZER AND K CARLOS MARTINEZ TO THEIR SECOND CONSECUTIVE AMERICAN CONFERENCE CHAMPIONSHIP, AND THEIR THIRD ARENABOWL APPEARANCE IN FRANCHISE HISTORY.

THE 2012 SEASON WAS A HISTORIC, RECORD-SETTING SEASON FOR THE SOUL. LEAD BY TWO-TIME AFL COACH OF THE YEAR AND FORMER NFL VETERAN, DOUG PLANK, THE TEAM WAS FIRST IN THE AFL IN SCORING, RUSHING OFFENSE, AND TURNOVER MARGINS. THE OFFSEASON ALSO CONSISTED OF LARGE SIGNINGS FROM THE SOUL WITH THE SIGNINGS OF: RECEIVER OF THE YEAR, TIGER JONES; DB RAYSHAUN KIZER; WR DONOVAN MORGAN; DL BRYAN ROBINSON; DB MICHEAUX ROBINSON; AND FB DERRICK ROSS.

THE TEAM ENDED THEIR 2012 SEASON WITH A LEAGUE BEST, 15-3 RECORD. THE SOUL KNOCKED OFF THE NEW ORLEANS VOODOO, 66-53 IN THE WILD CARD ROUND. THE FOLLOWING WEEK, THE SOUL CRUSHED THE JACKSONVILLE SHARKS 89-34, ADVANCING THE SOUL TO THEIR SECOND ARENABOWL IN FRANCHISE HISTORY. THE SOUL TRAVELED TO NEW ORLEANS TO FACE OFF WITH THE ARIZONA RATTLERS IN ARENABOWL XXV. THE SOUL LOST TO THE RATTLERS, 72-54. QB DAN RAUDABAUGH, ROSS, AND JONES ALL SET FRANCHISE AND LEAGUE RECORDS FOR THEIR INDIVIDUAL STATISTICS THROUGHOUT THE SEASON.

THE 2011 SEASON WAS LEAD BY HEAD COACH MIKE HOHENSEE. THE SOUL FINISHED THE SEASON WITH A 6-11 RECORD. THE TEAM WAS THE FIRST PROFESSIONAL PHILADELPHIA SPORTS TEAM TO HOLD PRACTICE ON MARKET STREET. THE SOUL ALSO WON FIRST PLACE IN THE LEAGUE'S YEARLY AWARDS FOR THE FOLLOWING CATEGORIES: BEST RADIO COMMERCIAL, BEST TV COMMERCIAL, BEST MASCOT, BEST MERCHANDISE ITEM, BEST PHOTO, BEST WEBSITE, AND BEST MEDIA GUIDE.



## HISTORY OF THE SOUL

THE AFL WAS SUSPENDED FOR 2009 AND THE SOUL DID NOT PARTICIPATE IN THE 2010 SEASON. THE SOUL ACCEPTED AN OFFER FROM THE AFL TO RE-JOIN THE LEAGUE DURING THE 2010 SEASON, THIS TIME, THE OWNERSHIP GROUP CHANGED TO MAJORITY OWNERS RON JAWORSKI AND CRAIG A. SPENCER, INCLUDING MINORITY OWNERS PETE CIARROCCHI, COSMO DENICOLA, AND MARTY JUDGE.

THE 2008 SEASON WAS LEAD BY QB MATT D'ORAZIO, STEPPED IN FOR AN INJURED TONY GRAZIANI, AND LED THE SOUL TO A 13-3 RECORD, AND FIRST ROUND BYE IN THE POSTSEASON. THE SOUL DEFEATED THE CLEVELAND GLADIATORS IN THE DIVISIONAL ROUND TO EARN THEIR FIRST TRIP TO THE CHAMPIONSHIP. THE SOUL KNOCKED OFF THE SAN JOSE SABERCATS IN VIRGIN MOBILE ARENABOWL XXII, 59-56, TO EARN THEIR FIRST CHAMPIONSHIP IN FRANCHISE HISTORY. D'ORAZIO WAS NAMED THE ARENABOWL MVP IN THE CHAMPIONSHIP VICTORY.

THE SOUL STARTED THE 2007 SEASON 4-0 BEFORE LOSING SIX IN A ROW AND FINISHING THE SEASON 8-8. GRAZIANI LED THE SOUL IN A "WIN-AND-IN" GAME WEEK 16 TO PUT THE SOUL IN THE PLAYOFFS FOR THE SECOND STRAIGHT YEAR AND SECOND TIME IN FRANCHISE HISTORY. THE SOUL HOSTED THEIR FIRST PLAYOFF GAME IN THE FIRST ROUND AGAINST THE ORLANDO PREDATORS IN A 41-26 WIN. THE SOUL TRAVELED TO ATLANTA THE FOLLOWING ROUND, LOSING TO THE GEORGIA FORCE 65-39. FOR THE 2007 SEASON, THE SOUL WAS AWARDED THE 2007 COMMISSIONER'S AWARD FOR MOST OUTSTANDING ORGANIZATION.

UNDER THE LEADERSHIP OF DEFENSIVE-MINDED COACH BRET MUNSEY, THE SOUL ADVANCED TO THE TEAM'S FIRST PLAYOFF APPEARANCE IN FRANCHISE HISTORY IN 2006. IN THE WILD CARD ROUND, THE SOUL DEFEATED THE AUSTIN WRANGLERS 52-35 IN AUSTIN, TX. UNFORTUNATELY, THE SOUL FELL SHORT IN THE FOLLOWING DIVISIONAL ROUND AGAINST THE ORLANDO PREDATORS, LOSING 31-27.

DURING THE 2005 SEASON, THE SOUL ACQUIRED QB TONY GRAZIANI, GIVING HIM THE LARGEST CONTRACT IN AFL HISTORY. THE SOUL STARTED OF THE SEASON 2-3 BEFORE DISMISSING HEAD COACH MIKE TRIGG AND ASSIGNING JAMES FULLER AS THE INTERIM HEAD COACH. THE SOUL FINISHED THE 2005 SEASON WITH A RECORD OF 6-10.

THE SOUL ENTERED THEIR INAUGURAL SEASON IN 2004, LED BY HEAD COACH MIKE TRIGG. IN THE SEASON OPENER, THE SOUL HOSTED THE NEW ORLEANS. ALTHOUGH THE GAME WAS COMPETITIVE, THE SOUL LOST THE MATCHUP 42-34. THROUGHOUT THE OPENING SEASON, THE SOUL WERE ABLE TO ATTRACT A LEAGUE-HIGH 16,851 PEOPLE PER GAME AT THE WACHOVIA SPECTRUM, INCLUDING SIX SELL-OUT GAMES. THE SOUL ALSO LED THE AFL IN MERCHANDISE SALES AND SPONSORSHIP NUMBERS. UNFORTUNATELY, THE SOUL MISSED THE PLAYOFFS FINISHING THE SEASON 5-11.

## 2004 YEARLY BREAKDOWN

TEAM STATS	PHI	OPP
SCORING	737	796
Points Per Game	46.1	49.8
FIRST DOWNS	284	304
Rushing	44	42
Passing	186	209
Penalty	54	53
RUSHING YARDAGE	313	293
Yards gained rushing	338	328
Yards lost rushing	25	35
Rushing Attempts	124	131
Average Per Rush	2.5	2.2
Average Per Game	19.6	18.3
TDs Rushing	29	32
PASSING YARDAGE	3649	4107
Att-Comp-Int	524-301-21	533-316-6
Average Per Pass	7.0	7.7
Average Per Catch	12.1	13.0
Average Per Game	228.1	256.7
TDs Passing	68	70
TOTAL OFFENSE	3962	4400
Total Plays	660	676
Average Per Play	6.0	6.5
Average Per Game	247.6	275.0
KICK RETURNS: #-YARDS	94-1707	85-1353
FG RETURNS: #-YARDS	12-262	11-263
INT RETURNS: #-YARDS	6-37	21-297
KICK RETURN AVERAGE	18.2	15.9
FG RETURN AVERAGE	21.8	23.9
INT RETURN AVERAGE	6.2	14.1
FUMBLES-LOST	23-14	17-11
PENALTIES-YARDS	114-691	155-990
Average Per Game	43.2	61.9



# 2004 YEARLY BREAKDOWN

TEAM STATS	PHI	OPP
TIME OF POSSESSION/GAME	29:15	30:43
3RD-DOWN CONVERSIONS	46/99	51/110
3rd-Down Pct	46%	46%
4TH-DOWN CONVERSIONS	8/18	10/19
4th-Down Pct	44%	53%
SACKS BY-YARDS	12-65	12-58
MISC YARDS	19	26
TOUCHDOWNS SCORED	103	111
FIELD GOALS-ATTEMPTS	13-31	9-33
4-point drop-kick FGs	0-0	0-0
PAT-ATTEMPTS	66-89	87-106
2-point drop-kick PATs	0-0	0-0
ATTENDANCE	134815	101270
Games/Avg Per Game	8/16852	8/12659

SCORE BY QUARTER	1ST	2ND	3RD	4TH	TOTAL
PHILADELPHIA	138	228	122	249	737
Opponents	153	266	154	223	796

RUSHING	GP	ATT	GAIN	LOSS	NET	AVG	TD	LONG	AVG/G
Chris Ryan	16	53	139	5	134	2.5	16	12	8.4
Travis McDonald	12	23	59	3	56	2.4	3	12	4.7
Marlion Jackson	4	14	48	5	43	3.1	2	20	10.8
Ricky Ross	12	8	30	6	24	3.0	3	19	2.0
Tyronne Jones	15	7	26	3	23	3.3	1	5	1.5
Derin Graham	13	5	15	0	15	3.0	2	8	1.2
Nick Browder	10	10	9	3	6	0.6	2	2	0.6
Tim Levcik	2	1	6	0	6	6.0	0	6	3.0
Todd Hammel	15	3	4	0	4	1.3	0	2	0.3
Joe Jackson	11	0	2	0	2	0.0	0	0	0.2
<b>TOTAL</b>	<b>16</b>	<b>124</b>	<b>338</b>	<b>25</b>	<b>313</b>	<b>2.5</b>	<b>29</b>	<b>20</b>	<b>19.6</b>
<b>OPPONENTS</b>	<b>16</b>	<b>131</b>	<b>328</b>	<b>35</b>	<b>293</b>	<b>2.2</b>	<b>32</b>	<b>28</b>	<b>18.3</b>

# 2004 YEARLY BREAKDOWN

PASSING	GP	RATING	ATT-CMP-INT	PCT	YDS	TD	LONG	AVG/G
Nick Browder	10	100.59	243-145-7	59.7	1685	31	41	168.5
Todd Hammel	15	98.15	247-143-12	57.9	1875	36	45	125.0
Tim Levcik	2	41.11	30-13-2	43.3	161	1	48	80.5
Tyronne Jones	15	39.58	1-0-0	0.0	0	0	0	0.0
Ken Hinsley	16	39.58	2-0-0	0.0	0	0	0	0.0
<b>TOTAL</b>	<b>16</b>	<b>95.46</b>	<b>523-301-21</b>	<b>57.6</b>	<b>3721</b>	<b>68</b>	<b>48</b>	<b>232.6</b>
<b>OPPONENTS</b>	<b>16</b>	<b>112.25</b>	<b>533-316-6</b>	<b>59.3</b>	<b>4172</b>	<b>70</b>	<b>48</b>	<b>260.8</b>

RECEIVING	GP	REC	YDS	AVG	TD	LONG	AVG/G
Tyronne Jones	15	76	1000	13.2	18	48	66.7
Ricky Ross	12	57	756	13.3	16	41	63.0
Sean Scott	12	56	720	12.9	16	41	60.0
Derin Graham	13	37	390	10.5	3	40	30.0
Chris Ryan	16	14	179	12.8	5	25	11.2
Keita Crespina	12	8	166	20.8	1	42	13.8
Gary Compton	4	13	139	10.7	1	22	34.8
Kenneth Solomon	2	11	111	10.1	3	20	55.5
Marlion Jackson	4	7	80	11.4	4	27	20.0
Terrell Adams	4	6	70	11.7	0	25	17.5
Terrill Shaw	2	8	48	6.0	1	12	24.0
Dwayne Missouri	15	2	32	16.0	0	19	2.1
Travis McDonald	12	2	13	6.5	0	11	1.1
Dashane Dennis	3	1	9	9.0	0	9	3.0
J'sharlon Jones	6	1	6	6.0	0	6	1.0
Travis Seaton	14	1	5	5.0	0	5	0.4
<b>TOTALS</b>	<b>16</b>	<b>301</b>	<b>3721</b>	<b>12.4</b>	<b>68</b>	<b>48</b>	<b>232.6</b>
<b>OPPONENTS</b>	<b>16</b>	<b>316</b>	<b>4172</b>	<b>13.2</b>	<b>70</b>	<b>48</b>	<b>260.8</b>



# 2004 YEARLY BREAKDOWN

FG RETURNS	RET	YDS	AVG	TD	LONG
Tyronne Jones	8	203	25.4	2	54
Ricky Ross	2	36	18.0	0	30
Keita Crespina	1	10	10.0	0	10
Deauntae Brown	1	17	17.0	0	17
<b>TOTALS</b>	<b>12</b>	<b>262</b>	<b>21.8</b>	<b>2</b>	<b>54</b>
<b>OPPONENTS</b>	<b>11</b>	<b>263</b>	<b>23.9</b>	<b>0</b>	<b>50</b>

TOTAL OFFENSE	GP	PLAYS	RUSH	PASS	TOTAL	AVG/G
Todd Hammel	15	250	4	1875	1879	125.3
Nick Browder	10	253	6	1685	1691	169.1
Tim Levcik	2	31	6	161	167	83.5
Chris Ryan	16	53	134	0	134	8.4
Travis McDonald	12	23	56	0	56	4.7
Marlion Jackson	4	14	43	0	43	10.8
Ricky Ross	12	8	24	0	24	2.0
Tyronne Jones	15	8	23	0	23	1.5
Derin Graham	13	5	15	0	15	1.2
Joe Jackson	11	0	2	0	2	0.2
Ken Hinsley	16	2	0	0	0	0.0
<b>TOTALS</b>	<b>305</b>	<b>647</b>	<b>313</b>	<b>3721</b>	<b>4034</b>	<b>252.1</b>
<b>OPPONENTS</b>	<b>318</b>	<b>664</b>	<b>293</b>	<b>4172</b>	<b>4465</b>	<b>279.1</b>

FIELD GOALS	FGM-FGA	PCT	01-19	20-29	30-39	40-49	50-99	LONG	BLK
Ken Hinsley	13-31	41.9	0-0	5-8	2-4	4-8	2-11	52	4

# 2004 YEARLY BREAKDOWN

ALL PURPOSE	GP	RUSH	REC	FG	KOR	IR	TOTAL	AVG/G
Tyronne Jones	15	23	1000	203	829	0	2055	137.0
Ricky Ross	12	24	756	36	587	0	1403	116.9
Sean Scott	12	0	720	0	8	0	728	60.7
Derin Graham	13	15	390	-4	219	0	620	47.7
Chris Ryan	16	134	179	0	0	0	313	19.6
Keita Crespina	12	0	166	10	23	0	199	16.6
Gary Compton	4	0	139	0	0	17	156	39.0
Marlion Jackson	4	43	80	0	0	0	123	30.8
Kenneth Solomon	2	0	111	0	0	0	111	55.5
Terrell Adams	4	0	70	0	8	0	78	19.5
Travis McDonald	12	56	13	0	0	0	69	5.8
Terrill Shaw	2	0	48	0	-1	0	47	23.5
Deauntae Brown	14	0	0	17	0	20	37	2.6
Dwayne Missouri	15	0	32	0	2	0	34	2.3
Travis Seaton	14	0	5	0	14	0	19	1.4
Joseph Todd	14	0	0	0	10	0	10	0.7
Dashane Dennis	3	0	9	0	0	0	9	3.0
Nick Browder	10	6	0	0	0	0	6	0.6
J'sharlon Jones	6	0	6	0	0	0	6	1.0
Tim Levcik	2	6	0	0	0	0	6	3.0
Cyron Brown	10	0	-3	0	8	0	5	0.5
Todd Hammel	15	4	0	0	0	0	4	0.3
Joe Jackson	11	2	0	0	0	0	2	0.2
<b>TOTALS</b>	<b>16</b>	<b>313</b>	<b>3721</b>	<b>262</b>	<b>1707</b>	<b>37</b>	<b>6040</b>	<b>377.5</b>
<b>OPPONENTS</b>	<b>16</b>	<b>293</b>	<b>4172</b>	<b>263</b>	<b>1353</b>	<b>297</b>	<b>6378</b>	<b>398.6</b>



# 2004 YEARLY BREAKDOWN

DEFENSIVE LEADERS	GP	TACKLES			—	SACKS
		SOLO	AST	TOT	TFL/YDS	NO-YDS
Deauntae Brown	14	64	25	76.5	0.5/1	0.0-0
Joseph Todd	14	65	21	75.5	1.0/3	0.0-0
Travis Seaton	14	36	11	41.5	1.0/22	0.0-0
Keita Crespina	12	22	8	26.0	0.0/0	0.0-0
Chris Ryan	16	17	10	22.0	3.5/13	2.0-7
J'Sharlon Jones	6	21	1	21.5	0.5/1	0.0-0
Sean Scott	12	15	12	21.0	0.5/2	0.0-0
Dwayne Missouri	15	13	7	16.5	3.0/16	2.5-16
Eric Gohlstin	16	14	4	16.0	1.5/8	1.5-8
Ricky Ross	12	12	8	16.0	2.0/5	0.0-0
Travis McDonald	12	9	9	13.5	4.5/22	2.0-14
Winfield Garnett	10	9	7	12.5	3.0/6	2.0-4
Cyron Brown	10	9	2	10.0	0.0/0	0.0-0
Dashane Dennis	3	7	0	7.0	0.0/0	0.0-0
Joe Jackson	11	5	2	6.0	0.0/0	0.0-0
Marlion Jackson	4	5	2	6.0	1.0/1	0.0-0
Ken Hinsley	16	4	3	5.5	0.0/0	0.0-0
Gary Compton	4	4	1	4.5	0.0/0	0.0-0
Dwayne Sabb	9	3	3	4.5	0.0/0	0.0-0
Terrell Adams	4	4	1	4.5	0.0/0	0.0-0
Derin Graham	13	2	4	4.0	0.0/0	0.0-0
Tyronne Jones	15	3	1	3.5	0.0/0	0.0-0
Corey Mayfield	5	3	1	3.5	1.5/10	1.0-9
Patrick Scott	7	2	3	3.5	0.5/0	0.0-0
Donovan Arp	5	2	3	3.5	0.0/0	0.0-0
Michael Harrison	2	2	1	2.5	0.0/0	0.0-0
C.J. McLain	4	1	3	2.5	0.0/0	0.0-0
Todd Hammel	15	2	0	2.0	0.0/0	0.0-0
Terrill Shaw	2	2	0	2.0	0.0/0	0.0-0
Lance Clelland	8	1	2	2.0	0.0/0	0.0-0
Kenneth Solomon	2	1	1	1.5	0.0/0	0.0-0
Nick Browder	10	1	0	1.0	0.0/0	0.0-0
Nate Bell	1	1	0	1.0	0.0/0	0.0-0
<b>TOTALS</b>	<b>16</b>	<b>361</b>	<b>156</b>	<b>439.0</b>	<b>24.0/110</b>	<b>11.0-58</b>
<b>OPPONENTS</b>	<b>16</b>	<b>332</b>	<b>166</b>	<b>415.0</b>	<b>25.0/77</b>	<b>12.0-58</b>

# 2004 YEARLY BREAKDOWN

DEFENSIVE LEADERS	GP	PASS DEF	—	FUMBLES	—	BLKD		
		INT-YDS	BRUP	QBH	RCV-YDS	FF	KICK	SAF
Deauntae Brown	14	3-20	11	0	1-33	0	0	0
Joseph Todd	14	2-0	21	0	0-0	0	0	0
Travis Seaton	14	0-0	5	0	0-0	0	0	0
Keita Crespina	12	0-0	7	0	1-0	0	0	0
Chris Ryan	16	0-0	6	3	4-0	1	4	0
J'Sharlon Jones	6	0-0	6	0	0-0	0	0	0
Sean Scott	12	0-0	0	0	1-13	3	0	0
Dwayne Missouri	15	0-0	1	1	0-0	2	0	0
Eric Gohlstin	16	0-0	2	1	2-0	0	0	0
Ricky Ross	12	0-0	0	0	0-0	0	0	0
Travis McDonald	12	0-0	1	1	0-0	0	1	0
Winfield Garnett	10	0-0	0	1	0-0	1	0	0
Cyron Brown	10	0-0	0	3	0-0	0	0	0
Dashane Dennis	3	0-0	1	0	0-0	0	0	0
Joe Jackson	11	0-0	0	0	0-0	0	0	0
Marlion Jackson	4	0-0	0	0	0-0	1	0	0
Ken Hinsley	16	0-0	0	0	0-0	0	0	0
Gary Compton	4	1-17	2	0	0-0	1	0	0
Dwayne Sabb	9	0-0	0	0	0-0	0	0	0
Terrell Adams	4	0-0	1	0	0-0	0	0	0
Derin Graham	13	0-0	2	0	1-0	0	0	0
Tyronne Jones	15	0-0	0	0	0-0	0	0	0
Corey Mayfield	5	0-0	2	0	0-0	0	0	0
Patrick Scott	7	0-0	1	0	0-0	0	1	0
Donovan Arp	5	0-0	1	1	0-0	0	2	1
Michael Harrison	2	0-0	0	0	0-0	0	0	0
C.J. McLain	4	0-0	0	0	0-0	0	1	0
Todd Hammel	15	0-0	0	0	0-0	0	0	0
Terrill Shaw	2	0-0	0	0	0-0	0	0	0
Lance Clelland	8	0-0	0	0	0-0	0	0	0
Kenneth Solomon	2	0-0	0	0	0-0	0	0	0
Nick Browder	10	0-0	0	0	0-0	0	0	0
Nate Bell	1	0-0	0	0	0-0	0	0	0
<b>TOTALS</b>	<b>16</b>	<b>6-37</b>	<b>70</b>	<b>11</b>	<b>10-46</b>	<b>9</b>	<b>9</b>	<b>1</b>
<b>OPPONENTS</b>	<b>16</b>	<b>21-297</b>	<b>58</b>	<b>20</b>	<b>13-26</b>	<b>13</b>	<b>7</b>	<b>0</b>



## 2004 YEARLY BREAKDOWN

INTERCEPTIONS	NO.	YDS	AVG	TD	LONG
Deauntae Brown	3	20	6.7	0	17
Joseph Todd	2	0	0.0	0	0
Gary Compton	1	17	17.0	1	17
<b>TOTALS</b>	<b>6</b>	<b>37</b>	<b>6.2</b>	<b>1</b>	<b>17</b>
<b>OPPONENTS</b>	<b>21</b>	<b>297</b>	<b>14.1</b>	<b>5</b>	<b>50</b>

KICK RETURNS	NO.	YDS	AVG	TD	LONG
Tyronne Jones	38	829	21.8	2	55
Ricky Ross	30	587	19.6	0	48
Derin Graham	12	219	18.3	0	53
Sean Scott	3	8	2.7	0	6
Travis Seaton	2	14	7.0	0	8
Dwayne Missouri	2	2	1.0	0	2
Keita Crespina	1	23	23.0	0	23
Joseph Todd	1	10	10.0	0	10
Terrell Adams	1	8	8.0	0	8
Cyron Brown	1	8	8.0	0	8
J'sharlon Jones	1	0	0.0	0	0
<b>TOTALS</b>	<b>93</b>	<b>1707</b>	<b>18.4</b>	<b>2</b>	<b>55</b>
<b>OPPONENTS</b>	<b>84</b>	<b>1353</b>	<b>16.1</b>	<b>0</b>	<b>34</b>

FUMBLE RETURNS	NO.	YDS	AVG	TD	LONG
Deauntae Brown	1	33	33.0	0	33
Sean Scott	1	13	13.0	0	13
Eric Gohlstin	0	0	0.0	1	0
<b>TOTALS</b>	<b>2</b>	<b>46</b>	<b>23.0</b>	<b>1</b>	<b>33</b>
<b>OPPONENTS</b>	<b>6</b>	<b>26</b>	<b>4.3</b>	<b>4</b>	<b>12</b>

## 2004 YEARLY BREAKDOWN

SCORING	TD	FGS	PAT'S			--				POINTS
			KICK	RUSH	RCV	PASS	2PT	SAF		
Tyronne Jones	23	0-0	0-0	1-1	0	1-2	0	0	140	
Chris Ryan	21	0-0	0-0	0-1	0	0-0	0	0	126	
Ricky Ross	19	0-0	0-0	0-0	0	0-0	0	0	114	
Ken Hinsley	0	13-31	66-89	0-0	0	1-4	0	0	105	
Sean Scott	16	0-0	0-0	0-0	2	0-0	0	0	100	
Marlion Jackson	6	0-0	0-0	0-0	0	0-0	0	0	36	
Derin Graham	5	0-0	0-0	0-0	0	0-0	0	0	30	
Travis McDonald	3	0-0	0-0	0-0	1	0-0	0	0	20	
Kenneth Solomon	3	0-0	0-0	0-0	0	0-0	0	0	18	
Gary Compton	2	0-0	0-0	0-0	0	0-0	0	0	12	
Nick Browder	2	0-0	0-0	0-1	0	2-3	0	0	12	
Eric Gohlstin	1	0-0	0-0	0-0	0	0-0	0	0	6	
Keita Crespina	1	0-0	0-0	0-0	0	0-0	0	0	6	
Terrill Shaw	1	0-0	0-0	0-0	0	0-0	0	0	6	
Travis Seaton	0	0-0	0-0	0-0	1	0-0	0	0	2	
Donovan Arp	0	0-0	0-0	0-0	0	0-0	0	1	2	
Dwayne Missouri	0	0-0	0-0	0-0	1	0-0	0	0	2	
Todd Hammel	0	0-0	0-0	0-0	0	1-2	0	0	0	
<b>TOTALS</b>	<b>103</b>	<b>13-31</b>	<b>66-89</b>	<b>1-3</b>	<b>5</b>	<b>5-11</b>	<b>0</b>	<b>1</b>	<b>737</b>	
<b>OPPONENTS</b>	<b>111</b>	<b>9-33</b>	<b>87-106</b>	<b>2-3</b>	<b>2</b>	<b>2-3</b>	<b>0</b>	<b>0</b>	<b>788</b>	



# 2005 YEARLY BREAKDOWN

TEAM STATS	PHI	OPP
SCORING	852	905
Points Per Game	53.3	56.6
FIRST DOWNS	316	347
Rushing	34	61
Passing	223	230
Penalty	59	56
RUSHING YARDAGE	211	576
Yards gained rushing	236	599
Yards lost rushing	25	23
Rushing Attempts	113	147
Average Per Rush	1.9	3.9
Average Per Game	13.2	36.0
TDs Rushing	23	33
PASSING YARDAGE	4218	4202
Att-Comp-Int	563-329-17	586-368-14
Average Per Pass	7.5	7.2
Average Per Catch	12.8	11.4
Average Per Game	263.6	262.6
TDs Passing	90	88
TOTAL OFFENSE	4429	4778
Total Plays	686	749
Average Per Play	6.5	6.4
Average Per Game	276.8	298.6
KICK RETURNS: #-YARDS	81-1491	92-1613
FG RETURNS: #-YARDS	6-99	4-51
INT RETURNS: #-YARDS	14-215	17-188
KICK RETURN AVERAGE	18.4	17.5
FG RETURN AVERAGE	16.5	12.8
INT RETURN AVERAGE	15.4	11.1
FUMBLES-LOST	16-12	33-14
PENALTIES-YARDS	130-805	163-951
Average Per Game	50.3	59.4

# 2005 YEARLY BREAKDOWN

TEAM STATS	PHI	OPP
TIME OF POSSESSION/GAME	28:29	31:31
3RD-DOWN CONVERSIONS	52/101	47/96
3rd-Down Pct	51%	49%
4TH-DOWN CONVERSIONS	9/25	15/24
4th-Down Pct	36%	63%
SACKS BY-YARDS	16-82	10-63
MISC YARDS	6	329
TOUCHDOWNS SCORED	120	127
FIELD GOALS-ATTEMPTS	8-23	9-19
4-point drop-kick FGs	0-0	0-0
PAT-ATTEMPTS	102-117	116-127
2-point drop-kick PATs	0-0	0-0
ATTENDANCE	128968	103399
Games/Avg Per Game	8/16121	8/12925

RUSHING	GP	ATT	GAIN	LOSS	NET	AVG	TD	LONG	AVG/G
Chris Ryan	13	53	141	6	135	2.5	16	17	10.4
Michael Bishop	1	10	65	0	65	6.5	3	27	65.0
Marlion Jackson	6	22	54	4	50	2.3	0	9	8.3
Chris Avery	1	6	31	2	29	4.8	1	18	29.0
Travis Reece	1	2	10	0	10	5.0	0	6	10.0
Wes Ours	7	4	10	0	10	2.5	1	4	1.4
Tony Graziani	16	13	6	0	6	0.5	2	2	0.4
Marvin Brown	1	2	5	0	5	2.5	1	3	5.0
Tyrone Jones	12	2	3	0	3	1.5	1	3	0.3
Sean Scott	15	2	3	0	3	1.5	2	2	0.2
Donovan Arp	11	3	4	2	2	0.7	0	4	0.2
Marcus Knight	11	6	5	3	2	0.3	0	2	0.2
Steve Smith	16	6	5	10	-5	-0.8	0	4	-0.3
TOTAL	16	132	342	28	314	2.4	27	27	19.6
OPPONENTS	16	128	493	20	473	3.7	29	37	29.6



## 2005 YEARLY BREAKDOWN

PASSING	GP	RATING	ATT-CMP-INT	PCT	YDS	TD	LONG	AVG/G
Tony Graziani	16	111.65	555-328-15	59.1	4262	90	46	266.4
Michael Bishop	1	73.96	32-18-2	56.3	272	2	39	272.0
Tim Levcik	10	0	8-1-2	12.5	19	0	19	1.9
<b>TOTAL</b>	<b>16</b>	<b>107.92</b>	<b>595-347-19</b>	<b>58.3</b>	<b>4553</b>	<b>92</b>	<b>46</b>	<b>284.6</b>
<b>OPPONENTS</b>	<b>16</b>	<b>114.69</b>	<b>554-350-12</b>	<b>63.2</b>	<b>4012</b>	<b>86</b>	<b>45</b>	<b>250.8</b>

RECEIVING	GP	REC	YDS	AVG	TD	LONG	AVG/G
Steve Smith	16	107	1443	13.5	28	46	90.2
Marcus Knight	11	64	886	13.8	23	45	80.5
Sean Scott	15	71	798	11.2	22	45	53.2
Tyronne Jones	12	28	416	14.9	7	32	34.7
Rob Milanese	6	13	265	20.4	5	29	44.2
Chris Brown	6	13	147	11.3	2	31	24.5
Keita Crespina	12	11	141	12.8	2	32	11.8
Chris Jackson	1	7	117	16.7	1	37	117.0
Terrill Shaw	3	10	94	9.4	0	19	31.3
Dennison Robinson	1	5	51	10.2	0	18	51.0
Anthony Hines	1	3	48	16.0	1	34	48.0
Marlion Jackson	6	5	40	8.0	1	16	6.7
Timon Marshall	1	1	39	39.0	0	39	39.0
Chris Ryan	13	2	21	10.5	0	11	1.6
Chris Avery	1	2	17	8.5	0	10	17.0
Konrad Dean	14	1	13	13.0	0	13	0.9
Cyron Brown	16	3	9	3.0	0	11	0.6
Joseph Todd	16	1	8	8.0	0	8	0.5
<b>TOTALS</b>	<b>16</b>	<b>347</b>	<b>4553</b>	<b>13.1</b>	<b>92</b>	<b>46</b>	<b>284.6</b>
<b>OPPONENTS</b>	<b>16</b>	<b>350</b>	<b>4012</b>	<b>11.5</b>	<b>86</b>	<b>45</b>	<b>250.8</b>

## 2005 YEARLY BREAKDOWN

FG RETURNS	RET	YDS	AVG	TD	LONG
Steve Smith	5	98	19.6	0	23
Calvin Coleman	1	1	1.0	0	1
Chris Jackson	1	8	8.0	0	8
<b>TOTALS</b>	<b>7</b>	<b>107</b>	<b>15.3</b>	<b>0</b>	<b>23</b>
<b>OPPONENTS</b>	<b>3</b>	<b>43</b>	<b>14.3</b>	<b>0</b>	<b>30</b>

TOTAL OFFENSE	GP	PLAYS	RUSH	PASS	TOTAL	AVG/G
Tony Graziani	16	568	6	4262	4268	266.8
Michael Bishop	1	42	65	272	337	337.0
Chris Ryan	13	53	135	0	135	10.4
Marlion Jackson	6	22	50	0	50	8.3
Chris Avery	1	6	29	0	29	29.0
Tim Levcik	10	8	0	19	19	1.9
Travis Reece	1	2	10	0	10	10.0
Wes Ours	7	4	10	0	10	1.4
Marvin Brown	1	2	5	0	5	5.0
Tyronne Jones	12	2	3	0	3	0.3
Sean Scott	15	2	3	0	3	0.2
Donovan Arp	11	3	2	0	2	0.2
Marcus Knight	11	6	2	0	2	0.2
<b>TOTALS</b>	<b>329</b>	<b>727</b>	<b>314</b>	<b>4553</b>	<b>4867</b>	<b>304.2</b>
<b>OPPONENTS</b>	<b>296</b>	<b>682</b>	<b>473</b>	<b>4012</b>	<b>4485</b>	<b>280.3</b>

FIELD GOALS	FGM-FGA	PCT	01-19	20-29	30-39	40-49	50-99	LONG	BLK
Tim Seder	6-16	37.5	2-3	4-4	0-3	0-2	0-4	25	2
Derek Schorejs	2-7	28.6	0-0	1-2	0-2	1-2	0-1	46	0





# 2005 YEARLY BREAKDOWN

ALL PURPOSE	GP	RUSH	REC	FG	KOR	IR	TOTAL	AVG/G
Steve Smith	16	-5	1443	98	1425	0	2961	185.1
Marcus Knight	11	2	886	0	0	0	888	80.7
Sean Scott	15	3	798	0	2	5	808	53.9
Tyronne Jones	12	3	416	0	7	0	426	35.5
Rob Milanese	6	0	265	0	0	0	265	44.2
Chris Jackson	1	0	117	8	75	0	200	200.0
Keita Crespina	12	0	141	0	11	26	178	14.8
Chris Ryan	13	135	21	0	0	13	169	13.0
Chris Brown	6	0	147	0	0	0	147	24.5
Terrill Shaw	3	0	94	0	0	0	94	31.3
Marlion Jackson	6	50	40	0	0	0	90	15.0
Eddie Moten	13	0	0	0	26	58	84	6.5
Michael Bisho	1	65	0	0	0	0	65	65.0
Anthony Hines	1	0	48	0	9	0	57	57.0
Dennison Robinson	1	0	51	0	0	0	51	51.0
Joseph Todd	16	0	8	0	20	19	47	2.9
Arkee Thompson	6	0	0	0	0	47	47	7.8
Chris Avery	1	29	17	0	0	0	46	46.0
Calvin Coleman	10	0	0	1	0	43	44	4.4
Timon Marshall	1	0	39	0	0	0	39	39.0
Konrad Dean	14	0	13	0	0	0	13	0.9
Travis Reece	1	10	0	0	0	0	10	10.0
Wes Ours	7	10	0	0	0	0	10	1.4
Cyron Brown	16	0	9	0	0	0	9	0.6
Tony Graziani	16	6	0	0	0	0	6	0.4
Donovan Arp	11	2	0	0	0	4	6	0.5
Marvin Brown	1	5	0	0	0	0	5	5.0
<b>TOTALS</b>	<b>16</b>	<b>314</b>	<b>4553</b>	<b>107</b>	<b>1575</b>	<b>215</b>	<b>6764</b>	<b>422.8</b>
<b>OPPONENTS</b>	<b>16</b>	<b>473</b>	<b>4012</b>	<b>43</b>	<b>1529</b>	<b>188</b>	<b>6245</b>	<b>390.3</b>

# 2005 YEARLY BREAKDOWN

DEFENSIVE LEADERS	GP	TACKLES SOLO	AST	TOT	--  TFL/YDS	SACKS NO-YDS
Eddie Moten	13	64	15	71.5	1.0/3	0.0-0
Joseph Todd	16	54	12	60.0	0.0/0	0.0-0
Calvin Coleman	10	47	9	51.5	0.0/0	0.0-0
Sean Scott	15	32	21	42.5	2.0/11	0.0-0
Arkee Thompson	6	31	9	35.5	0.0/0	0.0-0
Keita Crespina	12	20	11	25.5	0.0/0	0.0-0
Cyron Brown	16	18	11	23.5	2.0/8	0.5-4
Marcus Knight	11	18	9	22.5	0.0/0	0.0-0
Dwayne Missouri	15	13	5	15.5	3.0/14	5.0-33
Winfield Garnett	16	9	7	12.5	3.5/11	2.5-10
Chris Ryan	13	11	2	12.0	2.0/10	0.0-0
Chris Brown	6	10	4	12.0	0.5/2	0.0-0
Marlion Jackson	6	8	7	11.5	1.0/1	0.0-0
Eric Gohlstin	16	7	8	11.0	1.0/1	0.0-0
Konrad Dean	14	10	1	10.5	2.0/5	1.0-4
Donovan Arp	11	7	2	8.0	4.0/22	4.0-22
Tyronne Jones	12	6	2	7.0	0.0/0	0.0-0
Rob Milanese	6	4	5	6.5	0.0/0	0.0-0
Wes Ours	7	4	2	5.0	1.0/3	1.0-3
Damon Mason	1	3	3	4.5	0.0/0	0.0-0
Tim Seder	9	3	3	4.5	0.0/0	0.0-0
Steve Smith	16	4	0	4.0	0.0/0	0.0-0
Arnold Miller	7	4	0	4.0	0.0/0	0.0-0
Dennison Robinson	1	3	1	3.5	0.0/0	0.0-0
Terrill Shaw	3	3	0	3.0	0.0/0	0.0-0
Derek Schorejs	7	2	0	2.0	0.0/0	0.0-0
Clarence Coleman	1	2	0	2.0	0.0/0	0.0-0
Jamal Wallace	2	2	0	2.0	0.0/0	0.0-0
Chris Avery	1	1	1	1.5	0.0/0	0.0-0
Tony Graziani	16	1	1	1.5	0.0/0	0.0-0
Marvin Brown	1	1	1	1.5	0.0/0	0.0-0
Cecil Doggette	1	0	2	1.0	0.0/0	0.0-0
Otis Moore	1	1	0	1.0	0.0/0	0.0-0
Joseph Polk	1	1	0	1.0	0.0/0	0.0-0
Sean Powell	1	1	0	1.0	0.0/0	0.0-0
Mario Branch	2	1	0	1.0	1.0/3	1.0-3
Travis Reece	1	0	1	0.5	0.0/0	0.0-0
Jason Gamble	1	0	1	0.5	0.0/0	0.0-0
Chris Jackson	1	0	1	0.5	0.0/0	0.0-0
Dan Koons	15	0	1	0.5	0.0/0	0.0-0
<b>TOTALS</b>	<b>16</b>	<b>406</b>	<b>158</b>	<b>485.0</b>	<b>24.0/94</b>	<b>15.0-79</b>
<b>OPPONENTS</b>	<b>16</b>	<b>306</b>	<b>168</b>	<b>390.0</b>	<b>24.0/93</b>	<b>10.0-63</b>



# 2005 YEARLY BREAKDOWN

DEFENSIVE LEADERS	GP	PASS DEF		-  QBH	FUMBLES RCV-YDS	-  FF	BLKD KICK	SAF
		INT-YDS	BRUP					
Eddie Moten	13	4-58	18	0	0-0	0	0	0
Joseph Todd	16	1-19	6	0	0-0	0	0	0
Calvin Coleman	10	3-43	7	0	2-0	2	0	0
Sean Scott	15	1-5	4	0	1-0	2	0	0
Arkee Thompson	6	2-47	2	0	0-0	1	0	0
Keita Crespina	12	1-26	2	0	0-0	0	0	0
Cyron Brown	16	0-0	5	1	0-0	0	0	0
Marcus Knight	11	0-0	2	0	5-0	2	0	0
Dwayne Missouri	15	0-0	5	2	0-0	5	1	0
Winfield Garnett	16	0-0	0	2	0-0	2	0	0
Chris Ryan	13	1-13	6	1	0-0	2	2	0
Chris Brown	6	0-0	2	0	0-0	1	0	0
Marlion Jackson	6	0-0	1	2	2-13	0	0	0
Eric Gohlstin	16	0-0	0	1	0-0	1	0	0
Konrad Dean	14	0-0	0	0	1-0	2	0	0
Donovan Arp	11	1-4	0	1	1-0	1	1	0
Tyronne Jones	12	0-0	0	0	0-0	0	0	0
Rob Milanese	6	0-0	0	0	0-0	0	0	0
Wes Ours	7	0-0	1	0	0-0	1	0	0
Damon Mason	1	0-0	0	0	0-0	0	0	0
Tim Seder	9	0-0	0	0	0-0	1	0	0
Steve Smith	16	0-0	0	0	0-0	0	0	0
Arnold Miller	7	0-0	0	0	1-0	0	1	0
Dennison Robinson	1	0-0	0	0	0-0	0	0	0
Terrill Shaw	3	0-0	0	0	0-0	0	0	0
Derek Schorejs	7	0-0	0	0	0-0	0	0	0
Clarence Coleman	1	0-0	0	0	0-0	0	0	0
Jamal Wallace	2	0-0	0	0	0-0	0	0	0
Chris Avery	1	0-0	0	0	0-0	0	0	0
Tony Graziani	16	0-0	0	0	0-0	0	0	0
Marvin Brown	1	0-0	0	0	0-0	0	0	0
Cecil Doggette	1	0-0	0	0	0-0	0	0	0
Otis Moore	1	0-0	0	0	0-0	0	0	0
Joseph Polk	1	0-0	0	0	0-0	0	0	0
Sean Powell	1	0-0	0	0	0-0	0	0	0
Mario Branch	2	0-0	0	0	0-0	1	0	0
Travis Reece	1	0-0	0	0	0-0	0	0	0
Jason Gamble	1	0-0	0	0	0-0	0	1	0
Chris Jackson	1	0-0	0	0	0-0	0	0	0
Dan Koons	15	0-0	0	0	1-5	0	0	0
<b>TOTALS</b>	16	14-215	61	10	14-18	24	6	0
<b>OPPONENTS</b>	16	17-188	57	21	12-3	7	4	0

# 2005 YEARLY BREAKDOWN

INTERCEPTIONS	NO.	YDS	AVG	TD	LONG
Eddie Moten	4	58	14.5	0	44
Calvin Coleman	3	43	14.3	0	33
Arkee Thompson	2	47	23.5	1	30
Keita Crespina	1	26	26.0	0	26
Chris Ryan	1	13	13.0	0	13
Joseph Todd	1	19	19.0	0	19
Donovan Arp	1	4	4.0	0	4
Sean Scott	1	5	5.0	1	5
<b>TOTALS</b>	14	215	15.4	2	44
<b>OPPONENTS</b>	17	188	11.1	2	45

KICK RETURNS	NO.	YDS	AVG	TD	LONG
Steve Smith	69	1425	20.7	3	57
Chris Jackson	6	75	12.5	0	20
Eddie Moten	5	26	5.2	0	10
Keita Crespina	2	11	5.5	0	10
Tyronne Jones	1	7	7.0	0	7
Joseph Todd	1	20	20.0	0	20
Anthony Hines	1	9	9.0	0	9
Sean Scott	1	2	2.0	0	2
Konrad Dean	1	0	0.0	0	0
Rob Milanese	1	0	0.0	0	0
<b>TOTALS</b>	88	1575	17.9	3	57
<b>OPPONENTS</b>	85	1529	18.0	4	58

FUMBLE RETURNS	NO.	YDS	AVG	TD	LONG
Calvin Coleman	1	0	0.0	1	0
Marlion Jackson	1	13	13.0	0	13
Dan Koons	1	5	5.0	0	5
Sean Scott	0	0	0.0	1	0
<b>TOTALS</b>	3	18	6.0	2	13
<b>OPPONENTS</b>	1	3	3.0	0	3



## 2005 YEARLY BREAKDOWN

SCORING	TD	FGS	PAT'S KICK	RUSH	RCV	--  PASS	2PT	SAF	POINTS
Steve Smith	31	0-0	0-0	0-0	0	0-0	0	0	186
Sean Scott	26	0-0	0-0	0-0	1	0-0	0	0	158
Marcus Knight	23	0-0	0-0	0-0	0	0-0	0	0	138
Chris Ryan	16	0-0	0-0	1-1	0	0-0	0	0	98
Tim Seder	0	6-16	64-71	0-0	0	0-0	0	0	82
Tyronne Jones	8	0-0	0-0	0-0	0	0-0	0	0	48
Derek Schoreis	0	2-7	38-46	0-0	0	0-0	0	0	44
Rob Milanese	5	0-0	0-0	0-0	0	0-0	0	0	30
Michael Bishop	3	0-0	0-0	0-0	0	0-0	0	0	18
Keita Crespina	2	0-0	0-0	0-0	0	0-0	0	0	12
Tony Graziani	2	0-0	0-0	0-0	0	1-2	0	0	12
Chris Brown	2	0-0	0-0	0-0	0	0-0	0	0	12
Chris Avery	1	0-0	0-0	0-0	0	0-0	0	0	6
Calvin Coleman	1	0-0	0-0	0-0	0	0-0	0	0	6
Anthony Hines	1	0-0	0-0	0-0	0	0-0	0	0	6
Marlion Jackson	1	0-0	0-0	0-0	0	0-0	0	0	6
Arkee Thompson	1	0-0	0-0	0-0	0	0-0	0	0	6
Chris Jackson	1	0-0	0-0	0-0	0	0-0	0	0	6
Wes Ours	1	0-0	0-0	0-0	0	0-0	0	0	6
Marvin Brown	1	0-0	0-0	0-0	0	0-0	0	0	6
<b>TOTALS</b>	<b>126</b>	<b>8-23</b>	<b>102-117</b>	<b>1-1</b>	<b>1</b>	<b>1-2</b>	<b>0</b>	<b>0</b>	<b>886</b>
<b>OPPONENTS</b>	<b>121</b>	<b>9-19</b>	<b>116-127</b>	<b>0-0</b>	<b>0</b>	<b>0-0</b>	<b>0</b>	<b>0</b>	<b>869</b>

## 2006 YEARLY BREAKDOWN

TEAM STATS	PHI	OPP
SCORING	777	747
Points Per Game	48.6	46.7
FIRST DOWNS	321	287
Rushing	60	32
Passing	213	217
Penalty	48	38
RUSHING YARDAGE	491	340
Yards gained rushing	513	356
Yards lost rushing	22	16
Rushing Attempts	194	118
Average Per Rush	2.5	2.9
Average Per Game	30.7	21.3
TDs Rushing	31	14
PASSING YARDAGE	4135	4196
Att-Comp-Int	576-354-14	577-357-28
Average Per Pass	7.2	7.3
Average Per Catch	11.7	11.8
Average Per Game	258.4	262.3
TDs Passing	65	81
TOTAL OFFENSE	4626	4536
Total Plays	775	716
Average Per Play	6.0	6.3
Average Per Game	289.1	283.5
KICK RETURNS: #-YARDS	78-1344	93-1724
FG RETURNS: #-YARDS	14-244	14-273
INT RETURNS: #-YARDS	28-278	14-181
KICK RETURN AVERAGE	17.2	18.5
FG RETURN AVERAGE	17.4	19.5
INT RETURN AVERAGE	9.9	12.9
FUMBLES-LOST	30-20	23-10
PENALTIES-YARDS	117-726	126-713
Average Per Game	45.4	44.6



# 2006 YEARLY BREAKDOWN

TEAM STATS	PHI	OPP
TIME OF POSSESSION/GAME	31:06	29:22
3RD-DOWN CONVERSIONS	54/122	46/114
3rd-Down Pct	44%	40%
4TH-DOWN CONVERSIONS	16/30	18/36
4th-Down Pct	53%	50%
SACKS BY-YARDS	21-109	5-18
MISC YARDS	0	-16
TOUCHDOWNS SCORED	106	103
FIELD GOALS-ATTEMPTS	14-33	11-31
4-point drop-kick FGs	0-0	0-0
PAT-ATTEMPTS	95-103	72-84
2-point drop-kick PATs	0-0	0-0
ATTENDANCE	123708	102688
Games/Avg Per Game	8/15464	8/12836

RUSHING	GP	ATT	GAIN	LOSS	NET	AVG	TD	LONG	AVG/G
Wes Ours	14	50	132	2	130	2.6	11	12	9.3
Sean Scott	16	35	115	0	115	3.3	7	14	7.2
Chad Dukes	16	43	116	10	106	2.5	7	13	6.6
Mike Brown	15	35	105	4	101	2.9	4	13	6.7
Connell Maynor	4	5	29	0	29	5.8	0	13	7.3
Tony Graziani	12	6	12	0	12	2.0	2	8	1.0
Raheem Orr	16	5	3	0	3	0.6	0	2	0.2
Marcus Knight	6	1	1	0	1	1.0	0	1	0.2
Matt Sauk	14	13	0	4	-4	-0.3	0	0	-0.3
<b>TOTAL</b>	<b>16</b>	<b>194</b>	<b>513</b>	<b>22</b>	<b>491</b>	<b>2.5</b>	<b>31</b>	<b>14</b>	<b>30.7</b>
<b>OPPONENTS</b>	<b>16</b>	<b>118</b>	<b>356</b>	<b>16</b>	<b>340</b>	<b>2.9</b>	<b>14</b>	<b>35</b>	<b>21.3</b>

# 2006 YEARLY BREAKDOWN

PASSING	GP	RATING	ATT-CMP-INT	PCT	YDS	TD	LONG	AVG/G
Matt Sauk	14	105.65	166-109-3	65.7	1046	20	29	74.7
Connell Maynor	4	116.67	21-13-0	61.9	118	4	39	29.5
Tony Graziani	12	98.37	389-232-11	59.6	2989	41	46	249.1
<b>TOTAL</b>	<b>16</b>	<b>101.43</b>	<b>576-354-14</b>	<b>61.5</b>	<b>4153</b>	<b>65</b>	<b>46</b>	<b>259.6</b>
<b>OPPONENTS</b>	<b>16</b>	<b>99.59</b>	<b>577-357-28</b>	<b>61.9</b>	<b>4303</b>	<b>81</b>	<b>49</b>	<b>268.9</b>

RECEIVING	GP	REC	YDS	AVG	TD	LONG	AVG/G
Sean Scott	16	87	999	11.5	17	44	62.4
Mike Brown	15	79	939	11.9	12	46	62.6
J.J. McKelvey	11	36	589	16.4	12	45	53.5
Rob Milanese	14	38	498	13.1	10	45	35.6
Marcus Knight	6	44	476	10.8	4	31	79.3
Steve Smith	8	41	419	10.2	5	34	52.4
Cornelius White	4	7	60	8.6	0	13	15.0
E.J. Burt	16	4	57	14.3	1	29	3.6
Connell Maynor	4	3	39	13.0	0	17	9.8
Wes Ours	14	4	33	8.3	1	17	2.4
Reggie Doster	16	5	22	4.4	1	8	1.4
Cyron Brown	8	1	9	9.0	0	9	1.1
Chad Dukes	16	2	6	3.0	1	3	0.4
Anthony Bright	2	1	4	4.0	0	4	2.0
Dwayne Missouri	16	2	3	1.5	1	2	0.2
<b>TOTALS</b>	<b>16</b>	<b>354</b>	<b>4153</b>	<b>11.7</b>	<b>65</b>	<b>46</b>	<b>259.6</b>
<b>OPPONENTS</b>	<b>16</b>	<b>357</b>	<b>4303</b>	<b>12.1</b>	<b>81</b>	<b>49</b>	<b>268.9</b>

FG RETURNS	RET	YDS	AVG	TD	LONG
Mike Brown	7	135	19.3	0	33
Eddie Moten	2	15	7.5	0	8
Marcus Knight	2	29	14.5	0	18
Steve Smith	1	7	7.0	0	7
Sean Scott	1	41	41.0	0	41
Rob Milanese	1	17	17.0	0	17
<b>TOTALS</b>	<b>14</b>	<b>244</b>	<b>17.4</b>	<b>0</b>	<b>41</b>
<b>OPPONENTS</b>	<b>14</b>	<b>273</b>	<b>19.5</b>	<b>1</b>	<b>55</b>



# 2006 YEARLY BREAKDOWN

TOTAL OFFENSE	GP	PLAYS	RUSH	PASS	TOTAL	AVG/G
Tony Graziani	12	395	12	2989	3001	250.1
Matt Sauk	14	179	-4	1046	1042	74.4
Connell Maynor	4	26	29	118	147	36.8
Wes Ours	14	50	130	0	130	9.3
Sean Scott	16	35	115	0	115	7.2
Chad Dukes	16	43	106	0	106	6.6
Mike Brown	15	35	101	0	101	6.7
Raheem Orr	16	5	3	0	3	0.2
Marcus Knight	6	1	1	0	1	0.2
<b>TOTALS</b>	<b>316</b>	<b>770</b>	<b>491</b>	<b>4153</b>	<b>4644</b>	<b>290.3</b>
<b>OPPONENTS</b>	<b>315</b>	<b>695</b>	<b>340</b>	<b>4303</b>	<b>4643</b>	<b>290.2</b>

FIELD GOALS	FGM-FGA	PCT	01-19	20-29	30-39	40-49	50-99	LONG	BLK
Todd France	14-33	42.4	4-4	4-7	3-5	2-7	1-10	51	1

ALL PURPOSE	GP	RUSH	REC	FG	KOR	IR	TOTAL	AVG/G
Mike Brown	15	101	939	135	746	36	1957	130.5
Sean Scott	16	115	999	41	4	19	1178	73.6
Steve Smith	8	0	419	7	322	0	748	93.5
Marcus Knight	6	1	476	29	190	0	696	116.0
J.J. McKelvey	11	0	589	0	0	0	589	53.5
Rob Milanese	14	-2	498	17	56	0	569	40.6
Eddie Moten	16	0	0	15	0	168	183	11.4
Wes Ours	14	130	33	0	0	0	163	11.6
Chad Dukes	16	106	6	0	1	0	113	7.1
Connell Maynor	4	29	39	0	0	0	68	17.0
Cornelius White	4	0	60	0	0	0	60	15.0
E.J. Burt	16	0	57	0	0	0	57	3.6
Kevin Gaines	16	0	0	0	12	30	42	2.6
Reggie Doster	16	0	22	0	0	19	41	2.6
Anthony Bright	2	0	4	0	13	0	17	8.5
Tony Graziani	12	12	0	0	0	0	12	1.0
Cyron Brown	8	0	9	0	0	0	9	1.1
Raheem Orr	16	3	0	0	0	6	9	0.6
Dwayne Missouri	16	0	3	0	0	0	3	0.2
<b>TOTALS</b>	<b>16</b>	<b>491</b>	<b>4153</b>	<b>244</b>	<b>1344</b>	<b>278</b>	<b>6510</b>	<b>406.9</b>
<b>OPPONENTS</b>	<b>16</b>	<b>340</b>	<b>4303</b>	<b>273</b>	<b>1724</b>	<b>181</b>	<b>6821</b>	<b>426.3</b>

# 2006 YEARLY BREAKDOWN

DEFENSIVE LEADERS	GP	TACKLES SOLO	AST	TOTAL	--  TFL/YDS	SACKS NO-YDS
Eddie Moten	16	91	26	104.5	0.0/0	0.0-0
Kevin Gaines	16	58	24	70.0	1.0/1	0.0-0
Mike Brown	15	36	19	45.5	0.0/0	0.0-0
Sean Scott	16	35	19	44.5	4.0/10	1.0-4
Reggie Doster	16	31	13	37.5	0.5/1	0.0-0
Raheem Orr	16	15	16	23.0	3.5/29	3.5-29
Dwayne Missouri	16	14	15	21.5	4.5/19	4.5/19
J.J. McKelvey	11	17	8	21.0	0.0/0	0.0-0
Chad Dukes	16	15	10	20.0	2.5/7	1.5-6
E.J. Burt	16	14	8	18.0	6.5/23	4.5-19
Ernest Allen	16	12	10	17.0	3.5/15	2.5-13
Wes Ours	14	12	6	15.0	0.0/0	0.0-0
Rob Milanese	14	11	0	11.0	0.0/0	0.0-0
Mike Mabry	15	6	4	8.0	4.0/13	2.0-11
Cornelius White	4	5	4	7.0	0.0/0	0.0-0
Cyron Brown	8	3	8	7.0	3.0/11	1.5-8
Todd France	16	5	2	6.0	0.0/0	0.0-0
Donny Klein	13	5	1	5.5	0.0/0	0.0-0
Marcus Knight	6	5	1	5.5	0.0/0	0.0-0
Aaron Boone	2	3	4	5.0	0.0/0	0.0-0
Clarence Curry	1	2	0	2.0	0.0/0	0.0-0
Steve Smith	8	1	1	1.5	0.0/0	0.0-0
Matt Sauk	14	1	0	1.0	0.0/0	0.0-0
Darnell Smith	2	1	0	1.0	0.0/0	0.0-0
Cecil Caldwell	2	0	1	0.5	0.0/0	0.0-0
<b>TOTALS</b>	<b>16</b>	<b>398</b>	<b>200</b>	<b>498.0</b>	<b>33.0/129</b>	<b>21.0-109</b>
<b>OPPONENTS</b>	<b>16</b>	<b>389</b>	<b>276</b>	<b>527.0</b>	<b>13.0/37</b>	<b>5.0-18</b>



## 2006 YEARLY BREAKDOWN

DEFENSIVE LEADERS	GP	PASS DEF INT-YDS	BRUP	QBH	FUMBLES RCV-YDS	FF	BLKD KICK	SAF
Eddie Moten	16	13-168	18	0	1-0	1	0	0
Kevin Gaines	16	5-30	11	0	0-0	1	0	0
Mike Brown	15	4-36	3	0	0-0	2	0	0
Sean Scott	16	2-19	5	0	2-0	0	0	0
Reggie Doster	16	3-19	6	0	1-2	2	0	0
Raheem Orr	16	1-6	1	0	0-0	1	0	0
Dwayne Missouri	16	0-0	5	1	0-0	2	0	0
J.J. McKelvey	11	0-0	1	0	1-0	1	0	0
Chad Dukes	16	0-0	4	1	2-0	0	1	0
E.J. Burt	16	0-0	1	0	0-0	2	0	0
Ernest Allen	16	0-0	2	3	0-0	1	1	0
Wes Ours	14	0-0	0	0	2-0	0	0	0
Rob Milanese	14	0-0	0	0	1-0	0	0	0
Mike Mabry	15	0-0	0	1	0-0	0	0	0
Cornelius White	4	0-0	0	0	0-0	0	0	0
Cyron Brown	8	0-0	0	0	0-0	0	0	0
Todd France	16	0-0	0	0	0-0	0	0	0
Donny Klein	13	0-0	0	0	0-0	0	0	0
Marcus Knight	6	0-0	0	0	0-0	0	0	0
Aaron Boone	2	0-0	1	0	0-0	0	0	0
Clarence Curry	1	0-0	0	0	0-0	0	0	0
Steve Smith	8	0-0	0	0	0-0	0	0	0
Matt Sauk	14	0-0	0	0	0-0	0	0	0
Darnell Smith	2	0-0	0	0	0-0	0	0	0
Cecil Caldwell	2	0-0	0	0	0-0	0	0	0
<b>TOTALS</b>	<b>16</b>	<b>28-278</b>	<b>58</b>	<b>6</b>	<b>10-2</b>	<b>13</b>	<b>2</b>	<b>0</b>
<b>OPPONENTS</b>	<b>16</b>	<b>14-181</b>	<b>51</b>	<b>8</b>	<b>20-27</b>	<b>10</b>	<b>3</b>	<b>2</b>

## 2006 YEARLY BREAKDOWN

INTERCEPTIONS	NO.	YDS	AVG	TD	LONG
Eddie Moten	13	168	12.9	3	35
Kevin Gaines	5	30	6.0	0	30
Mike Brown	4	36	9.0	0	35
Reggie Doster	3	19	6.3	0	10
Sean Scott	2	19	9.5	0	12
Raheem Orr	1	6	6.0	1	6
<b>TOTALS</b>	<b>28</b>	<b>278</b>	<b>9.9</b>	<b>4</b>	<b>35</b>
<b>OPPONENTS</b>	<b>14</b>	<b>181</b>	<b>12.9</b>	<b>3</b>	<b>47</b>

KICK RETURNS	NO.	YDS	AVG	TD	LONG
Mike Brown	36	746	20.7	2	57
Steve Smith	19	322	16.9	0	33
Marcus Knight	12	190	15.8	0	40
Rob Milanese	4	56	14.0	0	20
Anthony Bright	3	13	4.3	0	12
Kevin Gaines	2	12	6.0	0	10
Chad Dukes	1	1	1.0	0	1
Sean Scott	1	4	4.0	0	4
<b>TOTALS</b>	<b>78</b>	<b>1344</b>	<b>17.2</b>	<b>2</b>	<b>57</b>
<b>OPPONENTS</b>	<b>93</b>	<b>1724</b>	<b>18.5</b>	<b>2</b>	<b>58</b>

FUMBLE RETURNS	NO.	YDS	AVG	TD	LONG
Chad Dukes	2	0	0.0	1	0
Sean Scott	2	0	0.0	0	0
Reggie Doster	1	2	2.0	1	0
Eddie Moten	1	0	0.0	0	0
Rob Milanese	1	0	0.0	0	0
Kevin Gaines	0	0	0.0	1	0
Wes Ours	0	0	0.0	1	0
<b>TOTALS</b>	<b>7</b>	<b>2</b>	<b>0.3</b>	<b>4</b>	<b>0</b>
<b>OPPONENTS</b>	<b>15</b>	<b>27</b>	<b>1.8</b>	<b>2</b>	<b>14</b>



## 2006 YEARLY BREAKDOWN

SCORING	TD	FGS	PAT'S			RCV	-			POINTS
			KICK	RUSH			PASS	2PT	SAF	
Sean Scott	24	0-0	0-0	0-0	0	0-0	0	0	144	
Todd France	0	14-33	95-103	0-0	0	0-0	0	0	137	
Mike Brown	18	0-0	0-0	0-0	0	0-0	0	0	108	
Wes Ours	13	0-0	0-0	0-0	0	0-0	0	0	78	
J.J. McKelvey	12	0-0	0-0	0-0	0	0-0	0	0	72	
Rob Milanese	10	0-0	0-0	0-0	0	0-0	0	0	60	
Chad Dukes	9	0-0	0-0	0-0	0	0-0	0	0	54	
Steve Smith	5	0-0	0-0	0-0	0	0-0	0	0	30	
Marcus Knight	4	0-0	0-0	0-0	2	0-0	0	0	28	
Eddie Moten	3	0-0	0-0	0-0	0	0-0	0	0	18	
Tony Graziani	2	0-0	0-0	0-0	0	0-0	0	0	12	
Reggie Doster	2	0-0	0-0	0-0	0	0-0	0	0	12	
Kevin Gaines	1	0-0	0-0	0-0	0	0-0	0	0	6	
E.J. Burt	1	0-0	0-0	0-0	0	0-0	0	0	6	
Dwayne Missouri	1	0-0	0-0	0-0	0	0-0	0	0	6	
Raheem Orr	1	0-0	0-0	0-0	0	0-0	0	0	6	
Connell Maynor	0	0-0	0-0	0-0	0	0-1	0	0	0	
Matt Saulk	0	0-0	0-0	0-0	0	2-2	0	0	0	
<b>TOTALS</b>	<b>106</b>	<b>14-33</b>	<b>95-103</b>	<b>0-0</b>	<b>2</b>	<b>2-3</b>	<b>0</b>	<b>0</b>	<b>777</b>	
<b>OPPONENTS</b>	<b>103</b>	<b>11-31</b>	<b>72-84</b>	<b>1-4</b>	<b>5</b>	<b>5-16</b>	<b>0</b>	<b>2</b>	<b>739</b>	

## 2007 YEARLY BREAKDOWN

TEAM STATS	PHI	OPP
SCORING	900	835
Points Per Game	56.3	52.2
FIRST DOWNS	318	328
Rushing	43	34
Passing	233	236
Penalty	42	58
RUSHING YARDAGE	343	256
Yards gained rushing	366	275
Yards lost rushing	23	19
Rushing Attempts	110	115
Average Per Rush	3.1	2.2
Average Per Game	21.4	16.0
TDs Rushing	24	22
PASSING YARDAGE	4122	4600
Att-Comp-Int	564-342-20	622-382-19
Average Per Pass	7.3	7.4
Average Per Catch	12.1	12.0
Average Per Game	257.6	287.5
TDs Passing	90	88
TOTAL OFFENSE	4465	4856
Total Plays	683	757
Average Per Play	6.5	6.4
Average Per Game	279.1	303.5
KICK RETURNS: #-YARDS	98-1843	91-1593
FG RETURNS: #-YARDS	10-134	4-42
INT RETURNS: #-YARDS	19-279	20-130
KICK RETURN AVERAGE	18.8	17.5
FG RETURN AVERAGE	13.4	10.5
INT RETURN AVERAGE	14.7	6.5
FUMBLES-LOST	21-15	24-18
PENALTIES-YARDS	142-834	139-834
Average Per Game	52.1	52.1



# 2007 YEARLY BREAKDOWN

TEAM STATS	PHI	OPP
TIME OF POSSESSION/GAME	28:25	31:35
3RD-DOWN CONVERSIONS	54/96	51/114
3rd-Down Pct	56%	45%
4TH-DOWN CONVERSIONS	11/23	19/32
4th-Down Pct	48%	59%
SACKS BY-YARDS	20-121	9-41
MISC YARDS	39	-4
TOUCHDOWNS SCORED	126	119
FIELD GOALS-ATTEMPTS	9-16	7-22
4-point drop-kick FGs	0-0	0-0
PAT-ATTEMPTS	105-120	98-114
2-point drop-kick PATs	0-0	0-0
ATTENDANCE	126735	92161
Games/Avg Per Game	8/15842	8/11520

RUSHING	GP	ATT	GAIN	LOSS	NET	AVG	TD	LONG	AVG/G
Wes Ours	15	39	133	4	129	3.3	8	14	8.6
Juston Wood	10	11	66	0	66	6.0	3	22	6.6
Idris Price	16	27	67	10	57	2.1	8	14	3.6
Charles Pauley	16	4	44	0	44	11.0	1	25	2.8
George Layne	1	6	19	2	17	2.8	0	14	17.0
Leon Murray	7	2	11	0	11	5.5	0	10	1.6
Jerrian James	8	6	10	0	10	1.7	0	3	1.3
Tony Graziani	12	3	4	0	4	1.3	3	2	0.3
Mike Brown	12	2	2	0	2	1.0	1	1	0.2
Clint Stoerner	1	3	2	0	2	0.7	0	1	2.0
Sean Scott	9	7	8	7	1	0.1	0	4	0.1
<b>TOTAL</b>	<b>16</b>	<b>110</b>	<b>366</b>	<b>23</b>	<b>343</b>	<b>3.1</b>	<b>24</b>	<b>25</b>	<b>21.4</b>
<b>OPPONENTS</b>	<b>16</b>	<b>115</b>	<b>275</b>	<b>19</b>	<b>256</b>	<b>2.2</b>	<b>22</b>	<b>23</b>	<b>16.0</b>

# 2007 YEARLY BREAKDOWN

PASSING	GP	RATING	ATT-CMP-INT	PCT	YDS	TD	LONG	AVG/G
Clint Stoerner	1	94.91	38-24-0	63.2	242	2	23	242.0
Tony Graziani	12	116.95	362-225-8	62.2	2841	64	45	236.8
Juston Wood	10	88.33	143-84-9	58.7	980	20	40	98.0
Leon Murray	7	57.64	21-9-3	42.9	100	4	33	14.3
<b>TOTAL</b>	<b>16</b>	<b>108.18</b>	<b>564-342-20</b>	<b>60.6</b>	<b>4163</b>	<b>90</b>	<b>45</b>	<b>260.2</b>
<b>OPPONENTS</b>	<b>16</b>	<b>107.53</b>	<b>622-382-19</b>	<b>61.4</b>	<b>4721</b>	<b>88</b>	<b>49</b>	<b>295.1</b>

RECEIVING	GP	REC	YDS	AVG	TD	LONG	AVG/G
Charles Pauley	16	104	1473	14.2	27	45	92.1
Larry Brackins	10	56	786	14.0	20	40	78.6
J.J. McKelvey	13	50	544	10.9	19	34	41.8
Sean Scott	9	47	526	11.2	8	38	58.4
Jerrian James	8	36	355	9.9	9	45	44.4
C.J. Johnson	2	10	128	12.8	2	30	64.0
Steve Gonzalez	6	15	128	8.5	3	22	21.3
Wes Ours	15	12	112	9.3	1	19	7.5
Mike Brown	12	8	94	11.8	1	21	7.8
Scottie Vines	1	1	12	12.0	0	12	12.0
Martin Bibla	16	2	4	2.0	0	3	0.3
George Layne	1	1	1	1.0	0	1	1.0
<b>TOTALS</b>	<b>16</b>	<b>342</b>	<b>4163</b>	<b>12.2</b>	<b>90</b>	<b>45</b>	<b>260.2</b>
<b>OPPONENTS</b>	<b>16</b>	<b>382</b>	<b>4721</b>	<b>12.4</b>	<b>88</b>	<b>49</b>	<b>295.1</b>

FG RETURNS	RET	YDS	AVG	TD	LONG
Eddie Moten	5	60	12.0	0	22
Mike Brown	2	13	6.5	0	11
Dwayne Missouri	1	30	30.0	0	30
Charles Pauley	1	13	13.0	0	13
Brian Mance	1	0	0.0	0	0
Jason Davis	0	18	0.0	1	18
<b>TOTALS</b>	<b>10</b>	<b>134</b>	<b>13.4</b>	<b>1</b>	<b>30</b>
<b>OPPONENTS</b>	<b>4</b>	<b>42</b>	<b>10.5</b>	<b>1</b>	<b>20</b>





# 2007 YEARLY BREAKDOWN

TOTAL OFFENSE	GP	PLAYS	RUSH	PASS	TOTAL	AVG/G
Tony Graziani	12	365	4	2841	2845	237.1
Juston Wood	10	154	66	980	1046	104.6
Clint Stoerner	1	41	2	242	244	244.0
Wes Ours	15	39	129	0	129	8.6
Leon Murray	7	23	11	100	111	5.9
Idris Price	16	27	57	0	57	3.6
Charles Pauley	16	4	44	0	44	2.8
George Layne	1	6	17	0	17	17.0
Jerrian James	8	6	10	0	10	1.3
Mike Brown	12	2	2	0	2	0.2
Sean Scott	9	7	1	0	1	0.1
<b>TOTALS</b>	<b>318</b>	<b>674</b>	<b>343</b>	<b>4163</b>	<b>4506</b>	<b>281.6</b>
<b>OPPONENTS</b>	<b>314</b>	<b>737</b>	<b>256</b>	<b>4721</b>	<b>4977</b>	<b>311.1</b>

FIELD GOALS	FGM-FGA	PCT	01-19	20-29	30-39	40-49	50-99	LONG	BLK
Todd France	9-16	56.3	0-0	3-5	3-4	2-4	1-3	52	1

# 2007 YEARLY BREAKDOWN

ALL PURPOSE	GP	RUSH	REC	FG	KOR	IR	TOTAL	AVG/G
Charles Pauley	16	44	1473	13	733	0	2263	141.4
Mike Brown	12	2	94	13	919	37	1065	88.8
Larry Brackins	10	0	786	0	0	0	786	78.6
J.J. McKelvey	13	0	544	0	0	6	550	42.3
Sean Scott	9	1	526	0	4	0	531	59.0
Jerrian James	8	10	355	0	0	0	365	45.6
Eddie Moten	16	0	0	60	49	204	313	19.6
Wes Ours	15	129	112	0	0	0	241	16.1
Steve Gonzalez	6	0	128	0	113	0	241	40.2
C.J. Johnson	2	0	128	0	6	0	134	67.0
Juston Wood	10	66	0	0	0	0	66	6.6
Idris Price	16	57	0	0	0	0	57	3.6
Kevin Gaines	7	0	0	0	19	12	31	4.4
Dwayne Missouri	16	0	0	30	0	0	30	1.9
Johnnie Harris	6	0	0	0	0	20	20	3.3
Jason Davis	2	0	0	18	0	0	18	9.0
George Layne	1	17	1	0	0	0	18	18.0
Scottie Vines	1	0	12	0	0	0	12	12.0
Leon Murray	7	11	0	0	0	0	11	1.6
Tony Graziani	12	4	0	0	0	0	4	0.3
Martin Bibla	16	0	4	0	0	0	4	0.3
Clint Stoerner	1	2	0	0	0	0	2	2.0
<b>TOTALS</b>	<b>16</b>	<b>343</b>	<b>4163</b>	<b>134</b>	<b>1843</b>	<b>279</b>	<b>6762</b>	<b>422.6</b>
<b>OPPONENTS</b>	<b>16</b>	<b>256</b>	<b>4721</b>	<b>42</b>	<b>1593</b>	<b>130</b>	<b>6742</b>	<b>421.4</b>



# 2007 YEARLY BREAKDOWN

DEFENSIVE LEADERS	GP	TACKLES			-  TFL/YDS	SACKS NO-YDS
		SOLO	AST	TOTAL		
Eddie Moten	16	75	28	89.0	0.0/0	0.0-0
Mike Brown	12	57	21	67.5	1.0/2	0.0-0
Brian Mance	15	45	9	49.5	0.0/0	0.0-0
Idris Price	16	30	19	39.5	5.5/22	2.0-16
Jerrian James	8	19	12	25.0	1.0/4	0.0-0
Johnnie Harris	6	24	1	24.5	0.0/0	0.0-0
Kevin Gaines	7	18	6	21.0	0.0/0	0.0-0
Bryan Save	16	8	24	20.0	4.0/17	3.0-14
J.J. McKelvey	13	15	9	19.5	0.0/0	0.0-0
Dwayne Missouri	16	14	10	19.0	6.0/43	7.0-43
Sean Scott	9	13	9	17.5	2.0/3	1.0-1
Aric Williams	4	11	10	16.0	0.0/0	0.0-0
Raheem Orr	12	13	5	15.5	0.0/0	0.0-0
Gabe Nyenhuis	10	9	10	14.0	4.0/21	3.0-18
Larry Brackins	10	10	5	12.5	0.0/0	0.0-0
Steve Gonzalez	6	7	1	7.5	0.0/0	0.0-0
Felipe Claybrooks	5	5	5	7.5	2.0/5	1.0-4
Tood France	16	6	2	7.0	0.0/0	0.0-0
Delbert Cowsette	6	1	5	3.5	0.0/0	0.0-0
Charels Pualey	16	2	0	2.0	0.0/0	0.0-0
C.J. Johnson	2	2	0	2.0	0.0/0	0.0-0
Leon Murray	7	1	0	1.0	0.0/0	0.0-0
Wes Ours	15	1	0	1.0	0.0/0	0.0-0
Juston Wood	10	1	0	1.0	0.0/0	0.0-0
Mike Mabry	16	0	2	1.0	0.0/0	0.0-0
Martin Bibla	16	1	0	1.0	0.0/0	0.0-0
Phil Bogle	16	1	0	1.0	0.0/0	0.0-0
Jason Davis	2	0	1	0.5	0.5/1	0.0-0
<b>TOTALS</b>	16	389	194	486.0	26.0/118	17.0-96
<b>OPPONENTS</b>	16	343	194	440	18.0/56	8.0-37

# 2007 YEARLY BREAKDOWN

DEFENSIVE LEADERS	GP	PASS DEF		-  QBH	FUMBLES		-  FF	BLKD	
		INT-YDS	BRUP		RCV-YDS	FF		KICK	SAF
Eddie Moten	16	9-204	2	4	0-0	1	0	0	0
Mike Brown	12	6-37	2	0	2-3	0	0	0	0
Brian Mance	15	0-0	4	0	2-0	2	0	0	0
Idris Price	16	0-0	4	1	1-0	2	3	0	0
Jerrian James	8	0-0	1	0	2-0	0	0	0	0
Johnnie Harris	6	2-20	2	0	0-0	0	0	0	0
Kevin Gaines	7	1-12	5	0	0-0	0	0	0	0
Bryan Save	16	0-0	0	3	2-0	2	0	0	0
J.J. McKelvey	13	1-6	2	1	0-0	0	0	0	0
Dwayne Missouri	16	0-0	4	1	4-0	6	1	1	0
Sean Scott	9	0-0	3	0	2-0	0	0	0	0
Aric Williams	4	0-0	2	0	1-0	0	0	0	0
Raheem Orr	12	0-0	1	1	0-0	0	0	0	0
Gabe Nyenhuis	10	0-0	2	2	0-0	2	0	0	0
Larry Brackins	10	0-0	0	0	0-0	0	0	0	0
Steve Gonzalez	6	0-0	0	0	0-0	0	0	0	0
Felipe Claybrooks	5	0-0	2	0	1-1	0	1	0	0
Tood France	16	0-0	0	0	1-0	0	0	0	0
Delbert Cowsette	6	0-0	0	0	0-0	0	0	0	0
Charels Pualey	16	0-0	0	0	0-0	0	0	0	0
C.J. Johnson	2	0-0	0	0	0-0	0	0	0	0
Leon Murray	7	0-0	0	0	0-0	0	0	0	0
Wes Ours	15	0-0	0	0	0-0	0	0	0	0
Juston Wood	10	0-0	0	0	0-0	0	0	0	0
Mike Mabry	16	0-0	0	0	0-0	0	0	0	0
Martin Bibla	16	0-0	0	0	0-0	0	0	0	0
Phil Bogle	16	0-0	0	0	0-0	0	0	0	0
Jason Davis	2	0-0	0	0	0-0	0	0	0	0
<b>TOTALS</b>	16	19-279	58	9	18-4	15	5	1	0
<b>OPPONENTS</b>	16	20-130	64	15	15-17	15	3	1	0



# 2007 YEARLY BREAKDOWN

INTERCEPTIONS	NO.	YDS	AVG	TD	LONG
Eddie Moten	9	204	22.7	3	50
Mike Brown	6	37	6.2	0	30
Johnnie Harris	2	20	10.0	0	17
Kevin Gaines	1	12	12.0	0	12
J.J. McKelvey	1	6	6.0	0	6
<b>TOTALS</b>	<b>19</b>	<b>279</b>	<b>14.7</b>	<b>3</b>	<b>50</b>
<b>OPPONENTS</b>	<b>20</b>	<b>130</b>	<b>6.5</b>	<b>3</b>	<b>39</b>

KICK RETURNS	NO.	YDS	AVG	TD	LONG
Mike Brown	44	919	20.9	1	56
Charles Pauley	37	733	19.8	1	57
Steve Gonzalez	9	113	12.6	0	20
Eddie Moten	4	49	12.3	0	19
Kevin Gaines	2	19	9.5	0	19
Sean Scott	1	4	4.0	0	4
C.J. Johnson	1	6	6.0	0	6
<b>TOTALS</b>	<b>98</b>	<b>1843</b>	<b>18.8</b>	<b>2</b>	<b>57</b>
<b>OPPONENTS</b>	<b>91</b>	<b>1593</b>	<b>17.5</b>	<b>5</b>	<b>57</b>

FUMBLE RETURNS	NO.	YDS	AVG	TD	LONG
Dwayne Missouri	3	0	0.0	1	0
Mike Brown	2	3	1.5	1	3
Sean Scott	2	0	0.0	0	0
Jerrian James	2	0	0.0	0	0
Brian Mance	2	0	0.0	2	0
Bryan Save	2	0	0.0	0	0
Idris Price	1	0	0.0	0	0
Todd France	1	0	0.0	0	0
Felipe Claybrooks	1	1	1.0	1	1
Aric Williams	1	0	0.0	1	0
<b>TOTALS</b>	<b>17</b>	<b>4</b>	<b>0.2</b>	<b>6</b>	<b>3</b>
<b>OPPONENTS</b>	<b>14</b>	<b>17</b>	<b>1.2</b>	<b>0</b>	<b>9</b>

# 2007 YEARLY BREAKDOWN

SCORING	TD	FGS	PAT'S KICK	RUSH	RCV	-  PASS	2PT	SAF	POINTS
Charles Pauley	29	0-0	0-0	0-0	0	0-0	0	0	174
Todd France	0	9-16	105-120	0-0	0	0-0	0	0	132
Larry Brackins	20	0-0	0-0	0-0	1	0-0	0	0	122
J.J. McKelvey	19	0-0	0-0	0-0	1	0-0	0	0	116
Wes Ours	9	0-0	0-0	0-0	1	0-0	0	0	56
Jerrian James	9	0-0	0-0	0-0	0	0-0	0	0	54
Idris Price	8	0-0	0-0	1-1	0	0-0	0	0	50
Sean Scott	8	0-0	0-0	0-0	0	0-0	0	0	48
Mike Brown	4	0-0	0-0	0-0	0	0-0	0	0	24
Tony Graziani	3	0-0	0-0	1-1	0	2-2	0	0	20
Eddie Moten	3	0-0	0-0	0-0	0	0-0	0	0	18
Juston Wood	3	0-0	0-0	0-0	0	0-0	0	0	18
Steve Gonzalez	3	0-0	0-0	0-0	0	0-0	0	0	18
C.J. Johnson	2	0-0	0-0	0-0	0	0-0	0	0	12
Brian Mance	2	0-0	0-0	0-0	0	0-0	0	0	12
Dwayne Missouri	1	0-0	0-0	0-0	0	0-0	0	1	8
Jason Davis	1	0-0	0-0	0-0	0	0-0	0	0	6
Felipe Claybrooks	1	0-0	0-0	0-0	0	0-0	0	0	6
Aric Williams	1	0-0	0-0	0-0	0	0-0	0	0	6
Leon Murray	0	0-0	0-0	0-1	0	0-0	0	0	0
Clint Stoerner	0	0-0	0-0	0-0	0	1-1	0	0	0
<b>TOTALS</b>	<b>126</b>	<b>9-16</b>	<b>105-120</b>	<b>2-3</b>	<b>3</b>	<b>3-3</b>	<b>0</b>	<b>1</b>	<b>900</b>
<b>OPPONENTS</b>	<b>119</b>	<b>7-22</b>	<b>98-114</b>	<b>0-0</b>	<b>0</b>	<b>0-5</b>	<b>0</b>	<b>1</b>	<b>835</b>



# 2008 YEARLY BREAKDOWN

RUSHING	GP	ATT	GAIN	LOSS	NET	AVG	TD	AVG/G
Matt D'Orazio	16	56	229	5	224	4	11	14
Clifton Smith	15	50	140	9	131	2.6	10	8.7
Wes Ours	16	23	80	1	79	3.4	3	4.9
Glen Gauntt	3	1	11	0	11	11	0	3.7
Tony Graziani	7	1	6	0	6	11	0	0.9
Brent Holmes	5	1	3	0	3	3	0	0.6
Kenny Henderson	2	1	2	0	2	2	0	1
Mike Brown	11	1	0	0	0	0	0	0
Chris Jackson	16	1	0	2	-2	-2	0	-0.1
<b>TOTALS</b>	<b>16</b>	<b>135</b>	<b>471</b>	<b>17</b>	<b>454</b>	<b>3.4</b>	<b>24</b>	<b>28.4</b>
<b>OPPONENTS</b>	<b>16</b>	<b>114</b>	<b>531</b>	<b>159</b>	<b>372</b>	<b>3.3</b>	<b>33</b>	<b>23.3</b>

PASSING	GP	RAT	ATT-COM-INT	PCT.	YDS	TDS	LONG	AVG/G
Matt D'Orazio	16	131.3	416-301-4	72.4	3331	72	43	208.2
Tony Graziani	7	120.7	129-86-4	66.7	1138	30	39	162.6
Glen Gauntt	3	42.7	8-3-1	37.5	34	1	17	11.3
Chris Jackson	16	158.3	1-1-0	100	16	1	16	1
<b>TOTALS</b>	<b>16</b>	<b>127.7</b>	<b>554-391-9</b>	<b>70.6</b>	<b>4519</b>	<b>104</b>	<b>43</b>	<b>282.4</b>
<b>OPPONENTS</b>	<b>16</b>	<b>109.4</b>	<b>594-383-16</b>	<b>64.5</b>	<b>4561</b>	<b>78</b>	<b>45</b>	<b>285.1</b>

RECEIVING	GP	REC	YARDS	AVG	TDS	LONG	AVG/G
Chris Jackson	16	140	1719	12.3	49	41	107.4
Larry Brackins	15	107	1395	13	29	43	93
Darius Watts	6	38	376	9.9	5	27	62.7
Brent Holmes	5	36	343	9.5	6	27	68.6
Sean Scott	6	13	144	11.1	1	25	24
Wes Ours	16	13	96	7.4	2	20	6
Clif Dell	1	12	117	9.8	2	18	117
Kenny Henderson	2	10	122	12.2	3	26	61
Martin Bibla	16	8	82	10.3	1	15	5.1
Phil Bogle	16	7	60	8.6	6	21	3.8
Jamall Broussard	1	5	44	8.8	0	19	44
Mike Brown	11	2	21	10.5	0	17	1.9
<b>TOTALS</b>	<b>16</b>	<b>391</b>	<b>4519</b>	<b>11.6</b>	<b>104</b>	<b>43</b>	<b>282.4</b>
<b>OPPONENTS</b>	<b>16</b>	<b>383</b>	<b>4561</b>	<b>11.9</b>	<b>78</b>	<b>45</b>	<b>285.1</b>

# 2008 YEARLY BREAKDOWN

FG RETURNS	RET	YARDS	AVG	TDS	LONG
Mike Brown	1	5	5	0	5
Eddie Moten	1	27	27	0	27
<b>TOTALS</b>	<b>2</b>	<b>32</b>	<b>16</b>	<b>0</b>	<b>27</b>
<b>OPPONENTS</b>	<b>6</b>	<b>98</b>	<b>16.3</b>	<b>0</b>	<b>31</b>

TOTAL OFFENSE	GP	PLAYS	RUSH	PASS	TOTAL	AVG/G
Matt D'Orazio	16	470	227	3331	3558	222.4
Tony Graziani	7	132	6	1128	1134	189
Clifton Smith	15	50	133	0	133	8.9
Wes Ours	16	23	80	0	80	5
Glen Gauntt	3	9	11	34	45	15
Chris Jackson	16	2	-2	16	14	0.9
Brent Holmes	5	1	3	0	3	0.3
Kenny Henderson	2	1	2	0	2	1
Mike Brown	11	1	0	0	0	0
<b>TOTALS</b>	<b>16</b>	<b>689</b>	<b>460</b>	<b>4509</b>	<b>4989</b>	<b>310.6</b>
<b>OPPONENTS</b>	<b>16</b>	<b>606</b>	<b>372</b>	<b>3725</b>	<b>4097</b>	<b>256.1</b>

FIELD GOALS	FGM-FGA	PCT	01-19	20-29	30-39	40-49	50-99	LONG	BLK
Connor Hughes	5-14	35.7	1-1	1-5	3-6	0-2	0-0	38	0



## 2008 YEARLY BREAKDOWN

ALL-PURPOSE	GP	RUSH	REC	FG	KOR	IR	TOTAL	AVG/G
Chris Jackson	16	-2	1692	0	9	0	1699	106.2
Larry Brackins	15	0	1412	0	0	0	1412	94.1
Mike Brown	11	0	21	5	1110	28	1164	105.8
Darius Watts	6	0	376	0	0	6	376	62.7
Brent Holmes	5	3	343	0	0	0	346	34.6
Matt D'Orazio	16	227	0	0	0	0	227	14.2
Wes Ours	16	80	96	0	0	0	176	11
Kenny Henderson	2	2	112	0	37	0	151	75.5
Sean Scott	6	0	144	0	0	1	145	20.7
Clifton Smith	15	133	0	0	3	6	142	9.5
Clif Dell	1	0	117	0	0	0	117	117
Martin Bibla	16	0	82	0	0	0	82	5.1
Phil Bogle	16	0	60	0	0	0	60	3.8
Jamall Broussard	1	0	44	0	0	0	44	44
Tony Graziani	7	6	0	0	0	0	6	1
Eddie Moten	15	0	0	27	88	98	213	14.2
<b>TOTALS</b>	<b>16</b>	<b>449</b>	<b>4499</b>	<b>34</b>	<b>1159</b>	<b>41</b>	<b>6182</b>	<b>386.4</b>
<b>OPPONENTS</b>	<b>16</b>	<b>256</b>	<b>4721</b>	<b>98</b>	<b>1593</b>	<b>130</b>	<b>6798</b>	<b>424.9</b>

KICK RETURNS	RET	YARDS	AVG	TDS	LONG
Mike Brown	60	1105	18.4	3	57
Rob Keefe	18	339	18.8	0	34
Eddie Moten	8	88	11	0	21
Chris Jackson	5	9	1.8	0	11
Kenny Henderson	4	37	9.3	0	15
Larry Brackins	1	0	0	0	0
Clifton Smith	2	3	1.5	0	3
<b>TOTALS</b>	<b>99</b>	<b>1581</b>	<b>15.9</b>	<b>3</b>	<b>57</b>
<b>OPPONENTS</b>	<b>104</b>	<b>1709</b>	<b>16.4</b>	<b>1</b>	<b>56</b>

## 2008 YEARLY BREAKDOWN

FUMBLE RETURNS	NO	YARDS	AVG	TDS	LONG
Mike Brown	2	12	6	0	8
Rod Davis	2	0	0	0	0
Tom Johnson	2	0	0	0	0
Brian Mance	1	5	5	0	5
Bryan Save	1	5	5	0	5
Eddie Moten	1	0	0	0	0
Clifton Smith	1	0	0	0	0
Dee Webb	1	0	0	0	0
Gabe Nyenhuis	1	0	0	0	0
Sean Scott	1	0	0	0	0
Larry Brackins	1	0	0	0	0
<b>TOTALS</b>	<b>15</b>	<b>22</b>	<b>1.5</b>	<b>0</b>	<b>8</b>
<b>OPPONENTS</b>	<b>8</b>	<b>0</b>	<b>0</b>	<b>0</b>	<b>0</b>



# 2008 YEARLY BREAKDOWN

DEFENSIVE LEADERS	GP	TACKLES			-  TFL/YDS	SACKS NO-YDS
		SOLO	AST	TOTAL		
Eddie Moten	15	83	21	93.5	0.0/0	0.0-0
Brian Mance	9	45	9	49.5	0.0/0	0.0-0
Clifton Smith	15	33	24	45.0	2.0/10	1.0-9
Rob Keefe	7	36	10	41.0	1.0/1	0.0-0
Mike Brown	11	38	7	41.5	0.0/0	0.0-0
Dee Webb	15	34	12	40.0	0.0/0	0.0-0
Rod Davis	11	26	24	38.0	0.5/1	0.0-0
Gabe Nyenhuis	15	19	18	28.0	11.5/66	10.0-70
Anthony Dunn	11	13	25	25.5	5.5/30	6.0-30
Bryan Save	13	14	7	17.5	6.5/35	5.0-33
Sean Scott	6	9	5	11.5	1.0/1	0.0-0
Raheem Orr	1	6	7	9.5	0.5/0	0.0-0
Larry Brackins	15	7	4	9.0	0.0/0	0.0-0
Mondre Dickerson	1	4	5	6.5	0.5/1	0.0-0
Connor Hughes	16	5	3	6.5	0.0/0	0.0-0
Darius Watts	6	3	0	3.0	0.0/0	0.0-0
Justin Cleveland	1	1	2	2.0	1.0/5	1.0-5
Martin Bibla	16	1	0	1.0	0.0/0	0.0-0
Phil Bogle	16	1	0	1.0	0.0/0	0.0-0
Matt D'Orazio	16	1	0	1.0	0.0/0	0.0-0
Brent Holmes	5	1	0	1.0	0.0/0	0.0-0
Chris Jackson	16	1	0	1.0	0.0/0	0.0-0
Craig Kobel	1	1	0	1.0	0.0/0	0.0-0
Mike Mabry	16	1	0	1.0	0.0/0	0.0-0
Wes Ours	16	1	0	1.0	0.0/0	0.0-0
Durrand Roundtree	1	0	1	0.5	0.0/0	0.0-0
<b>TOTALS</b>	<b>16</b>	<b>435</b>	<b>184</b>	<b>527.0</b>	<b>34.0/0</b>	<b>24.0-151</b>
<b>OPPONENTS</b>	<b>16</b>	<b>437</b>	<b>186</b>	<b>530.0</b>	<b>24.0/0</b>	<b>19.0-0</b>

# 2008 YEARLY BREAKDOWN

DEFENSIVE LEADERS	GP	PASS DEF		-  QBH	FUMBLES RCV-YDS	-  FF	BLKD KICK	SAF
		INT-YDS	BRUP					
Eddie Moten	15	6-98	23	0	1-0	1	0	0
Brian Mance	9	0-0	6	0	1-5	1	0	0
Clifton Smith	15	1-6	1	0	1-0	1	0	0
Rob Keefe	7	0-0	3	0	0-0	0	0	0
Mike Brown	11	5-26	8	0	2-12	0	0	0
Dee Webb	15	0-0	5	0	1-0	1	0	0
Rod Davis	11	3-71	3	0	2-0	2	0	0
Gabe Nyenhuis	15	0-0	1	0	1-0	5	3	0
Anthony Dunn	11	0-0	3	0	0-0	4	1	0
Bryan Save	13	0-0	0	0	1-5	2	1	2
Sean Scott	6	1-1	0	0	1-0	0	0	0
Raheem Orr	1	0-0	1	0	0-0	0	0	0
Larry Brackins	15	0-0	0	0	1-0	3	0	0
Mondre Dickerson	1	0-0	0	0	0-0	0	1	0
Connor Hughes	16	0-0	0	0	0-0	0	0	0
Darius Watts	6	0-0	0	0	0-0	0	0	0
Justin Cleveland	1	0-0	0	0	0-0	0	0	0
Martin Bibla	16	0-0	0	0	0-0	0	0	0
Phil Bogle	16	0-0	0	0	0-0	0	0	0
Matt D'Orazio	16	0-0	0	0	0-0	0	0	0
Brent Holmes	5	0-0	0	0	0-0	1	0	0
Chris Jackson	16	0-0	0	0	0-0	0	0	0
Craig Kobel	1	0-0	0	0	0-0	0	0	0
Mike Mabry	16	0-0	0	0	0-0	0	0	0
Wes Ours	16	0-0	0	0	0-0	0	0	0
Durrand Roundtree	1	0-0	0	0	0-0	0	0	0
<b>TOTALS</b>	<b>16</b>	<b>16-202</b>	<b>55</b>	<b>0</b>	<b>15-22</b>	<b>22</b>	<b>5</b>	<b>2</b>
<b>OPPONENTS</b>	<b>16</b>	<b>9-76</b>	<b>22</b>	<b>0</b>	<b>15-17</b>	<b>9</b>	<b>3</b>	<b>0</b>



## 2008 YEARLY BREAKDOWN

INTERCEPTIONS	NO	YDS	AVG	TDS	LONG
Eddie Moten	6	98	16.3	1	52
Mike Brown	5	106	21.2	0	26
Rod Davis	3	71	23.7	2	35
Clifton Smith	1	6	6.0	0	6
Sean Scott	1	1	1.0	0	1
<b>TOTALS</b>	<b>16</b>	<b>282</b>	<b>17.6</b>	<b>3</b>	<b>52</b>
<b>OPPONENTS</b>	<b>9</b>	<b>76</b>	<b>8.4</b>	<b>2</b>	<b>20</b>

## 2011 YEARLY BREAKDOWN

TEAM STATISTICS	PHI	OPP
SCORING	914	969
Points Per Game	50.8	53.8
FIRST DOWNS	353	360
Rushing	43	51
Passing	260	269
Penalty	50	40
RUSHING YARDAGE	291	282
Yards gained rushing	323	327
Yards lost rushing	32	45
Rushing Attempts	115	138
Average Per Rush	2.5	2.0
Average Per Game	16.2	15.7
TDs Rushing	33	32
PASSING YARDAGE	4915	4567
Att-Comp-Int	606-370-32	640-414-22
Average Per Pass	8.1	7.1
Average Per Catch	13.3	11.0
Average Per Game	273.1	253.7
TDs Passing	87	91
TOTAL OFFENSE	5206	4849
Total Plays	752	807
Average Per Play	6.9	6.0
Average Per Game	289.2	269.4
KICK RETURNS: #-Yards	120-1854	97-1717
FG RETURNS: #-Yards	5-67	5-124
INT RETURNS: #-Yards	22-243	32-427
KICK RETURN AVERAGE	15.4	17.7
FG RETURN AVERAGE	13.4	24.8
INT RETURN AVERAGE	11.0	13.3
FUMBLES-LOST	26-17	32-15
PENALTIES-Yards	153-909	143-889
Average Per Game	50.5	49.4



# 2011 YEARLY BREAKDOWN

TEAM STATISTICS	PHI	OPP
TIME OF POSSESSION/Game	30:10	29:56
3RD-DOWN Conversions	40/90	51/115
3rd-Down Pct	44%	44%
4TH-DOWN Conversions	20/37	20/36
4th-Down Pct	54%	56%
SACKS BY-Yards	29-165	31-151
MISC YARDS	45	-66
TOUCHDOWNS SCORED	132	137
FIELD GOALS-ATTEMPTS	4-12	9-20
ON-SIDE KICKS	1-17	5-11
RED-ZONE SCORES	76-96 79%	94-120 78%
RED-ZONE TOUCHDOWNS	73-96 76%	89-120 74%
4-point drop-kick FGs	0-0	0-0
PAT-ATTEMPTS	104-128 81%	104-126 83%
2-point drop-kick PATs	0-0	0-0
ATTENDANCE	88220	81061
Games/Avg Per Game	9/9802	9/9007

RUSHING	GP	ATT	GAIN	LOSS	NET	AVG	TD	LONG	AVG/G
VENA, Ryan	18	56	175	16	159	2.8	20	32	8.8
WHITLEY, Darnel	18	26	71	2	69	2.7	7	9	3.8
NEWTON, Syvelle	18	6	17	0	17	2.8	3	5	0.9
ROSS, Daniel	5	8	15	0	15	1.9	1	4	3.0
STOKES, Keith	13	2	9	0	9	4.5	0	6	0.7
THOMPSON, Domin	1	2	12	4	8	4.0	0	12	8.0
WALKER, Damian	5	5	8	0	8	1.6	1	5	1.6
MORGAN, Donovan	16	6	13	7	6	1.0	1	5	0.4
ALLGOOD, Justin	5	2	3	0	3	1.5	0	2	0.6
KIRSCH, Brandon	1	1	0	0	0	0.0	0	0	0.0
TOTAL	18	115	323	32	291	2.5	33	32	16.2
OPPONENTS	18	138	327	45	282	2.0	32	13	15.7

# 2011 YEARLY BREAKDOWN

PASSING	GP	RATING	CMP-ATT-INT	PCT	YDS	TD	LNG	AVG/G
VENA, Ryan	18	107.74	276-448-22	61.6	3840	70	49	213.3
ALLGOOD, Justin	5	88.45	79-132-7	59.8	1016	14	46	203.2
KIRSCH, Brandon	1	59.17	14-25-3	56.0	180	2	36	180.0
NEWTON, Syvelle	18	158.33	1-1-0	100.0	16	1	16	0.9
TOTAL	18	100.65	370-606-32	61.1	4915	87	49	273.1
OPPONENTS	18	106.95	414-640-22	64.7	4567	91	45	253.7

RECEIVING	GP	NO.	YDS	AVG	TD	LONG	AVG/G
MORGAN, Donovan	16	121	1959	16.2	37	46	122.4
NEWTON, Syvelle	18	100	1286	12.9	21	45	71.4
STOKES, Keith	13	78	940	12.1	7	49	72.3
BRACKINS, Larry	16	41	492	12.0	13	33	30.8
NSEKLE, Ty	18	8	91	11.4	3	17	5.1
BROWN, Mike	17	6	108	18.0	2	36	6.4
TURNER, Alan	1	6	51	8.5	2	11	51.0
WHITLEY, Darnel	18	4	52	13.0	1	20	2.9
THOMPSON, Domin	1	2	28	14.0	1	16	28.0
HOLSTROM, Ryne	2	2	23	11.5	0	13	11.5
WALKER, Damian	5	2	22	11.0	0	13	4.4
TOTAL	18	370	5052	13.7	87	49	280.7
OPPONENTS	18	414	4714	11.4	91	45	261.9

FG RETURNS	NO.	YDS	AVG	TD	LONG
MARTIN, Chris	3	35	11.7	0	20
BROWN, Mike	1	32	32.0	0	32
RICHARDSON, Ken	1	0	0.0	0	0
TOTAL	5	67	13.4	0	32
OPPONENTS	5	124	24.8	0	34





# 2011 YEARLY BREAKDOWN

TOTAL OFFENSE	G	PLAYS	RUSH	PASS	TOTAL	AVG/G
VENA, Ryan	18	504	159	3840	3999	222.2
ALLGOOD, Justin	5	134	3	1016	1019	203.8
KIRSCH, Brandon	1	26	0	180	180	180.0
WHITLEY, Darnel	18	26	69	0	69	3.8
NEWTON, Syvelle	18	7	17	16	33	1.8
ROSS, Daniel	5	8	15	0	15	3.0
STOKES, Keith	13	2	9	0	9	0.7
THOMPSON, Domin	1	2	8	0	8	8.0
WALKER, Damian	5	5	8	0	8	1.6
MORGAN, Donovan	16	6	6	0	6	0.4
<b>TOTAL</b>	<b>18</b>	<b>721</b>	<b>291</b>	<b>4915</b>	<b>5206</b>	<b>289.2</b>
<b>OPPONENTS</b>	<b>18</b>	<b>778</b>	<b>282</b>	<b>4567</b>	<b>4849</b>	<b>269.4</b>

FIELD GOALS	FGM-FGA	PCT	01-19	20-29	30-39	40-49	50-99	LG	BLK
PAUL, James	2-3	66.7	1-1	1-2	0-0	0-0	0-0	25	0
SCACCIA, Massim	0-5	0.0	0-1	0-1	0-1	0-0	0-2	0	1
STRICTSKY, Jon	2-4	50.0	1-1	1-1	0-0	0-2	0-0	20	1

# 2011 YEARLY BREAKDOWN

ALL PURPOSE	G	RUSH	REC	FG	KOR	IR	TOT	AVG/G
STOKES, Keith	13	9	940	0	1200	0	2149	165.3
MORGAN, Donovan	16	6	1959	0	0	0	1965	122.8
NEWTON, Syvelle	18	17	1286	0	0	0	1303	72.4
BROWN, Mike	17	0	108	32	390	77	607	35.7
BRACKINS, Larry	16	0	492	0	5	0	497	31.1
MARTIN, Chris	13	0	0	35	213	0	248	19.1
VENA, Ryan	18	159	0	0	0	0	159	8.8
WHITLEY, Darnel	18	69	52	0	0	0	121	6.7
NSEKLE, Ty	18	0	91	0	0	0	91	5.1
VARNER, Tanner	7	0	0	0	12	74	86	12.3
ALFONZO, Dejuan	10	0	0	0	29	39	68	6.8
TURNER, Alan	1	0	51	0	0	0	51	51.0
SADLER, James	11	0	0	0	5	39	44	4.0
THOMPSON, Domin	1	8	28	0	0	0	36	36.0
WALKER, Damian	5	8	22	0	0	0	30	6.0
HOLSTROM, Ryne	2	0	23	0	0	0	23	11.5
ROSS, Daniel	5	15	0	0	0	0	15	3.0
HAYES, Jerome	15	0	0	0	0	8	8	0.5
PERKINS, Brando	17	0	0	0	0	5	5	0.3
ALLGOOD, Justin	5	3	0	0	0	0	3	0.6
FITZGERALD, Jef	15	0	0	0	0	1	1	0.1
<b>TOTAL</b>	<b>18</b>	<b>291</b>	<b>5052</b>	<b>67</b>	<b>1854</b>	<b>243</b>	<b>7507</b>	<b>417.1</b>



# 2011 YEARLY BREAKDOWN

DEFENSIVE LEADERS	GP	TACKLES SOLO	AST	TOTAL	--  TFL/YDS	SACKS NO-YDS
RICHARDSON, Ken	16	57	14	64.0	.	.
BROWN, Mike	17	52	20	62.0	4.0-12	.
MARTIN, Chris	13	54	14	61.0	1.0-23	.
PERKINS, Brando	17	42	19	51.5	8.5-42	5.5-34
VARNER, Tanner	7	40	10	45.0	.	.
SADLER, James	11	38	4	40.0	1.0-2	.
MALONE, Antonio	7	35	3	36.5	.	.
ALFONZO, Dejuan	10	29	15	36.5	2.5-6	.
FITZGERALD, Jef	15	23	9	27.5	3.5-20	2.5-18
HAYES, Jerome	15	16	10	21.0	3.0-16	1.0-7
BARNO, Dustin	14	16	6	19.0	7.5-61	5.5-39
CAMPBELL, Darrell	18	12	8	16.0	10.0-46	9.0-45
FRANK, Chris	2	9	6	12.0	.	.
BRACKINS, Larry	16	9	3	10.5	.	.
NEWTON, Syvelle	18	8	.	8.0	.	.
BRIGHT, Callaha	4	5	3	6.5	1.0-1	.
EVANS, Willie	8	5	1	5.5	1.5-2	1.5-2
STOKES, Keith	13	5	.	5.0	.	.
WHITLEY, Darnel	18	5	.	5.0	.	.
MORGAN, Donovan	16	4	.	4.0	.	.
BROWN, Melik	1	3	2	4.0	1.5-6	1.0-6
NSEKLE, Ty	18	3	1	3.5	.	.
BROWN, M.	1	3	1	3.5	1.0-1	1.0-1
STRICTSKY, Jon	7	3	.	3.0	.	.
POWELL, Robbie	5	2	.	2.0	.	.
MCMACKIN, Rob	11	2	.	2.0	.	.
JEHOVAH, Tramai	6	2	.	2.0	1.0-4	1.0-4
GARDNER, Drew	1	1	1	1.5	.	.
SCACCIA, Massim	3	1	1	1.5	.	.
ALLGOOD, Justin	5	1	.	1.0	.	.
AUMAITRE, Nyere	14	1	.	1.0	.	.
THOMPSON, Domin	1	.	1	0.5	.	.
<b>TOTAL</b>	<b>18</b>	<b>488</b>	<b>152</b>	<b>564.0</b>	<b>49-265</b>	<b>29-165</b>
<b>OPPONENTS</b>	<b>18</b>	<b>446</b>	<b>132</b>	<b>512.0</b>	<b>38-175</b>	<b>31-151</b>

# 2011 YEARLY BREAKDOWN

DEFENSIVE LEADERS	GP	PASS DEF INT-YDS	BRUP	--  QBH	FUMBLES RCV-YDS	--  FF	BLKD KICK	SAF
RICHARDSON, Ken	16	1-0	11	.	1-36	2	.	.
BROWN, Mike	17	8-77	2	.	0-1	.	.	.
MARTIN, Chris	13	1-0	4	.	1-30	.	.	.
PERKINS, Brando	17	1-5	3	1	3-4	2	.	.
VARNER, Tanner	7	5-74	4	.	1-5	.	1	.
SADLER, James	11	2-39	3	.	1-0	1	.	.
MALONE, Antonio	7	1-0	6	.	.	.	.	.
ALFONZO, Dejuan	10	1-39	2	.	2-3	.	.	.
FITZGERALD, Jef	15	1-1	3	.	2-0	3	.	.
HAYES, Jerome	15	1-8	3	.	1-47	.	.	.
BARNO, Dustin	14	.	2	.	1-0	3	2	2
CAMPBELL, Darrell	18	.	1	1	.	2	1	.
FRANK, Chris	2	.	.	.	1-0	.	.	.
BRACKINS, Larry	16	.	.	.	.	1	.	.
NEWTON, Syvelle	18	.	.	.	.	.	.	.
BRIGHT, Callaha	4	.	.	.	.	.	.	.
EVANS, Willie	8	.	.	.	.	.	.	1
STOKES, Keith	13	.	.	.	.	.	.	.
WHITLEY, Darnel	18	.	.	.	.	.	.	.
MORGAN, Donovan	16	.	.	.	.	.	.	.
BROWN, Melik	1	.	.	.	.	.	.	.
NSEKLE, Ty	18	.	.	.	.	.	.	.
BROWN, M.	1	.	.	.	.	.	.	.
STRICTSKY, Jon	7	.	.	.	.	.	.	.
POWELL, Robbie	5	.	.	.	.	.	.	.
MCMACKIN, Rob	11	.	.	.	.	.	.	.
JEHOVAH, Tramai	6	.	.	.	.	1	.	.
GARDNER, Drew	1	.	.	.	.	.	.	.
SCACCIA, Massim	3	.	.	.	.	.	.	.
ALLGOOD, Justin	5	.	.	.	.	.	.	.
AUMAITRE, Nyere	14	.	.	.	.	.	.	.
THOMPSON, Domin	1	.	.	.	.	.	.	.
<b>TOTAL</b>	<b>18</b>	<b>22-243</b>	<b>44</b>	<b>2</b>	<b>14-126</b>	<b>16</b>	<b>4</b>	<b>3</b>
<b>OPPONENTS</b>	<b>18</b>	<b>32-427</b>	<b>70</b>	<b>16</b>	<b>13-14</b>	<b>10</b>	<b>4</b>	<b>2</b>



# 2011 YEARLY BREAKDOWN

INTERCEPTIONS	NO.	YDS	AVG	TD	LONG
BROWN, Mike	8	77	9.6	1	19
VARNER, Tanner	5	74	14.8	2	36
SADLER, James	2	39	19.5	0	38
PERKINS, Brando	1	5	5.0	0	5
MALONE, Antonio	1	0	0.0	0	0
HAYES, Jerome	1	8	8.0	0	8
RICHARDSON, Ken	1	0	0.0	0	0
MARTIN, Chris	1	0	0.0	0	0
FITZGERALD, Jef	1	1	1.0	0	1
ALFONZO, Dejuan	1	39	39.0	1	39
<b>TOTAL</b>	<b>22</b>	<b>243</b>	<b>11.0</b>	<b>4</b>	<b>39</b>
<b>OPPONENTS</b>	<b>32</b>	<b>427</b>	<b>13.3</b>	<b>8</b>	<b>50</b>

KICK RETURNS	NO.	YDS	AVG	TD	LONG
STOKES, Keith	66	1200	18.2	2	57
BROWN, Mike	23	390	17.0	0	39
MARTIN, Chris	14	213	15.2	0	22
ALFONZO, Dejuan	7	29	4.1	0	18
TEAM	4	0	0.0	0	0
SADLER, James	3	5	1.7	0	5
VARNER, Tanner	1	12	12.0	1	12
WHITLEY, Darnel	1	0	0.0	0	0
BRACKINS, Larry	1	5	5.0	0	5
<b>TOTAL</b>	<b>120</b>	<b>1854</b>	<b>15.4</b>	<b>3</b>	<b>57</b>
<b>OPPONENTS</b>	<b>97</b>	<b>1717</b>	<b>17.7</b>	<b>4</b>	<b>56</b>

# 2011 YEARLY BREAKDOWN

FUMBLE RETURNS	NO.	YDS	AVG	TD	LONG
VARNER, Tanner	1	5	5.0	0	0
PERKINS, Brando	1	4	4.0	2	0
MARTIN, Chris	1	30	30.0	0	30
HAYES, Jerome	1	47	47.0	1	47
RICHARDSON, Ken	1	36	36.0	0	35
BROWN, Mike	1	1	1.0	0	0
ALFONZO, Dejuan	1	3	3.0	0	3
NEWTON, Syvelle	0	0	0.0	1	0
STOKES, Keith	0	0	0.0	1	0
<b>TOTAL</b>	<b>7</b>	<b>126</b>	<b>18.0</b>	<b>5</b>	<b>47</b>
<b>OPPONENTS</b>	<b>6</b>	<b>14</b>	<b>2.3</b>	<b>2</b>	<b>7</b>

SCORING	TD	FGS	KICK	RUSH	RCV	PASS	2PT	SAF	POINTS
MORGAN, Donovan	38	0-0	0-0	0-0	0	0-0	0	0	228
NEWTON, Syvelle	25	0-0	0-0	0-0	0	0-0	0	0	150
VENA, Ryan	20	0-0	0-0	0-1	0	0-1	0	0	120
BRACKINS, Larry	13	0-0	0-0	0-0	0	0-0	0	0	78
STOKES, Keith	10	0-0	0-0	0-0	0	0-0	0	0	60
WHITLEY, Darnel	8	0-0	0-0	0-0	0	0-0	0	0	48
STRICTSKY, Jon	0	2-4	39-48	0-0	0	0-0	0	0	45
SMITH, Robbie	0	0-0	35-41	0-0	0	0-0	0	0	35
PAUL, James	0	2-3	13-17	0-0	0	0-0	0	0	19
BROWN, Mike	3	0-0	0-0	0-0	0	0-0	0	0	18
VARNER, Tanner	3	0-0	0-0	0-0	0	0-0	0	0	18
NSEKLE, Ty	3	0-0	0-0	0-0	0	0-0	0	0	18
SCACCIA, Massim	0	0-5	17-22	0-0	0	0-0	0	0	17
TURNER, Alan	2	0-0	0-0	0-0	0	0-0	0	0	12
PERKINS, Brando	2	0-0	0-0	0-0	0	0-0	0	0	12
ALFONZO, Dejuan	1	0-0	0-0	0-0	0	0-0	0	0	6
WALKER, Damian	1	0-0	0-0	0-0	0	0-0	0	0	6
HAYES, Jerome	1	0-0	0-0	0-0	0	0-0	0	0	6
ROSS, Daniel	1	0-0	0-0	0-0	0	0-0	0	0	6
THOMPSON, Domin	1	0-0	0-0	0-0	0	0-0	0	0	6
BARNO, Dustin	0	0-0	0-0	0-0	0	0-0	0	2	4
EVANS, Willie	0	0-0	0-0	0-0	0	0-0	0	1	2
ALLGOOD, Justin	0	0-0	0-0	0-0	0	0-1	0	0	0
<b>TOTAL</b>	<b>132</b>	<b>4-12</b>	<b>104-128</b>	<b>0-1</b>	<b>0</b>	<b>0-2</b>	<b>0</b>	<b>3</b>	<b>914</b>
<b>OPPONENTS</b>	<b>137</b>	<b>9-20</b>	<b>104-126</b>	<b>1-3</b>	<b>5</b>	<b>5-8</b>	<b>0</b>	<b>2</b>	<b>969</b>



# 2012 YEARLY BREAKDOWN

TEAM STATISTICS	PHI	OPP
SCORING	1228	919
Points Per Game	68.2	51.1
FIRST DOWNS	396	361
Rushing	78	51
Passing	274	257
Penalty	44	53
RUSHING YARDAGE	796	477
Yards gained rushing	858	526
Yards lost rushing	62	49
Rushing Attempts	191	139
Average Per Rush	4.2	3.4
Average Per Game	44.2	26.5
TDs Rushing	41	25
PASSING YARDAGE	5026	4721
Att-Comp-Int	576-383-20	686-409-34
Average Per Pass	8.7	6.9
Average Per Catch	13.1	11.5
Average Per Game	279.2	262.3
TDs Passing	119	96
TOTAL OFFENSE	5822	5198
Total Plays	772	858
Average Per Play	7.5	6.1
Average Per Game	323.4	288.8
KICK RETURNS: #-Yards	105-1916	139-2555
FG RETURNS: #-Yards	1-17	0-0
INT RETURNS: #-Yards	34-505	20-343
KICK RETURN AVERAGE	18.2	18.4
FG RETURN AVERAGE	17.0	0.0
INT RETURN AVERAGE	14.9	17.1
FUMBLES-LOST	28-21	43-30
PENALTIES-Yards	139-876	127-783
Average Per Game	48.7	43.5
TIME OF POSSESSION/Game	28:14	-28:-54
3RD-DOWN Conversions	46/85	57/125
3rd-Down Pct	54%	46%
4TH-DOWN Conversions	13/25	17/47
4th-Down Pct	52%	36%
SACKS BY-Yards	33-178	5-34
MISC YARDS	43	66
TOUCHDOWNS SCORED	177	133
FIELD GOALS-ATTEMPTS	0-1	4-11
ON-SIDE KICKS	5-14	7-24
RED-ZONE SCORES	91-116 78%	80-109 73%
RED-ZONE TOUCHDOWNS	91-116 78%	78-109 72%
4-point drop-kick FGs	0-0	0-0
PAT-ATTEMPTS	152-173 88%	107-127 84%
2-point drop-kick PATs	0-0	0-0
ATTENDANCE	91419	65384
Games/Avg Per Game	9/10158	9/7265

# 2012 YEARLY BREAKDOWN

RUSHING	GP	ATT	GAIN	LOSS	NET	AVG	TD	LONG	AVG/G
ROSS, Derrick	16	146	688	43	645	4.4	32	42	40.3
MORGAN, Donovan	11	10	84	0	84	8.4	1	12	7.6
BROWN, Melik	13	13	55	1	54	4.2	4	16	4.2
SAMMONS, Emery	12	4	15	4	11	2.8	1	6	0.9
HOGGARD, Alfonso	2	1	6	0	6	6.0	1	6	3.0
HUGHLEY, Jeff	18	2	3	1	2	1.0	0	3	0.1
JONES, Tiger	16	2	2	5	-3	-1.5	0	2	-0.2
RAUDABAUGH, Dan	18	13	5	8	-3	-0.2	2	2	-0.2
<b>TOTAL</b>	<b>18</b>	<b>191</b>	<b>858</b>	<b>62</b>	<b>796</b>	<b>4.2</b>	<b>41</b>	<b>42</b>	<b>44.2</b>
<b>OPPONENTS</b>	<b>18</b>	<b>139</b>	<b>526</b>	<b>49</b>	<b>477</b>	<b>3.4</b>	<b>25</b>	<b>25</b>	<b>26.5</b>

PASSING	GP	RATING	CMP-ATT-INT	PCT	YDS	TD	LNG	AVG/G
RAUDABAUGH, Dan	18	120.60	362-540-18	67.0	4790	115	45	266.1
DIMICHELE, Ada	14	79.35	20-35-2	57.1	269	3	36	19.2
BROWN, Melik	13	118.75	1-1-0	100.0	1	1	1	0.1
<b>TOTAL</b>	<b>18</b>	<b>118.97</b>	<b>383-576-20</b>	<b>66.5</b>	<b>5026</b>	<b>119</b>	<b>45</b>	<b>279.2</b>
<b>OPPONENTS</b>	<b>18</b>	<b>94.78</b>	<b>409-686-34</b>	<b>59.6</b>	<b>4721</b>	<b>96</b>	<b>47</b>	<b>262.3</b>

RECEIVING	GP	NO.	YDS	AVG	TD	LONG	AVG/G
JONES, Tiger	16	133	2010	15.1	47	45	125.6
MORGAN, Donovan	11	79	1020	12.9	26	45	92.7
HUGHLEY, Jeff	18	77	1001	13.0	19	36	55.6
SAMMONS, Emery	12	48	598	12.5	8	37	49.8
BRACKINS, Larry	10	20	149	7.4	12	22	14.9
ROSS, Derrick	16	13	187	14.4	5	39	11.7
DUNCAN, Zipp	10	11	77	7.0	1	16	7.7
RYAN, Greg	3	1	9	9.0	1	9	3.0
HOGGARD, Alfonso	2	1	9	9.0	0	9	4.5
<b>TOTAL</b>	<b>18</b>	<b>383</b>	<b>5060</b>	<b>13.2</b>	<b>119</b>	<b>45</b>	<b>281.1</b>
<b>OPPONENTS</b>	<b>18</b>	<b>409</b>	<b>4897</b>	<b>12.0</b>	<b>96</b>	<b>47</b>	<b>272.1</b>



## 2012 YEARLY BREAKDOWN

FG RETURNS	NO.	YDS	AVG	TD	LONG
HUGHLEY, Jeff	1	17	17.0	0	17
<b>TOTAL</b>	<b>1</b>	<b>17</b>	<b>17.0</b>	<b>0</b>	<b>17</b>
<b>OPPONENTS</b>	<b>0</b>	<b>0</b>	<b>0.0</b>	<b>0</b>	<b>0</b>

TOTAL OFFENSE	G	PLAYS	RUSH	PASS	TOTAL	AVG/G
RAUDABAUGH, Dan	18	553	-3	4790	4787	265.9
ROSS, Derrick	16	146	645	0	645	40.3
DIMICHELE, Ada	14	35	0	269	269	19.2
MORGAN, Donovan	11	10	84	0	84	7.6
BROWN, Melik	13	14	54	1	55	4.2
SAMMONS, Emery	12	4	11	0	11	0.9
HOGGARD, Alfonso	2	1	6	0	6	3.0
HUGHLEY, Jeff	18	2	2	0	2	0.1
JONES, Tiger	16	2	-3	0	-3	-0.2
<b>TOTAL</b>	<b>18</b>	<b>767</b>	<b>796</b>	<b>5026</b>	<b>5822</b>	<b>323.4</b>
<b>OPPONENTS</b>	<b>18</b>	<b>825</b>	<b>477</b>	<b>4721</b>	<b>5198</b>	<b>288.8</b>

FIELD GOALS	FGM-FGA	PCT	01-19	20-29	30-39	40-49	50-99	LG	BLK
HAMILTON, Remy	0-1	0.0	0-0	0-1	0-0	0-0	0-0	0	0

## 2012 YEARLY BREAKDOWN

ALL PURPOSE	G	RUSH	REC	FG	KOR	IR	TOT	AVG/G
HUGHLEY, Jeff	18	2	1001	17	1865	0	2885	160.3
JONES, Tiger	16	-3	2010	0	0	0	2007	125.4
MORGAN, Donovan	11	84	1020	0	0	0	1104	100.4
ROSS, Derrick	16	645	187	0	0	0	832	52.0
SAMMONS, Emery	12	11	598	0	5	0	614	51.2
KIZER, Rayshaun	18	0	0	0	0	195	195	10.8
RICHARDSON, Kent	18	0	0	0	0	178	178	9.9
BRACKINS, Larry	10	0	149	0	0	0	149	14.9
GOOSBY, Joe	18	0	0	0	17	84	101	5.6
DUNCAN, Zipp	10	0	77	0	0	0	77	7.7
BROWN, Melik	13	54	0	0	0	0	54	4.2
ROBINSON, Miche	9	0	0	0	12	35	47	5.2
PERKINS, Brando	11	0	0	0	17	0	17	1.5
HOGGARD, Alfonso	2	6	9	0	0	0	15	7.5
PERRY, Keon	7	0	0	0	0	9	9	1.3
RYAN, Greg	3	0	9	0	0	0	9	3.0
STEVENSON, Larico	6	0	0	0	0	4	4	0.7
RAUDABAUGH, Dan	18	-3	0	0	0	0	-3	-0.2
<b>TOTAL</b>	<b>18</b>	<b>796</b>	<b>5060</b>	<b>17</b>	<b>1916</b>	<b>505</b>	<b>8294</b>	<b>460.8</b>
<b>OPPONENTS</b>	<b>18</b>	<b>477</b>	<b>4897</b>	<b>0</b>	<b>2555</b>	<b>343</b>	<b>8272</b>	<b>459.6</b>



# 2012 YEARLY BREAKDOWN

DEFENSIVE LEADERS	GP	TACKLES SOLO	AST	TOTAL	-  TFL/YDS	SACKS NO-YDS
GOOSBY, Joe	18	74	44	96.0	2.0-4	1.5-2
KIZER, Rayshaun	18	72	18	81.0	1.5-4	.
RICHARDSON, Kent	18	73	15	80.5	2.0-2	.
ROBINSON, Miche	9	33	8	37.0	.	.
ROBINSON, Bryan	17	32	8	36.0	13.0-90	10.0-73
HUGHLEY, Jeff	18	21	7	24.5	.	.
NELSON, Colin	5	18	8	22.0	.	.
PERRY, Keon	7	18	5	20.5	.	.
STEVENSON, Larico	6	19	2	20.0	1.0-3	.
BEAR, Dusty	12	15	8	19.0	5.0-21	3.0-15
PERKINS, Brando	11	16	4	18.0	8.0-25	4.0-16
BRACKINS, Larry	10	15	4	17.0	.	.
BARNO, Dustin	16	12	9	16.5	7.0-32	5.0-25
BROWN, Melik	13	14	3	15.5	.	.
WARREN, Justin	8	11	7	14.5	4.5-15	2.5-10
SAMMONS, Emery	12	11	2	12.0	.	.
HAYES, Jerome	7	10	3	11.5	1.0-3	1.0-3
LANGLEY, T.J.	8	4	5	6.5	2.5-13	2.0-12
HUGHES, Connor	10	5	1	5.5	.	.
SCOTT, Sam	2	3	3	4.5	2.0-5	.
ROSS, Derrick	16	4	1	4.5	0.5-2	.
DIMICHELE, Ada	14	4	1	4.5	.	.
MARFUGGI, Phil	7	3	1	3.5	.	.
JONES, Tiger	16	3	.	3.0	.	.
CAMPBELL, Darre	8	2	1	2.5	1.0-4	1.0-4
DUNCAN, Zipp	10	2	.	2.0	.	.
MORGAN, Donovan	11	1	1	1.5	.	.
TEAM	9	1	.	1.0	1.0-1	.
HAMILTON, Remy	1	1	.	1.0	.	.
JOHNSON, Christ	14	1	.	1.0	.	.
<b>TOTAL</b>	18	498	169	582.5	52-224	33-178
<b>OPPONENTS</b>	18	414	214	521.0	21-75	5-34

# 2012 YEARLY BREAKDOWN

DEFENSIVE LEADERS	GP	PASS DEF INT-YDS	BRUP	-  QBH	FUMBLES RCV-YDS	-  FF	KICK	SAF
GOOSBY, Joe	18	4-84	2	.	2-0	2	.	.
KIZER, Rayshaun	18	11-195	30	.	2-41	2	.	.
RICHARDSON, Kent	18	14-178	15	.	3-7	4	.	.
ROBINSON, Miche	9	1-35	3	.	3-0	1	.	.
ROBINSON, Bryan	17	.	3	4	1-1	5	7	.
HUGHLEY, Jeff	18	.	.	.	.	.	.	.
NELSON, Colin	5	.	3	.	1-5	.	.	.
PERRY, Keon	7	1-9	2	.	1-15	.	.	.
STEVENSON, Larico	6	2-4	2	.	2-0	1	.	.
BEAR, Dusty	12	1-0	1	.	3-0	1	.	.
PERKINS, Brando	11	.	1	2	.	.	.	.
BRACKINS, Larry	10	.	.	.	.	.	.	.
BARNO, Dustin	16	.	.	.	1-0	1	.	2
BROWN, Melik	13	.	1	.	2-0	1	.	.
WARREN, Justin	8	.	2	1	1-36	3	.	.
SAMMONS, Emery	12	.	.	.	.	.	.	.
HAYES, Jerome	7	.	.	.	.	2	.	.
LANGLEY, T.J.	8	.	.	.	1-0	.	.	.
HUGHES, Connor	10	.	.	.	.	.	.	.
SCOTT, Sam	2	.	1	.	.	.	.	.
ROSS, Derrick	16	.	.	.	.	.	.	.
DIMICHELE, Ada	14	.	.	.	.	.	.	.
MARFUGGI, Phil	7	.	.	.	1-0	.	.	.
JONES, Tiger	16	.	.	.	.	1	.	.
CAMPBELL, Darre	8	.	1	.	.	.	.	1
DUNCAN, Zipp	10	.	.	.	.	.	.	.
MORGAN, Donovan	11	.	.	.	.	.	.	.
TEAM	9	.	.	.	1-0	.	.	.
HAMILTON, Remy	1	.	.	.	.	.	.	.
JOHNSON, Christ	14	.	.	.	.	.	.	.
<b>TOTAL</b>	18	34-505	67	7	25-105	24	7	3
<b>OPPONENTS</b>	18	20-343	40	2	18-93	15	1	.



# 2012 YEARLY BREAKDOWN

FG RETURNS	NO.	YDS	AVG	TD	LONG
HUGHLEY, Jeff	1	17	17.0	0	17
<b>TOTAL</b>	<b>1</b>	<b>17</b>	<b>17.0</b>	<b>0</b>	<b>17</b>
<b>OPPONENTS</b>	<b>0</b>	<b>0</b>	<b>0.0</b>	<b>0</b>	<b>0</b>

INTERCEPTIONS	NO.	YDS	AVG	TD	LONG
RICHARDSON, Kent	14	178	12.7	2	47
KIZER, Rayshaun	11	195	17.7	2	41
GOOSBY, Joe	4	84	21.0	3	37
STEVENSON, Larico	2	4	2.0	0	4
ROBINSON, Miche	1	35	35.0	0	35
BEAR, Dusty	1	0	0.0	0	0
PERRY, Keon	1	9	9.0	0	9
<b>TOTAL</b>	<b>34</b>	<b>505</b>	<b>14.9</b>	<b>7</b>	<b>47</b>
<b>OPPONENTS</b>	<b>20</b>	<b>343</b>	<b>17.1</b>	<b>4</b>	<b>47</b>

KICK RETURNS	NO.	YDS	AVG	TD	LONG
HUGHLEY, Jeff	92	1865	20.3	5	58
GOOSBY, Joe	3	17	5.7	0	9
PERKINS, Brando	2	17	8.5	0	17
SAMMONS, Emery	2	5	2.5	0	3
KIZER, Rayshaun	1	0	0.0	0	0
ROBINSON, Miche	1	12	12.0	1	12
<b>TOTAL</b>	<b>105</b>	<b>1916</b>	<b>18.2</b>	<b>6</b>	<b>58</b>
<b>OPPONENTS</b>	<b>139</b>	<b>2555</b>	<b>18.4</b>	<b>5</b>	<b>58</b>

FUMBLE RETURNS	NO.	YDS	AVG	TD	LONG
BROWN, Melik	2	0	0.0	1	0
PERRY, Keon	1	15	15.0	0	15
ROBINSON, Bryan	1	1	1.0	1	1
NELSON, Colin	1	5	5.0	0	5
KIZER, Rayshaun	1	41	41.0	1	41
WARREN, Justin	1	36	36.0	1	36
RICHARDSON, Kent	1	7	7.0	0	7
<b>TOTAL</b>	<b>8</b>	<b>105</b>	<b>13.1</b>	<b>4</b>	<b>41</b>
<b>OPPONENTS</b>	<b>6</b>	<b>93</b>	<b>15.5</b>	<b>3</b>	<b>40</b>

# 2012 YEARLY BREAKDOWN

SCORING	TD	FGS	KICK	RUSH	RCV	PASS	2PT	SAF	POINTS
JONES, Tiger	47	0-0	0-0	0-0	0	0-0	0	0	282
ROSS, Derrick	37	0-0	0-0	0-0	0	0-0	0	0	222
MORGAN, Donovan	27	0-0	0-0	0-0	0	0-0	0	0	162
HUGHLEY, Jeff	24	0-0	0-0	0-0	2	0-0	0	0	148
HUGHES, Connor	0	0-0	89-98	0-0	0	0-0	0	0	89
BRACKINS, Larry	12	0-0	0-0	0-0	0	0-0	0	0	72
MARFUGGI, Phil	0	0-0	54-65	0-0	0	0-0	0	0	54
SAMMONS, Emery	9	0-0	0-0	0-0	0	0-0	0	0	54
BROWN, Melik	5	0-0	0-0	0-0	0	0-0	0	0	30
KIZER, Rayshaun	3	0-0	0-0	0-0	0	0-0	0	0	18
GOOSBY, Joe	3	0-0	0-0	0-0	0	0-0	0	0	18
RICHARDSON, Kent	2	0-0	0-0	2-0	0	0-0	0	0	16
RAUDABAUGH, Dan	2	0-0	0-0	0-1	0	2-3	0	0	12
HAMILTON, Remy	0	0-1	9-10	0-0	0	0-0	0	0	9
ROBINSON, Miche	1	0-0	0-0	0-0	0	0-0	0	0	6
ROBINSON, Bryan	1	0-0	0-0	0-0	0	0-0	0	0	6
DUNCAN, Zipp	1	0-0	0-0	0-0	0	0-0	0	0	6
HOGGARD, Alfonso	1	0-0	0-0	0-0	0	0-0	0	0	6
RYAN, Greg	1	0-0	0-0	0-0	0	0-0	0	0	6
WARREN, Justin	1	0-0	0-0	0-0	0	0-0	0	0	6
BARNO, Dustin	0	0-0	0-0	0-0	0	0-0	0	2	4
CAMPBELL, Darre	0	0-0	0-0	0-0	0	0-0	0	1	2
<b>TOTAL</b>	<b>177</b>	<b>0-1</b>	<b>152-173</b>	<b>2-1</b>	<b>2</b>	<b>2-3</b>	<b>0</b>	<b>3</b>	<b>1228</b>
<b>OPPONENTS</b>	<b>133</b>	<b>4-11</b>	<b>107-127</b>	<b>1-2</b>	<b>0</b>	<b>0-4</b>	<b>0</b>	<b>0</b>	<b>919</b>



# 2013

## SEASON IN REVIEW

### 2013 SEASON REVIEW

TEAM STATISTICS	PHI	OPP
SCORING	1052	839
Points Per Game	58.4	46.6
FIRST DOWNS	352	310
Rushing	57	36
Passing	256	227
Penalty	39	47
RUSHING YARDAGE	556	323
Yards gained rushing	637	398
Yards lost rushing	81	75
Rushing Attempts	187	128
Average Per Rush	3.0	2.5
Average Per Game	30.9	17.9
TDs Rushing	39	24
PASSING YARDAGE	4758	4632
Att-Comp-Int	597-402-16	653-371-26
Average Per Pass	8.0	7.1
Average Per Catch	11.8	12.5
Average Per Game	264.3	257.3
TDs Passing	98	89
TOTAL OFFENSE	5314	4955
Total Plays	791	812
Average Per Play	6.7	6.1
Average Per Game	295.2	275.3
KICK RETURNS: #-Yards	97-1248	116-1991
FG RETURNS: #-Yards	0-0	1-20
INT RETURNS: #-Yards	26-361	16-181
KICK RETURN AVERAGE	12.9	17.2
FG RETURN AVERAGE	0.0	20.0
INT RETURN AVERAGE	13.9	11.3
FUMBLES-LOST	33-24	21-18
PENALTIES-Yards	126-815	146-887
Average Per Game	45.3	49.3
TIME OF POSSESSION/Game	30:05	30:15
3RD-DOWN Conversions	55/104	56/127
3rd-Down Pct	53%	44%
4TH-DOWN Conversions	20/35	16/53
4th-Down Pct	57%	30%
SACKS BY-Yards	31-152	7-47
MISC YARDS	12	34
TOUCHDOWNS SCORED	149	121
FIELD GOALS ATTEMPTS	6-7	4-9
ON-SIDE KICKS	2-17	2-21
RED-ZONE SCORES	98-119 82%	75-102 74%
RED-ZONE TOUCHDOWNS	94-119 79%	74-102 73%
4-point drop-kick FGs	0-1	0-0
PAT-ATTEMPTS.	126-141 89%	79-101 78%
2-point drop-kick PATs	1-1	0-1
ATTENDANCE	81681	77284
Games/Avg PerGame	9/9076	9/8587





## 2013 SEASON REVIEW

RUSHING	GP	ATT	GAIN	LOSS	NET	AVG	TD	LONG	AVG/G
ROSS, Derrick	18	153	542	36	506	3.3	35	44	28.1
THURMAN, Andrae	18	11	36	4	32	2.9	1	9	1.8
MCDANIEL, Ryan	12	9	30	0	30	3.3	1	7	2.5
JONES, Jason	18	0	11	0	11	0.0	0	0	0.6
JONES, Anthony	18	3	5	0	5	1.7	2	2	0.3
GACHETTE, Steven	7	2	2	12	-10	-5.0	0	2	-1.4
RAUDABAUGH, Dan	18	9	11	29	-18	-2.0	0	0	-1.0
<b>TOTAL</b>	<b>18</b>	<b>187</b>	<b>637</b>	<b>81</b>	<b>556</b>	<b>3.0</b>	<b>39</b>	<b>44</b>	<b>30.9</b>
<b>OPPONENTS</b>	<b>18</b>	<b>128</b>	<b>398</b>	<b>75</b>	<b>323</b>	<b>2.5</b>	<b>24</b>	<b>33</b>	<b>17.9</b>

PASSING	GP	RATING	CMP-ATT-INT	PCT	YDS	TD	LNG	AVG/G
RAUDABAUGH, Dan	18	122.37	390-573-14	68.1	4699	96	45	261.1
ALMOND, Dustin	9	28.33	9-20-2	45.0	76	1	16	8.4
GACHETTE, Steven	7	122.92	3-4-0	75.0	18	1	11	2.6
<b>TOTAL</b>	<b>18</b>	<b>119.82</b>	<b>402-597-16</b>	<b>67.3</b>	<b>4758</b>	<b>98</b>	<b>45</b>	<b>264.3</b>
<b>OPPONENTS</b>	<b>18</b>	<b>96.47</b>	<b>371-653-26</b>	<b>56.8</b>	<b>4632</b>	<b>89</b>	<b>48</b>	<b>257.3</b>

RECEIVING	GP	NO.	YDS	AVG	TD	LONG	AVG/G
JONES, Anthony	18	150	2121	14.1	37	45	117.8
THURMAN, Andrae	18	117	1197	10.2	16	38	66.5
MCDANIEL, Ryan	12	65	819	12.6	21	45	68.2
BRACKINS, Larry	14	27	243	9.0	15	19	17.4
ROBINSON, Alvan	5	13	196	15.1	2	26	39.2
ROSS, Derrick	18	13	69	5.3	4	14	3.8
SAMMONS, Emery	5	10	125	12.5	1	31	25.0
JONES, Jason	18	7	23	3.3	2	9	1.3
<b>TOTAL</b>	<b>18</b>	<b>402</b>	<b>4793</b>	<b>11.9</b>	<b>98</b>	<b>45</b>	<b>266.3</b>
<b>OPPONENTS</b>	<b>18</b>	<b>371</b>	<b>4752</b>	<b>12.8</b>	<b>89</b>	<b>48</b>	<b>264.0</b>

## 2013 SEASON REVIEW

SCORING SUMMARY									
1st	12:30	PHI	JONES, Anthony 33 yd pass from RAUDABAUGH, Dan (MARTINEZ, Carlos kick)	7 - 0					
			4 plays, 33 yards, TOP 2:30						
	10:20	ARI	PERRY, Jared 22 yd pass from DAVILA, Nick (LINDHOLM, Garrett kick)	7 - 7					
			2 plays, 40 yards, TOP 1:27						
	08:32	PHI	JONES, Anthony 23 yd pass from RAUDABAUGH, Dan (MARTINEZ, Carlos kick failed)	13 - 7					
			2 plays, 29 yards, TOP 1:09						
	04:16	ARI	PURIFY, Maurice 33 yd pass from DAVILA, Nick (LINDHOLM, Garrett kick)	13 - 14					
			5 plays, 40 yards, TOP 3:33						
	01:46	PHI	ROBINSON, Alvan 23 yd pass from RAUDABAUGH, Dan (TEAM rush fumbld)	19 - 14					
			3 plays, 37 yards, TOP 1:48						
2nd	11:43	ARI	REED, Kerry 4 yd pass from DAVILA, Nick (LINDHOLM, Garrett kick)	19 - 21					
			7 plays, 49 yards, TOP 4:24						
	06:38	PHI	ROSS, Derrick 5 yd run (GACHETTE, Steven pass failed)	25 - 21					
			4 plays, 30 yards, TOP 4:19						
	02:16	ARI	DAVILA, Nick 1 yd run (LINDHOLM, Garrett kick)	25 - 28					
			6 plays, 34 yards, TOP 3:36						
	00:31	PHI	ROBINSON, Alvan 26 yd pass from RAUDABAUGH, Dan (MARTINEZ, Carlos kick)	32 - 28					
			5 plays, 43 yards, TOP 1:03						
	00:15	ARI	PURIFY, Maurice 28 yd pass from DAVILA, Nick (LINDHOLM, Garrett kick)	32 - 35					
			3 plays, 47 yards, TOP 0:16						
3rd	12:20	ARI	PERRY, Jared 26 yd pass from DAVILA, Nick (LINDHOLM, Garrett kick)	32 - 42					
			4 plays, 47 yards, TOP 2:40						
	08:52	ARI	LINDHOLM, Garrett 33 yd field goal	32 - 45					
			4 plays, -9 yards, TOP 2:03						
	07:43	PHI	ROSS, Derrick 1 yd run (MARTINEZ, Carlos kick)	39 - 45					
			2 plays, 26 yards, TOP 1:09						
	02:45	ARI	REED, Kerry 13 yd pass from DAVILA, Nick (LINDHOLM, Garrett kick)	39 - 52					
			7 plays, 47 yards, TOP 4:13						
4th	14:14	ARI	PITTMAN, Marcus 44 yd fumble recovery (LINDHOLM, Garrett kick)	39 - 59					
	06:49	PHI	ROSS, Derrick 1 yd run (MARTINEZ, Carlos kick failed)	45 - 59					
			10 plays, 39 yards, TOP 6:34						
	04:34	PHI	JONES, Anthony 9 yd pass from RAUDABAUGH, Dan (MARTINEZ, Carlos kick)	52 - 59					
			3 plays, 39 yards, TOP 1:43						
	02:26	ARI	PURIFY, Maurice 2 yd pass from DAVILA, Nick (LINDHOLM, Garrett kick)	52 - 66					
			3 plays, 15 yards, TOP 1:41						



# 2013 SEASON REVIEW

TOTAL OFFENSE	G	PLAYS	RUSH	PASS	TOTAL	AVG/G
RAUDABAUGH, Dan	18	582	-18	4699	4681	260.1
ROSS, Derrick	18	153	506	0	506	28.1
ALMOND, Dustin	9	20	0	76	76	8.4
THURMAN, Andrae	18	11	32	0	32	1.8
MCDANIEL, Ryan	12	9	30	0	30	2.5
JONES, Jason	18	0	11	0	11	0.6
GACHETTE, Steven	7	6	-10	18	8	1.1
JONES, Anthony	18	3	5	0	5	0.3
TEAM	9	0	0	-35	-35	-3.9
<b>TOTAL</b>	<b>18</b>	<b>784</b>	<b>556</b>	<b>4758</b>	<b>5314</b>	<b>295.2</b>
<b>OPPONENTS</b>	<b>18</b>	<b>781</b>	<b>323</b>	<b>4632</b>	<b>4955</b>	<b>275.3</b>

FIELD GOALS	FGM-FGA	PCT	01-19	20-29	30-39	40-49	50-99	LG	BLK
MARTINEZ, Carlos	6-7	85.7	0-0	4-4	1-1	1-2	0-0	47	0

ALL PURPOSE	G	RUSH	REC	FG	KOR	IR	TOT	AVG/G
JONES, Anthony	18	5	2121	0	0	0	2126	118.1
THURMAN, Andrae	18	32	1197	0	170	0	1399	77.7
MCDANIEL, Ryan	12	30	819	0	7	0	856	71.3
ROBINSON, Alvan	5	0	196	0	408	0	604	120.8
ROSS, Derrick	18	506	69	0	0	0	575	31.9
STEVENSON, LaRico	15	0	0	0	449	72	521	34.7
BRACKINS, Larry	14	0	243	0	16	28	287	20.5
ROMAIN, James	15	0	0	0	162	62	224	14.9
SAMMONS, Emery	5	0	125	0	36	0	161	32.2
KIZER, Rayshaun	18	0	0	0	0	96	96	5.3
GOOSBY, Joe	18	0	0	0	0	84	84	4.7
JONES, Jason	18	11	23	0	0	0	34	1.9
RICHARDSON, David	6	0	0	0	0	19	19	3.2
GACHETTE, Steven	7	-10	0	0	0	0	-10	-1.4
RAUDABAUGH, Dan	18	-18	0	0	0	0	-18	-1.0
<b>TOTAL</b>	<b>18</b>	<b>556</b>	<b>4793</b>	<b>0</b>	<b>1248</b>	<b>361</b>	<b>6958</b>	<b>386.6</b>
<b>OPPONENTS</b>	<b>18</b>	<b>323</b>	<b>4752</b>	<b>20</b>	<b>1991</b>	<b>181</b>	<b>7267</b>	<b>403.7</b>

# 2013 SEASON REVIEW

DEFENSIVE LEADERS	GP	TACKLES SOLO	AST	TOTAL	--  TFL/YDS	SACKS NO-YDS
KIZER, Rayshaun	18	78	8	82.0	1.0-4	.
STEVENSON, LaRico	15	64	20	74.0	1.0-1	.
GOOSBY, Joe	18	52	33	68.5	3.0-5	2.0-4
ROMAIN, James	15	35	15	42.5	1.0-2	.
ROBINSON, Bryan	17	35	13	41.5	17.5-79	11.0-66
FANCE, Calvin	14	26	12	32.0	5.5-22	4.5-21
PERKINS, Brandon	18	25	14	32.0	6.0-11	4.5-10
RICHARDSON, David	6	25	6	28.0	.	.
BRACKINS, Larry	14	22	11	27.5	.	.
CAMPBELL, Carlos	2	13	6	16.0	1.0-1	.
MARTINEZ, Carlos	18	14	1	14.5	.	.
BROWN, Morkeith	10	11	6	14.0	4.5-14	1.5-6
THURMAN, Andrae	18	10	3	11.5	.	.
BARNO, Dustin	7	6	5	8.5	3.5-25	3.5-25
QUAYE, Ko	15	4	6	7.0	2.0-6	1.5-5
GACHETTE, Steven	7	6	1	6.5	.	.
MCDANIEL, Ryan	12	5	2	6.0	.	.
SAMMONS, Emery	5	4	3	5.5	.	.
HURST, Tyron	6	3	5	5.5	2.0-9	1.5-8
ROBINSON, Alvan	5	5	.	5.0	.	.
ROSS, Derrick	18	3	.	3.0	.	.
RAUDABAUGH, Dan	18	2	.	2.0	.	.
JOHNSON, Christian	18	1	1	1.5	.	.
BROWN, Melik	1	1	.	1.0	.	.
TEAM	9	1	.	1.0	.	.
ALMOND, Dustin	9	1	.	1.0	.	.
FAKALATA, Siuell	1	.	1	0.5	.	.
<b>TOTAL</b>	<b>18</b>	<b>452</b>	<b>172</b>	<b>538.0</b>	<b>48-179</b>	<b>31-152</b>
<b>OPPONENTS</b>	<b>18</b>	<b>475</b>	<b>176</b>	<b>563.0</b>	<b>33-135</b>	<b>7-47</b>



# 2013 SEASON REVIEW

DEFENSIVE LEADERS	GP	PAS DEF INT-YDS	BRUP	--  QBH	FUMBLES RCV-YDS	--  FF	BLKD KICK	SAF
KIZER, Rayshaun	18	9-96	25	.	3-18	1	.	.
STEVENSON, LaRico	15	7-72	12	.	3-9	2	.	.
GOOSBY, Joe	18	4-84	8	.	3-0	1	.	.
ROMAIN, James	15	3-62	19	.	.	3	.	.
ROBINSON, Bryan	17	.	3	4	.	2	6	.
FANCE, Calvin	14	.	.	3	1-18	1	.	.
PERKINS, Brandon	18	.	.	1	1-35	.	.	1
RICHARDSON, David	6	1-19	2	.	.	1	.	.
BRACKINS, Larry	14	2-28	1	.	.	.	.	.
CAMPBELL, Carlos	2	.	3	.	1-0	.	.	.
MARTINEZ, Carlos	18	.	.	.	.	1	.	.
BROWN, Morkeith	10	.	1	.	1-0	.	.	.
THURMAN, Andrae	18	.	.	.	1-6	.	.	.
BARNO, Dustin	7	.	.	.	.	.	.	.
QUAYE, Ko	15	.	1	3	.	.	.	.
GACHETTE, Steven	7	.	.	.	.	.	.	.
MCDANIEL, Ryan	12	.	.	.	1-0	.	.	1
SAMMONS, Emery	5	.	.	.	1-0	1	.	.
HURST, Tyron	6	.	.	1	.	.	.	.
ROBINSON, Alvan	5	.	.	.	.	.	.	.
ROSS, Derrick	18	.	.	.	1-0	1	.	.
RAUDABAUGH, Dan	18	.	.	.	.	.	.	.
JOHNSON, Christian	18	.	.	.	.	.	.	.
BROWN, Melik	1	.	.	.	.	.	.	.
TEAM	9	.	.	.	1-0	1	.	.
ALMOND, Dustin	9	.	.	.	.	.	.	.
FAKALATA, Siocell	1	.	.	.	.	.	.	.
<b>TOTAL</b>	18	26-361	75	12	18-86	15	6	2
<b>OPPONENTS</b>	18	16-181	58	9	22-125	17	1	.

# 2013 SEASON REVIEW

INTERCEPTIONS	NO.	YDS	AVG	TD	LONG
KIZER, Rayshaun	9	96	10.7	1	45
STEVENSON, LaRico	7	72	10.3	0	25
GOOSBY, Joe	4	84	21.0	2	48
ROMAIN, James	3	62	20.7	1	50
BRACKINS, Larry	2	28	14.0	0	23
RICHARDSON, David	1	19	19.0	0	19
<b>TOTAL</b>	26	361	13.9	4	50
<b>OPPONENTS</b>	16	181	11.3	3	35

KICK RETURNS	NO.	YDS	AVG	TD	LONG
STEVENSON, LaRico	35	449	12.8	0	26
ROBINSON, Alvan	26	408	15.7	0	31
THURMAN, Andrae	12	170	14.2	1	55
ROMAIN, James	9	162	18.0	1	55
BRACKINS, Larry	5	16	3.2	1	15
SAMMONS, Emery	3	36	12.0	0	14
MCDANIEL, Ryan	3	7	2.3	0	7
PERKINS, Brandon	1	0	0.0	0	0
<b>TOTAL</b>	97	1248	12.9	3	55
<b>OPPONENTS</b>	116	1991	17.2	2	56

FUMBLE RETURNS	NO.	YDS	AVG	TD	LONG
STEVENSON, LaRico	2	9	4.5	2	6
KIZER, Rayshaun	2	18	9.0	0	13
THURMAN, Andrae	1	6	6.0	0	0
FANCE, Calvin	1	18	18.0	1	18
PERKINS, Brandon	1	35	35.0	1	35
CAMPBELL, Carlos	0	0	0.0	1	0
<b>TOTAL</b>	7	86	12.3	5	35
<b>OPPONENTS</b>	10	125	12.5	3	44



## 2013 SEASON REVIEW

SCORING	TD	FGS	KICK	RUSH	RCV	PASS	2PT	SAF	POINTS
ROSS, Derrick	39	0-0	0-0	0-0	1	0-0	0	0	236
JONES, Anthony	39	0-0	0-0	0-0	1	0-0	0	0	236
MARTINEZ, Carlos	0	6-7	126-140	0-1	0	0-0	0	0	144
MCDANIEL, Ryan	22	0-0	0-0	0-0	0	0-0	0	1	134
THURMAN, Andrae	18	0-0	0-0	0-0	1	0-0	0	0	110
BRACKINS, Larry	16	0-0	0-0	0-0	0	0-0	0	0	96
ROBINSON, Alvan	2	0-0	0-0	0-0	0	0-0	0	0	12
ROMAIN, James	2	0-0	0-0	0-0	0	0-0	0	0	12
JONES, Jason	2	0-0	0-0	0-0	0	0-0	0	0	12
GOOSBY, Joe	2	0-0	0-0	0-0	0	0-0	0	0	12
STEVENSON, LaRico	2	0-0	0-0	0-0	0	0-0	0	0	12
KIZER, Rayshaun	1	0-0	0-0	1-0	0	0-0	0	0	8
PERKINS, Brandon	1	0-0	0-0	0-0	0	0-0	0	1	8
CAMPBELL, Carlos	1	0-0	0-0	0-0	0	0-0	0	0	6
FANCE, Calvin	1	0-0	0-0	0-0	0	0-0	0	0	6
SAMMONS, Emery	1	0-0	0-0	0-0	0	0-0	0	0	6
ROBINSON, Bryan	0	0-0	0-0	0-0	0	0-0	1	0	1
RAUDABAUGH, Dan	0	0-0	0-0	0-0	0	2-3	0	0	0
ALMOND, Dustin	0	0-0	0-0	0-0	0	0-1	0	0	0
GACHETTE, Steven	0	0-0	0-0	0-0	0	1-3	0	0	0
<b>TOTAL</b>	<b>149</b>	<b>6-7</b>	<b>126-141</b>	<b>1-1</b>	<b>3</b>	<b>3-7</b>	<b>1</b>	<b>2</b>	<b>1052</b>
<b>OPPONENTS</b>	<b>121</b>	<b>4-9</b>	<b>79-101</b>	<b>1-4</b>	<b>10</b>	<b>10-16</b>	<b>0</b>	<b>0</b>	<b>839</b>

## 2013 SEASON REVIEW

2013 LEAGUE TEAM RANKING		
CATEGORY	STAT	RANK
Scoring Offense	58.4	3
Scoring Defense	46.6	1
Total Offense	295.2	3
Total Defense	275.3	6
Pass Offense	264.3	6
Pass Defense	257.3	8
Rushing Offense	30.9	3
Rushing Defense	17.9	3
Passer Efficiency	119.8	3
Interceptions	26	5
Turnover Margin	+4	6
Kickoff Return Average	12.9	14
KO Coverage Average	40.8	5
1st Downs	352	9
Opponent 1st Downs	310	1
3rd Down Conversions	52.9	3
Opponent 3rd Down Conv.	44.1	8
4th Down Conversions	57.1	3
Opponent 4th Down Conv.	30.2	1
Red Zone Offense	82.4	5
Red Zone Defense	73.5	2
Sacks	31	5
Sacks Against	7	1
Field Goal Percentage	.857	1
PAT Kicking Percentage	.894	3
Penalty Yards/Game	45.3	4
Opponent Penalty Yds/Game	49.3	8
Average Time of Poss.	30:04	1



## 2013 SEASON REVIEW

### 2013 INDIVIDUAL LEADERS

CATEGORY	PLAYER	STAT
Total Offense	Dan Raudabaugh	260.1
Completion Percentage	Dan Raudabaugh	68.1
Passing Touchdowns	Dan Raudabaugh	96
Passer Rating	Dan Raudabaugh	122.37
Passing Yards	Dan Raudabaugh	4,699
Pass Completions	Dan Raudabaugh	390
Passing Yards/Game	Dan Raudabaugh	261.1
Receptions	Tiger Jones	150
Receiving Yards	Tiger Jones	2,121
Touchdown Receptions	Tiger Jones	37
Rush Yards	Derrick Ross	506
Rushing Touchdowns	Derrick Ross	35
Scoring	Tiger Jones, Derrick Ross	236
Touchdowns	Tiger Jones, Derrick Ross	39
Kickoff Returns	LaRico Stevenson	35
Kickoff Return Yards	LaRico Stevenson	449
All-Purpose Yards	Tiger Jones	2
Tackles	Rayshaun Kizer	82.0
Tackles for a Loss	Bryan Robinson	17.5
Interceptions - Yards	Rayshaun Kizer	9-96
Sacks	Bryan Robinson	11.0

## SOUL RECORD WHEN...

SCORING POINTS	ALL-TIME	2013
40 or more	73-46	12-5
50 or more	68-21	12-4
60 or more	46-6	8-0
70 or more	17-0	2-0

ALLOWING POINTS	ALL-TIME	2013
40 or more	51-60	7-6
50 or more	28-48	4-5
60 or more	10-25	0-3
70 or more	1-4	0-0

GAMES DECIDED BY	ALL-TIME	2013
7 or fewer points	19-27	0-4
3 or fewer points	9-11	0-1

MARGINS	ALL-TIME	2013
Leading/Tied after the 1st	57-25	8-4
Trailing after the 1st	20-30	4-2
Leading/Tied at Half	61-21	10-4
Trailing at Half	12-38	2-2
Leading/Tied after the 3rd	62-16	11-3
Trailing after the 3rd	10-44	1-3
Lead/Tied Turnover Ratio	53-19	10-1
Trailed Turnover Ratio	9-34	2-5

DAYS	ALL-TIME	2013
Monday games	4-7	0-0
Thursday games	4-1	0-0
Friday games	13-12	1-0
Saturday games	34-21	11-6
Sunday games	19-19	0-0

WIN STREAKS	ALL-TIME	2013
Longest Streak	9 Games (2008)	7 Games
Longest Home Streak	8 Games (2008)	4 Games
Longest Road Streak	7 Games (2013)	7 Game



## SOUL RECORD WHEN...

YEAR	REGULAR SEASON		POSTSEASON	
	YEARLY	ALL-TIME	YEARLY	ALL-TIME
2013	12-6	74-60	0-0	7-3
2012	15-3	62-54	2-1	7-3
2011	6-12	47-51	0-0	5-2
2008	13-3	41-39	3-0	5-2
2007	8-8	28-36	1-1	5-2
2006	9-7	20-28	1-1	1-1
2005	6-10	11-21	0-0	0-0
2004	5-11	5-11	0-0	0-0

YEAR	HOME		ROAD	
	YEARLY	ALL-TIME	YEARLY	ALL-TIME
2013	5-4	40-27	7-2	34-33
2012	7-2	35-23	8-1	27-31
2011	4-5	28-21	2-7	19-30
2008	7-1	24-16	6-2	17-23
2007	4-4	17-15	4-4	11-21
2006	5-3	13-11	4-4	7-17
2005	4-4	8-8	2-6	3-13
2004	4-4	4-4	1-7	1-7

YEAR	DIVISION		CONFERENCE	
	YEARLY	ALL-TIME	YEARLY	ALL-TIME
2013	2-2	26-24	6-3	51-37
2012	4-2	24-22	12-2	45-35
2011	3-3	20-20	5-6	33-32
2008	7-1	17-17	9-2	28-26
2007	2-4	10-16	5-6	19-24
2006	3-3	8-12	6-5	14-18
2005	1-5	5-9	4-6	8-13
2004	4-4	4-4	4-7	5-7

## 2013 ATTENDANCE

DATE	OPPONENT	ATTENDANCE
Sat, March 23	@ Arizona	8,524
Sat, April 6	@ Orlando	12,248
Sat, April 13	@ Iowa	7,743
Sat, April 20	Cleveland	12,975
Sat, April 27	Jacksonville	8,363
Sat, May 4	@ Chicago	4,722
Sat, May 11	Pittsburgh	8,098
Sat, May 18	Orlando	9,094
Sat, May 25	@ Tampa Bay	11,804
Sat, June 1	Arizona	7,027
Sat, June 8	New Orleans	8,035
Sat, June 15	@ Pittsburgh	6,059
Sat, June 22	Iowa	8,048
Sat, June 29	@ Cleveland	7,909
Sat, July 6	Chicago	10,878
Fri, July 12	Utah	9,163
Sat, July 20	@ San Jose	9,163
Sat, July 27	@ San Antonio	9,112



## WEEKLY PLAYERS OF THE GAME

## RUSSELL ATHLETIC OFFENSIVE PLAYER

OPPONENT	PLAYER
@ Arizona	QB Nick Davila
@ Orlando	WR Tiger Jones
@ Iowa	WR Tiger Jones
Cleveland	QB Brian Zbydniewski
Jacksonville	WR Jeron Harvey
@ Chicago	WR Tiger Jones
Pittsburgh	WR Mike Washington
Orlando	WR Tiger Jones
@ Tampa Bay	QB Dan Raudabaugh
Arizona	WR Tiger Jones
New Orleans	WR Tiger Jones
@ Pittsburgh	FB Derrick Ross
Iowa	WR Ryan McDaniel
@ Cleveland	QB Dan Raudabaugh
Chicago	WR Tiger Jones
Utah	WR Andrae Thurman
@ San Jose	QB Dan Raudabaugh
@ San Antonio	QB Marcus Jackson

## SPALDING HIGHLIGHT

OPPONENT	PLAYER
@ Arizona	DL Marcus Pittman
@ Orlando	FB Derrick Ross
@ Iowa	DB Erick McIntosh
Cleveland	DB LaRico Stevenson
Jacksonville	FB Derrick Ross
@ Chicago	DB LaRico Stevenson
Pittsburgh	DB James Romain
Orlando	DB James Romain
@ Tampa Bay	K Carlos Martinez
Arizona	DL Bryan Robinson
New Orleans	FB Derrick Ross
@ Pittsburgh	FB Derrick Ross
Iowa	DL Calvin Fance
@ Cleveland	WR Carlese Franklin
Chicago	LB Joe Goosby
Utah	DL Bryan Robinson
@ San Jose	DB LaRico Stevenson
@ San Antonio	DB Carlton Brown

## RIDDELL DEFENSIVE PLAYER

OPPONENT	PLAYER
@ Arizona	DB Virgil Gray
@ Orlando	DL Dustin Barno
@ Iowa	DL Bryan Robinson
Cleveland	DB Brandon Anderson
Jacksonville	DB Tracy Belton
@ Chicago	DB LaRico Stevenson
Pittsburgh	DL Bryan Robinson
Orlando	DB Rayshaun Kizer
@ Tampa Bay	DL Bryan Robinson
Arizona	DB Rayshaun Kizer
New Orleans	LB Brandon Perkins
@ Pittsburgh	DB Rayshaun Kizer
Iowa	WR/LB Larry Brackins
@ Cleveland	DB Brandon Anderson
Chicago	DB Rayshaun Kizer
Utah	DB Carlos Campbell
@ San Jose	DL Calvin Fance
@ San Antonio	DB Carlton Brown

## J. LEWIS SMALL PLAYMAKER

OPPONENT	PLAYER
@ Arizona	WR Tiger Jones
@ Orlando	WR Marcus Everett
@ Iowa	LB Joe Goosby
Cleveland	WR Thyron Lewis
Jacksonville	WR Jeff Hughley
@ Chicago	WR Ryan McDaniel
Pittsburgh	WR James Robinson
Orlando	WR Maurice Williams
@ Tampa Bay	FB Derrick Ross
Arizona	FB Odie Armstrong
New Orleans	WR Donovan Morgan
@ Pittsburgh	FB Derrick Ross
Iowa	WR Larry Brackins
@ Cleveland	WR Andrae Thurman
Chicago	DB Rayshaun Kizer
Utah	QB Dan Raudabaugh
@ San Jose	DB LaRico Stevenson
@ San Antonio	DL Tim McGill

## WEEKLY PLAYERS OF THE GAME

## CUTTER'S CATCH

OPPONENT	PLAYER
@ Arizona	WR Kerry Reed
@ Orlando	WR Ryan McDaniel
@ Iowa	WR Ryan McDaniel
Cleveland	WR Thyron Lewis
Jacksonville	WR Jeron Harvey
@ Chicago	WR Tiger Jones
Pittsburgh	WR Mike Washington
Orlando	WR Tiger Jones
@ Tampa Bay	WR Ryan McDaniel
Arizona	WR Rod Windsor
New Orleans	WR Courtney Smith
@ Pittsburgh	WR Tiger Jones
Iowa	WR Tiger Jones
@ Cleveland	DB LaRico Stevenson
Chicago	WR Larry Brackins
Utah	WR Larry Brackins
@ San Jose	WR James Roe
@ San Antonio	WR Tiger Jones



## OFFENSIVE GAME STARTERS

OPP	QB	FB	WR	WR	WR	TE	C	G
@ARI	Raudabaugh	Ross	Jones	Thurman	A. Robinson	J. Jones	Carvalho	Johnson
@ORL	Raudabaugh	Ross	Jones	Thurman	McDaniel	J. Jones	Carvalho	Johnson
@IWA	Raudabaugh	Ross	Jones	Thurman	McDaniel	J. Jones	Carvalho	Johnson
CLE	Raudabaugh	Ross	Jones	Thurman	A. Robinson	J. Jones	Carvalho	Johnson
JAX	Raudabaugh	Ross	Jones	Thurman	A. Robinson	J. Jones	Carvalho	Johnson
@CHI	Raudabaugh	Ross	Jones	Thurman	McDaniel	J. Jones	Carvalho	Johnson
PIT	Raudabaugh	Ross	Jones	Thurman	McDaniel	J. Jones	Carvalho	Johnson
ORL	Raudabaugh	Ross	Jones	Thurman	McDaniel	J. Jones	Carvalho	Johnson
@TB	Raudabaugh	Ross	Jones	Thurman	McDaniel	J. Jones	Carvalho	Johnson
ARI	Raudabaugh	Ross	Jones	Thurman	McDaniel	J. Jones	Carvalho	Johnson
NOV	Raudabaugh	Ross	Jones	Thurman	McDaniel	J. Jones	Carvalho	Johnson
@PIT	Raudabaugh	Ross	Jones	Thurman	McDaniel	J. Jones	Carvalho	Johnson
IWA	Raudabaugh	Ross	Jones	Thurman	McDaniel	J. Jones	Carvalho	Johnson
@CLE	Raudabaugh	Ross	Jones	Thurman	McDaniel	J. Jones	Carvalho	Johnson
CHI	Raudabaugh	Ross	Jones	Thurman	Sammons	J. Jones	Carvalho	Johnson
UTH	Raudabaugh	Ross	Jones	Thurman	Sammons	J. Jones	Carvalho	Johnson
@SJS	Raudabaugh	Ross	Jones	Thurman	Sammons	J. Jones	Carvalho	Johnson
@SA	Raudabaugh	Ross	Jones	Thurman	Sammons	J. Jones	Brown	Johnson

## DEFENSIVE GAME STARTERS

OPP	DE	NG	DE	MLB	JLB	DB	DB	DB
@ARI	B.Robinson	Quaye	Brown	Perkins	Goosby	Stevenson	Kizer	Richardson
@ORL	B.Robinson	Barno	Brown	Perkins	Goosby	Stevenson	Kizer	Romain
@IWA	B.Robinson	Barno	Brown	Perkins	Goosby	Stevenson	Kizer	Romain
CLE	B.Robinson	Barno	Brown	Perkins	Goosby	Stevenson	Kizer	Romain
JAX	B.Robinson	Barno	Brown	Perkins	Goosby	Richardson	Kizer	Romain
@CHI	B.Robinson	Barno	Brown	Perkins	Goosby	Stevenson	Kizer	Romain
PIT	B.Robinson	Barno	Brown	Perkins	Goosby	Stevenson	Kizer	Romain
ORL	Quaye	Barno	Brown	Perkins	Goosby	Stevenson	Kizer	Romain
@TB	B.Robinson	Quaye	Brown	Perkins	Goosby	Stevenson	Kizer	Romain
ARI	B.Robinson	Quaye	Brown	Perkins	Goosby	Stevenson	Kizer	Romain
NOV	B.Robinson	Quaye	Brown	Perkins	Goosby	Stevenson	Kizer	Romain
@PIT	B.Robinson	Quaye	Fance	Perkins	Goosby	Richardson	Kizer	Romain
IWA	B.Robinson	Quaye	Fance	Perkins	Goosby	Richardson	Kizer	Romain
@CLE	B.Robinson	Quaye	Fance	Perkins	Goosby	Stevenson	Kizer	Richardson
CHI	B.Robinson	Quaye	Fance	Perkins	Goosby	Stevenson	Kizer	Campbell
UTH	B.Robinson	Quaye	Fance	Perkins	Goosby	Stevenson	Kizer	Campbell
@SJS	B.Robinson	Quaye	Fance	Perkins	Goosby	Stevenson	Kizer	Romain
@SA	B.Robinson	Quaye	Fance	Perkins	Goosby	Stevenson	Kizer	Romain





## 2013 SEASON TRANSACTIONS

Wednesday July 17, 2013  
Assigned FB/LB Melik Brown;  
suspended OL Evan Epstein

Thursday July 04, 2013  
Assigned DB Carlos Campbell;  
placed DB James Romain on  
inactive reserve; placed Morkeith  
Brown on injured reserve.

Tuesday July 02, 2013  
Activated WR Alvanse Robinson;  
placed WR Ryan McDaniel on  
inactive reserve; placed OL Sioeli  
Fakalata on injured reserve.

Wednesday June 19, 2013  
Assigned OL Evan Epstein;  
suspended DL Sioeli Fakalata.

Tuesday June 18, 2013  
Activated WR Larry Brackins; placed  
DL Morkeith Brown on inactive  
reserve.

Wednesday June 12, 2013  
Assigned WR Emery Sammons.

Tuesday June 04, 2013  
Placed WR Larry Brackins and  
WR Alvanse Robinson on inactive  
reserve.

Wednesday May 22, 2013  
Assigned DL Tyron Hurst; placed DL  
Dustin Barno on injured reserve.

Tuesday May 14, 2013  
Assigned QB Dustin Almond.

Monday May 13, 2013  
Reassigned QB Steven Gachette.

Monday April 22, 2013  
Reassigned QB Ryan Porter.

Monday April 01, 2013  
Reassigned LB Andre Mathis.

Saturday March 16, 2013  
Activated OL Brennan Carvalho  
and K Carlos Martinez; placed LB  
Andre Mathis and QB Ryan Porter  
on injured reserve; reassigned WR  
Jackie Chambers, FB Tombe Kose,  
DB Darius Pettigrew, DL Lawon  
Scott and DL Jason Townson;  
suspended LB Chris Frank.

Thursday March 14, 2013  
Activated QB Ryan Porter; OL  
Brennan Carvalho physically  
unable to perform.

Wednesday March 13, 2013  
QB Ryan Porter physically unable  
to perform; traded waiver priority to  
Chicago Rush for DL Ko Quaye.

Friday March 08, 2013  
Reassigned WR Tyrone Collins, OL  
Marcus Gordon, DB Jeff Hodges,  
DL Brandon Johnson, WR Armand  
Robinson and DL Michael Robinson.  
Wednesday

March 06, 2013  
LB Chris Frank physically unable to  
perform.

Tuesday March 05, 2013  
Activated WR Tiger Jones; LB Andre  
Mathis physically unable to perform.

Monday March 04, 2013  
Activated LB Brandon Perkins.

Friday March 01, 2013  
Assigned WR Larry Brackins and  
LB Chris Frank; WR Tiger Jones,  
K Carlos Martinez and LB Brandon  
Perkins refused to report.

Monday February 18, 2013  
Assigned DL Lawan Scott.

Wednesday February 13, 2013  
Assigned OL Jason Jones, DB  
David Richardson and DL Bryan  
Robinson.

Tuesday January 22, 2013  
Assigned DL Brandon Johnson.

Thursday January 17, 2013  
Assigned OL/DL Jason Townson.

Friday January 11, 2013  
Assigned WR Andrae Thurman.

Tuesday January 08, 2013  
Assigned OL Marcus Gordon.

Thursday January 03, 2013  
Exempted DB Kent Richardson.

Wednesday January 02, 2013  
Assigned DL Dustin Barno, LB  
Morkeith Brown, QB Steven  
Gachette, DB Darius Pettigrew, WR  
Armand Robinson and DB  
James Romain.

Friday November 30, 2012  
Assigned LB Andre Mathis.

Thursday November 29, 2012  
Assigned FB Tombe Kose and WR  
Alvanse Robinson.

Wednesday November 28, 2012  
Assigned OL Brennan Carvalho and  
DL Michael Robinson.

Wednesday November 21, 2012  
Traded WR Donovan Morgan to  
NEW ORLEANS VOODOO for  
claim order position.

Tuesday November 20, 2012  
Assigned DB Kent Richardson;  
reassigned WR Donovan Morgan.

Thursday November 15, 2012  
Assigned WR Ryan McDaniel, QB  
Ryan Porter and K Carlos  
Martinez.

Wednesday November 14, 2012  
Assigned OL/DL Sioeli Fakalata and  
DB Rayshaun Kiszler.

Tuesday November 13, 2012  
Assigned DB LaRico Stevenson.

Monday November 12, 2012  
Assigned WR Tiger Jones.

Thursday November 08, 2012  
Assigned WR Jackie Chambers, WR  
Tyrone Collins, LB Calvin  
Fance, DB Jeff Hodges and OL  
Christian Johnson.

Friday November 02, 2012  
Assigned LB Joe Goosby and WR  
Donovan Morgan.

Wednesday October 31, 2012  
Assigned FB Derrick Ross.  
Monday October 22, 2012  
Assigned QB Dan Raudabaugh.

## 2013 BROKEN RECORDS

TEAM RECORDS: The 2013 Philadelphia Soul have recorded one of the most dominant regular seasons in the history of the Arena Football League. The Soul have broken numerous franchise records during their back-to-back East Division defending campaign:

- \* 31 sacks – Franchise Single-Season Record
- \* 55 3rd down conversions – Tied for Franchise Single-Season Record
- \* 20 4th down conversions – Tied for Franchise Single-Season Record
- \* 250 points in the first quarter – Franchise Single-Season Record
- \* 1,052 points – Second most points in Franchise history

WR TIGER JONES: In his second season with the Soul, the standout wide receiver shattered the Soul record book for both season and career records that took those before him much longer to accomplish, including breaking his own records in his second year with the franchise. Additionally, Jones became the first player in AFL history to set a new standard for wide receivers:

- \* 150 receptions – Franchise Single-Season Record
- \* 283 receptions – Franchise Career Record
- \* 2,121 receiving yards – Franchise Single-Season Record
- \* 4,130 receiving yards – Franchise Career Record
- \* First player in the Arena Football History to record three seasons of 2,000 or more yards.

FB DERRICK ROSS: Each year of the fullback's career has been filled with shattered records. Heading into the 2013 season, Ross had one franchise record to break until he eventually targeted the AFL record books:

- \* 153 rushing attempts – Franchise Single-Season Record
- \* 35 rushing touchdowns – Franchise Single-Season Record
- \* 67 rushing touchdowns – Franchise Career Record
- \* 1,773 rushing yards – League Career Record

WR LARRY BRACKINS: Larry Brackins returned the Soul to bring a red-zone presence that helped the high-scoring offense win throughout the season. He continued his legacy wearing the baby-blue and established himself as the leading scorer in Philadelphia Soul history:

- \* 90 receiving touchdowns – Franchise Career Record
- \* 91 total touchdowns scored – Franchise Career Record
- \* 560 total points scored – Franchise Career Record

DL BRYAN ROBINSON: Robinson became a defensive weapon throughout the season, as he became the leading sacker in Soul history and led the League in tackles-for-loss for a majority of the year.

- \* 11.0 sacks – Franchise Single-Season Record
- \* 21.0 sacks – Franchise Career Record

QB DAN RAUDABAUGH: Raudabaugh was stellar on the offense as he turned the Soul's 3-4 season around to finish 12-6. At one point, Raudabaugh went seven games straight without throwing an interception and led the Soul to a seven game win streak, in one of the most efficient seasons of his career.

- \* 390 pass completions – Franchise Single-Season Record
- \* 573 pass attempts – Franchise Single-Season Record

K CARLOS MARTINEZ: The veteran kicker completed his first year with the Philadelphia Soul by setting kicker records for a season:

- \* 126 Extra Point Made – Franchise Single-Season Record
- \* 140 Extra Points Attempted – Franchise Single-Season Record



## 2013 GAME RECAPS



52

WEEK 1  
Saturday, March 23, 2013 - Phoenix, AZ  
US Airways Center - 8,524

66



The Philadelphia Soul (7-5) jumped out to a 28-0 lead and never looked back as they rolled to a convincing 59-21 victory over the Pittsburgh Power (3-9) in front of 6,059 fans at the Consol Energy Center on Saturday night.

The 21 points allowed ties a Soul franchise record for fewest points surrendered in a game (July 8, 2011 against Cleveland Gladiator, 49-21) and take a commanding four-game lead in the East Division. The Soul defense came out in the first drive of the game and stopped the Pittsburgh offense and caused a turnover on downs. The Soul started their first drive of the game on the Pittsburgh 9-yard line and it took three plays before Ross ran the ball into the end zone to take a 7-0 lead. Both teams fumbled before Romain grabbed an interception. Raudabaugh connected with

Ross for his second touchdown of the night giving the Soul a 14-0 lead. Cassidy threw a long ball into the end zone which was picked up by David Richardson and the Soul took over at their own 19-yard line. Philadelphia and Ross hurdled into the end zone for the third time making it 21-0. Pittsburgh got the ball at the 1-yard line and carried the drive into the end of the first quarter. Philadelphia started the second quarter with the ball and took it up the field in a drive that saw Ross break the league rushing record. The drive resulted in a touchdown by McDaniel which made the score 28-0 in favor of Philadelphia. Pittsburgh quarterback Shane Austin took the field and it didn't take long for him to find Julian Talley for the Power's first points of the game bringing the score to 28-7. With under a minute left in the half, the Soul regained possession. In the final seconds, Philadelphia's Martinez took the field to punch in a 27-yard field goal making the score 31-7 at the half. Philadelphia started the second half with the ball and Raudabaugh connected McDaniel 45-yard touchdown to improve the lead to 38-7. The Power answered with a 20-yard touchdown of their own when Austin hit Talley making the score 38-14. Jones recorded his first points of the night on a 7-yard reception and brought the score to 46-14. Soul defensive back recorded an interception soon after. Andre Thurman scored two plays later making it 52-14. The Soul defense caused another turnover and made it count as Raudabaugh found Tiger Jones in the end zone adding to their lead 59-14. Pittsburgh came up with a touchdown of their own by Mike Washington making it 59-21, which ended up being the final score of the contest.

	1	2	3	4	F
PHI	19	13	7	13	52
ARI	14	21	17	14	66

**Russell Athletic Offensive Player of the Game:**  
QB Nick Davila (ARI)

**Riddell Defensive Player of the Game:**  
DB Virgil Gray (ARI)

**J Lewis Small AFL Playmaker:**  
WR Tiger Jones (PHI)

**Cutter's Catch of the Game:**  
WR Kerry Road (ARI)

**Spalding Highlight of the Game:**  
DL Marcus Pittman (ARI)

## 2013 GAME RECAPS

TEAM TOTALS	PHI	ARI
FIRST DOWNS	23	21
Rushing	3	2
Passing	16	16
Penalty	4	3
NET YARDS RUSHING	24	1
Rushing Attempts	11	9
Average Per Rush	2.2	0.1
Rushing Touchdowns	3	1
NET YARDS PASSING	323	302
Completions-Attempts-Int	22-34-1	23-34-0
Average Per Attempt	9.5	8.9
Average Per Completion	14.7	13.1
Passing Touchdowns	5	7
TOTAL OFFENSE YARDS	347	303
Total offense plays	45	44
Average Gain Per Play	7.7	6.9
Fumbles: Number-Lost	3-3	0-0
Penalties: Number-Yards	10-66	8-41
KICKOFFS-YARDS	7-372	11-602
Average Yards Per Kickoff	53.1	54.7
Net Yards Per Kickoff	44.1	37.5
Touchbacks	2	0
MFG Returns: Number-Yards-TD	0-0-0	0-0-0
Average Per Return	0.0	0.0
Kickoff returns: Number-Yds-TD	10-190-0	6-53-0
Average Per Return	19.0	8.8
Interceptions: Number-Yds-TD	0-0-0	1-0-0
Fumble Returns: Number-Yds-TD	0-0-0	1-44-1
Miscellaneous Yards	2	0
Possession Time	29:34	30:26
1st Quarter	7:32	7:28
2nd Quarter	6:17	8:43
3rd Quarter	4:40	10:20
4th Quarter	11:05	3:55
Third-Down Conversions	3 of 5	6 of 7
Fourth-Down Conversions	1 of 1	0 of 0
Red-Zone Scores-Chances	4-6	4-4
Sacks By: Number-Yards	1-2	0-0
PAT Kicks	4-7	9-9
2-Point drop-kick PATs	0-0	0-0
Field Goals	0-0	1-1
4-Point drop kick FGs	0-0	0-0
Touchdowns (Rush-Pass-Return)	3-5-0	1-7-1



## 2013 GAME RECAPS

## SCORING SUMMARY

1st	12:30	PHI	JONES, Anthony 33 yd pass from RAUDABAUGH, Dan (MARTINEZ, Carlos kick)	
			4 plays, 33 yards, TOP 2:30	7 - 0
	10:20	ARI	PERRY, Jared 22 yd pass from DAVILA, Nick (LINDHOLM, Garrett kick)	
			2 plays, 40 yards, TOP 1:27	7 - 7
	08:32	PHI	JONES, Anthony 23 yd pass from RAUDABAUGH, Dan (MARTINEZ, Carlos kick failed)	
			2 plays, 29 yards, TOP 1:09	13 - 7
	04:16	ARI	PURIFY, Maurice 33 yd pass from DAVILA, Nick (LINDHOLM, Garrett kick)	
			5 plays, 40 yards, TOP 3:33	13 - 14
	01:46	PHI	ROBINSON, Alvan 23 yd pass from RAUDABAUGH, Dan (TEAM rush fumbld)	
			3 plays, 37 yards, TOP 1:48	19 - 14
2nd	11:43	ARI	REED, Kerry 4 yd pass from DAVILA, Nick (LINDHOLM, Garrett kick)	
			7 plays, 49 yards, TOP 4:24	19 - 21
	06:38	PHI	ROSS, Derrick 5 yd run (GACHETTE, Steven pass failed)	
			4 plays, 30 yards, TOP 4:19	25 - 21
	02:16	ARI	DAVILA, Nick 1 yd run (LINDHOLM, Garrett kick)	
			6 plays, 34 yards, TOP 3:36	25 - 28
	00:31	PHI	ROBINSON, Alvan 26 yd pass from RAUDABAUGH, Dan (MARTINEZ, Carlos kick)	
			5 plays, 43 yards, TOP 1:03	32 - 28
	00:15	ARI	PURIFY, Maurice 28 yd pass from DAVILA, Nick (LINDHOLM, Garrett kick)	
			3 plays, 47 yards, TOP 0:16	32 - 35
3rd	12:20	ARI	PERRY, Jared 26 yd pass from DAVILA, Nick (LINDHOLM, Garrett kick)	
			4 plays, 47 yards, TOP 2:40	32 - 42
	08:52	ARI	LINDHOLM, Garrett 33 yd field goal	
			4 plays, -9 yards, TOP 2:03	32 - 45
	07:43	PHI	ROSS, Derrick 1 yd run (MARTINEZ, Carlos kick)	
			2 plays, 26 yards, TOP 1:09	39 - 45
	02:45	ARI	REED, Kerry 13 yd pass from DAVILA, Nick (LINDHOLM, Garrett kick)	
			7 plays, 47 yards, TOP 4:13	39 - 52
4th	14:14	ARI	PITTMAN, Marcus 44 yd fumble recovery (LINDHOLM, Garrett kick)	
				39 - 59
	06:49	PHI	ROSS, Derrick 1 yd run (MARTINEZ, Carlos kick failed)	
			10 plays, 39 yards, TOP 6:34	45 - 59
	04:34	PHI	JONES, Anthony 9 yd pass from RAUDABAUGH, Dan (MARTINEZ, Carlos kick)	
			3 plays, 39 yards, TOP 1:43	52 - 59
	02:26	ARI	PURIFY, Maurice 2 yd pass from DAVILA, Nick (LINDHOLM, Garrett kick)	
			3 plays, 15 yards, TOP 1:41	52 - 66

## 2013 GAME RECAPS

RUSHING	NO.	GAIN	LOSS	NET	TD	LG	AVG.
ROSS, Derrick	8	18	0	18	3	6	2.2
THURMAN, Andrae	2	6	0	6	0	4	3.0
RAUDABAUGH, Dan	1	0	0	0	0	0	0.0
Totals...	11	24	0	24	3	6	2.2

PASSING	CMP-ATT-INT	YDS	TD	LONG	SACK
RAUDABAUGH, Dan	22-34-1	323	5	33	0
Totals...	22-34-1	323	5	33	0

RECEIVING	NO.	YDS	TD	LG
JONES, Anthony	9	169	3	33
ROBINSON, Alvan	5	97	2	26
THURMAN, Andrae	5	38	0	14
BRACKINS, Larry	3	19	0	12
Totals...	22	323	5	33

ALL RETURNS	MFG			KICKOFFS			INTERCEPT		
	NO	YDS	LG	NO	YDS	LG	NO	YDS	LG
ROBINSON, Alvan	0	0	0	8	161	28	0	0	0
STEVENSON, LaRico	0	0	0	2	29	19	0	0	0
Totals...	0	0	0	10	190	28	0	0	0

ALL PURPOSE	RUSH	RCV	KR	FGR	IR	TOTAL
ROBINSON, Alvan	0	97	161	0	0	258
JONES, Anthony	0	169	0	0	0	169
THURMAN, Andrae	6	38	0	0	0	44
STEVENSON, LaRico	0	0	29	0	0	29
BRACKINS, Larry	0	19	0	0	0	19
ROSS, Derrick	18	0	0	0	0	18
Totals...	24	323	190	0	0	537

KICKOFFS	NO.	YDS	TB	OB	AVG.
MARTINEZ, Carlos	7	372	2	0	53.1



## 2013 GAME RECAPS



61

WEEK 3  
Saturday, April 6, 2013 - Orlando, FL  
Amway Center - 12,248

33



The Philadelphia Soul fell into a 14-0 hole, but went on to score 34 unanswered points on their way to a 61-33 victory over the Orlando Predators (0-3) in front of 12,248 fans at the Amway Center on Saturday night. Orlando's Kyle Rowley connected 9-of-20 passes for 63 yards and one interception before being relieved by Chris Dixon, who went 9-of-13 for 120 yards, two touchdowns and one interception. WR Prechae Rodriguez led the Orlando receivers with seven receptions for 102 yards and two touchdowns. Turnovers ruled the first quarter as Orlando got two defensive touchdowns on a fumble and interception return from J. Lewis Small AFL Playmaker of the Game, Marcus Everett. The Soul then went on to outscore the Predators 34-0 as the Philadelphia defense stepped up and got three turnovers in the second quarter – an interception from LaRico Stevenson and two turnovers on downs. The Soul offense outscored the Predators 21-0 with touchdowns by Brackins, Ross and Thurman gave the Soul a 28-14 halftime lead. In the final quarter, Philadelphia outscored Orlando 21-13 with two touchdowns by Brackins and one to Jones for a final score of 61-33.

	1	2	3	4	F
PHI	7	21	12	21	61
ORL	14	0	6	13	33

**Russell Athletic Offensive Player of the Game:**  
WR Tiger Jones (PHI)

**Riddell Defensive Player of the Game:**  
DL Dustin Barno (PHI)

**J Lewis Small AFL Playmaker:**  
WR Marcus Everett (ORL)

**Cutter's Catch of the Game:**  
WR Ryan McDaniel (PHI)

**Spalding Highlight of the Game:**  
FB Derrick Ross (PHI)

## 2013 GAME RECAPS

TEAM TOTALS	PHI	ORL
FIRST DOWNS	20	10
Rushing	3	1
Passing	15	9
Penalty	2	0
NET YARDS RUSHING	53	16
Rushing Attempts	9	3
Average Per Rush	5.9	5.3
Rushing Touchdowns	2	0
NET YARDS PASSING	250	175
Completions-Attempts-Int	23-33-1	18-33-2
Average Per Attempt	7.6	5.3
Average Per Completion	10.9	9.7
Passing Touchdowns	7	2
TOTAL OFFENSE YARDS	303	191
Total offense plays	42	37
Average Gain Per Play	7.2	5.2
Fumbles: Number-Lost	1-1	1-1
Penalties: Number-Yards	2-10	6-34
KICKOFFS-YARDS	9-505	6-252
Average Yards Per Kickoff	56.1	42.0
Net Yards Per Kickoff	36.2	37.0
Touchbacks	2	1
MFG Returns: Number-Yards-TD	0-0-0	0-0-0
Average Per Return	0.0	0.0
Kickoff returns: Number-Yds-TD	4-25-0	7-169-1
Average Per Return	6.2	24.1
Interceptions: Number-Yds-TD	2-14-0	1-13-1
Fumble Returns: Number-Yds-TD	0-0-0	1-22-1
Miscellaneous Yards	1	8
Possession Time	34:05	25:55
1st Quarter	8:34	6:26
2nd Quarter	8:45	6:15
3rd Quarter	7:15	7:45
4th Quarter	9:31	5:29
Third-Down Conversions	4 of 6	2 of 7
Fourth-Down Conversions	2 of 2	0 of 3
Red-Zone Scores-Chances	4-4	0-1
Sacks By: Number-Yards	1-8	0-0
PAT Kicks	7-8	3-5
2-Point drop-kick PATs	0-0	0-0
Field Goals	0-0	0-0
4-Point drop kick FGs	0-0	0-0
Touchdowns (Rush-Pass-Return)	2-7-0	0-2-3



## 2013 GAME RECAPS

## SCORING SUMMARY

1st	12:03	ORL	EVERETT, Marcus 22 yd fumble recovery (LEWIS, Mark kick)	0 - 7
	11:18	ORL	EVERETT, Marcus 13 yd interception return (LEWIS, Mark kick)	0 - 14
	06:15	PHI	MCDANIEL, Ryan 23 yd pass from RAUDABAUGH, Dan (MARTINEZ, Carlos kick) 5 plays, 45 yards, TOP 3:58	7 - 14
2nd	10:45	PHI	BRACKINS, Larry 15 yd pass from RAUDABAUGH, Dan (MARTINEZ, Carlos kick) 7 plays, 28 yards, TOP 5:13	14 - 14
	02:45	PHI	ROSS, Derrick 1 yd run (MARTINEZ, Carlos kick) 4 plays, 26 yards, TOP 2:30	21 - 14
	00:00	PHI	THURMAN, Andrae 4 yd pass from RAUDABAUGH, Dan (MARTINEZ, Carlos kick) 2 plays, 23 yards, TOP 1:00	28 - 14
3rd	09:14	PHI	ROSS, Derrick 44 yd run (GACHETTE, Steven pass failed) 2 plays, 44 yards, TOP 1:10	34 - 14
	06:44	ORL	RODRIGUEZ, Prechae 32 yd pass from DIXON, Chris (LEWIS, Mark kick blocked) 2 plays, 45 yards, TOP 1:37	34 - 20
	03:29	PHI	JONES, Anthony 11 yd pass from RAUDABAUGH, Dan (MARTINEZ, Carlos kick failed) 4 plays, 46 yards, TOP 2:41	40 - 20
4th	13:24	PHI	JONES, Anthony 8 yd pass from RAUDABAUGH, Dan (MARTINEZ, Carlos kick) 6 plays, 45 yards, TOP 3:42	47 - 20
	11:00	ORL	RODRIGUEZ, Prechae 20 yd pass from DIXON, Chris (LEWIS, Mark kick failed) 2 plays, 25 yards, TOP 1:33	47 - 26
	09:36	PHI	JONES, Anthony 13 yd pass from RAUDABAUGH, Dan (MARTINEZ, Carlos kick) 2 plays, 13 yards, TOP 0:44	54 - 26
	08:36	ORL	JONES, Dominic 56 yd kickoff return (LEWIS, Mark kick)	54 - 33
	04:16	PHI	BRACKINS, Larry 4 yd pass from RAUDABAUGH, Dan (MARTINEZ, Carlos kick) 5 plays, 14 yards, TOP 3:43	61 - 33

## 2013 GAME RECAPS

RUSHING	NO.	GAIN	LOSS	NET	TD	LG	AVG.
ROSS, Derrick	8	54	1	53	2	44	6.6
MCDANIEL, Ryan	1	0	0	0	0	0	0.0
Totals...	9	54	1	53	2	44	5.9

PASSING	CMP-ATT-INT	YDS	TD	LONG	SACK
RAUDABAUGH, Dan	23-33-1	250	7	23	0
Totals...	23-33-1	250	7	23	0

RECEIVING	NO.	YDS	TD	LG
MCDANIEL, Ryan	7	103	1	23
JONES, Anthony	6	72	3	15
THURMAN, Andrae	6	37	1	13
BRACKINS, Larry	3	25	2	15
ROSS, Derrick	1	13	0	13
Totals...	23	250	7	23

ALL RETURNS	MFG			KICKOFFS			INTERCEPT		
	NO	YDS	LG	NO	YDS	LG	NO	YDS	LG
MCDANIEL, Ryan	0	0	0	1	0	0	0	0	0
BRACKINS, Larry	0	0	0	1	-1	0	0	0	0
STEVENSON, LaRico	0	0	0	2	26	14	1	14	14
ROMAIN, James	0	0	0	0	0	0	1	0	0
Totals...	0	0	0	4	25	14	2	14	14

ALL PURPOSE	RUSH	RCV	KR	FGR	IR	TOTAL
MCDANIEL, Ryan	0	103	0	0	0	103
JONES, Anthony	0	72	0	0	0	72
ROSS, Derrick	53	13	0	0	0	66
STEVENSON, LaRico	0	0	26	0	14	40
THURMAN, Andrae	0	37	0	0	0	37
BRACKINS, Larry	0	25	-1	0	0	24
Totals...	53	250	25	0	14	342

KICKOFFS	NO.	YDS	TB	OB	AVG.
MARTINEZ, Carlos	9	505	2	0	56.1



## 2013 GAME RECAPS



54

WEEK 4  
Saturday, April 13, 2013 - Des Moines, IA  
Wells Fargo Arena - 7,743

43



The Philadelphia Soul (2-1) defense, which forced an impressive four stops on downs, stepped up for second week in a row as they defeated the Iowa Barnstormers (2-2), 54-43, in front of 7,743 fans at the Wells Fargo Arena on Saturday night. Soul QB Dan Raudabaugh guided the Philadelphia offense and finished by connecting on 22-of-30 passes for 270 yards, five touchdowns and two interceptions. Iowa's J.J. Raterink connected 20-of-35 passes for 238 yards and four touchdowns, while Marcus Harris led the Barnstormer receivers with 11 receptions for 126 yards and two touchdowns and Jesse Schmidt had eight receptions for 107 yards and two touchdowns. The Soul got things started with the first offensive play of the game when Raudabaugh found Jones for a 33-yard scoring strike and a 7-0 lead. In the first quarter, the Soul defense recorded three sacks – Dustin Barno, Bryan Robinson and Joe Goosby – and added a turnover on downs as well as a fumble recovery. Robinson also added his second blocked kick of the year that led to a Rayshaun Kizer return for two points. Philadelphia added a Derrick Ross touchdown and ended the first quarter with a 16-6 lead. The Soul defense continued to set the tone to start the second quarter with Brandon Perkins sacking Raterink for a safety and an 18-6 lead. Barnstormers answered with a Raterink to Schmidt touchdown after LaRico Stevenson fumbled a kick return – narrowing the Soul lead to 18-13. Iowa grabbed their first lead of the game when Errick McIntosh returned an interception 23 yards for the score and a 19-18 advantage. The Soul regained the lead when Brackins scored on a 16-yard pass from Raudabaugh, while former Soul kicker Phil Marfuggi kicked a 50-yard field goal to end the half with the Soul leading 25-22. A big defensive stop by the Soul defense when Iowa had it first and goal help swing momentum back to the Soul after the two teams exchanged touchdown scores and ended the third quarter with Philadelphia holding a 32-29 lead. The Soul took over the fourth quarter and outscored the Barnstormers 22-14 in the final quarter. Jones had two touchdowns in the fourth, while Ross added a rushing touchdown and the two-point conversion for the final score of 54-43.

	1	2	3	4	F
PHI	9	16	7	22	54
IOW	6	16	7	14	43

**Russell Athletic Offensive Player of the Game:**  
WR Tiger Jones (PHI)

**Riddell Defensive Player of the Game:**  
Bryan Robinson (PHI)

**J Lewis Small AFL Playmaker:**  
Joe Goosby (PHI)

**Cutter's Catch of the Game:**  
Ryan McDaniel (PHI)

**Spalding Highlight of the Game:**  
Errick McIntosh (IOW)

## 2013 GAME RECAPS

TEAM TOTALS	PHI	IOW
FIRST DOWNS	16	14
Rushing	2	1
Passing	13	12
Penalty	1	1
NET YARDS RUSHING	5	4
Rushing Attempts	10	2
Average Per Rush	0.5	2.0
Rushing Touchdowns	2	1
NET YARDS PASSING	258	215
Completions-Attempts-Int	22-30-2	20-36-0
Average Per Attempt	8.6	6.0
Average Per Completion	11.7	10.8
Passing Touchdowns	5	4
TOTAL OFFENSE YARDS	263	219
Total offense plays	41	44
Average Gain Per Play	6.4	5.0
Fumbles: Number-Lost	1-1	1-1
Penalties: Number-Yards	10-59	9-54
KICKOFFS-YARDS	8-459	6-346
Average Yards Per Kickoff	57.4	57.7
Net Yards Per Kickoff	43.2	40.8
Touchbacks	3	1
MFG Returns: Number-Yards-TD	0-0-0	0-0-0
Average Per Return	0.0	0.0
Kickoff returns: Number-Yds-TD	5-96-0	5-98-0
Average Per Return	19.2	19.6
Interceptions: Number-Yds-TD	0-0-0	2-58-1
Fumble Returns: Number-Yds-TD	0-0-0	1-7-0
Miscellaneous Yards	0	1
Possession Time	30:31	29:29
1st Quarter	6:52	8:08
2nd Quarter	9:27	5:33
3rd Quarter	5:54	9:06
4th Quarter	8:18	6:42
Third-Down Conversions	4 of 7	2 of 6
Fourth-Down Conversions	0 of 2	0 of 4
Red-Zone Scores-Chances	3-4	2-3
Sacks By: Number-Yards	6-23	1-12
PAT Kicks	6-6	4-6
2-Point drop-kick PATs	0-0	0-0
Field Goals	0-0	1-1
4-Point drop kick FGs	0-0	0-0
Touchdowns (Rush-Pass-Return)	2-5-0	1-4-1



## 2013 GAME RECAPS

## SCORING SUMMARY

1st	14:10	PHI	JONES, Anthony 33 yd pass from RAUDABAUGH, Dan (MARTINEZ, Carlos kick)	
			1 play, 33 yards, TOP 0:50	7 - 0
	00:30	IOW	SCHMIDT, Jesse 36 yd pass from RATERINK, J.J. (MARFUGGI, Phil kick blockd)	
			3 plays, 30 yards, TOP 1:22	7 - 6
	00:30	PHI	KIZER, Rayshaun PAT return	
				9 - 6
2nd	11:55	PHI	ROSS, Derrick 4 yd run (MARTINEZ, Carlos kick)	
			5 plays, 27 yards, TOP 3:05	16 - 6
	07:40	PHI	PERKINS, Brandon safety	
				18 - 6
	06:35	IOW	SCHMIDT, Jesse 8 yd pass from RATERINK, J.J. (MARFUGGI, Phil kick)	
			2 plays, 8 yards, TOP 0:51	18 - 13
	02:35	IOW	MCINTOSH, Erick 23 yd interception return (MARFUGGI, Phil kick failed)	
				18 - 19
	00:13	PHI	BRACKINS, Larry 16 yd pass from RAUDABAUGH, Dan (MARTINEZ, Carlos kick)	
			5 plays, 45 yards, TOP 1:43	25 - 19
	00:00	IOW	MARFUGGI, Phil 50 yd field goal	
			3 plays, 11 yards, TOP 0:10	25 - 22
3rd	10:20	IOW	HARRIS, Marcus 17 yd pass from RATERINK, J.J. (MARFUGGI, Phil kick)	
			7 plays, 45 yards, TOP 4:40	25 - 29
	06:20	PHI	MCDANIEL, Ryan 25 yd pass from RAUDABAUGH, Dan (MARTINEZ, Carlos kick)	
			5 plays, 46 yards, TOP 3:16	32 - 29
4th	14:50	PHI	ROSS, Derrick 1 yd run (ROSS, Derrick pass from GACHETTE, Steve)	
			3 plays, 47 yards, TOP 2:08	40 - 29
	08:50	PHI	JONES, Anthony 1 yd pass from RAUDABAUGH, Dan (MARTINEZ, Carlos kick)	
			4 plays, 7 yards, TOP 2:40	47 - 29
	04:34	IOW	RATERINK, J.J. 5 yd run (MARFUGGI, Phil kick)	
			5 plays, 35 yards, TOP 3:16	47 - 36
	02:40	PHI	JONES, Anthony 22 yd pass from RAUDABAUGH, Dan (MARTINEZ, Carlos kick)	
			2 plays, 12 yards, TOP 1:20	54 - 36
	01:10	IOW	HARRIS, Marcus 35 yd pass from RATERINK, J.J. (MARFUGGI, Phil kick)	
			1 play, 35 yards, TOP 0:30	54 - 43

## 2013 GAME RECAPS

RUSHING	NO.	GAIN	LOSS	NET	TD	LG	AVG.
ROSS, Derrick	9	19	2	17	2	5	1.9
GACHETTE, Steven	1	0	12	-12	0	0	-12.0
Totals...	10	19	14	5	2	5	0.5

PASSING	CMP-ATT-INT	YDS	TD	LONG	SACK
RAUDABAUGH, Dan	22-30-2	270	5	38	1
TEAM	0-0-0	-12	0	0	0
Totals...	22-30-2	258	5	38	1

RECEIVING	NO.	YDS	TD	LG
JONES, Anthony	8	108	3	33
THURMAN, Andrae	7	57	0	17
MCDANIEL, Ryan	5	93	1	38
BRACKINS, Larry	1	16	1	16
JONES, Jason	1	-4	0	0
Totals...	22	270	5	38

ALL RETURNS	MFG			KICKOFFS			INTERCEPT		
	NO	YDS	LG	NO	YDS	LG	NO	YDS	LG
STEVENSON, LaRico	0	0	0	5	96	25	0	0	0
Totals...	0	0	0	5	96	25	0	0	0

ALL PURPOSE	RUSH	RCV	KR	FGR	IR	TOTAL
JONES, Anthony	0	108	0	0	0	108
STEVENSON, LaRico	0	0	96	0	0	96
MCDANIEL, Ryan	0	93	0	0	0	93
THURMAN, Andrae	0	57	0	0	0	57
ROSS, Derrick	17	0	0	0	0	17
BRACKINS, Larry	0	16	0	0	0	16
JONES, Jason	0	-4	0	0	0	-4
GACHETTE, Steven	-12	0	0	0	0	-12
Totals...	5	270	96	0	0	371

KICKOFFS	NO.	YDS	TB	OB	AVG.
MARTINEZ, Carlos	8	459	3	0	57.4



## 2013 GAME RECAPS



64

WEEK 5  
Saturday, April 20, 2013 - Philadelphia, PA  
Wells Fargo Center - 12,975

57



The Philadelphia Soul (2-2) gave up a 14-point lead early in the second half as Cleveland Gladiators (1-3) came back to defeat the Soul, 64-57, in overtime in front of 12,975 fans at the Wells Fargo Center on Saturday night. Soul QB Dan Raudabaugh guided the Philadelphia offense in this matchup by connecting on 31-of-50 passes for 306 yards and five touchdowns. Cleveland scored on the beginning series of the game with a six-yard pass from Zbydnewski to Jonathon Wilson. Philadelphia responded with a nine-play, 47-yard drive to score on a two-yard run by FB Derrick Ross. On the following kick, Soul DB

LaRico Stevenson forced a fumble and recovered the ball to score on a 7-yard touchdown return. The fumble recovery

capped the first quarter with Philadelphia leading 14-7. In the second quarter, Philadelphia's WRs Tiger Jones and Larry Brackins caught two touchdowns while FB Derrick Ross ran in a touchdown. Cleveland's WR Thyron Lewis accounted for two touchdowns. The first half ended with both teams scoring 35 combined points in the second quarter and Philadelphia leading 35-21. During the third quarter, Cleveland forced two turnovers, with DB Maurice Williams and DB Brandon Anderson intercepting Raudabaugh. The turnovers were followed by Cleveland scoring 14 unanswered points on an 11 and 17-yard touchdown receptions by WR Jamar Howard. At the end of the third, the game was tied 35-35. Philadelphia and Cleveland went back-and-forth in the fourth, as both teams scored 22 points. With ten seconds left, Tiger Jones scored his third touchdown of the night and gave Philadelphia a three point lead. Cleveland's K Ross Gornall kicked a 45-yard field goal with no time remaining to send the game to overtime. With the first possession, Cleveland scored on a 16-yard catch by Lewis. Philadelphia was unable to score on their possession, losing the game by missing the fourth down conversion.

	1	2	3	4	OT	F
CLE	7	14	14	22	7	64
PHI	14	21	0	21	0	57

**Russell Athletic Offensive Player of the Game:**  
QB Brian Zbydnewski (CLE)

**Riddell Defensive Player of the Game:**  
DB Brandon Anderson (CLE)

**J Lewis Small AFL Playmaker:**  
WR Thyron Lewis (CLE)

**Cutter's Catch of the Game:**  
WR Thyron Lewis (CLE)

**Spalding Highlight of the Game:**  
RB LaRico Stevenson (PHI)

## 2013 GAME RECAPS

TEAM TOTALS	CLE	PHI
FIRST DOWNS	19	25
Rushing	1	2
Passing	17	20
Penalty	1	3
NET YARDS RUSHING	22	21
Rushing Attempts	3	9
Average Per Rush	7.3	2.3
Rushing Touchdowns	1	2
NET YARDS PASSING	316	306
Completions-Attempts-Int	24-33-1	31-50-2
Average Per Attempt	9.6	6.1
Average Per Completion	13.2	9.9
Passing Touchdowns	8	5
TOTAL OFFENSE YARDS	338	327
Total offense plays	36	59
Average Gain Per Play	9.4	5.5
Fumbles: Number-Lost	1-1	1-1
Penalties: Number-Yards	7-37	11-52
KICKOFFS-YARDS	10-549	9-500
Average Yards Per Kickoff	54.9	55.6
Net Yards Per Kickoff	41.0	41.6
Touchbacks	1	1
MFG Returns: Number-Yards-TD	0-0-0	0-0-0
Average Per Return	0.0	0.0
Kickoff returns: Number-Yds-TD	8-121-0	9-134-0
Average Per Return	15.1	14.9
Interceptions: Number-Yds-TD	2-37-0	1-15-0
Fumble Returns: Number-Yds-TD	0-0-0	1-6-1
Miscellaneous Yards	0	0
Possession Time	26:02	42:20
1st Quarter	7:23	7:37
2nd Quarter	4:20	10:40
3rd Quarter	3:56	11:04
4th Quarter	6:37	8:23
OT Quarter	3:46	4:36
Third-Down Conversions	1 of 2	5 of 10
Fourth-Down Conversions	1 of 1	2 of 3
Red-Zone Scores-Chances	7-7	7-8
Sacks By: Number-Yards	0-0	0-0
PAT Kicks	7-8	7-7
2-Point drop-kick PATs	0-0	0-0
Field Goals	1-1	0-0
4-Point drop kick FGs	0-0	0-1
Touchdowns (Rush-Pass-Return)	1-8-0	2-5-1





## 2013 GAME RECAPS

## SCORING SUMMARY

1st	10:22	CLE	WILSON, Jonathan 6 yd pass from ZBYDNIEWSKI, Brian (GORNALL, Ross kick)	7 - 0
			6 plays, 37 yards, TOP 4:38	
	03:29	PHI	ROSS, Derrick 2 yd run (MARTINEZ, Carlos kick)	7 - 7
			9 plays, 47 yards, TOP 6:35	
	02:45	PHI	STEVENSON, LaRico 6 yd fumble recovery (MARTINEZ, Carlos kick)	7 - 14
2nd	14:56	CLE	LEWIS, Thyron 14 yd pass from ZBYDNIEWSKI, Brian (GORNALL, Ross kick)	14 - 14
			4 plays, 47 yards, TOP 2:04	
	10:42	PHI	BRACKINS, Larry 14 yd pass from RAUDABAUGH, Dan (MARTINEZ, Carlos kick)	14 - 21
			5 plays, 42 yards, TOP 3:33	
	08:30	PHI	JONES, Anthony 6 yd pass from RAUDABAUGH, Dan (MARTINEZ, Carlos kick)	14 - 28
			1 play, 6 yards, TOP 0:23	
	06:20	CLE	LEWIS, Thyron 34 yd pass from ZBYDNIEWSKI, Brian (GORNALL, Ross kick)	21 - 28
			2 plays, 45 yards, TOP 1:31	
	00:17	PHI	ROSS, Derrick 1 yd run (MARTINEZ, Carlos kick)	21 - 35
			12 plays, 43 yards, TOP 5:41	
3rd	08:33	CLE	HOWARD, Jamar 11 yd pass from ZBYDNIEWSKI, Brian (GORNALL, Ross kick)	28 - 35
			3 plays, 37 yards, TOP 1:41	
	03:21	CLE	HOWARD, Jamar 17 yd pass from ZBYDNIEWSKI, Brian (GORNALL, Ross kick)	35 - 35
			4 plays, 31 yards, TOP 2:15	
4th	14:16	PHI	JONES, Anthony 15 yd pass from RAUDABAUGH, Dan (MARTINEZ, Carlos kick)	35 - 42
			5 plays, 34 yards, TOP 3:47	
	09:05	CLE	ZBYDNIEWSKI, Brian 1 yd run (GORNALL, Ross kick failed)	41 - 42
			6 plays, 45 yards, TOP 5:26	
	07:57	CLE	WILSON, Jonathan 30 yd pass from ZBYDNIEWSKI, Brian (ZBYDNIEWSKI, Brian pass intcpt)	47 - 42
			1 play, 30 yards, TOP 0:08	
	00:55	PHI	THURMAN, Andrae 4 yd pass from RAUDABAUGH, Dan (THURMAN, Andrae pass from RAUDABAUGH, Dan)	47 - 50
			9 plays, 47 yards, TOP 6:04	
	00:47	CLE	LEWIS, Thyron 18 yd pass from ZBYDNIEWSKI, Brian (GORNALL, Ross kick)	54 - 50
			1 play, 18 yards, TOP 0:08	
	00:10	PHI	JONES, Anthony 13 yd pass from RAUDABAUGH, Dan (MARTINEZ, Carlos kick)	54 - 57
			3 plays, 40 yards, TOP 0:37	
	00:00	CLE	GORNALL, Ross 45 yd field goal	

## 2013 GAME RECAPS

RUSHING	NO.	GAIN	LOSS	NET	TD	LG	AVG.
ROSS, Derrick	6	17	0	17	2	10	2.8
THURMAN, Andrae	3	6	2	4	0	3	1.3
Totals...	9	23	2	21	2	10	2.3

PASSING	CMP-ATT-INT	YDS	TD	LONG	SACK
RAUDABAUGH, Dan	31-50-2	306	5	18	0
Totals...	31-50-2	306	5	18	0

RECEIVING	NO.	YDS	TD	LG
JONES, Anthony	13	143	3	18
THURMAN, Andrae	9	82	1	16
ROBINSON, Alvan	4	50	0	17
BRACKINS, Larry	2	24	1	14
ROSS, Derrick	2	7	0	9
JONES, Jason	1	0	0	0
Totals...	31	306	5	18

ALL RETURNS	MFG			KICKOFFS			INTERCEPT		
	NO	YDS	LG	NO	YDS	LG	NO	YDS	LG
ROBINSON, Alvan	0	0	0	8	122	31	0	0	0
GOOSBY, Joe	0	0	0	0	0	0	1	15	15
STEVENSON, LaRico	0	0	0	1	12	12	0	0	0
Totals...	0	0	0	9	134	31	1	15	15

ALL PURPOSE	RUSH	RCV	KR	FGR	IR	TOTAL
ROBINSON, Alvan	0	50	122	0	0	172
JONES, Anthony	0	143	0	0	0	143
THURMAN, Andrae	4	82	0	0	0	86
BRACKINS, Larry	0	24	0	0	0	24
ROSS, Derrick	17	7	0	0	0	24
GOOSBY, Joe	0	0	0	0	15	15
STEVENSON, LaRico	0	0	12	0	0	12
Totals...	21	306	134	0	15	476

KICKOFFS	NO.	YDS	TB	OB	AVG.
MARTINEZ, Carlos	9	500	1	0	55.6



## 2013 GAME RECAPS



55

WEEK 6  
Saturday, April 27, 2013 - Philadelphia, PA  
Wells Fargo Center - 8,363

53



A failed two-point conversion with 18 seconds left ended the Philadelphia Soul's (2-3) comeback attempt as they fell to the Jacksonville Sharks (6-0) in dramatic fashion, 55-53, in front of 8,363 at the Wells Fargo Center. The Soul fought back from trailing by as many as 15 points most of the second half. The Philadelphia Soul put the first points on the board with a 2-yard touchdown run by FB Derrick Ross, though Jacksonville blocked the extra point. The Sharks answered back with two quick touchdowns, a 30-yard pass to WR Markee White and a 29-yard pass to WR Je Hughley. Philadelphia closed out the first on a 22-yard touchdown pass to WR Andrae Thurman, missing the extra point and ending the quarter 14-12. The Sharks opened up the second half with two touchdowns on an 18-

yard touchdown pass to WR Jeron Harvey and a 3-yard touchdown pass to White. Ross punched in his second touchdown on the night on a 16-yard run. LB Joe Goosby forced an interception, which set up a 3-yard touchdown pass to WR Larry Brackins, closing out the first half with Jacksonville leading 28-26. The Sharks third quarter consisted of two touchdowns for Harvey, scoring on 3-yard and 10-yard catches. Philadelphia was able to keep the game close, with WR Tiger Jones scoring on a 2-yard rush. The third quarter ended with Jacksonville leading 42-33. Jacksonville scored in the fourth quarter on a 23-yard touchdown catch by Harvey. The Sharks failed to convert the extra point. Philadelphia made the game a one possession game by scoring on a 7-yard pass to Thurman, making the score 48-40. Harvey scored his fifth touchdown of the night on a 2-yard pass to put the Sharks up 55-40. Philadelphia responded with a 6-yard touchdown pass to Brackins. With less than a minute remaining, Ross punched the ball in on a 1-yard touchdown run, trailing the Sharks by two. The Soul were unable to convert the two-point conversion with an incomplete pass, losing to Jacksonville 55-53.

	1	2	3	4	F
JAX	14	14	14	13	55
PHI	12	14	7	20	53

**Russell Athletic Offensive Player of the Game:**  
WR Tracy Belton (JAX)

**Riddell Defensive Player of the Game:**  
DB Tracy Belton (JAX)

**J Lewis Small AFL Playmaker:**  
WR Jeff Hughley (JAX)

**Cutter's Catch of the Game:**  
WR Jeron Harvey (JAX)

**Spalding Highlight of the Game:**  
FB Derrick Ross (PHI)

## 2013 GAME RECAPS

TEAM TOTALS	JAX	PHI
FIRST DOWNS	15	20
Rushing	1	4
Passing	8	12
Penalty	6	4
NET YARDS RUSHING	45	43
Rushing Attempts	12	17
Average Per Rush	3.8	2.5
Rushing Touchdowns	0	4
NET YARDS PASSING	219	312
Completions-Attempts-Int	17-26-1	24-37-0
Average Per Attempt	8.4	8.4
Average Per Completion	12.9	13.0
Passing Touchdowns	8	4
TOTAL OFFENSE YARDS	264	355
Total offense plays	38	54
Average Gain Per Play	6.9	6.6
Fumbles: Number-Lost	0-0	3-2
Penalties: Number-Yards	9-43	10-69
KICKOFFS-YARDS	9-473	6-329
Average Yards Per Kickoff	52.6	54.8
Net Yards Per Kickoff	42.4	38.7
Touchbacks	3	0
MFG Returns: Number-Yards-TD	0-0-0	0-0-0
Average Per Return	0.0	0.0
Kickoff returns: Number-Yds-TD	6-97-0	7-76-0
Average Per Return	16.2	10.9
Interceptions: Number-Yds-TD	0-0-0	1-4-0
Fumble Returns: Number-Yds-TD	2-13-0	0-0-0
Miscellaneous Yards	0	24
Possession Time	25:49	34:11
1st Quarter	7:20	7:40
2nd Quarter	6:39	8:21
3rd Quarter	5:18	9:42
4th Quarter	6:32	8:28
Third-Down Conversions	2 of 6	4 of 8
Fourth-Down Conversions	1 of 2	2 of 4
Red-Zone Scores-Chances	5-7	7-8
Sacks By: Number-Yards	1-7	1-4
PAT Kicks	7-7	5-7
2-Point drop-kick PATs	0-1	0-0
Field Goals	0-1	0-0
4-Point drop kick FGs	0-0	0-0
Touchdowns (Rush-Pass-Return)	0-8-0	4-4-0



## 2013 GAME RECAPS

## SCORING SUMMARY

1st	12:06	PHI	ROSS, Derrick 2 yd run (MARTINEZ, Carlos kick blockd) 2 plays, 11 yards, TOP 0:48	0 - 6
	08:58	JAX	WHITE, Markee 30 yd pass from MORRIS, Bernard (CAPOZZOLI, Marco kick) 4 plays, 39 yards, TOP 2:28	7 - 6
	03:20	JAX	HUGHLEY, Jeff 29 yd pass from MORRIS, Bernard (CAPOZZOLI, Marco kick) 3 plays, 34 yards, TOP 1:40	14 - 6
	00:26	PHI	THURMAN, Andrae 22 yd pass from RAUDABAUGH, Dan (MARTINEZ, Carlos kick failed) 3 plays, 40 yards, TOP 2:16	14 - 12
2nd	12:46	JAX	HARVEY, Jeron 18 yd pass from MORRIS, Bernard (CAPOZZOLI, Marco kick) 3 plays, 35 yards, TOP 2:14	21 - 12
	07:17	JAX	WHITE, Markee 3 yd pass from MORRIS, Bernard (CAPOZZOLI, Marco kick) 2 plays, 21 yards, TOP 1:01	28 - 12
	05:30	PHI	ROSS, Derrick 16 yd run (MARTINEZ, Carlos kick) 2 plays, 31 yards, TOP 1:08	28 - 19
	00:23	PHI	BRACKINS, Larry 3 yd pass from RAUDABAUGH, Dan (MARTINEZ, Carlos kick) 7 plays, 22 yards, TOP 2:06	28 - 26
3rd	11:01	JAX	HARVEY, Jeron 3 yd pass from MORRIS, Bernard (CAPOZZOLI, Marco kick) 5 plays, 41 yards, TOP 3:09	35 - 26
	05:41	PHI	JONES, Anthony 2 yd run (MARTINEZ, Carlos kick) 8 plays, 42 yards, TOP 5:08	35 - 33
	03:32	JAX	HARVEY, Jeron 10 yd pass from MORRIS, Bernard (CAPOZZOLI, Marco kick) 3 plays, 35 yards, TOP 1:28	42 - 33
4th	10:38	JAX	HARVEY, Jeron 23 yd pass from MORRIS, Bernard (HUGHLEY, Jeff rush failed) 2 plays, 34 yards, TOP 1:16	48 - 33
	07:54	PHI	THURMAN, Andrae 7 yd pass from RAUDABAUGH, Dan (MARTINEZ, Carlos kick) 4 plays, 40 yards, TOP 2:01	48 - 40
	05:17	JAX	HARVEY, Jeron 2 yd pass from MORRIS, Bernard (CAPOZZOLI, Marco kick) 3 plays, 4 yards, TOP 2:18	55 - 40
	03:06	PHI	BRACKINS, Larry 6 yd pass from RAUDABAUGH, Dan (MARTINEZ, Carlos kick) 3 plays, 34 yards, TOP 1:29	55 - 47
	00:18	PHI	ROSS, Derrick 1 yd run (RAUDABAUGH, Dan pass failed) 5 plays, 19 yards, TOP 0:27	55 - 53

## 2013 GAME RECAPS

RUSHING	NO.	GAIN	LOSS	NET	TD	LG	AVG.
ROSS, Derrick	13	39	1	38	3	16	2.9
THURMAN, Andrae	1	9	0	9	0	9	9.0
JONES, Anthony	2	3	0	3	1	2	1.5
RAUDABAUGH, Dan	1	0	7	-7	0	0	-7.0
Totals...	17	51	8	43	4	16	2.5

PASSING	CMP-ATT-INT	YDS	TD	LONG	SACK
RAUDABAUGH, Dan	24-37-0	312	4	28	1
Totals...	24-37-0	312	4	28	1

RECEIVING	NO.	YDS	TD	LG
JONES, Anthony	9	148	0	25
THURMAN, Andrae	7	93	2	28
ROBINSON, Alvan	4	49	0	22
BRACKINS, Larry	4	22	2	9
Totals...	24	312	4	28

ALL RETURNS	MFG			KICKOFFS			INTERCEPT		
	NO	YDS	LG	NO	YDS	LG	NO	YDS	LG
ROBINSON, Alvan	0	0	0	6	76	18	0	0	0
GOOSBY, Joe	0	0	0	0	0	0	1	4	4
PERKINS, Brandon	0	0	0	1	0	0	0	0	0
Totals...	0	0	0	7	76	18	1	4	4

ALL PURPOSE	RUSH	RCV	KR	FGR	IR	TOTAL
JONES, Anthony	3	148	0	0	0	151
ROBINSON, Alvan	0	49	76	0	0	125
THURMAN, Andrae	9	93	0	0	0	102
ROSS, Derrick	38	0	0	0	0	38
BRACKINS, Larry	0	22	0	0	0	22
GOOSBY, Joe	0	0	0	0	4	4
RAUDABAUGH, Dan	-7	0	0	0	0	-7
Totals...	43	312	76	0	4	435

KICKOFFS	NO.	YDS	TB	OB	AVG.
MARTINEZ, Carlos	6	329	0	0	54.8



# 2013 GAME RECAPS



72

**WEEK 7**  
Saturday, May 18, 2013 - Rosemont, IL  
Allstate Arena - 4,722

41



A failed two-point conversion with 18 seconds left ended the Philadelphia Soul's (2-3) comeback attempt as they fell to the Jacksonville Sharks (6-0) in dramatic fashion, 55-53, in front of 8,363 at the Wells Fargo Center. The Soul fought back from trailing by as many as 15 points most of the second half. The Philadelphia Soul put the first points on the board with a 2-yard touchdown run by FB Derrick Ross, though Jacksonville blocked the extra point. The Sharks answered back with two quick touchdowns, a 30-yard pass to WR Markee White and a 29-yard pass to WR Je Hughley. Philadelphia closed out the first on a 22-yard touchdown pass to WR Andrae Thurman, missing the extra point and ending the quarter 14-12. The Sharks opened up the second half with two touchdowns on an 18-yard touchdown pass to WR Jeron Harvey and a 3-yard touchdown pass to White. Ross punched in his second touchdown on the night on a 16-yard run. LB Joe Goosby forced an interception, which set up a 3-yard touchdown pass to WR Larry Brackins, closing out the first half with Jacksonville leading 28-26. The Sharks third quarter consisted of two touchdowns for Harvey, scoring on 3-yard and 10-yard catches. Philadelphia was able to keep the game close, with WR Tiger Jones scoring on a 2-yard rush. The third quarter ended with Jacksonville leading 42-33. Jacksonville scored in the fourth quarter on a 23-yard touchdown catch by Harvey. The Sharks failed to convert the extra point. Philadelphia made the game a one possession game by scoring on a 7-yard pass to Thurman, making the score 48-40. Harvey scored his fifth touchdown of the night on a 2-yard pass to put the Sharks up 55-40. Philadelphia responded with a 6-yard touchdown pass to Brackins. With less than a minute remaining, Ross punched the ball in on a 1-yard touchdown run, trailing the Sharks by two. The Soul were unable to convert the two-point conversion with an incomplete pass, losing to Jacksonville 55-53.

	1	2	3	4	F
PHI	21	17	14	20	72
CHI	14	7	13	7	41

- Russell Athletic Offensive Player of the Game:**  
WR Tiger Jones (PHI)
- Riddell Defensive Player of the Game:**  
DB LaRico Stevenson (PHI)
- J Lewis Small AFL Playmaker:**  
WR Ryan McDaniel (PHI)
- Cutter's Catch of the Game:**  
WR Tiger Jones (PHI)
- Spalding Highlight of the Game:**  
DB LaRico Stevenson (PHI)

# 2013 GAME RECAPS

TEAM TOTALS	PHI	CHI
FIRST DOWNS	26	19
Rushing	7	1
Passing	18	14
Penalty	1	4
NET YARDS RUSHING	58	1
Rushing Attempts	13	4
Average Per Rush	4.5	0.2
Rushing Touchdowns	3	0
NET YARDS PASSING	258	225
Completions-Attempts-Int	25-38-0	18-31-2
Average Per Attempt	6.8	7.3
Average Per Completion	10.3	12.5
Passing Touchdowns	7	6
TOTAL OFFENSE YARDS	316	226
Total offense plays	51	38
Average Gain Per Play	6.2	5.9
Fumbles: Number-Lost	1-0	1-1
Penalties: Number-Yards	6-48	5-23
KICKOFFS-YARDS	11-558	6-333
Average Yards Per Kickoff	50.7	55.5
Net Yards Per Kickoff	36.0	41.5
Touchbacks	2	1
MFG Returns: Number-Yards-TD	0-0-0	0-0-0
Average Per Return	0.0	0.0
Kickoff returns: Number-Yds-TD	6-79-0	8-152-0
Average Per Return	13.2	19.0
Interceptions: Number-Yds-TD	2-46-0	0-0-0
Fumble Returns: Number-Yds-TD	1-6-0	0-0-0
Miscellaneous Yards	0	10
Possession Time	32:08	27:52
1st Quarter	10:14	4:46
2nd Quarter	7:05	7:55
3rd Quarter	9:06	5:54
4th Quarter	5:43	9:17
Third-Down Conversions	4 of 6	3 of 6
Fourth-Down Conversions	1 of 1	1 of 3
Red-Zone Scores-Chances	10-10	5-7
Sacks By: Number-Yards	3-17	0-0
PAT Kicks	9-10	5-6
2-Point drop-kick PATs	0-0	0-0
Field Goals	1-1	0-0
4-Point drop kick FGs	0-0	0-0
Touchdowns (Rush-Pass-Return)	3-7-0	0-6-0



## 2013 GAME RECAPS

## SCORING SUMMARY

1st	11:12	PHI	MCDANIEL, Ryan 16 yd pass from RAUDABAUGH, Dan (MARTINEZ, Carlos kick)	
			6 plays, 39 yards, TOP 4:05	7 - 0
	09:57	PHI	ROSS, Derrick 10 yd run (MARTINEZ, Carlos kick)	
			1 play, 10 yards, TOP 0:58	14 - 0
	08:43	CHI	GRAY, Reggie 18 yd pass from COFFMAN, Carson (MARTINEZ, Jose kick)	
			1 play, 18 yards, TOP 0:44	14 - 7
	06:42	PHI	MCDANIEL, Ryan 24 yd pass from RAUDABAUGH, Dan (MARTINEZ, Carlos kick)	
			2 plays, 30 yards, TOP 1:18	21 - 7
	03:10	CHI	JENKINS, Jared 15 yd pass from COFFMAN, Carson (MARTINEZ, Jose kick)	
			3 plays, 28 yards, TOP 2:41	21 - 14
2nd	14:18	PHI	JONES, Anthony 8 yd pass from RAUDABAUGH, Dan (MARTINEZ, Carlos kick)	
			6 plays, 37 yards, TOP 3:20	28 - 14
	08:24	CHI	JENKINS, Jared 6 yd pass from COFFMAN, Carson (MARTINEZ, Jose kick)	
			9 plays, 47 yards, TOP 5:14	28 - 21
	02:36	PHI	MARTINEZ, Carlos 28 yd field goal	
			8 plays, 34 yards, TOP 5:19	31 - 21
	00:05	PHI	MCDANIEL, Ryan 2 yd pass from RAUDABAUGH, Dan (MARTINEZ, Carlos kick)	
			6 plays, 41 yards, TOP 0:35	38 - 21
3rd	11:48	CHI	JENKINS, Jared 8 yd pass from COFFMAN, Carson (MARTINEZ, Jose kick failed)	
			5 plays, 38 yards, TOP 3:12	38 - 27
	09:27	PHI	BRACKINS, Larry 14 yd pass from RAUDABAUGH, Dan (MARTINEZ, Carlos kick)	
			3 plays, 38 yards, TOP 1:51	45 - 27
	02:32	PHI	JONES, Anthony 2 yd run (MARTINEZ, Carlos kick)	
			9 plays, 25 yards, TOP 5:44	52 - 27
	01:01	CHI	JENKINS, Jared 34 yd pass from COFFMAN, Carson (MARTINEZ, Jose kick)	
			1 play, 34 yards, TOP 0:37	52 - 34
4th	13:53	PHI	ROSS, Derrick 4 yd run (MARTINEZ, Carlos kick failed)	
			2 plays, 12 yards, TOP 1:32	58 - 34
	10:56	PHI	MCDANIEL, Ryan 16 yd pass from RAUDABAUGH, Dan (MARTINEZ, Carlos kick)	
			3 plays, 29 yards, TOP 1:27	65 - 34
	03:24	PHI	JONES, Anthony 3 yd pass from GACHETTE, Steven (MARTINEZ, Carlos kick)	
			5 plays, 24 yards, TOP 2:58	72 - 34
	00:11	CHI	GRAY, Reggie 15 yd pass from SOUTHWICK, Danny (MARTINEZ, Jose kick)	
			6 plays, 45 yards, TOP 2:18	72 - 41

## 2013 GAME RECAPS

RUSHING	NO.	GAIN	LOSS	NET	TD	LG	AVG.
ROSS, Derrick	8	44	0	44	2	15	5.5
MCDANIEL, Ryan	3	10	0	10	0	4	3.3
JONES, Anthony	1	2	0	2	1	2	2.0
GACHETTE, Steven	1	2	0	2	0	2	2.0
Totals...	13	58	0	58	3	15	4.5

PASSING	CMP-ATT-INT	YDS	TD	LONG	SACK
RAUDABAUGH, Dan	22-34-0	240	6	24	0
GACHETTE, Steven	3-4-0	18	1	11	0
Totals...	25-38-0	258	7	24	0

RECEIVING	NO.	YDS	TD	LG
JONES, Anthony	13	135	2	18
MCDANIEL, Ryan	6	67	4	24
THURMAN, Andrae	4	28	0	9
BRACKINS, Larry	2	28	1	14
Totals...	25	258	7	24

ALL RETURNS	MFG			KICKOFFS			INTERCEPT		
	NO	YDS	LG	NO	YDS	LG	NO	YDS	LG
BRACKINS, Larry	0	0	0	1	2	2	0	0	0
STEVENSON, LaRico	0	0	0	5	77	26	1	25	25
KIZER, Rayshaun	0	0	0	0	0	0	1	21	21
Totals...	0	0	0	6	79	26	2	46	25

ALL PURPOSE	RUSH	RCV	KR	FGR	IR	TOTAL
JONES, Anthony	2	135	0	0	0	137
STEVENSON, LaRico	0	0	77	0	25	102
MCDANIEL, Ryan	10	67	0	0	0	77
ROSS, Derrick	44	0	0	0	0	44
BRACKINS, Larry	0	28	2	0	0	30
THURMAN, Andrae	0	28	0	0	0	28
KIZER, Rayshaun	0	0	0	0	21	21
GACHETTE, Steven	2	0	0	0	0	2
Totals...	58	258	79	0	46	441

## FIELD GOAL ATTEMPTS

MARTINEZ, Carlos	2nd	02:36	28 yards	Good
------------------	-----	-------	----------	------

KICKOFFS	NO.	YDS	TB	OB	AVG.
MARTINEZ, Carlos	11	558	2	1	50.7



## 2013 GAME RECAPS



53

WEEK 8  
Saturday, May 11, 2013 - Philadelphia, PA  
Wells Fargo Center - 8,098

48



The Philadelphia Soul fell short in the "Keystone Collision" against division-rival Pittsburgh Power, 53-48, in front of 8,098 fans at the Wells Fargo Center. The Soul surrendered the lead late in the fourth quarter and was stopped by the Pittsburgh defense with 12 seconds remaining. The Philadelphia Soul opened the game with 14 unanswered points with touchdown passes to WR Ryan McDaniel and WR Larry Brackins. Pittsburgh scored their first touchdown on a pass to WR Mike Washington. Before closing out the first quarter, FB Derrick Ross punched in a 9-yard rushing touchdown to put Philadelphia up 21-7. In the second quarter, Pittsburgh outscored Philadelphia 20-14. The Power scored on a 7-yard and 14-yard catch by WR James Robinson and a 5-yard run by Washington.

The Soul scored on a 30-yard touchdown catch by WR Tiger Jones and a 5-yard touchdown run by Ross. Philadelphia led at the half 35-27. Both teams scored two touchdowns in the third. Pittsburgh's Robinson made a 15-yard touchdown catch and Washington caught a 38-yard touchdown pass late in the third quarter. Philadelphia's James Romain returned a 55-yard kick for a touchdown, while McDaniel brought in a 8-yard touchdown pass. Pittsburgh scored 14 unanswered in the fourth to take the lead on a 3-yard run by Washington and a 8-yard catch by Robinson. On fourth and one, Pittsburgh defense stopped Philadelphia at the one. Philadelphia stopped Pittsburgh, and got the ball back with 31 seconds left in the game. Pittsburgh defense sealed the win for the Power by intercepting QB Dan Raudabaugh in the end zone.

	1	2	3	4	F
PIT	7	20	13	13	53
PHI	21	14	13	0	48

**Russell Athletic Offensive Player of the Game:**  
WR Mike Washington (PIT)

**Riddell Defensive Player of the Game:**  
DL Bryan Robinson (PHI)

**J Lewis Small AFL Playmaker:**  
WR James Robinson (PIT)

**Cutter's Catch of the Game:**  
WR Mike Washington (PIT)

**Spalding Highlight of the Game:**  
DB James Romain (PHI)

## 2013 GAME RECAPS

TEAM TOTALS	PIT	PHI
FIRST DOWNS	20	21
Rushing	2	4
Passing	15	15
Penalty	3	2
NET YARDS RUSHING	12	25
Rushing Attempts	10	8
Average Per Rush	1.2	3.1
Rushing Touchdowns	2	2
NET YARDS PASSING	262	288
Completions-Attempts-Int	19-35-1	23-41-1
Average Per Attempt	7.5	7.0
Average Per Completion	13.8	12.5
Passing Touchdowns	6	4
TOTAL OFFENSE YARDS	274	313
Total offense plays	48	49
Average Gain Per Play	5.7	6.4
Fumbles: Number-Lost	0-0	1-1
Penalties: Number-Yards	8-52	8-40
KICKOFFS-YARDS	9-488	6-334
Average Yards Per Kickoff	54.2	55.7
Net Yards Per Kickoff	43.7	43.2
Touchbacks	3	1
MFG Returns: Number-Yards-TD	0-0-0	0-0-0
Average Per Return	0.0	0.0
Kickoff returns: Number-Yds-TD	5-70-0	5-80-1
Average Per Return	14.0	16.0
Interceptions: Number-Yds-TD	1-0-0	1-23-0
Fumble Returns: Number-Yds-TD	0-0-0	0-0-0
Miscellaneous Yards	0	0
Possession Time	30:10	29:50
1st Quarter	5:30	9:30
2nd Quarter	7:23	7:37
3rd Quarter	12:01	2:59
4th Quarter	5:16	9:44
Third-Down Conversions	1 of 7	3 of 7
Fourth-Down Conversions	1 of 5	1 of 4
Red-Zone Scores-Chances	6-8	3-5
Sacks By: Number-Yards	0-0	3-10
PAT Kicks	5-8	6-7
2-Point drop-kick PATs	0-0	0-0
Field Goals	0-0	0-0
4-Point drop kick FGs	0-0	0-0
Touchdowns (Rush-Pass-Return)	2-6-0	2-4-1



## 2013 GAME RECAPS

## SCORING SUMMARY

1st	12:01	PHI	MCDANIEL, Ryan 17 yd pass from RAUDABAUGH, Dan (MARTINEZ, Carlos kick)	
			5 plays, 47 yards, TOP 2:59	0 - 7
	08:59	PHI	BRACKINS, Larry 15 yd pass from RAUDABAUGH, Dan (MARTINEZ, Carlos kick)	
			1 play, 15 yards, TOP 0:22	0 - 14
	06:00	PIT	WASHINGTON, Mike 6 yd pass from SHEFFIELD, Steven (RAUCH, Julian kick)	
			4 plays, 45 yards, TOP 2:17	7 - 14
	01:01	PHI	ROSS, Derrick 9 yd run (MARTINEZ, Carlos kick)	
			7 plays, 45 yards, TOP 4:17	7 - 21
2nd	13:40	PIT	WASHINGTON, Mike 5 yd run (RAUCH, Julian kick)	
			3 plays, 48 yards, TOP 1:38	14 - 21
	08:41	PIT	ROBINSON, James 7 yd pass from SHEFFIELD, Steven (RAUCH, Julian kick failed)	
			3 plays, 12 yards, TOP 1:45	20 - 21
	07:29	PHI	JONES, Anthony 30 yd pass from RAUDABAUGH, Dan (MARTINEZ, Carlos kick)	
			1 play, 30 yards, TOP 0:28	20 - 28
	05:12	PIT	ROBINSON, James 14 yd pass from SHEFFIELD, Steven (RAUCH, Julian kick)	
			2 plays, 4 yards, TOP 1:34	27 - 28
	00:49	PHI	ROSS, Derrick 5 yd run (MARTINEZ, Carlos kick)	
			7 plays, 47 yards, TOP 3:42	27 - 35
3rd	12:22	PIT	ROBINSON, James 15 yd pass from SHEFFIELD, Steven (RAUCH, Julian kick)	
			4 plays, 38 yards, TOP 2:38	34 - 35
	11:27	PHI	ROMAIN, James 55 yd kickoff return (MARTINEZ, Carlos kick)	
				34 - 42
	02:51	PHI	MCDANIEL, Ryan 8 yd pass from RAUDABAUGH, Dan (MARTINEZ, Carlos kick failed)	
			3 plays, 33 yards, TOP 1:45	34 - 48
	01:15	PIT	WASHINGTON, Mike 38 yd pass from SHEFFIELD, Steven (RAUCH, Julian kick blocked)	
			1 play, 43 yards, TOP 1:29	40 - 48
4th	14:56	PIT	WASHINGTON, Mike 3 yd run (RAUCH, Julian kick failed)	
			2 plays, 2 yards, TOP 0:55	46 - 48
	09:04	PIT	ROBINSON, James 8 yd pass from SHEFFIELD, Steven (RAUCH, Julian kick)	
			3 plays, 18 yards, TOP 1:22	53 - 48

## 2013 GAME RECAPS

RUSHING	NO.	GAIN	LOSS	NET	TD	LG	AVG.
ROSS, Derrick	6	25	0	25	2	9	4.2
RAUDABAUGH, Dan	1	0	0	0	0	0	0.0
MCDANIEL, Ryan	1	0	0	0	0	0	0.0
Totals...	8	25	0	25	2	9	3.1

PASSING	CMP-ATT-INT	YDS	TD	LONG	SACK
RAUDABAUGH, Dan	23-41-1	288	4	30	0
Totals...	23-41-1	288	4	30	0

RECEIVING	NO.	YDS	TD	LG
JONES, Anthony	8	124	1	30
MCDANIEL, Ryan	7	90	2	21
THURMAN, Andrae	5	49	0	22
BRACKINS, Larry	2	21	1	15
ROSS, Derrick	1	4	0	4
Totals...	23	288	4	30

ALL RETURNS	MFG			KICKOFFS			INTERCEPT		
	NO	YDS	LG	NO	YDS	LG	NO	YDS	LG
STEVENSON, LaRico	0	0	0	1	13	13	1	23	23
ROMAIN, James	0	0	0	3	67	55	0	0	0
TEAM	0	0	0	1	0	0	0	0	0
Totals...	0	0	0	5	80	55	1	23	23

ALL PURPOSE	RUSH	RCV	KR	FGR	IR	TOTAL
JONES, Anthony	0	124	0	0	0	124
MCDANIEL, Ryan	0	90	0	0	0	90
ROMAIN, James	0	0	67	0	0	67
THURMAN, Andrae	0	49	0	0	0	49
STEVENSON, LaRico	0	0	13	0	23	36
ROSS, Derrick	25	4	0	0	0	29
BRACKINS, Larry	0	21	0	0	0	21
Totals...	25	288	80	0	23	416

KICKOFFS	NO.	YDS	TB	OB	AVG.
MARTINEZ, Carlos	6	334	1	0	55.7



## 2013 GAME RECAPS



51

WEEK 9  
Saturday, May 18, 2013 - Philadelphia, PA  
Wells Fargo Center - 9,094

61



The Philadelphia Soul won their first home game of the season by defeating the Orlando Predators, 61-51, in front of 9,094 fans at the Wells Fargo Center. The Soul got back to .500 on the season after defeating Doug Plank and the Orlando Predators for the second time this season. Both teams scored two offensive touchdowns in the first quarter. Orlando scored on a 1-yard run by LB Marlon Moye-Moore and a 12-yard catch by WR Maurice Williams, with both extra points being missed. Orlando also had a 12-yard fumble recovery for a touchdown by DB Dominic Jones. Philadelphia scored on a 3-yard catch by WR Larry Brackins and a 23-yard catch by WR Andrae Thurman to close out the quarter with Orlando leading 19-14. Philadelphia's defense was able to stop the Orlando offense

twice during the second quarter. Once by forcing a turnover with a forced fumble and recovery by DB Rayshaun Kizer, and the other was a stop on fourth down. Both stops led to Philadelphia touchdowns, with FB Derrick Ross scoring on a 1-yard run and an 11-yard catch. Philadelphia's 21 unanswered points put Philadelphia in the lead, 28-19, at the end of the first half. Orlando cut the Philadelphia lead to three at the end of the third quarter after scoring three touchdowns to Philadelphia's two. Williams recorded two touchdowns for Orlando on a 5-yard and 48-yard catch and WR T.T. Toliver scored on a 12-yard catch. Philadelphia's WR Tiger Jones kept the Soul ahead in the game, scoring on a 40-yard and 16 yard catch. The quarter ended with the Soul leading, 42-39. The Soul opened up the fourth quarter with the Cutters Catch of the Game when QB Dan Raudabaugh hit Jones on another deep play, scoring on a 38-yard pass, but failed to convert on the extra point. DB James Romain made the AFL Highlight of the Game when he intercepted the ball for a touchdown on a 50-yard return. Orlando tried to fight back, scoring on two 3-yard touchdown catches by WR Jason Geathers, but fell short after Philadelphia sealed their win on a 2-yard run by Ross. The final score was 61-51.

	1	2	3	4	F
ORL	19	0	20	12	51
PHI	14	14	14	19	61

**Russell Athletic Offensive Player of the Game:**  
WR Tiger Jones (PHI)

**Riddell Defensive Player of the Game:**  
DB Rayshaun Kizer (PHI)

**J Lewis Small AFL Playmaker:**  
WR James Robinson (ORL)

**Cutter's Catch of the Game:**  
WR Maurice Williams (ORL)

**Spalding Highlight of the Game:**  
WR Tiger Jones (PHI)

## 2013 GAME RECAPS

TEAM TOTALS	ORL	PHI
FIRST DOWNS	17	16
Rushing	1	2
Passing	13	11
Penalty	3	3
NET YARDS RUSHING	14	21
Rushing Attempts	4	13
Average Per Rush	3.5	1.6
Rushing Touchdowns	1	2
NET YARDS PASSING	292	251
Completions-Attempts-Int	23-43-2	21-27-0
Average Per Attempt	6.8	9.3
Average Per Completion	12.7	12.0
Passing Touchdowns	6	6
TOTAL OFFENSE YARDS	306	272
Total offense plays	47	40
Average Gain Per Play	6.5	6.8
Fumbles: Number-Lost	1-1	2-2
Penalties: Number-Yards	9-76	5-47
KICKOFFS-YARDS	6-334	9-499
Average Yards Per Kickoff	55.7	55.4
Net Yards Per Kickoff	50.0	42.8
Touchbacks	3	2
MFG Returns: Number-Yards-TD	0-0-0	0-0-0
Average Per Return	0.0	0.0
Kickoff returns: Number-Yds-TD	7-104-0	3-19-0
Average Per Return	14.9	6.3
Interceptions: Number-Yds-TD	0-0-0	2-50-1
Fumble Returns: Number-Yds-TD	2-21-1	1-13-0
Miscellaneous Yards	0	0
Possession Time	31:54	28:06
1st Quarter	5:53	9:07
2nd Quarter	8:07	6:53
3rd Quarter	7:18	7:42
4th Quarter	10:36	4:24
Third-Down Conversions	3 of 6	3 of 5
Fourth-Down Conversions	2 of 3	0 of 1
Red-Zone Scores-Chances	6-8	5-6
Sacks By: Number-Yards	0-0	0-0
PAT Kicks	3-6	7-8
2-Point drop-kick PATs	0-0	0-0
Field Goals	0-0	0-0
4-Point drop kick FGs	0-0	0-0
Touchdowns (Rush-Pass-Return)	1-6-1	2-6-1





## 2013 GAME RECAPS

### SCORING SUMMARY

1st	11:41	ORL	MOYE-MOORE, Marlon 1 yd run (LEWIS, Mark kick failed) 6 plays, 45 yards, TOP 3:19	6 - 0
	06:56	PHI	BRACKINS, Larry 3 yd pass from RAUDABAUGH, Dan (MARTINEZ, Carlos kick) 7 plays, 45 yards, TOP 4:12	6 - 7
	04:28	ORL	WILLIAMS, Maurice 12 yd pass from GARCIA, Aaron (LEWIS, Mark kick failed) 3 plays, 25 yards, TOP 1:54	12 - 7
	02:41	ORL	JONES, Dominic 12 yd fumble recovery (LEWIS, Mark kick)	19 - 7
	00:06	PHI	THURMAN, Andrae 23 yd pass from RAUDABAUGH, Dan (MARTINEZ, Carlos kick) 3 plays, 35 yards, TOP 1:47	19 - 14
2nd	08:56	PHI	ROSS, Derrick 1 yd run (MARTINEZ, Carlos kick) 5 plays, 21 yards, TOP 3:49	19 - 21
	00:06	PHI	ROSS, Derrick 11 yd pass from RAUDABAUGH, Dan (MARTINEZ, Carlos kick) 8 plays, 35 yards, TOP 3:04	19 - 28
3rd	13:10	PHI	JONES, Anthony 40 yd pass from RAUDABAUGH, Dan (MARTINEZ, Carlos kick) 3 plays, 45 yards, TOP 1:50	19 - 35
	07:55	ORL	WILLIAMS, Maurice 5 yd pass from GARCIA, Aaron (LEWIS, Mark kick failed) 7 plays, 33 yards, TOP 4:33	25 - 35
	03:08	ORL	WILLIAMS, Maurice 48 yd pass from GARCIA, Aaron (LEWIS, Mark kick) 1 play, 48 yards, TOP 0:23	32 - 35
	02:03	PHI	JONES, Anthony 16 yd pass from RAUDABAUGH, Dan (MARTINEZ, Carlos kick) 1 play, 16 yards, TOP 0:28	32 - 42
	00:23	ORL	TOLIVER, T.T. 12 yd pass from GARCIA, Aaron (LEWIS, Mark kick) 1 play, 7 yards, TOP 0:58	39 - 42
4th	13:43	PHI	JONES, Anthony 38 yd pass from RAUDABAUGH, Dan (MARTINEZ, Carlos rush failed) 2 plays, 48 yards, TOP 1:17	39 - 48
	09:44	PHI	ROMAIN, James 50 yd interception return (MARTINEZ, Carlos kick)	39 - 55
	03:28	ORL	GEATHERS, Jason 3 yd pass from GARCIA, Aaron (GARCIA, Aaron rush failed) 3 plays, 13 yards, TOP 1:39	45 - 55
	00:56	PHI	ROSS, Derrick 2 yd run (MARTINEZ, Carlos kick failed) 2 plays, 10 yards, TOP 1:44	45 - 61
	00:04	ORL	GEATHERS, Jason 3 yd pass from GARCIA, Aaron (MOYE-MOORE, Marlon rush failed) 6 plays, 43 yards, TOP 0:52	51 - 61

## 2013 GAME RECAPS

RUSHING	NO.	GAIN	LOSS	NET	TD	LG	AVG.
ROSS, Derrick	12	25	2	23	2	7	1.9
RAUDABAUGH, Dan	1	0	2	-2	0	0	-2.0
Totals...	13	25	4	21	2	7	1.6

PASSING	CMP-ATT-INT	YDS	TD	LONG	SACK
RAUDABAUGH, Dan	21-27-0	251	6	40	0
Totals...	21-27-0	251	6	40	0

RECEIVING	NO.	YDS	TD	LG
THURMAN, Andrae	8	67	1	23
MCDANIEL, Ryan	6	56	0	16
JONES, Anthony	5	114	3	40
ROSS, Derrick	1	11	1	11
BRACKINS, Larry	1	3	1	3
Totals...	21	251	6	40

ALL RETURNS	MFG			KICKOFFS			INTERCEPT		
	NO	YDS	LG	NO	YDS	LG	NO	YDS	LG
STEVENSON, LaRico	0	0	0	3	19	9	0	0	0
ROMAIN, James	0	0	0	0	0	0	1	50	50
KIZER, Rayshaun	0	0	0	0	0	0	1	0	0
Totals...	0	0	0	3	19	9	2	50	50

ALL PURPOSE	RUSH	RCV	KR	FGR	IR	TOTAL
JONES, Anthony	0	114	0	0	0	114
THURMAN, Andrae	0	67	0	0	0	67
MCDANIEL, Ryan	0	56	0	0	0	56
ROMAIN, James	0	0	0	0	50	50
ROSS, Derrick	23	11	0	0	0	34
STEVENSON, LaRico	0	0	19	0	0	19
BRACKINS, Larry	0	3	0	0	0	3
RAUDABAUGH, Dan	-2	0	0	0	0	-2
Totals...	21	251	19	0	50	341

KICKOFFS	NO.	YDS	TB	OB	AVG.
MARTINEZ, Carlos	9	499	2	0	55.4



## 2013 GAME RECAPS



73

**WEEK 10**  
Saturday, May 25, 2013 - Tampa Bay, FL  
Tampa Bay Times Forum - 11,804

55



The Philadelphia Soul (5-4) got a strong second-half defensive effort and a sharp performance from Dan Raudabaugh on their way to a convincing 73-55 victory over the Tampa Bay Storm (6-4) in front of 11,804 fans at the Tampa Bay Times Forum on Saturday night. The Soul took the opening drive on three plays and capped it with a Ross 6-yard rushing touchdown for a 7-0 lead to start the game. Tampa Bay answered with a 29-yard touchdown pass from McPherson to Greg Ellingson, but a missed extra point kept the Soul in the lead 7-6. The Soul ended the first quarter scoring when Raudabaugh found McDaniel on a 16-yard touchdown and a 14-6 lead. A great defensive stand, highlighted by back-to-back sacks from Calvin Fance and Bryan Robinson, forced a turnover on downs.

However, a bad snap on a field goal attempt gave the ball back to the Storm. McPherson took advantage by scoring on a 1-yard rush to bring the score to 14-13 in favor of the Soul. Two Ross touchdowns and three by Tampa Bay's Joe Hills helped bring the halftime score to 34-31 with the Storm leading at the half. After forcing another turnover on downs, the Soul got a 3-yard touchdown from Ross to start the third and take a 38-34 lead. Another defensive stand gave the Soul the ball back and they answered with a Raudabaugh to Thurman 14-yard touchdown and a 45-34 lead with 4:48 left in the third. McPherson countered with a 31-yard scoring strike to Ellingson to narrow it to 45-41, but Raudabaugh again led the offense with a quick one-play touchdown to Tiger Jones to extend the lead to 52-41 after three quarters. Carlos Martinez attempted and recovered an onside kick to start the fourth and the Soul responded by scoring on a 44-yard pass from Raudabaugh to McDaniel and a 59-41 advantage that the Soul didn't look back from. The Soul added touchdowns from McDaniel and Jones, while Hills and McPherson added a pair, but Philadelphia came out victorious, 73-55.

	1	2	3	4	F
PHI	14	17	21	21	73
TB	6	28	7	14	55

**Russell Athletic Offensive Player of the Game:**  
QB Dan Raudabaugh (PHI)

**Riddell Defensive Player of the Game:**  
DL Bryan Robinson (PHI)

**J Lewis Small AFL Playmaker:**  
FB Derrick Ross (PHI)

**Cutter's Catch of the Game:**  
WR Ryan McDaniel (PHI)

**Spalding Highlight of the Game:**  
K Carlos Martinez (PHI)

## 2013 GAME RECAPS

TEAM TOTALS	PHI	TBY
FIRST DOWNS	20	20
Rushing	4	5
Passing	16	12
Penalty	0	3
NET YARDS RUSHING	15	48
Rushing Attempts	9	11
Average Per Rush	1.7	4.4
Rushing Touchdowns	3	2
NET YARDS PASSING	292	232
Completions-Attempts-Int	20-23-0	19-35-0
Average Per Attempt	12.7	6.6
Average Per Completion	14.6	12.2
Passing Touchdowns	7	5
TOTAL OFFENSE YARDS	307	280
Total offense plays	33	50
Average Gain Per Play	9.3	5.6
Fumbles: Number-Lost	2-2	1-1
Penalties: Number-Yards	8-54	7-62
KICKOFFS-YARDS	9-495	6-316
Average Yards Per Kickoff	55.0	52.7
Net Yards Per Kickoff	32.0	42.2
Touchbacks	2	1
MFG Returns: Number-Yards-TD	0-0-0	0-0-0
Average Per Return	0.0	0.0
Kickoff returns: Number-Yds-TD	5-58-0	8-197-1
Average Per Return	11.6	24.6
Interceptions: Number-Yds-TD	0-0-0	0-0-0
Fumble Returns: Number-Yds-TD	0-0-0	1-0-0
Miscellaneous Yards	-4	0
Possession Time	23:58	36:02
1st Quarter	6:59	8:01
2nd Quarter	6:51	8:09
3rd Quarter	4:24	10:36
4th Quarter	5:44	9:16
Third-Down Conversions	0 of 2	4 of 9
Fourth-Down Conversions	1 of 1	2 of 5
Red-Zone Scores-Chances	10-11	4-5
Sacks By: Number-Yards	4-26	1-5
PAT Kicks	10-10	5-6
2-Point drop-kick PATs	0-0	0-0
Field Goals	1-1	0-0
4-Point drop kick FGs	0-0	0-0
Touchdowns (Rush-Pass-Return)	3-7-0	2-5-1



# 2013 GAME RECAPS

## SCORING SUMMARY

1st	13:06	PHI	ROSS, Derrick 6 yd run (MARTINEZ, Carlos kick) 3 plays, 37 yards, TOP 1:54	7 - 0
	10:31	TBY	ELLINGSON, Greg 29 yd pass from MCPHERSON, Adrian (BONGARRA, Juan kick failed) 4 plays, 44 yards, TOP 2:01	7 - 6
	07:32	PHI	MCDANIEL, Ryan 16 yd pass from RAUDABAUGH, Dan (MARTINEZ, Carlos kick) 3 plays, 41 yards, TOP 2:18	14 - 6
2nd	12:43	TBY	MCPHERSON, Adrian 1 yd run (BONGARRA, Juan kick) 4 plays, 36 yards, TOP 1:58	14 - 13
	07:31	PHI	ROSS, Derrick 1 yd run (MARTINEZ, Carlos kick) 7 plays, 47 yards, TOP 4:38	21 - 13
	01:54	TBY	HILLS, Joe 6 yd pass from MCPHERSON, Adrian (BONGARRA, Juan kick) 6 plays, 40 yards, TOP 5:02	21 - 20
	00:55	PHI	ROSS, Derrick 7 yd pass from RAUDABAUGH, Dan (MARTINEZ, Carlos kick) 1 play, 11 yards, TOP 0:20	28 - 20
	00:49	TBY	HILLS, Joe 15 yd kickoff return (BONGARRA, Juan kick)	28 - 27
	00:21	TBY	HILLS, Joe 6 yd pass from MCPHERSON, Adrian (BONGARRA, Juan kick) 3 plays, 3 yards, TOP 0:28	28 - 34
	00:00	PHI	MARTINEZ, Carlos 33 yd field goal 4 plays, 28 yards, TOP 0:21	31 - 34
3rd	10:28	PHI	ROSS, Derrick 3 yd run (MARTINEZ, Carlos kick) 3 plays, 13 yards, TOP 1:29	38 - 34
	04:48	PHI	THURMAN, Andrae 14 yd pass from RAUDABAUGH, Dan (MARTINEZ, Carlos kick) 2 plays, 34 yards, TOP 0:46	45 - 34
	02:09	TBY	ELLINGSON, Greg 31 yd pass from MCPHERSON, Adrian (BONGARRA, Juan kick) 3 plays, 45 yards, TOP 1:41	45 - 41
	01:03	PHI	JONES, Anthony 10 yd pass from RAUDABAUGH, Dan (MARTINEZ, Carlos kick) 1 play, 10 yards, TOP 0:24	52 - 41
4th	14:54	PHI	MCDANIEL, Ryan 44 yd pass from RAUDABAUGH, Dan (MARTINEZ, Carlos kick) 1 play, 39 yards, TOP 0:27	59 - 41
	12:36	TBY	HILLS, Joe 39 yd pass from MCPHERSON, Adrian (MCPHERSON, Adrian pass failed) 3 plays, 46 yards, TOP 1:34	59 - 47
	09:24	PHI	MCDANIEL, Ryan 14 yd pass from RAUDABAUGH, Dan (MARTINEZ, Carlos kick) 3 plays, 32 yards, TOP 2:16	66 - 47
	02:26	TBY	MCPHERSON, Adrian 3 yd run (LINDSEY, Michae pass from MCPHERSON, Adri) 9 plays, 32 yards, TOP 6:14	66 - 55
	00:53	PHI	JONES, Anthony 13 yd pass from RAUDABAUGH, Dan (MARTINEZ, Carlos kick) 2 plays, 4 yards, TOP 0:48	73 - 55

# 2013 GAME RECAPS

RUSHING	NO.	GAIN	LOSS	NET	TD	LG	AVG.
ROSS, Derrick	9	25	10	15	3	7	1.7
Totals...	9	25	10	15	3	7	1.7

PASSING	CMP-ATT-INT	YDS	TD	LONG	SACK
RAUDABAUGH, Dan	20-23-0	297	7	44	1
TEAM	0-0-0	-5	0	0	0
Totals...	20-23-0	292	7	44	1

RECEIVING	NO.	YDS	TD	LG
JONES, Anthony	8	122	2	23
MCDANIEL, Ryan	7	108	3	44
THURMAN, Andrae	4	60	1	25
ROSS, Derrick	1	7	1	7
Totals...	20	297	7	44

ALL RETURNS	MFG			KICKOFFS			INTERCEPT		
	NO	YDS	LG	NO	YDS	LG	NO	YDS	LG
STEVENSON, LaRico	0	0	0	4	44	17	0	0	0
ROMAIN, James	0	0	0	1	14	14	0	0	0
Totals...	0	0	0	5	58	17	0	0	0

ALL PURPOSE	RUSH	RCV	KR	FGR	IR	TOTAL
JONES, Anthony	0	122	0	0	0	122
MCDANIEL, Ryan	0	108	0	0	0	108
THURMAN, Andrae	0	60	0	0	0	60
STEVENSON, LaRico	0	0	44	0	0	44
ROSS, Derrick	15	7	0	0	0	22
ROMAIN, James	0	0	14	0	0	14
Totals...	15	297	58	0	0	370

FIELD GOAL ATTEMPTS						
MARTINEZ, Carlos	2nd		00:00		33 yards	Good

KICKOFFS	NO.	YDS	TB	OB	AVG.
MARTINEZ, Carlos	9	495	2	1	55.0



## 2013 GAME RECAPS



64

WEEK 11  
Saturday, June 1, 2013 - Philadelphia, PA  
Wells Fargo Center - 7,027

57



The Philadelphia Soul lost in the closing seconds of the game against the Arizona Rattlers, 64-57, in front of 7,027 fans at the Wells Fargo Center. The Soul (5-5) surrounded a 15-point lead in the fourth quarter to Arizona (10-1) after a dominating defensive performance. Both teams opened the second quarter with touchdown passes, as Arizona WR Tyson Poots scored on a 9-yard catch and Jones on a 45-yard catch. The Soul brought their deficit to one after an interception returned for a touchdown by LB Joe Goosby. After another Poots score, DL Bryan Robinson earned the AFL Highlight of the Game when he blocked the extra point and returned it for two points, putting the OSul down five. The Soul took the lead on an 18-yard catch by WR Ryan McDaniel. The first half ended with the Soul in the lead, 29-27. Both teams scored two touchdowns in the third quarter, with the Soul finishing the quarter in the lead 43-42. Philadelphia scored on a 45-yard interception return for a touchdown by DB Rayshaun Kizer and a 30-yard touchdown catch by Jones. Arizona scored on a 2-yard run by Armstrong, who also ran in the two-point conversion, and a 14-yard touchdown catch by WR Kerry Reed. The Soul extended their lead in the fourth with two unanswered touchdowns, scoring on a 15-yard touchdown by McDaniel and a 32-yard touchdown by Jones. The Rattlers pulled within seven after a 4-yard touchdown pass to Windsor and converting for two. With less than a minute remaining, Arizona tied up the game on a 1-yard run by Armstrong. After a late interception in the end zone by Arizona, the Rattlers drove down the field and scored on a 1-yard run by QB Nick Davila to win the game with a final score of 64-57.

	1	2	3	4	F
ARI	14	13	15	22	64
PHI	7	22	14	14	57

**Russell Athletic Offensive Player of the Game:**  
WR Tiger Jones (PHI)

**Riddell Defensive Player of the Game:**  
DB Rayshaun Kizer (PHI)

**J Lewis Small AFL Playmaker:**  
FB Odie Armstrong (ARI)

**Cutter's Catch of the Game:**  
WR Rod Windsor (ARI)

**Spalding Highlight of the Game:**  
DL Bryan Robinson (PHI)

## 2013 GAME RECAPS

TEAM TOTALS	ARI	PHI
FIRST DOWNS	23	15
Rushing	0	0
Passing	16	14
Penalty	7	1
NET YARDS RUSHING	8	10
Rushing Attempts	11	4
Average Per Rush	0.7	2.5
Rushing Touchdowns	4	0
NET YARDS PASSING	362	308
Completions-Attempts-Int	28-48-3	20-33-2
Average Per Attempt	7.5	9.3
Average Per Completion	12.9	15.4
Passing Touchdowns	5	6
TOTAL OFFENSE YARDS	370	318
Total offense plays	59	37
Average Gain Per Play	6.3	8.6
Fumbles: Number-Lost	0-0	1-1
Penalties: Number-Yards	5-33	11-73
KICKOFFS-YARDS	8-438	9-508
Average Yards Per Kickoff	54.8	56.4
Net Yards Per Kickoff	44.8	40.3
Touchbacks	2	1
MFG Returns: Number-Yards-TD	0-0-0	0-0-0
Average Per Return	0.0	0.0
Kickoff returns: Number-Yds-TD	8-140-0	7-70-0
Average Per Return	17.5	10.0
Interceptions: Number-Yds-TD	2-1-0	3-66-2
Fumble Returns: Number-Yds-TD	0-0-0	0-0-0
Miscellaneous Yards	0	0
Possession Time	33:21	24:13
1st Quarter	4:13	10:47
2nd Quarter	9:03	5:57
3rd Quarter	8:12	4:22
4th Quarter	11:53	3:07
Third-Down Conversions	4 of 7	2 of 5
Fourth-Down Conversions	1 of 2	0 of 2
Red-Zone Scores-Chances	8-11	3-6
Sacks By: Number-Yards	0-0	1-5
PAT Kicks	6-7	7-8
2-Point drop-kick PATs	0-0	1-1
Field Goals	0-1	0-0
4-Point drop kick FGs	0-0	0-0
Touchdowns (Rush-Pass-Return)	4-5-0	0-6-2



# 2013 GAME RECAPS

## SCORING SUMMARY

1st	06:58	ARI	WINDSOR, Rod 26 yd pass from DAVILA, Nick (LINDHOLM, Garrett kick)	
			4 plays, 41 yards, TOP 1:53	7 - 0
	04:58	ARI	ARMSTRONG, Odie 2 yd run (LINDHOLM, Garrett kick)	
			2 plays, 13 yards, TOP 0:36	14 - 0
	01:44	PHI	JONES, Anthony 7 yd pass from RAUDABAUGH, Dan (MARTINEZ, Carlos kick)	
			4 plays, 30 yards, TOP 2:32	14 - 7
2nd	10:57	ARI	POOTS, Tysson 9 yd pass from DAVILA, Nick (LINDHOLM, Garrett kick)	
			7 plays, 40 yards, TOP 5:10	21 - 7
	09:45	PHI	JONES, Anthony 45 yd pass from RAUDABAUGH, Dan (MARTINEZ, Carlos kick)	
			1 play, 45 yards, TOP 0:31	21 - 14
	08:17	PHI	GOOSBY, Joe 17 yd interception return (MARTINEZ, Carlos kick failed)	
				21 - 20
	05:25	ARI	POOTS, Tysson 11 yd pass from DAVILA, Nick (LINDHOLM, Garrett kick blockd)	
			4 plays, 33 yards, TOP 2:05	27 - 20
	05:25	PHI	ROBINSON, Bryan PAT return	
				27 - 22
	00:40	PHI	MCDANIEL, Ryan 18 yd pass from RAUDABAUGH, Dan (MARTINEZ, Carlos kick)	
			7 plays, 48 yards, TOP 3:58	27 - 29
3rd	12:34	PHI	KIZER, Rayshaun 45 yd interception return (MARTINEZ, Carlos kick)	
				27 - 36
	10:07	ARI	ARMSTRONG, Odie 2 yd run (ARMSTRONG, Odie rush)	
			3 plays, 45 yards, TOP 1:43	35 - 36
	06:02	ARI	REED, Kerry 14 yd pass from DAVILA, Nick (LINDHOLM, Garrett kick)	
			2 plays, 14 yards, TOP 0:52	42 - 36
	04:53	PHI	JONES, Anthony 30 yd pass from RAUDABAUGH, Dan (MARTINEZ, Carlos kick)	
			1 play, 30 yards, TOP 0:33	42 - 43
4th	13:08	PHI	MCDANIEL, Ryan 15 yd pass from RAUDABAUGH, Dan (MARTINEZ, Carlos kick)	
			3 plays, 39 yards, TOP 1:39	42 - 50
	08:40	PHI	JONES, Anthony 32 yd pass from RAUDABAUGH, Dan (MARTINEZ, Carlos kick)	
			2 plays, 44 yards, TOP 1:03	42 - 57
	03:56	ARI	WINDSOR, Rod 4 yd pass from DAVILA, Nick (WINDSOR, Rod pass from DAVILA, Nick)	
			7 plays, 44 yards, TOP 3:46	50 - 57
	00:49	ARI	ARMSTRONG, Odie 1 yd run (LINDHOLM, Garrett kick)	
			5 plays, 43 yards, TOP 2:16	57 - 57
	00:12	ARI	DAVILA, Nick 1 yd run (LINDHOLM, Garrett kick)	
			5 plays, 45 yards, TOP 0:24	64 - 57

# 2013 GAME RECAPS

RUSHING	NO.	GAIN	LOSS	NET	TD	LG	AVG.
ROSS, Derrick	4	12	2	10	0	8	2.5
Totals...	4	12	2	10	0	8	2.5

PASSING	CMP-ATT-INT	YDS	TD	LONG	SACK
RAUDABAUGH, Dan	20-33-2	308	6	45	0
Totals...	20-33-2	308	6	45	0

RECEIVING	NO.	YDS	TD	LG
JONES, Anthony	8	171	4	45
THURMAN, Andrae	7	70	0	16
MCDANIEL, Ryan	5	67	2	18
Totals...	20	308	6	45

ALL RETURNS	MFG			KICKOFFS			INTERCEPT		
	NO	YDS	LG	NO	YDS	LG	NO	YDS	LG
KIZER, Rayshaun	0	0	0	0	0	0	1	45	45
ROBINSON, Alvan	0	0	0	4	49	16	0	0	0
GOOSBY, Joe	0	0	0	0	0	0	1	17	17
STEVENSON, LaRico	0	0	0	1	0	0	1	4	4
ROMAIN, James	0	0	0	1	21	21	0	0	0
TEAM	0	0	0	1	0	0	0	0	0
Totals...	0	0	0	7	70	21	3	66	45

ALL PURPOSE	RUSH	RCV	KR	FGR	IR	TOTAL
JONES, Anthony	0	171	0	0	0	171
THURMAN, Andrae	0	70	0	0	0	70
MCDANIEL, Ryan	0	67	0	0	0	67
ROBINSON, Alvan	0	0	49	0	0	49
KIZER, Rayshaun	0	0	0	0	45	45
ROMAIN, James	0	0	21	0	0	21
GOOSBY, Joe	0	0	0	0	17	17
ROSS, Derrick	10	0	0	0	0	10
STEVENSON, LaRico	0	0	0	0	4	4
Totals...	10	308	70	0	66	454

KICKOFFS	NO.	YDS	TB	OB	AVG.
MARTINEZ, Carlos	9	508	1	0	56.4



# 2013 GAME RECAPS



56

**WEEK 12**  
Saturday, June 8, 2013 - Philadelphia, PA  
Wells Fargo Center - 8,035

65



The Philadelphia Soul rallied in the second half to win against the New Orleans VooDoo, 65-56, in front of 8,035 fans at the Wells Fargo Center. The Soul (6-5) erased a 14-point deficit in the second half to pull out the win in the final seconds against the VooDoo (2-9). The VooDoo outscored the Soul in the first quarter, scoring in the air on a 39-yard touchdown catch by WR Donovan Morgan and a 13-yard touchdown catch by WR Courtney Smith. The Soul scored on a 1-yard touchdown run by FB Derrick Ross, and trailed New Orleans, 14-7, at the end of the quarter. The second quarter was a high-scoring quarter, as both teams scored four touchdowns. New Orleans scored on a 1-yard run by QB Kurt Rocco, a 23-yard catch by WR LJ Castille, a 28-yard catch for

	1	2	3	4	F
NO	14	28	7	7	56
PHI	7	28	13	17	65

**Russell Athletic Offensive Player of the Game:**  
WR Tiger Jones (PHI)

**Riddell Defensive Player of the Game:**  
LB Brandon Perkins (PHI)

**J Lewis Small AFL Playmaker:**  
FB Derrick Ross (PHI)

**Cutter's Catch of the Game:**  
WR Courtney Smith (NO)

**Spalding Highlight of the Game:**  
FB Derrick Ross (PHI)

Morgan's second touchdown on the night, and a 4-yard catch for Smith's second touchdown on the night that earned Cutter's Catch of the Game. Philadelphia scored on a 35-yard catch by WR Tiger Jones, a 7-yard run by Ross for his second score on the night that earned Spalding Highlight of the Game, and WR Ryan McDaniel scored twice on a 4-yard catch and a 3-yard catch in the final seconds of the first half. The second quarter ended with New Orleans in the lead, 42-35. Both teams opened up the second half with touchdowns, as New Orleans scored on a 4-yard catch by Smith and Philadelphia scored on a 3-yard run by Ross. The Soul defense was able to score on a turnover, when LB Brandon Perkins returned a fumble 35 yards for a touchdown. The Soul failed to convert on the extra point. The third quarter ended with the Soul trailing, 49-48. The VooDoo extended their lead in the fourth, scoring on a 28-yard catch by Castille. The Soul were able to bring the deficit to one, after scoring on a 9-yard catch by OL Jason Jones. The Soul forced another turnover to get the ball back on a fumble recovery by LB Joe Goosby. With :05 left in the fourth quarter, the Soul scored on a 1-yard run by Ross, and converted for two points to put the Soul up seven. The Philadelphia defense stopped New Orleans while getting a safety, ending the game with Philadelphia winning, 65-56.

# 2013 GAME RECAPS

TEAM TOTALS	NOV	PHI
FIRST DOWNS	13	20
Rushing	1	2
Passing	11	16
Penalty	1	2
NET YARDS RUSHING	4	41
Rushing Attempts	6	13
Average Per Rush	0.7	3.2
Rushing Touchdowns	1	4
NET YARDS PASSING	301	317
Completions-Attempts-Int	16-30-0	30-42-0
Average Per Attempt	10.0	7.5
Average Per Completion	18.8	10.6
Passing Touchdowns	7	4
TOTAL OFFENSE YARDS	305	358
Total offense plays	36	55
Average Gain Per Play	8.5	6.5
Fumbles: Number-Lost	3-2	1-1
Penalties: Number-Yards	11-71	5-39
KICKOFFS-YARDS	9-487	7-389
Average Yards Per Kickoff	54.1	55.6
Net Yards Per Kickoff	42.2	42.6
Touchbacks	0	1
MFG Returns: Number-Yards-TD	0-0-0	0-0-0
Average Per Return	0.0	0.0
Kickoff returns: Number-Yds-TD	6-86-0	9-107-0
Average Per Return	14.3	11.9
Interceptions: Number-Yds-TD	0-0-0	0-0-0
Fumble Returns: Number-Yds-TD	0-0-0	1-35-1
Miscellaneous Yards	0	0
Possession Time	25:47	34:13
1st Quarter	4:19	10:41
2nd Quarter	5:56	9:04
3rd Quarter	11:49	3:11
4th Quarter	3:43	11:17
Third-Down Conversions	5 of 7	2 of 6
Fourth-Down Conversions	1 of 2	3 of 4
Red-Zone Scores-Chances	5-7	7-8
Sacks By: Number-Yards	0-0	1-5
PAT Kicks	8-8	7-7
2-Point drop-kick PATs	0-0	0-0
Field Goals	0-0	0-0
4-Point drop kick FGs	0-0	0-0
Touchdowns (Rush-Pass-Return)	1-7-0	4-4-1



# 2013 GAME RECAPS

## SCORING SUMMARY

1st	09:29	NOV	MORGAN, Donovan 39 yd pass from ROCCO, Kurt (CISMESIA, Gary kick)	
			1 play, 44 yards, TOP 0:37	7 - 0
	04:18	PHI	ROSS, Derrick 1 yd run (MARTINEZ, Carlos kick)	
			7 plays, 26 yards, TOP 4:31	7 - 7
	00:36	NOV	SMITH, Courtney 13 yd pass from ROCCO, Kurt (CISMESIA, Gary kick)	
			4 plays, 49 yards, TOP 3:02	14 - 7
2nd	14:31	PHI	JONES, Anthony 35 yd pass from RAUDABAUGH, Dan (MARTINEZ, Carlos kick)	
			1 play, 35 yards, TOP 0:29	14 - 14
	12:27	NOV	ROCCO, Kurt 1 yd run (CISMESIA, Gary kick)	
			2 plays, 40 yards, TOP 1:17	21 - 14
	08:22	PHI	ROSS, Derrick 7 yd run (MARTINEZ, Carlos kick)	
			5 plays, 48 yards, TOP 3:15	21 - 21
	05:12	NOV	CASTILLE, L.J. 23 yd pass from ROCCO, Kurt (CISMESIA, Gary kick)	
			4 plays, 23 yards, TOP 2:27	28 - 21
	02:54	NOV	MORGAN, Donovan 28 yd pass from ROCCO, Kurt (CISMESIA, Gary kick)	
			1 play, 28 yards, TOP 0:21	35 - 21
	00:48	PHI	MCDANIEL, Ryan 4 yd pass from RAUDABAUGH, Dan (MARTINEZ, Carlos kick)	
			4 plays, 42 yards, TOP 1:22	35 - 28
	00:27	NOV	SMITH, Courtney 4 yd pass from ROCCO, Kurt (CISMESIA, Gary kick)	
			3 plays, 9 yards, TOP 0:21	42 - 28
	00:00	PHI	MCDANIEL, Ryan 3 yd pass from RAUDABAUGH, Dan (MARTINEZ, Carlos kick)	
			5 plays, 40 yards, TOP 0:27	42 - 35
3rd	12:40	NOV	SMITH, Courtney 3 yd pass from ROCCO, Kurt (CISMESIA, Gary kick)	
			4 plays, 45 yards, TOP 2:20	49 - 35
	09:29	PHI	ROSS, Derrick 3 yd run (MARTINEZ, Carlos kick)	
			4 plays, 35 yards, TOP 2:32	49 - 42
	04:31	PHI	PERKINS, Brandon 35 yd fumble recovery (ALMOND, Dustin pass failed)	
				49 - 48
4th	13:47	NOV	CASTILLE, L.J. 28 yd pass from ROCCO, Kurt (CISMESIA, Gary kick)	
			7 plays, 47 yards, TOP 4:51	56 - 48
	06:56	PHI	JONES, Jason 9 yd pass from RAUDABAUGH, Dan (MARTINEZ, Carlos kick)	
			9 plays, 48 yards, TOP 6:07	56 - 55
	00:05	PHI	ROSS, Derrick 1 yd run (JONES, Anthony pass from RAUDABAUGH, Dan)	
			11 plays, 37 yards, TOP 4:26	56 - 63
	00:00	PHI	MCDANIEL, Ryan safety	
				56 - 65

# 2013 GAME RECAPS

RUSHING	NO.	GAIN	LOSS	NET	TD	LG	AVG.
ROSS, Derrick	10	37	0	37	4	13	3.7
MCDANIEL, Ryan	1	4	0	4	0	4	4.0
RAUDABAUGH, Dan	2	0	0	0	0	0	0.0
Totals...	13	41	0	41	4	13	3.2

PASSING	CMP-ATT-INT	YDS	TD	LONG	SACK
RAUDABAUGH, Dan	30-42-0	317	4	35	0
Totals...	30-42-0	317	4	35	0

RECEIVING	NO.	YDS	TD	LG
JONES, Anthony	12	175	1	35
THURMAN, Andrae	8	67	0	17
MCDANIEL, Ryan	7	57	2	20
JONES, Jason	2	18	1	9
ROSS, Derrick	1	0	0	0
Totals...	30	317	4	35

ALL RETURNS	MFG			KICKOFFS			INTERCEPT		
	NO	YDS	LG	NO	YDS	LG	NO	YDS	LG
THURMAN, Andrae	0	0	0	1	3	3	0	0	0
STEVENSON, LaRico	0	0	0	4	44	17	0	0	0
ROMAIN, James	0	0	0	4	60	27	0	0	0
Totals...	0	0	0	9	107	27	0	0	0

ALL PURPOSE	RUSH	RCV	KR	FGR	IR	TOTAL
JONES, Anthony	0	175	0	0	0	175
THURMAN, Andrae	0	67	3	0	0	70
MCDANIEL, Ryan	4	57	0	0	0	61
ROMAIN, James	0	0	60	0	0	60
STEVENSON, LaRico	0	0	44	0	0	44
ROSS, Derrick	37	0	0	0	0	37
JONES, Jason	0	18	0	0	0	18
Totals...	41	317	107	0	0	465

KICKOFFS	NO.	YDS	TB	OB	AVG.
MARTINEZ, Carlos	7	389	1	0	55.6



# 2013 GAME RECAPS



59

WEEK 13

Saturday, June 15, 2013 - Pittsburgh, PA  
Consol Energy Center - 6,059

21



The Philadelphia Soul (7-5) jumped out to a 28-0 lead and never looked back as they rolled to a convincing 59-21 victory over the Pittsburgh Power (3-9) in front of 6,059 fans at the Consol Energy Center on Saturday night. The 21 points allowed ties a Soul franchise record for fewest points surrendered in a game (July 8, 2011 against Cleveland Gladiators, 49-21) and take a commanding four-game lead in the East Division. The Soul defense came out in the first drive of the game and stopped the Pittsburgh offense and caused a turnover on downs. The Soul started their first drive of the game on the Pittsburgh 9-yard line and it took three plays before Ross ran the ball into the end zone to take a 7-0 lead. Both teams fumbled before Romain grabbed an interception. Raudabaugh connected with Ross for his second touchdown of the night giving the Soul a 14-0 lead. Cassidy threw a long ball into the end zone which was picked off by David Richardson and the Soul took over at their own 19-yard line. Philadelphia and Ross hurdled into the end zone for the third time making it 21-0. Pittsburgh got the ball at the 1-yard line and carried the drive into the end of the first quarter. Philadelphia started the second quarter with the ball and took it up the field in a drive that saw Ross break the league rushing record. The drive resulted in a touchdown by McDaniel which made the score 28-0 in favor of Philadelphia. Pittsburgh quarterback Shane Austin took the field and it didn't take long for him to find Julian Talley for the Power's first points of the game bringing the score to 28-7. With under a minute left in the half, the Soul regained possession. In the final seconds, Philadelphia's Martinez took the field to punch in a 27-yard field goal making the score 31-7 at the half. Philadelphia started the second half with the ball and Raudabaugh connected McDaniel 45-yard touchdown to improve the lead to 38-7. The Power answered with a 20-yard touchdown of their own when Austin hit Talley making the score 38-14. Jones recorded his first points of the night on a 7-yard reception and brought the score to 46-14. Soul defensive back recorded an interception soon after. Andre Thurman scored two plays later making it 52-14. The Soul defense caused another turnover and made it count as Raudabaugh found Tiger Jones in the end zone adding to their lead 59-14. Pittsburgh came up with a touchdown of their own by Mike Washington making it 59-21, which ended up being the final score of the contest.

	1	2	3	4	F
PHI	21	10	28	0	59
PIT	0	7	14	0	21

- Russell Athletic Offensive Player of the Game:**  
FB Derrick Ross (PHI)
- Riddell Defensive Player of the Game:**  
DB Rayshaun Kizer (PHI)
- J Lewis Small AFL Playmaker:**  
FB Derrick Ross (PHI)
- Cutter's Catch of the Game:**  
WR Tiger Jones (PHI)
- Spalding Highlight of the Game:**  
FB Derrick Ross (PHI)

# 2013 GAME RECAPS

TEAM TOTALS	PHI	PIT
FIRST DOWNS	21	12
Rushing	5	0
Passing	13	10
Penalty	3	2
NET YARDS RUSHING	65	0
Rushing Attempts	12	0
Average Per Rush	5.4	0.0
Rushing Touchdowns	1	0
NET YARDS PASSING	244	274
Completions-Attempts-Int	23-39-1	20-38-4
Average Per Attempt	6.3	7.2
Average Per Completion	10.6	13.7
Passing Touchdowns	7	3
TOTAL OFFENSE YARDS	309	274
Total offense plays	52	39
Average Gain Per Play	5.9	7.0
Fumbles: Number-Lost	4-3	4-3
Penalties: Number-Yards	10-71	10-65
KICKOFFS-YARDS	9-475	4-188
Average Yards Per Kickoff	52.8	47.0
Net Yards Per Kickoff	45.4	39.5
Touchbacks	2	1
MFG Returns: Number-Yards-TD	0-0-0	1-20-0
Average Per Return	0.0	20.0
Kickoff returns: Number-Yds-TD	3-25-0	6-56-0
Average Per Return	8.3	9.3
Interceptions: Number-Yds-TD	4-55-0	1-11-0
Fumble Returns: Number-Yds-TD	0-0-0	1-12-0
Miscellaneous Yards	-2	13
Possession Time	35:31	24:29
1st Quarter	7:19	7:41
2nd Quarter	9:56	5:04
3rd Quarter	9:28	5:32
4th Quarter	8:48	6:12
Third-Down Conversions	4 of 9	1 of 6
Fourth-Down Conversions	3 of 4	0 of 4
Red-Zone Scores-Chances	4-6	0-1
Sacks By: Number-Yards	1-7	1-7
PAT Kicks	8-8	3-3
2-Point drop-kick PATs	0-0	0-0
Field Goals	1-2	0-1
4-Point drop kick FGs	0-0	0-0
Touchdowns (Rush-Pass-Return)	1-7-0	0-3-0





# 2013 GAME RECAPS

## SCORING SUMMARY

1st	10:35	PHI	ROSS, Derrick 2 yd run (MARTINEZ, Carlos kick)	
			2 plays, 9 yards, TOP 2:18	7 - 0
	07:22	PHI	ROSS, Derrick 11 yd pass from RAUDABAUGH, Dan (MARTINEZ, Carlos kick)	
			1 play, 11 yards, TOP 0:19	14 - 0
	02:37	PHI	ROSS, Derrick 14 yd pass from RAUDABAUGH, Dan (MARTINEZ, Carlos kick)	
			4 plays, 31 yards, TOP 2:25	21 - 0
2nd	11:38	PHI	MCDANIEL, Ryan 11 yd pass from RAUDABAUGH, Dan (MARTINEZ, Carlos kick)	
			4 plays, 30 yards, TOP 3:14	28 - 0
	02:07	PIT	TALLEY, Julian 30 yd pass from AUSTIN, Shane (RAUCH, Julian kick)	
			2 plays, 23 yards, TOP 1:18	28 - 7
	00:00	PHI	MARTINEZ, Carlos 25 yd field goal	
			7 plays, 35 yards, TOP 1:25	31 - 7
3rd	14:18	PHI	MCDANIEL, Ryan 45 yd pass from RAUDABAUGH, Dan (MARTINEZ, Carlos kick)	
			1 play, 45 yards, TOP 0:29	38 - 7
	11:54	PIT	TALLEY, Julian 20 yd pass from AUSTIN, Shane (RAUCH, Julian kick)	
			3 plays, 45 yards, TOP 1:35	38 - 14
	09:50	PHI	JONES, Anthony 7 yd pass from RAUDABAUGH, Dan (MARTINEZ, Carlos kick)	
			3 plays, 43 yards, TOP 1:26	45 - 14
	07:45	PHI	THURMAN, Andrae 5 yd pass from RAUDABAUGH, Dan (MARTINEZ, Carlos kick)	
			2 plays, 9 yards, TOP 1:52	52 - 14
	04:00	PHI	JONES, Anthony 7 yd pass from RAUDABAUGH, Dan (MARTINEZ, Carlos kick)	
			4 plays, 11 yards, TOP 2:53	59 - 14
	02:26	PIT	WASHINGTON, Mike 40 yd pass from AUSTIN, Shane (RAUCH, Julian kick)	
			1 play, 40 yards, TOP 0:52	59 - 21

# 2013 GAME RECAPS

RUSHING	NO.	GAIN	LOSS	NET	TD	LG	AVG.
ROSS, Derrick	12	55	1	54	1	10	4.5
JONES, Jason	0	11	0	11	0	0	0.0
Totals...	12	66	1	65	1	10	5.4

PASSING	CMP-ATT-INT	YDS	TD	LONG	SACK
RAUDABAUGH, Dan	18-27-0	211	7	45	1
ALMOND, Dustin	5-12-1	40	0	16	0
TEAM	0-0-0	-7	0	0	0
Totals...	23-39-1	244	7	45	1

RECEIVING	NO.	YDS	TD	LG
JONES, Anthony	9	118	2	22
THURMAN, Andrae	7	57	1	16
MCDANIEL, Ryan	3	60	2	45
ROSS, Derrick	3	12	2	14
JONES, Jason	1	4	0	4
Totals...	23	251	7	45

ALL RETURNS	MFG			KICKOFFS			INTERCEPT		
	NO	YDS	LG	NO	YDS	LG	NO	YDS	LG
MCDANIEL, Ryan	0	0	0	1	0	0	0	0	0
RICHARDSON, David	0	0	0	0	0	0	1	19	19
ROMAIN, James	0	0	0	0	0	0	1	12	12
SAMMONS, Emery	0	0	0	2	25	14	0	0	0
KIZER, Rayshaun	0	0	0	0	0	0	2	24	16
Totals...	0	0	0	3	25	14	4	55	19

ALL PURPOSE	RUSH	RCV	KR	FGR	IR	TOTAL
JONES, Anthony	0	118	0	0	0	118
ROSS, Derrick	54	12	0	0	0	66
MCDANIEL, Ryan	0	60	0	0	0	60
THURMAN, Andrae	0	57	0	0	0	57
SAMMONS, Emery	0	0	25	0	0	25
KIZER, Rayshaun	0	0	0	0	24	24
RICHARDSON, David	0	0	0	0	19	19
JONES, Jason	11	4	0	0	0	15
ROMAIN, James	0	0	0	0	12	12
Totals...	65	251	25	0	55	396

## FIELD GOAL ATTEMPTS

MARTINEZ, Carlos	2nd	00:00	25 yards	Good
MARTINEZ, Carlos	4th	00:49	43 yards	Returned

KICKOFFS	NO.	YDS	TB	OB	AVG.
MARTINEZ, Carlos	9	475	2	0	52.8



# 2013 GAME RECAPS



30

**WEEK 14**  
Saturday, June 22, 2013 - Philadelphia, PA  
Wells Fargo Center - 8,048

54



The Philadelphia Soul extended their win streak to three games after defeating the Iowa Barnstormers, 54-30, in front of 8,048 fans at the Wells Fargo Center. The Soul (8-5) took control of the lead early in the first quarter and never looked back in their routing of the Barnstormers (6-8). The Soul forced a turnover on the opening drive of the game with an interception by Larry Brackins. The turnover led to a touchdown on the next play and the Cutters Catch of the Game, with a 23-yard touchdown catch by WR Tiger Jones. After stopping the Iowa offense on the ensuing drive, Jones scored again on a 7-yard catch to close out the first quarter, 14-0. The Barnstormers put their first points on the board on a 13-yard touchdown catch by WR Jesse Schmidt. After the score, Iowa tried for the two-point conversion and failed. Philadelphia added to their lead, scoring on a 3-yard rush by WR Ryan McDaniel. After another interception by Brackins, FB Derrick Ross punched it in on a 3-yard run, keeping the Soul in the lead, 27-6. The Soul opened up the third quarter with a 6-yard touchdown run by Ross for his second of the night. On Iowa QB Brian Reader's first drive of the night, he marched them downfield to score on a 5-yard pass to Schmidt. The Soul capped the scoring in the third quarter with a 6-yard catch by McDaniel, extending the Soul lead to 41-14. The Barnstormers scored on their opening drive in the fourth quarter on a 4-yard run by Reader. After recovering a fumble, Iowa then cut the deficit to 11 on a 9-yard catch by WR Marco Thomas. Philadelphia answered back to extend on another McDaniel score on a 23-yard catch. With Iowa driving, DL Calvin Fance recovered a fumble and ran it in for an 18-yard touchdown return, earning him AFL Highlight of the Game. The game ended with Philadelphia winning, 54-30.

	1	2	3	4	F
IOW	0	6	8	16	30
PHI	14	13	14	13	54

- Russell Athletic Offensive Player of the Game:**  
WR Ryan McDaniel (PHI)
- Riddell Defensive Player of the Game:**  
WR/LB Larry Brackins (PHI)
- J Lewis Small AFL Playmaker:**  
WR Larry Brackins (PHI)
- Cutter's Catch of the Game:**  
WR Tiger Jones (PHI)
- Spalding Highlight of the Game:**  
DL Calvin Fance (PHI)

# 2013 GAME RECAPS

TEAM TOTALS	IOW	PHI
FIRST DOWNS	21	14
Rushing	0	5
Passing	15	5
Penalty	6	4
NET YARDS RUSHING	-11	50
Rushing Attempts	5	12
Average Per Rush	-2.2	4.2
Rushing Touchdowns	1	3
NET YARDS PASSING	269	142
Completions-Attempts-Int	28-47-3	12-15-0
Average Per Attempt	5.7	9.5
Average Per Completion	9.6	11.8
Passing Touchdowns	3	4
TOTAL OFFENSE YARDS	258	192
Total offense plays	52	27
Average Gain Per Play	5.0	7.1
Fumbles: Number-Lost	1-1	2-1
Penalties: Number-Yards	16-91	6-45
KICKOFFS-YARDS	5-202	9-512
Average Yards Per Kickoff	40.4	56.9
Net Yards Per Kickoff	30.8	41.7
Touchbacks	0	4
MFG Returns: Number-Yards-TD	0-0-0	0-0-0
Average Per Return	0.0	0.0
Kickoff returns: Number-Yds-TD	5-117-0	5-48-0
Average Per Return	23.4	9.6
Interceptions: Number-Yds-TD	0-0-0	3-33-0
Fumble Returns: Number-Yds-TD	1-6-0	1-18-1
Miscellaneous Yards	0	0
Possession Time	39:26	20:34
1st Quarter	13:49	1:11
2nd Quarter	9:04	5:56
3rd Quarter	7:51	7:09
4th Quarter	8:42	6:18
Third-Down Conversions	4 of 8	2 of 2
Fourth-Down Conversions	0 of 1	0 of 0
Red-Zone Scores-Chances	4-8	5-6
Sacks By: Number-Yards	0-0	2-14
PAT Kicks	0-0	6-8
2-Point drop-kick PATs	0-0	0-0
Field Goals	0-0	0-0
4-Point drop kick FGs	0-0	0-0
Touchdowns (Rush-Pass-Return)	1-3-0	3-4-1



## 2013 GAME RECAPS

## SCORING SUMMARY

1st	09:29	PHI	JONES, Anthony 23 yd pass from RAUDABAUGH, Dan (MARTINEZ, Carlos kick)	
			1 play, 23 yards, TOP 0:18	0 - 7
	00:49	PHI	JONES, Anthony 7 yd pass from RAUDABAUGH, Dan (MARTINEZ, Carlos kick)	
			2 plays, 39 yards, TOP 0:53	0 - 14
2nd	11:35	IOW	SCHMIDT, Jesse 13 yd pass from RATERINK, J.J. (RATERINK, J.J. pass failed)	
			6 plays, 45 yards, TOP 3:30	6 - 14
	08:14	PHI	MCDANIEL, Ryan 3 yd run (MARTINEZ, Carlos kick failed)	
			3 plays, 30 yards, TOP 2:26	6 - 20
	00:17	PHI	ROSS, Derrick 3 yd run (MARTINEZ, Carlos kick)	
			4 plays, 18 yards, TOP 2:35	6 - 27
3rd	12:22	PHI	ROSS, Derrick 6 yd run (MARTINEZ, Carlos kick)	
			4 plays, 35 yards, TOP 2:38	6 - 34
	08:37	IOW	SCHMIDT, Jesse 5 yd pass from READER, Brian (SCHMIDT, Jesse pass from READER, Brian)	
			3 plays, 19 yards, TOP 2:59	14 - 34
	04:06	PHI	MCDANIEL, Ryan 6 yd pass from RAUDABAUGH, Dan (MARTINEZ, Carlos kick)	
			6 plays, 27 yards, TOP 3:46	14 - 41
4th	14:31	IOW	READER, Brian 4 yd run (REYNOLDS, Darius pass from READER, Brian)	
			7 plays, 45 yards, TOP 3:50	22 - 41
	05:43	IOW	THOMAS, Marco 9 yd pass from READER, Brian (REYNOLDS, Darius pass from READER, Brian)	
			5 plays, 22 yards, TOP 3:36	30 - 41
	04:37	PHI	MCDANIEL, Ryan 23 yd pass from RAUDABAUGH, Dan (MARTINEZ, Carlos kick)	
			1 play, 33 yards, TOP 0:16	30 - 48
	00:11	PHI	FANCE, Calvin 18 yd fumble recovery (MARTINEZ, Carlos kick failed)	
				30 - 54

## 2013 GAME RECAPS

RUSHING	NO.	GAIN	LOSS	NET	TD	LG	AVG.
ROSS, Derrick	9	65	11	54	2	32	6.0
MCDANIEL, Ryan	2	9	0	9	1	6	4.5
RAUDABAUGH, Dan	1	0	13	-13	0	0	-13.0
Totals...	12	74	24	50	3	32	4.2

PASSING	CMP-ATT-INT	YDS	TD	LONG	SACK
RAUDABAUGH, Dan	12-15-0	142	4	23	0
Totals...	12-15-0	142	4	23	0

RECEIVING	NO.	YDS	TD	LG
MCDANIEL, Ryan	5	47	2	23
JONES, Anthony	4	57	2	23
THURMAN, Andrae	3	38	0	21
Totals...	12	142	4	23

ALL RETURNS	MFG			KICKOFFS			INTERCEPT		
	NO	YDS	LG	NO	YDS	LG	NO	YDS	LG
MCDANIEL, Ryan	0	0	0	1	7	7	0	0	0
THURMAN, Andrae	0	0	0	4	41	13	0	0	0
BRACKINS, Larry	0	0	0	0	0	0	2	28	23
KIZER, Rayshaun	0	0	0	0	0	0	1	5	5
Totals...	0	0	0	5	48	13	3	33	23

ALL PURPOSE	RUSH	RCV	KR	FGR	IR	TOTAL
THURMAN, Andrae	0	38	41	0	0	79
MCDANIEL, Ryan	9	47	7	0	0	63
JONES, Anthony	0	57	0	0	0	57
ROSS, Derrick	54	0	0	0	0	54
BRACKINS, Larry	0	0	0	0	28	28
KIZER, Rayshaun	0	0	0	0	5	5
RAUDABAUGH, Dan	-13	0	0	0	0	-13
Totals...	50	142	48	0	33	273

KICKOFFS	NO.	YDS	TB	OB	AVG.
MARTINEZ, Carlos	9	512	4	0	56.9



# 2013 GAME RECAPS



66

**WEEK 15**  
Saturday, June 29, 2013 - Cleveland, OH  
Quicken Loans Arena - 7,909

57



The Philadelphia Soul (9-5), behind an outstanding team effort and Dan Raudabaugh, clinched the East Division against the Cleveland Gladiators (2-12) in front of 7,909 fans at the Quicken Loans Arena on Saturday night. The victory also assures that the Soul will host a first round playoff game with the date to be determined. The Soul began the scoring with a 5-play, 45-yard drive that was capped by a Ross 3-yard run to give Philadelphia a 7-0 lead. Cleveland would answer with a score of its own when Dieker found Carlese Franklin for a 42-yard score and tie it up at 7-7. Raudabaugh connected with McDaniel and Thurman on consecutive scores to give the Soul a 21-7 lead after the first quarter. Cleveland responded with a pair of Dieker rushing touchdowns to narrow the score to 21-20 Philadelphia advantage. But, three scores by Jones, Thurman and McDaniel helped the Soul take a 42-30 halftime lead. Part of the Soul's first half success can be credited to Raudabaugh who did not throw his first incompletion until his 18th pass of the game. A low scoring third quarter as the Soul's lone score in the period came when Thurman took a kickoff after the Gladiators narrowed the score to 42-37. Thurman's return extended the lead to 49-37 and ended the third quarter scoring. Cleveland outscored Philadelphia 20-17 in the final quarter, but it proved to be too little, too late as the Soul come away with the 66-57 victory.

	1	2	3	4	F
PHI	21	21	7	17	66
CLE	7	23	7	20	57

**Russell Athletic Offensive Player of the Game:**  
QB Dan Raudabaugh (PHI)

**Riddell Defensive Player of the Game:**  
DB Brandon Anderson (CLE)

**J Lewis Small AFL Playmaker:**  
WR Andrae Thurman (PHI)

**Cutter's Catch of the Game:**  
DB LaRico Stevenson (PHI)

**Spalding Highlight of the Game:**  
WR Carlese Franklin (CLE)

# 2013 GAME RECAPS

TEAM TOTALS	PHI	CLE
FIRST DOWNS	21	23
Rushing	3	4
Passing	16	17
Penalty	2	2
NET YARDS RUSHING	44	42
Rushing Attempts	9	9
Average Per Rush	4.9	4.7
Rushing Touchdowns	1	3
NET YARDS PASSING	279	334
Completions-Attempts-Int	25-28-0	27-41-1
Average Per Attempt	10.0	8.1
Average Per Completion	11.2	12.4
Passing Touchdowns	6	5
TOTAL OFFENSE YARDS	323	376
Total offense plays	38	51
Average Gain Per Play	8.5	7.4
Fumbles: Number-Lost	1-1	1-1
Penalties: Number-Yards	4-32	6-35
KICKOFFS-YARDS	10-554	8-415
Average Yards Per Kickoff	55.4	51.9
Net Yards Per Kickoff	46.8	39.4
Touchbacks	6	4
MFG Returns: Number-Yards-TD	0-0-0	0-0-0
Average Per Return	0.0	0.0
Kickoff returns: Number-Yds-TD	4-80-2	4-56-0
Average Per Return	20.0	14.0
Interceptions: Number-Yds-TD	1-1-0	0-0-0
Fumble Returns: Number-Yds-TD	0-0-0	0-0-0
Miscellaneous Yards	7	3
Possession Time	25:41	34:19
1st Quarter	10:45	4:15
2nd Quarter	5:59	9:01
3rd Quarter	2:29	12:31
4th Quarter	6:28	8:32
Third-Down Conversions	3 of 4	4 of 8
Fourth-Down Conversions	0 of 0	2 of 2
Red-Zone Scores-Chances	4-4	4-6
Sacks By: Number-Yards	1-5	1-6
PAT Kicks	9-9	6-8
2-Point drop-kick PATs	0-0	0-0
Field Goals	1-1	1-2
4-Point drop kick FGs	0-0	0-0
Touchdowns (Rush-Pass-Return)	1-6-2	3-5-0



## 2013 GAME RECAPS

## SCORING SUMMARY

1st	11:21	PHI	ROSS, Derrick 3 yd run (MARTINEZ, Carlos kick) 5 plays, 45 yards, TOP 3:39	7 - 0
	10:11	CLE	FRANKLIN, Carlese 42 yd pass from DIEKER, Chris (PETTREY, Aaron kick) 1 play, 42 yards, TOP 0:23	7 - 7
	06:50	PHI	THURMAN, Andrae 25 yd pass from RAUDABAUGH, Dan (MARTINEZ, Carlos kick) 4 plays, 46 yards, TOP 2:27	14 - 7
	00:21	PHI	MCDANIEL, Ryan 4 yd pass from RAUDABAUGH, Dan (MARTINEZ, Carlos kick) 5 plays, 30 yards, TOP 2:48	21 - 7
2nd	12:31	CLE	DIEKER, Chris 21 yd run (PETTREY, Aaron kick failed) 4 plays, 45 yards, TOP 2:22	21 - 13
	10:14	CLE	DIEKER, Chris 2 yd run (PETTREY, Aaron kick) 2 plays, 26 yards, TOP 1:34	21 - 20
	06:14	PHI	JONES, Anthony 9 yd pass from RAUDABAUGH, Dan (MARTINEZ, Carlos kick) 5 plays, 45 yards, TOP 3:13	28 - 20
	04:38	CLE	GOODMAN, Dominick 35 yd pass from DIEKER, Chris (PETTREY, Aaron kick) 1 play, 35 yards, TOP 1:36	28 - 27
	03:09	PHI	THURMAN, Andrae 38 yd pass from RAUDABAUGH, Dan (MARTINEZ, Carlos kick) 2 plays, 46 yards, TOP 0:54	35 - 27
	00:13	PHI	MCDANIEL, Ryan 13 yd pass from RAUDABAUGH, Dan (MARTINEZ, Carlos kick) 5 plays, 45 yards, TOP 0:52	42 - 27
	00:00	CLE	PETTREY, Aaron 35 yd field goal 4 plays, 24 yards, TOP 0:13	42 - 30
3rd	07:25	CLE	FRANKLIN, Carlese 6 yd pass from DIEKER, Chris (PETTREY, Aaron kick) 11 plays, 45 yards, TOP 7:35	42 - 37
	06:35	PHI	THURMAN, Andrae 55 yd kickoff return (MARTINEZ, Carlos kick)	49 - 37
4th	10:58	PHI	MARTINEZ, Carlos 24 yd field goal 9 plays, 33 yards, TOP 5:45	52 - 37
	06:15	CLE	PEARCY, Cody 12 yd pass from DIEKER, Chris (PETTREY, Aaron kick) 7 plays, 48 yards, TOP 4:26	52 - 44
	04:23	PHI	THURMAN, Andrae 19 yd pass from RAUDABAUGH, Dan (MARTINEZ, Carlos kick) 2 plays, 30 yards, TOP 1:04	59 - 44
	00:50	CLE	DIEKER, Chris 3 yd run (PETTREY, Aaron kick) 6 plays, 39 yards, TOP 2:45	59 - 51
	00:47	PHI	BRACKINS, Larry 15 yd kickoff return (MARTINEZ, Carlos kick)	66 - 51
	00:14	CLE	PEARCY, Cody 7 yd pass from DIEKER, Chris (PETTREY, Aaron kick failed) 5 plays, 40 yards, TOP 0:30	66 - 57

## 2013 GAME RECAPS

RUSHING	NO.	GAIN	LOSS	NET	TD	LG	AVG.
ROSS, Derrick	8	37	0	37	1	11	4.6
MCDANIEL, Ryan	1	7	0	7	0	7	7.0
Totals...	9	44	0	44	1	11	4.9

PASSING	CMP-ATT-INT	YDS	TD	LONG	SACK
RAUDABAUGH, Dan	25-28-0	285	6	38	1
TEAM	0-0-0	-6	0	0	0
Totals...	25-28-0	279	6	38	1

RECEIVING	NO.	YDS	TD	LG
JONES, Anthony	9	100	1	18
THURMAN, Andrae	7	112	3	38
MCDANIEL, Ryan	7	71	2	18
ROSS, Derrick	1	2	0	2
JONES, Jason	1	0	0	0
Totals...	25	285	6	38

ALL RETURNS	MFG			KICKOFFS			INTERCEPT		
	NO	YDS	LG	NO	YDS	LG	NO	YDS	LG
THURMAN, Andrae	0	0	0	2	65	55	0	0	0
STEVENSON, LaRico	0	0	0	1	0	0	1	1	1
BRACKINS, Larry	0	0	0	1	15	15	0	0	0
Totals...	0	0	0	4	80	55	1	1	1

ALL PURPOSE	RUSH	RCV	KR	FGR	IR	TOTAL
THURMAN, Andrae	0	112	65	0	0	177
JONES, Anthony	0	100	0	0	0	100
MCDANIEL, Ryan	7	71	0	0	0	78
ROSS, Derrick	37	2	0	0	0	39
BRACKINS, Larry	0	0	15	0	0	15
STEVENSON, LaRico	0	0	0	0	1	1
Totals...	44	285	80	0	1	410

## FIELD GOAL ATTEMPTS

MARTINEZ, Carlos	4th	10:58	24 yards	Good	
KICKOFFS	NO.	YDS	TB	OB	AVG.
MARTINEZ, Carlos	10	554	6	0	55.4



## 2013 GAME RECAPS



26

WEEK 16  
Saturday, July 6, 2013 - Philadelphia, PA  
Wells Fargo Center - 10,878

58



The Philadelphia Soul extended their win streak to five games and tied the Jacksonville Sharks for first place in the American Conference after defeating the Chicago Rush, 58-26, in front of 10,878 fans at the Wells Fargo Center. After getting outscored in the first quarter, the Soul's defense clamped down, allowing only two touchdowns for the rest of the game. The Chicago Rush led after the first quarter with two touchdowns, scoring on a 25-yard catch by Taurus Johnson and a 3-yard catch by Reggie Gray. Philadelphia's only touchdown came on a 32-yard catch by Tiger Jones. After a missed extra point, the first quarter ended with Chicago in the lead, 13-7. Philadelphia took the lead in the second quarter after outscoring the Rush, 24-7. The Soul points came on a 1-yard run by Derrick Ross, a 23-yard field goal by Carlos Martinez, a 30-yard catch for Jones and a 4-yard catch by Larry Brackins. The Rush's only touchdown came on a 20-yard catch by Johnson for his second of the night. The half ended with Philadelphia leading, 31-19. The Soul extended their lead to 25 in the beginning of the second-half, scoring two unanswered touchdowns on a 40-yard catch by Jones for his third of the night and a fumble recovery in the end-zone by Carlos Campbell. After not allowing a score, the Soul led at the end of the third quarter, 44-19. Philadelphia didn't let go of their lead heading into the fourth, as they scored on a 10-yard catch by Brackins, which was the Cutter's Catch of the Night. On the ensuing drive, Joe Goosby intercepted the ball and returned it 48 yards for a touchdown to earn the AFL's Highlight of the Night. The Rush scored their first touchdown since the second quarter on a 6-yard catch by Gray. The game ended with the Soul winning, 58-26.

	1	2	3	4	F
CHI	13	6	0	7	26
PHI	7	24	13	14	58

**Russell Athletic Offensive Player of the Game:**  
WR Tiger Jones (PHI)

**Riddell Defensive Player of the Game:**  
DB Rayshaun Kizer (PHI)

**J Lewis Small AFL Playmaker:**  
DB Rayshaun Kizer (PHI)

**Cutter's Catch of the Game:**  
WR Larry Brackins (PHI)

**Spalding Highlight of the Game:**  
LB Joe Goosby (PHI)

## 2013 GAME RECAPS

TEAM TOTALS	CHI	PHI
FIRST DOWNS	15	16
Rushing	1	2
Passing	12	13
Penalty	2	1
NET YARDS RUSHING	16	9
Rushing Attempts	8	10
Average Per Rush	2.0	0.9
Rushing Touchdowns	0	1
NET YARDS PASSING	217	282
Completions-Attempts-Int	17-32-3	20-30-0
Average Per Attempt	6.8	9.4
Average Per Completion	12.8	14.1
Passing Touchdowns	4	5
TOTAL OFFENSE YARDS	233	291
Total offense plays	40	40
Average Gain Per Play	5.8	7.3
Fumbles: Number-Lost	2-1	0-0
Penalties: Number-Yards	7-46	4-18
KICKOFFS-YARDS	4-226	9-501
Average Yards Per Kickoff	56.5	55.7
Net Yards Per Kickoff	44.8	38.1
Touchbacks	1	1
MFG Returns: Number-Yards-TD	0-0-0	0-0-0
Average Per Return	0.0	0.0
Kickoff returns: Number-Yds-TD	8-153-0	4-42-0
Average Per Return	19.1	10.5
Interceptions: Number-Yds-TD	0-0-0	3-49-1
Fumble Returns: Number-Yds-TD	0-0-0	0-0-1
Miscellaneous Yards	0	6
Possession Time	31:45	28:15
1st Quarter	7:18	7:42
2nd Quarter	7:32	7:28
3rd Quarter	6:46	8:14
4th Quarter	10:09	4:51
Third-Down Conversions	0 of 6	4 of 6
Fourth-Down Conversions	2 of 2	1 of 1
Red-Zone Scores-Chances	3-6	4-5
Sacks By: Number-Yards	1-5	1-4
PAT Kicks	2-4	7-8
2-Point drop-kick PATs	0-0	0-0
Field Goals	0-1	1-1
4-Point drop kick FGs	0-0	0-0
Touchdowns (Rush-Pass-Return)	0-4-0	1-5-2



# 2013 GAME RECAPS

## SCORING SUMMARY

1st	13:46	CHI	JOHNSON, Taurus 25 yd pass from COFFMAN, Carson (MARTINEZ, Jose kick)	
			2 plays, 33 yards, TOP 1:14	7 - 0
	10:57	PHI	JONES, Anthony 32 yd pass from RAUDABAUGH, Dan (MARTINEZ, Carlos kick)	
			3 plays, 42 yards, TOP 2:03	7 - 7
	04:53	CHI	GRAY, Reggie 3 yd pass from COFFMAN, Carson (MARTINEZ, Jose kick failed)	
			7 plays, 38 yards, TOP 5:24	13 - 7
2nd	14:55	PHI	ROSS, Derrick 1 yd run (MARTINEZ, Carlos kick)	
			6 plays, 46 yards, TOP 4:14	13 - 14
	04:43	PHI	MARTINEZ, Carlos 23 yd field goal	
			9 plays, 32 yards, TOP 5:54	13 - 17
	02:53	PHI	JONES, Anthony 30 yd pass from RAUDABAUGH, Dan (MARTINEZ, Carlos kick)	
			2 plays, 45 yards, TOP 1:02	13 - 24
	01:06	CHI	JOHNSON, Taurus 20 yd pass from COFFMAN, Carson (MARTINEZ, Jose kick failed)	
			1 play, 15 yards, TOP 1:03	19 - 24
	00:39	PHI	BRACKINS, Larry 4 yd pass from RAUDABAUGH, Dan (MARTINEZ, Carlos kick)	
			3 plays, 9 yards, TOP 0:21	19 - 31
3rd	14:21	PHI	JONES, Anthony 40 yd pass from RAUDABAUGH, Dan (MARTINEZ, Carlos kick)	
			1 play, 40 yards, TOP 1:30	19 - 38
	13:30	PHI	CAMPBELL, Carlos 0 yd fumble recovery (MARTINEZ, Carlos kick failed)	
				19 - 44
4th	14:57	PHI	BRACKINS, Larry 10 yd pass from RAUDABAUGH, Dan (MARTINEZ, Carlos kick)	
			10 plays, 45 yards, TOP 6:47	19 - 51
	12:08	PHI	GOOSBY, Joe 48 yd interception return (MARTINEZ, Carlos kick)	
				19 - 58
	04:48	CHI	GRAY, Reggie 6 yd pass from DRONE, Luke (MARTINEZ, Jose kick)	
			9 plays, 45 yards, TOP 6:27	26 - 58

# 2013 GAME RECAPS

RUSHING	NO.	GAIN	LOSS	NET	TD	LG	AVG.
ROSS, Derrick	6	10	1	9	1	3	1.5
THURMAN, Andrae	3	7	2	5	0	5	1.7
RAUDABAUGH, Dan	1	0	5	-5	0	0	-5.0
Totals...	10	17	8	9	1	5	0.9

PASSING	CMP-ATT-INT	YDS	TD	LONG	SACK
RAUDABAUGH, Dan	18-25-0	257	5	40	1
ALMOND, Dustin	2-5-0	25	0	13	0
Totals...	20-30-0	282	5	40	1

RECEIVING	NO.	YDS	TD	LG
JONES, Anthony	10	186	3	40
THURMAN, Andrae	4	43	0	20
SAMMONS, Emery	3	37	0	17
BRACKINS, Larry	2	14	2	10
ROSS, Derrick	1	2	0	2
Totals...	20	282	5	40

ALL RETURNS	MFG			KICKOFFS			INTERCEPT		
	NO	YDS	LG	NO	YDS	LG	NO	YDS	LG
THURMAN, Andrae	0	0	0	2	29	15	0	0	0
SAMMONS, Emery	0	0	0	1	11	11	0	0	0
BRACKINS, Larry	0	0	0	1	2	2	0	0	0
GOOSBY, Joe	0	0	0	0	0	0	1	48	48
KIZER, Rayshaun	0	0	0	0	0	0	2	1	1
Totals...	0	0	0	4	42	15	3	49	48

ALL PURPOSE	RUSH	RCV	KR	FGR	IR	TOTAL
JONES, Anthony	0	186	0	0	0	186
THURMAN, Andrae	5	43	29	0	0	77
GOOSBY, Joe	0	0	0	0	48	48
SAMMONS, Emery	0	37	11	0	0	48
BRACKINS, Larry	0	14	2	0	0	16
ROSS, Derrick	9	2	0	0	0	11
KIZER, Rayshaun	0	0	0	0	1	1
RAUDABAUGH, Dan	-5	0	0	0	0	-5
Totals...	9	282	42	0	49	382

## FIELD GOAL ATTEMPTS

MARTINEZ, Carlos	2nd	04:43	23 yards	Good
------------------	-----	-------	----------	------

KICKOFFS	NO.	YDS	TB	OB	AVG.
MARTINEZ, Carlos	9	501	1	0	55.7



## 2013 GAME RECAPS



39

WEEK 17  
Saturday, July 12, 2013 - Philadelphia, PA  
Wells Fargo Center - 9,163

69



The Soul outscored the Blaze in the first quarter, scoring on the ground with a 2-yard touchdown run by Thurman. The Soul defense caused a fourth down turnover leading to FB Derrick Ross 3-yard touchdown run. The Blaze scored on 1-yard run by Chase Deadder to close out the first quarter, 14-6. The Blaze forced a fumble to start the second quarter but a great defensive stand by the Soul caused a turnover on downs. The Soul respond with an 8-yard touchdown by Thurman for his second of the night. The Blaze score their only touchdown of the quarter on a 1-yard run by FB Ben Stallings. Philadelphia continued to add to their lead, scoring on a 2-yard rush by Ross for his second of the night, and an 18-yard catch by Brackins, keeping the Soul in the lead, 35-13

at the half. Both teams scored two touchdowns in the third quarter. The Soul opened up the third quarter with an 12-yard touchdown catch by Brackins for his second of the night and a 6-yard run by Ross. The Blaze scored on an 6-yard catch by Deadder for his second of the night, an 4-yard catch by TE Shannon Tevaga and with a successful two-point conversion to end the third quarter, the Soul lead 49-27. The Soul scored on their opening drive in the fourth quarter on a 13-yard catch by Thurman. Philadelphia quickly scored again on a 5-yard catch by TE Jason Jones. The Blaze answered back with a 19-yard strike by WR Mario Urrutia followed by Thurman's third touchdown catch of the night. The Blaze ended the quarter with an 8-yard catch by Deadder. Soul ran out the clock with the final score, 69-39.

	1	2	3	4	F
UTA	6	7	14	12	39
PHI	14	21	14	20	69

**Russell Athletic Offensive Player of the Game:**  
WR Andrae Thurman (PHI)

**Riddell Defensive Player of the Game:**  
DB Carlos Campbell (PHI)

**J Lewis Small AFL Playmaker:**  
QB Dan Raudabaugh (PHI)

**Cutter's Catch of the Game:**  
WR Larry Brackins (PHI)

**Spalding Highlight of the Game:**  
DL Bryan Robinson (PHI)

## 2013 GAME RECAPS

TEAM TOTALS	UTA	PHI
FIRST DOWNS	18	18
Rushing	6	5
Passing	12	12
Penalty	0	1
NET YARDS RUSHING	29	36
Rushing Attempts	13	10
Average Per Rush	2.2	3.6
Rushing Touchdowns	2	4
NET YARDS PASSING	232	178
Completions-Attempts-Int	24-42-0	17-24-0
Average Per Attempt	5.5	7.4
Average Per Completion	9.7	10.5
Passing Touchdowns	4	6
TOTAL OFFENSE YARDS	261	214
Total offense plays	56	34
Average Gain Per Play	4.7	6.3
Fumbles: Number-Lost	1-1	1-1
Penalties: Number-Yards	9-61	3-11
KICKOFFS-YARDS	2-115	10-560
Average Yards Per Kickoff	57.5	56.0
Net Yards Per Kickoff	54.0	39.2
Touchbacks	0	2
MFG Returns: Number-Yards-TD	0-0-0	0-0-0
Average Per Return	0.0	0.0
Kickoff returns: Number-Yds-TD	8-158-0	2-7-0
Average Per Return	19.8	3.5
Interceptions: Number-Yds-TD	0-0-0	0-0-0
Fumble Returns: Number-Yds-TD	0-0-0	1-5-0
Miscellaneous Yards	2	0
Possession Time	33:58	26:02
1st Quarter	7:19	7:41
2nd Quarter	7:03	7:57
3rd Quarter	8:52	6:08
4th Quarter	10:44	4:16
Third-Down Conversions	5 of 11	2 of 4
Fourth-Down Conversions	0 of 5	2 of 2
Red-Zone Scores-Chances	5-6	7-8
Sacks By: Number-Yards	0-0	1-6
PAT Kicks	1-3	9-10
2-Point drop-kick PATs	0-0	0-0
Field Goals	0-0	0-0
4-Point drop kick FGs	0-0	0-0
Touchdowns (Rush-Pass-Return)	2-4-0	4-6-0





## 2013 GAME RECAPS

## SCORING SUMMARY

1st	10:33	PHI	THURMAN, Andrae 2 yd run (MARTINEZ, Carlos kick) 7 plays, 30 yards, TOP 4:27	0 - 7
	05:17	PHI	ROSS, Derrick 3 yd run (MARTINEZ, Carlos kick) 3 plays, 18 yards, TOP 1:44	0 - 14
	00:27	UTA	DEADDER, Chase 1 yd run (BROTZMAN, Kyle kick failed) 7 plays, 40 yards, TOP 4:05	6 - 14
2nd	07:34	PHI	THURMAN, Andrae 8 yd pass from RAUDABAUGH, Dan (MARTINEZ, Carlos kick) 6 plays, 36 yards, TOP 4:04	6 - 21
	02:49	UTA	STALLINGS, Ben 1 yd run (BROTZMAN, Kyle kick) 7 plays, 34 yards, TOP 3:59	13 - 21
	01:39	PHI	ROSS, Derrick 2 yd run (MARTINEZ, Carlos kick) 2 plays, 4 yards, TOP 0:39	13 - 28
	00:13	PHI	BRACKINS, Larry 19 yd pass from RAUDABAUGH, Dan (MARTINEZ, Carlos kick) 2 plays, 39 yards, TOP 0:25	13 - 35
3rd	11:05	PHI	BRACKINS, Larry 12 yd pass from RAUDABAUGH, Dan (MARTINEZ, Carlos kick) 2 plays, 24 yards, TOP 0:58	13 - 42
	08:33	UTA	DEADDER, Chase 6 yd pass from GRADY, Tommy (BROTZMAN, Kyle kick failed) 3 plays, 32 yards, TOP 1:50	19 - 42
	06:09	PHI	ROSS, Derrick 6 yd run (MARTINEZ, Carlos kick) 3 plays, 17 yards, TOP 1:51	19 - 49
	02:33	UTA	TEVAGA, Shannon 4 yd pass from GRADY, Tommy (URRUTIA, Mario pass from GRADY, Tommy) 5 plays, 43 yards, TOP 2:53	27 - 49
4th	14:57	PHI	THURMAN, Andrae 13 yd pass from RAUDABAUGH, Dan (MARTINEZ, Carlos kick failed) 3 plays, 18 yards, TOP 1:57	27 - 55
	11:19	PHI	JONES, Jason 5 yd pass from RAUDABAUGH, Dan (MARTINEZ, Carlos kick) 1 play, 5 yards, TOP 0:24	27 - 62
	05:11	UTA	URRUTIA, Mario 19 yd pass from GRADY, Tommy (GRADY, Tommy pass failed) 8 plays, 45 yards, TOP 5:23	33 - 62
	03:43	PHI	THURMAN, Andrae 4 yd pass from ALMOND, Dustin (MARTINEZ, Carlos kick) 1 play, 9 yards, TOP 0:37	33 - 69
	01:39	UTA	URRUTIA, Mario 8 yd pass from GRADY, Tommy (GRADY, Tommy pass failed) 2 plays, 23 yards, TOP 1:20	39 - 69

## 2013 GAME RECAPS

RUSHING	NO.	GAIN	LOSS	NET	TD	LG	AVG.
ROSS, Derrick	9	35	1	34	3	12	3.8
THURMAN, Andrae	1	2	0	2	1	2	2.0
Totals...	10	37	1	36	4	12	3.6

PASSING	CMP-ATT-INT	YDS	TD	LONG	SACK
RAUDABAUGH, Dan	16-23-0	174	5	25	0
ALMOND, Dustin	1-1-0	4	1	4	0
Totals...	17-24-0	178	6	25	0

RECEIVING	NO.	YDS	TD	LG
THURMAN, Andrae	9	97	3	25
JONES, Anthony	3	26	0	11
BRACKINS, Larry	2	31	2	19
ROSS, Derrick	1	11	0	11
SAMMONS, Emery	1	8	0	8
JONES, Jason	1	5	1	5
Totals...	17	178	6	25

ALL RETURNS	MFG			KICKOFFS			INTERCEPT		
	NO	YDS	LG	NO	YDS	LG	NO	YDS	LG
THURMAN, Andrae	0	0	0	1	9	9	0	0	0
BRACKINS, Larry	0	0	0	1	-2	0	0	0	0
Totals...	0	0	0	2	7	9	0	0	0

ALL PURPOSE	RUSH	RCV	KR	FGR	IR	TOTAL
THURMAN, Andrae	2	97	9	0	0	108
ROSS, Derrick	34	11	0	0	0	45
BRACKINS, Larry	0	31	-2	0	0	29
JONES, Anthony	0	26	0	0	0	26
SAMMONS, Emery	0	8	0	0	0	8
JONES, Jason	0	5	0	0	0	5
Totals...	36	178	7	0	0	221

KICKOFFS	NO.	YDS	TB	OB	AVG.
MARTINEZ, Carlos	10	560	2	0	56.0



## 2013 GAME RECAPS



65

WEEK 18  
Saturday, July 20, 2013 - San Jose, CA  
HP Pavillion - 9,163

43



The Soul started the scoring after the first of four straight defensive stops on downs when Raudabaugh found Thurman on an 8-yard touchdown strike to cap a five-play, 32-yard drive to give the Soul a 7-0 lead. Ross added a 1-yard touchdown and Tiger Jones added a 2-yard receiving touchdown to finish the first quarter with the Soul leading 21-0. Raudabaugh found Jones again to begin the second quarter on a 7-yard strike that capped a four-play, 16-yard drive and gave the Soul a 27-0 advantage. The SaberCats woke up when Michna found Roe on an 8-yard touchdown to narrow the score to 27-7 with 6:28 remaining in the first half. The San Jose defense got a stop and recovered an onside kick, while Roe collected two more scores to bring the score to 27-21. The Soul's

Carlos Martinez nailed a 48-yard field goal with no time remaining to give Philadelphia a 30-21 halftime lead. Raudabaugh led the Soul on an 8-play, 46-yard first drive that was capped with a Brackins touchdown that pushed the lead to 37-21 with 8:09 left in the third quarter. Kizer stopped the SaberCats' next drive with an interception that led to a Thurman touchdown to make the score 44-21 at the end of the third quarter.

	1	2	3	4	F
PHI	21	9	14	21	65
SJ	0	21	0	22	43

**Russell Athletic Offensive Player of the Game:**  
QB Dan Raudabaugh (PHI)

**Riddell Defensive Player of the Game:**  
DL Calvin Fance (PHI)

**J Lewis Small AFL Playmaker:**  
DB LaRico Stevenson (PHI)

**Cutter's Catch of the Game:**  
WR James Roe (SJS)

**Spalding Highlight of the Game:**  
DB LaRico Stevenson (PHI)

## 2013 GAME RECAPS

TEAM TOTALS	PHI	SJS
FIRST DOWNS	18	15
Rushing	3	0
Passing	14	12
Penalty	1	3
NET YARDS RUSHING	21	2
Rushing Attempts	11	2
Average Per Rush	1.9	1.0
Rushing Touchdowns	2	0
NET YARDS PASSING	194	196
Completions-Attempts-Int	22-36-1	15-37-1
Average Per Attempt	5.4	5.3
Average Per Completion	8.8	13.1
Passing Touchdowns	6	5
TOTAL OFFENSE YARDS	215	198
Total offense plays	47	41
Average Gain Per Play	4.6	4.8
Fumbles: Number-Lost	1-1	2-2
Penalties: Number-Yards	7-47	7-31
KICKOFFS-YARDS	10-547	4-223
Average Yards Per Kickoff	54.7	55.8
Net Yards Per Kickoff	42.1	49.2
Touchbacks	3	3
MFG Returns: Number-Yards-TD	0-0-0	0-0-0
Average Per Return	0.0	0.0
Kickoff returns: Number-Yds-TD	2-11-0	7-111-0
Average Per Return	5.5	15.9
Interceptions: Number-Yds-TD	1-0-0	1-25-1
Fumble Returns: Number-Yds-TD	1-3-1	0-0-0
Miscellaneous Yards	-2	-3
Possession Time	34:44	25:16
1st Quarter	6:58	8:02
2nd Quarter	7:09	7:51
3rd Quarter	12:10	2:50
4th Quarter	8:27	6:33
Third-Down Conversions	4 of 7	3 of 8
Fourth-Down Conversions	1 of 2	1 of 5
Red-Zone Scores-Chances	8-8	2-2
Sacks By: Number-Yards	2-10	0-0
PAT Kicks	8-9	3-3
2-Point drop-kick PATs	0-0	0-0
Field Goals	1-1	0-0
4-Point drop kick FGs	0-0	0-0
Touchdowns (Rush-Pass-Return)	2-6-1	0-5-1



## 2013 GAME RECAPS

## SCORING SUMMARY

1st	08:30	PHI	THURMAN, Andrae 8 yd pass from RAUDABAUGH, Dan (MARTINEZ, Carlos kick)	
			5 plays, 32 yards, TOP 3:23	7 - 0
	04:04	PHI	ROSS, Derrick 1 yd run (MARTINEZ, Carlos kick)	
			2 plays, 10 yards, TOP 1:34	14 - 0
	00:03	PHI	JONES, Anthony 2 yd pass from RAUDABAUGH, Dan (MARTINEZ, Carlos kick)	
			2 plays, 3 yards, TOP 0:49	21 - 0
2nd	10:15	PHI	JONES, Anthony 7 yd pass from RAUDABAUGH, Dan (MARTINEZ, Carlos kick failed)	
			4 plays, 16 yards, TOP 2:18	27 - 0
	06:28	SJS	ROE, James 8 yd pass from MICHNA, Russ (PERTUIT, Nich kick)	
			4 plays, 38 yards, TOP 3:04	27 - 7
	01:31	SJS	ROE, James 27 yd pass from MICHNA, Russ (PERTUIT, Nich kick)	
			1 play, 27 yards, TOP 0:28	27 - 14
	00:07	SJS	ROE, James 2 yd pass from MICHNA, Russ (PERTUIT, Nich kick)	
			5 plays, 43 yards, TOP 0:50	27 - 21
	00:00	PHI	MARTINEZ, Carlos 47 yd field goal	
			3 plays, 13 yards, TOP 0:07	30 - 21
3rd	08:38	PHI	BRACKINS, Larry 4 yd pass from RAUDABAUGH, Dan (MARTINEZ, Carlos kick)	
			8 plays, 46 yards, TOP 6:22	37 - 21
	02:51	PHI	THURMAN, Andrae 6 yd pass from RAUDABAUGH, Dan (MARTINEZ, Carlos kick)	
			8 plays, 39 yards, TOP 4:43	44 - 21
4th	11:48	SJS	WILLIS, Jason 12 yd pass from MICHNA, Russ (MICHNA, Russ pass intcpt)	
			9 plays, 48 yards, TOP 5:27	44 - 27
	09:17	PHI	JONES, Anthony 3 yd pass from RAUDABAUGH, Dan (MARTINEZ, Carlos kick)	
			3 plays, 11 yards, TOP 2:58	51 - 27
	08:13	PHI	STEVENSON, LaRico 3 yd fumble recovery (MARTINEZ, Carlos kick)	
				58 - 27
	06:04	PHI	ROSS, Derrick 3 yd run (MARTINEZ, Carlos kick)	
			2 plays, 5 yards, TOP 0:58	65 - 27
	04:13	SJS	WHITTAKER, Huey 31 yd pass from MICHNA, Russ (ROE, James pass from MICHNA, Russ)	
			2 plays, 31 yards, TOP 1:14	65 - 35
	01:05	SJS	WHITTAKER, Huey 25 yd interception return (JACKSON, Amarri pass from MICHNA, Russ)	
				65 - 43

## 2013 GAME RECAPS

RUSHING	NO.	GAIN	LOSS	NET	TD	LG	AVG.
ROSS, Derrick	11	21	0	21	2	5	1.9
Totals...	11	21	0	21	2	5	1.9

PASSING	CMP-ATT-INT	YDS	TD	LONG	SACK
RAUDABAUGH, Dan	21-34-0	187	6	24	0
ALMOND, Dustin	1-2-1	7	0	7	0
Totals...	22-36-1	194	6	24	0

RECEIVING	NO.	YDS	TD	LG
THURMAN, Andrae	10	100	2	24
JONES, Anthony	7	60	3	18
BRACKINS, Larry	3	21	1	9
SAMMONS, Emery	2	13	0	7
Totals...	22	194	6	24

ALL RETURNS	MFG			KICKOFFS			INTERCEPT		
	NO	YDS	LG	NO	YDS	LG	NO	YDS	LG
THURMAN, Andrae	0	0	0	1	11	11	0	0	0
KIZER, Rayshaun	0	0	0	0	0	0	1	0	0
TEAM	0	0	0	1	0	0	0	0	0
Totals...	0	0	0	2	11	11	1	0	0

ALL PURPOSE	RUSH	RCV	KR	FGR	IR	TOTAL
THURMAN, Andrae	0	100	11	0	0	111
JONES, Anthony	0	60	0	0	0	60
ROSS, Derrick	21	0	0	0	0	21
BRACKINS, Larry	0	21	0	0	0	21
SAMMONS, Emery	0	13	0	0	0	13
Totals...	21	194	11	0	0	226

## FIELD GOAL ATTEMPTS

MARTINEZ, Carlos	2nd	00:00	47 yards	Good
------------------	-----	-------	----------	------

KICKOFFS	NO.	YDS	TB	OB	AVG.
MARTINEZ, Carlos	10	547	3	0	54.7



## 2013 GAME RECAPS



28

WEEK 19  
Saturday, July 27, 2013 - San Antonio, TX  
Alamodome - 9,112

42



The Talons struck first when Kent rushed in from five yards out, but a blocked extra point made it only 6-0. The Soul countered with a 31-yard scoring strike from Raudabaugh to Sammons to make the score 7-6. San Antonio got an interception, but Philadelphia got two defensive stops to end the first quarter. The Soul added two scores from Thurman and Brackins to take a 21-6 lead with 3:34 left in the first half. The Talons came back with a score of their own when Chad Cook rushed in from a yard out to end the first half scoring with the Soul leading 21-13. The San Antonio defense locked down the Soul offense and held them scoreless, while adding two rushing scores from Russell Athletic Offensive Player of the Game Jackson to take a 27-21 lead after three quarters of play. Philadelphia's

lone second half score came when Raudabaugh found Tiger Jones on a 9-yard scoring strike to take a 28-27 lead with 10:31 left in the game. San Antonio defense stepped up, including three interceptions by Riddell Defensive Player of the Game Carlton Brown and scored the final 14 points of the game to come away with the 42-28 victory.

	1	2	3	4	F
PHI	7	14	0	7	28
SA	6	7	14	15	42

**Russell Athletic Offensive Player of the Game:**  
QB Marcus Jackson (SA)

**Riddell Defensive Player of the Game:**  
DB Carlton Brown (SA)

**J Lewis Small AFL Playmaker:**  
DL Tim McGill (SA)

**Cutter's Catch of the Game:**  
WR Tiger Jones (PHI)

**Spalding Highlight of the Game:**  
DB Carlton Brown (SA)

## 2013 GAME RECAPS

TEAM TOTALS	PHI	SAT
FIRST DOWNS	22	15
Rushing	1	9
Passing	17	6
Penalty	4	0
NET YARDS RUSHING	15	70
Rushing Attempts	7	16
Average Per Rush	2.1	4.4
Rushing Touchdowns	0	5
NET YARDS PASSING	276	209
Completions-Attempts-Int	22-37-5	15-32-2
Average Per Attempt	7.5	6.5
Average Per Completion	12.5	13.9
Passing Touchdowns	4	1
TOTAL OFFENSE YARDS	291	279
Total offense plays	45	50
Average Gain Per Play	6.5	5.6
Fumbles: Number-Lost	7-2	1-1
Penalties: Number-Yards	6-34	7-32
KICKOFFS-YARDS	5-281	7-378
Average Yards Per Kickoff	56.2	54.0
Net Yards Per Kickoff	44.6	39.6
Touchbacks	1	0
MFG Returns: Number-Yards-TD	0-0-0	0-0-0
Average Per Return	0.0	0.0
Kickoff returns: Number-Yds-TD	7-101-0	4-53-0
Average Per Return	14.4	13.2
Interceptions: Number-Yds-TD	2-5-0	5-36-0
Fumble Returns: Number-Yds-TD	0-0-0	0-0-0
Miscellaneous Yards	-20	0
Possession Time	27:29	32:31
1st Quarter	5:54	9:06
2nd Quarter	7:16	7:44
3rd Quarter	6:25	8:35
4th Quarter	7:54	7:06
Third-Down Conversions	2 of 5	6 of 10
Fourth-Down Conversions	0 of 1	1 of 4
Red-Zone Scores-Chances	3-6	5-5
Sacks By: Number-Yards	2-6	1-5
PAT Kicks	4-4	2-4
2-Point drop-kick PATs	0-0	0-0
Field Goals	0-0	0-0
4-Point drop kick FGs	0-0	0-0
Touchdowns (Rush-Pass-Return)	0-4-0	5-1-0



## 2013 GAME RECAPS

## SCORING SUMMARY

1st	13:00	SAT	KENT, Robert 5 yd run (DEMOS, Stefan kick blockd)	
			2 plays, 43 yards, TOP 2:00	0 - 6
	09:44	PHI	SAMMONS, Emery 31 yd pass from RAUDABAUGH, Dan (MARTINEZ, Carlos kick)	
			4 plays, 47 yards, TOP 3:16	7 - 6
2nd	07:08	PHI	THURMAN, Andrae 8 yd pass from RAUDABAUGH, Dan (MARTINEZ, Carlos kick)	
			1 play, 8 yards, TOP 1:12	14 - 6
	03:34	PHI	BRACKINS, Larry 5 yd pass from RAUDABAUGH, Dan (MARTINEZ, Carlos kick)	
			4 plays, 23 yards, TOP 2:45	21 - 6
	00:47	SAT	COOK, Chad 1 yd run (DEMOS, Stefan kick)	
			6 plays, 44 yards, TOP 2:47	21 - 13
3rd	08:03	SAT	JACKSON, Marcus 1 yd run (DEMOS, Stefan kick blockd)	
			6 plays, 13 yards, TOP 4:18	21 - 19
	03:50	SAT	JACKSON, Marcus 2 yd run (WILSON, Jomo pass from JACKSON, Marcus)	
			5 plays, 17 yards, TOP 3:38	21 - 27
4th	10:31	PHI	JONES, Anthony 9 yd pass from RAUDABAUGH, Dan (MARTINEZ, Carlos kick)	
			6 plays, 45 yards, TOP 4:21	28 - 27
	07:30	SAT	HOLMES, Brent 43 yd pass from JACKSON, Marcus (BAKER, Dallas pass from JACKSON, Marcus)	
			3 plays, 44 yards, TOP 3:01	28 - 35
	00:50	SAT	JACKSON, Marcus 9 yd run (DEMOS, Stefan kick)	
			6 plays, 41 yards, TOP 3:38	28 - 42

## 2013 GAME RECAPS

RUSHING	NO.	GAIN	LOSS	NET	TD	LG	AVG.
RAUDABAUGH, Dan	1	11	2	9	0	0	9.0
THURMAN, Andrae	1	6	0	6	0	6	6.0
ROSS, Derrick	5	4	4	0	0	2	0.0
Totals...	7	21	6	15	0	6	2.1

PASSING	CMP-ATT-INT	YDS	TD	LONG	SACK
RAUDABAUGH, Dan	22-37-5	281	4	31	1
TEAM	0-0-0	-5	0	0	0
Totals...	22-37-5	276	4	31	1

RECEIVING	NO.	YDS	TD	LG
JONES, Anthony	9	93	1	21
THURMAN, Andrae	7	102	1	24
SAMMONS, Emery	4	67	1	31
BRACKINS, Larry	2	19	1	14
Totals...	22	281	4	31

ALL RETURNS	MFG			KICKOFFS			INTERCEPT		
	NO	YDS	LG	NO	YDS	LG	NO	YDS	LG
THURMAN, Andrae	0	0	0	1	12	12	0	0	0
STEVENSON, LaRico	0	0	0	6	89	19	2	5	5
Totals...	0	0	0	7	101	19	2	5	5

ALL PURPOSE	RUSH	RCV	KR	FGR	IR	TOTAL
THURMAN, Andrae	6	102	12	0	0	120
STEVENSON, LaRico	0	0	89	0	5	94
JONES, Anthony	0	93	0	0	0	93
SAMMONS, Emery	0	67	0	0	0	67
BRACKINS, Larry	0	19	0	0	0	19
RAUDABAUGH, Dan	9	0	0	0	0	9
Totals...	15	281	101	0	5	402

KICKOFFS	NO.	YDS	TB	OB	AVG.
MARTINEZ, Carlos	5	281	1	0	56.2



## ALL TIME INDIVIDUAL RECORDS

### All Time Individual Records

#### Passer Rating - Season

Matt D'Orazio 2008 131.3  
Tony Graziani 2008 121.1  
Dan Raudabaugh 2013 122.4

#### Passer Rating - Career

Matt D'Orazio 2008 131.3  
Dan Raudabaugh 2012-2013 121.5  
Tony Graziani 2005-08 111.9

#### Touchdowns-Game

Dan Raudabaugh 6/29/12 at TB 11  
Tony Graziani 3/1/08 vs ORL 9  
Ryan Vena 4x at IOW 4/30/11 8  
Matt D'Orazio 3/20/08 at LAA 8

#### Touchdowns - Season

Dan Raudabaugh 2012 115  
Dan Raudabaugh 2013 96  
Tony Graziani 2005 90

#### Touchdowns - Career

Tony Graziani 2004-08 225  
Dan Raudabaugh 2012-2013 211  
Matt D'Orazio 2008 72

#### Rush TDs – Game

Derrick Ross 6/2/12 vs. ORL 5  
Derrick Ross 6/8/13 vs NO 4  
Ryan Vena 6/25/11 vs. ARI 4  
Wes Ours 5/13/06 at GEO 4

#### Rush TDs - Season

Derrick Ross 2013 35  
Derrick Ross 2012 32  
Ryan Vena 2011 20

#### Rush TDs - Career

Derrick Ross 2012-2013 67  
Chris Ryan 2004-05 32  
Wes Ours 2005-08 23

#### Completions – Game

Matthew Sauk 2/11/06 at ORL 32  
Dan Raudabaugh 5/18/13 at CLE 31  
Dan Raudabaugh 2x last 6/8/13 vs NO 30

#### Completions – Season

Dan Raudabaugh 2013 390  
Dan Raudabaugh 2012 362  
Matt D'Orazio 2008 301

#### Completions – Career

Tony Graziani 2005-08 870  
Dan Raudabaugh 2012-2013 752  
Matt D'Orazio 2008 301

#### Completion Percentage – Season

Matt D'Orazio 2008 72.4  
Dan Raudabaugh 2013 68.1  
Dan Raudabaugh 2012 67.0

#### Completion Percentage – Career

Matt D'Orazio 2008 72.4  
Dan Raudabaugh 2012-2013 68

#### Had Intercepted - Game

Dan Raudabaugh 7/27/13 at SA 5  
Todd Hammel 5/8/04 vs LVG 4  
Ryan Vena 8x at DAL 7/2/11 3  
Leon Murray 5/14/07 vs NYD 3  
Juston Wood 4/30/07 at CHI 3  
Juston Wood 4/16/07 at DAL 3

#### Had Intercepted - Season

Ryan Vena 2011 22  
Dan Raudabaugh 2012 18  
Tony Graziani 2005 15

#### Had Intercepted - Career

Tony Graziani 2005-07 38  
Dan Raudabaugh 2012-2013 32  
Ryan Vena 2011 22

#### Receptions - Game

Donovan Morgan 3/11/11 at PIT 14  
Larry Brackins 5/02/08 at CLE 14  
Chris Jackson 4/05/08 at UTA 13  
Tiger Jones 2013 2x last 5/4/13 at CHI 13

#### Receptions – Season

Tiger Jones 2013 150  
Chris Jackson 2008 140  
Tiger Jones 2012 133  
Donovan Morgan 2011 121

#### Receptions – Career

Tiger Jones 2012-2013 283  
Sean Scott 2005-08 274  
Larry Brackins 2007-08, 11-12 224

## ALL TIME INDIVIDUAL RECORDS

### Rush Attempts - Game

Derrick Ross 5/27/12 vs. CLE 21  
Derrick Ross 4/7/12 at GEO 13  
Derrick Ross 7/22/12 vs. UTA 13  
Wes Ours 5/27/07 at AUS 1 3

### Rush Attempts - Season

Derrick Ross 2013 153  
Derrick Ross 2012 146  
Ryan Vena 2011 56

### Rush Attempts – Career

Derrick Ross 2012-2013 299  
Wes Ours 2005-08 116  
Chris Ryan 2004-05 106

### Receiving Yards - Game

Tiger Jones 6/29/12 at TB 204  
Charles Pauley 3/22/07 vs COL 202  
Donovan Morgan 6/29/12 at TB 191

### Receiving Yards - Season

Tiger Jones 2013 2121  
Tiger Jones 2012 2010  
Donovan Morgan 2011 1959  
Chris Jackson 2008 1719

### Receiving Yards - Career

Tiger Jones 2012-2013 4130  
Sean Scott 2004-08 3187  
Donovan Morgan 2011-12 2977  
Larry Brackins 2007-08, 11-12 2839

### Receiving TDs – Game

Tiger Jones 6/29/12 at TB 6  
Chris Jackson 3/20/08 at LAA 6  
Chris Jackson 6/07/08 at DAL 6  
Larry Brackins 6/9/07 at TAM 5  
Marcus Knight 3/26/05 vs GRR 5  
Sean Scott 3/6/05 vs NYD 5  
Donovan Morgan 6x last 3/11/11 5

### Receiving TDs - Season

Chris Jackson 2008 49  
Tiger Jones 2012 47  
Donovan Morgan 2011 37

### Receiving TDs - Career

Larry Brackins 2007-08, 11-13 90  
Tiger Jones 2012-2013 84  
Sean Scott 2004-08 64  
Donovan Morgan 2011-12 63

### Attempts – Game

Tony Graziani 5/22/05 vs DAL 51  
Dan Raudabaugh 4/20/13 at CLE 50  
Tony Graziani 3/25/06 at DAL 48  
Matthew Sauk 2/11/06 at ORL 48

### Attempts – Season

Dan Raudabaugh 2013 573  
Tony Graziani 2005 555  
Dan Raudabaugh 2012 540

### Attempts – Career

Tony Graziani 2005-08 1434  
Dan Raudabaugh 2012-2013 1113

### Rush Yards – Game

Derrick Ross 6/2/12 vs. ORL 84  
Derrick Ross 7/8/12 vs. SPO 83  
Derrick Ross 7/22/12 vs. UTA 81

### Rush Yards – Season

Derrick Ross 2012 645  
Derrick Ross 2013 506  
Matt D'Orazio 2008 227

### Rush Yards – Career

Derrick Ross 2012-2013 1151  
Wes Ours 2005-08 349  
Chris Ryan 2004-05 274  
Tony Graziani 2004-08 11230

### Yards – Game

Dan Raudabaugh 6/29/12 at TB 415  
Dan Raudabaugh 6/8/12 at MIL 379  
Dan Raudabaugh 5/5/12 vs. MIL 366

### Yards – Season

Dan Raudabaugh 2012 4790  
Dan Raudabaugh 2013 4699  
Tony Graziani 2005 4262

### Yards – Career

Tony Graziani 2004-08 11230  
Dan Raudabaugh 2012-2013 9489  
Ryan Vena 2011 3840

### Kickoff Returns - Game

Jeff Hughley 3/18/12 at NO 10  
Mike Brown 4/12/08 at SJS 10  
Keith Stokes 5/21/11 at CLE 9  
Steve Smith 2/27/05 vs DAL 8



## ALL TIME INDIVIDUAL RECORDS

## Kickoff Returns – Season

Jeff Hughley 2012 92  
Steve Smith 2005 74  
Keith Stokes 2011 66

## Kickoff Returns – Career

Mike Brown 2006-08 140  
Jeff Hughley 2012 92  
Steve Smith 2005-06 88

## Kickoff Return Yards – Game

Jeff Hughley 3/18/12 at NO 265  
Mike Brown 3/01/08 vs ORL 196  
Mike Brown 4/21/06 vs CMB 196

## Kickoff Return Yards - Season

Jeff Hughley 2012 1865  
Steve Smith 2005 1425  
Keith Stokes 2011 1200

## Kickoff Return Yards - Career

Mike Brown 2006-08, '11 3332  
Jeff Hughley 2012 1865  
Steve Smith 2005-06 1852

## MFG Returns – Game

Mike Brown 3/13/06 at KC 4  
Tyronne Jones 2/29/04 vs TAM 2  
Steve Smith 2/13/05 vs NAS 2

## MFG Returns - Season

Tyronne Jones 2004 8  
Mike Brown 2006 7  
Eddie Moten 2007 5  
Steve Smith 2005 5

## MFG Returns - Career

Mike Brown 2006-08, '11 10  
Tyronne Jones 2004-05 8  
Eddie Moten 2005-07 7

## MFG Return Yards - Game

Tyronne Jones 5/22/04 vs SJS 54  
Tyronne Jones 2/29/04 vs TAM 52  
Sean Scott 4/29/06 at NYD 41

## MFG Return Yards - Season

Tyronne Jones 2004 203  
Mike Brown 2006 135  
Steve Smith 2005 98

## MFG Return Yards - Career

Tyronne Jones 2004-05 203  
Mike Brown 2006-08, '11 185  
Steve Smith 2005-06 105

## All-Purpose Yards - Game

Jeff Hughley 3/18/12 at NO 360  
Charles Pauley 5/05/07 vs KCB 277  
Mike Brown 4/21/06 vs CMB 263

## All-Purpose Yards – Season

Steve Smith 2005 2961  
Jeff Hughley 2012 2885  
Charles Pauley 2007 2263

## All-Purpose Yards - Career

Mike Brown 2006-08, '11 4797  
Tiger Jones 2012-2013 4132  
Steve Smith 2005-06 3801

## PATs Made – Game

Connor Hughes 4/7/12 at GEO 12  
Connor Hughes 7/29/12 at TB 11  
Connor Hughes 6/2/12 vs. ORL 11  
Connor Hughes 3/01/08 vs ORL 11  
Todd France 5/21/07 vs NOV 10  
Connor Hughes 4/21/08 at CLB 10

## PATs Made – Season

Carlos Martinez 2013 126  
Connor Hughes 2008 123  
Todd France 2007 105  
Todd France 2006 95

## PATs Made – Career

Connor Hughes 2008, 2012 212  
Todd France 2006-07 200  
Carlos Martinez 2013 126

## PATs Attempted - Game

Connor Hughes 4/7/12 at GEO 12  
Connor Hughes 3/01/08 vs ORL 11  
Todd France 5/21/07 vs NOV 11  
Robbie Smith 4/30/11 at IOW 11  
Connor Hughes 4/21/08 at COL 10

## PATs Attempted - Season

Carlos Martinez 2013 140  
Connor Hughes 2008 136  
Todd France 2007 119  
Todd France 2006 103

## ALL TIME INDIVIDUAL RECORDS

## PATs Attempted – Career

Connor Hughes 2008,2012 234  
Todd France 2006-07 223  
Carlos Martinez 2013 140

## FGs Made – Game

Ken Hinsley 5/22/04 vs SJS 3  
Jon Striefsky 7/8/11 vs. CLE 2

## FGs Made – Season

Todd France 2006 14  
Ken Hinsley 2004 13  
Tim Seder 2005 6

## FGs Made – Career

Todd France 2006-2007 23  
Ken Hinsley 2004 13  
Derek Schorejs 2005 12

## FGs Attempted – Game

Ken Hinsley 5/22/04 vs SJS 5  
Ken Hinsley 2/15/04 vs DAL 4

## FGs Attempted – Season

Todd France 2006 33  
Ken Hinsley 2004 31  
Tim Seder 2005 16

## FGs Attempted - Career

Todd France 2006-2007 48  
Ken Hinsley 2004 31  
Tim Seder 2005 16

## Points Scored – Game

Donovan Morgan 3/11/11 at PIT 36  
Chris Jackson 6/07/08 at DAL 36  
Tiger Jones 6/29/12 at TB 36  
Derrick Ross 6/2/12 vs. ORL 30  
Marcus Knight 3/26/05 vs GRR 30

## Points Scored - Season

Chris Jackson 2008 300  
Tiger Jones 2012 282  
Derek Ross and Tiger Jones 2013 236  
Donovan Morgan 2011 228

## Points Scored - Career

Larry Brackins 2007-08, '11-13 560  
Tiger Jones 2012-2013 512  
Derrick Ross 458  
Sean Scott 2004-07 444  
Donovan Morgan 2011-12 390

## Total TDs Scored - Game

Donovan Morgan 3/11/11 at PIT 6  
Chris Jackson 6/07/08 at DAL 6  
Tiger Jones 6/29/12 at TB 6  
Derrick Ross 6/2/12 vs. ORL 5  
Marcus Knight 3/26/05 vs GRR 5

## Total TDs Scored - Season

Chris Jackson 2008 49  
Tiger Jones 2012 47  
Derek Ross and Tiger Jones 39  
Donovan Morgan 2011 38

## Total TDs Scored – Career

Larry Brackins 2007-08, '11-13 91  
Tiger Jones 2012-2013 86  
Derrick Ross 2012-2013 76  
Sean Scott 2004-07 74  
Donovan Morgan 2011-12 65

## Field Goal Made

Ken Hinsley 4/24/04 vs NYD 52  
Todd France 2/5/06 vs LAA 51  
Ken Hinsley 3/28/04 vs AUS 50

## Rushing Touchdown

Derrick Ross 4/6/13 at ORL 44  
Ryan Vena 4/9/11 at ORL 32  
Derrick Ross 6/2/12 vs. ORL 21  
Marlion Jackson 5/8/04 vs LVG 20

## Receiving Touchdowns

Keith Stokes 4/30/11 49  
Tyronne Jones 5/22/04 vs SJS 48  
Donovan Morgan 2x 3/11/11 at PIT 46

## Kickoff Returns for a Touchdown

Jeff Hughley 6/16/12 at JAX 58  
Keith Stokes 5/6/11 vs. JAX 57  
Mike Brown 4/12/08 at SJS 57

## Tackles - Game

Rayshaun Kizer 2013 12  
Eddie Moten 5/5/07 vs KCB 11.5  
DeAuntae Brown 4/24/04 vs NYD 11  
Kent Richardson 6/17/11 vs. TULI 10

## Tackles - Season

Eddie Moten 2006 104  
Joe Goosby 2012 96  
Eddie Moten 2008 93.5



## ALL TIME INDIVIDUAL RECORDS

### Tackles - Career

Eddie Moten 2005-08 358  
Mike Brown 2006-08, '11 216  
Joe Goosby 2012-2013 165.5  
Sean Scott 2004-08 137

### Interceptions - Game

Kent Richardson 4/14/12 vs. SJS 3  
Kent Richardson 6/16/12 at JAX 3  
Eddie Moten 4/28/08 vs DAL 3  
Eddie Moten 5/6/06 vs DAL 3

### Interceptions - Season

Kent Richardson 2012 14  
Eddie Moten 2006 13  
Rayshaun Kizer 2012 11

### Interceptions - Career

Eddie Moten 2005-08 32  
Mike Brown 2006-08, '11 23  
Rayshaun Kizer 2012-2013 19  
Kent Richardson 2011-12 15

### Sacks - Game

Brandon Perkins 7/8/11 vs. CLE 3.  
Brian Save 3/20/08 at LAA 2.5  
Calvin France 15x last 7/20/13 2  
Dustin Barno 5/27/11 vs. NOV 2

### Sacks - Season

Bryan Robinson 2013 11  
Bryan Robinson 2012 10  
Gabe Nyenhuis 2008 9.5  
Darrell Campbell 2011 9.0

### Sacks - Career

Bryan Robinson 2012-2013 21  
Dwayne Missouri 2004-06 18  
Gabe Nyenhuis 2007-08 12.5  
Bryan Robinson 2012 10

### Pass Breakups - Game

Eddie Moten 3/22/07 vs COL 7  
Eddie Moten 2/26/06 vs ORL 4  
Joseph Todd 5/1/04 vs COL 4

### Pass Breakups - Season

Rayshaun Kizer 2012 30  
Rayshaun Kizer 2013 25  
Eddie Moten 2007 24  
Eddie Moten 2008 23

### Pass Breakups - Career

Eddie Moten 2005-08 83  
Rayshaun Kizer 2012-2013 55  
Joseph Todd 2004-05 27

## ALL TIME ROSTER

### NAME POSITION YEAR

#### A

Adams, Terrell WR/DB 2004  
Alfonzo, DeJuan WR/LB 2011  
Allen, Ernest OL/DL 2006  
Allgood, Justin QB 2011  
Amoo, Anthony OL 2012  
Arp, Donovan OL/DL 2004-05  
Aumaitre, Nyere OL 2011-12

#### B

Barno, Dustin DL 2011-13  
Bell, Nate OL/DL 2004  
Bernstein, Matt FB 2007  
Blaszczczyk, Ryan OL/DL 2013  
Bibla, Martin OL 2007-08  
Bogle, Phil OL 2007-08  
Boone, Aaron WR/LB 2006  
Brackins, Larry WR 2007-08, 11-13  
Branch, Mario OL/DL 2005  
Bright, Anthony WR 2006  
Bright, Callahan DL 2011  
Broussard, Jamall WR 2008  
Browder, Nick QB 2004  
Brown, Chris WR/DB 2005  
Brown, Cyron OL/DL 2004-06  
Brown, DeAuntae DB 2004  
Brown, Marvin FB/LB 2005  
Brown, Morkeith DL 2013  
Brown, Melik FB/LB 2011-12  
Brown, Mike WR/DB 2006-08, 11  
Buford, Lemone OL 2013  
Burch, Koreen DB 2012  
Burt, E.J. OL/DL 2006

#### C

Caldwell, Cecil OL/DL 2006  
Campbell, Darrell DL 2011-12  
Carberry, Kevin DL 2008  
Carvalho, Brennen C 2012-13  
Cerami, Rudy DL 2013  
Chaisson, Kelvin OL 2007  
Chambers, Jackie WR 2013  
Clark, Damion WR 2013  
Clark, Devin OL 2012  
Claybrooks, Felipe DL 2007  
Clelland, Lance OL/DL 2004  
Cleveland, Justin OL/DL 2008  
Collins, Tyrone WR 2013  
Compton, Gary WR/LB 2004  
Cooper, Jesse DB 2012

#### C (continued)

Cowsette, Delbert DL 2007  
Crespina, Keita WR/DB 2004-05  
Curry, Clarence DB 2006

#### D

D'Orazio, Matt QB 2008  
Davis, Dan DL 2011  
Davis, Jason DL 2007  
Davis, Rod LB 2008  
Debose, Chauncey DL/LB 2103  
Dennis, DeShane WR/DB 2004  
Dickerson, Mondre OL/DL 2008  
DiMichele, Adam QB 2012  
Doster, Reggie DB 2006  
Dukes, Chad FB/LB 2006  
Duncan, Zipp OL/DL 2012  
Dunn, Anthony OL/DL 2008

#### E

Evans, Willie DL 2011

#### F

Fakalata, Sioeli OL/DL 2013  
Fance, Calvin LB/DL 2013  
Fitzgerald, Jeffrey OL/DL 2011-12  
France, Todd K 2006-07  
Frank, Chris FB/LB 2011-12

#### G

Gachette, Steven QB 2013  
Gaines, Kevin DB 2006-07  
Garnett, Winfield OL/DL 2004-05  
Gardner, Drew DB 2011-12  
Gauntt, Glen QB 2008  
Gause, George DL 2008  
Gilmartin, Mike OL/DL 2011  
Gohlstin, Eric OL/DL 2004-05  
Gonzalez, Steve WR 2007  
Goosby, Joe WR/LB 2012-13  
Gordon, Marcus OL 2013  
Graham, Derin WR/DB 2004  
Graziani, Tony QB 2005-08

#### H

Haag, Nick LB/DL 2013  
Hamilton, Remy K 2012  
Hammel, Todd QB 2004  
Harris, Johnnie DB 2007  
Harrison, David OL 2011  
Harrison, Michael OL/DL 2004  
Hayes, Jerome OL/DL 2011-12





## ALL TIME ROSTER

## H (continued)

Henderson, Kenny WR 2008  
 Hewitt, Matt DB 2011  
 Hinsley, Ken K 2004  
 Hobbs, Jacob OL/DL 2011  
 Hodges, Jeff DB 2013  
 Hoggard, Alfonso WR 2012  
 Holman, Jason OL/DL 2013  
 Holmes, Brent WR 2008  
 Holstrom, Ryne OL 2011  
 Hughes, Connor K 2008  
 Hughley, Jeff WR 2012  
 Hurst, Tyron DL 2013

## J

Jackson, Chris WR 2008  
 Jackson, Joe OL/DL 2004  
 Jackson, Marlon FB/LB 2004-05  
 James, Jerrain WR/LB 2007  
 Jehovah, Tramaine OL/DL 2011  
 Jenkins, Jacobi DB 2013  
 Johnson, Brandon DL 2013  
 Johnson, C.J. WR 2007  
 Johnson, Christian OL/DL 2012-13  
 Johnson, Tom DL 2008  
 Jones, Anthony "Tiger" WR 2012-13  
 Jones, J'Sharlon WR/DB 2004  
 Jones, Jason OL 2013  
 Jones, Tyrone WR 2004-05

## K

Keefe, Rob DB 2008  
 Klein, Don OL/DL 2006  
 Kirsch, Brandon QB 2011  
 Kizer, Rayshaun DB 2012-2013

## L

Lacey, V'Keon  
 Langley, T.J. DL 2012  
 Layne, George FB 2007  
 Leggett, Maurice DB 2013  
 Levciik, Tim QB 2004-05  
 Lewis, Cornelius OL 2011  
 Little, Raymond DB 2013

## M

Mabry, Mike C/DL 2006-08  
 Malone, Antonio DB 2011  
 Mance, Brian DB 2007-08  
 Mathis, Andre LB/DL 2013  
 Martin, Chris DB 2011  
 Martinez, Carlos K 2013

## M (continued)

Mayfield, Corey OL/DL 2004  
 Maynor, Connell QB 2006  
 McBroom, Troy WR 2012  
 McDaniel, Ryan WR 2013  
 McDonald, Travis FB/LB 2004  
 McKelvey, J.J. WR/LB 2006-07  
 McLain, C.J. FB/LB 2004  
 McMackin, Rob OL 2011  
 Milanese, Rob WR/DB 2005-06  
 Miller, Arnold OL/DL 2005  
 Missouri, Dwayne DL 2004-07  
 Moore, Lamont WR/DB 2006  
 Morgan, Donovan WR 2011-12  
 Mosley, Jordan OL/DL 2013  
 Moten, Eddie DB 2005-08  
 Murray, Leon QB 2007

## N

Nelson, Colin DB 2012  
 Nemeth, EJ QB 2012  
 Newton, Syvelle WR/DB 2011  
 Nsekhe, Ty OL 2011  
 Nyenhuis, Gabe DL 2007-08

## O

Orr, Raheem FB/LB 2006-08  
 Ours, Wes FB/LB 2005-08

## P

Paramoure, Reggie DL 2012  
 Pauley, Charles WR 2007  
 Pegues, Derek DB 2011  
 Perkins, Brandon LB 2011-13  
 Pettigrew, Darius DB 2013  
 Phillips, Pernel DL 2013  
 Porter, Ryan QB 2013  
 Powell, Robbie OL 2011  
 Pray, Bryan WR/KR 2013  
 Price, Idris LB 2007

## R

Raudabaugh, Dan QB 2012-13  
 Richardson, David DB 2013  
 Richardson, Kent WR/DB 2011-12  
 Rivera, Antoine WR 2011  
 Robinson, Alvan WR/KR 2013  
 Robinson, Armand WR 2013  
 Robinson, Bryan OL/DL 2012-13  
 Robinson, Michaeux DB 2012  
 Robinson, Michael DL 2013  
 Romain, James DB 2013

## ALL TIME ROSTER

Roundtree, Durrand DL 2008  
 Ross, Daniel FB  
 Ross, Derrick FB/LB 2012-13  
 Ross, Ricky WR/DB 2004  
 Ryan, Chris FB/LB 2004-05

## S

Sammons, Emery WR 2012  
 Sauk, Matthew QB 2006  
 Save, Bryan DL 2007-08  
 Schorejs, Derek K 2005  
 Scott, Lawon DL 2013  
 Scott, Patrick OL/DL 2004  
 Scott, Sean WR/LB 2004-08  
 Seder, Tim K 2005  
 Seaton, Travis WR/DB 2004  
 Shaw, Terrill WR/DB 2004-05  
 Small, Darnell FB/LB 2006  
 Smith, Adam OL 2013  
 Smith, Clifton FB/LB 2008, 2012  
 Smith, Robbie K 2011  
 Smith, Steve WR 2005-06  
 Solomon, Kenneth WR/LB 2004  
 Stevenson, LaRico DB 2012-13  
 Stoerner, Clint QB 2007  
 Stokes, Keith WR/KR 2011  
 Striefsky, Jon DB 2011

## T

Thompson, Arkee WR/DB 2005  
 Thompson, Dominique WR 2011  
 Thurman, Andrae WR 2013  
 Tivis, Neil OL 2013  
 Todd, Joe WR/DB 2004-05  
 Townson, Jason OL 2013

## V

Varner, Tanner DB 2011-12  
 Vena, Ryan QB 2011  
 Vines, Scottie WR 2007

## W

Wallace, Jamal DB 2005  
 Ward, Michael FB/LB 2011  
 Warren, Justin DL 2012  
 Watts, Darius WR 2008  
 Webb, Dee DB 2008  
 White, Cornelius WR/DB 2006  
 Whitehurst, Kyle 2013  
 Whitley, Darnell OL/DL 2011  
 Williams, Aric DB 2007  
 Williams, LeMoriell WR/DB 2011

## W (continued)

Wood, Juston QB 2007  
 Y  
 Young, Justin DL 2013



## ALL TIME TEAM RECORDS

## HIGHS

## First Downs - Game

30 6/08/12 at MIL  
29 4/21/08 at CLB  
29 3/25/06 at DAL

## First Downs Allowed - Game

31 4/30/11 at IOW  
28 3X 6/25/11 vs. ARI  
27 5/8/12 at NO

## Most First Downs - Both Teams

53 5/12/08 PHI (25) at GEO (28)  
52 4/30/11 PHI (21) at IOW (31)  
51 5/27/07 PHI (28) at AUS (23)

## Most First Downs - Season

396 2012  
358 2008  
353 2011

## Total Yards - Game

415 6/29/12 at TB  
411 5/5/12 vs. MIL  
408 4/7/12 at GAF

## Total Yards Allowed - Game

399 4/30/11 at IOW  
398 4/21/08 at CLB  
386 3/29/08 vs. TAM

## Rush Yards - Game

113 4/28/08 vs. DAL  
96 6/2/12 vs. ORL  
95 7/8/12 vs. SPO

## Rush Yards Allowed - Game

103 3/26/05 vs. GRR  
80 2/27/05 vs. DAL  
71 4/30/05 vs. ORL

## Rush Yards - Both Teams

163 4/28/08 DAL (50) vs. PHI (113)  
157 6/2/12 ORL (61) vs. PHI (96)  
119 5/27/07 PHI (95) at AUS (24)

## Rush Yards - Season

796 2012  
461 2006  
456 2008

## Rush Yards Allowed - Season

477 2012  
382 2008  
296 2004

## Pass Yards - Game

408 7/29/12 at TB  
367 5/1/04 vs. COL  
366 5/5/12 vs. MIL

## Pass Yards Allowed - Game

384 4/21/08 at CLB  
382 4/30/11 at IOW  
356 5/5/07 vs. KCB

## Touchdowns - Season

177 2012  
140 2008  
126 2007

## Touchdowns Allowed - Season

133 2012  
121 2005  
116 2008

## Pass Touchdowns - Game

11 7/29/12 at TB  
9 4/21/08 at CLB  
9 3/1/08 vs. ORL

## Pass Touchdowns Allowed - Game

9 4/1/12 vs. CLE  
9 4/30/11 at IOW

## Pass Touchdowns - Both Teams

17 2x 4/30/11 PHL (8) at IOW (9)  
16 4/21/08 PHI (9) at CLB (7)  
16 7/29/12 PHI (11) at TB (5)

## Pass Touchdowns - Season

119 2012  
103 2008  
90 2007

## ALL TIME TEAM RECORDS

## Pass Touchdowns Allowed - Season

88 2007  
88 2005  
87 2011

## Rush Touchdowns - Game

6 6/25/11 vs. ARI  
6 5/13/06 at GEO

## Rush Touchdowns Allowed - Game

6 3/7/04 vs. CHI  
4 11x last 7/29/12 at TB

## Rush Touchdowns - Both Teams

9 3/3/04 CHI (6) vs. PHI (3)  
8 5/13/06 PHI (6) at GEO (2)  
7 4x last 4/20/12 TB (3) vs. PHI (4)

## Rush Touchdowns - Season

41 2012  
31 2011  
31 2006

## Rush Touchdowns Allowed - Season

33 2008  
32 3x last 2011  
25 2012

## Sacks For - Game

7 7/8/11 vs. CLE  
5 4/3/05 vs. CMB  
4 5x last 4/7/12 vs. GAF

## Sacks Against - Game

5 4/15/11 vs. TBY  
4 3/20/08 at LAA  
3 3x last 3/29/08 vs. TAM  
Most Points Allowed - Game  
79 7/29/12 at TB  
77 4/10/05 vs. COL  
77 5/22/05 vs. DAL

## Most Points Scored - Both Teams

162 7/29/12 PHI (83) at TB (79)  
143 3/23/12 PHI (84) at PIT (59)  
142 5/27/07 PHI (76) at AUS (66)

## Most Points Scored - Season

1228 2012  
992 2008  
914 2011

## Most Points Allowed - Season

969 2011  
919 2012  
835 2007

## Most Points Scored in 1st Quarter

24 5/27/07 at AUS  
23 1/30/05 at AUS  
21 5x 7/8/12 vs SPO

## Most Points Scored in 2nd Quarter

35 3/13/06 at KCB  
35 4/7/12 at GAF  
34 5/27/11 vs. NOV

## Most Points Scored in 3rd Quarter

27 2/19/06 vs. NYD  
23 5/17/08 vs. CLB  
23 5/21/07 vs. NOV

## Most Points Scored in 4th Quarter

34 4/28/12 at ORL  
34 4/22/11 at SJS  
30 4/12/2008 at SJS

## Most Points Scored in 1st Half

56 4/7/12 at GA  
48 4/20/12 vs TB  
47 5/27/07 at AUS

## Most Points Scored in 2nd Half

44 4/12/08 at SJS  
44 3/22/07 at COL  
43 3/23/12 at PIT

## Most Pts in 1st Half - Both Teams

89 5/27/07 PHI (47) at AUS (42)  
84 4/7/12 PHI (56) at GAF (28)  
83 5/14/07 NYD (48) vs. PHI (35)

## Most Pts in 2nd Half - Both Teams

84 6/29/12 PHI (42) at TB (42)  
78 4/22/11 PHI (41) at SJS (37)  
77 3/18/12 PHI (35) at NO (42)



## ALL TIME TEAM RECORDS

## Pass Yards - Both Teams

710 6/29/12 PHI (408) at TB (302)  
 699 4/30/11 PHI (317) at IOW (382)  
 671 4/21/08 PHI (287) at CLB (384)

## Total Plays – Game

66 2/11/06 at ORL  
 58 3/25/06 at DAL  
 58 4/9/06 vs. CHI

## Total Plays Against - Game

60 4/3/05 vs. CMB  
 58 2/13/05 vs. NAS  
 58 4/21/06 vs. CMB

## Pass Attempts - Game

51 5/22/05 vs. DAL  
 49 4/16/07 vs. DAL  
 48 3x last 5/14/07 vs. NYD

## Pass Attempts Against - Game

48 3/15/07 at GRR  
 48 7/8/12 vs. SPO  
 47 3/22/07 vs. COL

## Pass Attempts - Both Teams

90 4/16/07 PHI (49) at DAL (41)  
 89 6/21/07 ORL (47) vs. PHI (42)  
 88 4/14/12 SJS (41) vs. PHI (47)

## Pass Attempts - Season

606 2011  
 576 2012  
 569 2008

## Pass Attempts Against - Season

686 2012  
 640 2011  
 622 2007

## Completions - Game

32 2/11/06 at ORL  
 31 5/2/08 at CLE  
 30 5/18/12 at SPO

## Completions Against - Game

36 5/5/07 vs. KCB  
 33 4/30/11 at IOW

## Completions - Both Teams

57 5/5/07 vs. KCB  
 56 3x last 5/12/08 PHI (28) at GEO (28)

## Completions - Season

397 2008  
 383 2012  
 370 2011

## Completions Against - Season

414 2011  
 383 2012  
 382 2007

## Rushes – Game

23 5/27/12 at CLE  
 20 4/28/08 vs. DAL  
 19 3/13/06 at KCB

## Sacks - Both Teams

8 7/8/11 PHI (7) vs. CLE (1)  
 7 4/15/11 PHI (2) vs. TBY (5)

## Sacks - Season

33 2012  
 29 2011  
 20 2006

## Sacks Against - Season

30 2011  
 23 2008  
 11 2005

## Penalty Yards - Game

120 5/1/04 vs. COL  
 110 6/10/11 at SPO  
 106 3/26/05 vs. GRR

## Penalty Yards - Season

909 2011  
 876 2012  
 834 2007

## LOWS

First Downs - Game  
 11 3/18/06 at CMB  
 12 5/21/07  
 13 2/29/04 vs. TAM

## ALL TIME TEAM RECORDS

## First Downs Allowed - Game

8 5/27/13 at CLE  
 11 7/8/11 vs. CLE

## First Downs - Both Teams

29 4/23/07 PHI (15) at CMB (14)  
 29 3/18/06 PHI (11) at CMB (18)  
 30 5/27/12 PHI (22) at CLE (8)

## First Downs - Season

274 2006  
 309 2004  
 318 2007

## First Downs Allowed - Season

284 2004  
 297 2006  
 317 2005

## Total Yards - Game

119 5/5/07 vs. NOV  
 169 4/24/05 vs. NYD  
 176 5/15/04 vs. CAR

## Total Yards Allowed - Game

147 5/27/11 vs. NOV  
 160 6/16/12 at JAX  
 171 5/27/12 vs. CLE

## POINTS HIGH/LOW

Fewest Points Scored - Game  
 20 3/18/06 at CMB  
 21 4/23/07 at CMB  
 26 3/11/05 vs. SJS

## Largest Margin of Victory

50 4/7/12 GAF (42) vs. PHI (92)  
 44 5/21/07 NVD (34) vs. PHI (78)  
 37 3/20/08 PHI (71) at LAA (34)

## TURNOVERS

## Most Fumbles - Game

5 4/29/06 at NYD  
 4 3/22/07 vs. COL  
 3 8x last 5/27/12 at CLE

## Most Fumbles - Season

26 2x last 2011  
 24 2006  
 22 2x last 2008

## Most Fumbles Lost - Game

4 4/29/06 at NYD  
 3 3x last 3/18/11 at CHI

## Most Fumbles Lost - Season

19 2007  
 18 2012  
 17 2011

## Most Fumbles - Both Teams in Game

9 5/2/08 PHI (7) at CLE (2)  
 8 4/3/05 PHI (2) at CMB (6)  
 7 2x last 5/27/12 PHI (4) at CLE (3)

## Most Interceptions - Game

4 6x last 7/8/12 vs. SPO

## Most Interceptions -Season

34 2012  
 26 2006  
 22 2011

## Most Interceptions Against - Game

4 3/18/11 at CHI  
 4 5/14/07 vs. NYD  
 4 5/8/04 vs. LVG

## Most Interceptions Against -Season

22 2011  
 21 2004  
 20 2x last 2012

## Most Interceptions - Both Teams

7 5/12/12 JAX (3) vs. PHI (4)  
 6 5/6/06 DAL (4) vs. PHI (2)

## Rushes Against - Game

19 3/26/05 vs. GRR  
 18 3/18/11 at CHI  
 18 3/5/06 at LVG



## ALL TIME TEAM RECORDS

## Rushes - Both Teams

29 3/13/06 PHI (19) at KCB (10)  
 28 5/12/08 PHI (13) at GEO (15)  
 28 4/28/08 DAL (8) vs. PHI (20)

## Rushes - Season

191 2012  
 176 2006  
 134 2008

## Rushes Against - Season

139 2012  
 138 2011  
 133 2004

## Penalties Against - Game

16 3/25/06 at DAL  
 13 4x last 6/17/11 at TUL

## Penalties Against - Season

153 2011  
 142 2007  
 139 2012

## Kick Return Yards

265 3/18/12 at NO  
 217 4/21/06 vs. CMB  
 199 5/8/04 vs. LVG

## Kick Return Yards Allowed

241 4/29/06 at NYD  
 214 4/7/12 at GA  
 201 4/28/12 at ORL

## MFG Return Yards

103 3/13/06 at KCB  
 54 5/22/04 vs. SJS  
 52 2/29/04 vs. TAM

## MFG Return Yards Allowed

93 4/9/06 vs. CHI  
 89 4/22/11 at SJ  
 63 2/15/04 vs. DAL

## Touchdowns Scored - Game

12 6/29/12 at TB  
 12 4/20/12 vs. TB  
 11 3x last 3/23/12 at PIT

## Touchdowns Allowed - Game

11 4/30/11 at IOW  
 11 3/1/08 vs. ORL  
 11 2/19/06 vs. NYD

## Touchdowns Scored - Both Teams

22 4/29/12 PHI (12) at TB (10)  
 20 2/19/06 NYD (9) vs. PHI (11)  
 20 5/22/05 PHI (9) at DAL (11)

## Fewest Points Allowed - Game

21 7/8/11 vs. CLE  
 27 6/16/12 at JAX  
 28 4/28/08 vs. DAL

## Fewest Points Scored - Both Teams

65 4/23/07 PHI (21) at CMB (44)  
 73 3/21/04 COL (40) vs. PHI (33)  
 73 3/18/06 PHI (20) at CMB (53)

## Fewest Points Scored Season

737 2004  
 744 2006  
 825 2005

## Fewest Points Allowed - Season

700 2006  
 796 2004  
 810 2008

## Fewest Points Scored in 1st Quarter

0 6X last 4/14/12 vs. SJS  
 0 4x last 4/12/08 at SJS

## Fewest Points Scored in 2nd Quarter

3 2/29/04 at TAM  
 3 4/24/05 at NYD  
 3 3/18/06 at CMB

## Fewest Points Scored in 3rd Quarter

0 6x last 5/6/11 vs. JAX  
 0 5x last 3/25/06 at DAL

## Fewest Points Scored in 4th Quarter

0 3/11/05 at SJS  
 0 3/18/06 at CMB  
 3 3x last 3/13/06 at KCB

## ALL TIME TEAM RECORDS

## Fewest Points Scored in 1st Half

10 4/23/07 at CMB  
 10 2/29/04 at TAM  
 14 5/18/12 at SPO

## Fewest Points Scored in 2nd Half

6 3/13/06 at KCB  
 7 3/11/05 at SJS  
 7 3/18/06 at CMB

## Fewest Pts in 1st Half - Both Teams

27 2/8/04 NOV (13) vs. PHI (14)  
 30 2/21/04 PHI (10) at TAM (20)  
 30 4/23/07 PHI (10) at CMB (20)

## Fewest Pts in 2nd Half - Both Teams

24 3/11/05 PHI (7) at SJS (17)  
 24 3/13/06 PHI (6) at KCB (12)  
 34 3x last 7/8/12 SPO (14) at PHI (20)

## Most Points Scored - Game

92 4/7/12 at GA  
 84 3/23/12 at PIT  
 83 2x last 6/29/12 at TB

## ALL TIME COACHING

COACH	SEASONS	REGULAR SEASON	POST SEASON	ARENABOWL
Michael Trigg	2004-05	7-14	0-0	
James Fuller	2005	4-7	0-0	
Brett Munsey	2006-08	30-18	5-2	Won ArenaBowl XXII
Mike Hohensee	2011	6-12	0-0	
Doug Plank	2012	15-3	2-1	Lost ArenaBowl XXV
Clint Dolezel	2013	12-6	2-1	Lost ArenaBowl XXVI





**RAYSHAUN KIZER**  
**DEFENSIVE BACK**

**PHILADELPHIA SOUL**

**ARENA FOOTBALL LEAGUE**



**COMMISSIONER JERRY B. KURZ**

Jerry B. Kurz returns for his 28th season of Arena Football and fifth season as the AFL's Commissioner. Out-tenured only by the creator of Arena Football, Jim Foster, Kurz has dedicated his life to furthering the sport with a strong business ethic and core values meant to bring the highest quality product to the ever-growing fan base of Arena Football fans.

In his time as the president of the af2, the League saw extensive growth in small-to-midsized markets, building an extremely dedicated fan base across the country. That foundation helped to fuel the return of the Arena Football League in 2010 after a year on hiatus due to financial instability. Kurz and a group of enthusiastic investors arranged the acquisition of the AFL's assets in bankruptcy court in late 2009 and revived the League in early 2010, fulfilling the promise that Arena Football would be played in 2010. Kurz has also served as the AFL's Vice President of International Development, where he was in charge of the League's international exposure. During his tenure, he was responsible for administering the H3 Visa program, allowing international players to play for AFL teams stateside. He also arranged and executed all internationally played games for the Arena Football League.

Arena Football isn't Kurz's only claim to fame. He is also a founding member of Gridiron Enterprises, Inc., a sports consulting firm based out of Chicago. Gridiron Enterprises, consisting of Kurz, Foster and attorney William Niro, is the original founder of the AFL. Kurz has been a player, coach, general manager and owner during his lifelong involvement with the game of football. He is also a member of four football Halls of Fame, including membership in the first class of the Arena Football Hall of Fame as well as membership in the arenafootball2 Hall of Fame.

Kurz attended the University of Oklahoma as an undergraduate and later earned his Juris Doctor Degree at Northern Illinois. Kurz is a licensed attorney in Illinois and operated a law firm with his wife, Kathryn Hall, for 20 years. Jerry and his wife, Kathryn, have one son named Matthew, who currently serves as the Director of Player Personnel for the AFL.



**ARENA FOOTBALL LEAGUE**

**2014 MEDIA GUIDE**



# 2014 ARENA FOOTBALL LEAGUE SCHEDULE

Week 1  
March 14  
New Orleans at Tampa Bay - 7:30 PM  
March 15  
Cleveland at Pittsburgh - 5:00 PM  
Los Angeles at San Antonio - 8:00 PM  
Philadelphia at Arizona - 9:00 PM  
Iowa at Spokane - 10:00 PM  
March 16  
Jacksonville at Orlando - 4:00 PM  
March 17  
San Jose at Portland - 10:00 PM

Week 2  
March 21  
Los Angeles at Orlando - 7:30 PM  
Tampa Bay at San Antonio - 8:30 PM  
March 23  
Spokane at Arizona - 6:30 PM  
Philadelphia at San Jose - 8:00 PM  
March 24  
Iowa at Portland - 10:00 PM

Week 3  
March 29  
San Jose at Pittsburgh - 5:00 PM  
Orlando at Tampa Bay - 7:00 PM  
San Antonio at Jacksonville - 7:00 PM  
Cleveland at New Orleans - 8:00 PM

Week 4  
April 03  
Orlando at New Orleans - 8:30 PM  
April 04  
Iowa at Cleveland - 7:30 PM  
Philadelphia at Tampa Bay - 7:30 PM  
Pittsburgh at San Antonio - 8:30 PM  
Spokane at San Jose - 10:30 PM  
April 05  
Jacksonville at Arizona - 9:00 PM  
Portland at Los Angeles - 10:00 PM

Week 5  
April 10  
Philadelphia at Orlando - 7:30 PM  
April 11  
New Orleans at Pittsburgh - 7:00 PM  
Tampa Bay at Jacksonville - 8:00 PM  
April 12  
San Antonio at Iowa - 8:05 PM  
Cleveland at Los Angeles - 10:00 PM  
Portland at Spokane - 10:00 PM  
Arizona at San Jose - 10:30 PM

Week 6  
April 18  
San Antonio at New Orleans - 8:30 PM  
San Jose at Portland - 10:00 PM  
April 19  
Jacksonville at Philadelphia - 6:00 PM  
Tampa Bay at Orlando - 7:30 PM  
Los Angeles at Iowa - 8:05 PM  
Pittsburgh at Arizona - 9:00 PM  
Cleveland at Spokane - 10:00 PM

Week 7  
April 26  
Pittsburgh at Cleveland - 7:00 PM  
Portland at Jacksonville - 7:00 PM  
New Orleans at Orlando - 7:30 PM  
Spokane at Tampa Bay - 7:30 PM  
San Antonio at Arizona - 9:00 PM  
San Jose at Los Angeles - 10:00 PM  
April 27  
Iowa at Philadelphia - 4:00 PM

Week 8  
May 03  
Arizona at Jacksonville - 7:00 PM  
Philadelphia at Pittsburgh - 7:00 PM  
Portland at Tampa Bay - 7:30 PM  
Iowa at San Antonio - 8:00 PM  
Orlando at San Jose - 10:30 PM  
May 04  
Spokane at Los Angeles - 7:00 PM

Week 9  
May 09  
Pittsburgh at Spokane - 10:00 PM  
May 10  
New Orleans at Philadelphia - 6:00 PM  
Los Angeles at Cleveland - 7:00 PM  
Jacksonville at Iowa - 8:05 PM  
Arizona at Portland - 10:00 PM

Week 10  
May 17  
Los Angeles at Pittsburgh - 6:00 PM  
Tampa Bay at Philadelphia - 6:00 PM  
Orlando at Jacksonville - 7:00 PM  
New Orleans at San Antonio - 8:00 PM  
Cleveland at Iowa - 8:05 PM  
Portland at San Jose - 10:30 PM  
May 18  
Spokane at Arizona - 9:00 PM

Week 11  
May 22  
San Antonio at Portland - 10:00 PM  
May 23  
Philadelphia at Cleveland - 7:00 PM  
San Jose at Spokane - 10:00 PM  
May 24  
Jacksonville at Tampa Bay - 7:30 PM  
Pittsburgh at Orlando - 7:30 PM  
Iowa at New Orleans - 8:00 PM  
May 25  
Arizona at Los Angeles - 8:00 PM

Week 12  
May 30  
Tampa Bay at New Orleans - 8:30 PM  
Portland at Spokane - 10:00 PM  
May 31  
Cleveland at Pittsburgh - 5:00 PM  
Orlando at Iowa - 8:05 PM  
San Jose at Arizona - 9:30 PM  
June 01  
San Antonio at Philadelphia - 5:00 PM

Week 13  
June 06  
Arizona at Portland - 10:00 PM  
June 07  
New Orleans at Pittsburgh - 5:00 PM  
Philadelphia at Tampa Bay - 5:00 PM  
Spokane at Jacksonville - 7:00 PM  
Iowa at Cleveland - 8:00 PM  
Orlando at San Antonio - 8:00 PM  
Los Angeles at San Jose - 10:30 PM

Week 14  
June 12  
Jacksonville at Orlando - 7:30 PM  
June 14  
Pittsburgh at Philadelphia - 6:00 PM  
New Orleans at Cleveland - 7:00 PM  
Arizona at San Antonio - 8:00 PM  
Tampa Bay at Iowa - 8:05 PM  
Portland at Los Angeles - 10:00 PM  
Spokane at San Jose - 10:30 PM

Week 15  
June 20  
Iowa at Pittsburgh - 7:00 PM  
San Antonio at Spokane - 10:00 PM  
June 21  
Cleveland at Philadelphia - 6:00 PM  
Orlando at Tampa Bay - 7:30 PM  
Jacksonville at New Orleans - 8:00 PM  
Los Angeles at Arizona - 9:00 PM

Week 16  
June 26  
New Orleans at Portland - 10:00 PM  
June 27  
Tampa Bay at Cleveland - 7:00 PM  
Arizona at San Jose - 10:30 PM  
June 28  
Pittsburgh at Jacksonville - 7:00 PM  
Philadelphia at Iowa - 8:05 PM  
Spokane at Los Angeles - 10:00 PM

Week 17  
July 05  
Portland at Cleveland - 6:00 PM  
July 06  
Jacksonville at San Antonio - 4:00 PM  
Orlando at Philadelphia - 4:00 PM  
San Jose at Los Angeles - 8:00 PM  
July 07  
Pittsburgh at New Orleans - 8:30 PM

Week 18  
July 10  
Iowa at Orlando - 7:30 PM  
July 11  
Tampa Bay at San Jose - 10:30 PM  
July 12  
Cleveland at San Antonio - 8:00 PM  
Arizona at Spokane - 10:00 PM  
Los Angeles at Portland - 10:30 PM  
July 14  
New Orleans at Jacksonville - 8:00 PM

Week 19  
July 19  
Jacksonville at Cleveland - 7:00 PM  
Orlando at New Orleans - 8:00 PM  
Pittsburgh at Iowa - 8:05 PM  
San Antonio at Los Angeles - 10:00 PM  
July 20  
San Jose at Philadelphia - 4:00 PM  
Portland at Arizona - 6:00 PM  
July 21  
Tampa Bay at Spokane - 8:30 PM

Week 20  
July 26  
Philadelphia at Pittsburgh - 5:00 PM  
Arizona at Orlando - 7:00 PM  
Los Angeles at Jacksonville - 7:00 PM  
Cleveland at Tampa Bay - 7:30 PM  
San Antonio at New Orleans - 8:00 PM  
San Jose at Iowa - 8:05 PM  
Spokane at Portland - 10:00 PM

ALL TIMES EASTERN  
SCHEDULE SUBJECT TO CHANGE

# 2014 CBS SPORTS NETWORK SCHEDULE

DATE	TIME (ET)	GAME	
Mon, Mar 17	10:00 PM	San Jose at Portland	
Sun, Mar 23	6:30 PM	Spokane at Arizona	
Sat, Mar 29	7:00 PM	Orlando at Tampa Bay	
Sat, Apr 5	10:00 PM	Portland at Los Angeles	
Fri, Apr 11	7:00 PM	New Orleans at Pittsburgh	
Sat, Apr 19	8:00 PM	Los Angeles at Iowa	
Sat, Apr 26	7:30 PM	Spokane at Tampa Bay	
Sat, May 3	7:00 PM	Arizona at Jacksonville	
Sat, May 10	6:00 PM	New Orleans at Philadelphia	
Sat, May 17	6:00 PM	Los Angeles at Pittsburgh	
Sat, May 24	7:30 PM	Jacksonville at Tampa Bay	
Sat, June 7	8:00 PM	Iowa at Cleveland	
Sat, June 14	10:30 PM	Spokane at San Jose	
Sat, June 21	6:00 PM	Cleveland at Philadelphia	
Sat, June 28	7:00 PM	Pittsburgh at Jacksonville	
Sat, July 5	6:00 PM	Portland at Cleveland	
Sat, July 12	10:00 PM	Arizona at Spokane	
Sat, July 19	10:00 PM	San Antonio at Los Angeles	
Sat, July 26	7:00 PM	Arizona at Orlando	

# 2014 ESPN BROADCAST SCHEDULE

DATE	TIME (ET)	GAME	NETWORKS
Sun, Apr 27	4:00 PM	Iowa at Philadelphia	
Sun, May 4	7:00 PM	Spokane at Los Angeles	
Sat, May 17	10:00 PM	Portland at San Jose	
Sun, June 1	5:00 PM	San Antonio at Philadelphia	
Sat, June 7	5:00 PM	Philadelphia at Tampa Bay	
Sat, June 28	10:00 PM	Spokane at Los Angeles	
Mon, July 7	8:30 PM	Pittsburgh at New Orleans	
Mon, July 14	8:00 PM	New Orleans at Jacksonville	
Mon, July 21	8:30 PM	Tampa Bay at Spokane	
Sun, Aug 10	8:00 PM	Conference Championship	
Sat, Aug 23	8:00 PM	ArenaBowl XXVII	





**Commissioner**  
**Jerry B. Kurz**  
**[jkurz@arenafootball.com](mailto:jkurz@arenafootball.com)**

Vice President	Christie Cook	<a href="mailto:ccook@arenafootball.com">ccook@arenafootball.com</a>
Senior Vice President of Communications	Anthony Herron	<a href="mailto:aherron@arenafootball.com">aherron@arenafootball.com</a>
Director of Communications	BJ Pickard	<a href="mailto:bjpickard@arenafootball.com">bjpickard@arenafootball.com</a>
Senior Manager of Media and Team Operations	Mallory Treleaven	<a href="mailto:mtreleaven@arenafootball.com">mtreleaven@arenafootball.com</a>
Senior Director of Football Operations	Joe Kleinsmith	<a href="mailto:jkleinsmith@arenafootball.com">jkleinsmith@arenafootball.com</a>
Director of Player Personnel	Matt Kurz	<a href="mailto:mkurz@arenafootball.com">mkurz@arenafootball.com</a>
Director of Accounting	Krity Durst	<a href="mailto:kdurst@arenafootball.com">kdurst@arenafootball.com</a>
Staff Accountant	Candice Hall	<a href="mailto:chall@arenafootball.com">chall@arenafootball.com</a>
Staff Attorney	Wesley Friedman	<a href="mailto:wfriedman@arenafootball.com">wfriedman@arenafootball.com</a>
Senior Vice President, Corporate Sponsorships	Adam Robbins	<a href="mailto:arobbins@arenafootball.com">arobbins@arenafootball.com</a>
Coordinator of Partnership Activation	Courtney Brooks	<a href="mailto:cbrooks@arenafootball.com">cbrooks@arenafootball.com</a>



**MISSION STATEMENT**

"To serve our community with pride and passion as a quality example of individual and team excellence on the field, in the office, at the arena and within the community by consistently exceeding our customers' expectations by demonstrating the highest character, appreciation and respect for our game, customers, teammates and partners as a cost-effective and visionary organization providing a total entertainment experience."

**FANS' BILL OF RIGHTS**

In furtherance of our Mission Statement, we, the players, coaches, officials, staff and owners of the AFL are thankful to the Fans that we serve, appreciate their support and dedicate ourselves collectively to protecting their rights as the greatest sports and entertainment Fans in the world.

We believe that every Fan is entitled to a wholesome environment for guests and family members, free of violence, profane gestures and language or rude and invasive behavior that could in any way interfere with a first-class entertainment experience.

We believe that every Fan demands that we maintain absolute respect for the game of Arena Football and maintain the integrity of the finest of fair competition at all times.

We believe that every Fan deserves our very best effort on a consistent basis, on every play on the field, every action in the stands, every call to our office, and every involvement in our community.

We believe that every Fan is entitled to a total entertainment experience at an affordable cost for all members of the family from the time they arrive at the arena to the time they depart.

We believe that every Fan should receive the very best in competitive football, entertainment, merchandise, food and beverage for their purchasing power.

We believe that every Fan is entitled to interact with and have access to players and coaches for autographs and conversation in recognition of their support at every game.

We believe that Fans are entitled to fast, accurate, and complete information about our players, coaches, league, games, and performance.

We believe that Fans expect the Arena Football League to be comprised of gentlemen and ladies who are examples and role models for youth, free of physical violence, drugs, alcohol, and gambling abuse.

We believe that Fans expect us to honor our country and to be involved in our communities to make contributions for a better, safer, and more positive place to live.

We believe that Fans should know that we are committed to serve and not to be served, to give and not to just take, and to inspire and encourage people to higher levels of personal and professional achievement, growth, maturity, and respect for each other.





## ARENA FOOTBALL 101

### THE FIELD

An indoor padded surface 85 feet wide and 50 yards long with eight-yard end zones. Goal posts are nine feet wide with a crossbar height of 15 feet (NFL goal posts are 18-1/2 feet wide with the crossbar at 10 feet). The goal-side rebound nets are 30 feet wide by 32 feet high. The bottoms of the nets are eight feet above the ground. Sideline barriers are 48 inches high and made of high-density foam rubber.

### THE EQUIPMENT

The official football is the same size and weight as the National Football League ball. Each ball is manufactured by Spalding.

### THE PLAYERS AND FORMATIONS

Eight players on the field; 20-man active roster; four-man inactive roster. Four (4) offensive players must line up on the line of scrimmage. Three (3) defensive players must be down linemen (in a three or four-point stance). One linebacker may blitz on either side of the center. Alignment is two (2) or more yards off the line of scrimmage. No stunting or twisting. Offensive motion: One receiver may go in forward motion before the snap.

### TIMING


Four 15-minute quarters with a 15-minute halftime. The clock stops for out-of-bounds plays or incomplete passes only in the last minute of each half or when the referee deems it necessary for penalties, injuries or timeouts. Each team is allowed three (3) time-outs per half.

### MOVEMENT OF THE BALL AND SCORING

Four (4) downs are allowed to advance the ball ten (10) yards for a first down, or to score. Six (6) points for a touchdown. One (1) point for a conversion by place kick after a touchdown, two (2) points for a conversion by drop kick and two (2) points for successful run or pass after a touchdown. Three (3) points for a field goal by placement or four (4) points for a field goal by drop kick. Two (2) points for a safety.



### Arena Football 101



### KICKING

Kickoffs are from the goal line. Kickers may use a one-inch tee. Punting is illegal. On fourth down, a team may go for a first down, touchdown or field goal. The receiving team may field any kickoff or missed field goal that rebounds off the net. Any kickoff untouched which is out of bounds will be placed at the 20-yard line or the place where it went out of bounds, whichever is more advantageous to the receiving team.

### PASSING

Passing rules in Arena Football are the same as outdoor NCAA Football in which receivers must have one foot inbounds. A unique exception involves the rebound nets. A forward pass that rebounds off of the end zone net is a live ball and is in play until it touches the playing surface.

### OVERTIME RULES

Overtime periods are 15 minutes during the regular season and the playoffs. Each team gets one possession to score. If, after each team has had one possession, one team is ahead, that team wins. If the teams are tied after each has had a possession, the next team to score wins.







**LEAGUE OFFICIALS**

Carl Paganelli - Supervisor of Officials  
 Dave Chesney - Assistant Supervisor of Officials  
 Wesley 'Buddy' Ward - Assistant Supervisor of Officials

**2014 OFFICIALS**

Rod Ammari  
 Mark Bailey  
 Brent Baumann  
 Grantis Bell  
 Mark Bennett  
 Reginald Berry  
 Marc Bovos  
 Bradley Brunet  
 Neil Brunner  
 Scott Campbell  
 Tony Cannella  
 Jeff Carr  
 James Cole  
 Robert Colosimo  
 Jim Corpora  
 Steve Coullias  
 Dave Cutaia  
 RG Detillier  
 Matt Dornan  
 John Drayton  
 Paul Engelberts  
 Jason Fagan  
 Ed Feaster  
 John Freitas  
 William Fuller  
 Al Granado  
 Craig Griffith  
 Michael Griffith  
 Jeff Johnson  
 Riley Johnson

Kevin Kieser  
 Matt Kukar  
 Ken Leffle  
 Michael Livingston  
 John Love  
 Rick Lowe  
 Tom McCabe  
 Tim McGowan  
 Tony Meyer  
 Harold Mitchell Jr.  
 Judson Mitchell  
 Kevin Mitchell  
 Mike Moore  
 Mike Packard  
 Joe Pester  
 Rick Podraza  
 Ken Ray  
 Mearl Robinson  
 Brad Rogers  
 Adam Savoie  
 Larry Smith  
 Reggie Smith  
 Chris Snead  
 Roger Stewart  
 Terri Valenti  
 Lo Van Pham  
 Francisco Villar  
 Wade Wagner  
 Andy Warner  
 Thomas Work



**AFL COMMUNICATIONS**

**ANTHONY HERRON, SENIOR VP OF COMMUNICATIONS**

DIRECT: (312) 465-2212  
 CELL: (319) 621-5281  
 EMAIL: AHERRON@ARENAFOOTBALL.COM

**BJ PICKARD, DIRECTOR OF COMMUNICATIONS**

DIRECT: (312) 465-2204  
 CELL: (715) 225-4564  
 E-MAIL: BJPICKARD@ARENAFOOTBALL.COM

**MALLORY TRELEAVEN, SENIOR MANAGER OF MEDIA AND TEAM OPERATIONS**

DIRECT: (312) 465-2206  
 CELL: (708) 306-1826  
 EMAIL: MTRELEAVEN@ARENAFOOTBALL.COM



Arizona Rattlers  
 4125 E. McKellips Road  
 Mesa, AZ 85215

Phone: 480.985.3292  
 Fax: 480.751.1286  
 Ticket Line: 602.514.8383  
 Website: www.azrattlers.com  
 AFL Season: 22nd  
 Alignment: National/West  
 Team Colors: Black, Copper, Teal and White

Arena: US Airways Center (14,398)  
 201 E. Jefferson St.  
 Phoenix, AZ 85004  
 602.379.2000

PR Contact: Dale Hajek  
 E-mail: dhajek@azrattlers.com  
 Office: 602.842.7281 Cell: 602.460.1367  
 Press Box: 602.514.8266

Coaching Staff  
 Head Coach: Kevin Guy 71-30 (63-27 | 8-3)  
 7th season overall, 6th with Arizona  
 Assistant HC: Kani Kauahi  
 Assistant Coach: Dave Ewart

2013 Season – ArenaBowl XXVI Champions  
 Record: 18-3 (15-3 | 3-0)  
 PF: 1,375 (1,203 | 172) | PA: 1,011 (866 | 145)  
 Home: 11-1 (8-1 | 3-0) | Away: 7-2

**2014 SCHEDULE**

Date	Opponent	Time
3/15	PHILADELPHIA	9:00 PM
3/23	SPOKANE	6:00 PM
4/5	JACKSONVILLE	9:00 PM
4/12	at San Jose	10:30 PM
4/19	PITTSBURGH	9:00 PM
4/26	SAN ANTONIO	9:00 PM
5/3	at Jacksonville	7:00 PM
5/10	at Portland	10:00 PM
5/17	SPOKANE	9:00 PM
5/25	at Los Angeles	10:00 PM
5/31	SAN JOSE	9:00 PM
6/6	at Portland	10:00 PM
6/14	at San Antonio	8:00 PM
6/21	LOS ANGELES	9:00 PM
6/27	at San Jose	10:30 PM
7/12	at Spokane	10:00 PM
7/20	PORTLAND	6:00 PM
7/26	at Orland	7:30 PM





Cleveland Gladiators  
1Center Court  
Cleveland, OH 44115

Phone: 216.685.9000  
Fax: 216.685.9002  
Ticket Line: 216.420.2222  
Website: www.clevelandgladiators.com  
AFL Season: 16th (5th in Cleveland)  
Alignment: American Conference/East Division  
Team Colors: Red, Black, White and Silver

Arena: Quicken Loans Arena (17,775)  
1Center Court  
Cleveland, OH 44115  
216.420.2000

PR Contact: Pam Frasnco  
E-mail: pfrasnco@theqarena.com  
Phone: 216.310.6959  
Press Box: 216.420.2777

Coaching Staff  
Head Coach: Steve Thonn 55-91 (53-88 | 2-3)  
9th season overall, 4th with Cleveland

2013 Season  
Record: 4-14  
PF: 847 | PA: 1047  
Home: 3-6 | Away: 1-8

**2013 SCHEDULE**

3/15	at Pittsburgh	5:00 PM
3/29	at New Orleans	8:00 PM
4/4	IOWA	7:30 PM
4/12	at Los Angeles	10:00 PM
4/19	at Spokane	10:00 PM
4/26	PITTSBURGH	7:00 PM
5/10	LOS ANGELES	7:00 PM
5/17	at Iowa	8:05 PM
5/23	<b>PHILADELPHIA</b>	<b>7:00 PM</b>
5/31	at Pittsburgh	5:00 PM
6/7	IOWA	8:00 PM
6/14	NEW ORLEANS	7:00 PM
6/21	<b>at Philadelphia</b>	<b>6:00 PM</b>
6/27	TAMPA BAY	7:00 PM
7/5	PORTLAND	6:00 PM
7/12	at San Antonio	8:00 PM
7/19	JACKSONVILLE	7:00 PM
7/26	at Tampa Bay	7:30 PM

Iowa Barnstormers  
730 3rd St.  
Des Moines, IA 50309

Phone: 515.633.2255  
Fax: 515.564.8451  
Ticket Line: 515.633.2255  
Website: www.theiowabarnstormers.com  
AFL Season: 10th  
Alignment: American Conference/East Division  
Team Colors: Black, Red and Gold

Arena: Wells Fargo Arena (11,209)  
730 3rd Street  
Des Moines, IA 50309  
515.564.8000

PR Contact: Bri Funte  
E-mail: bfunte@theiowabarnstormers.com  
Office: 515-564-8455 Cell: 641.512.0925  
Press Box: 515.564.8740

Coaching Staff  
Head Coach: Mike Hohensee 159-147 (147-135 | 12-12)  
21st season overall, 3rd with Iowa  
Defensive Coordinator: Ernesto Purnsley

2013 Season – 3rd in Central Division (2-2)  
Record: 6-12  
PF: 827 | PA: 913  
Home: 2-7 | Away: 4-5

**2014 SCHEDULE**

3/15	at Spokane	10:00 PM
3/24	at Portland	10:00 PM
4/4	at Cleveland	7:30 PM
4/12	SAN ANTONIO	8:05 PM
4/19	LOS ANGELES	8:05 PM
4/27	<b>at Philadelphia</b>	<b>4:00 PM</b>
5/3	at San Antonio	8:00 PM
5/10	JACKSONVILLE	8:05 PM
5/17	CLEVELAND	8:05 PM
5/24	at New Orleans	8:00 PM
5/31	ORLANDO	8:05 PM
6/7	at Cleveland	7:00 PM
6/14	TAMPA BAY	8:05 PM
6/20	at Pittsburgh	7:00 PM
6/28	<b>PHILADELPHIA</b>	<b>8:05 PM</b>
7/10	at Orlando	7:30 PM
7/19	PITTSBURGH	8:05 PM
7/26	SAN JOSE	8:05 PM

Jacksonville Sharks  
1000 W. Bay St.  
Jacksonville, FL 32202

Phone: 904.900.2060  
Fax: 866.611.2116  
Ticket Line: 904.621.0700  
Website: www.jaxsharks.com  
AFL Season: Fifth  
Alignment: American Conference/South Division  
Team Colors: Red, Black and Silver

Arena: Jacksonville Veterans Memorial Arena (13,011)  
300 A. Phillip Randolph Blvd  
Jacksonville, FL 32202  
904.630.3900

PR Contact: Zander Kean  
E-mail: Zander@jaxsharks.com  
Office: 904.900.2060 x-704  
Cell: 508.523.0694  
Press Box: 904.371.1659

Coaching Staff  
Head Coach: Les Moss 53-25 (48-22 | 5-3)  
5th season overall, 5th with Jacksonville  
Assistant Coach: Bill Alford (1st season)  
Assistant Coach: Brian Ferguson (4th season)

2013 Season – South Division Champs (6-0)  
Record: 13-7 (12-6 | 1-1)  
PF: 1,069 (941 | 128) | PA: 1,020 (883 | 137)  
Home: 7-3 (6-3 | 1-0) | Away: 6-4 (6-3 | 0-1)

**2014 Schedule**

3/16	at Orlando	4:00 PM
3/29	SAN ANTONIO	7:00 PM
4/5	at Arizona	9:00 PM
4/11	TAMPA BAY	8:00 PM
4/19	<b>at Philadelphia</b>	<b>6:00 PM</b>
4/26	PORTLAND	7:00 PM
5/3	ARIZONA	7:00 PM
5/10	at Iowa	8:05 PM
5/17	ORLANDO	7:00 PM
5/24	at Tampa Bay	7:30 PM
6/7	SPOKANE	7:00 PM
6/12	at Orlando	7:30 PM
6/21	at New Orleans	8:00 PM
6/28	PITTSBURGH	7:00 PM
7/5	at San Antonio	8:00 PM
7/12	NEW ORLEANS	7:00 PM
7/19	at Cleveland	7:00 PM
7/26	LOS ANGELES	7:00 PM

Los Angeles Kiss

Phone: 714.462.5477  
Fax: N/A  
Ticket Line: 714.462.5477  
Website: www.lakissfootball.com  
AFL Season: 1st  
Alignment: National Conference/Pacific Division  
Team Colors: Black, Flame, Gold and White

Arena: Honda Center (14,398)  
2695 East Katella Avenue  
Anaheim, CA 92806  
714.704.2500

PR Contact: Louise Troen  
E-mail: lakiss@miller-pr.com  
Office: 323.761.7220 Cell: 310.666.2353  
Press Box: 714.704.2400

Coaching Staff  
Head Coach: Bob McMillen 34-23 (33-21 | 1-2)  
4th season overall, 1st with Los Angeles

**2014 SCHEDULE**

3/15	at San Antonio	8:00 PM
3/21	at Orlando	7:30 PM
4/5	PORTLAND	10:00 PM
4/12	CLEVELAND	10:00 PM
4/19	at Iowa	8:05 PM
4/26	SAN JOSE	10:00 PM
5/4	SPOKANE	10:00 PM
5/10	at Cleveland	7:00 PM
5/17	at Pittsburgh	5:00 PM
5/25	ARIZONA	10:00 PM
6/7	at San Jose	10:30 PM
6/14	PORTLAND	10:00 PM
6/21	at Arizona	9:00 PM
6/28	at San Jose	10:30 PM
7/6	SAN JOSE SABERCATS	10:00 PM
7/12	at Spokane	10:00 PM
7/20	PORTLAND	6:00 PM
7/26	at Orland	7:30 PM





New Orleans VooDoo  
5728 Plauche Street  
New Orleans, LA 70123

Phone: 504.875.3900  
Fax: 504.875.3906  
Ticket Line: 888.277.5526  
Website: www.afvoodoo.com  
AFL Season: Eighth  
Alignment: American Conference/South Division  
Team Colors: Purple, Black and Red

Arena: Smoothie King Center (17,005)  
1501 Girod St.  
New Orleans, LA, 70113  
504.587.3663

PR Contact: Grant Yenni  
E-mail: Grant@afvoodoo.com  
Office: 504.875.3900 Cell: 504.676.2500  
Press Box: 504.587.3668 (Arena)

Coaching Staff  
Head Coach: Pat O'Hara 33-41 (32-38 | 1-3)  
6th season overall, 3rd with New Orleans  
Line Coach: BJ Cohen  
Defensive Backs Coach: Damon Mason

2013 Season – Fourth in the South Division  
Record: 5-13  
PF: 833 | PA: 1,069  
Home: 3-6 | Away: 2-7



Orlando Predators  
302 South Graham Avenue  
Orlando, FL 32803

Phone: 407.648.4444  
Fax: 407.839.4877  
Ticket Line: 407.648.4444  
Website: www.OrlandoPredators.com  
AFL Season: 23rd  
Alignment: American Conference/South Division  
Team Colors: Black and Red

Arena: CFE Arena (8,803)  
12777 Gemini Blvd. N  
Orlando, FL 32816  
407.823.6006

PR Contact: Jeff Schmidt  
E-mail: Jschmidt@orlandopredators.com  
Office: 407-447-3336 Cell: 239-293-4125  
Press Box: TBA

Coaching Staff  
Head Coach: Rob Keefe 25-12 (22-11 | 3-1)  
3rd season overall, 1st with Orlando  
Offensive Coordinator: Siaha Burley

2013 Season – Second in the South Division  
Record: 7-12 (7-11 | 0-1)  
PF: 1,020 (965 | 55) | PA: 1,091 (1,032 | 59)  
Home: 4-5 | Away: 3-7 (3-6 | 0-1)

2014 SCHEDULE

3/16	JACKSONVILLE	4:00 PM
3/21	LOS ANGELES	7:30 PM
3/29	at Tampa Bay	7:30 PM
4/3	at New Orleans	8:30 PM
4/10	PHILADELPHIA	7:30 PM
4/19	TAMPA BAY	7:30 PM
4/26	NEW ORLEANS	7:30 PM
5/3	at San Jose	10:30 PM
5/17	at Jacksonville	7:00 PM
5/24	PITTSBURGH	7:30 PM
5/31	at Iowa	8:05 PM
6/7	at San Antonio	8:00 PM
6/12	JACKSONVILLE	7:30 PM
6/21	at Tampa Bay	7:30 PM
7/6	at Philadelphia	4:00 PM
7/10	IOWA	7:30 PM
7/19	at New Orleans	8:00 PM
7/26	ARIZONA	7:30 PM



Pittsburgh Power  
1 PPG Place Suite 2370  
Pittsburgh, PA 15222

Phone: 412.697.1239  
Fax: 412.697.0997  
Ticket Line: 888.769.2011  
Website: www.pittsburghpowerfootball.com  
AFL Season: Third  
Alignment: National Conference/East Division  
Team Colors: Black, Gold and Grey

Arena: CONSOL Energy Center (16,280)  
1001 Fifth Ave  
Pittsburgh, PA 15219  
412.642.1800

PR Contact: Lauren Hametz  
E-mail: lhametz@pittsburghpowerfootball.com  
Office: 412.697.7846 Cell: 814.397.4667  
Press Box: TBD

Coaching Staff  
Head Coach: Derek Stingley 8-30 (8-30 | 0-0)  
4th season overall, 3rd with Pittsburgh  
Offensive Line Coach: Kyle Moore-Brown  
Defensive Line Coach: Leroy Thompson  
Wide Receivers Coach: Damian Harrell

2013 Season – 3rd in East Division  
Record: 4-14  
PF: 726 | PA: 1,014  
Home: 1-8 | Away: 3-6

2014 SCHEDULE

3/15	CLEVELAND	5:00 PM
3/29	SAN JOSE	5:00 PM
4/4	at San Antonio	8:30 PM
4/11	NEW ORLEANS	7:00 PM
4/19	at Arizona	9:00 PM
4/26	at Cleveland	7:00 PM
5/03	PHILADELPHIA	7:00 PM
5/9	at Spokane	10:00 PM
5/17	LOS ANGELES	5:00 PM
5/24	at Orlando	7:30 PM
5/31	CLEVELAND	5:00 PM
6/7	NEW ORLEANS	5:00 PM
6/14	at Philadelphia	6:00 PM
6/20	IOWA	7:00 PM
6/28	at Jacksonville	7:00 PM
7/7	at New Orleans	8:30 PM
7/19	at Iowa	8:05 PM
7/26	PHILADELPHIA	5:00 PM



Portland Thunder

Phone: 480.985.3292  
Fax: 480.751.1286  
Ticket Line: 714.462.5477  
Website: www.portlandafll.com  
AFL Season: 1st  
Alignment: National Conference/Pacific Division  
Team Colors: Royal Blue, Red, Silver, Thunder Blue, Black, White

Arena: Moda Center (14,398)  
1 Center Court  
Portland, OR 97227  
714.704.2500

PR Contact: Brian Beaudry  
E-mail: bbeaudry@portlandafll.com  
Office: 503.410.7455 Cell: 509.723.5411  
Press Box: TBA

Coaching Staff  
Head Coach: Matt Sauk 0-2  
1st season overall, 1st with Portland  
Defensive Coordinator: Will Mulder  
Offensive and Defensive Line Coach: Clay Harrell

2014 SCHEDULE

3/17	SAN JOSE	10:00 PM
3/24	IOWA	10:00 PM
4/5	at Los Angeles	10:00 PM
4/12	at Spokane	10:00 PM
4/18	SAN JOSE	10:00 PM
4/26	at Jacksonville	7:00 PM
5/3	at Tampa Bay	7:30 PM
5/10	ARIZONA	10:00 PM
5/17	at San Jose	10:30 PM
5/22	SAN ANTONIO	10:00 PM
5/30	at SPOKANE	10:00 PM
6/6	ARIZONA	10:00 PM
6/14	at Los Angeles	10:00 PM
6/26	NEW ORLEANS	10:00 PM
7/5	at Cleveland	6:00 PM
7/12	LOS ANGELES	10:00 PM
7/20	at Arizona	6:00 PM
7/26	SPOKANE	10:00 PM





San Antonio Talons  
100 Montana Street  
San Antonio, TX 78203

Phone: 210.227.8326  
Fax: 210.704.6422  
Ticket Line: 210.227.8326  
Website: www.sanantoniotalons.com  
AFL Season: Fourth  
Alignment: National Conference/Central Division  
Team Colors: Black, White, Blue and Silver

Arena: Alamodome (72,000)  
100 Montana Street  
San Antonio, TX 78203  
210.207.3663

PR Contact: Amie Hardin  
E-mail: ahardin@sanantoniotalons.com  
Office: 210.227.8326 Cell: 937.478.1039  
Press Box: TBA

Coaching Staff  
Head Coach: Lee Johnson 24-13 (24-12 | 14-5)  
3rd season overall, 3rd with San Antonio  
Offensive Coordinator: Ray Philyaw  
Defensive Backs Coach: Mike Brown

2013 Season – 2nd in Central Division  
Record: 10-8  
PF: 782 | PA: 884  
Home: 4-5 | Away: 6-3

2014 SCHEDULE

3/15	LOS ANGELES	8:00 PM
3/21	TAMPA BAY	8:30 PM
3/29	at Jacksonville	7:00 PM
4/4	PITTSBURGH	8:30 PM
4/12	at IOWA	8:05 PM
4/18	at New Orleans	8:30 PM
4/26	at Arizona	9:00 PM
5/3	IOWA	8:00 PM
5/17	NEW ORLEANS	8:00 PM
5/22	at Portland	10:00 PM
5/31	at Philadelphia	6:00 PM
6/7	ORLANDO	8:00 PM
6/14	ARIZONA	8:00 PM
6/20	at Spokane	10:00 PM
7/5	JACKSONVILLE	8:00 PM
7/12	CLEVELAND	8:00 PM
7/19	at Los Angeles	10:00 PM
7/26	at New Orleans	8:00 PM



San Jose SaberCats  
600 East Brokaw Road  
San Jose, CA 95112

Phone: 408.673.3400  
Fax: 408.673.3401  
Ticket Line: 408.673.3400  
Website: www.thesanjososabercats.com  
AFL Season: 18th  
Alignment: National Conference/Pacific Division  
Team Colors: SaberGold, Green, Coral, Platinum & Black

Arena: HP Pavilion at San Jose (17,562)  
525 West Santa Clara St.  
San Jose, CA 95113  
408.287.7070

PR Contact: Sam Drexler  
E-mail: s.drexler@thesanjososabercats.com  
Office: 408.673.3400 x31207 Cell: 650.704.9600  
Press Box: 408.287.7070

Coaching Staff  
Head Coach: Darren Arbet 154-75 (139-67 | 15-8)  
14th season overall, 14th with San Jose  
Defensive Coordinator: Cedric Walker  
Defensive Line Coach: Corey Mayfield  
Offensive and Special Teams Coordinator: Jeff Jamigan  
Offensive Line Coach: Jasper Harvey

2013 Season – 3rd in West Division  
Record: 13-6 (13-5 | 0-1)  
PF: 1,082 (1,033 | 49) | PA: 936 (877 | 59)  
Home: 8-2 | Away: 5-4 (5-3 | 0-1)

2014 SCHEDULE

3/17	at Portland	10:00 PM
3/21	PHILADELPHIA	10:30 PM
3/29	at Pittsburgh	5:00 PM
4/4	SPOKANE	10:30 PM
4/12	ARIZONA	10:30 PM
4/18	at Portland	10:00 PM
4/26	at Los Angeles	10:00 PM
5/3	ORLANDO	10:30 PM
5/17	PORTLAND	10:30 PM
5/23	at Spokane	10:00 PM
5/31	at Arizona	9:00 PM
6/7	LOS ANGELES	10:30 PM
6/14	SPOKANE	10:30 PM
6/27	ARIZONA	10:30 PM
7/06	at Los Angeles	10:00 PM
7/11	TAMPA BAY	10:30 PM
7/20	at Philadelphia	4:00 PM
7/26	at Iowa	8:05 PM



Spokane Shock  
3212 N. Eden Road Suite B  
Spokane, WA 99216

Phone: 509.242.SHOCK (7462)  
Fax: 509.926.1075  
Ticket Line: 509.242.7462  
Website: www.spokaneshock.com  
AFL Season: Fifth  
Alignment: National Conference/Pacific Division  
Team Colors: Orange, Navy and White

Arena: Spokane Arena (10,775)  
720 West Mallon Ave.  
Spokane, WA 99201  
509.279.7000

PR Contact: Brett Gleason  
E-mail: bgleason@spokaneshock.com  
Office: 509-242-7476 Cell: (509) 339-5979  
Press Box: 509.217.7106

Coaching Staff  
Head Coach: Andy Olson 25-13 (24-12 | 1-1)  
3rd season overall, 3rd with Spokane  
Defensive Coordinator: Travis Cruseberry

2013 Season – 2nd Place in the West Division  
Record: 15-5 (14-4 | 1-1)  
PF: 1,324 (1,198 | 126) | PA: 1,008 (896 | 112)  
Home: 8-2 (7-2 | 1-0) | Away: 7-3 (7-1 | 0-1)

2014 SCHEDULE

3/15	IOWA	10:00 PM
3/23	at Arizona	6:00 PM
4/4	at San Jose	10:30 PM
4/12	PORTLAND	10:00 PM
4/19	CLEVELAND	10:00 PM
4/26	at Tampa Bay	7:30 PM
5/3	at Los Angeles	10:00 PM
5/9	PITTSBURGH	10:00 PM
5/17	at Arizona	9:00 PM
5/23	SAN JOSE	10:00 PM
5/30	PORTLAND	10:00 PM
6/7	at Jacksonville	7:00 PM
6/14	at San Jose	10:30 PM
6/20	SAN ANTONIO	10:00 PM
6/28	at Los Angeles	10:00 PM
7/12	ARIZONA	10:00 PM
7/18	TAMPA BAY	10:00 PM
07/26	at Portland	10:00 PM



Tampa Bay Storm  
401 Channelside Drive  
Tampa, FL 33602

Phone: 813.276.7300  
Fax: 813.307.5902  
Website: www.tampabaystorm.com  
AFL Season: 27th  
Alignment: American/Southern  
Team Colors: Blue, Gold and White

Arena: Tampa Bay Times Forum  
401 Channelside Drive  
Tampa FL 33602  
813.301.6500

PR Contact: Ben Shotten  
E-mail: ben@tampabaystorm.com  
Office: 813.307.5906  
Cell: 631.514.9606  
Press Box: 813.301.6873 & 6874

Coaching Staff  
Head Coach: Lawrence Samuels (0-0)  
Assistant HC: Doug Kay  
Defensive Coordinator: Chris Hovan  
Offensive Coordinator: Doug Miller

2013 Season – Third in Southern Division  
Record: 7-12 (7-11 | 0-1)  
PF: 1,375 (1,203 | 172) | PA: 1,011 (866 | 145)  
Home: 2-7 (2-7 | 0-0) | Away: 5-5 (5-4 | 0-1)

2014 SCHEDULE

3/14	NEW ORLEANS	7:30 PM
3/21	at San Antonio	8:30 PM
3/29	ORLANDO	7:00 PM
4/4	PHILADELPHIA	7:30 PM
4/11	at Jacksonville	8:00 PM
4/19	at Orlando	7:30 PM
4/26	SPOKANE	7:30 PM
5/3	PORTLAND	7:30 PM
5/17	at Philadelphia	6:00 PM
5/24	JACKSONVILLE	7:30 PM
5/30	at New Orleans	8:30 PM
6/7	PHILADELPHIA	5:00 PM
6/14	at Iowa	8:05 PM
6/21	ORLANDO	7:30 PM
6/27	at Cleveland	7:00 PM
7/11	at San Jose	10:30 PM
7/21	at Spokane	8:30 PM
7/26	CLEVELAND	7:30 PM



# PLAYOFF QUALIFICATIONS AND TIEBREAKERS

Eight teams qualify for the playoffs, four from each conference-- American and National. The four qualifying teams in each conference consist of the two division champions and two Wildcards, determined by best overall record. Seeding in each conference is based on overall record, with the top two seeds in each conference reserved for the division champions, regardless of record. In the First Round, August 2-3, the first two seeds in each conference are the two division winners. The next two teams are seeded by next best two overall records. Teams ranked 1 and 2 earn home playoff games with 1 hosting 4 and 2 hosting 3. In the Conference Championship Round, August 9-10, the winner of the 1-4 game plays the winner of the 2-3 game. The home team is decided by the team with the higher seed. The winners of the Second Round will face off in ArenaBowl XXVII on August 23rd, with the highest remaining seed hosting the championship game.

## Tiebreaking Procedures

### DEFINITIONS

Strength of Schedule - Combined winning percentage of opponents played.

Best net points in all games - Difference of points scored and points scored against. (Includes all points: offense, defense and special teams.)

Winning percentage - Total number of wins divided by total number of games.

### DIVISION CHAMPIONS - TWO TEAMS

If two teams are tied for Division Championship:

- Head-to-head (best winning percentage in games between the clubs)
- Point differential in head-to-head games
- Best winning percentage in division games
- Best net points in all games
- Strength of Schedule
- Coin toss

### DIVISION CHAMPIONS - THREE OR MORE TEAMS

(Note: If three or more teams are tied, follow steps until one team is eliminated. Once two teams remain, revert back to Step 1 of the two team tiebreaker to determine which team advances.)

- Head-to-head (best winning percentage in games among the clubs)
- Best winning percentage in division games
- Best net points in all games
- Strength of Schedule
- Coin toss

### WILDCARD - TWO TEAMS

If it is necessary to break ties to determine the two Wildcard teams from each conference, the following steps will be taken:

- Head-to-head (best winning percentage in games between the clubs)
- Point differential in head-to-head games
- Best net points in all games
- Strength of schedule
- Best winning percentage in division games
- Coin toss

### WILDCARD - THREE OR MORE TEAMS

(Note: If three or more teams are tied, follow steps until one team is eliminated. Once two teams remain, revert back to Step 1 of the two team tiebreaker to determine who advances)

- Head-to-head (best winning percentage in games between the clubs)
- Best net points in all games
- Strength of schedule
- Best winning percentage in division games
- Coin toss

### OTHER TIE-BREAKING PROCEDURES

Only one team advances to the playoffs in any tie-breaking step. Remaining tied teams revert to the first step of the applicable two team division or Wildcard tie-breakers. As an example, if two teams remain tied in any tie-breaker step after all other teams have been eliminated, the procedure reverts to Step 1 of the two-team format to determine the winner. When one team wins the tiebreaker, all other teams revert to Step 1 of the applicable two-team or three-team format.

In comparing records within the division among tied teams, the best winning percentage is the deciding factor, since teams may have played an unequal number of games.

### CONFERENCE SEEDING TIE-BREAK PROCEDURE

If both division winners in the same conference finish with the same record, the following will break the tie for seeding purposes:

- Head-to-head, best winning percentage in games between clubs
- Point differential in head to head games
- Total net points in all games
- Strength of schedule
- Best winning percentage in division games
- Coin toss.

### ARENABOWL TIE-BREAK PROCEDURE

- Highest Playoff Seed
- Overall record (Best winning percentage)
- Head-to-head, best winning percentage in games between clubs (if applicable)
- Point differential in head-to-head games
- Total net points in all games
- Strength of schedule
- Coin toss

### QUALIFICATION ORDER

- Qualifications for Playoff Position
  - Four Division Winners
  - Next 2 best records from each Conference
- Seeding
  - American Conference
    - Best record of Division Winners
    - 2nd best record of Division Winners
    - Best record for Non-Division Winners
    - 2nd best record for Non-Division Winners
  - National Conference
    - Best record of Division Winners
    - 2nd best record of Division Winners
    - Best record for Non-Division Winners
    - 2nd best record for Non-Division Winners



## MEDIA INFORMATION

The Soul strive to make its players, coaches and other personnel available in a timely and responsible manner to all accredited members of the media. The 2014 season is sure to provide many exciting moments and in an effort to provide a professional working environment, the following guidelines have been established for the upcoming season.

### MEDIA CREDENTIALS

All requests for working press, radio, television and photo credentials should be submitted in writing or by fax on company letterhead to the Soul Communications Department. Requests must be submitted no later than 48 hours prior to the game. All credentials are non-transferable and any unauthorized use will subject the bearer to ejection from the arena. Credentials must be visible at all times.

### PRESS ENTRANCE

The Wells Fargo Center press entrance is located on the North side of the building. No access will be allowed through public doors. Media members should proceed to the Upper Press Box to access the press room.

### PRESS PARKING

A limited number of parking spaces will be available for accredited media members. Please include your parking request when applying for credentials. Game-by-game requests can be made through the Soul Communications Department, but space is not guaranteed.

### GAME-DAY INTERVIEW POLICY

All pre-game interviews may take place on the field up to 90 minutes prior to kickoff; contact the Soul Communications Department with requests. Following the game, the head coach will address the media in the North endzone and players may be interviewed on the field after a league mandated "10-minute cooling off" period. **THE SOUL'S MEDICAL TRAINING AREA IS OFF LIMITS AT ALL TIMES.** For help in locating players or coaches for interviews, please contact the Philadelphia Soul Communications Department. Visiting team interview requests should be made through the visiting team's media relations contact or by notifying a staff member.

### LOCKER ROOMS

The locker rooms are "off limits" to the media prior to kickoff. The rooms will re-open after the game following a league mandated "10-minute cooling off" period. The officials locker room is "off limits" to members of the media at all times. Special requests should be made to the Soul Communications Department.

### PHOTOGRAPERS

Only photographers on assignment will be allowed access to the designated photography locations surrounding the field of play. Because of limited photography positions, **NO FREELANCE PHOTOGRAPHY PASSES WILL BE ISSUED.**

### PRESS BOX

Press seating is available to accredited media in the press box. There are sufficient phone lines and electrical outlets available in the press box. Contact the Soul Communications Department to secure a spot in the press box.

### PRESS LOUNGE

Media with season credentials, or those granted single-game credentials, are invited to have a pre-game meal in the press lounge. The press room will open two hours before kickoff. Press lounge usage is limited to those presenting valid Soul or AFL passes. It is impossible to accommodate family, friends, guests or others. Any abuse of dining room privilege may result in forfeiture of a media pass.

### GAME NIGHT SERVICES

Press notes, lineups, programs and other pertinent information will be furnished by the Soul Communications department. Halftime statistics, as well as first and third quarter "quickie" stats, will be available in the press box and final statistics books will be made available approximately 15 minutes after conclusion of the game. Any Fax requests should be made to a member of the Soul's Communication staff.

### REGULAR SEASON PRACTICES

Unless otherwise notified by the Soul Communications Department, all regular season practice sessions are open to the media. The head coach, other members of the coaching staff and players will be available for interviews at the conclusion of each practice. The Soul's practice facility is located at The Coliseum, 333 Preston Ave., Voorhees, New Jersey 08043. Contact the Soul's Communication Department for up-to-date information regarding the team's practice schedule



## WELLS FARGO CENTER



### AMERICANS WITH DISABILITIES SEATING

THE WELLS FARGO CENTER RECOGNIZES THE NEEDS OF PERSONS WITH DISABILITIES, AS DEFINED BY THE AMERICANS WITH DISABILITIES ACT OF 1990. THE WELLS FARGO CENTER IS EQUIPPED WITH ELEVATORS AND ESCALATORS. THE UNIVERSAL SYMBOL MARKS PARKING. WHEELCHAIR AND COMPANION SEATING SHOULD BE PURCHASED IN ADVANCE. TO PURCHASE WHEELCHAIR AND COMPANION SEATING, CONTACT THE BOX OFFICE AT (215) 389-9571.

### ATMS

THERE ARE TWO AUTOMATED TELLER MACHINES AT THE WELLS FARGO CENTER. CHILDREN UNDER TWO DO NOT REQUIRE A TICKET FOR MOST EVENTS BUT WILL BE REQUIRED TO SIT ON THE LAP OF A PAYING CUSTOMER.

### ENTRANCES

THERE ARE TWO MAIN ENTRANCES LOCATED ON THE BROAD STREET NORTH AND 11TH STREET SOUTH SIDES AND TWO AUXILIARY ENTRANCES LOCATED ON THE BROAD STREET SOUTH AND 11TH STREET NORTH SIDES.

### EXECUTIVE OFFICES

AT THE WELLS FARGO CENTER THE EXECUTIVE OFFICES ARE LOCATED ON THE BROAD STREET AND 11TH STREET SIDES OF THE BUILDING.

### EXITS

FOUR ADDITIONAL EXIT STAIR TOWERS, LOCATED IN EACH CORNER OF THE BUILDING, SUPPLEMENT THE ABOVE-MENTIONED ENTRANCES FOR EXITING THE WELLS FARGO CENTER. TOWER ACCESS IS AVAILABLE ON EVERY LEVEL OF THE ARENA.

### FAN GEAR

FAN GEAR IS THE WELLS FARGO CENTER'S FLAGSHIP RETAIL STORE LOCATED IN THE NORTHWEST CORNER OF THE MAIN CONCOURSE LEVEL. FAN GEAR FEATURES FLYERS, 76ERS, WELLS FARGO CENTER AND OTHER EVENT-RELATED MERCHANDISE. FAN GEAR IS OPEN ON FLYERS AND 76ERS GAME DAYS ONLY FROM 5 P.M. THROUGH 30 MINUTES AFTER THE CONCLUSION OF THE EVENT. IN ADDITION, A HOST OF SATELLITE RETAIL LOCATIONS OFFER GUESTS A WIDE-RANGING SELECTION OF TEAM AND ENTERTAINMENT MERCHANDISE. VISA AND MASTERCARD ARE ACCEPTED.

### FIRST AID

FOR MEDICAL EMERGENCIES, PATRONS SHOULD GO TO THE FIRST AID STATION LOCATED ON THE MAIN CONCOURSE BEHIND SECTION 117.

### GUEST SERVICES CENTER

GUEST SERVICES IS LOCATED ON THE BROAD STREET SIDE OPPOSITE SECTION 101. EVENT STAFF MEMBERS HAVE BEEN SPECIALLY TRAINED TO ASSIST ALL TYPES OF GUEST INQUIRIES, TICKET ISSUES, PROBLEMS, LOST CHILDREN AND LOST/FOUND ARTICLES.

### RESTROOMS

LOCATED THROUGHOUT THE ARENA ON ALL LEVELS.

### SMOKING POLICY

SMOKING IS PERMITTED IN P.J. WHELIHAN'S BACK ROOM AND PHILADELPHIA PARK SPORTS BAR. PATRONS WHO WISH TO SMOKE OUTSIDE MAY EXIT THE BUILDING BY SECTION 104-105 AND SECTION 116-117. THOSE WHO DO SO MUST RECEIVE A RE-ENTRY PASS FROM AN USHER.

### VIDEO & AUDIO RECORDING

VIDEO & AUDIO RECORDING EQUIPMENT IS NOT PERMITTED IN THE WELLS FARGO CENTER. WELLS FARGO CENTER EVENT HOTLINE (215) 336-3600. PLEASE BE ADVISED SEATING LOCATIONS WILL NOT BE GIVEN OUT OVER THE TELEPHONE.

### WILL CALL WINDOW

THE WILL CALL WINDOW IS LOCATED AT THE MAIN BOX OFFICE ON THE BROAD STREET SOUTH SIDE OF THE WELLS FARGO CENTER. THERE IS ALSO A VIP WILL CALL FOR CLUB BOX AND SUITE PATRONS LOCATED AT THE VIP ENTRANCE ON THE BROAD STREET NORTH SIDE. TICKETS LEFT AT WILL CALL WILL ONLY BE RELEASED TO THE PERSON WHOSE NAME IS LISTED ON THE WILL CALL ENVELOPE (PLEASE PRESENT PHOTO IDENTIFICATION). TICKETS FOR FUTURE EVENTS MAY BE PURCHASED IN PERSON AT THE ADVANCE TICKET WINDOW. THE ADVANCE TICKET WINDOW IS OPEN DURING REGULAR BOX OFFICE HOURS AND ALL WELLS FARGO CENTER EVENTS. DURING EVENTS, ADDITIONAL ADVANCE TICKET WINDOWS ARE LOCATED BEHIND SECTION 101 AND SECTION 103.

### WELLS FARGO CENTER

3601 South Broad Street  
Philadelphia, PA 19148  
(800) 298-4200

[www.wellsfargocenterphilly.com](http://www.wellsfargocenterphilly.com)



# COMMUNITY RELATIONS

**“ONE GREAT, STRONG, UNSELFISH SOUL IN EVERY COMMUNITY COULD ACTUALLY REDEEM THE WORLD.”**

~ ELBERT HUBBARD

(AMERICAN EDITOR, PUBLISHER AND WRITER, 1856-1915)

AS WE PREPARE TO ENTER OUR NINTH SEASON, THE PHILADELPHIA SOUL'S COMMITMENT TO COMMUNITY IS STRONG AS EVER. ONE OF THE PRINCIPALS THE TEAM WAS ORIGINALLY FOUNDED ON WAS MAKING A DIFFERENCE IN THE COMMUNITY AND IMPROVING LIVES IN PHILADELPHIA AND THE SURROUNDING AREA, AND THAT HAS NOT CHANGED.



EVERY SINGLE PERSON IN THE PHILADELPHIA SOUL ORGANIZATION KNOWS THAT OUR CONNECTION WITH THE DELAWARE VALLEY DOES NOT END WHEN WE WALK OFF THE FIELD; RATHER, IT IS WHERE IT BEGINS.

THE SOUL PLAYERS, SOULMATES, SOULMAN, COACHES, STAFF AND OWNERSHIP ARE ALL EXCITED TO BE A PART OF OUR COMMUNITY RELATIONS EFFORTS AND BE ABLE TO ASSIST OUR COMMUNITY IN WHATEVER CAPACITY NECESSARY. WHETHER IT IS THROUGH APPEARANCES, CHARITABLE DONATIONS OR FUNDRAISING EVENTS, WITH NON-PROFIT ORGANIZATIONS, SCHOOLS OR CIVIC GROUPS, THE SOUL WILL BE THERE.

IN 2014 AND BEYOND, THE PHILADELPHIA SOUL WOULD LIKE TO BE REMEMBERED NOT ONLY FOR OUR PERFORMANCE ON THE FIELD BUT THE IMPACT WE MADE ON THOSE AROUND US. IN THE PAST THE SOUL HAS VISITED HOSPITALS, SCHOOLS AND CHARITY EVENTS. THEY'VE HELPED BUILD PLAYGROUNDS AND HOMES. WITH ASSISTANCE, THE SOUL HAS ABLE TO DONATE OVER \$500,000 IN PROGRAM DONATIONS TO LOCAL CHARITIES INCLUDING THE RONALD MCDONALD HOUSE, LITTLE SMILES, NORTHERN CHILDREN SERVICES, AMERICAN LUNG ASSOCIATION AND THE MAKE A WISH FOUNDATION. THE SOUL ALSO ESTABLISHED AWARENESS NIGHTS DURING THE 2013 SEASON FOCUS ON ISSUES SUCH AS CANCER, CLEAN AIR, AUTISM, HOMELESSNESS AND EDUCATION TO NAME A FEW

**“PHILADELPHIA IS BLESSED TO HAVE A PROFESSIONAL FOOTBALL TEAM STEP UP AND LEND THEIR TALENT AND VOICE IN COMBATING HIV & AIDS. THE MESSAGE WILL GET TO A SEGMENT OF THE POPULATION THAT NEEDS IT THE MOST, YOUNG PEOPLE AT RISK. AS ROLE MODELS TO THOUSANDS OF YOUNG MEN AND WOMEN THEIR VOICES WILL BE HEARD IN WAYS THAT HAVE NOT BEEN REALIZED BEFORE. WE COULD NOT BE MORE GRATEFUL!”**

~KEVIN CONARE, EXECUTIVE DIRECTOR, ACTION AIDS

THROUGH THE SOUL MOVING EXPERIENCE, BY WAY OF GENEROUS DONATIONS BY INDIVIDUALS AND COMPANIES, THE SOUL IS ABLE TO PROVIDE TICKETS TO GAMES TO CHILDREN WHO MIGHT OTHERWISE NOT BE ABLE TO EXPERIENCE AN ARENA FOOTBALL GAME. TO DATE, THE PROGRAM HAS ALLOWED OVER 55,000 CHILDREN AND ADULTS TO ATTEND A PHILADELPHIA SOUL GAME.

IF YOU WOULD LIKE TO BE A PART OF THE SOUL MOVING EXPERIENCE OR HAVE THE PHILADELPHIA SOUL BE A PART OF YOUR ORGANIZATION'S NEXT EVENT, PLEASE REFERENCE OUR WEBSITE FOR OUR COMMUNITY RELATIONS GUIDELINES AND CONTACT JESSICA DEVITO AT [JDEVITO@PHILADELPHIASOUL.COM](mailto:jdevito@philadelphiasoul.com)








## SOUL SQUAD

THE SOUL SQUAD IS AN INTEGRAL PART OF THE GAME DAY ENTERTAINMENT THAT OCCURS AT SOUL GAMES. THIS GROUP IS RESPONSIBLE FOR CARRYING OUT ALL OF THE ON-FIELD AND IN-STAND PROMOTIONS, PERFORMING VARIOUS CHEERLEADING STUNTS AND DOING WHATEVER IT CAN TO FIRE UP AN ALREADY PASSIONATE SOUL CROWD. WATCH THIS SQUAD TOSS, FLIP AND TUMBLE THEIR WAY INTO YOUR HEART!



# SOUL MAN

**AGE:** UNKNOWN  
**BIRTH PLACE:** PHILADELPHIA, PA  
**OCCUPATION:** SOUL MASCOT – “MAYOR OF SOULVILLE”  
**HEIGHT:** 6’0” | **WEIGHT:** 248 LBS | **NUMBER:** 4  
**SHOE SIZE:** 13  
**LIKES:** FOOTBALL, FOOD, FANS, AND MUSIC – BLUES, JAZZ AND ROCK N ROLL  
**FAVORITE MOVIES:** BLUES BROTHERS, ROCKY I – V, SOUL MAN  
**FAVORITE SONGS:** SOUL MAN (SAM MOORE), PHILADELPHIA FREEDOM (ELTON JOHN)  
**FAVORITE FOOD:** PHILLY CHEESE STEAKS  
**MUSICAL INSTRUMENTS:** SAXOPHONE, GUITAR, AND HARMONICA  
**HOBBIES:** WATCHING FOOTBALL, LISTENING AND PLAYING MUSIC, SHOPPING FOR SUNGLASSES



SOMETIMES YOU READ A STORY THAT WOULD SEEM TO DEFY REALITY, BUT IS JUST SO CRAZY THAT IT COULDN'T HAVE POSSIBLY OF BEEN MADE UP. THE LEGEND OF SOUL MAN IS ONE SUCH STORY. IT ALL BEGAN ONE UNUSUALLY SUNNY SUMMER AFTERNOON IN PHILADELPHIA. IN A DOWNTOWN HOSPITAL, A FIRST TIME MOM TO BE WAS AWAITING THE ARRIVAL OF HER NEW BABY BOY. WOULDN'T YOU KNOW IT THAT ON THE BRIGHTEST DAY IN HISTORY, THE NEWBORN BABY WAS DELIVERED WEARING A PAIR OF BLACK SUNGLASSES! SURELY THIS HAD TO BE A SIGN OF THINGS TO COME FOR THE KID WHO WOULD LATER BE KNOWN SIMPLY AS SOULMAN.

SOULMAN WAS A VERY ACTIVE BABY. IN FACT, IT IS SAID THAT HE COULD DANCE BEFORE HE LEARNED HOW TO WALK. THIS LITTLE SOUL BABY WAS NOT ABOUT TO LET THE RESTRAINTS OF CHILDHOOD SLOW HIM DOWN. IT WASN'T LONG BEFORE HE STARTED TO TAKE AN INTEREST IN MUSIC. HE MANAGED TO LEARN HOW TO PLAY THE HARMONICA, GUITAR, AND SAXOPHONE ALL BEFORE THE AGE OF TWO.

SOULMAN STARTED TO WALK AROUND TOWN PLAYING RANDOM TUNES TO ENTERTAIN HIS NEIGHBORS. SOULMAN WAS WALKING DOWN THE SIDEWALK PLAYING MUSIC ONE DAY AND A STRONG BREEZE BLEW BY, CAUSING HIM TO DROP HIS SAXOPHONE. WHEN HE WENT TO GO PICK IT UP, HE NOTICED SOMETHING STICKING OUT FROM UNDERNEATH A BUSH. IT WAS A BLACK HAT. WHAT A STRANGE FIND! THAT DIDN'T STOP SOULMAN FROM PUTTING IT ON. HE CHECKED HIMSELF OUT IN A NEARBY SHOP WINDOW AND LIKED WHAT HE SAW. WITH THE SUNGLASSES AND HIS NEW HAT, SOULMAN HAD DISCOVERED HIS TRADEMARK STYLE. IT DIDN'T TAKE LONG BEFORE SOULMAN WAS ON THE ROAD PLAYING CONCERTS FOR LARGE AUDIENCES. PEOPLE WERE FLOCKING TO GO SEE HIM, AND MAN COULD HE WORK A CROWD. THERE WAS NO SLOWING SOULMAN DOWN.

WHEN SOULMAN'S TOUR CAME AROUND TO HIS HOMETOWN OF PHILADELPHIA, THE FRONT OFFICE OF THE NEWLY FORMED PHILADELPHIA SOUL ORGANIZATION TOOK NOTICE. THEY KNEW A GOOD THING WHEN THEY SAW IT. WHAT BETTER PERSON TO HAVE LEAD THE FANS OF THE PHILADELPHIA SOUL THAN A WILD AND CRAZY ROCK N' ROLLER WHO KNOWS HOW TO RILE UP ANY CROWD. IT WAS A MATCH MADE IN HEAVEN. WHO WOULD HAVE THOUGHT THAT THE LITTLE BABY BORN WEARING SUNGLASSES WOULD END UP AS THE SYMBOL FOR PHILADELPHIA'S NEWEST TEAM? IT MUST HAVE BEEN FATE.

SOULMAN CAN BE SEEN ALL OVER PHILADELPHIA PLAYING HIS MUSIC AND SHARING HIS VIBE WITH THE PEOPLE WHO CROWD AROUND TO WATCH SOULMAN DO WHAT HE DOES BEST. WHETHER IT IS THE PHILADELPHIA ZOO OR EVEN THE PHILADELPHIA MUSEUM OF ART, SOULMAN'S PURPOSE AND PASSION IS TO BRING SMILES TO THE FACES OF ALL THAT GO OUT TO SEE HIM. SOULMAN IS QUICKLY BECOMING A PHILADELPHIA ICON.



**CALL 888-789-SOUL FOR TICKETS  
 OR VISIT PHILADELPHIASOUL.COM/TICKETS**

[FACEBOOK.COM/SOUL](https://www.facebook.com/soul)

[TWITTER.COM/SOULFOOTBALL](https://twitter.com/soulfootball)

[YOUTUBE.COM/PHILLYSOULFOOTBALL](https://www.youtube.com/PhillySoulFootball)

[INSTAGRAM.COM/PHILADELPHIA\\_SOUL](https://www.instagram.com/Philadelphia_Soul)

