

# 2013 Media Guide



If you plan to cover the Pittsburgh Power during the 2013 season for your media outlet, please contact Rob Goodman, Senior Vice President of Marketing, for practice schedules, game credentials, parking and pre-game media meal information.

**Rob Goodman**  
Senior Vice President of Marketing  
Pittsburgh Power Arena Football  
One PPG Place, Suite 2370  
Pittsburgh, PA 15222  
Phone: 412-697-7846 (x210)  
Cell: 412-605-9988

**For up-to-date player information, rosters, and news:**

**[www.pittsburghpowerfootball.com](http://www.pittsburghpowerfootball.com)**

**[@AFLPittsburgh](#)**



**PATENT AND TRADEMARK NOTICE:** AFL, AFL & Design, AFL Arena Football League & Design, AFL Images, AFL Media & Design, Arena Authentic, Arena Flag Football League, Arena Football, Arena Football & Design, Arena Football League, Arenaball, ArenaBowl, Arena Football Get It All, Fire Breathing Football, Football's In the House, The 50-Yard Indoor War, Football with a Bite, In Your Face Football, Pacific Rim Training Camp, War on the Floor, Don't Blink, The Fastest Game on Turf, High Scorin! Heart Stoppin! Helmet Poppin!, Brawl Inside the Wall, Wall2Wall Brawl, Real Fun. Real Close. Real Football., There's a Rumble in the House, and all names, symbols, emblems, logos and colors of the AFL and the AFL member teams are trademarks and service marks owned by Arena Football One, LLC. IRONMAN is a trademark of World Triathlon Corporation, Tarpon Springs, Florida and is under license. The Arena Football Game System and Method of play is protected under U.S. Patent No. 4911443; Canadian Patent No. 1314062, Japanese Patent No. 2654822 and Mexican Patent No. 168556.



# TABLE OF CONTENTS

---

AFL Patent Trademark Notice	Page 1
Quick Facts	Page 3
Ownership	Pages 6-7
Front Office	Pages 8-11
Power Coaches	Pages 12-14
2013 Power Roster	Pages 15-21
2013 Player Bios	Pages 22-40
2012 Year in Review	Pages 41-42
2012 Game-by-Game Statistics	Pages 43-60
2012 Final Statistics	Pages 61-67
Pittsburgh Power Record Book	Pages 68-71
Pittsburgh Power History	Pages 72-74
SPARKS Dance Team	Pages 75-78
Power on Radio	Page 79
Power on TV	Page 80
AFL Information	Pages 81-84
AFL Opponent Directory	Pages 85-88
2013 AFL Schedule	Page 89
2013 AFL TV Guide	Page 90
Power on Social Media	Page 91
Power Promotional Schedule	Page 92



# WELCOME TO PITTSBURGH POWER FOOTBALL



## 2013 SCHEDULE

Date	Opponent	Site	Time
3/23	Utah Blaze	Pittsburgh, PA	6:00 pm
3/29	Jacksonville Sharks	Pittsburgh, PA	7:00 pm
4/14	Chicago Rush	Chicago, IL	4:00 pm
4/19	New Orleans VooDoo	New Orleans, LA	8:30 pm
4/28	San Antonio Talons	Pittsburgh, PA	2:00 pm
5/4	Orlando Predators	Pittsburgh, PA	7:00 pm
5/11	Philadelphia Soul	Philadelphia, PA	7:05 pm
5/18	Tampa Bay Storm	Pittsburgh, PA	7:00 pm
5/25	Cleveland Gladiators	Pittsburgh, PA	7:00 pm
6/1	Jacksonville Sharks	Jacksonville, FL	7:00 pm
6/8	San Jose SaberCats	San Jose, CA	10:30 pm
6/15	Philadelphia Soul	Pittsburgh, PA	7:00 pm
6/22	Orlando Predators	Orlando, FL	7:30 pm
6/29	New Orleans VooDoo	Pittsburgh, PA	7:00 pm
7/6	Cleveland Gladiators	Cleveland, OH	7:00 pm
7/13	San Jose SaberCats	Pittsburgh, PA	7:00 pm
7/20	Tampa Bay Storm	Tampa Bay, FL	7:30 pm
7/26	Spokane Shock	Spokane, WA	10:00 pm

\*All Times Eastern

## QUICK FACTS

### THE BASICS

**Location:** Pittsburgh, PA  
**Founded:** 2010  
**Conference:** American  
**Division:** East  
**Colors:** Black and Gold  
**Team name:** Power  
**Owners:** Matt Shaner, Lance Shaner, Lynn Swann  
**Phone:** 412-697-7846  
**Ticket Office:** 412-697-7846  
**Email:** Info@pittsburghpowerfootball.com  
**Website:** www.pittsburghpowerfootball.com

### SOCIAL MEDIA

**Facebook:** Pittsburgh Power Football  
**Twitter:** @AFLPittsburgh @PowerGameday  
**Instagram:** @AFLPittsburgh  
**Pinterest:** Pittsburgh Power  
**TOUT:** @AFLPittsburgh

### FACILITY INFORMATION

**Facility:** CONSOL Energy Center  
**Capacity:** 19,000  
**Phone:** 412-642-1800  
**Website:** www.consolenergycenter.com

### TEAM INFORMATION

**First Year of Football:** 2011  
**All-Time Overall Record:** 14-22  
**Home/Away:** 6-12/8-10  
**2012 Season Record:** 5-13  
**Returning Players:** 11  
**Offense:** 6  
**Defense:** 5  
**Special Teams:** 1

### COACHING STAFF

**Head Coach:** Derek Stingley  
**Offensive Coordinator:** Mike Tomczak  
**Linebackers Coach:** Brian Basile  
**Line Coach:** John Sikora

### FRONT OFFICE

**Chief Executive Officer:** Matt Shaner  
**President:** Peter Hill  
**Senior VP of Marketing:** Rob Goodman  
**General Manager/COO:** Michael Gorham  
**Director of Football Operations:** Justin Gould  
**Director of Player Personnel:** Brad Wittke  
**Office Administrator:** Kathryn Hill  
**Director of Ticketing:** Calvin Jackson  
**Account Executive:** TJ Brown  
**Account Executive:** Jake Sullivan  
**Equipment Manager:** Kevin Quinn  
**Quality Control:** Jack Brumbaugh  
**Social Media & Marketing Coordinator:** Andi Perelman  
**Social Media & Marketing Coordinator:** Lauren Hametz  
**Inside Sales Representative:** Joel Slyman  
**Power Pack Coordinator:** Lily Gamber  
**Donation Coordinator:** Nick Tardy





# **POWER STAFF**

## **OWNERSHIP AND FRONT OFFICE**

# PITTSBURGH POWER OWNERSHIP

## MATT SHANER

### OWNER/CHIEF EXECUTIVE OFFICER



Matt Shaner's leadership and ingenuity are what brought the Pittsburgh Power to Pittsburgh. After making the commitment to start a new AFL franchise, he relocated his family and business operations to Sewickley, PA. Matt is also the CEO of Shaner Investments L.P. and the former Vice President of Development of Shaner Hotel Group.

The Shaner Hotel Group operated its properties under established franchise affiliations. These include Marriott, (including Residence Inn, Fairfield Inn, Courtyard, and Springhill Suites), Hampton Inn, Renaissance, Crowne Plaza, Holiday Inn, and Holiday Inn Express.

Shaner Investments L.P. is an independent branch of the Shaner Companies founded by Matt in 2006. Shaner Investments business plan targets under serviced, mid to small cities in the region for hotel and restaurant development. Shaner Investments has hired Shaner Hotel Group to manage newly built hotels and assist with legal and accounting issues.

Matt is also a former member of the Board of Directors for the Pennsylvania Tourism and Lodging Association and is currently on the board of directors for the Pennsylvania Chamber of Commerce, Kicks 4 Kids Charity, Penn State Quarterback Club, Duquesne Club, and the Edgeworth Club.

## LANCE SHANER

### OWNER



Lance T. Shaner serves as Chairman of the Board for the Pittsburgh Power and Chief Executive of Shaner. A graduate of Alfred University, Lance provides the business strategy and entrepreneurial spirit for multiple companies. Under his leadership, the companies have completed over one billion dollars in transactions and have grown into a highly respected business group with over 2,000 employees.

Throughout Mr. Shaner's extensive career he has been successful in leading the companies in areas such as finance, venture capital, contract negotiations, real-estate development, acquisitions, and strategic investment advice. Today as the Chief Executive Officer of Shaner, Lance is responsible for the overall management of the company and setting of strategic directions. In this leadership role, the companies have completed a number of initiatives including:

- The development and redevelopment of over 75 hotel projects with leading brand affiliations: Marriott, InterContinental and Hilton.
- Co-Founding of several oil and gas production companies with operations in eight states, achieving significant success in the exploration and development of oil and gas reserve in those states.
- The development of the award-winning Williamsburg Square property in State College, PA.



# PITTSBURGH POWER OWNERSHIP

## LYNN SWANN OWNER



Lynn Swann was born in Alcoa, TN, to Willie and Mildred Swann. At the age of two, Lynn and his family moved to California.

Lynn starred in football at the University of Southern California, playing for the legendary John McKay and was an All-American for the Trojans, including the 1972 undefeated and National Champion squad. Lynn also earned his degree in Public Relations from USC's renowned School of Journalism and was inducted into the College Football Hall of Fame in 1993.

Lynn was drafted with the 21<sup>st</sup> pick in the first round of the 1974 NFL draft by the Pittsburgh Steelers, remaining with the team for his entire eight year NFL career. The Steelers draft class of '74 is considered one of the best in NFL history and included 4 eventual Hall of Famers: Swann, John Stallworth, Mike Webster, and Jack Lambert. As a rookie, he led the NFL with 577 punt return yards, a franchise record and the fourth most in NFL history at the time. He went on to be a cornerstone of the Steelers' dynasty, winning four Super Bowls and making the Pro Bowl three times (1975, 1977 & 1978). Lynn retired after the 1982 season and his outstanding achievements led to his induction into the NFL Hall of Fame in 2001.

Even during his playing days with the Steelers, Lynn began a successful broadcasting career with ABC Sports and stayed with the network through 2006.

Lynn currently sits on the board of directors of H.J. Heinz Company, Hershey Entertainment and Resorts, Harrah's Entertainment, Empower Software, and Transdel Pharmaceuticals. He is also the Managing Director of Diamond Edge Capital Partners, a financial marketing firm.

Since 1980, Swann has been a National Spokesman for Big Brothers Big Sisters of America. He now serves on their National Board of Directors and was President of the National Board from 1993 to 1995. He has travelled across the country, visited with the U.S. Congress, and has appeared at The White House on behalf of the nation's premiere one-to-one mentoring organization.

It is his community leadership, along with other qualities, that led President George W. Bush to ask Swann to serve as the Chairman of the President's Council on Physical Fitness and Sports from 2002-05.

In 2006, Swann ran for the Governor of the Commonwealth of Pennsylvania. He did not win the contest, but ran an extremely strong and popular campaign.

# PITTSBURGH POWER FRONT OFFICE

## PETER HILL

### PRESIDENT



Peter Hill is the President of the Pittsburgh Power and played an integral role in bringing the team to Pittsburgh. Since the team's inaugural year in 2010, Peter has overseen ticket sales, marketing, brand development, and worked to develop the team's corporate partnerships. Peter is also the President for Shaner Investments L.P., a hotel and real-estate development company.

Peter is a decorated Veteran of both Operation Iraqi Freedom and Operation Enduring Freedom. As a Non-Commissioned Officer of the United States Marine Corps, he was in charge of the personnel department for Marine Aircraft Group 16's Operations Center during the two tours in Iraq. During his second tour in Iraq, Peter was selected as a Security Liaison for the Department of Defense and was awarded the Joint Service Commendation Medal.

After receiving an honorable discharge from the United States Marine Corps in December of 2004, Peter owned and operated Diversified Media Inc., a book distribution company that serviced private and public libraries throughout the Eastern United States.

## ROB GOODMAN

### SENIOR VICE PRESIDENT OF MARKETING



As the newest member of the Pittsburgh Power staff, Rob Goodman brings more than 25 years of sports and entertainment marketing and sales experience to the team as Senior Vice President of Marketing. Rob oversees all aspects of the Power's marketing, promotions, sponsorships, sales and media relations efforts. Prior to joining the Power in September, 2012, Rob spent 6 ½ years as the Asst. General Manager/Director of Marketing of Pittsburgh's CONSOL Energy Center and Mellon Arena.

A native of the Philadelphia, PA area, Rob received both his Bachelors and Masters degrees from Temple University. He started his industry career with the Omaha Royals Baseball Club, the AAA affiliate of the Kansas City Royals and also held positions with George Washington University Athletics, a second-stint with the Royals as Director of Marketing and Public Relations and as Vice-President and General Manager of the Omaha Racers Continental Basketball Association (CBA) franchise. Goodman was also the President of an Omaha-based entertainment and marketing firm, Monster Productions, and was marketing director for Radio Disney and ESPN radio stations in Omaha.

Rob moved to Pittsburgh in May, 2006, having spent 6 ½ years in New Orleans, serving as General Manager of the Pontchartrain Center, a multipurpose sports and convention facility in Kenner, LA, and as the Sr. Marketing Manager for the Louisiana Superdome and New Orleans Arena. Goodman played an integral role in managing the complex's marquee events, namely Super Bowl XXXVI, Men's and Women's NCAA Basketball Final Fours and NCAA Tournaments, BCS National Championship games, NCAA Women's Volleyball Final Four and other numerous concerts and sporting events, including the NFL's New Orleans Saints and NBA's New Orleans Hornets.

Goodman's proudest achievement in his career, though, was assisting in the rebuilding and the reopening of the Pontchartrain Center facility, just months following the devastation of Hurricane Katrina in August, 2005.

Rob resides in Upper St. Clair, PA with his wife, Lisa and their four children, Isabel, Suzanna, Shoshannah and Noah.

# PITTSBURGH POWER FRONT OFFICE

## MICHAEL GORHAM

### GENERAL MANAGER/CHIEF OPERATING OFFICER



Michael Gorham continues to serve as the Chief Operations Officer and General Manager for the Pittsburgh Power Arena Football team for the third consecutive year. Mike played an instrumental role in the team's successful 2011 inaugural season and is responsible for the full spectrum of football operations for the Power, including game day operations, player personnel requirements, and team promotions.

Prior to joining the Power, Mike served as a decorated Airbourne Ranger Officer in the United States Army. He served in Afghanistan during Operation Enduring Freedom as an Infantry Platoon Leader and Executive Officer. Mike also served as a Company Commander of a Forward Support Aviation Company in Operation Iraqi Freedom. During his time in the Army, Mike received two Bronze Star Medals, the Meritorious Service Medal, and the Joint Services Achievement Medal, among others.

Mike has brought his extensive leadership experience to the Power as well as over a decade of experience in people and logistics. He continues to serve in the Army Reserves.

## JUSTIN GOULD

### DIRECTOR OF FOOTBALL OPERATIONS



Justin Gould serves as the Director of Football Operations for the Pittsburgh Power where he has played a fundamental role in the development of the team since its inaugural year. Justin is responsible for a wide spectrum of operations for the Power, including overseeing all football operations and player requirements, team sponsorship sales and team travel.

Prior to joining the Power, Justin worked as a physical education teacher at Portville Central School located in western New York. He also served as an assistant coach on both the varsity football and varsity wrestling teams and acted as the school's strength and conditioning coach. Justin graduated summa cum laude from St. Bonaventure University where he was inducted into the Phi Epsilon Kappa fraternity for those pursuing careers in physical education, health, sports medicine and sports management.

Justin serves as an active member of the local community; he is helping to develop the Kicks 4 Kids annual soccer tournament as well as the Polar Bear running series. Being a new resident to the city of Pittsburgh, Justin is excited about the opportunity to become a positive member of the Steel City.



# PITTSBURGH POWER FRONT OFFICE

## BRAD WITTKÉ

### DIRECTOR OF PLAYER PERSONNEL



Brad Wittke currently serves as the Director of Player Personnel for the Pittsburgh Power. He was promoted to this position after serving as an Operations Assistant during the 2012 season. Wittke works closely with Coach Stingley and the rest of the coaching staff to scout and recruit potential players. His other duties include: monitoring the AFL and other professional league transactions, compile and update scouting reports for players on all AFL rosters, and serve as the team liaison for NFL, CFL, other indoor league, and college football representatives. Brad also plans and executes all team tryout camps, combines and pre-season activities, as well as coordinates with the Arena Football League Office regarding all player contracts and transaction requests.

Wittke holds a Bachelor's Degree in Business Management (Arizona State, 2009) and a Master's Degree in Sports Administration (Eastern Illinois, 2011). Before joining the Power, he worked with the Arizona State Men's Basketball Program and the Eastern Illinois University Football Program.

## CALVIN JACKSON

### DIRECTOR OF TICKETING



Calvin Jackson joined the Power Front Office in 2010 working in operations, special events, and ticket sales during the franchise's inaugural season. Since then, Calvin's roles and responsibilities have expanded. He currently leads all ticket operations, assists and provides added services to season ticket holders, and takes care of box office responsibilities.

Before joining the Power, Calvin's experiences included working in Real Estate and assisting Slippery Rock University in their Athletic and Campus Recreation Departments. During his collegiate career at Slippery Rock, Calvin completed four internships, volunteered for over 300 hours, and was highly involved in extracurricular activities. He holds a B.S. in Sport Management.

# PITTSBURGH POWER FRONT OFFICE

## OFFICE ADMINISTRATOR

KATHRYN HILL

## TICKETING

JAKE SULLIVAN

TJ BROWN

LILY GAMBER

JOEL SLYMAN

NICK TARDY

## SOCIAL MEDIA & MARKETING

LAUREN RAE HAMETZ

ANDI PERELMAN

## MEDIA RELATIONS

MARK FISHER

RYAN GAVATORTA

LAUREN SUCHY

## PLAYER PERSONNEL

JACK BRUMBAUGH

KEVIN QUINN

## GAME DAY OPERATIONS

CHELSEA GETSY

COLIN KNOX

ERIC KOHR

ZETH MARSHALL

NATE MILSOM

ALEX PEFFLEY

NICK SCHIRTZINGER

BRYAN WOODFORK

## HEAD STATISTICIAN

MIKE WAGNER

## POWER PA ANNOUNCER

BUBBA SNIDER

## POWER GAME HOST

VERONICA BUCCILLI

## TEAM PHOTOGRAPHERS

ARRON ANASTASIO

JEFF GAMZA

MONICA LUGO

THOMAS SABOL

RONALD SCHMIDT

JULIO TORRES

# **POWER STAFF**

## **COACHES**



# PITTSBURGH POWER COACHING STAFF

## DEREK STINGLEY

### HEAD COACH



This season will be Derek Stingley's first full season as the Head Coach of the Pittsburgh Power. Derek joined the Power in 2012 as the Defensive Coordinator in the team's second season. In week 11, Stingley was promoted to Interim Head Coach, taking over a 2-8 team. Prior to the conclusion of the season, the Power named him Head Coach for 2013.

Derek's AFL coaching career began in the AF2 league in 2005 as the defensive coordinator for the Macon Knights. The Knights promoted Stingley to head coach that May, and he turned the season around for the slow-starting squad, eventually leading his team to the playoffs. During his two-year tenure with the Knights, Derek had a total of 18 players named to the All-AF2 team. His success was noticed throughout the AF2 ranks, and it didn't take long for the AF2's South Georgia Wildcats to recruit coach Stingley. In three years with the Wildcats, Stingley posted a 30-13 record and was named "AF2 Head Coach of the Year" in 2008. In 2009, Derek moved up to the AFL, serving as the defensive coordinator for New Orleans Voodoo, before eventually being named Head Coach. The Voodoo struggled in his inaugural year, but under Stingley's tutelage, wide receiver/kick returner and current Power standout PJ Berry was named JLS Ironman of the Year after setting an AFL record in all purpose yards.

A heralded two-sport athlete, Stingley first chose a different career path: baseball. Stingley was an outstanding centerfielder and played collegiately at Purdue University. Derek was drafted by the Philadelphia Phillies in 1993, and spent three seasons in the club's minor league system before following his true passion for football. Stingley has nine years of playing experience in the Arena Football League, starting with the Albany Firebirds in 1996. After four years and one Championship with the Firebirds, Stingley's was selected to the AFL First Team at defensive back, and the AFL 15-year Anniversary Team. After spending time on the New York Jets roster, Stingley then went to play for the Chicago Rush, Arizona Rattlers, Carolina Cobras and the Dallas Desperados.

## MIKE TOMCZAK

### OFFENSIVE COORDINATOR



Now in his first full season as Offensive Coordinator of the Power, Mike was named to the position late last season when Derek Stingley was promoted to the head coaching position. Mike brings 16 seasons of National Football League experience as quarterback for the Chicago Bears, Green Bay Packers, Cleveland Browns, and Pittsburgh Steelers. Before his NFL career, Tomczak played collegiately at Ohio State University, leading the team to two Big Ten championships.

Tomczak was an undrafted free agent with the Bears, and won a ring in Super Bowl XX in 1986 against the Patriots. Tomczak started 31 games and threw for 31 touchdowns with Chicago. He spent the next two seasons with the Packers and the Browns. The Steelers then signed Tomczak and he spent seven seasons in Pittsburgh. Mike was a member of the 1996 Steelers Super Bowl Team. He signed with the Lions for the 2000 season, but suffered a broken right tibia in an exhibition game and was out for the entire year, ultimately forcing Tomczak to retire from the NFL.

Tomczak won his first 10 starts at quarterback with Chicago, which set an NFL record. He started 78 NFL games, appeared in 112, and completed 53.4 % of his passes for 88 touchdowns.

In 2009, Tomczak was an Offensive Assistant at Ohio Dominican University. He is the Proud Father of two children, daughter Bryn and son Beau.

# PITTSBURGH POWER COACHING STAFF

## BRIAN BASILE

### LINEBACKERS COACH



Brian Basile has served as the Linebackers Coach for the Pittsburgh Power since the team's inaugural season in 2011. He returns for his third year with the Power, assisting with both the linebackers and the defensive lines.

Brian is also entering his sixth season as a member of the Frostburg State (MD) football staff. In his first three years coaching the defensive backs, Frostburg posted 32 interceptions and 90 pass breakups.

Prior to Frostburg State, Brian gained over three decades of coaching experience at a number of Pennsylvania high schools, including stints at Central Cambria in Ebensburg (1981-86), Johnstown (1987-92), Richland in Johnstown (2002), and Conerbaugh Township in Davidsville (2003-07).

Brian's Arena Football coaching experience also includes serving as Head Coach of the Johnstown Riverhawks of the AFL in 2005 and 2006, doubling as their General Manager during the 2006 season. He also has experience in the Indoor Football League as the Defensive/Recruiting Coordinator for the Johnstown Jackals in 2000 and in 2001 as the Defensive Coordinator for the Johnstown J-Dogs.

Brian was a defensive back for Indiana (PA) and graduated in 1981. He currently resides in Elton, PA, with his wife Carrie and his two daughters, Bella (age 2) and Brianna, a sophomore at Pitt-Johnstown.

## JOHN SIKORA

### LINE COACH



John Sikora returns to the Power as Line Coach for a third year and will to continue to build on his already impressive offensive and defensive lines.

John began his professional career in the AFL playing for the Albany Firebirds. With the Firebirds, he was a member of their 1999 Arena Bowl Championship team. Sikora played "ironman" football in Albany, starting on both the offensive and defensive lines and also served as the team's long-snapper. After leaving Albany, John went to Chicago for three years anchoring the offensive line for the Rush. He was also named the team's lineman of the year in 2006 and set personal records on both the offense and defense.

John played collegiately at Slippery Rock University, setting records and earning accolades as a four-year starter on both the football and lacrosse teams. He was a two-time All-American selection for the Pride and was named First Team All-Pennsylvania State Athletic Conference for two years in a row.

John also coaches football at Central Cambria High School and is married to wife, Stephanie. The couple has three children, Jaylee, Jewel, and Jemma.

# **ROSTER**

## **2013 PITTSBURGH POWER**



# PITTSBURGH POWER 2013 ROSTER

## Returning Players



**PERRY BAKER**



**P.J. BERRY**



**GARY BUTLER**



**LONNELL DEWALT**



**BEAU ELLIOTT**



**CHRIS LEFLORE**



**DOMINIE PITTMAN**



**NEIL PURVIS**



**MIKE WASHINGTON**



**CHRISTIAN WISE**



**TYRE YOUNG**

# PITTSBURGH POWER 2013 ROSTER

Numerical

#	Name	Pos	Ht	Wt	AFL	DOB	College
1	Mike Washington	WR	5'8"	175	2	10/19/86	Hawaii
2	Christian Wise	WR	6'1"	175	2	9/12/85	Clark (GA)
3	Tank Calais	DB	6'0"	205	R	6/8/88	Louisiana Tech
4	Neil Purvis	DL	6'2"	275	5	1/11/82	Virginia State
5	Chris LeFlore	DB	5'10"	185	2	8/23/85	NW Missouri State
6	Brandon Freeman	DB	6'2"	205	2	3/5/85	Massachusetts
7	Jordan Jefferson	QB	6'5"	225	R	8/25/90	LSU
8	P.J. Berry	WR	5'11"	195	2	12/18/82	Virginia State
9	Sergio Gilliam	DB	6'2"	190	3	3/29/85	Clemson
10	Shane Austin	QB	6'1"	200	R	6/14/89	Hawaii
11	Gary Butler	MLB	6'1"	250	1	11/13/84	California (PA)
12	Curtis Walls	WR	5'11"	180	R	10/13/85	North Carolina A&T
15	James Robinson	WR	6'3"	215	1	12/6/82	Butler (KS) CC
17	Alvin Ray Jackson	JLB	6'1"	200	2	9/27/80	Albany State
18	Perry Baker	WR	6'1"	170	1	6/29/86	Fairmont State
20	Joshua Smith	K	6'3"	210	1	7/6/79	St. Andrews
22	Shamar Graves	WR	6'3"	235	1	5/11/87	Rutgers
26	Dee Wolford	DB	6'0"	185	R	4/27/86	Shippensburg
28	Lonnell DeWalt	WR	6'6"	235	2	5/2/86	Kentucky
31	Kirby Griffin	FB	6'1"	280	2	6/6/88	California (PA)
33	Ryan Lewis	MLB	6'0"	235	R	9/29/84	Bethune-Cookman
34	Tyre Young	DL	6'0"	315	2	4/30/83	Indiana (PA)
40	Darius Powell	DL	6'3"	245	R	9/17/88	Fayetteville State
47	Brandon Link	FB	6'1"	300	R	11/16/90	Concord
52	Dominie Pittman	DL	6'3"	255	1	10/13/86	North Alabama
56	Beau Elliott	OL	6'3"	315	3	1/8/83	Indiana (PA)
67	Colton Jones	OL	6'3"	320	R	7/6/89	Arkansas Pine Bluff
69	Jason Thomas	OL	6'3"	330	1	9/12/89	Arkansas Pine Bluff
70	Rodddrell Stewart	OL	6'4"	315	R	9/27/88	Southern
71	Daverin Gerald	OL	6'2"	305	2	1/26/88	Mississippi
81	Quintin Anderson	DL	6'4"	260	R	2/10/89	Wagner
94	Willie McGinnis	DL	6'3"	310	R	1/3/89	Rhode Island

## Pronunciation Guide:

Tank Calais (Cal-LAY)  
 Shamar (shah-MARR) Graves  
 Tyre (tie-REE) Young

Dominie (DAHM-ih-nee) Pittman  
 Daverin (DAVE-rihn) Gerald  
 Lonnell (lon-NELL) DeWalt (de-WALT)

# PITTSBURGH POWER 2013 ROSTER

Alphabetical

#	Name	Pos	Ht	Wt	AFL	DOB	College
81	Quintin Anderson	DL	6'4"	260	R	2/10/89	Wagner
10	Shane Austin	QB	6'1"	200	R	6/14/89	Hawaii
18	Perry Baker	WR	6'1"	170	1	6/29/86	Fairmont State
8	P.J. Berry	WR	5'11"	195	2	12/18/82	Virginia State
11	Gary Butler	MLB	6'1"	250	1	11/13/84	California (PA)
3	Tank Calais	DB	6'0"	205	R	6/8/88	Louisiana Teach
28	Lonnell DeWalt	WR	6'6"	235	2	5/2/86	Kentucky
56	Beau Elliott	OL	6'3"	315	3	1/8/83	Indiana (PA)
6	Brandon Freeman	DB	6'2"	205	2	3/5/85	Massachusetts
71	Daverin Gerald	OL	6'2"	305	2	1/26/88	Mississippi
9	Sergio Gilliam	DB	6'2"	190	3	3/29/85	Clemson
22	Shamar Graves	WR	6'3"	235	1	5/11/87	Rutgers
31	Kirby Griffin	FB	6'1"	280	2	6/6/88	California (PA)
17	Alvin Ray Jackson	JLB	6'1"	200	2	9/27/80	Albany State
7	Jordan Jefferson	QB	6'5"	225	R	8/25/90	LSU
67	Colton Jones	OL	6'3"	320	R	7/6/89	Arkansas Pine Bluff
5	Chris LeFlore	DB	5'10"	185	2	8/23/85	NW Missouri State
33	Ryan Lewis	MLB	6'0"	235	R	9/29/84	Bethune-Cookman
47	Brandon Link	FB	6'1"	300	R	11/16/90	Concord
94	Willie McGinnis	DL	6'3"	310	R	1/3/89	Rhode Island
52	Dominie Pittman	DL	6'3"	255	1	10/13/86	North Alabama
40	Darius Powell	DL	6'3"	245	R	9/17/88	Fayetteville State
4	Neil Purvis	DL	6'2"	275	5	1/11/82	Virginia State
15	James Robinson	WR	6'3"	215	1	12/6/82	Butler (KS) CC
20	Joshua Smith	K	6'3"	210	1	7/6/79	St. Andrews
70	Roddrrell Stewart	OL	6'4"	315	R	9/27/88	Southern
69	Jason Thomas	OL	6'3"	330	1	9/12/89	Arkansas Pine Bluff
12	Curtis Walls	WR	5'11"	180	R	10/13/85	North Carolina A&T
1	Mike Washington	WR	5'8"	175	2	10/19/86	Hawaii
2	Christian Wise	WR	6'1"	175	2	9/12/85	Clark (GA)
26	Dee Wolford	DB	6'0"	185	R	4/27/86	Shippensburg
34	Tyre Young	DL	6'0"	315	2	4/30/83	Indiana (PA)

## Pronunciation Guide:

Tank Calais (Cal-LAY)  
 Shamar (shah-MARR) Graves  
 Tyre (tie-REE) Young

Dominie (DAHM-ih-nee) Pittman  
 Daverin (DAVE-rihn) Gerald  
 Lonnell (lon-NELL) DeWalt (de-WALT)

# PITTSBURGH POWER 2013 ROSTER

## Geographical Player Breakdown

### Power Players Represent 15 States



ARKANSAS (1)		FLORIDA (5)	
Little Rock	Jason Thomas	Fort Lauderdale	James Robinson
		New Smyrna	Perry Baker
		Orlando	Joshua Smith
		Pensacola	Dominie Pittman
CALIFORNIA (2)		Pompano Beach	Ryan Lewis
Carmarillo	Shane Austin	KENTUCKY (1)	
Los Angeles	Christian Wise	Bowling Green	Lonnell DeWalt



# PITTSBURGH POWER 2013 ROSTER

## Geographical Player Breakdown


LOUISIANA (4)		NEW JERSEY (1)	
<b>Baton Rouge</b>	Roddrell Stewart Daverin Gerald	<b>Woodbridge</b>	Shamar Graves
<b>Patterson</b>	Tank Calais	NORTH CAROLINA (1)	
<b>St. Rose</b>	Jordan Jefferson	<b>Charlotte</b>	Curtis Walls
MARYLAND (2)		PENNSYLVANIA (6)	
<b>Cumberland</b>	Brandon Link	<b>Aliquippa</b>	Mike Washington
<b>Waldorf</b>	Darius Powell	<b>Natrona Heights</b>	Beau Elliott
MISSISSIPPI (1)		<b>Pittsburgh</b>	Gary Butler Tyre Young
<b>Como</b>	Alvin Ray Jackson	<b>Rochester</b>	Kirby Griffin
NEBRASKA (1)		<b>Munhall</b>	Dee Wolford
<b>Omaha</b>	Chris LeFlore	SOUTH CAROLINA (1)	
NEW YORK (2)		<b>Greer</b>	Sergio Gilliam
<b>Bainbridge</b>	Willie McGinnis	TEXAS (1)	
<b>Peekskill</b>	Neil Purvis	<b>Dallas</b>	Colton Jones
<b>Rochester</b>	Quintin Anderson	VIRGINIA (2)	
		<b>Hopewell</b>	P.J. Berry
		<b>Ruther Glen</b>	Brandon Freeman

# PITTSBURGH POWER 2013 ROSTER

## New Players



QUINTIN ANDERSON



SHANE AUSTIN



TANK CALAIS



BRANDON FREEMAN



DAVERIN GERALDTS




SERGIO GILLIAM



SHAMAR GRAVES



KIRBY GRIFFIN



ALVIN RAY JACKSON



JORDAN JEFFERSON



COLTON JONES



RYAN LEWIS



BRANDON LINK



WILLIE MCGINNIS



DARIUS POWELL



JAMES ROBINSON



JOSHUA SMITH



RODDRELL STEWART



JASON THOMAS



CURTIS WALLS



DEE WOLFORD

# **PLAYER BIOS**

## **2013 PITTSBURGH POWER**

# PITTSBURGH POWER 2013 PLAYER BIOS



Height: 5'8"  
Weight: 175  
DOB: 10/19/86  
College: University of Hawaii  
Hometown: Aliquippa, PA  
Twitter: @Poppayo

## MIKE WASHINGTON

### WIDE RECEIVER

A Pittsburgh area product, Mike Washington graduated from Aliquippa High School and was a standout wide receiver at the University of Hawaii. Washington started at wide receiver, helping the Warriors go undefeated and win the WAC championship in 2007. Washington has led the Power in receptions, yards, and touchdowns during both the 2011 and 2012 seasons.

Year	Team	Receptions	Yards	Yds/Rec	Long	TD
2011	Pittsburgh	114	1367	12.0	45	30
2012	Pittsburgh	115	1484	12.9	44	34
<b>Total</b>		<b>229</b>	<b>2851</b>	<b>12.4</b>	<b>45</b>	<b>64</b>



Height: 6'1"  
Weight: 175  
DOB: 9/12/85  
College: Clark (GA)  
Hometown: Los Angeles, CA  
Twitter: @CWise

## CHRISTIAN WISE

### DEFENSIVE BACK/WIDE RECEIVER

Christian Wise played for the AF2 Albany Firebirds in 2008-2009 recording 80 catches for 1,221 yards and 17 touchdowns. He played for the Bossier-Shreveport Battle Wings in 2010, recording 10 receptions for 126 yards and 3 touchdowns. He played for the AFL's Kansas City Command before signing with the Power. In 2012 as a Power wide receiver, Christian had twelve receptions hauled in five touchdowns.

Year	Team	Solo	Asst	Total	Sacks	TFL	FF	FR	PBU	Int/Yds
2011	Kansas City	3	5	5.5	0	0	0	1	0	0/0
2012	Pittsburgh	13	5	15.5	0	0	1	0	5	3/50
<b>Total</b>		<b>20</b>	<b>12</b>	<b>26</b>	<b>0</b>	<b>0</b>	<b>1</b>	<b>1</b>	<b>5</b>	<b>3/50</b>



# PITTSBURGH POWER 2013 PLAYER BIOS

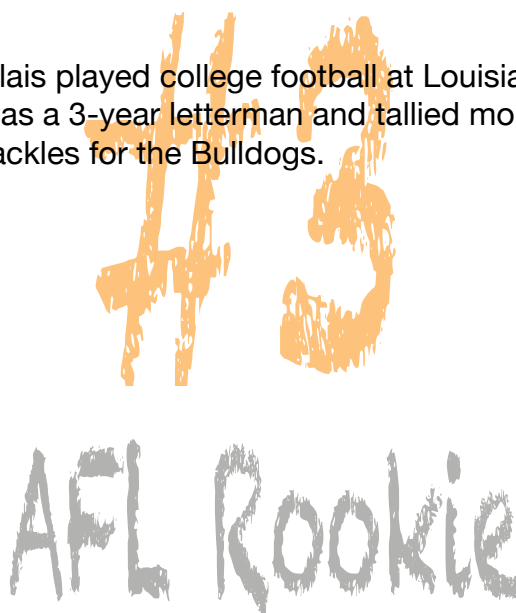


Height: 6'0"  
Weight: 205  
DOB: 6/8/88  
College: Louisiana Tech  
Hometown: Patterson, LA  
Twitter: @saydatdudeIII

## TANK CALAIS

### DEFENSIVE BACK

Tank Calais played college football at Louisiana Tech. Calais was a 3-year letterman and tallied more than 170 career tackles for the Bulldogs.



Height: 6'2"  
Weight: 275  
DOB: 1/11/82  
College: Virginia State  
Hometown: Peekskill, NY

## NEIL PURVIS

### DEFENSIVE BACK

Neil Purvis was a four year starter and three year captain at Virginia State, earning All-Conference honors all four years. Purvis went to the AF2 with the Spokane Shock, helping the team win the Arena Cup Championship in 2006. Purvis then moved to the AFL with Kansas City and played for the Brigade for two years in 2007 and 2008 before signing with the Jacksonville Sharks in 2010. Purvis has been a mainstay on the Power defense for the past two seasons.

Year	Team	Solo	Asst	Total	Sacks	TFL	FF	FR	PBU	Int/Yds
2007	Kansas City	2	3	3.5	0	0	0	0	1	0/0
2008	Kansas City	1	2	2	0	0	0	0	0	0/0
2010	Jacksonville	1	0	1	0	0	0	0	0	0/0
2011	Pittsburgh	12	6	15	0	4.5	1	0	0	0/0
2012	Pittsburgh	9	10	14	0	1.5	1	1	0	0/0
Total		25	21	35.5	0	6.0	2	1	1	0/0

# PITTSBURGH POWER 2013 PLAYER BIOS



Height: 5'10"  
Weight: 185  
DOB: 8/23/85  
College: NW Missouri State  
Hometown: Omaha, NE  
Twitter: @CornerbackCL

## CHRIS LEFLORE

### DEFENSIVE BACK

Chris LeFlore was an honorable mention All-American Intercollegiate Athletics Association star at Northwest Missouri State University. He signed with the AFL's Dallas Vigilantes in 2011 before joining the Power last season. With Dallas, LeFlore tallied 59 tackles, 21 assisted tackles, and five interceptions. On special teams he amassed 447 return yards and two touchdowns on 22 returns. In 2012, LeFlore broke the Power franchise single season interception record with 9. He also became the first player in team history to record multiple interceptions in a single game.

Year	Team	Solo	Asst	Total	Sacks	TFL	FF	FR	PBU	Int/Yds
2011	Dallas	58	22	69	0	0	1	1	18	5/-4
2012	Pittsburgh	44	24	56	0	0	0	0	18	9/58
<b>Total</b>		<b>102</b>	<b>45</b>	<b>125</b>	<b>0</b>	<b>0</b>	<b>1</b>	<b>1</b>	<b>36</b>	<b>14/54</b>



Height: 6'2"  
Weight: 205  
DOB: 3/5/85  
College: Massachusetts  
Hometown: Ruther Glen, VA

## BRANDON FREEMAN

### DEFENSIVE BACK

Brandon Freeman played at UMass as a major contributor in the secondary and on special teams. Freeman will be entering his third season in the AFL, and was most recently a member of the Chicago Rush totaling over 40 tackles, 1 forced fumble, and 1 interception in 2012.

Year	Team	Solo	Asst	Total	Sacks	TFL	FF	FR	PBU	Int/Yds
2010	Arizona	47	10	52.0	0	0	0	0	6	3/9
2012	Chicago	38	5	40.5	0	4	1	1	3	1/2
<b>Total</b>		<b>85</b>	<b>15</b>	<b>92.5</b>	<b>0</b>	<b>4</b>	<b>1</b>	<b>1</b>	<b>9</b>	<b>4/11</b>

# PITTSBURGH POWER 2013 PLAYER BIOS



Height: 6'5"  
Weight: 225  
DOB: 8/25/90  
College: Louisiana State  
Hometown: St. Rose, LA  
Twitter: @JJefferson9

## JORDAN JEFFERSON

### QUARTERBACK

Jordan Jefferson played at LSU throwing for 4,733 yards and 34 TDs during his career. At LSU, Jefferson earned the Chick-fil-A Bowl Offensive MVP in 2008 and was the Tigers starting QB in the 2012 BCS National Championship game against Alabama. He also holds the LSU school record for rushing yards by a quarterback with 1,018 for his career. Jefferson signed with the NFL's Tampa Bay Buccaneers of the NFL as an undrafted free agent and was with the team for a brief stint. He then signed with the Montreal Alouettes of the CFL for the 2012 season.

AFL Rookie



Height: 5'11"  
Weight: 195  
DOB: 12/18/82  
College: Virginia State  
Hometown: Hopewell, VA  
Twitter: @supermanvsu8

## P.J. BERRY

### WIDE RECEIVER/KICK RETURNER

P.J. Berry was named to the All-Central Intercollegiate Athletic Association all four years at Virginia State. He is one of only two players in Virginia State history to be named an All-American in football. In 2005, P.J. was second among kick returners in the nation with a 34.4 yards/return average. Berry played in the AF2 for South Georgia and Bossier-Shreveport. In 2010, he moved up to the AFL signing with New Orleans. With the VooDoo, Berry broke the record for all-purpose yards with 3,702 and also led the team with 41 touchdowns. In 2011, Berry earned AFL Ironman of the Year honors. Berry followed Coach Derek Stingley to Pittsburgh the following season and with the Power he earned First-Team All-AFL as a special teamer and led the League with 3,340 all-purpose yards.

Year	Team	Receptions	Yards	Yds/Rec	Long	TD
2011	New Orleans	155	1593	10.3	42	27
2012	Pittsburgh	111	1282	11.5	45	18
<b>Total</b>		<b>384</b>	<b>4227</b>	<b>11</b>	<b>45</b>	<b>78</b>



# PITTSBURGH POWER 2013 PLAYER BIOS



Height: 6'2"  
Weight: 190  
DOB: 3/29/85  
College: Clemson  
Hometown: Greer, SC

## SERGIO GILLIAM

### DEFENSIVE BACK

At Clemson, Gilliam was a two-year starter and four-year letterman, finishing his career with 64 tackles and an invitation to the 2006 Hula Bowl. Gilliam is a three-year AFL veteran, playing two seasons with the Kansas City Command (2011-12) and a partial seasons with the Arizona Rattlers and the Oklahoma City Yard Dawgz in 2010. With the Command, the defensive back led the team in interceptions and recorded 150 tackles.

Year	Team	Solo	Asst	Total	Sacks	TFL	FF	FR	PBU	Int/Yds
2010	Ariz/OKC	30	11	35.5	0	0	2	2	8	3/27
2011	Kansas City	72	15	79.5	0	1.5	1	0	18	9/84
2012	Kansas City	62	17	70.5	0	1.0	1	1	10	6/102
<b>Total</b>		<b>164</b>	<b>43</b>	<b>185.5</b>	<b>0</b>	<b>2.5</b>	<b>4</b>	<b>3</b>	<b>34</b>	<b>18/213</b>



Height: 6'1"  
Weight: 200  
DOB: 6/14/89  
College: Hawaii  
Hometown: Camarillo, CA  
Twitter: @shaneaustin10

## SHANE AUSTIN

### QUARTERBACK

Shane Austin, a University of Hawaii product, recorded a total of 1,303 passing yards and 6 touchdowns in his college career. In 2012, he starred in the IFL with the Everett Raptors, breaking five IFL records: most passing TDs in a game (9), most passing TDs in three games (24), most points in a four game span, most average points in a four game span, and most combined points in a quarter (42).

AFL Rookie



# PITTSBURGH POWER 2013 PLAYER BIOS



Height: 6'1"  
Weight: 250  
DOB: 1/13/84  
College: California (PA)  
Hometown: Pittsburgh, PA

## GARY BUTLER

### MAC LINEBACKER

Gary Butler prepped locally at California (PA) University. For the Vulcans, he earned PSAC West Defensive Player of the Year honor in 2007 and ended his CALU career with 29 tackles for losses for a record of 144 yards. Butler signed as an undrafted free agent with the NFL's Philadelphia Eagles. In 2009, he then joined the CFL's British Columbia Lions, appearing in 8 games. Butler signed with the Pittsburgh Power in 2011 for their inaugural season tallying more than 47 tackles.

Year	Team	Solo	Asst	Total	Sacks	TFL	FF	FR	PBU	Int/Yds
2011	Pittsburgh	38	19	47.5	4	6	1	3	7	0/0
<b>Total</b>		<b>38</b>	<b>19</b>	<b>47.5</b>	<b>4</b>	<b>6</b>	<b>1</b>	<b>3</b>	<b>7</b>	<b>0/0</b>



Height: 5'11"  
Weight: 180  
DOB: 10/13/85  
College: North Carolina A&T  
Hometown: Charlotte, NC  
Twitter: @CurtisWalls

## CURTIS WALLS

### WIDE RECEIVER

Curtis Walls was a four-year letterman at North Carolina A&T tallying more than 1,000 career receiving yards. He had 477 yards in his junior year, a career high. Walls spent time in the Montreal Alouettes CFL training camp. In 2011, he signed with the AFL's Tulsa Talons, before moving to the Toronto Argonauts (CFL). Walls signed with the Power for their 2013 season after an impressive showing at their annual Open Tryouts this past November.

AFL Rookie

# PITTSBURGH POWER 2013 PLAYER BIOS




Height: 6'3"  
Weight: 215  
DOB: 12/6/82  
College: Butler (KS) CC  
Hometown: Fort Lauderdale, FL

## JAMES ROBINSON

### WIDE RECEIVER

James Robinson began his professional football career playing in the NIFL with the Florida Frenzy for 2 seasons. In 2007, he signed with the South Georgia Wildcats of the AF2 where he accumulated 77 catches for 1,168 yards and 27 touchdowns. Robinson entered the AFL in 2008 signing with the Kansas City Brigade. As an AFL rookie he caught two passes for 11 yards and recorded one touchdown. In 2009, he spent time in the NFL on the practice squads of the Miami Dolphins, Cleveland Browns, and Washington Redskins. Robinson also spent time in the CFL for four seasons, three with the Toronto Argonauts and one with the Saskatchewan Roughriders. He tallied 52 receptions for 747 yards and three touchdowns in the CFL.

AFL Rookie



Height: 6'1"  
Weight: 200  
DOB: 9/27/80  
College: Albany State  
Hometown: Como, MS  
Twitter: @alvinray17

## ALVIN RAY JACKSON

### JACK LINEBACKER

Alvin Ray Jackson played his junior and senior years of college at Albany (GA) State University recording over 75 receptions, 1,300 receiving yards, and 13 touchdowns. Jackson also earned All-Southern Intercollegiate Athletic Conference Second Team awards two times. His junior year, he was ranked No. 17 in the nation in punt returns. After college, Jackson played three years in the AF2, with the South Georgia Wildcats and Albany Firebirds. He moved to the AFL, signing with the New Orleans VooDoo in 2010 where he spent the past two seasons. In 2012, Jackson led the AFL in interceptions (14), earned First-Team All-AFL honors, and helped the VooDoo to the AFL playoffs.

Year	Team	Solo	Asst	Total	Sacks	TFL	FF	FR	PBU	Int/Yds
2011	New Orleans	75	28	89.0	0	5	1	3	7	8/95
2012	New Orleans	64	19	47.5	0	3.5	2	0	3	14/55
<b>Total</b>		<b>139</b>	<b>50</b>	<b>164.0</b>	<b>0</b>	<b>8.5</b>	<b>3</b>	<b>3</b>	<b>10</b>	<b>22/150</b>

# PITTSBURGH POWER 2013 PLAYER BIOS



Height: 6'1"  
Weight: 170  
DOB: 6/29/86  
College: Fairmont State (WV)  
Hometown: New Smyrna, FL

## PERRY BAKER

### WIDE RECEIVER

Perry Baker, a Fairmont (WV) State product, recorded 1,552 receiving yards and 19 touchdowns for the Falcons. In his senior year he led the team with 28 receptions, 501 yards and nine touchdowns. Baker has NFL bloodlines that include his older brother, Dallas, who played three seasons with the Pittsburgh Steelers, and uncle, Wes Chandler, who played for the NFL's New Orleans Saints, San Francisco 49ers, and San Diego Chargers earning four Pro Bowl appearances. Prior to joining the Power in 2011, Baker was a NFL free agent signee to the Philadelphia Eagles. Baker's 2012 season with the Power was cut short due to injury.

Year	Team	Receptions	Yards	Yds/Rec	Long	TD
2012	Pittsburgh	1	23	23	23	0
<b>Total</b>		<b>1</b>	<b>23</b>	<b>23</b>	<b>23</b>	<b>0</b>

## JOSHUA SMITH

### KICKER



Height: 6'3"  
Weight: 210  
DOB: 7/6/79  
College: St. Andrews  
Hometown: Orlando, FL

Joshua Smith played Division II soccer at St. Andrews Presbyterian College. Smith began his professional football career in 2011 kicking for the Richmond Raiders of the SIFL. In 11 games with the Raiders, Smith scored 109 points and set a SIFL record for most consecutive extra points in a single game (12-12). This is Smith's second season in the AFL. In 2012, he played for the Milwaukee Mustangs connecting on 11-of-15 extra points and 1-of-2 field goals.

Year	Team	FG-Made	FG-Att.	FG%	Long	PAT
2012	Milwaukee	1	2	50	24	11-15
<b>Total</b>		<b>1</b>	<b>2</b>	<b>50</b>	<b>24</b>	<b>11-15</b>



# PITTSBURGH POWER 2013 PLAYER BIOS



Height: 6'3"  
Weight: 235  
DOB: 5/11/87  
College: Rutgers  
Hometown: Woodbridge, NJ  
Twitter: @shamargraves

## SHAMAR GRAVES

### WIDE RECEIVER

Shamar Graves finished his career at Rutgers with 33 receptions for more than 400 yards and five touchdowns. In 2012, Graves signed with the Jacksonville Sharks of the AFL, recording 29 receptions for 361 yards and seven touchdowns as a rookie.

Year	Team	Receptions	Yards	Yds/Rec	Long	TD
2012	Jacksonville	29	361	12.4	45	7
<b>Total</b>		<b>29</b>	<b>361</b>	<b>12.4</b>	<b>45</b>	<b>7</b>



Height: 6'0"  
Weight: 185  
DOB: 4/27/86  
College: Shippensburg  
Hometown: Munhall, PA

## DEE WOLFORD

### DEFENSIVE BACK

Darrell "Dee" Wolford joined the USFA's Pittsburgh Pride where he played two seasons (2008-09). In 2008, he earned USFA 1st Team All-American Defensive Back and USFA 1st Team All-American KR/PR honors. In 2009, Wolford was named team MVP and 1st Team All-American. In 2010, he signed with the Reading Express of the IFL, playing two seasons (2010-11). This is Wolford's rookie season in the AFL, signing with the Power after an impressive showing at their 2012 annual Open Tryouts.

AFL Rookie



# PITTSBURGH POWER 2013 PLAYER BIOS



Height: 6'6"  
Weight: 235  
DOB: 5/2/86  
College: Kentucky  
Hometown: Bowling Green, KY

## LONNELL DEWALT

### WIDE RECEIVER

Lonnell DeWalt returns to the Power for his third AFL season. With Pittsburgh in the franchise's inaugural season in 2011, DeWalt caught 45 passes for 489 yards and scored 21 touchdowns as a rookie. Last season, he added 11 receptions and 151 yards with the Power before appearing with the Utah Blaze mid-season. Prior to playing in the AFL, Lonnell played one year at the University of Kentucky, tallying 11 receptions for 122 yards and blocking 7 kicks on special teams for the Wildcats.

Year	Team	Receptions	Yards	Yds/Rec	Long	TD
2011	Pittsburgh	45	489	10.9	45	21
2012	Pittsburgh	11	151	13.7	44	4
<b>Total</b>		<b>56</b>	<b>640</b>	<b>11.4</b>	<b>45</b>	<b>25</b>



Height: 6'1"  
Weight: 280  
DOB: 6/6/88  
College: California (PA)  
Hometown: Rochester, PA  
Twitter: @kirbg21

## KIRBY GRIFFIN

### FULLBACK

Kirby Griffin started his collegiate career at Geneva College before transferring to California (PA) University. As a fullback for the Vulcans he earned 1st team All-PSAC West in 2006 and 2007 and AP Little All-American in 2007. Griffin joined the AFL in 2010, signing with the Jacksonville Sharks. With Jacksonville, he rushed for over 350 yards and recorded 32 touchdowns over two seasons.

Year	Team	Att	Yards	Yds/Att	Long	TD
2010	Jacksonville	50	127	2.5	20	14
2011	Jacksonville	82	247	3.0	23	18
<b>Total</b>		<b>132</b>	<b>374</b>	<b>2.8</b>	<b>23</b>	<b>32</b>

# PITTSBURGH POWER 2013 PLAYER BIOS



Height: 6'0"  
Weight: 235  
DOB: 9/29/89  
College: Bethune-Cookman  
Hometown: Pompano Beach, FL

## RYAN LEWIS

### MAC LINEBACKER

Ryan Lewis, a four year star at Bethune-Cookman, led the Wildcats in tackles his junior year in 2010, and had 10 interceptions for his career. A second-team All-MEAC selection his senior year, Lewis scored three defensive touchdowns ( 2 interceptions and 1 fumble recovery) in college.

#33  
AFL Rookie



Height: 6'0"  
Weight: 315  
DOB: 4/30/83  
College: Indiana (PA)  
Hometown: Pittsburgh, PA

## TYRE YOUNG

### DEFENSIVE LINE

Tyre Young played nose tackle and fullback for the University of Pittsburgh and Indiana (PA) University prior to playing professional football in the AFL and AF2. Young started his professional career as a fullback in 2006, playing three years in the AF2. Moving up to the AFL, he spent the 2010 season with the Milwaukee Mustangs, racking up 20 touchdowns. Young signed with the Power for the 2012 season as a fullback and will be featured exclusively on the defensive line in 2013.

Year	Team	Att	Yards	Yds/Att	Long	TD
2010	Milwaukee	68	177	2.6	18	20
2012	Pittsburgh	45	100	2.2	26	7
<b>Total</b>		<b>113</b>	<b>277</b>	<b>2.5</b>	<b>26</b>	<b>27</b>

# PITTSBURGH POWER 2013 PLAYER BIOS



Height: 6'3"  
Weight: 245  
DOB: 9/17/88  
College: Fayetteville (NC) State  
Hometown: Waldorf, MD

## DARIUS POWELL

### DEFENSIVE LINE

Darius Powell, started his college career at the University of North Carolina, before transferring to Fayetteville (NC) State for his senior year. At FSU, Powell tallied 36 tackles, a team-high of 8.5 sacks, and was named All-CIAA second team. Powell played for the Hamilton Tiger-Cats of the CFL for two seasons (2011-12).

#40  
AFL Rookie



Height: 6'2"  
Weight: 300  
DOB: 11/16/90  
College: Concord  
Hometown: Cumberland, MD  
Twitter: @Link74

## BRANDON LINK

### FULLBACK

A center for his college career at Concord (WV) University, Brandon Link was a member of an offensive line that helped the Mountain Lions generate more than 373 yards of offense per game on route to their league championship. He was a 2011 Division II All-American and was nominated for the prestigious Gene Upshaw Award given to the top lineman in Division II.

#44  
AFL Rookie



# PITTSBURGH POWER 2013 PLAYER BIOS



Height: 6'3"  
Weight: 255  
DOB: 10/13/86  
College: North Alabama  
Hometown: Pensacola, FL

## DOMINIE PITTMAN

### DEFENSIVE LINE

Dominie Pittman dominated at defensive end for the University of North Alabama. Pittman led his team and ranked twice in the top 10 for sacks in the Southern Conference (2008 & 2009). Prior to signing with the Power, Dominie played for the British Columbia Lions of the Canadian Football League.

Year	Team	Solo	Asst	Total	Sacks	TFL	FF	FR	PBU	Int/Yds
2012	Pittsburgh	23	18	32	5	5.6	1	0	1	0/0
<b>Total</b>		<b>23</b>	<b>18</b>	<b>32</b>	<b>5</b>	<b>5.5</b>	<b>1</b>	<b>0</b>	<b>1</b>	<b>0/0</b>



Height: 6'3"  
Weight: 315  
DOB: 1/8/83  
College: Indiana (PA)  
Hometown: Natrona Heights, PA


## BEAU ELLIOTT

### OFFENSIVE LINE

Beau Elliott was a three-year starter at Indiana (PA) University and played both guard and center positions. In his senior year, Elliott was named second team All-PSAC West. He earned Freshman of the Year honors; only the second offensive lineman in school history to achieve this accomplishment. Elliott played two seasons for the AF2's Wilkes-Barre/Scranton Pioneers and earned a starting center position with the Chicago Rush of the AFL in 2008. He was also named to the AFL's All-Rookie team in 2008.



# PITTSBURGH POWER 2013 PLAYER BIOS



Height: 6'3"  
Weight: 320  
DOB: 7/6/89  
College: Arkansas Pine Bluff  
Hometown: Dallas, TX

## COLTON JONES

### OFFENSIVE LINE

A Rookie from Arkansas Pine Bluff, Colton Jones was a four year standout on the Golden Lion's offensive line.

#67  
AFL Rookie



Height: 6'3"  
Weight: 330  
DOB: 9/12/89  
College: Arkansas Pine Bluff  
Hometown: Little Rock, AR

## JASON THOMAS

### OFFENSIVE LINE

Jason Thomas has one year of AFL experience playing for Jacksonville in 2012. He started five games for the Sharks last season.

#69

# PITTSBURGH POWER 2013 PLAYER BIOS



Height: 6'4"  
Weight: 315  
DOB: 9/27/88  
College: Southern University  
Hometown: Baton Rouge, LA

## RODDRELL STEWART

### OFFENSIVE LINE

Roddrell Stewart played offensive guard at Southern University. He spent the 2012 season as a member of the IFL's Tri-Cities Fever in Kennewick, WA. This is Stewart's rookie season in the AFL.

#70  
AFL Rookie



Height: 6'2"  
Weight: 305  
DOB: 1/26/88  
College: Mississippi  
Hometown: Baton Rouge, LA  
Twitter: @Datboi72

## DAVERIN GERALDS

### OFFENSIVE LINE

Daverin Gerald was a three-year letter winner at "Ole Miss. He appeared in back-to-back Cotton Bowls in 2008-09. This is Gerald's third season in the AFL, playing the 2011-12 seasons with the New Orleans VooDoo.

#71

# PITTSBURGH POWER 2013 PLAYER BIOS



Height: 6'4"  
Weight: 260  
DOB: 2/10/89  
College: Wagner  
Hometown: Rochester, NY  
Twitter: @Mr\_QAnderson

## QUINTIN ANDERSON

### DEFENSIVE LINE

Quintin Anderson played college football for Wagner University, where he started his football career playing as an offensive lineman before switching to defensive end during his sophomore year. He finished his career at Wagner with 50 career tackles. After Anderson finished his senior season, he was invited to participate in rookie mini-camp with the Jacksonville Jaguars of the NFL. The linebacker later became an undrafted free agent with the Tampa Bay Buccaneers before signing with the Power this fall. This is Anderson's rookie season in the AFL.

AFL Rookie



Height: 6'4"  
Weight: 305  
DOB: 9/30/87  
College: Rhode Island  
Hometown: Bainbridge, NY  
Twitter: @Willie\_Mack56

## WILLIE MCGINNIS

### DEFENSIVE LINE

Willie McGinnis played collegiately at the University of Rhode Island. With the Rams, he played in 45 total games, recording 180 tackles and 6.5 sacks. McGinnis is an AFL rookie, coming to the Power after an impressive performance at the Power's 2012 Open Tryouts and AFL Combine last November.

AFL Rookie

# **YEAR IN REVIEW**

## **2012 PITTSBURGH POWER**



# PITTSBURGH POWER 2012 YEAR IN REVIEW



## THE BASICS

**Record:** 5-13

**Home:** 1-8

**Away:** 4-5

**Division Place:** 4th American Conference East

**Head Coach:** Chris Siegfried (2-8 record)  
Derek Stingley (3-5 record)

## 2012 SCHEDULE & RESULTS

Week	Date	Kickoff	Opponent	Results	Location
1	3/9/12	8:30 pm	Orlando Predators	W 40-26	Orlando, FL
3	3/23/12	8:00 pm	Philadelphia Soul	L 59-84	Pittsburgh, PA
4	3/29/12	7:30 pm	Milwaukee Mustangs	L 40-63	Milwaukee, WI
5	4/6/12	7:30 pm	Iowa Barnstormers	L 42-55	Pittsburgh, PA
6	4/14/12	7:30 pm	Orlando Predators	W 57-54 (OT)	Pittsburgh, PA
7	4/20/12	8:00 pm	New Orleans VooDoo	L 48-51	New Orleans, LA
8	4/28/12	7:30 pm	Cleveland Gladiators	L 43-58	Pittsburgh, PA
9	5/5/12	8:00 pm	Georgia Force	L 52-55	Pittsburgh, PA
10	5/12/12	8:00 pm	San Antonio Talons	L 52-68	San Antonio, TX
11	5/19/12	7:30 pm	Kansas City Command	L 37-43	Pittsburgh, PA
13	6/2/12	9:00 pm	Arizona Rattlers	L 45-55	Phoenix, AZ
14	6/8/12	8:00 pm	Cleveland Gladiators	W 2-0	Cleveland, OH
15	6/16/12	7:30 pm	Milwaukee Mustangs	L 62-63	Pittsburgh, PA
16	6/24/12	6:05 pm	Philadelphia Soul	L 34-69	Philadelphia, PA
17	6/30/12	8:05 pm	Iowa Barnstormers	W 56-49	Des Moines, IA
18	7/7/12	7:30 pm	Tampa Bay Storm	L 61-65	Pittsburgh, PA
19	7/14/12	7:00 pm	Georgia Force	W 58-64	Duluth, GA

# PITTSBURGH POWER 2012 GAME BY GAME STATS

## GAME 1

40



26

March 9, 2012 | Amway Center | Orlando, FL | 8:30 pm | Attendance: 13,002

<b>PITTSBURGH</b>	<b>0</b>	<b>14</b>	<b>12</b>	<b>14</b>	<b>- 40</b>
<b>ORLANDO</b>	<b>0</b>	<b>14</b>	<b>6</b>	<b>6</b>	<b>- 26</b>

Opening night of the 2012 season in Orlando was an exciting victory by the visiting Pittsburgh Power. The game opened with a series of quick drives resulting in turnovers on downs and defense by corners Brian Williams and Chris LeFlore. The Net 10 Player of the Game,

Andrico Hines, ended the night with 18 completions in 35 attempts for 266 yards and 6 touchdowns. Mike Washington caught 9 passes for 166 yards including the long play of the game, a 44 yarder for one of his four touchdowns. Brian Williams let the Power defense with 8 tackles.

### INDIVIDUAL STAT LEADERS

<b>PASSING</b>	<b>Cmp</b>	<b>Att</b>	<b>Int</b>	<b>Yds</b>	<b>TD</b>	<b>Lon</b>	<b>Sack</b>
HINES, Andrico	18	35	0	266	6	44	1

<b>RUSHING</b>	<b>No.</b>	<b>Gain</b>	<b>Loss</b>	<b>Net</b>	<b>TD</b>	<b>Lg</b>	<b>Avg</b>
COLLINS, Conred	5	20	0	20	0	7	4.0
HINES, Andrico	1	1	0	1	0	1	1.0

<b>RECEIVING</b>	<b>No.</b>	<b>Yds</b>	<b>TD</b>	<b>Lg</b>
WASHINGTON, Mike	9	166	4	44
BERRY, P.J.	4	52	1	36

ALL RETURNS	MFG			Kickoffs			Intercept		
	No	Yds	Lg	No	Yds	Lg	No	Yds	Lg
WASHINGTON	0	0	0	1	0	0	0	0	0
BERRY, P.J.	0	0	0	2	24	18	0	0	0

<b>ALL PURPOSE</b>	<b>Rush</b>	<b>Rcv</b>	<b>KR</b>	<b>FGR</b>	<b>IR</b>	<b>Total</b>
WASHINGTON	0	166	0	0	0	166
BERRY, P.J.	0	52	24	0	0	76

<b>KICKOFFS</b>	<b>No.</b>	<b>Yds</b>	<b>TB</b>	<b>OB</b>	<b>Avg.</b>
GROFF, Matt	7	391	1	0	55.9

### TEAM TOTALS

	<b>PIT</b>	<b>ORL</b>
<b>FIRST DOWNS</b>	13	13
Rushing	1	3
Passing	11	9
Penalty	1	1
<b>NET YARDS RUSHING</b>	21	44
Rushing Attempts	6	12
Average Per Rush	3.5	3.7
Rushing Touchdowns	0	1
<b>NET YARDS PASSING</b>	264	174
Completions-Attempts-Int	18-35-0	21-42-1
Average Per Attempt	7.5	4.1
Average Per Completion	14.7	8.3
Passing Touchdowns	6	3
<b>TOTAL OFFENSE YARDS</b>	285	218
Total offense plays	42	58
Average Gain Per Play	6.8	3.8
<b>Fumbles: Number-Lost</b>	0-0	1-0
<b>Penalties: Number-Yards</b>	3-17	4-24
<b>KICKOFFS-YARDS</b>	7-391	5-262
Average Yards Per Kickoff	55.9	52.4
Net Yards Per Kickoff	36.3	40.0
Touchbacks	1	1
<b>Kickoff returns: Number-Yds-TD</b>	4-62-0	6-137-0
Average Per Return	15.5	22.8
<b>Interceptions: Number-Yds-TD</b>	1-5-0	0-0-0
<b>Possession Time</b>	25:35	34:25
1st Quarter	5:04	9:56
2nd Quarter	9:51	5:09
3rd Quarter	6:14	8:46
4th Quarter	4:26	10:34
<b>Third-Down Conversions</b>	4 of 9	2 of 12
<b>Fourth-Down Conversions</b>	2 of 5	3 of 9
<b>Red-Zone Scores-Chances</b>	2-3	3-4
<b>Sacks By: Number-Yards</b>	4-14	1-2
<b>PAT Kicks</b>	0-0	0-1
2-Point drop-kick PATs	0-0	0-0
<b>Field Goals</b>	0-0	0-0
4-Point drop kick FGs	0-0	0-0
<b>Touchdowns (Rush-Pass-Return)</b>	0-6-0	1-3-0

# PITTSBURGH POWER 2012 GAME BY GAME STATS

## GAME 2

59



84

March 23, 2012 | CONSOL Energy Center | Pittsburgh, PA | 8:00 pm | Attendance: 7,094

PITTSBURGH	19	14	20	6	-	59
PHILADELPHIA	14	27	16	27	-	84

Both teams got off to quick starts, with Philadelphia taking possession first. The back-and-forth battle continued in the second quarter as Power QB Bill Stull hit Moqut Ruffins in the back of the endzone giving the Power a lead 26-21. At the half, the Soul led 41-33.

Late in the fourth quarter Stull connected with Lonnell Dewalt for the score, which would be the last time Pittsburgh found the end-zone. Philadelphia then capitalized on Power turnovers and the home team failed to rally, ending the game with a 84-59 Soul victory.

### INDIVIDUAL STAT LEADERS

PASSING	Cmp	Att	Int	Yds	TD	Long	Sack
STULL, Bill	26	42	3	299	6	39	2

RUSHING	No.	Gain	Loss	Net	TD	Lg	Avg
YOUNG, Tyre	5	23	0	23	1	7	4.6
WASHINGTON	1	0	6	-6	0	0	-6.0

RECEIVING	No.	Yds	TD	Lg
WASHINGTON, Mike	9	80	2	21
HYMES, Randy	7	112	2	39

ALL RETURNS	MFG			Kickoffs			Intercept		
	No	Yds	Lg	No	Yds	Lg	No	Yds	Lg
BERRY, P.J.	0	0	0	8	162	29	0	0	0
LEFLORE, Chris	0	0	0	0	0	0	1	0	0

ALL PURPOSE	Rush	Rcv	KR	FGR	IR	Total
BERRY, P.J.	0	49	162	0	0	211
HYMES, Randy	0	112	0	0	0	112

KICKOFFS	No.	Yds	TB	OB	Avg.
WAGNER, Collin	8	404	1	1	50.5

TEAM TOTALS	PHI	PIT
<b>FIRST DOWNS</b>	20	19
Rushing	4	2
Passing	13	14
Penalty	3	3
<b>NET YARDS RUSHING</b>	58	17
Rushing Attempts	12	6
Average Per Rush	4.8	2.8
Rushing Touchdowns	3	1
<b>NET YARDS PASSING</b>	201	290
Completions-Attempts-Int	19-29-2	26-42-3
Average Per Attempt	6.9	6.9
Average Per Completion	10.6	11.2
Passing Touchdowns	7	6
<b>TOTAL OFFENSE YARDS</b>	259	307
Total offense plays	42	50
Average Gain Per Play	6.2	6.1
<b>Fumbles: Number-Lost</b>	4-3	5-3
<b>Penalties: Number-Yards</b>	5-51	2-16
<b>KICKOFFS-YARDS</b>	11-636	8-404
Average Yards Per Kickoff	57.8	50.5
Net Yards Per Kickoff	43.1	33.1
Touchbacks	2	1
<b>Kickoff returns: Number-Yds-TD</b>	7-139-1	8-162-0
Average Per Return	19.9	20.2
<b>Interceptions: Number-Yds-TD</b>	1-15-0	2-4-0
<b>Possession Time</b>	29:28	30:32
1st Quarter	7:05	7:55
2nd Quarter	9:11	5:49
3rd Quarter	8:02	6:58
4th Quarter	5:10	9:50
<b>Third-Down Conversions</b>	1 of 3	5 of 8
<b>Fourth-Down Conversions</b>	1 of 2	0 of 2
<b>Red-Zone Scores-Chances</b>	4-6	4-4
<b>Sacks By: Number-Yards</b>	10-12	5-8
<b>PAT Kicks</b>	0-0	0-0
2-Point drop-kick PATs	0-0	0-0
<b>Field Goals</b>	0-0	0-0
4-Point drop kick FGs	0-0	0-0
<b>Touchdowns (Rush-Pass-Return)</b>	3-7-2	1-6-2

# PITTSBURGH POWER 2012 GAME BY GAME STATS

## GAME 3

40



63

March 29, 2012 | Bradley Center | Milwaukee, WI | 7:30 pm | Attendance: 3,116

<b>PITTSBURGH</b>	<b>3</b>	<b>14</b>	<b>0</b>	<b>23</b>	<b>-</b>	<b>40</b>
<b>MILWAUKEE</b>	<b>20</b>	<b>10</b>	<b>14</b>	<b>19</b>	<b>-</b>	<b>63</b>

In the third matchup of the 2012 season, the Pittsburgh Power traveled to Milwaukee to take on the Mustangs. Missed opportunities plagued the Power offense and the game resulted in a 63-40 loss.

Lonnell DeWalt was a top performer for the Power with 7 catches for 97 yards and 2 touchdowns including a 44 yarder. Tyre Young also had a standout game with six rushes for 46 yards and 2 touchdowns in his return to Milwaukee.

Gino Guidigli led the Mustangs with 170 passing yards. Guidigli also racked up 6 touchdowns (3 passing and 3 rushing). Ryan McFoy led the Milwaukee defense with an impressive 9 tackles.

### INDIVIDUAL STAT LEADERS

<b>PASSING</b>	<b>Cmp-Att-Int</b>	<b>Yds</b>	<b>TD</b>	<b>Long</b>	<b>Sack</b>
STULL, Bill	13-31-2	186	1	44	3

<b>RUSHING</b>	<b>No.</b>	<b>Gain</b>	<b>Loss</b>	<b>Net</b>	<b>TD</b>	<b>Lg</b>	<b>Avg</b>
YOUNG, Tyre	6	41	0	41	2	26	6.8
BERRY, P.J.	1	5	0	5	1	5	5.0

<b>RECEIVING</b>	<b>No.</b>	<b>Yds</b>	<b>TD</b>	<b>Lg</b>
BERRY, P.J.	8	104	0	22
DEWALT, Lonnell	7	97	2	44

<b>ALL RETURNS</b>	<b>MFG</b>	<b>Kickoffs</b>	<b>Intercept</b>
	<b>No Yds Lg</b>	<b>No Yds Lg</b>	<b>No Yds Lg</b>
BERRY, P.J.	0 0 0	6 85 25	0 0 0
WASHINGTON	0 0 0	1 3 3	0 0 0

<b>ALL PURPOSE</b>	<b>Rush</b>	<b>Rcv</b>	<b>KR</b>	<b>FGR</b>	<b>IR</b>	<b>Total</b>
BERRY, P.J.	5	104	85	0	0	194
DEWALT, Lonnell	0	97	0	0	0	97

<b>KICKOFFS</b>	<b>No.</b>	<b>Yds</b>	<b>TB</b>	<b>OB</b>	<b>Avg.</b>
WAGNER, Collin	4	205	0	1	51.2

### TEAM TOTALS

	PIT	MKE
<b>FIRST DOWNS</b>	23	16
Rushing	5	4
Passing	17	12
Penalty	1	0
<b>NET YARDS RUSHING</b>	46	28
Rushing Attempts	7	10
Average Per Rush	6.6	2.8
Rushing Touchdowns	3	3
<b>NET YARDS PASSING</b>	297	190
Completions-Attempts-Int	23-47-2	18-25-0
Average Per Attempt	6.3	7.6
Average Per Completion	12.9	10.6
Passing Touchdowns	2	5
<b>TOTAL OFFENSE YARDS</b>	343	218
Total offense plays	57	35
Average Gain Per Play	6.0	6.2
<b>Fumbles: Number-Lost</b>	2-1	1-1
<b>Penalties: Number-Yards</b>	4-18	7-52
<b>KICKOFFS-YARDS</b>	4-205	11-610
Average Yards Per Kickoff	51.2	55.5
Net Yards Per Kickoff	34.8	47.5
Touchbacks	0	4
<b>Kickoff returns: Number-Yds-TD</b>	7-88-0	3-66-0
Average Per Return	12.6	22.0
<b>Interceptions: Number-Yds-TD</b>	0-0-0	2-24-1
<b>Possession Time</b>	34:16	25:44
1st Quarter	11:48	7:06
2nd Quarter	7:54	7:41
3rd Quarter	7:19	7:45
4th Quarter	7:15	9:50
<b>Third-Down Conversions</b>	2 of 7	3 of 4
<b>Fourth-Down Conversions</b>	1 of 2	0 of 0
<b>Red-Zone Scores-Chances</b>	5-6	6-7
<b>Sacks By: Number-Yards</b>	0-0	3-13
<b>PAT Kicks</b>	3-3	6-9
2-Point drop-kick PATs	0-0	0-0
<b>Field Goals</b>	1-1	1-1
4-Point drop kick FGs	0-0	0-0
<b>Touchdowns (Rush-Pass-Return)</b>	3-2-0	3-5-1



# PITTSBURGH POWER 2012 GAME BY GAME STATS

## GAME 4

42



55

April 6, 2012 | CONSOL Energy Center | Pittsburgh, PA | 7:30 pm | Attendance: 4,491

<b>PITTSBURGH</b>	<b>7</b>	<b>21</b>	<b>7</b>	<b>7</b>	<b>- 42</b>
<b>IOWA</b>	<b>7</b>	<b>20</b>	<b>14</b>	<b>14</b>	<b>- 55</b>

The Pittsburgh Power lost their third consecutive game to the visiting Iowa Barnstormers, 55-42, at CONSOL Energy Center.

Pittsburgh's star of the night was Wide Receiver P.J. Berry who made his way into the end zone three times in the first half. Berry also returned a kickoff for a touchdown.

The Barnstormers showcased strong defensive play in the second half, mostly due to the Defensive Player of the Game, Jason Simpson. Simpson had two interceptions in the second half. Iowa Quarterback J.J. Raterink took advantage of the takeaways and threw two touchdown passes to Chris Matthews.

### INDIVIDUAL STAT LEADERS

**PASSING** Cmp-Att-Int Yds TD Long Sack  
HINES, Antonio 27-44-4 299 5 30 0

**RUSHING** No. Gain Loss Net TD Lg Avg  
YOUNG, Tyre 1 0 0 0 0 0 0.0  
BERRY, P.J. 2 1 3 -1 0 1 -1.0

**RECEIVING** No. Yds TD Lg  
HYMES, Randy 10 84 1 23  
BERRY, P.J. 9 110 2 30

**ALL RETURNS** MFG Kickoffs Intercept  
No Yds Lg No Yds Lg No Yds Lg  
BERRY, P.J. 0 0 0 7 166 58 0 0 0

**ALL PURPOSE** Rush Rcv KR FGR IR Total  
BERRY, P.J. -2 110 166 0 0 274  
HYMES, Randy 0 84 0 0 0 84

**KICKOFFS** No. Yds TB OB Avg.  
WAGNER, Collin 5 290 2 0 58.0

TEAM TOTALS	IOW	PIT
<b>FIRST DOWNS</b>	21	19
Rushing	6	0
Passing	11	17
Penalty	4	2
<b>NET YARDS RUSHING</b>	37	-5
Rushing Attempts	17	4
Average Per Rush	2.2	-1.2
Rushing Touchdowns	5	0
<b>NET YARDS PASSING</b>	234	299
Completions-Attempts-Int	19-34-0	27-44-4
Average Per Attempt	6.9	6.8
Average Per Completion	12.3	11.1
Passing Touchdowns	2	5
<b>TOTAL OFFENSE YARDS</b>	271	294
Total offense plays	51	48
Average Gain Per Play	5.3	6.1
<b>Fumbles: Number-Lost</b>	0-0	1-1
<b>Penalties: Number-Yards</b>	7-46	9-42
<b>KICKOFFS-YARDS</b>	9-512	5-290
Average Yards Per Kickoff	56.9	58.0
Net Yards Per Kickoff	38.4	44.0
Touchbacks	0	2
<b>Kickoff returns: Number-Yds-TD</b>	4-70-0	7-166-1
Average Per Return	17.5	23.7
<b>Interceptions: Number-Yds-TD</b>	4-141-0	0-0-0
<b>Possession Time</b>	33:21	26:39
1st Quarter	10:30	4:30
2nd Quarter	8:06	6:54
3rd Quarter	4:27	10:33
4th Quarter	10:18	4:42
<b>Third-Down Conversions</b>	3 of 8	2 of 6
<b>Fourth-Down Conversions</b>	1 of 4	2 of 4
<b>Red-Zone Scores-Chances</b>	6-9	3-4
<b>Sacks By: Number-Yards</b>	0-0	0-0
<b>PAT Kicks</b>	7-8	6-6
2-Point drop-kick PATs	0-0	0-0
<b>Field Goals</b>	0-0	0-0
4-Point drop kick FGs	0-0	0-0
<b>Touchdowns (Rush-Pass-Return)</b>	5-1-1	0-6-1

# PITTSBURGH POWER 2012 GAME BY GAME STATS

## GAME 5

57



54

April 14, 2012 | CONSOL Energy Center | Pittsburgh, PA | 7:30 pm | Attendance: 4,464

<b>PITTSBURGH</b>	<b>7</b>	<b>10</b>	<b>15</b>	<b>19</b>	<b>6</b>	<b>-</b>	<b>57</b>
<b>ORLANDO</b>	<b>20</b>	<b>21</b>	<b>7</b>	<b>3</b>	<b>3</b>	<b>-</b>	<b>54</b>

After trailing by 31 points early in the second half, the Pittsburgh Power surged and overcame the largest deficit in Arena Football League history to beat the Orlando Predators 57-54 in overtime.

In overtime, an impressive kickoff return to the 20-yard line gave the Power fantastic field position. Quarterback Derek Cassidy found Christian Wise along the pads on the left side of the end zone to give Pittsburgh the improbable comeback win.

### INDIVIDUAL STAT LEADERS

**PASSING** Cmp-Att-Int Yds TD Long Sack  
 CASSIDY, Derek 12-22-4 148 5 24 1

**RUSHING** No. Gain Loss Net TD Lg Avg  
 CASSIDY, Derek 4 20 0 20 1 8 5.0  
 YOUNG, Tyre 7 12 2 10 0 5 1.4

**RECEIVING** No. Yds TD Lg  
 WASHINGTON 7 65 2 19  
 HYMES, Randy 5 72 2 24

**ALL RETURNS** MFG Kickoffs Intercept  
 No Yds Lg No Yds Lg No Yds Lg  
 BERRY, P.J. 1 16 16 7 151 38 0 0 0  
 LEFLORE, Chris 0 0 0 0 0 0 2 -4 0

**ALL PURPOSE** Rush Rcv KR FGR IR Total  
 BERRY, P.J. 0 66 151 16 0 233  
 HYMES, Randy 0 72 0 0 0 72

**KICKOFFS** No. Yds TB OB Avg.  
 WAGNER, Collin 10 564 4 0 56.4

TEAM TOTALS	ORL	PIT
<b>FIRST DOWNS</b>	21	19
Rushing	3	3
Passing	15	10
Penalty	3	6
<b>NET YARDS RUSHING</b>	44	33
Rushing Attempts	12	12
Average Per Rush	3.7	2.8
Rushing Touchdowns	0	1
<b>NET YARDS PASSING</b>	241	213
Completions-Attempts-Int	24-46-3	16-31-4
Average Per Attempt	5.2	6.9
Average Per Completion	10.0	13.3
Passing Touchdowns	6	6
<b>TOTAL OFFENSE YARDS</b>	285	246
Total offense plays	50	45
Average Gain Per Play	4.8	5.5
<b>Fumbles: Number-Lost</b>	3-1	0-0
<b>Penalties: Number-Yards</b>	12-79	5-36
<b>KICKOFFS-YARDS</b>	10-563	10-564
Average Yards Per Kickoff	56.3	56.4
Net Yards Per Kickoff	41.2	47.2
Touchbacks	3	4
<b>Kickoff returns: Number-Yds-TD</b>	6-92-0	7-151-0
Average Per Return	15.3	21.6
<b>Interceptions: Number-Yds-TD</b>	4-55-1	3-5-0
<b>Possession Time</b>	38:40	27:23
1st Quarter	6:49	8:11
2nd Quarter	7:40	7:20
3rd Quarter	11:29	3:32
4th Quarter	7:14	7:46
OT Quarter	5:28	0:35
<b>Third-Down Conversions</b>	6 of 12	2 of 6
<b>Fourth-Down Conversions</b>	1 of 2	1 of 3
<b>Red-Zone Scores-Chances</b>	4-4	2-3
<b>Sacks By: Number-Yards</b>	2-9	2-4
<b>PAT Kicks</b>	6-7	4-5
<b>Field Goals</b>	2-3	1-1
4-Point drop kick FGs	0-0	0-0
<b>Touchdowns (Rush-Pass-Return)</b>	0-6-1	1-6-1

# PITTSBURGH POWER 2012 GAME BY GAME STATS

## GAME 6

48



51

April 20, 2012 | New Orleans Arena | New Orleans, LA | 8:00 pm | Attendance: 5,491

<b>PITTSBURGH</b>	<b>14</b>	<b>20</b>	<b>7</b>	<b>7</b>	<b>- 48</b>
<b>NEW ORLEANS</b>	<b>7</b>	<b>24</b>	<b>13</b>	<b>7</b>	<b>- 51</b>

On April 20, the Power traveled to New Orleans to take on the VooDoo. Although the Power led for most of the game, the VooDoo took the lead with less than a minute remaining to win 51-48.

P.J. Berry had a big game in his return to New Orleans, contributing 242 return yards including a 57-yard return for a touchdown. He also added 44 receiving yards and a passing touchdown, which put him in contention to win a third consecutive JLS Ironman of the Week recognition.

### INDIVIDUAL STAT LEADERS

**PASSING** Cmp-Att-Int Yds TD Long Sack  
CASSIDY, Derek 18-27-1 226 5 29 0

**RUSHING** No. Gain Loss Net TD Lg Avg  
YOUNG, Tyre 6 11 1 10 0 6 1.7  
CASSIDY, Derek 6 9 1 8 0 3 1.3

**RECEIVING** No. Yds TD Lg  
HYMES, Randy 9 97 3 21  
BERRY, P.J. 4 44 1 19

**ALL RETURNS** MFG Kickoffs Intercept  
No Yds Lg No Yds Lg No Yds Lg  
BERRY, P.J. 0 0 0 9 242 57 0 0 0  
LEFLORE, Chris 0 0 0 0 0 0 1 0 0

**ALL PURPOSE** Rush Rcv KR FGR IR Total  
BERRY, P.J. -2 44 242 0 0 284  
HYMES, Randy 0 97 0 0 0 97

**KICKOFFS** No. Yds TB OB Avg.  
WAGNER, Collin 8 434 0 0 54.2

TEAM TOTALS	PIT	NOV
<b>FIRST DOWNS</b>	18	17
Rushing	3	3
Passing	12	13
Penalty	3	1
<b>NET YARDS RUSHING</b>	16	19
Rushing Attempts	14	7
Average Per Rush	1.1	2.7
Rushing Touchdowns	0	2
<b>NET YARDS PASSING</b>	231	271
Completions-Attempts-Int	19-28-1	19-40-1
Average Per Attempt	8.2	6.8
Average Per Completion	12.2	14.3
Passing Touchdowns	6	5
<b>TOTAL OFFENSE YARDS</b>	247	290
Total offense plays	43	49
Average Gain Per Play	5.9	5.9
<b>Fumbles: Number-Lost</b>	1-1	2-1
<b>Penalties: Number-Yards</b>	6-38	6-43
<b>KICKOFFS-YARDS</b>	8-434	9-499
Average Yards Per Kickoff	54.2	55.4
Net Yards Per Kickoff	35.0	28.6
Touchbacks	0	0
<b>Kickoff returns: Number-Yds-TD</b>	9-242-1	8-154-0
Average Per Return	26.9	19.2
<b>Interceptions: Number-Yds-TD</b>	1-0-0	1-20-0
<b>Possession Time</b>	29:51	30:09
1st Quarter	2:06	12:54
2nd Quarter	9:08	5:52
3rd Quarter	9:40	5:20
4th Quarter	8:57	6:03
<b>Third-Down Conversions</b>	5 of 8	3 of 8
<b>Fourth-Down Conversions</b>	1 of 2	1 of 3
<b>Red-Zone Scores-Chances</b>	5-8	3-5
<b>Sacks By: Number-Yards</b>	2-5	0-0
<b>PAT Kicks</b>	6-7	6-7
2-Point drop-kick PATs	0-0	0-0
<b>Field Goals</b>	0-3	1-1
4-Point drop kick FGs	0-0	0-0
<b>Touchdowns (Rush-Pass-Return)</b>	0-6-1	2-5-0

# PITTSBURGH POWER 2012 GAME BY GAME STATS

## GAME 7

43



58

April 28, 2012 | CONSOL Energy Center | Pittsburgh, PA | 7:30 pm | Attendance: 6,034

<b>PITTSBURGH</b>	<b>21</b>	<b>6</b>	<b>7</b>	<b>9</b>	<b>- 43</b>
<b>CLEVELAND</b>	<b>14</b>	<b>28</b>	<b>10</b>	<b>6</b>	<b>- 58</b>

In week 8, the Power took on the Cleveland Gladiators at CONSOL Energy Center. The Pittsburgh offense scored quickly and the defense was stellar early on. Power DB Chris LeFlore intercepted Gladiators Quarterback John Dutton, a play that later resulted in a P.J. Berry touchdown.

The Power were quickly up two scores. An unlucky bounce on a kickoff and interception stalled the Power's momentum, resulting in a 58-43 loss to the Gladiators.

Although the Power lost, Wide Receiver Mike Washington had a record-breaking night with a then-record 13 receptions, the most catches by a Power player in a single game.

### INDIVIDUAL STAT LEADERS

**PASSING** Cmp-Att-Int Yds TD Long Sack  
 RANDALL, Bryan 28-44-2 309 5 31 1

**RUSHING** No. Gain Loss Net TD Lg Avg  
 BERRY, P.J. 2 1 1 0 1 1 0.0

**RECEIVING** No. Yds TD Lg  
 WASHINGTON, Mike 13 170 3 31  
 HYMES, Randy 7 63 1 17

**ALL RETURNS** MFG Kickoffs Intercept  
 No Yds Lg No Yds Lg No Yds Lg  
 BERRY, P.J. 0 0 0 8 103 20 0 0 0  
 LEFLORE, Chris 0 0 0 0 0 0 1 45 45

**ALL PURPOSE** Rush Rcv KR FGR IR Total  
 WASHINGTON 0 170 0 0 0 170  
 BERRY, P.J. 0 26 103 0 0 129

**KICKOFFS** No. Yds TB OB Avg.  
 WAGNER, Collin 7 386 1 0 55.1

TEAM TOTALS	CLE	PIT
<b>FIRST DOWNS</b>	19	21
Rushing	1	1
Passing	16	17
Penalty	2	3
<b>NET YARDS RUSHING</b>	6	0
Rushing Attempts	8	2
Average Per Rush	0.8	0.0
Rushing Touchdowns	1	1
<b>NET YARDS PASSING</b>	281	302
Completions-Attempts-Int	24-38-1	28-44-2
Average Per Attempt	7.4	6.9
Average Per Completion	11.7	10.8
Passing Touchdowns	6	5
<b>TOTAL OFFENSE YARDS</b>	287	302
Total offense plays	46	47
Average Gain Per Play	6.2	6.4
<b>Fumbles: Number-Lost</b>	0-0	4-2
<b>Penalties: Number-Yards</b>	7-47	7-34
<b>KICKOFFS-YARDS</b>	10-530	7-386
Average Yards Per Kickoff	53.0	55.1
Net Yards Per Kickoff	42.7	39.7
Touchbacks	1	1
<b>Kickoff returns: Number-Yds-TD</b>	6-108-0	8-103-0
Average Per Return	18.0	12.9
<b>Interceptions: Number-Yds-TD</b>	2-37-1	1-45-0
<b>Possession Time</b>	32:09	27:51
1st Quarter	7:07	7:53
2nd Quarter	7:52	7:08
3rd Quarter	9:18	5:42
4th Quarter	7:52	7:08
<b>Third-Down Conversions</b>	1 of 6	3 of 7
<b>Fourth-Down Conversions</b>	3 of 4	2 of 4
<b>Red-Zone Scores-Chances</b>	3-4	1-1
<b>Sacks By: Number-Yards</b>	1-7	0-0
<b>PAT Kicks</b>	7-8	5-6
2-Point drop-kick PATs	0-0	0-0
<b>Field Goals</b>	1-1	0-0
4-Point drop kick FGs	0-0	0-0
<b>Touchdowns (Rush-Pass-Return)</b>	1-6-1	1-5-0



# PITTSBURGH POWER 2012 GAME BY GAME STATS

## GAME 8

52



55

May 5, 2012 | CONSOL Energy Center | Pittsburgh, PA | 8:00 pm | Attendance: 4,117

<b>PITTSBURGH</b>	<b>13</b>	<b>13</b>	<b>13</b>	<b>13</b>	<b>- 52</b>
<b>GEORGIA</b>	<b>13</b>	<b>14</b>	<b>14</b>	<b>14</b>	<b>- 55</b>

Pittsburgh dropped their third consecutive game on May 5 to the Georgia Force at CONSOL Energy Center. The Power held the lead in the beginning of the third quarter, 39-27.

Down 12 points, Georgia refocused and were able to take the lead back as the third quarter progressed. C.J. Johnson made a tremendous one-handed catch over the boards to cut the deficit to five and Tracy Belton picked off Power QB Bryan Randall with his league leading ninth interception giving Georgia the 46-41 lead.

As the game reached the final quarter, the Force and Power traded touchdowns until the game ended with the Force prevailing, 55-52.

### INDIVIDUAL STAT LEADERS

**PASSING** Cmp-Att-Int Yds TD Long Sack  
RANDALL, Bryan 22-32-2 301 6 34 1

**RUSHING** No. Gain Loss Net TD Lg Avg  
RANDALL, Bryan 2 18 0 18 0 15 9.0  
YOUNG, Tyre 1 3 0 3 0 3 3.0

**RECEIVING** No. Yds TD Lg  
HYMES, Randy 8 119 2 34  
TURNER, Oderick 7 107 2 32

**ALL RETURNS** MFG Kickoffs Intercept  
No Yds Lg No Yds Lg No Yds Lg  
BERRY, P.J. 0 0 0 7 70 19 0 0 0  
WILLIAMS, Br 1 15 0 0 0 0 0 0 0

**ALL PURPOSE** Rush Rcv KR FGR IR Total  
HYMES, Randy 0 119 0 0 0 119  
TURNER, Oderick 0 107 0 0 0 107

**KICKOFFS** No. Yds TB OB Avg.  
KRAMER, Trey 8 456 0 1 57.0

TEAM TOTALS	GEO	PIT
<b>FIRST DOWNS</b>	20	20
Rushing	1	2
Passing	14	16
Penalty	5	2
<b>NET YARDS RUSHING</b>	18	30
Rushing Attempts	12	5
Average Per Rush	1.5	6.0
Rushing Touchdowns	1	1
<b>NET YARDS PASSING</b>	224	297
Completions-Attempts-Int	22-34-1	22-32-2
Average Per Attempt	6.6	9.3
Average Per Completion	10.2	13.5
Passing Touchdowns	6	6
<b>TOTAL OFFENSE YARDS</b>	242	327
Total offense plays	46	38
Average Gain Per Play	5.3	8.6
<b>Fumbles: Number-Lost</b>	0-0	2-1
<b>Penalties: Number-Yards</b>	5-40	5-27
<b>KICKOFFS-YARDS</b>	9-507	8-456
Average Yards Per Kickoff	56.3	57.0
Net Yards Per Kickoff	47.2	33.5
Touchbacks	0	0
<b>Kickoff returns: Number-Yds-TD</b>	7-188-0	8-82-0
Average Per Return	26.9	10.2
<b>Interceptions: Number-Yds-TD</b>	2-32-1	1-36-1
<b>Possession Time</b>	33:03	26:57
1st Quarter	10:13	4:47
2nd Quarter	7:45	7:15
3rd Quarter	6:27	8:33
4th Quarter	8:38	6:22
<b>Third-Down Conversions</b>	3 of 8	4 of 5
<b>Fourth-Down Conversions</b>	2 of 3	0 of 0
<b>Red-Zone Scores-Chances</b>	4-6	3-3
<b>Sacks By: Number-Yards</b>	1-4	0-0
<b>PAT Kicks</b>	7-8	4-8
2-Point drop-kick PATs	0-0	0-0
<b>Field Goals</b>	0-1	0-0
4-Point drop kick FGs	0-0	0-0
<b>Touchdowns (Rush-Pass-Return)</b>	1-6-1	1-6-1

# PITTSBURGH POWER 2012 GAME BY GAME STATS

## GAME 9

52



68

May 12, 2012 | Alamodome | San Antonio, TX | 8:30 pm | Attendance: 5,136

<b>PITTSBURGH</b>	<b>6</b>	<b>20</b>	<b>12</b>	<b>14</b>	<b>- 52</b>
<b>SAN ANTONIO</b>	<b>9</b>	<b>17</b>	<b>21</b>	<b>21</b>	<b>- 68</b>

On May 12, the Power traveled to the Alamodome to take on the San Antonio Talons. Despite P.J. Berry achieving a Power record-breaking 19 receptions, the Power logged their seventh loss of the season. The game was well fought and ended up tied at 26 at the half. The Talons rallied in the second half and Quarterback Aaron Garcia finished the game completing passes for 268 yards and 6 touchdowns with no interceptions.

Power quarterback Bryan Randall had a season-best, going 37-50-0, for 387 yards, 7 touchdowns, and no interceptions. Berry's 19 grabs accounted for 188 yards and 2 touchdowns. Power Wide Receiver Oderick Turner also had his best showing for the Power with 10 receptions, 96 yards and 2 touchdowns.

### INDIVIDUAL STAT LEADERS

<b>PASSING</b>	<b>Cmp</b>	<b>Att</b>	<b>Int</b>	<b>Yds</b>	<b>TD</b>	<b>Long</b>	<b>Sack</b>
RANDALL, Bryan	37	50	0	387	7	41	7

<b>RUSHING</b>	<b>No.</b>	<b>Gain</b>	<b>Loss</b>	<b>Net</b>	<b>TD</b>	<b>Lg</b>	<b>Avg</b>
RANDALL, Bryan	2	17	0	17	0	15	8.5
WASHINGTON	1	3	0	3	0	3	3.0

<b>RECEIVING</b>	<b>No.</b>	<b>Yds</b>	<b>TD</b>	<b>Lg</b>
BERRY, P.J.	19	189	2	41
TURNER, Oderick	10	96	2	20

ALL RETURNS	MFG			Kickoffs			Intercept		
	No	Yds	Lg	No	Yds	Lg	No	Yds	Lg
BERRY, P.J.	0	0	0	10	148	25	0	0	0

<b>ALL PURPOSE</b>	<b>Rush</b>	<b>Rcv</b>	<b>KR</b>	<b>FGR</b>	<b>IR</b>	<b>Total</b>
BERRY, P.J.	0	188	148	0	0	336
TURNER, Oderick	0	96	0	0	0	96

<b>KICKOFFS</b>	<b>No.</b>	<b>Yds</b>	<b>TB</b>	<b>OB</b>	<b>Avg.</b>
BURKHOLDER, Seth	6	336	0	1	56.0

<b>TEAM TOTALS</b>	<b>PIT</b>	<b>SAT</b>
<b>FIRST DOWNS</b>	29	20
Rushing	1	1
Passing	23	13
Penalty	5	1
<b>NET YARDS RUSHING</b>	18	5
Rushing Attempts	5	3
Average Per Rush	3.6	1.7
Rushing Touchdowns	1	1
<b>NET YARDS PASSING</b>	349	258
Completions-Attempts-Int	37-50-0	18-26-0
Average Per Attempt	7.0	9.9
Average Per Completion	9.4	14.3
Passing Touchdowns	7	6
<b>TOTAL OFFENSE YARDS</b>	367	263
Total offense plays	62	31
Average Gain Per Play	5.9	8.5
<b>Fumbles: Number-Lost</b>	3-3	3-0
<b>Penalties: Number-Yards</b>	6-33	14-78
<b>KICKOFFS-YARDS</b>	6-336	11-622
Average Yards Per Kickoff	56.0	56.5
Net Yards Per Kickoff	47.2	43.1
Touchbacks	0	1
<b>Kickoff returns: Number-Yds-TD</b>	10-148	7-103-2
Average Per Return	14.8	14.7
<b>Interceptions: Number-Yds-TD</b>	0-0-0	0-0-0
<b>Possession Time</b>	37:34	22:26
1st Quarter	5:25	9:35
2nd Quarter	12:11	2:49
3rd Quarter	7:29	7:31
4th Quarter	12:29	2:31
<b>Third-Down Conversions</b>	4 of 8	2 of 5
<b>Fourth-Down Conversions</b>	1 of 2	0 of 2
<b>Red-Zone Scores-Chances</b>	3-5	2-2
<b>Sacks By: Number-Yards</b>	2-10	7-38
<b>PAT Kicks</b>	0-3	8-9
2-Point drop-kick PATs	0-0	0-0
<b>Field Goals</b>	0-1	2-2
4-Point drop kick FGs	0-0	0-0
<b>Touchdowns (Rush-Pass-Return)</b>	1-7-0	1-6-2

# PITTSBURGH POWER 2012 GAME BY GAME STATS

## GAME 10

37



43

May 19, 2012 | CONSOL Energy Center | Pittsburgh, PA | 8:00 pm | Attendance: 5,062

<b>PITTSBURGH</b>	<b>13</b>	<b>7</b>	<b>14</b>	<b>3</b>	<b>- 37</b>
<b>KANSAS CITY</b>	<b>20</b>	<b>7</b>	<b>7</b>	<b>9</b>	<b>- 43</b>

The Kansas City Command took on the Pittsburgh Power at CONSOL Energy Center on May 19, which was Chris Siegfried's last game as Power Head Coach.

The Power were first to strike with a touchdown to Wide Receiver P.J. Berry. The next two scores went to Kansas City, who led at the half.

The Power defense came out strong in the second half, forcing a fumble on the Command's first possession and an interception on their second. The Power were able to turn those turnovers into scores as QB Derek Cassidy rushed for one and found WR Mike Washington for another to retake the lead 34-27. In the end, the Command took control of the game due in part to a stellar performance by their rookie Quarterback, Matt Gutierrez, who was named the Russell Athletic Offensive Player of the Game.

### INDIVIDUAL STAT LEADERS

<b>PASSING</b>	<b>Cmp</b>	<b>Att</b>	<b>Int</b>	<b>Yds</b>	<b>TD</b>	<b>Long</b>	<b>Sack</b>
CASSIDY, Derek	18	30	1	192	2	24	3

<b>RUSHING</b>	<b>No.</b>	<b>Gain</b>	<b>Loss</b>	<b>Net</b>	<b>TD</b>	<b>Lg</b>	<b>Avg</b>
CASSIDY, Derek	3	1	1	0	1	1	0.0
RANDALL, Bryan	3	1	3	-2	0	1	-0.7

<b>RECEIVING</b>	<b>No.</b>	<b>Yds</b>	<b>TD</b>	<b>Lg</b>
BERRY, P.J.	10	94	2	24
TURNER, Oderick	8	94	0	18

ALL RETURNS	MFG			Kickoffs			Intercept		
	No	Yds	Lg	No	Yds	Lg	No	Yds	Lg
BERRY, P.J.	0	0	0	5	95	42	1	0	0
LEFLORE, Chris	1	25	25	0	0	0	0	0	0

<b>ALL PURPOSE</b>	<b>Rush</b>	<b>Rcv</b>	<b>KR</b>	<b>FGR</b>	<b>IR</b>	<b>Total</b>
BERRY, P.J.	-2	94	95	0	0	187
TURNER, Oderick	0	94	0	0	0	94

<b>KICKOFFS</b>	<b>No.</b>	<b>Yds</b>	<b>TB</b>	<b>OB</b>	<b>Avg.</b>
BOYER, Geoff	6	340	2	0	56.7

<b>TEAM TOTALS</b>	<b>PIT</b>	<b>KCY</b>
<b>FIRST DOWNS</b>	17	22
Rushing	1	1
Passing	13	15
Penalty	0	6
<b>NET YARDS RUSHING</b>	31	-4
Rushing Attempts	7	7
Average Per Rush	4.4	-0.6
Rushing Touchdowns	2	1
<b>NET YARDS PASSING</b>	249	263
Completions-Attempts-Int	20-32-1	27-43-1
Average Per Attempt	7.8	6.1
Average Per Completion	12.4	9.7
Passing Touchdowns	4	4
<b>TOTAL OFFENSE YARDS</b>	280	359
Total offense plays	41	54
Average Gain Per Play	6.8	4.8
<b>Fumbles: Number-Lost</b>	3-1	5-2
<b>Penalties: Number-Yards</b>	14-140	4-20
<b>KICKOFFS-YARDS</b>	8-447	6-340
Average Yards Per Kickoff	55.8	56.7
Net Yards Per Kickoff	44.4	34.8
Touchbacks	2	2
<b>Kickoff returns: Number-Yds-TD</b>	1-35-0	1-35-0
Average Per Return	35.0	25.0
<b>Interceptions: Number-Yds-TD</b>	5-131	6-92
<b>Possession Time</b>	26:08	33:52
1st Quarter	6:14	8:46
2nd Quarter	6:09	7:15
3rd Quarter	8:02	6:58
4th Quarter	5:43	9:17
<b>Third-Down Conversions</b>	3 of 6	4 of 11
<b>Fourth-Down Conversions</b>	0 of 1	3 of 4
<b>Red-Zone Scores-Chances</b>	4-5	2-3
<b>Sacks By: Number-Yards</b>	4-15	2-13
<b>PAT Kicks</b>	4-6	4-5
2-Point drop-kick PATs	0-0	0-0
<b>Field Goals</b>	1-2	1-2
4-Point drop kick FGs	0-0	0-0
<b>Touchdowns (Rush-Pass-Return)</b>	2-4-0	1-4-0

# PITTSBURGH POWER 2012 GAME BY GAME STATS

## GAME 11

45



55

June 2, 2012 | US Airways Center | Phoenix, AZ | 9:00 pm | Attendance: 7,540

<b>PITTSBURGH</b>	<b>7</b>	<b>21</b>	<b>3</b>	<b>14</b>	<b>- 45</b>
<b>ARIZONA</b>	<b>14</b>	<b>24</b>	<b>14</b>	<b>3</b>	<b>- 55</b>

June 2 marked the first Power game with former Defensive Coordinator Derek Stingley serving as Interim Head Coach. The Rattlers came with a vengeance, and scored a Kerry Reed touchdown in the first play of the game. Bryan Randall and the Power answered back when Mike Washington tied up the game on a 41-yard strike.

The Power's Randy Hymes had a breakout night and scored two touchdowns. Despite this, the Power seemed over-powered by the Rattlers and lost their ninth game of the season.

### INDIVIDUAL STAT LEADERS

**PASSING** Cmp-Att-Int Yds TD Long Sack  
RANDALL, Bryan 22-45-2 307 4 41 2

**RUSHING** No. Gain Loss Net TD Lg Avg  
YOUNG, Tyre 4 12 0 12 2 6 3.0  
RANDALL, Bryan 1 3 0 3 0 3 3.0

**RECEIVING** No. Yds TD Lg  
WASHINGTON, Mike 7 92 2 41  
TURNER, Oderick 6 108 0 35

**ALL RETURNS** MFG Kickoffs Intercept  
No Yds Lg No Yds Lg No Yds Lg  
BERRY, P.J. 0 0 0 5 73 21 0 0 0  
LEFLORE, Chris 0 0 0 1 4 4 0 0 0

**ALL PURPOSE** Rush Rcv KR FGR IR Total  
BERRY, P.J. 0 40 73 0 0 113  
TURNER, Oderick 0 108 0 0 0 108

**KICKOFFS** No. Yds TB OB Avg.  
BOYER, Geoff 6 335 1 0 55.8

### TEAM TOTALS

	PIT	ARI
<b>FIRST DOWNS</b>	23	20
Rushing	3	1
Passing	14	15
Penalty	6	4
<b>NET YARDS RUSHING</b>	15	3
Rushing Attempts	5	4
Average Per Rush	3.0	-0.8
Rushing Touchdowns	2	1
<b>NET YARDS PASSING</b>	249	282
Completions-Attempts-Int	25-45-2	19-36-0
Average Per Attempt	6.4	7.8
Average Per Completion	13.1	14.8
Passing Touchdowns	4	5
<b>TOTAL OFFENSE YARDS</b>	303	285
Total offense plays	52	40
Average Gain Per Play	5.8	7.1
<b>Fumbles: Number-Lost</b>	0-0	1-1
<b>Penalties: Number-Yards</b>	17-82	10-79
<b>KICKOFFS-YARDS</b>	6-335	8-449
Average Yards Per Kickoff	55.8	56.1
Net Yards Per Kickoff	35.0	46.5
Touchbacks	1	2
<b>Kickoff returns: Number-Yds-TD</b>	6-77-0	5-125-1
Average Per Return	12.8	25.0
<b>Interceptions: Number-Yds-TD</b>	0-0-0	2-23-0
<b>Possession Time</b>	35:25	24:35
1st Quarter	8:17	6:43
2nd Quarter	6:07	8:53
3rd Quarter	10:09	4:51
4th Quarter	10:52	4:08
<b>Third-Down Conversions</b>	4 of 8	3 of 5
<b>Fourth-Down Conversions</b>	1 of 3	0 of 1
<b>Red-Zone Scores-Chances</b>	5-5	4-6
<b>Sacks By: Number-Yards</b>	0-0	2-19
<b>PAT Kicks</b>	6-6	7-7
2-Point drop-kick PATs	0-0	0-0
<b>Field Goals</b>	1-1	2-2
4-Point drop kick FGs	0-0	0-0
<b>Touchdowns (Rush-Pass-Return)</b>	2-4-0	1-5-1



# PITTSBURGH POWER 2012 GAME BY GAME STATS

## GAME 12

2



0

---

June 8, 2012 | Quicken Loans Arena | Cleveland, OH | 8:00 pm | Attendance: N/A

---

<b>PITTSBURGH</b>	<b>2</b>	<b>- 2</b>
<b>CLEVELAND</b>	<b>0</b>	<b>- 0</b>

The Pittsburgh Power improved their record to 3-9 on the season as a result of a forfeit by the Cleveland Gladiators. This matchup marked the first time in Arena Football League history a team has won as a result of another team's forfeiture.

The entire Power roster suited up and took the field, ready to play on Friday night. Unfortunately, the Gladiators did not take the field, due to a labor dispute that prevented the nationally televised game from being played.

# PITTSBURGH POWER 2012 GAME BY GAME STATS

## GAME 13

62



63

June 16, 2012 | CONSOL Energy Center | Pittsburgh, PA | 7:30 pm | Attendance: 4,421

<b>PITTSBURGH</b>	<b>13</b>	<b>24</b>	<b>7</b>	<b>18</b>	<b>- 62</b>
<b>MILWAUKEE</b>	<b>14</b>	<b>13</b>	<b>14</b>	<b>22</b>	<b>- 63</b>

In one of the closest Power games in history, the Milwaukee Mustangs pulled ahead on the last play of the game to win by a one-point margin.

The game was close throughout with an impressive effort from Power DL Neil Purvis who forced a fumble that gave the Power a safety and the lead.

With 23 seconds left in regulation, Randall crossed the plane and put the Power up 60-55. To ensure a one-score lead, Boyer kicked the first successful drop kick in the Arena Football League since 1997 and the Power went up 62-55.

Milwaukee marched the field and with three seconds left, Mustangs QB Gino Guidugli threw his fifth touchdown of the night. Instead of tying up the game with an extra point, Milwaukee went for two and were successful, making the final score 63-62.

### INDIVIDUAL STAT LEADERS

<b>PASSING</b>	<b>Cmp</b>	<b>Att</b>	<b>Int</b>	<b>Yds</b>	<b>TD</b>	<b>Long</b>	<b>Sack</b>
RANDALL, Bryan	18	29	0	215	6	36	1

<b>RUSHING</b>	<b>No.</b>	<b>Gain</b>	<b>Loss</b>	<b>Net</b>	<b>TD</b>	<b>Lg</b>	<b>Avg</b>
RANDALL, Bryan	3	13	0	13	1	7	4.3
BERRY, P.J.	1	2	0	2	0	2	2.0

<b>RECEIVING</b>	<b>No.</b>	<b>Yds</b>	<b>TD</b>	<b>Lg</b>
BERRY, P.J.	7	94	2	36
WASHINGTON, Mike	6	82	2	28

ALL RETURNS	MFG			Kickoffs			Intercept		
	No	Yds	Lg	No	Yds	Lg	No	Yds	Lg
BERRY, P.J.	0	0	0	5	105	27	0	0	0
HYMES, Randy	0	0	0	2	12	11	0	0	0

<b>ALL PURPOSE</b>	<b>Rush</b>	<b>Rcv</b>	<b>KR</b>	<b>FGR</b>	<b>IR</b>	<b>Total</b>
BERRY, P.J.	2	94	105	0	0	201
WASHINGTON	0	82	0	0	0	82

<b>KICKOFFS</b>	<b>No.</b>	<b>Yds</b>	<b>TB</b>	<b>OB</b>	<b>Avg.</b>
BOYER, Geoff	10	510	1	1	51.0

<b>TEAM TOTALS</b>	<b>MKE</b>	<b>PIT</b>
<b>FIRST DOWNS</b>	22	12
Rushing	5	2
Passing	14	9
Penalty	3	1
<b>NET YARDS RUSHING</b>	14	15
Rushing Attempts	6	7
Average Per Rush	2.3	2.1
Rushing Touchdowns	4	1
<b>NET YARDS PASSING</b>	258	205
Completions-Attempts-Int	18-38-2	18-31-0
Average Per Attempt	6.4	6.6
Average Per Completion	14.3	11.4
Passing Touchdowns	5	6
<b>TOTAL OFFENSE YARDS</b>	272	220
Total offense plays	46	39
Average Gain Per Play	5.9	5.6
<b>Fumbles: Number-Lost</b>	1-0	1-1
<b>Penalties: Number-Yards</b>	8-68	8-45
<b>KICKOFFS-YARDS</b>	6-325	10-510
Average Yards Per Kickoff	54.2	51.0
Net Yards Per Kickoff	32.8	34.3
Touchbacks	0	1
<b>Kickoff returns: Number-Yds-TD</b>	8-167-0	9-128-1
Average Per Return	20.9	14.2
<b>Interceptions: Number-Yds-TD</b>	0-0-0	2-35-0
<b>Possession Time</b>	33:14	26:28
1st Quarter	8:14	6:46
2nd Quarter	8:43	5:39
3rd Quarter	8:37	6:33
4th Quarter	7:50	7:10
<b>Third-Down Conversions</b>	3 of 7	4 of 8
<b>Fourth-Down Conversions</b>	2 of 3	1 of 3
<b>Red-Zone Scores-Chances</b>	5-6	3-3
<b>Sacks By: Number-Yards</b>	1-10	2-11
<b>PAT Kicks</b>	7-7	5-8
2-Point drop-kick PATs	0-0	1-1
<b>Field Goals</b>	0-1	2-2
4-Point drop kick FGs	0-0	0-0
<b>Touchdowns (Rush-Pass-Return)</b>	4-5-0	1-6-1

# PITTSBURGH POWER 2012 GAME BY GAME STATS

## GAME 14

34



69

June 24, 2012 | Wells Fargo Center | Philadelphia, PA | 6:05 pm | Attendance: 9,760

<b>PITTSBURGH</b>	<b>7</b>	<b>6</b>	<b>7</b>	<b>14</b>	<b>- 34</b>
<b>PHILADELPHIA</b>	<b>7</b>	<b>20</b>	<b>21</b>	<b>21</b>	<b>- 69</b>

On June 24, the Power traveled cross-state to take on their division rival Philadelphia Soul. The Soul's defense was impressive all game long, denying points on seven separate Power possessions.

Power Quarterback Bryan Randall connected with Wide Receiver Oderick Turner for three touchdowns on the night. Philadelphia Quarterback Dan Raudabaugh also threw three touchdown passes to one of his players, Soul Wide Receiver, Tiger Jones.

Despite a valiant effort by the Power, including a first quarter pick by Chris LeFlore, they could not defeat the eventual Conference Champion Soul.

### INDIVIDUAL STAT LEADERS

<b>PASSING</b>	<b>Cmp</b>	<b>Att</b>	<b>Int</b>	<b>Yds</b>	<b>TD</b>	<b>Long</b>	<b>Sack</b>
RANDALL, Bryan	27	43	1	333	5	40	3

<b>RUSHING</b>	<b>No.</b>	<b>Gain</b>	<b>Loss</b>	<b>Net</b>	<b>TD</b>	<b>Lg</b>	<b>Avg</b>
RANDALL, Bryan	3	2	0	2	0	2	0.7
YOUNG, Tyre	2	0	6	-6	0	0	-3.0

<b>RECEIVING</b>	<b>No.</b>	<b>Yds</b>	<b>TD</b>	<b>Lg</b>
TURNER, Oderick	9	116	3	32
WASHINGTON, Mike	7	108	0	40

ALL RETURNS	MFG			Kickoffs			Intercept		
	No	Yds	Lg	No	Yds	Lg	No	Yds	Lg
BERRY, P.J.	0	0	0	11	165	25	0	0	0
LEFLORE, Chris	0	0	0	0	0	0	1	4	4

<b>ALL PURPOSE</b>	<b>Rush</b>	<b>Rcv</b>	<b>KR</b>	<b>FGR</b>	<b>IR</b>	<b>Total</b>
BERRY, P.J.	0	38	165	0	0	113
TURNER, Oderick	0	116	0	0	0	116

<b>KICKOFFS</b>	<b>No.</b>	<b>Yds</b>	<b>TB</b>	<b>OB</b>	<b>Avg.</b>
BOYER, Geoff	5	275	1	0	55.0

<b>TEAM TOTALS</b>	<b>PIT</b>	<b>PHI</b>
<b>FIRST DOWNS</b>	20	19
Rushing	0	3
Passing	17	15
Penalty	3	1
<b>NET YARDS RUSHING</b>	-4	31
Rushing Attempts	5	6
Average Per Rush	-0.8	5.2
Rushing Touchdowns	0	2
<b>NET YARDS PASSING</b>	308	268
Completions-Attempts-Int	27-43-2	22-31-1
Average Per Attempt	7.3	8.6
Average Per Completion	11.6	12.2
Passing Touchdowns	5	7
<b>TOTAL OFFENSE YARDS</b>	308	299
Total offense plays	51	37
Average Gain Per Play	6.0	8.1
<b>Fumbles: Number-Lost</b>	2-1	1-1
<b>Penalties: Number-Yards</b>	7-41	10-68
<b>KICKOFFS-YARDS</b>	5-275	11-616
Average Yards Per Kickoff	55.0	56.0
Net Yards Per Kickoff	33.6	41.0
Touchbacks	1	0
<b>Kickoff returns: Number-Yds-TD</b>	11-165-6	10-107-0
Average Per Return	15.0	17.8
<b>Interceptions: Number-Yds-TD</b>	1-4-0	2-41-0
<b>Possession Time</b>	36:28	23:32
1st Quarter	11:48	3:18
2nd Quarter	7:51	7:09
3rd Quarter	7:45	7:15
4th Quarter	9:10	5:50
<b>Third-Down Conversions</b>	1 of 7	5 of 5
<b>Fourth-Down Conversions</b>	2 of 5	0 of 0
<b>Red-Zone Scores-Chances</b>	3-5	7-10
<b>Sacks By: Number-Yards</b>	0-0	3-21
<b>PAT Kicks</b>	4-5	9-10
2-Point drop-kick PATs	0-0	0-0
<b>Field Goals</b>	0-1	0-0
4-Point drop kick FGs	0-0	0-0
<b>Touchdowns (Rush-Pass-Return)</b>	0-5-0	2-7-1

# PITTSBURGH POWER 2012 GAME BY GAME STATS

## GAME 15

56



49

June 30, 2012 | Wells Fargo Arena | Des Moines, IA | 8:05 pm | Attendance: 11,356

<b>PITTSBURGH</b>	<b>7</b>	<b>19</b>	<b>0</b>	<b>30</b>	<b>- 56</b>
<b>IOWA</b>	<b>14</b>	<b>7</b>	<b>14</b>	<b>14</b>	<b>- 49</b>

The Pittsburgh Power won their fourth game of the season against the Iowa Barnstormers. The Power erased a ten-point deficit in the second half, scoring 24 unanswered points to come away with Derek Stingley's first win as the Pittsburgh Power Head Coach.

Quarterback Andrico Hines threw for 284 yards and a total of six touchdowns. Both Mike Washington and Oderick Turner had a pair of receiving touchdowns.

### INDIVIDUAL STAT LEADERS

**PASSING** Cmp-Att-Int Yds TD Long Sack  
HINES, Andrico 23-39-1 284 4 38 0

**RUSHING** No. Gain Loss Net TD Lg Avg  
HINES, Andrico 6 17 0 17 2 7 2.8  
BERRY, P.J. 3 6 0 6 1 4 2.0

**RECEIVING** No. Yds TD Lg  
WASHINGTON, Mike 7 51 2 14  
BERRY, P.J. 6 95 0 38

**ALL RETURNS** MFG Kickoffs Intercept  
No Yds Lg No Yds Lg No Yds Lg  
BERRY, P.J. 0 0 0 6 133 50 0 0 0  
JACKSON, A.J. 0 0 0 1 6 6 0 0 0

**ALL PURPOSE** Rush Rcv KR FGR IR Total  
BERRY, P.J. 6 95 138 0 0 239  
JACKSON, A.J. 0 69 0 0 0 69

**KICKOFFS** No. Yds TB OB Avg.  
BOYER, Geoff 9 519 1 0 57.7

### TEAM TOTALS

	PIT	ARI
<b>FIRST DOWNS</b>	21	19
Rushing	6	2
Passing	12	15
Penalty	3	5
<b>NET YARDS RUSHING</b>	23	46
Rushing Attempts	12	6
Average Per Rush	1.9	7.7
Rushing Touchdowns	4	2
<b>NET YARDS PASSING</b>	284	180
Completions-Attempts-Int	23-39-1	19-32-0
Average Per Attempt	7.3	5.6
Average Per Completion	12.3	9.5
Passing Touchdowns	4	4
<b>TOTAL OFFENSE YARDS</b>	307	226
Total offense plays	51	42
Average Gain Per Play	6.0	5.4
<b>Fumbles: Number-Lost</b>	1-0	2-1
<b>Penalties: Number-Yards</b>	9-57	10-52
<b>KICKOFFS-YARDS</b>	9-519	10-56
Average Yards Per Kickoff	57.7	53.6
Net Yards Per Kickoff	42.4	39.2
Touchbacks	1	3
<b>Kickoff returns: Number-Yds-TD</b>	0-0-0	0-0-0
Average Per Return	0.0	0.0
<b>Interceptions: Number-Yds-TD</b>	0-0-0	1-9-1
<b>Possession Time</b>	33:12	26:48
1st Quarter	10:10	4:50
2nd Quarter	7:30	7:30
3rd Quarter	6:16	8:44
4th Quarter	9:16	5:44
<b>Third-Down Conversions</b>	5 of 8	4 of 7
<b>Fourth-Down Conversions</b>	2 of 3	0 of 2
<b>Red-Zone Scores-Chances</b>	4-5	3-4
<b>Sacks By: Number-Yards</b>	4-30	0-0
<b>PAT Kicks</b>	2-7	7-7
2-Point drop-kick PATs	0-0	0-0
<b>Field Goals</b>	0-0	0-0
4-Point drop kick FGs	0-0	0-0
<b>Touchdowns (Rush-Pass-Return)</b>	4-4-0	2-4-1



# PITTSBURGH POWER 2012 GAME BY GAME STATS

## GAME 16

61



65

July 7, 2012 | CONSOL ENERGY Center | Pittsburgh, PA | 7:30 pm | Attendance: 4,154

<b>PITTSBURGH</b>	<b>14</b>	<b>19</b>	<b>14</b>	<b>14</b>	<b>- 61</b>
<b>TAMPA BAY</b>	<b>7</b>	<b>23</b>	<b>14</b>	<b>21</b>	<b>- 65</b>

When the Pittsburgh Power took on the Tampa Bay Storm at CONSOL Energy Center, no one could know that the game would come down to the final play.

The Power had an opportunity to win the game with only one second left on the clock.

Although they did not convert in the final seconds, the Power did put up impressive numbers throughout the game.

One notable performance came from Power wide receiver Mike Washington, who scored three touchdowns had 125 yards receiving.

### INDIVIDUAL STAT LEADERS

<b>PASSING</b>	<b>Cmp</b>	<b>Att</b>	<b>Int</b>	<b>Yds</b>	<b>TD</b>	<b>Long</b>	<b>Sack</b>
HINES, Andrico	28	41	2	310	7	26	1

<b>RUSHING</b>	<b>No.</b>	<b>Gain</b>	<b>Loss</b>	<b>Net</b>	<b>TD</b>	<b>Lg</b>	<b>Avg</b>
HINES, Andrico	2	20	0	20	0	11	10.0
YOUNG, Tyre	3	2	0	2	1	2	0.7

<b>RECEIVING</b>	<b>No.</b>	<b>Yds</b>	<b>TD</b>	<b>Lg</b>
BERRY, P.J.	11	98	2	23
WASHINGTON, Mike	10	126	3	26

ALL RETURNS	MFG			Kickoffs			Intercept		
	No	Yds	Lg	No	Yds	Lg	No	Yds	Lg
BERRY, P.J.	0	0	0	7	143	28	0	0	0
WISE, Christian	0	0	0	0	0	0	1	17	17

<b>ALL PURPOSE</b>	<b>Rush</b>	<b>Rcv</b>	<b>KR</b>	<b>FGR</b>	<b>IR</b>	<b>Total</b>
BERRY, P.J.	0	98	143	0	0	242
WASHINGTON	0	126	0	0	0	126

<b>KICKOFFS</b>	<b>No.</b>	<b>Yds</b>	<b>TB</b>	<b>OB</b>	<b>Avg.</b>
BOYER, Geoff	7	391	0	0	55.9

<b>TEAM TOTALS</b>	<b>TBY</b>	<b>PIT</b>
<b>FIRST DOWNS</b>	24	27
Rushing	2	3
Passing	16	20
Penalty	6	4
<b>NET YARDS RUSHING</b>	25	23
Rushing Attempts	10	6
Average Per Rush	2.5	3.8
Rushing Touchdowns	2	2
<b>NET YARDS PASSING</b>	238	306
Completions-Attempts-Int	26-38-1	28-41-0
Average Per Attempt	6.3	7.5
Average Per Completion	9.2	10.9
Passing Touchdowns	7	7
<b>TOTAL OFFENSE YARDS</b>	263	329
Total offense plays	50	48
Average Gain Per Play	5.3	6.9
<b>Fumbles: Number-Lost</b>	1-0	0-0
<b>Penalties: Number-Yards</b>	10-76	6-37
<b>KICKOFFS-YARDS</b>	9-511	7-391
Average Yards Per Kickoff	56.8	55.9
Net Yards Per Kickoff	40.9	32.7
Touchbacks	2	0
<b>Kickoff returns: Number-Yds-TD</b>	8-162-7	143-01
Average Per Return	20.2	20.4
<b>Interceptions: Number-Yds-TD</b>	2-16-0	1-17-0
<b>Possession Time</b>	32:03	26:28
1st Quarter	9:10	4:21
2nd Quarter	9:40	5:20
3rd Quarter	6:29	8:31
4th Quarter	6:44	8:16
<b>Third-Down Conversions</b>	8 of 10	5 of 6
<b>Fourth-Down Conversions</b>	0 of 1	0 of 0
<b>Red-Zone Scores-Chances</b>	7-7	3-4
<b>Sacks By: Number-Yards</b>	1-4	2-9
<b>PAT Kicks</b>	9-9	7-9
2-Point drop-kick PATs	0-0	0-0
<b>Field Goals</b>	0-0	0-0
4-Point drop kick FGs	0-0	0-0
<b>Touchdowns (Rush-Pass-Return)</b>	2-7-0	2-7-0

# PITTSBURGH POWER 2012 GAME BY GAME STATS

## GAME 17

58



41

July 14, 2012 | Arena at Gwinnett | Duluth, GA | 7:00 pm | Attendance: 5,074

<b>PITTSBURGH</b>	<b>17</b>	<b>14</b>	<b>14</b>	<b>13</b>	<b>- 58</b>
<b>GEORGIA</b>	<b>6</b>	<b>7</b>	<b>7</b>	<b>21</b>	<b>- 41</b>

The Pittsburgh Power won their fifth game of the 2012 season on the road against the Georgia Force. The Power were led by quarterback Andrico Hines, who was able to score on nearly every possession of the game.

Pittsburgh's impressive win can also be attributed to a stellar effort on defense. The Power defense made five stops and Christian Wise was credited with two interceptions.

### INDIVIDUAL STAT LEADERS

**PASSING** Cmp-Att-Int Yds TD Long Sack  
HINES, Andrico 21-30-0 266 6 34 1

**RUSHING** No. Gain Loss Net TD Lg Avg  
BERRY, P.J. 3 9 0 9 2 5 3.0  
HINES, Andrico 4 5 0 5 0 2 1.2

**RECEIVING** No. Yds TD Lg  
WASHINGTON, Mike 9 107 4 34  
BERRY, P.J. 7 92 0 21

**ALL RETURNS** MFG Kickoffs Intercept  
No Yds Lg No Yds Lg No Yds Lg  
BERRY, P.J. 0 0 0 4 59 24 0 0 0

**ALL PURPOSE** Rush Rcv KR FGR IR Total  
BERRY, P.J. 9 92 59 0 0 160  
WASHINGTON 0 107 0 0 0 107

**KICKOFFS** No. Yds TB OB Avg.  
GATES, Ryan 10 560 2 0 56.0

### TEAM TOTALS

	PIT	GEO
<b>FIRST DOWNS</b>	23	12
Rushing	2	1
Passing	15	8
Penalty	3	3
<b>NET YARDS RUSHING</b>	19	1
Rushing Attempts	10	5
Average Per Rush	1.9	0.2
Rushing Touchdowns	2	1
<b>NET YARDS PASSING</b>	262	175
Completions-Attempts-Int	21-30-0	13-31-2
Average Per Attempt	8.7	5.6
Average Per Completion	12.5	13.5
Passing Touchdowns	5	4
<b>TOTAL OFFENSE YARDS</b>	281	176
Total offense plays	41	37
Average Gain Per Play	6.9	4.8
<b>Fumbles: Number-Lost</b>	1-1	0-0
<b>Penalties: Number-Yards</b>	9-53	5-59
<b>KICKOFFS-YARDS</b>	10-560	4-212
Average Yards Per Kickoff	56.0	53.0
Net Yards Per Kickoff	30.1	38.2
Touchbacks	2	1
<b>Kickoff returns: Number-Yds-TD</b>	5-59-0	8-259-1
Average Per Return	11.8	32.4
<b>Interceptions: Number-Yds-TD</b>	2-23-0	0-0-0
<b>Possession Time</b>	36:12	23:48
1st Quarter	8:28	6:32
2nd Quarter	5:59	9:01
3rd Quarter	9:00	6:00
4th Quarter	12:45	2:15
<b>Third-Down Conversions</b>	4 of 7	5 of 9
<b>Fourth-Down Conversions</b>	1 of 1	0 of 3
<b>Red-Zone Scores-Chances</b>	7-9	3-4
<b>Sacks By: Number-Yards</b>	1-9	1-4
<b>PAT Kicks</b>	7-8	5-6
2-Point drop-kick PATs	0-0	0-0
<b>Field Goals</b>	1-1	0-0
4-Point drop kick FGs	0-0	0-0
<b>Touchdowns (Rush-Pass-Return)</b>	2-6-0	1-4-1

# PITTSBURGH POWER 2012 GAME BY GAME STATS

## GAME 18

39



64

July 20, 2012 | CONSOL Energy Center | Pittsburgh, PA | 8:00 pm | Attendance: 6,632

<b>PITTSBURGH</b>	<b>0</b>	<b>13</b>	<b>12</b>	<b>14</b>	<b>- 39</b>
<b>JACKSONVILLE</b>	<b>27</b>	<b>21</b>	<b>13</b>	<b>3</b>	<b>- 64</b>

The Pittsburgh Power finished the 2012 season with a 64-39 loss to Jacksonville. The Sharks controlled most of the game and scored an impressive 27 consecutive points in the first quarter.

After an extraordinary interception by Chris LeFlore in the second quarter, the Power were finally able to get points on the board. Bryan Randall connected with Mike Washington for the Power's first touchdown of the game. The Power started building momentum and upped their scoring in the second half.

Quarterback Bryan Randall went on to throw three more touchdowns, all to Power Wide Receiver, P.J. Berry. In the end, the Power could not come back from their large first half deficit and Jacksonville ultimately won the regular season finale.

### INDIVIDUAL STAT LEADERS

<b>PASSING</b>	<b>Cmp</b>	<b>Att</b>	<b>Int</b>	<b>Yds</b>	<b>TD</b>	<b>Long</b>	<b>Sack</b>
RANDALL, Bryan	12	22	1	204	4	36	2

<b>RUSHING</b>	<b>No.</b>	<b>Gain</b>	<b>Loss</b>	<b>Net</b>	<b>TD</b>	<b>Lg</b>	<b>Avg</b>
RANDALL, Bryan	3	19	0	19	2	18	6.3
WASHINGTON	1	3	0	3	0	3	3.0

<b>RECEIVING</b>	<b>No.</b>	<b>Yds</b>	<b>TD</b>	<b>Lg</b>
WASHINGTON, Mike	5	57	1	17
BERRY, P.J.	4	84	3	35

ALL RETURNS	MFG			Kickoffs			Intercept		
	No	Yds	Lg	No	Yds	Lg	No	Yds	Lg
WASHINGTON	0	0	0	2	12	7	0	0	0
BERRY, P.J.	0	0	0	4	95	37	0	0	0

<b>ALL PURPOSE</b>	<b>Rush</b>	<b>Rcv</b>	<b>KR</b>	<b>FGR</b>	<b>IR</b>	<b>Total</b>
BERRY, P.J.	-3	84	95	0	0	177
WASHINGTON	0	57	12	0	0	72

<b>KICKOFFS</b>	<b>No.</b>	<b>Yds</b>	<b>TB</b>	<b>OB</b>	<b>Avg.</b>
GATES, Ryan	7	350	1	1	50.0

<b>TEAM TOTALS</b>	<b>JAX</b>	<b>PIT</b>
<b>FIRST DOWNS</b>	20	12
Rushing	5	2
Passing	15	10
Penalty	0	0
<b>NET YARDS RUSHING</b>	66	21
Rushing Attempts	11	7
Average Per Rush	6.0	3.0
Rushing Touchdowns	1	2
<b>NET YARDS PASSING</b>	210	200
Completions-Attempts-Int	25-34-1	15-32-1
Average Per Attempt	6.2	6.2
Average Per Completion	8.4	13.3
Passing Touchdowns	8	4
<b>TOTAL OFFENSE YARDS</b>	276	221
Total offense plays	46	42
Average Gain Per Play	6.0	5.3
<b>Fumbles: Number-Lost</b>	1-0	1-0
<b>Penalties: Number-Yards</b>	9-67	5-25
<b>KICKOFFS-YARDS</b>	10-535	7-350
Average Yards Per Kickoff	53.5	50.0
Net Yards Per Kickoff	42.8	36.0
Touchbacks	3	1
<b>Kickoff returns: Number-Yds-TD</b>	5-98-0	6-107-0
Average Per Return	19.6	17.8
<b>Interceptions: Number-Yds-TD</b>	0-0-0	0-0-0
<b>Possession Time</b>	32:23	27:37
1st Quarter	7:53	7:07
2nd Quarter	6:57	8:53
3rd Quarter	8:38	6:22
4th Quarter	8:55	6:05
<b>Third-Down Conversions</b>	3 of 5	1 of 8
<b>Fourth-Down Conversions</b>	0 of 0	2 of 6
<b>Red-Zone Scores-Chances</b>	7-8	1-1
<b>Sacks By: Number-Yards</b>	3-21	1-1
<b>PAT Kicks</b>	7-9	1-4
2-Point drop-kick PATs	0-0	0-0
<b>Field Goals</b>	1-2	0-0
4-Point drop kick FGs	0-0	0-0
<b>Touchdowns (Rush-Pass-Return)</b>	1-8-0	2-4-0

# **YEAR IN REVIEW**

## **2012 FINAL STATISTICS**



# PITTSBURGH POWER 2012 SEASON STATS

## Team Statistics

TEAM STATISTICS	PIT	OPP
SCORING.....	827	963
Points Per Game.....	45.9	53.5
FIRST DOWNS.....	338	315
Rushing.....	37	49
Passing.....	249	224
Penalty.....	52	42
RUSHING YARDAGE.....	284	476
Yards gained rushing.....	329	507
Yards lost rushing.....	45	31
Rushing Attempts.....	120	148
Average Per Rush.....	2.4	3.2
Average Per Game.....	15.8	26.4
TDs Rushing.....	22	32
PASSING YARDAGE.....	4662	3934
Att-Comp-Int.....	657-397-27	586-346-17
Average Per Pass.....	7.1	6.7
Average Per Catch.....	11.7	11.4
Average Per Game.....	259.0	218.6
TDs Passing.....	89	90
TOTAL OFFENSE.....	4946	4410
Total Plays.....	809	757
Average Per Play.....	6.1	5.8
Average Per Game.....	274.8	245.0
KICK RETURNS: #-Yards.....	125-2119	106-2243
FG RETURNS: #-Yards.....	3-56	3-52
INT RETURNS: #-Yards.....	17-185	27-469
KICK RETURN AVERAGE.....	17.0	21.2
FG RETURN AVERAGE.....	18.7	17.3
INT RETURN AVERAGE.....	10.9	17.4
FUMBLES-LOST.....	29-17	24-10
PENALTIES-Yards.....	112-621	143-1069
Average Per Game.....	34.5	59.4
TIME OF POSSESSION/Game.....	29:01	27:53
3RD-DOWN Conversions.....	59/127	58/120
3rd-Down Pct.....	46%	48%
4TH-DOWN Conversions.....	22/49	14/40
4th-Down Pct.....	45%	35%
SACKS BY-Yards.....	23-112	32-176
MISC YARDS.....	-13	-33
TOUCHDOWNS SCORED.....	118	135
FIELD GOALS-ATTEMPTS.....	7-12	11-16
ON-SIDE KICKS.....	1-16	5-12
RED-ZONE SCORES.....	56-72 78%	75-97 77%
RED-ZONE TOUCHDOWNS.....	51-72 71%	68-97 70%
4-point drop-kick FGs.....	0-0	0-0
PAT-ATTEMPTS.....	69-98 70%	112-130 86%
2-point drop-kick PATs.....	1-1	0-0
ATTENDANCE.....	46469	63168
Games/Avg Per Game.....	9/5163	9/7019

SCORE BY QUARTERS	1st	2nd	3rd	4th	OT	Total
Pittsburgh Power....	170	255	164	232	6	827
Opponents.....	213	297	219	231	3	963

# PITTSBURGH POWER 2012 SEASON STATS

## Individual Statistics

<b>RUSHING</b>									
	GP	Att	Gain	Loss	Net	Avg	TD	Long	Avg/G
YOUNG, Tyre	15	45	115	15	100	2.2	7	26	6.7
RANDALL, Bryan	9	17	73	3	70	4.1	3	18	7.8
HINES, Andrico	12	15	46	3	43	2.9	2	11	3.6
CASSIDY, Derek	6	13	30	2	28	2.2	2	8	4.7
COLLINS, Conred	1	5	20	0	20	4.0	0	7	20.0
BERRY, P.J.	17	19	31	13	18	0.9	7	6	1.1
RUFFINS, Moqut	16	0	4	0	4	0.0	0	0	0.2
LUCIAN, Mike	8	1	2	0	2	2.0	1	2	0.2
WASHINGTON, Mike	17	5	8	9	-1	-0.2	0	3	-0.1
Total.....	18	120	329	45	284	2.4	22	26	15.8

<b>PASSING</b>									
	GP	Rating	Cmp-Att-Int	Pct	Yds	TD	Lng	Avg/G	
RANDALL, Bryan	9	108.23	175-278-9	62.9	2142	39	41	238.0	
HINES, Andrico	12	102.90	134-224-7	59.8	1640	30	45	136.7	
CASSIDY, Derek	6	88.90	48-79-6	60.8	566	12	29	94.3	
STULL, Bill	2	69.72	39-73-5	53.4	485	7	44	242.5	
WILLIAMS, Bryan	14	39.58	0-2-0	0.0	0	0	0	0.0	
BERRY, P.J.	17	127.08	1-1-0	100.0	5	1	5	0.3	
TEAM	15	39.58	0-0-0	0.0	-176	0	0	-11.7	
Total.....	18	98.75	397-657-27	60.4	4662	89	45	259.0	

<b>ALL PURPOSE</b>									
	G	Rush	Rec	FG	KOR	IR	Tot	Avg/G	
BERRY, P.J.	17	18	1282	16	2024	0	3340	196.5	
WASHINGTON, Michael	17	-1	1484	0	15	0	1498	88.1	
TURNER, Oderick	10	0	775	0	0	0	775	77.5	
HYMES, Randy	12	0	697	0	12	0	709	59.1	
JACKSON, A.J.	5	0	227	0	0	0	227	45.4	
WISE, Christian	6	0	104	0	0	50	154	25.7	
YOUNG, Tyre	15	100	34	0	0	0	134	8.9	
DEWALT, Lonnell	2	0	121	0	0	0	121	60.5	
LEFLORE, Chris	17	0	0	25	30	58	113	6.6	
RANDALL, Bryan	9	70	0	0	0	0	70	7.8	
DEWALT, Lonnell	1	0	30	0	38	0	68	68.0	
GREEN, John	14	0	0	0	0	64	64	4.6	
RUFFINS, Moqut	16	4	41	0	0	0	45	2.8	
HINES, Andrico	12	43	0	0	0	0	43	3.6	
CASSIDY, Derek	6	28	0	0	0	0	28	4.7	
BAKER, Perry	2	0	23	0	0	0	23	11.5	
COLLINS, Conred	1	20	0	0	0	0	20	20.0	
LUCIAN, Mike	8	2	14	0	0	0	16	2.0	
WILLIAMS, Bryan	14	0	0	15	0	0	15	1.1	
STEVENSON, LaRi	6	0	0	0	0	13	13	2.2	
MCGANN, Preston	2	0	6	0	0	0	6	3.0	
Total.....	18	284	4838	56	2119	185	7482	415.7	

<b>RECEIVING</b>							
	GP	No.	Yds	Avg	TD	Long	Avg/G
WASHINGTON, Michael	17	115	1484	12.9	34	44	87.3
BERRY, P.J.	17	111	1282	11.5	18	45	75.4
TURNER, Oderick	10	61	775	12.7	12	35	77.5
HYMES, Randy	12	61	697	11.4	13	39	58.1
JACKSON, A.J.	5	17	227	13.4	3	29	45.4
DEWALT, Lonnell	2	9	121	13.4	3	44	60.5
WISE, Christian	6	8	104	13.0	3	25	17.3
RUFFINS, Moqut	16	5	41	8.2	2	14	2.6
YOUNG, Tyre	15	4	34	8.5	0	17	2.3
DEWALT, Lonnell	1	2	30	15.0	1	22	30.0
LUCIAN, Mike	8	2	14	7.0	0	8	1.8
BAKER, Perry	2	1	23	23.0	0	23	11.5
MCGANN, Preston	2	1	6	6.0	0	6	3.0
Total.....	18	397	4838	12.2	89	45	268.8

# PITTSBURGH POWER 2012 STATS

## Individual Statistics

SCORING	TD	FGs	PATs				2PT	Saf	Points
			Kick	Rush	Rcv	Pass			
WASHINGTON, Michael	34	0-0	0-0	0-0	1	0-0	0	0	206
BERRY, P.J.	28	0-0	0-0	1-1	3	0-0	0	0	176
HYMES, Randy	14	0-0	0-0	0-0	1	0-0	0	0	86
TURNER, Oderick	12	0-0	0-0	0-0	1	0-0	0	0	74
YOUNG, Tyre	7	0-0	0-0	0-0	0	0-0	0	0	42
BOYER, Geoff	0	4-6	28-40	0-0	0	0-0	1	0	41
WAGNER, Collin	0	2-5	29-35	0-0	0	0-0	0	0	35
DEWALT, Lonnell	3	0-0	0-0	0-0	2	0-0	0	0	22
WISE, Christian	3	0-0	0-0	0-0	0	0-0	0	0	18
JACKSON, A.J.	3	0-0	0-0	0-0	0	0-0	0	0	18
RANDALL, Bryan	3	0-0	0-0	0-0	0	2-6	0	0	18
CASSIDY, Derek	2	0-0	0-0	0-0	0	1-2	0	0	12
HINES, Andrico	2	0-0	0-0	0-0	0	5-8	0	0	12
RUFFINS, Moqut	2	0-0	0-0	0-0	0	0-0	0	0	12
GATES, Ryan	0	1-1	8-12	0-0	0	0-0	0	0	11
DEWALT, Lonnell	1	0-0	0-0	0-0	0	0-0	0	0	6
WILLIAMS, Bryan	1	0-0	0-0	0-0	0	0-0	0	0	6
PARRISH, Justin	1	0-0	0-0	0-0	0	0-0	0	0	6
LUCIAN, Mike	1	0-0	0-0	0-0	0	0-0	0	0	6
GREEN, John	1	0-0	0-0	0-0	0	0-0	0	0	6
DEGRATE, Anthon	0	0-0	0-0	0-0	0	0-0	0	2	4
KRAMER, Trey	0	0-0	4-8	0-0	0	0-0	0	0	4
TEAM	0	0-0	0-0	0-0	0	0-0	0	1	2
STEVENSON, LaRi	0	0-0	0-0	1-0	0	0-0	0	0	2
COLLINS, Conred	0	0-0	0-0	0-1	0	0-0	0	0	0
STULL, Bill	0	0-0	0-0	0-0	0	0-1	0	0	0
BURKHOLDER, Set	0	0-0	0-3	0-0	0	0-0	0	0	0
Total.....	118	7-12	69-98	2-2	8	8-17	1	3	827

FIELD GOALS	FGM-FGA	Pct	01-19	20-29	30-39	40-49	50-99	Lg	Blk
WAGNER, Collin	2-5	40.0	0-0	2-3	0-1	0-1	0-0	28	0
BOYER, Geoff	4-6	66.7	0-0	2-2	2-3	0-0	0-1	32	1
GATES, Ryan	1-1	100.0	0-0	1-1	0-0	0-0	0-0	24	0

INTERCEPTIONS						KICK RETURNS					
No.	Yds	Avg	TD	Long		No.	Yds	Avg	TD	Long	
LEFLORE, Chris	9	58	6.4	0	45	BERRY, P.J.	111	2024	18.2	2	58
WISE, Christian	3	50	16.7	0	25	LEFLORE, Chris	5	30	6.0	0	12
GREEN, John	2	64	32.0	1	36	WASHINGTON, Michael	4	15	3.8	0	7
STEVENSON, LaRi	2	13	6.5	0	9	HYMES, Randy	2	12	6.0	1	11
BERRY, P.J.	1	0	0.0	0	0	TEAM	2	0	0.0	0	0
Total.....	17	185	10.9	1	45	DEWALT, Lonnell	1	38	38.0	0	38
						Total.....	125	2119	17.0	3	58

FUMBLE RETURNS						FG RETURNS					
No.	Yds	Avg	TD	Long		No.	Yds	Avg	TD	Long	
WILLIAMS, Bryan	1	0	0.0	1	0	WILLIAMS, Bryan	1	15	15.0	0	0
PARRISH, Justin	1	40	40.0	1	40	LEFLORE, Chris	1	25	25.0	0	25
BERRY, P.J.	0	0	0.0	1	0	BERRY, P.J.	1	16	16.0	0	16
Total.....	2	40	20.0	3	40	Total.....	3	56	18.7	0	25

# PITTSBURGH POWER 2012 STATS

## Individual Statistics

TOTAL OFFENSE	G	Plays	Rush	Pass	Total	Avg/G
RANDALL, Bryan	9	295	70	2142	2212	245.8
HINES, Andrico	12	239	43	1640	1683	140.2
CASSIDY, Derek	6	92	28	566	594	99.0
STULL, Bill	2	73	0	485	485	242.5
YOUNG, Tyre	15	45	100	0	100	6.7
BERRY, P.J.	17	20	18	5	23	1.4
COLLINS, Conred	1	5	20	0	20	20.0
RUFFINS, Moqut	16	0	4	0	4	0.2
LUCIAN, Mike	8	1	2	0	2	0.2
WASHINGTON, Michael	17	5	-1	0	-1	-0.1
TEAM	15	0	0	-176	-176	-11.7

DEFENSIVE LEADERS	GP	Solo	Ast	Total	TFL/Yds	-Sacks- No-Yds	---Pass Def--- Int-Yds BrUp QBH	-Fumbles- Rcv-Yds	Blkd FF Kick Saf
11 WILLIAMS, Bryan	14	55	22	66.0	.	.	11	3-0	1 . .
7 LEFLORE, Chris	17	44	24	56.0	.	.	18	.	. . .
21 GREEN, John	14	31	33	47.5	1.5-4	.	9-58	.	1 . .
45 DEGRATE, Anthon	16	27	34	44.0	7.5-36	4.5-16	3	9	. 2 . 2
6 MITCHELL, Davion	8	29	13	35.5	0.5-2	.	3	.	. . .
3 STEVENSON, LaRi	6	27	12	33.0	1.0-1	.	2-13	5	. 1 . .
52 PITTMAN, Domini	16	23	18	32.0	5.0-24	5.5-19	1	9	. 1 1 .
9 PARRISH, Justin	16	20	15	27.5	7.0-38	4.0-17	.	3	2-40 1 . .
28 SANDERSON, Jere	2	14	5	16.5	.	.	5	.	. . .
2 WISE, Christian	6	12	5	14.5	.	.	3-50	5	. 1 . .
4 PURVIS, Neil	14	9	10	14.0	1.5-18	1.0-12	.	2	. 1 1 .
93 TAYLOR, Terranc	12	9	9	13.5	3.0-24	2.0-16	.	3	1-0 3 . .
1 WASHINGTON, Mike	17	9	4	11.0	.	.	.	.	1 . . .
6 WAGNER, Collin	7	8	4	10.0	.	.	1	.	. . . .
10 JACKSON, A.J.	5	8	4	10.0	.	.	1	.	. . . .
12 HYMES, Randy	12	8	2	9.0	.	.	.	.	. . . .
22 GARY, Ricky	3	9	.	9.0	.	.	4	.	. . . .
SPANN, Myqual	1	5	2	6.0	.	.	1	.	. . . .
14 TURNER, Oderick	10	5	2	6.0	.	.	.	.	. . . .
55 COFFMAN, Calvin	1	4	1	4.5	.	.	.	.	. . . .
96 RUFFINS, Moqut	16	4	1	4.5	.	.	.	.	. . . .
28 KRAMER, Trey	1	3	1	3.5	.	.	.	.	. . . .
34 YOUNG, Tyre	15	1	5	3.5	.	.	.	2	1-0 . . . .
47 LUCIAN, Mike	8	1	4	3.0	.	.	.	.	. . . .
HUBBARD, Marcus	1	3	.	3.0	1.0-6	1.0-6	.	.	. 1 . .
8 BERRY, P.J.	17	2	2	3.0	.	.	1-0	1	. 1-0 . . . .
MCCREA, Charles	1	2	1	2.5	.	.	.	1	. . . .
10 DEWALT, Lonnell	2	2	1	2.5	.	.	.	.	. . . .
31 LOVETT, James	1	1	2	2.0	.	.	1	.	. . . .
GROFF, Matt	1	2	.	2.0	.	.	.	.	. . . .
MCGANN, Preston	2	2	.	2.0	.	.	.	.	. . . .
33 COLLINS, Conred	1	2	.	2.0	1.0-6	.	.	.	. . . .
64 NILAND, Greg	10	1	1	1.5	.	.	.	.	. . . .
56 ELLIOTT, Beau	8	1	1	1.5	.	.	.	.	. . . .
15 CASSIDY, Derek	6	1	1	1.5	.	.	.	.	. . . .
99 BRIGHT, Callaha	2	.	2	1.0	.	.	.	.	. . . .
69 LONG, Josh	1	1	.	1.0	1.0-2	1.0-2	.	.	. . . .
18 BAKER, Perry	2	1	.	1.0	.	.	.	.	. . . .
27 27	1	1	.	1.0	1.0-1	.	.	.	. . . .
5 HINES, Andrico	12	1	.	1.0	.	.	.	.	. . . .
13 STULL, Bill	2	1	.	1.0	.	.	.	.	. . . .
TM TEAM	15	1	.	1.0	1.0-6	1.0-6	.	.	1-0 1 . 1
95 JONES, Jason	9	1	.	1.0	.	.	.	.	. . . .
48 PERKINS, Aundre	1	1	.	1.0	.	.	.	.	. . . .
33 WILSON, Kyle	1	.	2	1.0	.	.	.	.	. . . .
24 BOYER, Geoff	6	.	2	1.0	.	.	.	.	. . . .
69 OHUAFI, Sione	6	1	.	1.0	.	.	.	.	. . . .
19 JEAN-PIERRE, Br	1	.	1	0.5	.	.	.	.	. . . .
Total.....	18	393	246	516.0	32-168	23-112	17-185	64 28	9-40 15 2 3



# PITTSBURGH POWER 2012 STATS

## Superlatives

### INDIVIDUAL GAME HIGHS

Rushes.....	7	YOUNG, Tyre vs Orlando Predators (Apr 14, 2012)
Yards Rushing.....	41	YOUNG, Tyre at Milwaukee Mustangs (Mar 29, 2012)
TD Rushes.....	2	YOUNG, Tyre at Milwaukee Mustangs (Mar 29, 2012)
		YOUNG, Tyre at Arizona Rattlers (Jun 02, 2012)
		HINES, Andrico at Iowa Barnstormers (Jun 30, 2012)
		BERRY, P.J. at Georgia Force (Jul 14, 2012)
		RANDALL, Bryan vs Jacksonville Sharks (Jul 20, 2012)
Long Rush.....	26	YOUNG, Tyre at Milwaukee Mustangs (Mar 29, 2012)
Pass attempts.....	50	RANDALL, Bryan at San Antonio Talons (May 12, 2012)
Pass completions....	37	RANDALL, Bryan at San Antonio Talons (May 12, 2012)
Yards Passing.....	387	RANDALL, Bryan at San Antonio Talons (May 12, 2012)
TD Passes.....	7	RANDALL, Bryan at San Antonio Talons (May 12, 2012)
		HINES, Andrico vs Tampa Bay Storm (Jul 07, 2012)
Long Pass.....	45	HINES, Andrico vs Orlando Predators (Apr 14, 2012)
Receptions.....	19	BERRY, P.J. at San Antonio Talons (May 12, 2012)
Yards Receiving.....	188	BERRY, P.J. at San Antonio Talons (May 12, 2012)
TD Receptions.....	4	WASHINGTON, Michael at Orlando Pred. (Mar 09, 2012)
		WASHINGTON, Michael at Georgia Force (Jul 14, 2012)
Long Reception.....	45	BERRY, P.J. vs Orlando Predators (Apr 14, 2012)
Field Goals.....	2	BOYER, Geoff vs Milwaukee Mustangs (Jun 16, 2012)
Long Field Goal.....	32	BOYER, Geoff vs Kansas City Command (May 19, 2012)
Long MFG Return.....	25	LEFLORE, Chris vs Kansas City Command (May 19, 2012)
Long Kickoff Return.	58	BERRY, P.J. vs Iowa Barnstormers (Apr 06, 2012)
Tackles.....	11.0	SANDERSON, Jere at New Orleans VooDoo (Apr 20, 2012)
Sacks.....	2.0	PITTMAN, Domini at Orlando Predators (Mar 09, 2012)
		PITTMAN, Domini at Iowa Barnstormers (Jun 30, 2012)
Tackles For Loss....	2.0	DEGRATE, Anthon at San Antonio Talons (May 12, 2012)
		DEGRATE, Anthon at Iowa Barnstormers (Jun 30, 2012)
		PITTMAN, Domini at Iowa Barnstormers (Jun 30, 2012)
		TAYLOR, Terranc vs Tampa Bay Storm (Jul 07, 2012)
Interceptions.....	2	LEFLORE, Chris vs Orlando Predators (Apr 14, 2012)
		WISE, Christian at Georgia Force (Jul 14, 2012)

### TEAM GAME HIGHS

Rushes.....	14	at New Orleans VooDoo (Apr 20, 2012)
Yards Rushing.....	46	at Milwaukee Mustangs (Mar 29, 2012)
Yards Per Rush.....	6.6	at Milwaukee Mustangs (Mar 29, 2012)
TD Rushes.....	4	at Iowa Barnstormers (Jun 30, 2012)
Pass attempts.....	50	at San Antonio Talons (May 12, 2012)
Pass completions....	37	at San Antonio Talons (May 12, 2012)
Yards Passing.....	349	at San Antonio Talons (May 12, 2012)
Yards Per Pass.....	9.3	vs Georgia Force (May 05, 2012)
TD Passes.....	7	at San Antonio Talons (May 12, 2012)
		vs Tampa Bay Storm (Jul 07, 2012)
Total Plays.....	55	at San Antonio Talons (May 12, 2012)
Total Offense.....	367	at San Antonio Talons (May 12, 2012)
Yards Per Play.....	8.8	vs Georgia Force (May 05, 2012)
Points.....	62	vs Milwaukee Mustangs (Jun 16, 2012)
Sacks By.....	4	at Orlando Predators (Mar 09, 2012)
		at Iowa Barnstormers (Jun 30, 2012)
First Downs.....	29	at San Antonio Talons (May 12, 2012)
Penalties.....	17	at Arizona Rattlers (Jun 02, 2012)
Penalty Yards.....	82	at Arizona Rattlers (Jun 02, 2012)
Turnovers.....	6	vs Philadelphia Soul (Mar 23, 2012)
Interceptions By....	3	vs Orlando Predators (Apr 14, 2012)

# PITTSBURGH POWER 2012 STATS

## Overall Superlatives

### OVERALL POWER STATS

POINTS.....			
	at Home	62	6/16/12 vs Milwaukee Mustangs
	on Road	76	5/28/2011 at Dallas Vigilantes
Yards Rushing.....	46	at Milwaukee Mustangs (Mar 29, 2012)	
Yards Per Rush.....	6.6	at Milwaukee Mustangs (Mar 29, 2012)	
TD Rushes.....	4	at Iowa Barnstormers (Jun 30, 2012)	
Pass attempts.....	50	at San Antonio Talons (May 12, 2012)	
Pass completions....	37	at San Antonio Talons (May 12, 2012)	
Yards Passing.....	349	at San Antonio Talons (May 12, 2012)	
Yards Per Pass.....	9.3	vs Georgia Force (May 05, 2012)	
TD Passes.....	7	at San Antonio Talons (May 12, 2012)	
		vs Tampa Bay Storm (Jul 07, 2012)	
Total Plays.....	55	at San Antonio Talons (May 12, 2012)	
Total Offense.....	367	at San Antonio Talons (May 12, 2012)	
Yards Per Play.....	8.8	vs Georgia Force (May 05, 2012)	
Points.....	62	vs Milwaukee Mustangs (Jun 16, 2012)	
Sacks By.....	4	at Orlando Predators (Mar 09, 2012)	
		at Iowa Barnstormers (Jun 30, 2012)	
First Downs.....	29	at San Antonio Talons (May 12, 2012)	
Penalties.....	17	at Arizona Rattlers (Jun 02, 2012)	
Penalty Yards.....	82	at Arizona Rattlers (Jun 02, 2012)	
Turnovers.....	6	vs Philadelphia Soul (Mar 23, 2012)	
Interceptions By....	3	vs Orlando Predators (Apr 14, 2012)	

# **RECORD BOOK**

## **PITTSBURGH POWER ALL-TIME RECORDS**

# PITTSBURGH POWER RECORD BOOK

## Individual Records - Single Season

### Points Scored

206 - Mike Washington (2012)  
192 - Mike Washington (2011)  
176 - P.J. Berry (2012)

### Passing Yards

2,428 - Bernard Morris (2011)  
2,142 - Bryan Randall (2012)  
1,640 - Andrico Hines (2012)

### Passing Touchdowns

55 - Bernard Morris (2011)  
39 - Bryan Randall (2012)  
30 - Andrico Hines (2012)

### Receptions

115 - Mike Washington (2012)  
114 - Mike Washington (2011)  
111 - P.J. Berry (2012)  
107 - Jason Willis (2011)

### Receiving Yards

1,484 - Mike Washington (2012)  
1,367 - Mike Washington (2011)  
1,282 - P.J. Berry (2012)  
1,199 - Jason Willis (2011)

### Receiving Touchdowns

34 - Mike Washington (2012)  
30 - Mike Washington (2011)  
21 - Lonnell DeWalt (2011)  
18 - P.J. Berry (2012)

### Rushing Yards

312 - Bernard Morris (2011)  
126 - Anthony Morelli (2011)  
113 - Joshua Rue (2011)

### Rushing Touchdowns

12 - Joshua Rue (2011)  
7 - Tyre Young (2012)  
4 - Bernard Morris (2011)  
3 - Xavier Lee (2011)

### Interceptions

9 - Chris LeFlore (2012)  
5 - Josh Lay (2011)  
4 - Lonnell DeWalt (2011)

### Sacks

5.5 - Dominie Pittman (2012)  
5.0 - Terrence Carter (2011)  
4.5 - Anthony DeGrate (2012)  
4.0 - Gary Butler (2011)

### Tackles

66.0 - Bryan Williams (2012)  
57.5 - Carlos Campbell (2011)  
56.5 - Tyrell Herbert (2011)  
56.0 - Chris LeFlore (2012)

### Missed Field Goal Return Yards

35 - Chris LeFlore (2012)  
21 - Carlos Campbell (2011)  
16 - P.J. Berry (2012)

### Kickoff Return Yards

2,024 - P.J. Berry (2012)  
688 - Jerome Mathis (2011)  
385 - Mike Washington (2011)  
370 - Jason Willis (2011)

### Combined Return Yards

2,040 - P.J. Berry (2012)  
688 - Jerome Mathis (2011)  
391 - Jason Willis (2011)  
385 - Mike Washington (2011)

### Field Goals Made

4 - Geoff Boyer (2012)  
3 - Paul Edinger (2011)  
2 - Collin Wagner (2012)



# PITTSBURGH POWER RECORD BOOK

## Individual Records - Single Game

### Points Scored

30 -	Mike Washington	(5/28/11)
24 -	Jerome Mathis	(6/11/11)
	Mike Washington	(7/14/12)
	P.J. Berry	(7/14/12)

### Passing Yards

387 -	Bryan Randall	(5/12/12)
335 -	Bernard Morris	(6/11/11)
333 -	Bryan Randall	(6/4/2012)
318 -	Bernard Morris	(7/15/11)

### Passing Touchdowns

8 -	Bernard Morris	(5/14/11)
7 -	Bryan Randall	(5/12/12)
	Andrico Hines	(7/7/12)
	Bernard Morris	(6/11/11)

### Receptions

19 -	P.J. Berry	(5/12/12)
13 -	Mike Washington	(4/28/12)
12 -	Jerome Mathis	(6/11/11)
12 -	Mike Washington	(5/14/12)

### Receiving Yards

195 -	Jerome Mathis	(6/11/11)
188 -	P.J. Berry	(5/12/12)
184 -	Mike Washington	(5/28/11)
170 -	Mike Washington	(5/14/12)

### Receiving Touchdowns

4 -	Mike Washington	(7/14/12)
-----	-----------------	-----------

### Rushing Yards

66 -	Bernard Morris	(5/7/11)
64 -	Bernard Morris	(6/4/11)
59 -	Bernard Morris	(7/1/11)

### Rushing Touchdowns

2 -	Tyre Young	(6/2/12)
	Andrico Hines	(6/30/12)
	P.J. Berry	(7/14/12)
	Bryan Randall	(7/20/12)
	Xavier Lee	(5/7/11)
	Bernard Morris	(5/7/11)
	Joshua Rue	(5/28/11)

### Interceptions

2 -	Chris LeFlore	(4/14/12)
	Christain Wise	(7/14/12)

### Sacks

2 -	Dominie Pittman	(6/30/12)
	Dayon Benson	(5/7/11)

### Tackles

12.5 -	Royce Adama	(5-4-11)
11.5 -	Royce Adams	(4/16/11)
11 -	Tyrell Herbert	(6/11/11)
	Jarrett Sanderson	(4/30/12)

### Missed Field Goal Return Yards

25 -	Chris LeFlore	(5/19/12)
21 -	Carlos Campbell	(23/28/11)
16 -	P.J. Berry	(4/14/12)

### Kickoff Return Yards

242 -	P.J. Berry	(4/20/12)
228 -	Mike Washington	(7/10/11)
166 -	P.J. Berry	

### Combined Return Yards

242 -	P.J. Berry	(4/20/12)
228 -	Mike Washington	(7/10/11)
167 -	P.J. Berry	(4/6/12)
165 -	P.J. Berry	(4/6/12)

### Field Goals Made

2 -	Geoff Boyer	(6/16/12)
1 -	Collin Wagner	(4/14/12)
	Geoff Boyer	(5/19/12)

# PITTSBURGH POWER RECORD BOOK

## All-Time Roster

Name:	Year
Royce Adams	2011
Perry Baker	2012
David Ball	2011
Dayon Benson	2011
PJ Berry	2012
Matt Berstein	2012
Callahan Bright	2012
Caleb Bostic	2011
Geoff Boyer	2012
Seth Burkholder	2012
Gary Burtler	2011
Mike Byrne	2011
Carlos Campbell	2011
Irving Campbell	2011
Terrance Carter	2011
Derek Cassidy	2012
Calvin Coffman	2012
Conred Collins	2012
Anthony DeGrate	2011
Mike Dell	2011
Lonnell DeWalt	2011, 2012
Paul Edinger	2011
Beau Elliott	2012
Craig Fulton Jr.	2011
Ricky Gary	2012
Ryan Gates	2012
Charlston Gray	2011
John Green	2012
Matt Groff	2012
DJ Hall	2011
Tyrell Herbert	2011
Andrico Hines	2012
Marcus Hubbard	2012
Randy Hymes	2012
AJ Jackson	2012
Bryan Jean-Pierre	2012
Justin Komondoreas	2012
Abe Koroma	2011
Trey Kramer	2012
Kevin Lacy	2012

Name:	Year
Josh Lay	2011
Xavier Lee	2011
Chris LeFlore	2012
Josh Long	2012
James Lovett	2012
Mike Lucian	2012
Jerome Mathis	2011
Kevin McCabe	2011
Charles McCrea	2012
Preston McGann	2012
Davion Mitchell	2012
Anthony Morelli	2011
Bernard Morris	2011
Greg Niland	2012
Sione Ohuafi	2011, 2012
Dorrell Oliver	2011
Justin Parrish	2012
Aundres Perkins	2012
Dominie Pittman	2012
Neil Purvis	2011
Bryan Randall	2012
Terrence Reese	2011
Darius Robinson	2011
Josh Rue	2011
Moqut Ruffins	2012
Jarett Sanderson	2012
Antonio Smith	2011
MyQual Spann	2012
LaRico Stevenson	2011
Bill Stull	2011
Terrence Taylor	2011, 2012
Chris Terrell	2011
Eddie Thompson	2011
Oderick Turner	2012
Collin Wagner	2012
Chris Wallace	2011
Mike Washington	2011, 2012
Terrence Washington	2011
Lenny Wicks	2011
Bryan Williams	2011, 2012
Jason Willis	2011
Kyle Wilson	2012
Christian Wise	2012
Tyre Young	2012
Nick Zech	2011

# **HISTORY**

## **PITTSBURGH POWER**

# PITTSBURGH POWER HISTORY

## Pittsburgh's Prior AFL History

Prior to the announcement of Pittsburgh's 2011 expansion team, the city was the home to the Pittsburgh Gladiators, one of the four original franchises of the Arena Football League in 1987. The AFL's very first league game (not counting the practice games held at Rockford MetroCenter and the Rosemont Horizon), was held at the Pittsburgh Civic Arena between the Gladiators and the Washington Commandos.

That same year the Gladiators went on to lose ArenaBowl to the Denver Dynamite, 45-16, at the Civic Arena. Two years later the squad made it to ArenaBowl III, held at Joe Louis Arena. The Gladiators lost to the Detroit Drive 39-26.

In 1990, was the Gladiators' fourth and last in Pittsburgh. Following the conclusion of the season Co-Owner Bob Greis re-located the franchise to Tampa, Florida. The team was re-named the Tampa Bay Storm. Greis, who had several business interests in Florida, sold the franchise a few years later. During the Storms' first year in Tampa, the team defeated the Detroit Drive, 48-42, to win ArenaBowl V. The Storm has remained in Tampa and has reached the playoffs in 15 seasons, winning four AFL titles.

In 2011, Jerry Kurz, the Commissioner of the AFL, stated to the Pittsburgh Tribune-Review that the Gladiators move to Tampa had nothing to do with the attendance for the games. The issues that prompted the team to relocate had more to do with the lack of additional amenities at the Civic Arena, such as updated luxury suites.

## 2011 AFL Expansion

The current AFL policy is to give expansion teams in markets previously served by AFL teams the same name as their predecessor, since the league owns almost all rights to all of the team names in the league's history. However, because the unrelated Cleveland Gladiators already use the "Gladiators" name, that required the adoption of a new franchise name. Incidentally, the Power's logo is a thunderbolt, the same as a previous Cleveland AFL team, Cleveland Thunderbolts.



## Franchise ownership

On August 20, 2010, Matt Shaner was announced as the Principal Owner and General Manager of the team. His father Lance, as well as former Pittsburgh Steelers wide receiver Lynn Swann, an NFL Hall-of-Famer and part of the team's ownership group.

Including the Colorado Crush, Kansas City Command, and Philadelphia Soul, the Power are the fourth team in Arena Football League history to have a former NFL player as part of its ownership group.



# PITTSBURGH POWER HISTORY

The Pittsburgh Power kicked off their inaugural season in Pittsburgh, PA, in March of 2011. The team plays their home games at CONSOL Energy Center, sharing the \$321 million facility which opened in August of 2010 with the NHL's Pittsburgh Penguins. The Power plays in the Arena Football League's American Conference East Division. The team shares the same color scheme (black & gold) as Pittsburgh's other professional sports teams the Pittsburgh Steelers of the NFL, the Pittsburgh Pirates of the MLB, and the Penguins.

The Power were the fourth franchise added for the 2011 AFL season, joining the San Jose SaberCats, Kansas City Command, and Philadelphia Soul.

The team's first game at CONSOL Energy Center drew a franchise record of 13,904 fans. The Power finished their inaugural AFL campaign with a record of 9-9, barely missing the AFL Playoffs. The Power franchise won the 2011 AFL Commissioner's Award.

The 2012 season started with promise after an opening night win for the Power in Orlando. Game number five on April 14, 2012, saw the Power orchestrate the largest comeback in Arena Football League history. Down 48-17 in the third quarter to the Orlando Predators, backup quarterback Derek Cassidy led the team on a 34-3 run, taking the game into overtime. After the Predators kicked a field goal to make it 54-51, P.J. Berry returned the ensuing kickoff 38 yards to the Predators' 19-yard line. On the very next play, Cassidy connected with Christian Wise for a touchdown to win the game 57-54 as the CONSOL Energy Center crowd erupted in a frenzied celebration.

Unfortunately the excitement from the historic comeback win did not translate into many more wins for the 2012 team. Midway through the season Head Coach Chris Siegfried was replaced by Defensive Coordinator, Derek Stingley and the Power finished the season with a 5-13 record.



**Historic Footnote to the 2012 Season:** On June 16, 2012, Power kicker Geoff Boyer successfully converted a two-point drop kick against the Milwaukee Mustangs. It was the first successful drop kick in the Arena Football League since 1997.



# THE SPARKS

## PITTSBURGH POWER DANCE TEAM

# PITTSBURGH POWER SPARKS DANCE TEAM

## JENNELLE JOHNSON

### DANCE DIRECTOR



Jennelle Johnson returns for her third year as the Sparks Dance Team Coach. Jennelle brings more than 20 years of professional dance experience to our organization, including as a back-up dancer for national recording artists Brian McKnight and Ludacris and as a dancer with the NBA's Cleveland Cavaliers and the Erie Freeze. She is a graduate of Penn State University and served as the Captain of the Penn State dance team, leading the squad to two national titles and several regional titles.

After Penn State, Jennelle took her leadership to the next level, serving as Captain of the Erie Freeze AIFL dance team "The Chillers". Jennelle continued to climb the professional ranks, joining the Cleveland Cavaliers Dance Team in 2006. She also traveled with the NBA USO TOUR, entertaining troops in Iraq and throughout the Middle East. In 2007, Jennelle returned to Pittsburgh and to teaching, serving as the head instructor at the North Pittsburgh Dance Academy until earning the Head Coach position for the Duquesne University dance team.

Jennelle has a myriad of experience in dance, ranging from Jazz, Ballet & Tap to Street Funk, Lyrical, Hip Hop and Krump. She choreographed countless routines & recitals for all ages in her past positions as team captains, dance instructor and head coach. In 2012, Jennelle led the SPARKS to AFL Dance Team of the Year honors.



# PITTSBURGH POWER SPARKS DANCE TEAM



*Alexis*



*Alisha*




*Asia*




*Bri*



*Brittany*



*Caitlin*



*Casey*



# PITTSBURGH POWER SPARKS DANCE TEAM



*Cydney*



*Ebony*



*Eryka*



*Kathleen*



*Kim*



*Krissy*



*Melissa*



*Nikki*



*Taylor*

# PITTSBURGH POWER POWER ON RADIO



Pittsburgh Power have renewed their radio broadcast partnership for 2013 with TribLIVE Radio. The station, which debuted in January, 2011, was the radio home of Pittsburgh Power Football in 2012. Veteran sportswriter John Harris joins Pittsburgh Steeler cornerback Ike Taylor on all 18 regular season broadcasts this season.

Fans can access the Power broadcast on the internet ([www.TribLIVE.com](http://www.TribLIVE.com)) or on their phone by downloading the free TribLIVE Radio app for iPhone and Android. The Pittsburgh Power radio broadcasts add to a full menu of sports on the streaming station, with "Sports Talk on TribLive Radio" broadcasting live Monday-Friday from 9:00 a.m. to 5:00 p.m. and weekends from 10:00 a.m. to 1:00 p.m. with content looping 24 hours a day. TribLIVE Radio features well-known sports talk personalities as well as a variety of Pittsburgh area athletes. Live audio continues to be a dynamic addition to Trib Total Media's multi-media network of daily and weekly newspapers, weekly shoppers, niche magazines, websites, targeted direct mail and strategic partnerships. Trib Total Media products and services deliver news, information and advertising to over 1.2 million readers across Western Pennsylvania every week.

Ike Taylor is the cornerback for the Pittsburgh Steelers and the star of the popular "Ike Taylor Show" on TribLIVE Radio. Taylor has hosted television shows locally in Pittsburgh during the NFL season and has been featured regularly on ESPN and the NFL Network. Taylor signed with the Steelers in 2003 and as a ten-year NFL veteran, has made three Super Bowl appearances with two championship wins on his resume.

Award-winning journalist, John Harris, a host on the "Ike Taylor Show" with the two-time Super Bowl champion on TribLIVE Radio since 2011. Harris is also a columnist and sports writer for the Pittsburgh Tribune-Review, where he had covered the Steelers along with college and pro sports since 2006. In a career spanning over three decades, Harris has had experience writing for the Philadelphia Inquirer and the St. Petersburg Times. He has also been a guest on numerous radio shows across the country, as well as, appearing on ESPN's Outside the Lines.



# PITTSBURGH POWER POWER ON TV

The Pittsburgh Power are proud to announce a new partnership in 2013 with WTAE's (ABC-Channel 4) digital premium movie channel, *thisTV Pittsburgh*. Six regular season Power games will be broadcast live from CONSOL Energy Center, along with 3 live road contests. A total of 10 Power games will be telecast this season, including the July 13 regular season finale against San Jose, shown nationally on CBS Sports Network.



Tim Benz of the X Morning Show on 105.9 WDXJ, is the new play-by-play voice of the Power. Veteran Power analyst and former Pittsburgh Steeler, Craig Wolfley, will join Benz in the live game broadcasts. Wolfley, a longtime Steelers offensive lineman, will be back for his third consecutive year of providing insightful color commentary for the Pittsburgh Power.



## 2013 Regular Season Telecasts:

### *thisTV Pittsburgh:*

Saturday, 3/23 at 6:00 PM, Pittsburgh Power vs. Utah Blaze  
Friday, 3/29 at 7:00 PM, Pittsburgh Power vs. Jacksonville Sharks  
Sunday, 4/28 at 2:00 PM, Pittsburgh Power vs. San Antonio Talons  
Saturday, 5/4 at 7:00 PM, Pittsburgh Power vs. Orlando Predators  
Saturday, 5/11 at 7:05 PM, Pittsburgh Power @ Philadelphia Soul  
Saturday, 5/25 at 7:00 PM, Pittsburgh Power vs. Cleveland Gladiators  
Saturday, 6/1 at 7:00 PM, Pittsburgh Power @ Jacksonville Sharks  
Saturday, 6/15 at 7:00 PM, Pittsburgh Power vs. Philadelphia Soul  
Saturday, 6/22 at 7:00 PM, Pittsburgh Power @ Orlando Predators



### *CBS Sports Network:*

Saturday, 7/13 at 7:00 PM, Pittsburgh Power vs. San Jose SaberCats



*thisTV Pittsburgh* is broadcast on free over-the-air digital channel 4.2 and distributed on the following cable designations:

Comcast	204
Comcast (former Adelphia Systems)	188
Armstrong Utilities	450
Atlantic Broadband	110
Verizon Fios	461
Consolidated Communications	15

# **LEAGUE INFO**

## **ARENA FOOTBALL LEAGUE**



# ARENA FOOTBALL LEAGUE

## MISSION STATEMENT

"To serve our community with pride and passion as a quality example of individual and team excellence on the field, in the office, at the arena and within the community by consistently exceeding our customers' expectations by demonstrating the highest character, appreciation and respect for our game, customers, teammates and partners as a cost-effective and visionary organization providing a total entertainment experience."

## JERRY B. KURZ

### AFL COMMISSIONER



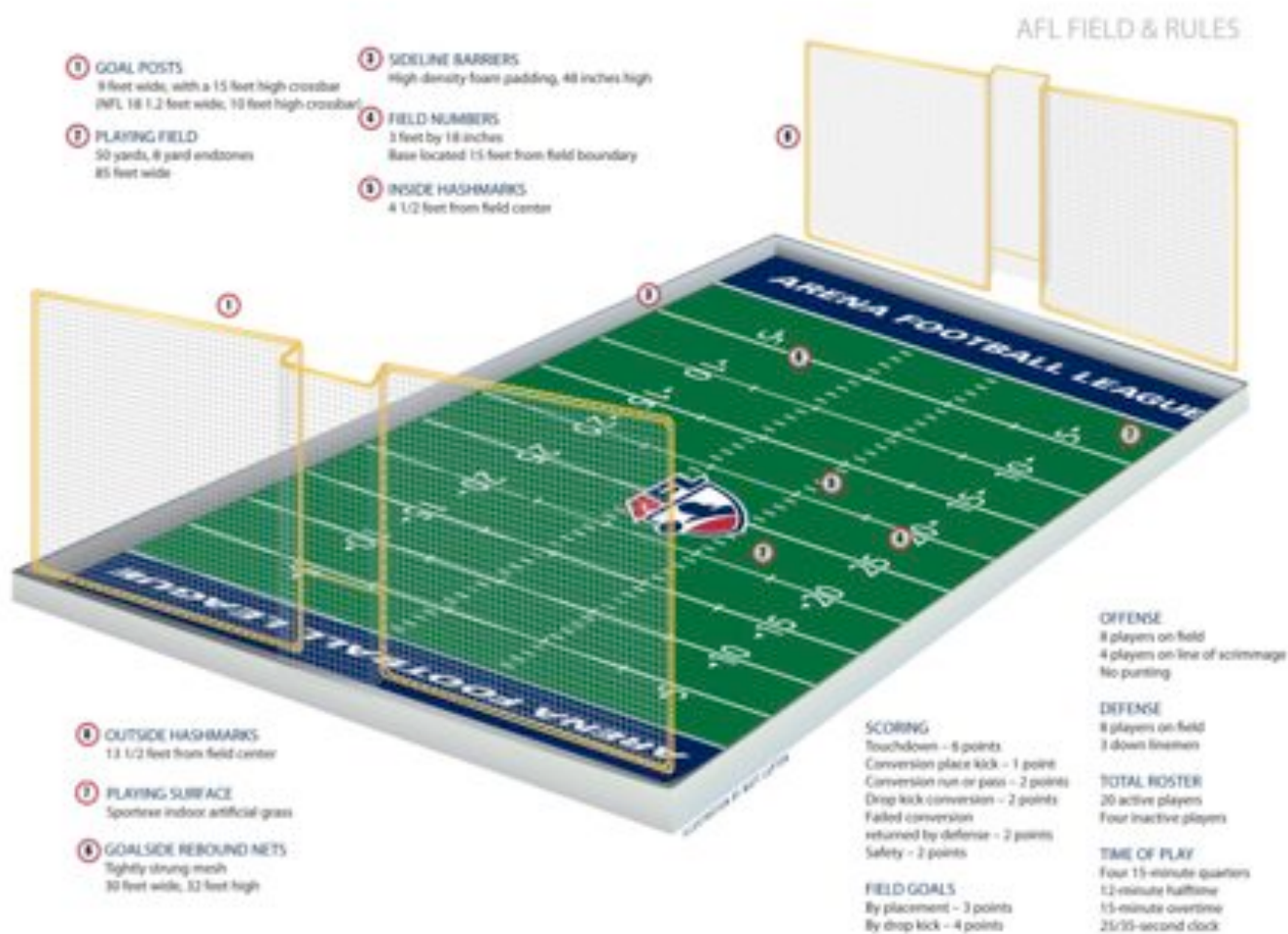
Jerry B. Kurz returns for his 27th season of Arena Football and fourth season as the AFL's Commissioner. Out-tenured only by the creator of Arena Football, Jim Foster, Kurz has dedicated his life to furthering the sport with a strong business ethic and core values meant to bring the highest quality product to the ever-growing fan base of Arena Football fans.

In his time as the president of the af2, the League saw extensive growth in small-to-midsized markets, building an extremely dedicated fan base across the country. That foundation helped to fuel the return of the Arena Football League in 2010 after a year on hiatus due to financial instability. Kurz and a group of enthusiastic investors arranged the acquisition of the AFL's assets in bankruptcy court in late 2009 and revived the League in early 2010, fulfilling the promise that Arena Football would be played in 2010.

Kurz has also served as the AFL's Vice President of International Development, where he was in charge of the League's international exposure. During his tenure, he was responsible for administering the H3 Visa program, allowing international players to play for AFL teams stateside. He also arranged and executed all internationally played games for the Arena Football League.

Arena Football isn't Kurz's only claim to fame. He is also a founding member of Gridiron Enterprises, Inc., a sports consulting firm based out of Chicago. Gridiron Enterprises, consisting of Kurz, Foster and attorney William Niro, is the original founder of the AFL. Kurz has been a player, coach, general manager and owner during his lifelong involvement with the game of football. He is also a member of four football Halls of Fame, including membership in the first class of the Arena Football Hall of Fame as well as membership in the arenafootball2 Hall of Fame.

### RULES OF THE GAME



### FIELD

- An indoor padded surface 85 feet wide and 50 yards long with eight-yard end zones.
- Goal posts are nine (9) feet wide with a crossbar height of 15 feet (NFL goal posts are 18-1/2 feet wide with the crossbar at 10 feet).
- The goal-side rebound nets are 30 feet wide by 32 feet high. The bottoms of the nets are eight (8) feet above the ground.
- Sideline barriers are 48 inches high and made of high-density foam rubber.

### EQUIPMENT

- The official football is the same size and weight as the National Football League ball. Each ball is manufactured by Spalding, a division of Russell Corporation.

### PLAYERS AND FORMATIONS

- Eight players on the field; 21-man active roster; three-man inactive roster.
- Players may play both offense and defense.
- Substitution: Coaches are permitted to substitute players at will.
- Four (4) offensive players must line up on the line of scrimmage.
- Three (3) defensive players must be down linemen (in a three- or four-point stance). One linebacker may blitz on either side of the center. Alignment is two-or-more yards off the line of scrimmage. No stunting or twisting.
- Offensive motion: One receiver may go in forward motion before the snap.

### TIMING

- Four (4) 15-minute quarters with a 15-minute halftime.
- The clock stops for out-of-bounds plays or incomplete passes only in the last minute of each half and when the referee deems it necessary for penalties, injuries or timeouts.
- Each team is allowed three (3) timeouts per half.

### GLOSSARY OF TERMS

#### BALL IN THE STANDS –

When a ball is thrown or bounces into the seats surrounding the playing field, the “lucky” fan that catches the ball keeps it.

#### DROP KICK –

A drop-kicked FG is worth 4 points. A drop-kicked extra point is worth 2 points. Spokane Shock kicker Taylor Rowan was the last man to connect on a two-point dropkick (7/22/2011 vs. Jacksonville).

#### IRONMAN –

Signifies participants playing both offense and defense.

#### FANS –

More than 26 million fans have experienced an AFL game in the League’s 24-year history. Last year, in 2011, the AFL drew 1,338,544 fans in the regular season.

#### “MAC” AND “JACK” LINEBACKERS –

“Mac” may rush the QB straight on without stunting, twisting or drop-back coverage. “Jack” must stay within an imaginary box behind the line of scrimmage. Either LB may cover the fullback or tight end.

#### OFFENSIVE MOTION –

Unlike stadium-played football, one offensive back may go into forward motion prior to the snap of the ball.

#### OVERTIME –

Arena Football has a unique overtime rule: If a contest is tied after regulation, teams will play a 15-minute overtime. Each team will have one opportunity to score. If, after each team has had one chance to score, the game is tied, the first team to score is crowned the winner.

#### REBOUND NETS –

Goal-side rebound nets extend outward from each upright. The nets are 30-feet wide, 32-feet high and extend to 40 feet above the playing surface. The bottom bars of the frames are positioned eight (8) feet above the surface. The “scoring area” is nine-feet wide and 15-feet high. Nets are stretched taut so that a missed kick attempt will rebound off the net and back into the field of play. Once the ball caroms off the net, it’s live.

#### SIDELINE BARRIERS –

Similar to the sideboards that surround a hockey rink, the sideline barrier encircles the playing surface. The barrier is made of a high-density foam pad, measuring four (4) inches thick.

#### STUNTING OR TWISTING –

When a defensive lineman is rushing the passer, there’s no “stunting” or “twisting.” In other words, linemen are required to power past offensive linemen.

#### TIGHT END –

One offensive lineman must declare himself a tight end prior to the snap by simply raising his arm and “declaring” himself a tight end. The Mac (rush-eligible) linebacker must line-up on the opposite side of the center from the tight end.

#### TWO-WAY PLAYERS –

One of the most “throwback” features of the Arena Football League is the fact that the game features eight-on-eight football, where at times, some players will play both

# ARENA FOOTBALL LEAGUE

## AFL OPPONENT DIRECTORY



### CHICAGO RUSH

#### QUICK FACTS

**Location:** Des Plaines, Illinois  
**Founded:** 2001  
**Arena:** Allstate Arena  
**Conference:** National  
**Division:** Central  
**Colors:** Blue, White, and Silver  
**Owner(s):** David Staral Jr.  
**Head Coach:** Bob McMillen  
**Dance Team:** Adrenaline Rush

#### TEAM HISTORY

**Championship Titles:** 2006  
**Division Titles:** 2002, 2004, 2007, 2008, 2011  
**2012 Overall Record:** 10-8  
**2012 Conference Record:** 5-6  
**Last Meeting:** Have not played

#### MEDIA INFO

**Media Contact:** Mike McLaughlin  
**Phone Number:** 855-987-4946  
**Fax:** 847-882-9413  
**Email:** MMCLAughlin@arenarush.com  
**Website:** www.arenarush.com  
**Twitter:** @ArenaRush

#### 2013 SCHEDULE

3/23	vs Iowa
3/31	vs Spokane
4/5	at San Antonio
4/14	<b>vs Pittsburgh</b>
4/20	at Utah
4/26	at Iowa
5/4	vs Philadelphia
5/11	at Cleveland
5/19	vs Arizona
5/25	at New Orleans
6/1	at Orlando
6/8	vs Utah
6/15	vs San Antonio
6/22	at Tampa Bay
7/6	at Philadelphia
7/13	vs Cleveland
7/20	at Arizona
7/27	vs San Jose



### CLEVELAND GLADIATORS

#### QUICK FACTS

**Location:** Cleveland, Ohio  
**Founded:** 1997  
**Arena:** Quicken Loans Arena  
**Conference:** American  
**Division:** East  
**Colors:** Red, Black, and Grey  
**Owner(s):** Dan Gilbert  
**Head Coach:** Steve Thonn  
**Dance Team:** Goddesses

#### TEAM HISTORY

**Championship Titles:**  
**Division Titles:** 2002, 2011  
**2012 Overall Record:** 8-10  
**2012 Conference Record:** 6-8  
**Last Meetings:** L 43-58 (4/28/12)  
W 2-0 (6/8/12)

#### MEDIA INFO

**Media Contact:** Sarah Jamieson  
**Phone Number:** 216-420-2672  
**Fax:** 216-420-2298  
**Email:** SJamieson@clevelandgladiators.com  
**Website:** www.clevelandgladiators.com  
**Twitter:** @CLEGladiators

#### 2013 SCHEDULE

3/24	vs Spokane
3/30	at Tampa Bay
4/6	vs Jacksonville
4/20	at Philadelphia
4/27	vs Utah
5/4	at San Jose
5/11	at Chicago
5/18	vs San Antonio
5/25	<b>at Pittsburgh</b>
6/1	at New Orleans
6/7	vs Iowa
6/15	at Orlando
6/22	at Jacksonville
7/6	<b>vs Pittsburgh</b>
7/13	at Chicago
7/20	vs Orlando
7/27	at Utah



### JACKSONVILLE SHARKS

#### QUICK FACTS

**Location:** Jacksonville, FL  
**Founded:** 2010  
**Arena:** Veterans Memorial Arena  
**Conference:** American  
**Division:** South  
**Colors:** Blood Red, Midnight Black  
**Owners:** Jacksonville Sports Group  
**Head Coach:** Les Moss  
**Dance Team:** Attack Dance Team

#### TEAM HISTORY

**Championship Titles:** 2011  
**Division Titles:** 2010, 2011, 2012  
**2012 Overall Record:** 10-8  
**2012 Conference Record:** 8-6  
**Last Meeting:** L 39-64 (7/20/12)

#### MEDIA INFO

**Media Contact:** Zander Kean  
**Phone Number:** 904-900-2060  
**Fax:** 866-661-2116  
**Email:** Zander@jaxsharks.com  
**Website:** www.jaxsharks.com  
**Twitter:** @jaxsharks

#### 2013 SCHEDULE

3/23	at Tampa Bay
3/29	<b>at Pittsburgh</b>
4/6	at Cleveland
4/12	vs New Orleans
4/19	vs Iowa
4/27	at Philadelphia
5/4	vs Arizona
5/11	at San Antonio
5/18	vs San Jose
5/25	at Orlando
6/1	<b>vs Pittsburgh</b>
6/8	at Spokane
6/15	at Utah
6/22	vs Cleveland
6/29	vs Orlando
7/13	vs Spokane
7/20	at New Orleans
7/27	vs Tampa Bay



# ARENA FOOTBALL LEAGUE

## AFL OPPONENT DIRECTORY



### NEW ORLEANS VOODOO

#### QUICK FACTS

**Location:** New Orleans, Louisiana  
**Founded:** 2002  
**Arena:** New Orleans Arena  
**Conference:** American  
**Division:** South  
**Colors:** Purple, Black, and Red  
**Owner(s):** Dan Newman  
**Head Coach:** Pat O'Hara  
**Mascot:** Bones and Mojo

#### TEAM HISTORY

**Championship Titles:**  
**Division Titles:** 2004  
**2012 Overall Record:** 8-10  
**2012 Conference Record:** 7-5  
**Last Meeting:** L 48-51 (4/20/12)

#### MEDIA INFO

**Media Contact:** Hayley Asaro  
**Phone Number:** 504-875-3900  
**Fax:** 318-746-8768  
**Email:** Hayley@voodoo.com  
**Website:** www.aflvoodoo.com  
**Twitter:** @aflvoodoo

#### 2013 SCHEDULE

3/24	vs Orlando
3/30	vs Iowa
4/12	at Jacksonville
4/19	<b>vs Pittsburgh</b>
4/27	vs San Jose
5/4	at Tampa Bay
5/11	at Iowa
5/17	at Spokane
5/25	vs Chicago
6/1	vs Cleveland
6/8	at Philadelphia
6/15	vs Tampa Bay
6/22	vs San Antonio
7/6	at Utah
7/13	at Arizona
7/20	vs Jacksonville
7/27	at Orlando

### ORLANDO PREDATORS

#### QUICK FACTS

**Location:** Orlando, Florida  
**Founded:** 1991  
**Arena:** Amway Center  
**Conference:** South  
**Division:** South  
**Colors:** Black and Red  
**Owner(s):** Brett Bouchy  
**Head Coach:** Doug Plank  
**Dance Team:** Prowlers

#### TEAM HISTORY

**Championship Titles:** 1998, 2000  
**Division Titles:** 1992, 1993, 1994, 1997, 2000, 2002, 2006  
**2012 Overall Record:** 10-8  
**2012 Conference Record:** 5-6  
**Last Meetings:** W 40-26 (3/9/12)  
W 57-54 OT (4/14/12)

#### MEDIA INFO

**Media Contact:** Johanna Kimberley  
**Phone Number:** 407-704 6815  
**Fax:** 407-839-4877  
**Email:** JKimberley@orlandopredators.com  
**Website:** www.orlandopredators.com  
**Twitter:** @ORLPredators

#### 2013 SCHEDULE

3/24	at New Orleans
3/29	at San Jose
4/6	vs Philadelphia
4/19	vs Tampa Bay
4/28	at Arizona
5/4	<b>at Pittsburgh</b>
5/11	at Spokane
5/18	at Philadelphia
5/25	vs Jacksonville
6/1	vs Chicago
6/8	at Tampa Bay
6/15	vs Cleveland
6/22	<b>vs Pittsburgh</b>
6/29	at Jacksonville
7/6	vs Arizona
7/13	vs Iowa
7/20	at Cleveland
7/27	vs New Orleans

### PHILADELPHIA SOUL

#### QUICK FACTS

**Location:** Philadelphia, Pennsylvania  
**Founded:** 2004  
**Arena:** Wells Fargo Center  
**Conference:** American  
**Division:** East  
**Colors:** Soul Blue and Grey  
**Owners:** Craig Spencer, Ron Jeworski, Pete Ciarrocci, Cosmo DeNicola, Martin Judge  
**Head Coach:** Clint Dolezel  
**Dance Team:** The Soulmates

#### TEAM HISTORY

**Championship Titles:** 2008  
**Division Titles:** 2008, 2012  
**2012 Overall Record:** 15-3  
**2012 Conference Record:** 12-2  
**Last Meetings:** L 59-84 (3/23/12)  
L 34-69 (6/24/12)

#### MEDIA INFO

**Media Contact:** Tom Goodhines  
**Phone Number:** 215-636-0700  
**Fax:**  
**Email:** TGoodhines@philadelphiasoul.com  
**Website:** www.philadelphiasoul.com  
**Twitter:** @soulfootball

#### 2013 SCHEDULE

3/23	at Arizona
4/6	at Orlando
4/13	at Iowa
4/20	vs Cleveland
4/27	vs Jacksonville
5/4	at Chicago
5/11	<b>vs Pittsburgh</b>
5/18	vs Orlando
5/25	at Tampa Bay
6/1	vs Arizona
6/8	vs New Orleans
6/15	<b>at Pittsburgh</b>
6/22	vs Iowa
6/29	at Cleveland
7/6	vs Chicago
7/12	vs Utah
7/20	at San Jose
7/27	at San Antonio

# ARENA FOOTBALL LEAGUE

## AFL OPPONENT DIRECTORY



### SAN ANTONIO TALONS

#### QUICK FACTS

**Location:** San Antonio, Texas  
**Founded:** 2000  
**Arena:** Alamodome  
**Conference:** National  
**Division:** Central  
**Colors:** Black, Blue, and White  
**Owner(s):** David Lynd  
**Head Coach:** Lee Johnson  
**Dance Team:** Sky Dancers

#### TEAM HISTORY

**Championship Titles:**  
**Division Titles:** 2020, 2012  
**2012 Overall Record:** 14-4  
**2012 Conference Record:** 9-4  
**Last Meeting:** L 52-68 (5/12/12)

#### MEDIA INFO

**Media Contact:** Tacee Walters  
**Phone Number:** 210-227-8326  
**Fax:** 210-704-6422  
**Email:** TWalters@sanantoniotalons.com  
**Website:** www.sanantoniotalons.com

#### 2013 SCHEDULE

3/23	vs San Jose
4/5	vs Chicago
4/12	at Tampa Bay
4/20	at Arizona
4/28	at Pittsburgh
5/3	vs Iowa
5/11	vs Jacksonville
5/18	at Cleveland
5/24	vs Spokane
6/3	vs Utah
6/8	vs Arizona
6/14	at Chicago
6/22	at New Orleans
6/29	at Iowa
7/6	at San Jose
7/13	vs Tampa Bay
7/19	at Spokane
7/27	vs Philadelphia



### SAN JOSE SABERCATS

#### QUICK FACTS

**Location:** San Jose, California  
**Founded:** 1995  
**Arena:** HP Pavillion at San Jose  
**Conference:** National  
**Division:** West  
**Colors:** SaberGold, Green, Coral, Platinum, and Black  
**Owner(s):** Darren Arbet  
**Head Coach:** Darren Arbet  
**Dance Team:** SaberKittens

#### TEAM HISTORY

**Championship Titles:** 2002, 2004, 2007  
**Division Titles:** 1995, 2000, 2001, 2002, 2003, 2006, 2007, 2018  
**2012 Overall Record:** 12-6  
**2012 Conference Record:** 10-4  
**Last Meeting:** W 54-28 (5/14/11)

#### MEDIA INFO

**Media Contact:** Jordan Stepp  
**Phone Number:** 408-673-3400  
**Fax:** 408-673-3401  
**Email:** jstepp@thesanjosersabercats.com  
**Website:** www.thesanantoniosabercats.com  
**Twitter:** @SJSaberCats

#### 2013 SCHEDULE

3/23	at San Antonio
3/29	vs Orlando
4/6	at Arizona
4/19	vs Spokane
4/27	at New Orleans
5/4	vs Cleveland
5/11	vs Tampa Bay
5/18	at Jacksonville
5/25	vs Utah
6/1	at Spokane
6/8	vs Pittsburgh
6/15	at Iowa
6/22	vs Arizona
6/29	at Utah
7/6	vs San Antonio
7/13	at Pittsburgh
7/20	vs Philadelphia
7/27	at Chicago



### SPOKANE SHOCK

#### QUICK FACTS

**Location:** Spokane, Washington  
**Founded:** 2006  
**Arena:** Spokane Veterans Memorial  
**Conference:** National  
**Division:** West  
**Colors:** Blue, Orange, Gold, and White  
**Owner(s):** Brady Nelson  
**Head Coach:** Andy Olson  
**Dance Team:** Rockstar Dance Team

#### TEAM HISTORY

**Championship Titles:** 2010  
**Division Titles:** 2010  
**2012 Overall Record:** 10-8  
**2012 Conference Record:** 8-7  
**Last Meeting:** W 51-41 (5/7/11)

#### MEDIA INFO

**Media Contact:** Ryan Eucker  
**Phone Number:** 509-242-7462  
**Fax:** 509-267-7902  
**Email:** REucker@spokaneshock.com  
**Website:** www.spokaneshock.com  
**Twitter:** @SpokaneShock

#### 2013 SCHEDULE

3/24	at Cleveland
3/31	at Chicago
4/5	at Iowa
4/12	vs Arizona
4/19	at San Jose
4/27	vs Tampa Bay
5/4	at Utah
5/11	vs Orlando
5/17	vs New Orleans
5/24	at San Antonio
6/1	vs San Jose
6/8	vs Jacksonville
6/15	at Arizona
6/21	vs Utah
7/6	at Tampa Bay
7/13	at Jacksonville
7/19	vs San Antonio
7/26	vs Pittsburgh

# ARENA FOOTBALL LEAGUE

## AFL OPPONENT DIRECTORY



### TAMPA BAY STORM

#### QUICK FACTS

**Location:** Tampa, Florida  
**Founded:** 1987  
**Arena:** Tampa Bay Times Forum  
**Conference:** American  
**Division:** South  
**Colors:** Blue, Gold, and White  
**Owner(s):** Tampa Bay Sports and Entertainment  
**Head Coach:** Dave Ewart  
**Dance Team:** Storm Dancers

#### TEAM HISTORY

**Championship Titles:** 1991, 1993, 1995, 1996, 2003  
**Division Titles:** 1991, 1993, 1995, 1996,, 2003  
**2012 Overall Record:** 8-10  
**2012 Conference Record:** 7-7  
**Last Meeting:** L 61-65 (7/7/12)

#### MEDIA INFO

**Media Contact:** Ben Shotten  
**Phone Number:** 813-307-5906  
**Fax:** 813-307-5902  
**Email:** Ben@tampabaystorm.com  
**Website:** www.tampabaystorm.com  
**Twitter:** @TampaBayStorm

#### 2013 SCHEDULE

3/23	vs Jacksonville
3/30	vs Cleveland
4/6	at Utah
4/12	vs San Antonio
4/19	at Orlando
4/27	at Spokane
5/4	vs New Orleans
5/11	at San Jose
5/18	at Pittsburgh
5/25	vs Philadelphia
6/1	at Iowa
6/8	vs Orlando
6/15	at New Orleans
6/22	vs Chicago
7/6	vs Spokane
7/13	at San Antonio
7/20	vs Pittsburgh
7/27	at Jacksonville

### UTAH BLAZE

#### QUICK FACTS

**Location:** Salt Lake City, Utah  
**Founded:** 2006  
**Arena:** EnergySolutions Arena  
**Conference:** National  
**Division:** West  
**Colors:** Black, Orange, and White  
**Owner(s):** Kim Brown, Logan Hunter, and Abundant Brands  
**Head Coach:** Ron James  
**Dance Team:** Blaze Dancers

#### TEAM HISTORY

**Championship Titles:**  
**Division Titles:**  
**2012 Overall Record:** 12-6  
**2012 Conference Record:** 8-4  
**Last Meeting:** L 40-81 (6/11/11)

#### MEDIA INFO

**Media Contact:** Mike Dijulio  
**Phone Number:** 888-992-5293  
**Fax:** 801-405-8090  
**Email:** MIKED@utblaze.com  
**Website:** www.utblaze.com  
**Twitter:** @utblaze

#### 2013 SCHEDULE

3/23	at Pittsburgh
3/29	vs Arizona
4/6	vs Tampa Bay
4/20	vs Chicago
4/27	at Cleveland
5/4	vs Spokane
5/11	at Arizona
5/18	vs Iowa
5/25	at San Jose
6/3	at San Antonio
6/7	at Chicago
6/15	vs Jacksonville
6/21	at Spokane
6/29	vs San Jose
7/6	vs New Orleans
7/12	at Philadelphia
7/20	at Iowa
7/27	vs Cleveland

# ARENA FOOTBALL LEAGUE

## 2013 AFL SCHEDULE

### AFL 2013 WEEK-BY-WEEK SCHEDULE

All times Eastern. All games subject to change.

**Week 1**  
**Saturday, March 23, 2013**  
Utah \_\_\_\_\_ @ Pittsburgh \_\_\_\_\_, 6:00 pm  
Jacksonville \_\_\_\_\_ @ Tampa Bay \_\_\_\_\_, 7:30 pm  
Iowa \_\_\_\_\_ @ Chicago \_\_\_\_\_, 8:00 pm  
Philadelphia \_\_\_\_\_ @ Arizona \_\_\_\_\_, 8:00 pm  
San Jose \_\_\_\_\_ @ San Antonio \_\_\_\_\_, 8:30 pm  
**Sunday, March 24, 2013**  
Spokane \_\_\_\_\_ @ Cleveland \_\_\_\_\_, 1:00 pm  
Orlando \_\_\_\_\_ @ New Orleans \_\_\_\_\_, 4:00 pm

**Week 2**  
**Friday, March 29, 2013**  
Jacksonville \_\_\_\_\_ @ Pittsburgh \_\_\_\_\_, 7:00 pm  
Arizona \_\_\_\_\_ @ Utah \_\_\_\_\_, 9:30 pm  
Orlando \_\_\_\_\_ @ San Jose \_\_\_\_\_, 10:30 pm  
**Saturday, March 30, 2013**  
Iowa \_\_\_\_\_ @ New Orleans \_\_\_\_\_, 7:00 pm  
Cleveland \_\_\_\_\_ @ Tampa Bay \_\_\_\_\_, 7:30 pm  
**Sunday, March 31, 2013**  
Spokane \_\_\_\_\_ @ Chicago \_\_\_\_\_, 4:00 pm

**Week 3**  
**Friday, April 5, 2013**  
Spokane \_\_\_\_\_ @ Iowa \_\_\_\_\_, 8:05 pm  
Chicago \_\_\_\_\_ @ San Antonio \_\_\_\_\_, 8:30 pm  
**Saturday, April 6, 2013**  
Jacksonville \_\_\_\_\_ @ Cleveland \_\_\_\_\_, 7:00 pm  
Philadelphia \_\_\_\_\_ @ Orlando \_\_\_\_\_, 7:30 pm  
San Jose \_\_\_\_\_ @ Arizona \_\_\_\_\_, 8:30 pm  
Tampa Bay \_\_\_\_\_ @ Utah \_\_\_\_\_, 10:00 pm

**Week 4**  
**Friday, April 12, 2013**  
New Orleans \_\_\_\_\_ @ Jacksonville \_\_\_\_\_, 8:00 pm  
San Antonio \_\_\_\_\_ @ Tampa Bay \_\_\_\_\_, 8:00 pm  
Arizona \_\_\_\_\_ @ Spokane \_\_\_\_\_, 10:00 pm  
**Saturday, April 13, 2013**  
Philadelphia \_\_\_\_\_ @ Iowa \_\_\_\_\_, 7:00 pm  
**Sunday, April 14, 2013**  
Pittsburgh \_\_\_\_\_ @ Chicago \_\_\_\_\_, 4:00 pm

**Week 5**  
**Friday, April 19, 2013**  
Tampa Bay \_\_\_\_\_ @ Orlando \_\_\_\_\_, 7:30 pm  
Iowa \_\_\_\_\_ @ Jacksonville \_\_\_\_\_, 8:00 pm  
Pittsburgh \_\_\_\_\_ @ New Orleans \_\_\_\_\_, 8:30 pm  
Spokane \_\_\_\_\_ @ San Jose \_\_\_\_\_, 10:30 pm  
**Saturday, April 20, 2013**  
Cleveland \_\_\_\_\_ @ Philadelphia \_\_\_\_\_, 7:05 pm  
San Antonio \_\_\_\_\_ @ Arizona \_\_\_\_\_, 9:00 pm  
Chicago \_\_\_\_\_ @ Utah \_\_\_\_\_, 10:00 pm

**Week 6**  
**Friday, April 26, 2013**  
Chicago \_\_\_\_\_ @ Iowa \_\_\_\_\_, 8:05 pm  
**Saturday, April 27, 2013**  
Utah \_\_\_\_\_ @ Cleveland \_\_\_\_\_, 7:00 pm  
Jacksonville \_\_\_\_\_ @ Philadelphia \_\_\_\_\_, 7:05 pm  
San Jose \_\_\_\_\_ @ New Orleans \_\_\_\_\_, 8:00 pm  
Tampa Bay \_\_\_\_\_ @ Spokane \_\_\_\_\_, 10:00 pm  
**Sunday, April 28, 2013**  
San Antonio \_\_\_\_\_ @ Pittsburgh \_\_\_\_\_, 2:00 pm  
Orlando \_\_\_\_\_ @ Arizona \_\_\_\_\_, 6:00 pm

**Week 7**  
**Friday, May 3, 2013**  
Iowa \_\_\_\_\_ @ San Antonio \_\_\_\_\_, 8:30 pm  
**Saturday, May 4, 2013**  
Arizona \_\_\_\_\_ @ Jacksonville \_\_\_\_\_, 7:00 pm  
Orlando \_\_\_\_\_ @ Pittsburgh \_\_\_\_\_, 7:00 pm  
New Orleans \_\_\_\_\_ @ Tampa Bay \_\_\_\_\_, 7:30 pm  
Philadelphia \_\_\_\_\_ @ Chicago \_\_\_\_\_, 9:00 pm  
Spokane \_\_\_\_\_ @ Utah \_\_\_\_\_, 9:00 pm  
Cleveland \_\_\_\_\_ @ San Jose \_\_\_\_\_, 10:30 pm

**Week 8**  
**Saturday, May 11, 2013**  
Chicago \_\_\_\_\_ @ Cleveland \_\_\_\_\_, 7:00 pm  
Pittsburgh \_\_\_\_\_ @ Philadelphia \_\_\_\_\_, 7:05 pm  
New Orleans \_\_\_\_\_ @ Iowa \_\_\_\_\_, 8:05 pm  
Utah \_\_\_\_\_ @ Arizona \_\_\_\_\_, 9:00 pm  
Jacksonville \_\_\_\_\_ @ San Antonio \_\_\_\_\_, 9:30 pm  
Orlando \_\_\_\_\_ @ Spokane \_\_\_\_\_, 10:00 pm  
Tampa Bay \_\_\_\_\_ @ San Jose \_\_\_\_\_, 10:30 pm

**Week 9**  
**Friday, May 17, 2013**  
New Orleans \_\_\_\_\_ @ Spokane \_\_\_\_\_, 10:00 pm  
**Saturday, May 18, 2013**  
San Antonio \_\_\_\_\_ @ Cleveland \_\_\_\_\_, 7:00 pm  
San Jose \_\_\_\_\_ @ Jacksonville \_\_\_\_\_, 7:00 pm  
Tampa Bay \_\_\_\_\_ @ Pittsburgh \_\_\_\_\_, 7:00 pm  
Orlando \_\_\_\_\_ @ Philadelphia \_\_\_\_\_, 7:00 pm  
Iowa \_\_\_\_\_ @ Utah \_\_\_\_\_, 9:00 pm  
**Sunday, May 19, 2013**  
Arizona \_\_\_\_\_ @ Chicago \_\_\_\_\_, 4:00 pm

**Week 10**  
**Friday, May 24, 2013**  
Spokane \_\_\_\_\_ @ San Antonio \_\_\_\_\_, 8:30 pm  
**Saturday, May 25, 2013**  
Cleveland \_\_\_\_\_ @ Pittsburgh \_\_\_\_\_, 7:00 pm  
Jacksonville \_\_\_\_\_ @ Orlando \_\_\_\_\_, 7:30 pm  
Philadelphia \_\_\_\_\_ @ Tampa Bay \_\_\_\_\_, 7:30 pm  
Iowa \_\_\_\_\_ @ Arizona \_\_\_\_\_, 9:00 pm  
Chicago \_\_\_\_\_ @ New Orleans \_\_\_\_\_, 9:00 pm  
Utah \_\_\_\_\_ @ San Jose \_\_\_\_\_, 10:30 pm

**Week 11**  
**Saturday, June 1, 2013**  
Pittsburgh \_\_\_\_\_ @ Jacksonville \_\_\_\_\_, 7:00 pm  
Arizona \_\_\_\_\_ @ Philadelphia \_\_\_\_\_, 7:05 pm  
Chicago \_\_\_\_\_ @ Orlando \_\_\_\_\_, 7:30 pm  
Cleveland \_\_\_\_\_ @ New Orleans \_\_\_\_\_, 8:00 pm  
Tampa Bay \_\_\_\_\_ @ Iowa \_\_\_\_\_, 8:05 pm  
San Jose \_\_\_\_\_ @ Spokane \_\_\_\_\_, 10:00 pm  
**Monday, June 3, 2013**  
Utah \_\_\_\_\_ @ San Antonio \_\_\_\_\_, 8:30 pm

**Week 12**  
**Friday, June 7, 2013**  
Iowa \_\_\_\_\_ @ Cleveland \_\_\_\_\_, 7:30 pm  
Utah \_\_\_\_\_ @ Chicago \_\_\_\_\_, 8:30 pm  
**Saturday, June 8, 2013**  
New Orleans \_\_\_\_\_ @ Philadelphia \_\_\_\_\_, 7:05 pm  
Orlando \_\_\_\_\_ @ Tampa Bay \_\_\_\_\_, 7:30 pm  
Arizona \_\_\_\_\_ @ San Antonio \_\_\_\_\_, 8:30 pm  
Jacksonville \_\_\_\_\_ @ Spokane \_\_\_\_\_, 10:00 pm  
Pittsburgh \_\_\_\_\_ @ San Jose \_\_\_\_\_, 10:30 pm

**Week 13**  
**Friday, June 14, 2013**  
San Antonio \_\_\_\_\_ @ Chicago \_\_\_\_\_, 8:30 pm  
**Saturday, June 15, 2013**  
Philadelphia \_\_\_\_\_ @ Pittsburgh \_\_\_\_\_, 7:00 pm  
Cleveland \_\_\_\_\_ @ Orlando \_\_\_\_\_, 7:30 pm  
Tampa Bay \_\_\_\_\_ @ New Orleans \_\_\_\_\_, 8:00 pm  
San Jose \_\_\_\_\_ @ Iowa \_\_\_\_\_, 8:05 pm  
Spokane \_\_\_\_\_ @ Arizona \_\_\_\_\_, 9:00 pm  
Jacksonville \_\_\_\_\_ @ Utah \_\_\_\_\_, 9:00 pm

**Week 14**  
**Friday, June 21, 2013**  
Utah \_\_\_\_\_ @ Spokane \_\_\_\_\_, 10:00 pm  
**Saturday, June 22, 2013**  
Cleveland \_\_\_\_\_ @ Jacksonville \_\_\_\_\_, 7:00 pm  
Iowa \_\_\_\_\_ @ Philadelphia \_\_\_\_\_, 7:05 pm  
Pittsburgh \_\_\_\_\_ @ Orlando \_\_\_\_\_, 7:30 pm  
Chicago \_\_\_\_\_ @ Tampa Bay \_\_\_\_\_, 7:30 pm  
San Antonio \_\_\_\_\_ @ New Orleans \_\_\_\_\_, 8:00 pm  
Arizona \_\_\_\_\_ @ San Jose \_\_\_\_\_, 10:30 pm

**Week 15**  
**Saturday, June 29, 2013**  
Philadelphia \_\_\_\_\_ @ Cleveland \_\_\_\_\_, 7:00 pm  
New Orleans \_\_\_\_\_ @ Pittsburgh \_\_\_\_\_, 7:00 pm  
Orlando \_\_\_\_\_ @ Jacksonville \_\_\_\_\_, 7:00 pm  
San Antonio \_\_\_\_\_ @ Iowa \_\_\_\_\_, 8:05 pm  
San Jose \_\_\_\_\_ @ Utah \_\_\_\_\_, 9:00 pm

**Week 16**  
**Saturday, July 6, 2013**  
Pittsburgh \_\_\_\_\_ @ Cleveland \_\_\_\_\_, 7:00 pm  
Chicago \_\_\_\_\_ @ Philadelphia \_\_\_\_\_, 7:05 pm  
Spokane \_\_\_\_\_ @ Tampa Bay \_\_\_\_\_, 7:30 pm  
Arizona \_\_\_\_\_ @ Orlando \_\_\_\_\_, 7:30 pm  
New Orleans \_\_\_\_\_ @ Utah \_\_\_\_\_, 9:00 pm  
San Antonio \_\_\_\_\_ @ San Jose \_\_\_\_\_, 10:30 pm

**Week 17**  
**Friday, July 12, 2013**  
Utah \_\_\_\_\_ @ Philadelphia \_\_\_\_\_, 7:35 pm  
**Saturday, July 13, 2013**  
Spokane \_\_\_\_\_ @ Jacksonville \_\_\_\_\_, 7:00 pm  
San Jose \_\_\_\_\_ @ Pittsburgh \_\_\_\_\_, 7:00 pm  
Iowa \_\_\_\_\_ @ Orlando \_\_\_\_\_, 7:30 pm  
Cleveland \_\_\_\_\_ @ Chicago \_\_\_\_\_, 8:00 pm  
Tampa Bay \_\_\_\_\_ @ San Antonio \_\_\_\_\_, 8:30 pm  
New Orleans \_\_\_\_\_ @ Arizona \_\_\_\_\_, 9:00 pm

**Week 18**  
**Friday, July 19, 2013**  
San Antonio \_\_\_\_\_ @ Spokane \_\_\_\_\_, 10:00 pm  
**Saturday, July 20, 2013**  
Orlando \_\_\_\_\_ @ Cleveland \_\_\_\_\_, 7:00 pm  
Pittsburgh \_\_\_\_\_ @ Tampa Bay \_\_\_\_\_, 7:30 pm  
Jacksonville \_\_\_\_\_ @ New Orleans \_\_\_\_\_, 8:00 pm  
Utah \_\_\_\_\_ @ Iowa \_\_\_\_\_, 8:05 pm  
Chicago \_\_\_\_\_ @ Arizona \_\_\_\_\_, 9:00 pm  
Philadelphia \_\_\_\_\_ @ San Jose \_\_\_\_\_, 10:30 pm

**Week 19**  
**Friday, July 26, 2013**  
Pittsburgh \_\_\_\_\_ @ Spokane \_\_\_\_\_, 10:00 pm  
**Saturday, July 27, 2013**  
Tampa Bay \_\_\_\_\_ @ Jacksonville \_\_\_\_\_, 7:00 pm  
New Orleans \_\_\_\_\_ @ Orlando \_\_\_\_\_, 7:30 pm  
San Jose \_\_\_\_\_ @ Chicago \_\_\_\_\_, 8:00 pm  
Arizona \_\_\_\_\_ @ Iowa \_\_\_\_\_, 8:05 pm  
Philadelphia \_\_\_\_\_ @ San Antonio \_\_\_\_\_, 9:00 pm  
Cleveland \_\_\_\_\_ @ Utah \_\_\_\_\_, 9:00 pm



# ARENA FOOTBALL LEAGUE

## 2013 AFL TV GUIDE

### CBS Sports Network NET10 Wireless Arena Football Saturday 2013 Broadcast Schedule

WEEK	DATE	VISITING TEAM	HOME TEAM
1	March 23	Philadelphia	Arizona
2	March 30	Iowa	New Orleans
3	April 6	San Jose	Arizona
4	April 13	Philadelphia	Iowa
5	April 20	Chicago	Utah
6	April 27	Tampa Bay	Spokane
7	May 4	Philadelphia	Chicago
8	May 11	Jacksonville	San Antonio
9	May 18	Orlando	Philadelphia
10	May 25	Chicago	New Orleans
11	June 1	San Jose	Spokane
12	June 8	Orlando	Tampa Bay
13	June 15	Jacksonville	Utah
14	June 22	Arizona	San Jose
15	June 29	Orlando	Jacksonville
16	July 6	Arizona	Orlando
17	July 13	San Jose	Pittsburgh
18	July 20	Orlando	Cleveland
19	July 27	Philadelphia	San Antonio



# PITTSBURGH POWER POWER ON SOCIAL MEDIA



**Name:** Pittsburgh Power Football

**URL:** [facebook.com/PittsburghPowerFootball](https://facebook.com/PittsburghPowerFootball)



**Name:** AFLPittsburgh

**Name:** PowerGameday (Live game day feed)

**URL:** [twitter.com/AFLPittsburgh](https://twitter.com/AFLPittsburgh)



**Name:** AFLPittsburgh

**URL:** [instagram.com/aflpittsburgh](https://instagram.com/aflpittsburgh)



**Name:** Pittsburgh Power Arena Football Team

**URL:** [tout.com/aflpittsburgh](https://tout.com/aflpittsburgh)



**Name:** Pittsburgh Power

**URL:** [pinterest.com/aflpittsburgh](https://pinterest.com/aflpittsburgh)

# 2013 PROMOTIONAL SCHEDULE



March 23		<b>Pittsburgh Power vs. Utah Blaze</b> <i>Fleece Blankets to the first 5,000 fans: Presented by Trib Total Media</i>	6:00 p.m.
March 29		<b>Pittsburgh Power vs. Jacksonville Sharks</b> <i>Caps to the first 5,000 fans: Presented by UPMC Sports Medicine</i>	7:00 p.m.
April 28		<b>Pittsburgh Power vs. San Antonio Talons</b> <i>9" Replica Footballs to the first 5,000 fans: Presented by Tower Tire</i>	2:00 p.m.
May 4		<b>Pittsburgh Power vs. Orlando Predators</b> <i>Ear Buds to the first 5,000 fans: Presented by TribLIVE Radio SportsTalk</i>	7:00 p.m.
May 18		<b>Pittsburgh Power vs. Tampa Bay Storm</b> <i>T-Shirts to the first 5,000 fans: Presented by Mr. Rooter</i>	7:00 p.m.
May 25		<b>Pittsburgh Power vs. Cleveland Gladiators</b> <i>Freezer Mugs to the first 5,000 fans: Presented by Esmark</i>	7:00 p.m.
June 15		<b>Pittsburgh Power vs. Philadelphia Soul</b> <i>Power Umbrellas to the first 5,000 fans &amp; PA Lottery Tickets (fans 18 &amp; older): Presented by PA Lottery &amp; thisTV Pittsburgh</i>	7:00 p.m.
June 29		<b>Pittsburgh Power vs. New Orleans VooDoo</b> <i>Cooler Bags to the first 5,000 fans: Presented by Smith's Hot Dogs and 7UP</i>	7:00 p.m.
July 13		<b>Pittsburgh Power vs. San Jose SaberCats</b> <i>Aluminum Water Bottles to the first 5,000 fans: Presented by Trib Total Media</i>	7:00 p.m.

Power Season Tickets and Mini Plans are on sale now at the Pittsburgh Power Office: (412) 697-7846

Individual game tickets start at just \$15

Tickets are available:

- Dick's Sporting Goods Box Office at CONSOL Energy Center
- Ticketmaster Outlets including select Giant Eagle locations
  - [www.ticketmaster.com](http://www.ticketmaster.com)
  - (800) 745-3000

Do you love a cold pop with your football? We do too. And what is better than \$1 7UP fountain drinks for the whole Pittsburgh Power season?

\$1 7UP drinks with \$1 Smith's hot dogs. Frankly perfect!





CONSOL  
ENERGY  
CENTER

