



CLEVELAND GLADIATORS ***2013 POST-SEASON MEDIA GUIDE***



2013 CLEVELAND GLADIATORS POSTSEASON MEDIA GUIDE

2013 AFL STANDINGS



(as of July 28, 2013)

AMERICAN CONFERENCE

South Division

Team	W-L	PF-PA	Pct.	Div.	H	A
Jacksonville	12-6-0	941-883	.667	6-0-0	6-3	6-3
Orlando	7-11-0	965-1032	.389	2-4-0	4-5	3-6
Tampa Bay	7-11-0	959-980	.389	2-4-0	2-7	5-4
New Orleans	5-13-0	833-1069	.278	2-4-0	3-6	2-7

Eastern Division

Team	W-L	PF-PA	Pct.	Div.	H	A
Philadelphia	12-6-0	1052-839	.667	2-2-0	5-4	7-2
Cleveland	4-14-0	847-1047	.222	2-2-0	3-6	1-8
Pittsburgh	4-14-0	726-1014	.222	2-2-0	1-8	3-6

NATIONAL CONFERENCE

Central Division

Team	W-L	PF-PA	Pct.	Div.	H	A
Chicago	10-8-0	973-947	.556	2-2-0	3-5	7-3
San Antonio	10-8-0	782-884	.556	2-2-0	4-5	6-3
Iowa	6-12-0	827-913	.333	2-2-0	2-7	4-5

Western Division

Team	W-L	PF-PA	Pct.	Div.	H	A
Arizona	15-3-0	1203-866	.833	4-2-0	8-1	7-2
Spokane	14-4-0	1198-896	.778	4-2-0	7-2	7-2
San Jose	13-5-0	1033-877	.722	3-3-0	8-2	5-3
Utah	7-11-0	896-988	.389	1-5-0	4-5	3-6

2013 AFL Playoff Picture - Week 1

Thursday, August 1
Spokane vs. Chicago 10:00 p.m. ET

Saturday, August 3
Tampa Bay vs. Jacksonville 7:00 p.m. ET
Orlando vs. Philadelphia 7:00 p.m. ET

Sunday, August 4
San Jose vs. Arizona 7:00 p.m. ET

2013 GLADIATORS SCHEDULE/RESULTS

WK	Date	Opponent	Time/Result
1	March 24	SPOKANE	L, 67-41
2	March 30	at Tampa Bay	L, 69-47
3	April 6	JACKSONVILLE	L, 66-49
4	April 13	BYE WEEK	
5	April 20	at Philadelphia	W(OT), 64-57
6	April 27	UTAH	L, 57-40
7	May 4	at San Jose	L, 56-36
8	May 11	CHICAGO	W, 53-50
9	May 18	SAN ANTONIO	L, 57-33
10	May 25	at Pittsburgh	L, 55-44
11	June 1	at New Orleans	L, 69-40
12	June 7	IOWA	L, 37-33
13	June 15	at Orlando	L, 62-55
14	June 22	at Jacksonville	L, 43-41
15	June 29	PHILADELPHIA	L, 66-57
16	July 6	PITTSBURGH	W, 71-58
17	July 13	at Chicago	L, 68-32
18	July 20	ORLANDO	W, 65-62
19	July 27	at Utah	L, 48-46

ALL TIMES EASTERN

AMERICAN CONFERENCE EAST DIVISION

TEAM	W	L	T	%	PF	PA
Philadelphia	12	6	0	.667	1052	839
CLEVELAND	4	14	0	.222	847	1047
Pittsburgh	4	14	0	.222	726	1014

COMMUNICATIONS CONTACTS

Cleveland Gladiators

Sarah Jamieson Alyssa Dombrowski
Office: 216-420-2672 Cell: 216-386-0277
Cell: 216-780-3314 adombrowski
sjamieson@clevelandgladiators.com clevelandgladiators.com



Home to the NBA Cleveland Cavaliers, the AHL Lake Erie Monsters, the AFL Cleveland Gladiators and host to the best entertainment in the region, The Q welcomes nearly 1.5 million guests to 200+ events each year, including world-class concerts and family shows.

The Q is proud to host signature sporting events such as the Mid-American Conference's (MAC) men's and women's post-season basketball tournaments. In 2011, Quicken Loans Arena was the host site for the second and third rounds of the NCAA Division I Men's Basketball Championships, and has also hosted the 1997 NBA All-Star Game, the 2007 NCAA Women's Final Four and the United States Figure Skating Championships in 2000 and 2009.

QUICKEN LOANS ARENA

200 TOUCHDOWN DRIVE ~ CLEVELAND, OHIO ~ 44115 ~ 216.420.2222

2013 CLEVELAND GLADIATORS POSTSEASON MEDIA GUIDE

SEASON NOTES: Receivers

THE GOOD LIFE

- **WR Dominick Goodman** notched 147 catches for 1,267 yards and 24 touchdowns in 17 games played this season. He also carried the ball six times for 13 net yards and three rushing touchdowns.
- Goodman led Cleveland in receptions this season. His 27 total touchdowns for 152 total points were also the most on the team.
- Goodie also recorded 34 kick returns for 613 yards and one 20-yard field goal return.
- Goodman finished out the regular season ranking fourth in the league in receptions per game, averaging 8.7 catches per matchup.
- He ranked tenth in the AFL in kick return average, with an average of 18.0 yards per return.
- Goodman broke his own single-game franchise mark for receptions by recording 18 against the Iowa Barnstormers in Week 12, resulting in 131 yards and a touchdown.
- He also set another franchise record that same night when he collected 20 yards on a missed field goal return, besting the previous team-high of 15.
- Goodman won a team-high four AFL Weekly Awards this season: **J. Lewis Small Playmaker of the Week** for Weeks 3 and 12 and **Cutters Catch of the Week** for Weeks 7 and 14, when he reeled in an over-the-board touchdown reception for 17 yards and 10 yards, respectively.

IN IT FOR THE LONG HAUL

- **WR Thyron Lewis**, who played his third season with the Gladiators in 2013, led Cleveland's offense in their last matchup with six catches for 111 yards and four touchdowns.
- Lewis appeared in all 18 games for the Gladiators this season and registered 97 catches for 1,430 yards and 26 touchdowns. He ranks just behind fellow **WR Dominick Goodman** for tops on the team in scoring.
- Lewis finished the season averaging 79.4 receiving yards per game, the highest on the team. He also led the team in average yards per catch with 14.7 per reception.
- Lewis tied with **WR Carlese Franklin** for the longest reception this season. Both reeled in a 47-yard catch; Franklin nabbed his June 15 at Orlando and Lewis pulled it in for a big score on July 20 versus Orlando.
- T-Lew also recorded 10 kick returns for 47 yards total on the season.

RUN THIS TOWN

- **WR Carlese Franklin** pulled in nine catches for 123 yards and a touchdown in Cleveland's last game against Utah on July 27. He also returned three kickoffs for 37 yards.
- Franklin, whose first appearance for Cleveland this season came on May 18 versus San Antonio, notched 54 catches for 663 yards and nine touchdowns in 10 games played.
- Franklin also carried the ball eight times for 35 net yards and one rushing touchdown.
- After taking over as Cleveland's go-to kick returner, Franklin returned 46 kicks for 841 yards and one touchdown, the only kick return score for the Gladiators this season. Franklin also returned one missed field goal for ten yards.
- Franklin finished the regular season ranking ninth in the league in kick return average, with an average of 18.3 yards per return.
- Franklin collected 1,549 total yards in his 10 games played for an average of 154.9 per matchup, ranking him sixth in the AFL in average all-purpose yards per game.

BOYS 'ROUND HERE

- **WR Jonathan Wilson** played in nine games before an injury caused him to sit out Weeks 12-19. Wilson notched 37 catches for 421 yards and 10 touchdowns on the season. He also carried the ball twice for 12 yards.
- Wilson also recorded 4.5 total sacks in his nine appearances (two solo, five assisted).
- **WR Cody Percy** made his first appearance for Cleveland versus the Iowa Barnstormers in Week 12. In eight games played this season, he recorded eight catches for 80 yards and three touchdowns. He also notched three kick returns for 29 yards and recovered a fumble for a touchdown.
- Percy also tallied eight solo and one assisted tackle (8.5 total) on the season.

2013 CLEVELAND GLADIATORS POSTSEASON MEDIA GUIDE

SEASON NOTES: Defense

GREAT WALL OF LJ

- **DB LaRoche Jackson** led all Cleveland defenders this season with 75 solo and 20 assisted tackles (85.0 total), including 2.5 tackles for a loss of 4 yards, in his 14 games played this season.
- Jackson also led the Gladiators in fumbles recovered, having notched four on the season. He notched a single-game team-high 11 tackles against the Philadelphia Soul on June 29.
- He also recorded five interceptions for a total of 52 yards, nine pass break-ups and two forced fumbles.
- Jackson finished the season a solid fourth in the league in average tackles per game, with 6.1 per matchup.
- He also ranked fourth in the league in average fumbles recovered per game with 0.3.
- Jackson earned league recognition when he was nominated for **AFL MVP of the Week** for his performance during Week 14. In Cleveland's loss to Jacksonville that week, LJ notched three interceptions for 41 yards, one of which he returned for a 32-yard touchdown.
- In the game, Jackson also notched four solo and six assisted tackles (7.0 total), including 0.5 tackles for a loss of one yard, a forced fumble that he subsequently recovered and one pass break-up.

THE NEW NORMAN

- **DB Mاريو Norman**, who was assigned to Cleveland's roster on May 7 after being reassigned by the Orlando Predators, also proved to be a dominant force on the Gladiators defense this season.
- In Cleveland's last game of the season, Norman tallied three interceptions and six total tackles.
- In just 12 games played, Norman finished the season leading the Gladiators in interceptions, with seven for 70 total yards on the season, including one for a 54-yard pick six.
- Norman recorded 41 solo and 17 assisted tackles (49.5 total), including 1.5 tackles for a loss of two yards. He led all Cleveland defenders in pass break-ups with 11 on the season, and recovered one fumble for nine yards. Norman also notched one catch for eight yards.

CAN'T TOUCH THIS

- **DB Lenny Wicks** finished second on the team in tackles, recording 56 solo and 18 assisted for a total of 65.0 tackles in his 12 games played this season.
- Wicks also tallied nine pass break-ups, two forced fumbles, two interceptions for 20 yards total and one fumble recovered for a two-yard touchdown.
- Wicks finished the season ranking 11th amongst all AFL defenders in average tackles per game with 5.4 per matchup.
- Wicks was awarded the league's **Cutters Catch of the Week** in Week 6 for his over-the-wall interception to end the first half in Cleveland's 57-40 loss to the Utah Blaze. He finished the game with 9.5 tackles.

WE CAN'T STOP

- **DB Joe Phinisee**, who returned for his fourth season in Cleveland after being acquired in a trade with the Chicago Rush on May 15, finished the season with 40 solo and 11 assisted tackles (45.5 total), including one tackle for a loss of one yard, in his 11 appearances this season.
- Phinisee also notched two interceptions for 73 yards, four pass break-ups, two forced fumbles and one fumble recovered.
- Phinisee scored twice this season for the Gladiators: once on a 49-yard interception return and once in the Gladiators last game of the season on a 14-yard kick return.
- **DB Brandon Anderson** closed out the season ranking third on the Gladiators defense in tackles, tallying 47 solo and eight assisted (51.0 total) in his 13 games played this season.
- Anderson also notched two interceptions for 19 yards, nine pass break-ups, one forced fumble and two fumbles recovered for 13 yards.

WORK HARD, PLAY HARD

- **DL Kris Cooke** and **DL Randy Colling** finished the season tied for first on the team in sacks. Cooke had four sacks for 21 yards; Colling had the same amount for 14 yards.
- Cooke notched 13 solo and 14 assisted tackles (20.0 total) in 14 games played for Cleveland this season, including 3.5 tackles for a loss of 21 yards. He also registered one pass break-up and a forced fumble.
- In 16 games played this season, his first in the AFL, Colling tallied 17 solo and 12 assisted tackles (23.0 total), including a team-high five tackles for a loss of 24 yards total.
- He also recorded three forced fumbles and two fumbles recovered.

2013 CLEVELAND GLADIATORS POSTSEASON MEDIA GUIDE

SEASON NOTES: Quarterbacks/Offense

MR. PLAYMAKER

- **QB Brian Zbydniewski** won the starting spot for Cleveland after Gladiators training camp, and started at quarterback Weeks 1-8 and Week 10.
- In his nine games at point for the Gladiators this season, Zbydniewski completed 178 of 310 passes for 2,001 yards and 34 touchdowns. He averaged 222.3 passing yards per game and was intercepted 14 times.
- Zbydniewski also ran the ball 15 times for 35 net yards and six rushing touchdowns.
- Zbydniewski won league honors in Week 5, when he was named the *Russell Athletic Offensive Player of the Week* and was one of three players nominated for the fan-voted *AFL Weekly MVP* title.
- That week, in the Gladiators overtime victory over Philadelphia, Zbydniewski accounted for a season-high nine touchdowns. He completed 24 of 33 passes for 316 yards and eight touchdowns through the air and ran the ball once for a one-yard rushing touchdown, while only being intercepted once.
- He suffered a season-ending injury in the fourth quarter of a May 25 loss at Pittsburgh.

HEAD OF THE CLASS

- **QB Chris Dieker** saw action at quarterback for the first time when he replaced Zbydniewski in the second quarter of Cleveland's home matchup versus Chicago on May 11, eventually leading the Gladiators to their first win of the season.
- Dieker assumed the role of starting QB the next week versus San Antonio; however, he was injured in the first quarter and did not start again until June 1st against New Orleans.
- In 13 games played this season for Cleveland, Dieker threw for 2,433 yards and 43 touchdowns in completing 225 of 353 attempted passes. He was intercepted 11 times and finished the season averaging 187.2 passing yards per game.
- Dieker also ran the ball 61 times for 267 net yards and 17 rushing touchdowns, leading Cleveland in carries, yards and rushing touchdowns.
- Dieker finished out the season ranking third in the league in average rushing yards per game with 20.5 per matchup.
- Dieker earned league honors in Week 18, when he was named the AFL's *Russell Athletic Offensive Player of the Week* and the league *MVP of the Week*, as voted on by the fans.
- That week, in Cleveland's home victory over Orlando, Dieker tied his season and career-high eight touchdowns, which he also recorded July 6 versus Pittsburgh (five passing, three rushing) and June 29 versus Philadelphia (five passing, three rushing).
- He completed 24 of 41 passes for 273 yards and six touchdowns in Saturday's victory over the Orlando Predators, including a season-high 47 yard touchdown pass to **WR Thyron Lewis**. He was intercepted once and sacked once.

COMEBACK KID

- **QB Danny Southwick** was assigned by Cleveland on June 5 after being reassigned from the Chicago Rush.
- Southwick saw his only action at QB for the Gladiators in their last matchup against Utah, when he entered the game in the third quarter after Dieker was injured.
- Southwick completed 7 of 14 passes for 119 yards and three touchdowns, bringing the Gladiators to within two points of the Blaze in the loss.

O-O-IT'S MAGIC

- At the conclusion of the 2013 regular season, the Gladiators ranked second in the league in rushing offense, averaging 31.5 rushing yards per game.
- Cleveland also ranked second in the league in total rushing yards with 567.
- Cleveland's 567 rushing yards came on 131 attempts, ranking them first in the league in average yards per carry with 4.3.
- The Gladiators offensive line was led by **OL CJ Cobb**, who started in 11 of his 12 games played this season. He recorded two solo tackles on the season.
- **OL Kitt O'Brien**, who was assigned to Cleveland's roster on May 29, started in all five of his appearances this season.

2013 CLEVELAND GLADIATORS POSTSEASON MEDIA GUIDE

2013 CLEVELAND GLADIATORS FINAL TEAM ROSTER- ALPHABETICAL

#	POS	NAME	HT	WT	DOB	COLLEGE	HOMETOWN
21	DB	Anderson, Brandon	5'10	179	12/10/85	Akron	Dublin, Virginia
90	DL	Branch, Darren	6'1	255	06/22/89	Northern Iowa	Twinsburg, OH
74	OL	Breen, Shannon	6'5	310	03/16/89	West Virginia Wesleyan	Frederick, MD
22	K	Camay, Craig	5'11	200	08/16/86	Tennessee-Chattanooga	Marietta, GA
96	DL	Colling, Randy	6'5	325	05/10/90	Gannon	Arcade, NY
14	QB	Dieker, Chris	6'5	235	07/22/87	Southern Illinois	Topeka, KS
98	DL	Farr, Danny	6'5	295	01/02/90	Toledo	Evanston, IL
2	WR	Franklin, Carlese	5'11	190	02/23/85	McNeese State	Kentwood, LA
4	WR	Fusilier, Donald	6'1	205	8/10/84	Lindenwood University	New Iberia, LA
7	WR	Gilson, Tom	6'2	215	11/06/88	University of Massachusetts	Mansfield, MA
16	WR	Goodman, Dominick	6'1	210	02/01/87	Cincinnati	Groesbeck, OH
33	DE	Hardwick, Jacob	6'3	275	12/03/86	Albany State	Virginia Beach, VA
91	OL/DL	Harrell, Clay	6'2	320	02/27/82	Northern State	West Sacramento, CA
77	OL	Haver, Ron	6'4	325	03/18/90	Harper JC	Twinsburg, OH
6	WR/LB	Lewis, Thyron	6'4	200	11/25/82	Howard	Inglewood, CA
1	DB	Norman, Marrio	6'1	205	08/10/86	Coastal Carolina	Greenwood, SC
79	OL	O'Brien, Kitt	6'5	325	04/29/90	Ball State	Walton, IN
10	WR	Pearcy, Cody	5'11	170	10/04/89	Huntingdon College	Phenix City, AL
5	DB	Phinisee, Joe	5'10	190	01/06/86	Walsh	Warren, OH
75	OL	Schofield, Chad	6'4	315	12/19/87	Marshall	Strongsville, OH
17	QB	Southwick, Danny	6'2	205	09/28/81	Occidental	Provo, UT
44	DL	Storm, Todd	6'5	255	03/08/89	Michigan Tech	Calumet, MI
9	DB	Wicks, Lenny	5'10	200	07/30/87	Youngstown State	Pittsburgh, PA
8	WR	Wilson, Jonathan	6'2	200	11/08/88	Kansas	Houston, TX
INJURED RESERVE							
71	OL	Cobb, CJ	6'4	310	03/24/88	Cincinnati	Jacksonville, FL
99	DL	Cooke, Kris	6'3	275	01/01/88	Purdue	Flossmoor, IL
12	WR	Howard, Jamar	6'4	215	09/03/87	Central Missouri	Cincinnati, OH
3	DB	Jackson, LaRoche	5'11	195	06/21/84	Clark Atlanta University	Irvington, GA
	K	Pettrey, Aaron	6'2	200	06/17/86	Ohio State	Raceland, KY
55	FB/LB	Steiner, Derik	6'1	305	02/23/87	Morehead State	Mason, OH
	QB	Zbydniowski, Brian	6'1	205	09/15/81	Belhaven	Fort Walton Beach, FL

COACHING STAFF

Steve Thonn - Head Coach
 Ron Selesky - Assistant Head Coach
 Mike Smith - Assistant Coach
 Chris Johnson - Assistant Coach
 Tim Smith - Assistant Coach
 Jeff Lambert-Shemo - Head Athletic Trainer
 Jamie Smith - Head Equipment Manager
 Giovanni DiSiena - Assistant Equipment Manager
 Brett O'Connor - Video Coordinator

PRONUNCIATION GUIDE

Chris **DIEKER** (DEE-ker)
LAROCHE Jackson (la-RAW-chee)
 Aaron **PETTREY** (PET-tree)
 Brian **ZBYDNIOWSKI** (ZEB-eh-NEW-skee)

2013 CLEVELAND GLADIATORS POSTSEASON MEDIA GUIDE

2013 CLEVELAND GLADIATORS FINAL TEAM ROSTER- NUMERICAL

#	POS	NAME	HT	WT	DOB	COLLEGE	HOMETOWN
1	DB	Norman, Marrio	6'1	205	08/10/86	Coastal Carolina	Greenwood, SC
2	WR	Franklin, Carlese	5'11	190	02/23/85	McNeese State	Kentwood, LA
4	WR	Fusilier, Donald	6'1	205	8/10/84	Lindenwood University	New Iberia, LA
5	DB	Phinisee, Joe	5'10	190	01/06/86	Walsh	Warren, OH
6	WR/LB	Lewis, Thyron	6'4	200	11/25/82	Howard	Inglewood, CA
7	WR	Gilson, Tom	6'2	215	11/06/88	University of Massachusetts	Mansfield, MA
8	WR	Wilson, Jonathan	6'2	200	11/08/88	Kansas	Houston, TX
9	DB	Wicks, Lenny	5'10	200	07/30/87	Youngstown State	Pittsburgh, PA
10	WR	Pearcy, Cody	5'11	170	10/04/89	Huntingdon College	Phenix City, AL
14	QB	Dieker, Chris	6'5	235	07/22/87	Southern Illinois	Topeka, KS
16	WR	Goodman, Dominick	6'1	210	02/01/87	Cincinnati	Groesbeck, OH
17	QB	Southwick, Danny	6'2	205	09/28/81	Occidental	Provo, UT
21	DB	Anderson, Brandon	5'10	179	12/10/85	Akron	Dublin, Virginia
22	K	Camay, Craig	5'11	200	08/16/86	Tennessee-Chattanooga	Marietta, GA
33	DE	Hardwick, Jacob	6'3	275	12/03/86	Albany State	Virginia Beach, VA
44	DL	Storm, Todd	6'5	255	03/08/89	Michigan Tech	Calumet, MI
74	OL	Breen, Shannon	6'5	310	03/16/89	West Virginia Wesleyan	Frederick, MD
75	OL	Schofield, Chad	6'4	315	12/19/87	Marshall	Strongsville, OH
77	OL	Haver, Ron	6'4	325	03/18/90	Harper JC	Twinsburg, OH
79	OL	O'Brien, Kitt	6'5	325	04/29/90	Ball State	Walton, IN
90	DL	Branch, Darren	6'1	255	06/22/89	Northern Iowa	Twinsburg, OH
91	OL/DL	Harrell, Clay	6'2	320	02/27/82	Northern State	West Sacramento, CA
96	DL	Colling, Randy	6'5	325	05/10/90	Gannon	Arcade, NY
98	DL	Farr, Danny	6'5	295	01/02/90	Toledo	Evanston, IL
INJURED RESERVE							
3	DB	Jackson, LaRoche	5'11	195	06/21/84	Clark Atlanta University	Irwinton, GA
12	WR	Howard, Jamar	6'4	215	09/03/87	Central Missouri	Cincinnati, OH
55	FB/LB	Steiner, Derik	6'1	305	02/23/87	Morehead State	Mason, OH
71	OL	Cobb, CJ	6'4	310	03/24/88	Cincinnati	Jacksonville, FL
99	DL	Cooke, Kris	6'3	275	01/01/88	Purdue	Flossmoor, IL
	K	Pettrey, Aaron	6'2	200	06/17/86	Ohio State	Raceland, KY
	QB	Zbydniowski, Brian	6'1	205	09/15/81	Belhaven	Fort Walton Beach, FL

COACHING STAFF

Steve Thonn - Head Coach
 Ron Selesky - Assistant Head Coach
 Mike Smith - Assistant Coach
 Chris Johnson - Assistant Coach
 Tim Smith - Assistant Coach
 Jeff Lambert-Shemo - Head Athletic Trainer
 Jamie Smith - Head Equipment Manager
 Giovanni DiSiena - Assistant Equipment Manager
 Brett O'Connor - Video Coordinator

PRONUNCIATION GUIDE

LAROCHE Jackson (la-RAW-chee)
 Aaron **PETTREY** (PET-tree)
 Brian **ZBYDNIOWSKI** (ZEB-eh-NEW-skee)
 Chris **DIEKER** (DEE-ker)

2013 CLEVELAND GLADIATORS POSTSEASON MEDIA GUIDE

2013 GAME SUMMARIES

GAME 1

Sunday, March 24, 2013 - Cleveland, OH
Spokane Shock 67, CLEVELAND GLADIATORS 41
Quicken Loans Arena - 8,578

Qtr	Time	Team	Scoring Play	V-H
1st	10:00	SPK	TENNELL 3 yd pass from MEYER (SPENCER kick)	7 - 0
	06:29	SPK	TENNELL 1 yd run (SPENCER kick failed)	13 - 0
2nd	00:35	CLE	ZBYDNIEWSKI 1 yd run (GORNALL kick failed)	13 - 6
	12:24	SPK	TENNELL 5 yd pass from MEYER (SPENCER kick failed)	19 - 6
	09:52	CLE	WILLIAMS 28 yd pass from ZBYDNIEWSKI (GORNALL kick)	19 - 13
	08:36	SPK	JORDEN 27 yd pass from MEYER (SPENCER kick)	26 - 13
3rd	04:27	CLE	GOODMAN 15 yd pass from ZBYDNIEWSKI (GORNALL kick)	26 - 20
	00:51	SPK	JORDEN 4 yd pass from MEYER (SPENCER kick)	33 - 20
	00:11	SPK	TENNELL 3 yd pass from MEYER (SPENCER kick)	40 - 20
	12:32	CLE	STEINER 2 yd run (GORNALL kick)	40 - 27
	07:56	SPK	TENNELL 3 yd pass from MEYER (SPENCER kick failed)	46 - 27
	04:37	SPK	MEYER 3 yd run (SPENCER kick)	53 - 27
4th	01:07	CLE	LEWIS 24 yd pass from ZBYDNIEWSKI (GORNALL kick)	53 - 34
	11:02	SPK	SCHIECHL 3 yd pass from MEYER (SPENCER kick)	60 - 34
	08:00	CLE	LEWIS 19 yd pass from ZBYDNIEWSKI (GORNALL kick)	60 - 41
	02:08	SPK	SOLOMON. 4 yd pass from MEYER (SPENCER kick)	67 - 41

Score by Quarters	1	2	3	4	Total
Spokane Shock	13	27	13	14	67
Cleveland Gladiators	6	14	14	7	41

Rushing	No.	Gain	Loss	Net	TD	Lg	Avg
Steiner, Derik	4	11	0	11	1	4	2.8
Zbydniewski, B.	1	1	0	1	1	1	1.0
Totals	5	12	0	12	2	4	2.4

Passing	C-A-I	Yds	TD	Long	Sack
Zbydniewski, B.	25-38-0	297	4	28	4
TEAM	0-0-0	-19	0	0	0
Totals	25-38-0	278	4	28	4

Receiving	No.	Yards	TD	Long
Goodman, D.	9	72	1	15
Wilson, J.	7	82	0	21
Williams, M.	6	83	1	28
Lewis, Thyron	2	43	2	24
Haver, Ron	1	17	0	17
Totals	25	297	4	28

	SPK	CLE
FIRST DOWNS	24	21
Rushing	3	3
Passing	20	16
Penalty	1	2
NET YARDS RUSHING	27	12
Rushing Attempts	6	5
Average Per Rush	4.5	2.4
Rushing Touchdowns	2	2
NET YARDS PASSING	284	278
Completions-Attempts-Int	32-42-0	25-38-0
Average Per Attempt	6.8	7.3
Average Per Completion	8.9	11.1
Passing Touchdowns	8	4
TOTAL OFFENSE YARDS	311	290
Total offense plays	48	47
Average Gain Per Play	6.5	6.2
Fumbles: Number-Lost	0-0	1-1
Penalties: Number-Yards	6-37	6-38
KICKOFFS-YARDS	10-482	7-370
Average Yards Per Kickoff	48.2	52.9
Net Yards Per Kickoff	35.0	37.4
Touchbacks	2	0
MFG Returns: Number-Yards-TD	0-0-0	0-0-0
Average Per Return	0.0	0.0
Kickoff returns: Number-Yds-TD	6-108-0	7-122-0
Average Per Return	18.0	17.4
Interceptions: Number-Yds-TD	0-0-0	0-0-0
Fumble Returns: Number-Yds-TD	1-11-0	0-0-0
Miscellaneous Yards	0	-2
Possession Time	31:24	28:36
1st Quarter	6:59	8:01
2nd Quarter	8:06	6:54
3rd Quarter	6:11	8:49
4th Quarter	10:08	4:52
Third-Down Conversions	6 of 7	4 of 7
Fourth-Down Conversions	1 of 1	1 of 3
Red-Zone Scores-Chances	9-9	2-3
Touchdowns	9-9	2-3
Field goals	0-9	0-3
Sacks By: Number-Yards	4-19	0-0
PAT Kicks	7-10	5-6
2-Point drop-kick PATs	0-0	0-0
Field Goals	0-0	0-1
4-Point drop kick FGs	0-0	0-0
Touchdowns (Rush-Pass-Return)	2-8-0	2-4-0

2013 CLEVELAND GLADIATORS POSTSEASON MEDIA GUIDE

2013 GAME SUMMARIES

GAME 2

Saturday, March 30, 2013 - Tampa Bay, FL
Tampa Bay Storm 69, CLEVELAND GLADIATORS 47
Tampa Bay Times Forum - 10,142

Qtr	Time	Team	Scoring Play	V-H
1st	09:56	CLE	STEINER 3 yd run (GORNALL kick blocked)	6-0
	04:37	TBY	MCPHERSON 1 yd run (BONGARRA kick)	6-7
	02:02	CLE	WILSON 8 yd pass from ZBYDNIIEWSKI (GORNALL kick)	13-7
2nd	13:58	TBY	HILLS 34 yd pass from MCPHERSON (BONGARRA kick)	13-14
	09:47	CLE	GOODMAN 1 yd run (GORNALL kick)	20-14
	07:23	TBY	ELLINGSON 3 yd pass from MCPHERSON (BONGARRA kick)	20-21
	03:48	CLE	WILSON 21 yd pass from ZBYDNIIEWSKI (GORNALL kick)	27-21
3rd	01:52	TBY	HILLS 15 yd pass from MCPHERSON (BONGARRA kick)	27-28
	00:07	TBY	LINDSEY 18 yd pass from MCPHERSON (BONGARRA kick)	27-35
	12:24	CLE	WILSON 14 yd pass from ZBYDNIIEWSKI (GORNALL kick)	34-35
	09:26	TBY	MCCULLOUGH 17 yd pass from MCPHERSON (BONGARRA kick)	34-42
	05:43	TBY	ELLINGSON 15 yd pass from MCPHERSON (BONGARRA kick)	34-49
	03:02	CLE	STEINER 6 yd run (GORNALL kick)	41-49
	08:37	TBY	LINDSEY 11 yd pass from MCPHERSON (BONGARRA kick failed)	41-55
4th	03:50	TBY	HILLS 27 yd pass from MCPHERSON (BONGARRA kick)	41-62
	01:07	CLE	GOODMAN 6 yd pass from ZBYDNIIEWSKI (GORNALL kick blocked)	47-62
	00:47	TBY	MCPHERSON 14 yd run (BONGARRA kick)	47-69

Score by Quarters

	1	2	3	4	Score
Cleveland Gladiators	13	14	14	6	47
Tampa Bay Storm	7	28	14	20	69

Rushing

	No	Gain	Loss	Net	TD	Lg	Avg
STEINER, Derik	3	28	0	28	2	19	9.3
GOODMAN, Domini	2	7	0	7	1	6	3.5
Totals...	5	35	0	35	3	19	7.0

Passing

	Cmp-Att-Int	Yds	TD	Long	Sack
ZBYDNIIEWSKI, Br	23-34-3	246	4	23	0
Totals...	23-34-3	246	4	23	0

Receiving

	No.	Yds	TD	Long
WILSON, Jonathan	9	106	3	23
LEWIS, Thyron	7	75	0	22
GOODMAN, Dominic	6	57	1	15
STEINER, Derik	1	8	0	8
Totals...	23	246	4	23

	CLE	TBY
FIRST DOWNS	20	25
Rushing	4	3
Passing	13	20
Penalty	3	2
NET YARDS RUSHING	35	35
Rushing Attempts	5	5
Average Per Rush	7.0	7.0
Rushing Touchdowns	3	2
Yards Gained Rushing	35	35
Yards Lost Rushing	0	0
NET YARDS PASSING	246	357
Completions-Attempts-Int	23-34-3	25-38-0
Average Per Attempt	7.2	9.4
Average Per Completion	10.7	14.3
Passing Touchdowns	4	8
TOTAL OFFENSE YARDS	281	392
Total offense plays	39	46
Average Gain Per Play	7.2	8.5
Fumbles: Number-Lost	3-3	2-2
Penalties: Number-Yards	3-30	10-67
PUNTS-YARDS	0-0	0-0
Average Yards Per Punt	0.0	0.0
Net Yards Per Punt	0.0	0.0
Inside 20	0	0
50+ Yards	0	0
Touchbacks	0	0
Fair catch	0	0
KICKOFFS-YARDS	7-387	10-541
Average Yards Per Kickoff	55.3	54.1
Net Yards Per Kickoff	43.6	40.4
Touchbacks	2	1
Punt returns: Number-Yards-TD	0-0-0	0-0-0
Average Per Return	0.0	0.0
Kickoff returns: Number-Yds-TD	10-132-0	5-72-0
Average Per Return	13.2	14.4
Interceptions: Number-Yds-TD	0-0-0	3-5-0
Fumble Returns: Number-Yds-TD	1-13-0	0-0-0
Miscellaneous Yards	9	2
Possession Time	28:55	31:05
1st Quarter	8:23	6:37
2nd Quarter	7:59	7:01
3rd Quarter	4:58	10:02
4th Quarter	7:35	7:25
Third-Down Conversions	1 of 2	3 of 5
Fourth-Down Conversions	0 of 1	1 of 2
Red-Zone Scores-Chances	6-7	8-9
Touchdowns	6-7	8-9
Field goals	0-7	0-9
Sacks By: Number-Yards	3-5	0-0
PAT Kicks	5-7	9-10
Field Goals	0-0	0-0

2013 CLEVELAND GLADIATORS POSTSEASON MEDIA GUIDE

2013 GAME SUMMARIES

GAME 3

Saturday, April 6, 2013 - Cleveland, OH
Jacksonville Sharks 66, CLEVELAND GLADIATORS 49
Quicken Loans Arena - 8,862

Qtr	Time	Team	Scoring Play
1st	13:21	JAC	HUGHLEY 19 yd pass from MORRIS (CAPOZZOLI kick)
	08:06	CLE	GOODMAN 5 yd pass from ZBYDNIOWSKI (GORNALL kick)
	03:33	JAC	HUGHLEY 1 yd run (CAPOZZOLI kick)
2nd	09:28	JAC	HARVEY 9 yd pass from MORRIS (CAPOZZOLI kick)
	06:26	CLE	ZBYDNIOWSKI 1 yd run (GORNALL kick)
	01:48	JAC	HUGHLEY 2 yd run (CAPOZZOLI kick)
3rd	00:42	CLE	STEINER 1 yd run (GORNALL kick)
	00:00	JAC	CAPOZZOLI 34 yd field goal
	12:43	CLE	LEWIS 16 yd pass from ZBYDNIOWSKI (GORNALL kick)
4th	08:08	JAC	HUGHLEY 14 yd pass from MORRIS (CAPOZZOLI kick)
	04:41	CLE	GOODMAN 4 yd pass from ZBYDNIOWSKI (GORNALL kick)
	00:55	JAC	WHITE 26 yd pass from MORRIS (CAPOZZOLI kick)
	12:08	CLE	WILSON 4 yd pass from ZBYDNIOWSKI (GORNALL kick)
	09:12	JAC	WHITE 15 yd pass from MORRIS (CAPOZZOLI kick)
	08:15	CLE	GOODMAN 8 yd pass from ZBYDNIOWSKI (GORNALL kick)
	05:34	JAC	WILLIAMS 14 yd pass from MORRIS (CAPOZZOLI kick failed)
	01:00	JAC	WHITE 16 yd pass from MORRIS (WHITE pass from MORRIS)

	JAC	CLE
FIRST DOWNS	24	22
Rushing	5	2
Passing	16	15
Penalty	3	5
NET YARDS RUSHING	38	14
Rushing Attempts	10	4
Average Per Rush	3.8	3.5
Rushing Touchdowns	2	2
NET YARDS PASSING	282	224
Completions-Attempts-Int	23-35-0	19-40-0
Average Per Attempt	8.1	5.6
Average Per Completion	12.3	11.8
Passing Touchdowns	7	5
TOTAL OFFENSE YARDS	320	238
Total offense plays	45	48
Average Gain Per Play	7.1	5.0
Fumbles: Number-Lost	1-1	2-0
Penalties: Number-Yards	12-81	6-30
KICKOFFS-YARDS	10-551	8-386
Average Yards Per Kickoff	55.1	48.2
Net Yards Per Kickoff	37.0	36.4
Touchbacks	3	1
MFG Returns: Number-Yards-TD	1--33-0	0-0-0
Average Per Return	-33.0	0.0
Kickoff returns: Number-Yds-TD	7-90-0	7-166-0
Average Per Return	12.9	23.7
Interceptions: Number-Yds-TD	0-0-0	0-0-0
Fumble Returns: Number-Yds-TD	0-0-0	0-0-0
Miscellaneous Yards	0	-2
Possession Time	31:37	28:23
1st Quarter	6:40	8:20
2nd Quarter	9:27	5:33
3rd Quarter	8:34	6:26
4th Quarter	6:56	8:04
Third-Down Conversions	2 of 5	1 of 6
Fourth-Down Conversions	2 of 2	1 of 4
Red-Zone Scores-Chances	4-4	6-6
Touchdowns	3-4	6-6
Field goals	1-4	0-6
Sacks By: Number-Yards	4-20	0-0
PAT Kicks	7-8	7-7
2-Point drop-kick PATs	0-0	0-0
Field Goals	1-1	0-1
4-Point drop kick FGs	0-0	0-0
Touchdowns (Rush-Pass-Return)	2-7-0	2-5-0

Score by Quarters	1	2	3	4	Total
Jacksonville Sharks	14	17	14	21	66
Cleveland Gladiators	7	14	14	14	49

Rushing	No.	Gain	Loss	Net	TD	Lg	Avg
Zbydniowski, B.	3	16	3	13	1	13	4.3
Steiner, Derik	1	1	0	1	1	1	1.0
Totals	4	17	3	14	2	13	3.5

Passing	C-A-I	Yds	TD	Long	Sack
Zbydniowski, B.	19-40-0	244	5	34	4
TEAM	0-0-0	-20	0	0	0
Totals	19-40-0	224	5	34	4

Receiving	No.	Yards	TD	Long
Goodman, D.	9	118	3	34
Lewis, Thyron	6	72	1	18
Wilson, J.	2	29	1	25
Steiner, Derik	1	17	0	17
Cobb, CJ	1	8	0	8
Totals	19	244	5	34

2013 CLEVELAND GLADIATORS POSTSEASON MEDIA GUIDE

2013 GAME SUMMARIES

GAME 4

Saturday, April 20, 2013 - Philadelphia, PA
CLEVELAND GLADIATORS 64, Philadelphia Soul 57
 Wells Fargo Arena - 12, 975

Qtr	Time	Team	Scoring Play	V-H
1st	10:22	CLE	WILSON 6 yd pass from ZBYDNIIEWSKI (GORNALL kick)	7 - 0
	03:29	PHI	ROSS 2 yd run (MARTINEZ kick)	7 - 7
2nd	02:45	PHI	STEVENSON 6 yd fumble recovery (MARTINEZ kick)	7 - 14
	14:56	CLE	LEWIS 14 yd pass from ZBYDNIIEWSKI (GORNALL kick)	14 - 14
	10:42	PHI	BRACKINS 14 yd pass from RAUDABAUGH (MARTINEZ kick)	14 - 21
	08:30	PHI	JONES 6 yd pass from RAUDABAUGH (MARTINEZ kick)	14 - 28
3rd	06:20	CLE	LEWIS 34 yd pass from ZBYDNIIEWSKI (GORNALL kick)	21 - 28
	00:17	PHI	ROSS 1 yd run (MARTINEZ kick)	21 - 35
	08:33	CLE	HOWARD 11 yd pass from ZBYDNIIEWSKI (GORNALL kick)	28 - 35
	03:21	CLE	HOWARD 17 yd pass from ZBYDNIIEWSKI (GORNALL kick)	35 - 35
4th	14:16	PHI	JONES 15 yd pass from RAUDABAUGH (MARTINEZ kick)	35 - 42
	09:05	CLE	ZBYDNIIEWSKI 1 yd run (GORNALL kick failed)	41 - 42
	07:57	CLE	WILSON, 30 yd pass from ZBYDNIIEWSKI (ZBYDNIIEWSKI pass intcpt)	47 - 42
	00:55	PHI	THURMAN 4 yd pass from RAUDABAUGH (THURMAN pass from RAUDABAUGH)	47 - 50
OT	00:47	CLE	LEWIS 18 yd pass from ZBYDNIIEWSKI (GORNALL kick)	54 - 50
	00:10	PHI	JONES 13 yd pass from RAUDABAUGH (MARTINEZ kick)	54 - 57
	00:00	CLE	GORNALL 45 yd field goal	57 - 57
	11:14	CLE	LEWIS 16 yd pass from ZBYDNIIEWSKI (GORNALL kick)	64 - 57

Team Totals	CLE	PHI
FIRST DOWNS	19	25
Rushing	1	2
Passing	17	20
Penalty	1	3
NET YARDS RUSHING	22	21
Rushing Attempts	3	9
Average Per Rush	7.3	2.3
Rushing Touchdowns	1	2
NET YARDS PASSING	316	306
Completions-Attempts-Int	24-33-1	31-50-2
Average Per Attempt	9.6	6.1
Average Per Completion	13.2	9.9
Passing Touchdowns	8	5
TOTAL OFFENSE YARDS	338	327
Total offense plays	36	59
Average Gain Per Play	9.4	5.5
Fumbles: Number-Lost	1-1	1-1
Penalties: Number-Yards	7-37	11-52
KICKOFFS-YARDS	10-549	9-500
Average Yards Per Kickoff	54.9	55.6
Net Yards Per Kickoff	41.0	41.6
Touchbacks	1	1
MFG Returns: Number-Yards-TD	0-0-0	0-0-0
Average Per Return	0.0	0.0
Kickoff returns: Number-Yds-TD	8-121-0	9-134-0
Average Per Return	15.1	14.9
Interceptions: Number-Yds-TD	2-37-0	1-15-0
Fumble Returns: Number-Yds-TD	0-0-0	1-6-1
Miscellaneous Yards	0	0
Possession Time	26:02	42:20
1st Quarter	7:23	7:37
2nd Quarter	4:20	10:40
3rd Quarter	3:56	11:04
4th Quarter	6:37	8:23
OT Quarter	3:46	4:36
Third-Down Conversions	1 of 2	5 of 10
Fourth-Down Conversions	1 of 1	2 of 3
Red-Zone Scores-Chances	7-7	7-8
Sacks By: Number-Yards	0-0	0-0
PAT Kicks	7-8	7-7
2-Point drop-kick PATs	0-0	0-0
Field Goals	1-1	0-0
4-Point drop kick FGs	0-0	0-1
Touchdowns (Rush-Pass-Return)	1-8-0	2-5-1

Score by Quarters	1	2	3	4	OT	[5]	Score
Cleveland Gladiators	7	14	14	22	7	[7]	64
Philadelphia Soul	14	21	0	22	0	[0]	57

RUSHING	No.	Gain	Loss	Net	TD	Lg	Avg.
STEINER, Derik	2	21	0	21	0	18	10.5
ZBYDNIIEWSKI, Br	1	1	0	1	1	1	1.0
Totals...	3	22	0	22	1	18	7.3

PASSING	Cmp	Att	Int	Yds	TD	Long	Sack
ZBYDNIIEWSKI, Br	24	33	1	316	8	34	0
Totals...	24	33	1	316	8	34	0

RECEIVING	No.	Yds	TD	Lg
HOWARD, Jamar	9	95	2	21
WILSON, Jonatha	7	87	2	30
LEWIS, Thyron	6	122	4	34
STEINER, Derik	1	9	0	9
COBB, C.J.	1	3	0	3
Totals...	24	316	8	34

2013 CLEVELAND GLADIATORS POSTSEASON MEDIA GUIDE

2013 GAME SUMMARIES

GAME 5

Saturday, April 27, 2013 - Cleveland, OH
Utah Blaze 57, CLEVELAND GLADIATORS 40
Quicken Loans Arena - 9,234

Qtr	Time	Scoring Play	V-H
1st	12:27	CLE - Wilson, J. 12 yd pass from Zbydnewski, B. (Gornall, Ross kick), 4-30 2:33	0 - 7
	10:15	UTAH - Urrutia, Mario 11 yd pass from Grady, Tommy (Trevino, Adrian kick), 3-23 1:04	7 - 7
	05:40	CLE - Zbydnewski, B. 1 yd run (Gornall, Ross kick), 6-45 3:44	7 - 14
	04:18	UTAH - Lesue, Aaron 36 yd pass from Grady, Tommy (Trevino, Adrian kick failed), 1-36 0:20	13 - 14
2nd	12:00	UTAH - Castile, AJ 16 yd pass from Grady, Tommy (Grady, Tommy pass failed), 4-43 2:18	19 - 14
	10:36	CLE - Zbydnewski, B. 3 yd run (Gornall, Ross kick), 1-5 0:34	19 - 21
	04:16	UTAH - Grady, Tommy 1 yd run (Urrutia, Mario pass from Grady, Tommy), 10-38 5:55	27 - 21
3rd	12:50	UTAH - Urrutia, Mario 5 yd pass from Grady, Tommy (Grady, Tommy pass failed), 4-35 1:57	33 - 21
	05:40	UTAH - Lesue, Aaron 16 yd pass from Grady, Tommy (Lesue, Aaron pass from Grady, Tommy), 8-45 4:50	41 - 21
	01:38	UTAH - Lesue, Aaron 6 yd pass from Grady, Tommy (Urrutia, Mario pass from Grady, Tommy), 3-27 1:52	49 - 21
4th	09:45	CLE - Wilson, J. 19 yd pass from Zbydnewski, B. (Gornall, Ross kick), 2-19 0:45	49 - 28
	07:30	UTAH - Lesue, Aaron 12 yd pass from Grady, Tommy (Hardrick, J rush), 2-9 1:15	57 - 28
	04:01	CLE - Wilson, J. 21 yd pass from Zbydnewski, B. (Zbydnewski, B. pass failed), 5-47 2:29	57 - 34
	00:43	CLE - Steiner, Derik 1 yd run (Zbydnewski, B. pass failed), 5-41 1:07	57 - 40

Score by Quarters	1	2	3	4	Total
Utah Blaze	13	14	22	8	57
Cleveland Gladiators	14	7	0	19	40

Rushing	No.	Gain	Loss	Net	TD	Lg	Avg
Steiner, Derik	4	29	0	29	1	27	7.2
Wilson, J.	2	12	0	12	0	8	6.0
Zbydnewski, B.	2	4	0	4	2	3	2.0
Totals	8	45	0	45	3	27	5.6

Passing	C-A-I	Yds	TD	Long	Sack
Zbydnewski, B.	20-38-2	205	3	21	0
Totals	20-38-2	205	3	21	0

Receiving	No.	Yards	TD	Long
Lewis, Thyron	6	81	0	17
Wilson, J.	6	65	3	21
Goodman, D.	6	46	0	13
Steiner, Derik	2	13	0	10
Totals	20	205	3	21

	UTAH	CLE
FIRST DOWNS	21	24
Rushing	2	4
Passing	18	15
Penalty	1	5
NET YARDS RUSHING	5	45
Rushing Attempts	6	8
Average Per Rush	0.8	5.6
Rushing Touchdowns	1	3
NET YARDS PASSING	297	205
Completions-Attempts-Int	31-44-1	20-38-2
Average Per Attempt	6.8	5.4
Average Per Completion	9.6	10.2
Passing Touchdowns	7	3
TOTAL OFFENSE YARDS	302	250
Total offense plays	51	46
Average Gain Per Play	5.9	5.4
Fumbles: Number-Lost	1-1	0-0
Penalties: Number-Yards	9-59	2-13
KICKOFFS-YARDS	9-383	4-225
Average Yards Per Kickoff	42.6	56.2
Net Yards Per Kickoff	34.9	33.0
Touchbacks	0	0
MFG Returns: Number-Yards-TD	0-0-0	0-0-0
Average Per Return	0.0	0.0
Kickoff returns: Number-Yds-TD	4-93-0	5-69-0
Average Per Return	23.2	13.8
Interceptions: Number-Yds-TD	2-20-0	1-0-0
Fumble Returns: Number-Yds-TD	0-0-0	0-0-0
Miscellaneous Yards	1	0
Possession Time	32:28	27:32
1st Quarter	3:00	12:00
2nd Quarter	10:27	4:33
3rd Quarter	11:18	3:42
4th Quarter	7:43	7:17
Third-Down Conversions	6 of 9	0 of 4
Fourth-Down Conversions	0 of 2	0 of 3
Red-Zone Scores-Chances	4-5	3-5
Touchdowns	4-5	3-5
Field goals	0-5	0-5
Sacks By: Number-Yards	0-0	1-6
PAT Kicks	1-2	4-4
2-Point drop-kick PATs	0-0	0-0
Field Goals	0-0	0-0
4-Point drop kick FGs	0-0	0-0
Touchdowns (Rush-Pass-Return)	1-7-0	3-3-0

2013 CLEVELAND GLADIATORS POSTSEASON MEDIA GUIDE

2013 GAME SUMMARIES

GAME 6

Saturday, May 4, 2013 - San Jose, CA

San Jose SaberCats 56, CLEVELAND GLADIATORS 36

HP Pavilion - 8,563

Qtr	Time	Scoring Play	V-H
1st	10:22	SJS - WILLIS, Jason 6 yd pass from MICHNA, Russ (PERTUIT, Nich kick), 7-45 4:38	0 - 7
	04:57	SJS - SIMMONS, Jamar 1 yd pass from MICHNA, Russ (PERTUIT, Nich kick), 4-5 2:21	0 - 14
2nd	13:06	CLE - ZBYDNIIEWSKI, Br 1 yd run (PETTREY, Aaron kick blockd), 9-45 6:19	6 - 14
	12:08	SJS - WILLIAMS, Fred 57 yd kickoff return (PERTUIT, Nich kick)	6 - 21
	03:31	SJS - SIMMONS, Jamar 1 yd run (PERTUIT, Nich kick), 6-47 3:05	6 - 28
	00:35	CLE - GOODMAN, Domini 1 yd run (PETTREY, Aaron kick failed), 5-45 2:25	12 - 28
	00:25	SJS - WILLIAMS, Fred 55 yd kickoff return (PERTUIT, Nich kick)	12 - 35
	00:00	CLE - PETTREY, Aaron 42 yd field goal, 6-21 0:25	15 - 35
3rd	09:34	CLE - GOODMAN, Domini 17 yd pass from ZBYDNIIEWSKI, Br (PETTREY, Aaron kick), 8-47 6:17	22 - 35
	08:43	CLE - WICKS, Lenny 2 yd net recovery (PETTREY, Aaron kick)	29 - 35
	05:11	SJS - WILLIS, Jason 18 yd pass from MICHNA, Russ (PERTUIT, Nich kick), 6-47 3:19	29 - 42
4th	14:55	SJS - SIMMONS, Jamar 1 yd run (PERTUIT, Nich kick), 3-33 1:15	29 - 49
	07:50	CLE - HOWARD, Jamar 6 yd pass from ZBYDNIIEWSKI, Br (PETTREY, Aaron kick), 7-45 6:20	36 - 49
	04:22	SJS - WILLIS, Jason 20 yd pass from MICHNA, Russ (PERTUIT, Nich kick), 4-34 2:55	36 - 56

	CLE	SJS
FIRST DOWNS	21	16
Rushing	3	2
Passing	12	12
Penalty	6	2
NET YARDS RUSHING	21	5
Rushing Attempts	7	7
Average Per Rush	3.0	0.7
Rushing Touchdowns	2	2
NET YARDS PASSING	220	197
Completions-Attempts-Int	24-47-1	18-25-0
Average Per Attempt	4.7	7.9
Average Per Completion	9.2	10.9
Passing Touchdowns	2	4
TOTAL OFFENSE YARDS	241	202
Total offense plays	56	32
Average Gain Per Play	4.3	6.3
Fumbles: Number-Lost	0-0	2-1
Penalties: Number-Yards	6-33	12-56
KICKOFFS-YARDS	6-331	9-495
Average Yards Per Kickoff	55.2	55.0
Net Yards Per Kickoff	29.8	48.4
Touchbacks	1	5
MFG Returns: Number-Yards-TD	0-0-0	0-0-0
Average Per Return	0.0	0.0
Kickoff returns: Number-Yds-TD	4-34-0	4-147-2
Average Per Return	8.5	36.8
Interceptions: Number-Yds-TD	0-0-0	1-0-0
Fumble Returns: Number-Yds-TD	1-2-1	0-0-0
Miscellaneous Yards	0	0
Possession Time	37:06	22:54
1st Quarter	7:17	7:43
2nd Quarter	10:42	4:18
3rd Quarter	9:55	5:05
4th Quarter	9:12	5:48
Third-Down Conversions	4 of 10	3 of 5
Fourth-Down Conversions	2 of 5	1 of 1
Red-Zone Scores-Chances	3-4	4-4
Touchdowns	3-4	4-4
Field goals	0-4	0-4
Sacks By: Number-Yards	0-0	2-11
PAT Kicks	3-5	8-8
2-Point drop-kick PATs	0-0	0-0
Field Goals	1-1	0-0
4-Point drop kick FGs	0-0	0-0
Touchdowns (Rush-Pass-Return)	2-2-1	2-4-2

Score by Quarters	1	2	3	4	Total
Cleveland Gladiators	0	15	14	7	36
San Jose SaberCats	14	21	7	14	56

Rushing	No.	Gain	Loss	Net	TD	Lg	Avg
ZBYDNIIEWSKI, Br	4	13	0	13	1	10	3.2
STEINER, Derik	2	7	0	7	0	6	3.5
GOODMAN, Domini	1	1	0	1	1	1	1.0
Totals	7	21	0	21	2	10	3.0

Passing	C-A-I	Yds	TD	Long	Sack
ZBYDNIIEWSKI, Br	24-47-1	231	2	38	2
TEAM	0-0-0	-11	0	0	0
Totals	24-47-1	220	2	38	2

Receiving	No.	Yards	TD	Long
GOODMAN, Domini	10	74	1	17
HOWARD, Jamar	6	89	1	38
LEWIS, Thyron	4	49	0	19
WILSON, Jonatha	2	12	0	6
COBB, C.J.	1	7	0	7
STEINER, Derik	1	0	0	0
Totals	24	231	2	38

2013 CLEVELAND GLADIATORS POSTSEASON MEDIA GUIDE

2013 GAME SUMMARIES

GAME 7

Saturday, May 11, 2013 - Cleveland, OH
CLEVELAND GLADIATORS 53, Chicago Rush 50
 Quicken Loans Arena - 7,437

Qtr	Time	Scoring Play	V-H
1st	12:55	CLE - Wilson, J. 9 yd pass from Zbydnievski, B. (Pettrey, Aaron kick), 3-19 2:05	0 - 7
	03:49	CHI - Gray, Reggie 30 yd pass from Coffman, Carson (Martinez, Jose kick), 1-30 0:13	7 - 7
	00:08	CHI - Morris, Kelvin 3 yd run (Martinez, Jose kick), 1-3 0:12	14 - 7
2nd	12:01	CLE - Lewis, Thyron 15 yd pass from Zbydnievski, B. (Pettrey, Aaron kick failed), 5-45 2:50	14 - 13
	07:43	CHI - Payne, JJ 1 yd run (Martinez, Jose kick blockd), 6-36 3:28	20 - 13
	00:11	CLE - Goodman, D. 5 yd pass from Dieker, Chris (Pettrey, Aaron kick), 8-45 1:02	20 - 20
	00:03	CHI - Wright, Rodney 54 yd kickoff return (Martinez, Jose kick)	27 - 20
3rd	10:39	CLE - Brikowski, B. safety	27 - 22
	07:32	CLE - Dieker, Chris 1 yd run (Pettrey, Aaron kick), 5-33 2:55	27 - 29
4th	14:55	CLE - Goodman, D. 11 yd pass from Dieker, Chris (Pettrey, Aaron kick), 12-49 6:42	27 - 36
	09:40	CHI - Gray, Reggie 9 yd pass from Southwick (Martinez, Jose kick), 8-45 4:33	34 - 36
	07:16	CLE - Howard, Jamar 26 yd pass from Dieker, Chris (Pettrey, Aaron kick), 3-44 1:39	34 - 43
	05:38	CHI - Gray, Reggie 32 yd pass from Southwick (Jenkins, Jared pass from Southwick), 1-22 0:52	42 - 43
	03:33	CLE - Dieker, Chris 32 yd run (Pettrey, Aaron kick), 3-48 2:05	42 - 50
	01:15	CHI - Jenkins, Jared 15 yd pass from Coffman, Carson (Gray, Reggie rush), 3-27 1:35	50 - 50
	00:00	CLE - Pettrey, Aaron 19 yd field goal, 5-29 0:54	50 - 53

	CHI	CLE
FIRST DOWNS	17	23
Rushing	3	4
Passing	12	17
Penalty	2	2
NET YARDS RUSHING	12	67
Rushing Attempts	10	9
Average Per Rush	1.2	7.4
Rushing Touchdowns	2	2
NET YARDS PASSING	236	271
Completions-Attempts-Int	20-33-1	29-42-0
Average Per Attempt	7.2	6.5
Average Per Completion	11.8	9.3
Passing Touchdowns	4	5
TOTAL OFFENSE YARDS	248	338
Total offense plays	43	54
Average Gain Per Play	5.8	6.3
Fumbles: Number-Lost	3-2	0-0
Penalties: Number-Yards	4-36	5-27
KICKOFFS-YARDS	9-498	8-385
Average Yards Per Kickoff	55.3	48.1
Net Yards Per Kickoff	43.0	31.5
Touchbacks	3	2
MFG Returns: Number-Yards-TD	0-0-0	0-0-0
Average Per Return	0.0	0.0
Kickoff returns: Number-Yds-TD	5-123-1	6-96-0
Average Per Return	24.6	16.0
Interceptions: Number-Yds-TD	0-0-0	1-0-0
Fumble Returns: Number-Yds-TD	0-0-0	0-0-0
Miscellaneous Yards	-5	0
Possession Time	24:43	35:17
1st Quarter	8:07	6:53
2nd Quarter	6:35	8:25
3rd Quarter	1:55	13:05
4th Quarter	8:06	6:54
Third-Down Conversions	4 of 8	4 of 8
Fourth-Down Conversions	0 of 0	0 of 3
Red-Zone Scores-Chances	3-4	5-6
Touchdowns	3-4	4-6
Field goals	0-4	1-6
Sacks By: Number-Yards	3-18	0-0
PAT Kicks	4-5	6-7
2-Point drop-kick PATs	0-0	0-0
Field Goals	0-0	1-2
4-Point drop kick FGs	0-0	0-0
Touchdowns (Rush-Pass-Return)	2-4-1	2-5-0

Score by Quarters	1	2	3	4	Total
Chicago Rush	14	13	0	23	50
Cleveland Gladiators	7	13	9	24	53

Rushing	No.	Gain	Loss	Net	TD	Lg	Avg
Dieker, Chris	5	49	2	47	2	32	9.4
Steiner, Derik	2	16	0	16	0	13	8.0
Goodman, D.	1	5	0	5	0	5	5.0
Zbydnievski, B.	1	0	1	-1	0	0	-1.0
Totals	9	70	3	67	2	32	7.4

Passing	C-A-I	Yds	TD	Long	Sack
Dieker, Chris	19-26-0	206	3	26	0
Zbydnievski, B.	10-16-0	83	2	15	3
TEAM	0-0-0	-18	0	0	0
Totals	29-42-0	271	5	26	3

Receiving	No.	Yards	TD	Long
Goodman, D.	12	89	2	14
Howard, Jamar	9	114	1	26
Lewis, Thyron	4	46	1	15
Wilson, J.	4	40	1	17
Totals	29	289	5	26

2013 CLEVELAND GLADIATORS POSTSEASON MEDIA GUIDE

2013 GAME SUMMARIES

GAME 8

Saturday, May 18, 2013 - Cleveland, OH
San Antonio Talons 57, CLEVELAND GLADIATORS 33
Quicken Loans Arena - 6,919

Qtr	Time	Scoring Play	V-H
1st	13:09	SA - Stephens, D.J. 26 yd pass from Hill, Nick (Demos, Stefan kick), 2-45 1:51	7 - 0
	09:06	CLE - Dieker, Chris 38 yd run (Pettrey, Aaron kick), 6-36 3:24	7 - 7
	01:03	SA - Hill, Nick 1 yd run (Demos, Stefan kick), 11-44 7:14	14 - 7
2nd	14:22	CLE - Lewis, Thyron 46 yd pass from Dieker, Chris (Pettrey, Aaron kick), 2-46 0:55	14 - 14
	11:50	SA - Lee, Xavier 9 yd pass from Hill, Nick (Demos, Stefan kick), 3-42 1:38	21 - 14
	07:48	CLE - Lewis, Thyron 13 yd pass from Zbydniewski, B. (Pettrey, Aaron kick), 8-42 3:43	21 - 21
	05:35	SA - Stephens, D.J. 3 yd pass from Hill, Nick (Demos, Stefan kick), 3-6 1:41	28 - 21
	01:15	SA - Lee, Xavier 1 yd run (Demos, Stefan kick), 5-19 2:40	35 - 21
3rd	14:25	SA - TEAM safety	37 - 21
4th	14:55	CLE - Goodman, D. 4 yd pass from Zbydniewski, B. (Pettrey, Aaron kick blocked), 3-31 1:01	37 - 27
	09:08	CLE - Lewis, Thyron 31 yd pass from Zbydniewski, B. (Pettrey, Aaron kick failed), 2-39 0:54	37 - 33
	06:44	SA - Ruffins, Moqut 12 yd pass from Hill, Nick (Demos, Stefan kick), 3-45 1:33	44 - 33
	05:30	SA - Ransom, Jamar 5 yd interception return (Demos, Stefan kick)	51 - 33
	02:45	SA - Ransom, Jamar 40 yd interception return (Demos, Stefan kick blocked)	57 - 33

	SA	CLE
FIRST DOWNS	20	18
Rushing	3	1
Passing	16	15
Penalty	1	2
NET YARDS RUSHING	26	35
Rushing Attempts	9	5
Average Per Rush	2.9	7.0
Rushing Touchdowns	2	1
NET YARDS PASSING	232	254
Completions-Attempts-Int	23-40-2	22-37-6
Average Per Attempt	5.8	6.9
Average Per Completion	10.1	11.5
Passing Touchdowns	4	4
TOTAL OFFENSE YARDS	258	289
Total offense plays	50	46
Average Gain Per Play	5.2	6.3
Fumbles: Number-Lost	0-0	3-1
Penalties: Number-Yards	7-44	8-112
KICKOFFS-YARDS	9-475	7-330
Average Yards Per Kickoff	52.8	47.1
Net Yards Per Kickoff	40.4	38.6
Touchbacks	2	1
MFG Returns: Number-Yards-TD	0-0-0	1-14-0
Average Per Return	0.0	14.0
Kickoff returns: Number-Yds-TD	6-55-0	6-101-0
Average Per Return	9.2	16.8
Interceptions: Number-Yds-TD	6-63-2	2-20-0
Fumble Returns: Number-Yds-TD	0-0-0	0-0-0
Miscellaneous Yards	-5	-32
Possession Time	33:23	26:37
1st Quarter	10:30	4:30
2nd Quarter	7:56	7:04
3rd Quarter	6:39	8:21
4th Quarter	8:18	6:42
Third-Down Conversions	5 of 9	1 of 4
Fourth-Down Conversions	1 of 3	0 of 1
Red-Zone Scores-Chances	4-6	2-4
Touchdowns	4-6	2-4
Field goals	0-6	0-4
Sacks By: Number-Yards	4-29	1-7
PAT Kicks	7-8	3-5
2-Point drop-kick PATs	0-0	0-0
Field Goals	0-1	0-1
4-Point drop kick FGs	0-0	0-0
Touchdowns (Rush-Pass-Return)	2-4-2	1-4-0

Score by Quarters	1	2	3	4	Total
San Antonio Talons	14	21	2	20	57
Cleveland Gladiators	7	14	0	12	33

Rushing	No.	Gain	Loss	Net	TD	Lg	Avg
Dieker, Chris	3	38	12	26	1	38	8.7
Franklin, C.	1	8	0	8	0	8	8.0
Steiner, Derik	1	1	0	1	0	1	1.0
Totals	5	47	12	35	1	38	7.0

Passing	C-A-I	Yds	TD	Long	Sack
Zbydniewski, B.	14-27-6	175	3	31	3
Dieker, Chris	8-10-0	108	1	46	1
TEAM	0-0-0	-29	0	0	0
Totals	22-37-6	254	4	46	4

Receiving	No.	Yards	TD	Long
Lewis, Thyron	8	157	3	46
Goodman, D.	8	70	1	16
Howard, Jamar	5	40	0	14
Cobb, CJ	1	16	0	16
Totals	22	283	4	46

2013 CLEVELAND GLADIATORS POSTSEASON MEDIA GUIDE

2013 GAME SUMMARIES

GAME 9

Saturday, May 25, 2013 - Pittsburgh, PA
Pittsburgh Power 55, CLEVELAND GLADIATORS 44
Consol Energy Center - 5,340

Qtr	Time	Scoring play	CLE	PIT
1st	04:30	PIT - WASHINGTON, Mike 16 yd pass from SHEFFIELD, Steven (RAUCH, Julian kick), 1-16 0:19	FIRST DOWNS	16
	00:06	CLE - LEWIS, Thyron 19 yd pass from ZBYDNIIEWSKI, Bryan (PETTREY, Aaron kick), 6-43 3:47	RUSHES-YARDS (NET)	5-23
2nd	12:44	PIT - STAFFORD, Kenny 32 yd pass from SHEFFIELD, Steven (RAUCH, Julian kick), 3-46 2:09	PASSING YDS (NET)	194
	07:56	CLE - BYRD, Terrill 3 yd run (PETTREY, Aaron kick), 5-30 4:16	Passes Att-Comp-Int	40-19-1
	04:21	PIT - SHEFFIELD, Steven 6 yd run (RAUCH, Julian kick), 4-47 3:02	TOTAL OFFENSE PLAYS-YARDS	48-217
	01:24	CLE - HOWARD, Jamar 12 yd pass from ZBYDNIIEWSKI, Bryan (PETTREY, Aaron kick), 4-46 2:23	Fumble Returns-Yards	0-0
	00:14	PIT - STAFFORD, Kenny 17 yd pass from SHEFFIELD, Steven (RAUCH, Julian kick), 3-45 0:40	Kickoff Returns-Yards	7-71
	00:00	CLE - PETTREY, Aaron 36 yd field goal, 2-12 0:10	Interception Returns-Yards	2-45
3rd	10:23	CLE - FRANKLIN, Carlese 3 yd run (PETTREY, Aaron kick), 3-45 1:32	Fumbles-Lost	1-0
	04:07	CLE - GOODMAN, Dominick 6 yd pass from ZBYDNIIEWSKI, Bryan (PETTREY, Aaron kick), 5-21 3:00	Penalties-Yards	9-83
4th	13:58	CLE - PHINISEE, Joe 49 yd interception return (PETTREY, Aaron kick failed)	Possession Time	32:21
	13:18	PIT - LEFLORE, Chris 56 yd kickoff return (SHEFFIELD, Steven pass failed)	Third-Down Conversions	2 of 9
	08:52	PIT - WASHINGTON, Mike 10 yd pass from SHEFFIELD, Steven (RAUCH, Julian kick), 2-15 1:10	Fourth-Down Conversions	1 of 4
	02:39	PIT - WASHINGTON, Mike 17 yd pass from SHEFFIELD, Steven (RAUCH, Julian kick), 4-30 3:50	Red-Zone Scores-Chances	3-3
	01:04	PIT - TALLEY, Julian 34 yd pass from SHEFFIELD, Steven (RAUCH, Julian kick), 1-34 0:26	Sacks By: Number-Yards	1-6

Score by Quarters	1	2	3	4	Total
Cleveland Gladiators	7	17	14	6	44
Pittsburgh Power	7	21	0	27	55

RUSHING: Cleveland Gladiators-ZBYDNIIEWSKI, Bryan 2-11; HARRELL, Clay 1-6; BYRD, Terrill 1-3; FRANKLIN, Carlese 1-3. Pittsburgh Power-SHEFFIELD, Steven 5-19.

PASSING: Cleveland Gladiators-ZBYDNIIEWSKI, Bryan 19-38-1-204; GOODMAN, Dominick 0-2-0-0; TEAM 0-0-0-minus 10. Pittsburgh Power-SHEFFIELD, Steven 18-30-2-286; TEAM 0-0-0-minus 6.

RECEIVING: Cleveland Gladiators-LEWIS, Thyron 5-107; HOWARD, Jamar 5-32; GOODMAN, Dominick 5-25; FRANKLIN, Carlese 4-40. Pittsburgh Power-STAFFORD, Kenny 6-119; TALLEY, Julian 6-99; WASHINGTON, Mike 6-68.

INTERCEPTIONS: Cleveland Gladiators-PHINISEE, Joe 1-49; NORMAN, Marrio 1-minus 4. Pittsburgh Power-FREEMAN, Brandon 1-1.

FUMBLES: Cleveland Gladiators-ZBYDNIIEWSKI, Bryan 1-0. Pittsburgh Power-SHEFFIELD, Steven 1-1.

2013 CLEVELAND GLADIATORS POSTSEASON MEDIA GUIDE

2013 GAME SUMMARIES

GAME 10

Saturday, June 1, 2013 - New Orleans, LA
New Orleans VooDoo 60, CLEVELAND GLADIATORS 49
Mercedes Benz Superdome - 4,148

SCORING SUMMARY					CLE	NOV
1st	14:25	NOV	MORGAN, Donovan 6 yd pass from ROCCO, Kurt (CISMESIA, Gary kick)	1 play, 6 yards, TOP 0:35	0	7
	10:23	CLE	LEWIS, Thyron 25 yd pass from DIEKER, Chris (PETTREY, Aaron kick)	6 plays, 45 yards, TOP 3:15	7	7
	07:51	NOV	MORGAN, Donovan 17 yd pass from ROCCO, Kurt (CISMESIA, Gary kick)	3 plays, 36 yards, TOP 1:40	7	14
	04:00	CLE	FRANKLIN, Carlese 26 yd pass from DIEKER, Chris (PETTREY, Aaron kick failed)	5 plays, 46 yards, TOP 3:02	13	14
	00:22	NOV	MORGAN, Donovan 30 yd pass from ROCCO, Kurt (CISMESIA, Gary kick)	5 plays, 47 yards, TOP 2:46	13	21
2nd	13:56	NOV	CASTILLE, L.J. 8 yd pass from ROCCO, Kurt (CISMESIA, Gary kick)	1 play, 8 yards, TOP 0:09	13	28
	07:02	NOV	MORGAN, Donovan 29 yd pass from ROCCO, Kurt (CISMESIA, Gary kick)	4 plays, 28 yards, TOP 2:32	13	35
	00:48	CLE	GOODMAN, Dominick 4 yd pass from DIEKER, Chris (PETTREY, Aaron kick)	8 plays, 45 yards, TOP 5:24	20	35
	00:09	NOV	SMITH, Courtney 3 yd pass from ROCCO, Kurt (CISMESIA, Gary kick)	6 plays, 46 yards, TOP 0:32	20	42
3rd	11:02	CLE	STEINER, Derik 9 yd run (PETTREY, Aaron kick failed)	2 plays, 12 yards, TOP 0:50	26	42
	06:22	NOV	SMITH, Courtney 23 yd pass from ROCCO, Kurt (CISMESIA, Gary kick)	5 plays, 45 yards, TOP 3:53	26	49
	01:53	NOV	CASTILLE, L.J. 46 yd interception return (CISMESIA, Gary kick)		26	56
	00:00	CLE	GOODMAN, Dominick 3 yd pass from DIEKER, Chris (PETTREY, Aaron kick)	2 plays, 3 yards, TOP 0:53	33	56
4th	11:12	NOV	MCGLENN, Camero 38 yd interception return (CISMESIA, Gary kick)		33	63
	05:26	CLE	DIEKER, Chris 11 yd run (PETTREY, Aaron kick)	6 plays, 34 yards, TOP 4:52	40	63
	01:46	NOV	CASTILLE, L.J. 17 yd pass from DIXON, Chris (CISMESIA, Gary kick failed)	5 plays, 30 yards, TOP 2:46	40	69

Score by Quarters	1	2	3	4	Score
Cleveland Gladiators	13	7	13	7	40
New Orleans VooDoo	21	21	14	13	69

RUSHING	No.	Gain	Loss	Net	TD	Lg	Avg.
STEINER, Derik	1	9	0	9	1	9	9.0
GOODMAN, Dominick	1	0	2	-2	0	0	-2.0
DIEKER, Chris	8	19	22	-3	1	11	-0.4
Totals...	10	28	24	4	2	11	0.4

PASSING	Cmp-Att-Int	Yds	TD	Long	Sack
DIEKER, Chris	27-42-3	239	4	26	5
Totals...	27-42-3	239	4	26	5

RECEIVING	No.	Yds	TD	Lg
GOODMAN, Dominick	12	85	2	16
FRANKLIN, Carlese	7	74	1	26
HOWARD, Jamar	3	26	0	14
LEWIS, Thyron	2	41	1	25
STEINER, Derik	2	11	0	9
COBB, C.J.	1	2	0	2
Totals...	27	239	4	26

Team Totals	CLE	NOV
NET YARDS RUSHING	4	6
Rushing Attempts	10	4
Average Per Rush	0.4	1.5
Rushing Touchdowns	2	0
NET YARDS PASSING	239	267
Completions-Attempts-Int	27-42-3	23-32-0
Average Per Attempt	5.7	8.3
Average Per Completion	8.9	11.6
Passing Touchdowns	4	8
TOTAL OFFENSE YARDS	243	273
Total offense plays	52	36
Average Gain Per Play	4.7	7.6
Fumbles: Number-Lost	2-1	1-1
Penalties: Number-Yards	5-26	10-66
KICKOFFS-YARDS	6-342	10-569
Average Yards Per Kickoff	57.0	56.9
Net Yards Per Kickoff	45.0	39.7
Touchbacks	2	2
MFG Returns: Number-Yards-TD	0-0-0	0-0-0
Average Per Return	0.0	0.0
Kickoff returns: Number-Yds-TD	8-168-0	4-68-0
Average Per Return	21.0	17.0
Interceptions: Number-Yds-TD	0-0-0	3-84-2
Fumble Returns: Number-Yds-TD	1-9-0	0-0-0
Miscellaneous Yards	0	0
Possession Time	36:10	23:50
1st Quarter	7:53	7:07
2nd Quarter	10:08	4:52
3rd Quarter	11:44	3:16
4th Quarter	6:25	8:35
Third-Down Conversions	3 of 7	3 of 6
Fourth-Down Conversions	2 of 4	2 of 3
Red-Zone Scores-Chances	3-3	3-3
Sacks By: Number-Yards	1-1	5-22
PAT Kicks	4-6	9-10
2-Point drop-kick PATs	0-0	0-0
Field Goals	0-0	0-0
4-Point drop kick FGs	0-0	0-0
Touchdowns (Rush-Pass-Return)	2-4-0	0-8-2

2013 CLEVELAND GLADIATORS POSTSEASON MEDIA GUIDE

2013 GAME SUMMARIES

GAME 11

Friday, June 7, 2013 - Cleveland, OH

Iowa Barnstormers 37, CLEVELAND GLADIATORS 33

Quicken Loans Arena - 7,685

Qtr	Time	Scoring Play	V-H	IOWA	CLE
1st	10:55	CLE - Howard, Jamar 8 yd pass from Dieker, Chris (Pettrey, Aaron kick), 3-18 1:34	0 - 7		
	01:17	IOWA - Reynolds, D. 7 yd pass from Raternik, J.J. (Scaccia, F. kick), 5-45 2:49	7 - 7		
2nd	08:50	CLE - Lewis, Thyron 6 yd pass from Dieker, Chris (Pettrey, Aaron kick blockd), 10-34 6:53	7 - 13		
	06:24	IOWA - Reynolds, D. 36 yd pass from Raternik, J.J. (Scaccia, F. kick), 3-47 1:37	14 - 13		
3rd	08:29	CLE - Goodman, D. 7 yd pass from Dieker, Chris (Pettrey, Aaron kick blockd), 9-42 6:20	14 - 19		
	08:29	IOWA - Benton, Ter'Ren PAT return	16 - 19		
4th	13:20	CLE - Dieker, Chris 1 yd run (Pettrey, Aaron kick), 6-42 3:31	16 - 26		
	09:13	IOWA - Thomas, Marco 12 yd pass from Raternik, J.J. (Scaccia, F. kick), 5-43 3:17	23 - 26		
	05:19	IOWA - Glanton, De'Mon 56 yd interception return (Scaccia, F. kick)	30 - 26		
	00:46	CLE - Dieker, Chris 4 yd run (Pettrey, Aaron kick), 7-48 3:43	30 - 33		
	00:13	IOWA - Reynolds, D. 12 yd pass from Raternik, J.J. (Scaccia, F. kick), 5-45 0:33	37 - 33		

Score by Quarters	1	2	3	4	Total
Iowa Barnstormers	7	7	2	21	37
Cleveland Gladiators	7	6	6	14	33

Rushing	No.	Gain	Loss	Net	TD	Lg	Avg
Dieker, Chris	8	24	1	23	2	10	2.9
Howard, Jamar	1	2	0	2	0	2	2.0
Totals	9	26	1	25	2	10	2.8

Passing	C-A-I	Yds	TD	Long	Sack
Dieker, Chris	30-47-2	250	3	20	2
TEAM	0-0-0	-12	0	0	0
Totals	30-47-2	238	3	20	2

Receiving	No.	Yards	TD	Long
Goodman, D.	18	131	1	13
Lewis, Thyron	9	89	1	20
Howard, Jamar	2	24	1	16
Steiner, Derik	1	6	0	6
Totals	30	250	3	20

	IOWA	CLE
FIRST DOWNS	14	25
Rushing	0	3
Passing	12	18
Penalty	2	4
NET YARDS RUSHING	0	25
Rushing Attempts	0	9
Average Per Rush	0.0	2.8
Rushing Touchdowns	0	2
NET YARDS PASSING	205	238
Completions-Attempts-Int	22-32-1	30-47-2
Average Per Attempt	6.4	5.1
Average Per Completion	9.3	7.9
Passing Touchdowns	4	3
TOTAL OFFENSE YARDS	205	263
Total offense plays	34	58
Average Gain Per Play	6.0	4.5
Fumbles: Number-Lost	0-0	0-0
Penalties: Number-Yards	10-70	12-71
KICKOFFS-YARDS	6-329	6-331
Average Yards Per Kickoff	54.8	55.2
Net Yards Per Kickoff	46.0	43.2
Touchbacks	3	3
MFG Returns: Number-Yards-TD	0-0-0	1-20-0
Average Per Return	0.0	20.0
Kickoff returns: Number-Yds-TD	3-57-0	4-38-0
Average Per Return	19.0	9.5
Interceptions: Number-Yds-TD	2-56-1	1-11-0
Fumble Returns: Number-Yds-TD	0-0-0	0-0-0
Miscellaneous Yards	0	0
Possession Time	24:03	35:57
1st Quarter	9:24	5:36
2nd Quarter	3:17	11:43
3rd Quarter	6:00	9:00
4th Quarter	5:22	9:38
Third-Down Conversions	3 of 6	4 of 8
Fourth-Down Conversions	0 of 2	2 of 3
Red-Zone Scores-Chances	1-2	5-6
Touchdowns	1-2	5-6
Field goals	0-2	0-6
Sacks By: Number-Yards	2-12	2-14
PAT Kicks	5-5	3-5
2-Point drop-kick PATs	0-0	0-0
Field Goals	0-1	0-1
4-Point drop kick FGs	0-0	0-0
Touchdowns (Rush-Pass-Return)	0-4-1	2-3-0

2013 CLEVELAND GLADIATORS POSTSEASON MEDIA GUIDE

2013 GAME SUMMARIES

GAME 12

Saturday, June 15, 2013 - Orlando, FL
Orlando Predators 62, CLEVELAND GLADIATORS 55
Amway Center - 11,469

Scoring Summary:

1st 12:00 ORL - Toliver, T.T. 3 yd pass from Garcia, Aaron (Lewis, Mark kick)
6 plays, 43 yards, TOP 3:00, CLE 0 - ORL 7
10:30 CLE - Lewis, Thyron 15 yd pass from Dieker, Chris (Pettrey, Aaron kick)
3 plays, 45 yards, TOP 1:30, CLE 7 - ORL 7
08:00 ORL - Rodriguez, Prec 9 yd pass from Garcia, Aaron (Lewis, Mark kick failed)
6 plays, 45 yards, TOP 2:30, CLE 7 - ORL 13
04:30 ORL - Benson, Mykel 1 yd run (Lewis, Mark kick)
3 plays, 7 yards, TOP 1:30, CLE 7 - ORL 20
04:15 CLE - Franklin, Carle 56 yd kickoff return (Pettrey, Aaron kick)
CLE 14 - ORL 20
2nd 11:30 ORL - Benson, Mykel 5 yd run (Lewis, Mark kick)
6 plays, 43 yards, TOP 3:15, CLE 14 - ORL 27
08:30 CLE - Franklin, Carle 45 yd pass from Dieker, Chris (Pettrey, Aaron kick)
4 plays, 45 yards, TOP 2:30, CLE 21 - ORL 27
03:33 CLE - Dieker, Chris 14 yd run (Pettrey, Aaron kick)
7 plays, 44 yards, TOP 2:42, CLE 28 - ORL 27
00:10 ORL - Toliver, T.T. 7 yd pass from Garcia, Aaron (Lewis, Mark kick)
4 plays, 40 yards, TOP 2:50, CLE 28 - ORL 34
3rd 10:30 ORL - Benson, Mykel 1 yd run (Lewis, Mark kick)
4 plays, 15 yards, TOP 1:30, CLE 28 - ORL 41
08:30 ORL - Toliver, T.T. 49 yd pass from Garcia, Aaron (Lewis, Mark kick)
1 play, 49 yards, TOP 0:15, CLE 28 - ORL 48
06:45 CLE - Goodman, Domini 23 yd pass from Dieker, Chris (Pettrey, Aaron kick)
4 plays, 48 yards, TOP 1:45, CLE 35 - ORL 48
4th 14:45 ORL - Geathers, Jason 27 yd pass from Garcia, Aaron (Lewis, Mark kick)
2 plays, 46 yards, TOP 7:00, CLE 35 - ORL 55
12:30 CLE - Goodman, Domini 15 yd pass from Dieker, Chris (Pettrey, Aaron kick)
3 plays, 36 yards, TOP 2:00, CLE 42 - ORL 55
10:00 CLE - Lewis, Thyron 29 yd pass from Dieker, Chris (Pettrey, Aaron kick failed)
4 plays, 40 yards, TOP 2:15, CLE 48 - ORL 55
03:00 CLE - Lewis, Thyron 14 yd pass from Dieker, Chris (Pettrey, Aaron kick)
5 plays, 40 yards, TOP 3:00, CLE 55 - ORL 55
00:03 ORL - Rodriguez, Prec 5 yd pass from Garcia, Aaron (Lewis, Mark kick)
7 plays, 42 yards, TOP 2:27, CLE 55 - ORL 62

	CLE	ORL
FIRST DOWNS	19	24
Rushing.....	4	3
Passing.....	13	18
Penalty.....	2	3
NET YARDS RUSHING	75	15
Rushing Attempts.....	10	7
Average Per Rush.....	7.5	2.1
Rushing Touchdowns.....	1	3
NET YARDS PASSING	269	343
Completions-Attempts-Int....	20-35-0	30-45-0
Average Per Attempt.....	7.7	7.6
Average Per Completion.....	13.4	11.4
Passing Touchdowns.....	6	6
TOTAL OFFENSE YARDS	344	358
Total offense plays.....	45	52
Average Gain Per Play.....	7.6	6.9
Fumbles: Number-Lost.....	2-1	2-2
Penalties: Number-Yards.....	4-58	7-121
KICKOFFS-YARDS	6-340	10-564
Average Yards Per Kickoff...	56.7	56.4
Net Yards Per Kickoff.....	46.2	42.0
Touchbacks.....	2	5
MFG Returns: Number-Yards-TD..	0-0-0	0-0-0
Average Per Return.....	0.0	0.0
Kickoff returns: Number-Yds-TD	5-119-1	5-53-0
Average Per Return.....	23.8	10.6
Interceptions: Number-Yds-TD..	0-0-0	0-0-0
Fumble Returns: Number-Yds-TD.	0-0-0	0-0-0
Miscellaneous Yards.....	1	-1
Possession Time	32:30	32:00
1st Quarter.....	12:15	7:00
2nd Quarter.....	6:35	8:40
3rd Quarter.....	5:40	9:20
4th Quarter.....	8:00	7:00
Third-Down Conversions.....	3 of 7	4 of 8
Fourth-Down Conversions.....	2 of 4	3 of 4
Red-Zone Scores-Chances.....	0-1	7-8
Touchdowns.....	0-1	7-8
Field goals.....	0-1	0-8
Sacks By: Number-Yards.....	0-0	0-0
PAT Kicks	7-8	8-9
2-Point drop-kick PATs.....	0-0	0-0
Field Goals.....	0-0	0-0
4-Point drop kick FGs.....	0-0	0-0
Touchdowns (Rush-Pass-Return).	1-6-1	3-6-0

Rushing	No	Gain	Loss	Net	TD	Lg	Avg
Dieker, Chris	7	62	0	62	1	27	8.9
Steiner, Derik	1	9	0	9	0	9	9.0
Franklin, Carle	1	7	0	7	0	7	7.0
Lewis, Thyron	1	0	3	-3	0	0	-3.0
Totals...	10	78	3	75	1	27	7.5

Passing	Cmp	Att	Int	Yds	TD	Long	Sack
Dieker, Chris	20	35	0	269	6	45	0
Totals...	20	35	0	269	6	45	0

Receiving	No.	Yds	TD	Long
Goodman, Domini	8	97	2	23
Lewis, Thyron	6	86	3	29
Franklin, Carle	4	67	1	45
Steiner, Derik	1	16	0	16
Pearcy, Cody	1	3	0	3
Totals...	20	269	6	45

Score by Quarters	1	2	3	4	Score
Cleveland Gladiators	14	14	7	20	- 55
Orlando Predators...	20	14	14	14	- 62

2013 CLEVELAND GLADIATORS POSTSEASON MEDIA GUIDE

2013 GAME SUMMARIES

GAME 13

Saturday, June 22, 2013 - Jacksonville, FL

Jacksonville Sharks 43, CLEVELAND GLADIATORS 41

Sea Best Field at Jacksonville Veterans Memorial Arena - 8,708

SCORING SUMMARY				CLE - JAX
1st	10:18	JAX	WHITE, Markee 2 yd pass from ROWLEY, Kyle (CAPOZZOLI, Marco kick) 2 plays, 4 yards, TOP 1:49	0 - 7
	05:45	CLE	FRANKLIN, Carlese 15 yd pass from DIEKER, Chris (PETTREY, Aaron kick) 6 plays, 41 yards, TOP 3:29	7 - 7
	01:04	CLE	JACKSON, LaRoche 32 yd interception return (PETTREY, Aaron kick)	14 - 7
2nd	12:02	JAX	HUGHLEY, Jeff 14 yd pass from ROWLEY, Kyle (CAPOZZOLI, Marco kick) 5 plays, 46 yards, TOP 2:58	14 - 14
	00:34	JAX	ROWLEY, Kyle 1 yd run (CAPOZZOLI, Marco kick) 8 plays, 27 yards, TOP 2:00	14 - 21
3rd	11:05	JAX	HARVEY, Jeron 5 yd pass from ROWLEY, Kyle (CAPOZZOLI, Marco kick failed) 6 plays, 30 yards, TOP 3:30	14 - 27
	05:51	CLE	GOODMAN, Dominick 6 yd pass from DIEKER, Chris (PETTREY, Aaron kick failed) 6 plays, 30 yards, TOP 4:14	20 - 27
	00:33	JAX	CAPOZZOLI, Marco 25 yd field goal 6 plays, 19 yards, TOP 4:14	20 - 30
4th	12:41	CLE	FRANKLIN, Carlese 6 yd pass from DIEKER, Chris (PETTREY, Aaron kick) 5 plays, 45 yards, TOP 2:42	27 - 30
	08:25	CLE	GOODMAN, Dominick 10 yd pass from DIEKER, Chris (PETTREY, Aaron kick) 4 plays, 40 yards, TOP 2:38	34 - 30
	02:43	JAX	CRAWFORD, Londo 1 yd run (CAPOZZOLI, Marco kick) 8 plays, 47 yards, TOP 4:42	34 - 37
	01:15	JAX	ROBINSON, Micheaux 12 yd interception return (CAPOZZOLI, Marco kick failed)	34 - 43
	00:33	CLE	STEINER, Derik 23 yd pass from DIEKER, Chris (PETTREY, Aaron kick) 3 plays, 48 yards, TOP 0:25	41 - 43

Score by Quarters	1	2	3	4	Score
Cleveland Gladiators	14	0	6	21	41
Jacksonville Sharks	7	14	9	13	43

RUSHING	No.	Gain	Loss	Net	TD	Lg	Avg.
STEINER, Derik	1	26	0	26	0	26	26.0
DIEKER, Chris	6	21	0	21	0	10	3.5
FRANKLIN, Carlese	1	10	0	10	0	10	10.0
Totals...	8	57	0	57	0	26	7.1

PASSING	Cmp-Att-Int	Yds	TD	Long	Sack
DIEKER, Chris	20-30-1	222	5	23	3
TEAM	0-0-0	-15	0	0	0
Totals...	20-30-1	207	5	23	3

RECEIVING	No.	Yds	TD	Lg
FRANKLIN, Carlese	6	81	2	20
GOODMAN, Dominick	5	43	2	21
LEWIS, Thyron	5	41	0	19
STEINER, Derik	1	23	1	23
PEARCY, Cody	1	13	0	13
DIEKER, Chris	1	13	0	13
NORMAN, Marrio	1	8	0	8
Totals...	20	222	5	23

Team Totals	CLE	JAX
FIRST DOWNS	19	18
Rushing	4	2
Passing	13	13
Penalty	2	3
NET YARDS RUSHING	57	6
Rushing Attempts	8	10
Average Per Rush	7.1	0.6
Rushing Touchdowns	0	2
NET YARDS PASSING	207	224
Completions-Attempts-Int	20-30-1	25-36-3
Average Per Attempt	6.9	6.2
Average Per Completion	10.4	9.0
Passing Touchdowns	5	3
TOTAL OFFENSE YARDS	264	230
Total offense plays	41	48
Average Gain Per Play	6.4	4.8
Fumbles: Number-Lost	3-2	3-1
Penalties: Number-Yards	10-49	7-40
KICKOFFS-YARDS	6-346	7-377
Average Yards Per Kickoff	57.7	53.9
Net Yards Per Kickoff	42.0	43.7
Touchbacks	0	3
MFG Returns: Number-Yards-TD	0-0-0	0-0-0
Average Per Return	0.0	0.0
Kickoff returns: Number-Yds-TD	5-56-0	5-94-0
Average Per Return	11.2	18.8
Interceptions: Number-Yds-TD	3-41-1	1-12-1
Fumble Returns: Number-Yds-TD	0-0-0	1-7-0
Miscellaneous Yards	0	-11
Possession Time	27:20	32:40
1st Quarter	8:30	6:30
2nd Quarter	5:14	9:46
3rd Quarter	6:06	8:54
4th Quarter	7:30	7:30
Third-Down Conversions	2 of 5	5 of 9
Fourth-Down Conversions	1 of 2	1 of 2
Red-Zone Scores-Chances	2-3	5-7
Sacks By: Number-Yards	2-6	3-15
PAT Kicks	5-6	4-6
2-Point drop-kick PATs	0-0	0-0
Field Goals	0-1	1-1
4-Point drop kick FGs	0-0	0-0
Touchdowns (Rush-Pass-Return)	0-5-1	2-3-1

2013 CLEVELAND GLADIATORS POSTSEASON MEDIA GUIDE

2013 GAME SUMMARIES

GAME 14

Saturday, June 29, 2013 - Cleveland, OH
Philadelphia Soul 66, CLEVELAND GLADIATORS 57
Quicken Loans Arena - 7,909

Qtr	Time	Scoring Play	V-H	PHL	CLE
1st	11:21	PHL - Ross, Derrick 3 yd run (Martinez, C. kick), 5-45 3:39	7 - 0		
	10:11	CLE - Franklin, C. 42 yd pass from Dieker, Chris (Pettrey, Aaron kick), 1-42 0:23	7 - 7		
	06:50	PHL - Thurman, Andrae 25 yd pass from Raudabaugh, Dan (Martinez, C. kick), 4-46 2:27	14 - 7		
	00:21	PHL - McDaniel, Ryan 4 yd pass from Raudabaugh, Dan (Martinez, C. kick), 5-30 2:48	21 - 7		
2nd	12:31	CLE - Dieker, Chris 21 yd run (Pettrey, Aaron kick failed), 4-45 2:22	21 - 13		
	10:14	CLE - Dieker, Chris 2 yd run (Pettrey, Aaron kick), 2-26 1:34	21 - 20		
	06:14	PHL - Jones, Anthony 9 yd pass from Raudabaugh, Dan (Martinez, C. kick), 5-45 3:13	28 - 20		
	04:38	CLE - Goodman, D. 35 yd pass from Dieker, Chris (Pettrey, Aaron kick), 1-35 1:36	28 - 27		
	03:09	PHL - Thurman, Andrae 38 yd pass from Raudabaugh, Dan (Martinez, C. kick), 2-46 0:54	35 - 27		
	00:13	PHL - McDaniel, Ryan 13 yd pass from Raudabaugh, Dan (Martinez, C. kick), 5-45 0:52	42 - 27		
	00:00	CLE - Pettrey, Aaron 35 yd field goal, 4-24 0:13	42 - 30		
3rd	07:25	CLE - Franklin, C. 6 yd pass from Dieker, Chris (Pettrey, Aaron kick), 11-45 7:35	42 - 37		
	06:35	PHL - Thurman, Andrae 55 yd kickoff return (Martinez, C. kick)	49 - 37		
4th	10:58	PHL - Martinez, C. 24 yd field goal, 9-33 5:45	52 - 37		
	06:15	CLE - Percy, Cody 12 yd pass from Dieker, Chris (Pettrey, Aaron kick), 7-48 4:26	52 - 44		
	04:23	PHL - Thurman, Andrae 19 yd pass from Raudabaugh, Dan (Martinez, C. kick), 2-30 1:04	59 - 44		
	00:50	CLE - Dieker, Chris 3 yd run (Pettrey, Aaron kick), 6-39 2:45	59 - 51		
	00:47	PHL - Brackin, Larry 15 yd kickoff return (Martinez, C. kick)	66 - 51		
	00:14	CLE - Percy, Cody 7 yd pass from Dieker, Chris (Pettrey, Aaron kick failed), 5-40 0:30	66 - 57		

Score by Quarters	1	2	3	4	Total
Philadelphia Soul	21	21	7	17	66
Cleveland Gladiators	7	23	7	20	57

FIRST DOWNS	21	23
Rushing	3	4
Passing	16	17
Penalty	2	2
NET YARDS RUSHING	44	42
Rushing Attempts	9	9
Average Per Rush	4.9	4.7
Rushing Touchdowns	1	3
NET YARDS PASSING	279	334
Completions-Attempts-Int	25-28-0	27-41-1
Average Per Attempt	10.0	8.1
Average Per Completion	11.2	12.4
Passing Touchdowns	6	5
TOTAL OFFENSE YARDS	323	376
Total offense plays	38	51
Average Gain Per Play	8.5	7.4
Fumbles: Number-Lost	1-1	1-1
Penalties: Number-Yards	4-32	6-35
KICKOFFS-YARDS	10-554	8-415
Average Yards Per Kickoff	55.4	51.9
Net Yards Per Kickoff	46.8	39.4
Touchbacks	6	4
MFG Returns: Number-Yards-TD	0-0-0	0-0-0
Average Per Return	0.0	0.0
Kickoff returns: Number-Yds-TD	4-80-2	4-56-0
Average Per Return	20.0	14.0
Interceptions: Number-Yds-TD	1-1-0	0-0-0
Fumble Returns: Number-Yds-TD	0-0-0	0-0-0
Miscellaneous Yards	7	3
Possession Time	25:41	34:19
1st Quarter	10:45	4:15
2nd Quarter	5:59	9:01
3rd Quarter	2:29	12:31
4th Quarter	6:28	8:32
Third-Down Conversions	3 of 4	4 of 8
Fourth-Down Conversions	0 of 0	2 of 2
Red-Zone Scores-Chances	4-4	4-6
Touchdowns	3-4	4-6
Field goals	1-4	0-6
Sacks By: Number-Yards	1-5	1-6
PAT Kicks	9-9	6-8
2-Point drop-kick PATs	0-0	0-0
Field Goals	1-1	1-2
4-Point drop kick FGs	0-0	0-0
Touchdowns (Rush-Pass-Return)	1-6-2	3-5-0

Rushing	No.	Gain	Loss	Net	TD	Lg	Avg
Dieker, Chris	6	29	0	29	3	21	4.8
Steiner, Derik	2	10	0	10	0	8	5.0
Franklin, C.	1	3	0	3	0	3	3.0
Totals	9	42	0	42	3	21	4.7

Passing	C-A-I	Yds	TD	Long	Sack
Dieker, Chris	27-41-1	339	5	42	1
TEAM	0-0-0	-5	0	0	0
Totals	27-41-1	334	5	42	1

Receiving	No.	Yards	TD	Long
Goodman, D.	11	113	1	35
Franklin, C.	9	155	2	42
Lewis, Thyron	4	44	0	13
Pearcy, Cody	2	19	2	12
Steiner, Derik	1	8	0	8
Totals	27	339	5	42

2013 CLEVELAND GLADIATORS POSTSEASON MEDIA GUIDE

2013 GAME SUMMARIES

GAME 15

Saturday, July 6, 2013 - Cleveland, OH
CLEVELAND GLADIATORS 71, Pittsburgh Power 58
 Quicken Loans Arena - 6,857

Qtr	Time	Scoring Play	V-H
1st	11:00	PIT - Talley, Julian 42 yd pass from Sheffield, S. (Rauch, Julian kick), 1-42 0:17	7 - 0
	05:28	CLE - Dieker, Chris 2 yd run (Pettrey, Aaron kick failed), 7-42 6:11	7 - 6
	04:09	CLE - Percy, Cody 0 yd fumble recovery (Pettrey, Aaron kick)	7 - 13
2nd	10:54	CLE - Goodman, D. 7 yd pass from Dieker, Chris (Pettrey, Aaron kick), 5-45 3:31	7 - 20
	09:30	PIT - Washington, M. 43 yd pass from Sheffield, S. (Rauch, Julian kick), 1-43 0:15	14 - 20
	04:59	CLE - Franklin, C. 6 yd pass from Dieker, Chris (Pettrey, Aaron kick), 6-45 3:52	14 - 27
	01:00	PIT - Talley, Julian 22 yd pass from Sheffield, S. (Rauch, Julian kick failed), 5-40 3:15	20 - 27
	00:27	CLE - Lewis, Thyron 21 yd pass from Dieker, Chris (Dieker, Chris rush), 3-45 0:32	20 - 35
	00:00	PIT - Rauch, Julian 19 yd field goal, 6-21 0:25	23 - 35
3rd	13:30	PIT - Talley, Julian 21 yd pass from Sheffield, S. (Rauch, Julian kick), 2-19 2:14	30 - 35
	11:29	PIT - Talley, Julian 21 yd pass from Sheffield, S. (Rauch, Julian kick), 2-27 1:11	37 - 35
	08:31	CLE - Lewis, Thyron 3 yd pass from Dieker, Chris (Dieker, Chris pass failed), 4-31 2:15	37 - 41
	03:25	CLE - Goodman, D. 9 yd pass from Dieker, Chris (Lewis, Thyron pass from Dieker, Chris), 4-10 3:05	37 - 49
	00:16	CLE - Norman, Marrio 54 yd interception return (Dieker, Chris rush)	37 - 57
4th	14:34	PIT - Collins, Tyrone 28 yd pass from Sheffield, S. (Rauch, Julian kick), 1-28 0:21	44 - 57
	09:50	CLE - Dieker, Chris 1 yd run (Dieker, Chris pass failed), 5-46 3:40	44 - 63
	01:53	PIT - Talley, Julian 3 yd pass from Austin, Shane (Austin, Shane pass failed), 1-3 0:33	50 - 63
	00:43	CLE - Dieker, Chris 1 yd run (Percy, Cody pass from Dieker, Chris), 3-9 0:17	50 - 71
	00:18	PIT - Collins, Tyrone 18 yd pass from Austin, Shane (Collins, Tyrone pass from Austin, Shane), 5-30 0:25	58 - 71

	PIT	CLE
FIRST DOWNS	16	27
Rushing	0	6
Passing	13	16
Penalty	3	5
NET YARDS RUSHING	9	52
Rushing Attempts	4	15
Average Per Rush	2.2	3.5
Rushing Touchdowns	0	3
NET YARDS PASSING	309	246
Completions-Attempts-Int	21-33-3	27-33-0
Average Per Attempt	9.4	7.5
Average Per Completion	14.7	9.1
Passing Touchdowns	8	5
TOTAL OFFENSE YARDS	318	298
Total offense plays	38	49
Average Gain Per Play	8.4	6.1
Fumbles: Number-Lost	2-2	2-2
Penalties: Number-Yards	10-103	9-52
KICKOFFS-YARDS	8-383	11-413
Average Yards Per Kickoff	47.9	37.5
Net Yards Per Kickoff	32.0	31.3
Touchbacks	3	1
MFG Returns: Number-Yards-TD	0-0-0	0-0-0
Average Per Return	0.0	0.0
Kickoff returns: Number-Yds-TD	5-64-0	5-112-0
Average Per Return	12.8	22.4
Interceptions: Number-Yds-TD	0-0-0	3-78-1
Fumble Returns: Number-Yds-TD	0-0-0	0-0-1
Miscellaneous Yards	1	-4
Possession Time	23:30	36:30
1st Quarter	4:41	10:19
2nd Quarter	5:10	9:50
3rd Quarter	7:16	7:44
4th Quarter	6:23	8:37
Third-Down Conversions	2 of 5	2 of 6
Fourth-Down Conversions	1 of 2	1 of 2
Red-Zone Scores-Chances	2-3	7-8
Touchdowns	1-3	7-8
Field goals	1-3	0-8
Sacks By: Number-Yards	1-6	1-0
PAT Kicks	5-6	3-4
2-Point drop-kick PATs	0-0	0-0
Field Goals	1-1	0-0
4-Point drop kick FGs	0-0	0-0
Touchdowns (Rush-Pass-Return)	0-8-0	3-5-2

Score by Quarters	1	2	3	4	Total
Pittsburgh Power	7	16	14	21	58
Cleveland Gladiators	13	22	22	14	71

Rushing	No.	Gain	Loss	Net	TD	Lg	Avg
Dieker, Chris	8	32	2	30	3	12	3.8
Steiner, Derik	5	58	43	15	0	44	3.0
Franklin, C.	2	7	0	7	0	4	3.5
Totals	15	97	45	52	3	44	3.5

Passing	C-A-I	Yds	TD	Long	Sack
Dieker, Chris	27-33-0	252	5	21	1
TEAM	0-0-0	-6	0	0	0
Totals	27-33-0	246	5	21	1

Receiving	No.	Yards	TD	Long
Goodman, D.	10	95	2	20
Franklin, C.	8	58	1	14
Lewis, Thyron	6	76	2	21
Steiner, Derik	2	21	0	15
Percy, Cody	1	2	0	2
Totals	27	252	5	21

2013 CLEVELAND GLADIATORS POSTSEASON MEDIA GUIDE

2013 GAME SUMMARIES

GAME 16

Saturday, July 13, 2013 - Rockford, IL
Chicago Rush 68, CLEVELAND GLADIATORS 32
BMO Bank Center - 3,838

Qtr	Time	Scoring play
1st	08:58	CHI - Madson, Colin 15 yd pass from Drone, Luke (Martinez, Jose kick), 2-15 1:08
	00:02	CHI - Gray, Reggie 10 yd pass from Drone, Luke (Martinez, Jose kick), 5-29 3:22
2nd	08:01	CLE - Percy, Cody 19 yd pass from Dieker, Chris (Camay, Craig kick failed), 2-27 1:17
	05:05	CHI - Gray, Reggie 18 yd pass from Drone, Luke (Martinez, Jose kick), 3-20 2:22
	03:53	CLE - Goodman, Domini 15 yd pass from Dieker, Chris (Camay, Craig kick), 1-15 0:25
	00:48	CHI - Jenkins, Jared 2 yd pass from Drone, Luke (Martinez, Jose kick), 6-30 2:25
	00:34	CLE - Goodman, Domini 20 yd pass from Dieker, Chris (Camay, Craig kick), 1-20 0:14
3rd	14:47	CHI - Gray, Reggie 54 yd kickoff return (Martinez, Jose kick)
	13:18	CHI - Drone, Luke 1 yd run (Martinez, Jose kick), 1-1 0:43
	10:55	CHI - Johnson, Taurus 20 yd pass from Drone, Luke (Drone, Luke rush failed), 3-33 1:34
	04:31	CLE - Dieker, Chris 1 yd run (Camay, Craig kick failed), 8-30 5:28
	03:01	CHI - Drone, Luke 6 yd run (Martinez, Jose kick), 1-6 0:48
4th	09:17	CHI - Payne, J.J. 1 yd run (Martinez, Jose kick failed), 7-30 5:43
	04:05	CLE - Harrell, Clay 21 yd run (Dieker, Chris rush failed), 5-37 4:18
	02:49	CHI - Galvin, Jerrick 45 yd pass from Drone, Luke (Martinez, Jose kick), 1-45 0:38

Score by Quarters	1	2	3	4	Total
Cleveland Gladiators	0	20	6	6	32
Chicago Rush	14	14	27	13	68

Rushing	No.	Gain	Loss	Net	TD	Lg	Avg
Harrell, Clay	1	21	0	21	1	21	21.0
Dieker, Chris	8	11	1	10	1	6	1.2
Totals	9	32	1	31	2	21	3.4

Passing	C-A-I	Yds	TD	Long	Sack
Dieker, Chris	11-26-1	128	3	20	1
TEAM	0-0-0	-1	0	0	0
Totals	11-26-1	127	3	20	1

Receiving	No.	Yards	TD	Long
Goodman, Domini	4	50	2	20
Lewis, Thyron	3	39	0	16
Percy, Cody	3	35	1	19
Franklin, Carle	1	4	0	4
Totals	11	128	3	20

	CLE	CHI
FIRST DOWNS	11	19
Rushing	3	5
Passing	6	12
Penalty	2	2
NET YARDS RUSHING	31	53
Rushing Attempts	9	18
Average Per Rush	3.4	2.9
Rushing Touchdowns	2	3
Yards Gained Rushing	32	53
Yards Lost Rushing	1	0
NET YARDS PASSING	127	215
Completions-Attempts-Int	11-26-1	16-24-1
Average Per Attempt	4.9	9.0
Average Per Completion	11.5	13.4
Passing Touchdowns	3	6
TOTAL OFFENSE YARDS	158	268
Total offense plays	36	43
Average Gain Per Play	4.4	6.2
Fumbles: Number-Lost	4-3	1-0
Penalties: Number-Yards	4-33	6-48
PUNTS-YARDS	0-0	0-0
Average Yards Per Punt	0.0	0.0
Net Yards Per Punt	0.0	0.0
Inside 20	0	0
50+ Yards	0	0
Touchbacks	0	0
Fair catch	0	0
KICKOFFS-YARDS	5-257	9-480
Average Yards Per Kickoff	51.4	53.3
Net Yards Per Kickoff	39.4	35.6
Touchbacks	1	0
Punt returns: Number-Yards-TD	0-0-0	0-0-0
Average Per Return	0.0	0.0
Kickoff returns: Number-Yds-TD	10-160-0	2-55-1
Average Per Return	16.0	27.5
Interceptions: Number-Yds-TD	1-19-0	1-18-0
Fumble Returns: Number-Yds-TD	0-0-0	2-5-0
Miscellaneous Yards	0	-2
Possession Time	28:43	31:17
1st Quarter	6:00	9:00
2nd Quarter	5:17	9:43
3rd Quarter	9:25	5:35
4th Quarter	8:01	6:59
Third-Down Conversions	1 of 7	2 of 5
Fourth-Down Conversions	3 of 6	2 of 2
Red-Zone Scores-Chances	3-4	7-10
Touchdowns	3-4	7-10
Field goals	0-4	0-10
Sacks By: Number-Yards	1-5	1-1
PAT Kicks	2-4	8-9
Field Goals	0-0	0-2

2013 CLEVELAND GLADIATORS POSTSEASON MEDIA GUIDE

2013 GAME SUMMARIES

GAME 17

Saturday, July 20, 2013 - Cleveland, OH
CLEVELAND GLADIATORS 65, Orlando Predators 62
Quicken Loans Arena - 8,512

Qtr	Time	Scoring Play	V-H
1st	13:47	ORL - Tolliver, T.T. 32 yd pass from Garcia, Aaron (Lewis, Mark kick), 2-50 1:13	7 - 0
	09:03	CLE - Lewis, Thyron 30 yd pass from Dieker, Chris (Camay, Craig kick), 6-42 3:54	7 - 7
	06:56	ORL - Tolliver, T.T. 35 yd pass from Garcia, Aaron (Lewis, Mark kick), 3-45 1:41	14 - 7
	02:21	CLE - Goodman, D. 7 yd pass from Dieker, Chris (Camay, Craig kick), 6-49 3:48	14 - 14
2nd	11:01	CLE - Dieker, Chris 4 yd run (Camay, Craig kick failed), 2-8 1:41	14 - 20
	06:46	ORL - Geathers, J. 8 yd pass from Garcia, Aaron (Lewis, Mark kick), 5-46 3:24	21 - 20
	04:52	ORL - Varner, Tanner 13 yd interception return (Lewis, Mark kick)	28 - 20
	02:15	CLE - Lewis, Thyron 47 yd pass from Dieker, Chris (Camay, Craig kick), 3-47 1:45	28 - 27
3rd	10:02	CLE - Goodman, D. 5 yd pass from Dieker, Chris (Camay, Craig kick), 7-24 4:33	28 - 34
	07:51	ORL - Tolliver, T.T. 28 yd pass from Garcia, Aaron (Lewis, Mark kick), 2-45 1:32	35 - 34
	01:43	CLE - Dieker, Chris 4 yd run (Camay, Craig kick), 9-42 5:08	35 - 41
4th	14:18	ORL - Tolliver, T.T. 9 yd pass from Garcia, Aaron (Lewis, Mark kick), 3-47 1:32	42 - 41
	13:04	CLE - Franklin, C. 11 yd pass from Dieker, Chris (Camay, Craig kick), 1-11 0:21	42 - 48
	08:35	ORL - Rodriguez, P. 10 yd pass from Garcia, Aaron (Lewis, Mark kick failed), 5-40 3:40	48 - 48
	05:22	CLE - Lewis, Thyron 30 yd pass from Dieker, Chris (Camay, Craig kick), 4-42 2:28	48 - 55
	00:50	CLE - Camay, Craig 33 yd field goal, 7-19 3:45	48 - 58
	00:41	ORL - Williams, M. 29 yd pass from Garcia, Aaron (Lewis, Mark kick), 1-29 0:04	55 - 58
	00:33	CLE - Goodman, D. 2 yd run (Camay, Craig kick), 1-2 0:03	55 - 65
	00:12	ORL - Tolliver, T.T. 26 yd pass from Garcia, Aaron (Lewis, Mark kick), 2-26 0:07	62 - 65

	ORL	CLE
FIRST DOWNS	21	20
Rushing	0	5
Passing	18	14
Penalty	3	1
NET YARDS RUSHING	6	27
Rushing Attempts	4	9
Average Per Rush	1.5	3.0
Rushing Touchdowns	0	3
NET YARDS PASSING	352	264
Completions-Attempts-Int	22-32-0	24-41-1
Average Per Attempt	11.0	6.4
Average Per Completion	16.0	11.0
Passing Touchdowns	8	6
TOTAL OFFENSE YARDS	358	291
Total offense plays	37	51
Average Gain Per Play	9.7	5.7
Fumbles: Number-Lost	0-0	0-0
Penalties: Number-Yards	8-42	6-45
KICKOFFS-YARDS	7-379	10-543
Average Yards Per Kickoff	54.1	54.3
Net Yards Per Kickoff	41.3	40.2
Touchbacks	1	1
MFG Returns: Number-Yards-TD	0-0-0	0-0-0
Average Per Return	0.0	0.0
Kickoff returns: Number-Yds-TD	9-136-0	7-85-0
Average Per Return	15.1	12.1
Interceptions: Number-Yds-TD	1-13-1	0-0-0
Fumble Returns: Number-Yds-TD	0-0-0	0-0-0
Miscellaneous Yards	0	0
Possession Time	24:12	35:48
1st Quarter	5:41	9:19
2nd Quarter	8:27	6:33
3rd Quarter	3:47	11:13
4th Quarter	6:17	8:43
Third-Down Conversions	0 of 3	8 of 11
Fourth-Down Conversions	0 of 2	1 of 1
Red-Zone Scores-Chances	2-3	5-5
Touchdowns	2-3	5-5
Field goals	0-3	0-5
Sacks By: Number-Yards	1-9	1-1
PAT Kicks	8-9	8-9
2-Point drop-kick PATs	0-0	0-0
Field Goals	0-0	1-1
4-Point drop kick FGs	0-0	0-0
Touchdowns (Rush-Pass-Return)	0-8-1	3-6-0

Score by Quarters	1	2	3	4	Total
Orlando Predators	14	14	7	27	62
Cleveland Gladiators	14	13	14	24	65

Rushing	No.	Gain	Loss	Net	TD	Lg	Avg
Dieker, Chris	4	16	0	16	2	5	4.0
Harrell, Clay	2	10	0	10	0	6	5.0
Goodman, D.	1	2	0	2	1	2	2.0
Schofield, Chad	1	1	0	1	0	1	1.0
Franklin, C.	1	0	2	-2	0	0	-2.0
Totals	9	29	2	27	3	6	3.0

Passing	C-A-I	Yds	TD	Long	Sack
Dieker, Chris	24-41-1	273	6	47	1
TEAM	0-0-0	-9	0	0	0
Totals	24-41-1	264	6	47	1

Receiving	No.	Yards	TD	Long
Goodman, D.	9	59	2	10
Lewis, Thyron	8	153	3	47
Franklin, C.	5	46	1	17
Pearcy, Cody	1	11	0	11
Schofield, Chad	1	4	0	4
Totals	24	273	6	47

2013 CLEVELAND GLADIATORS POSTSEASON MEDIA GUIDE

2013 GAME SUMMARIES

GAME 18

Saturday, July 27, 2013 - Salt Lake City, UT
Utah Blaze 48, CLEVELAND GLADIATORS 46
EnergySolutions Arena - 7,106

SCORING SUMMARY				CLE-UTA
1st	14:05	UTA	STALLINGS, Ben 1 yd pass from GRADY, Tommy (BROTZMAN, Kyle kick failed) 2 plays, 40 yards, TOP 0:55	0 - 6
	05:15	CLE	LEWIS, Thyron 27 yd pass from DIEKER, Chris (CAMAY, Craig kick) 6 plays, 45 yards, TOP 3:54	7 - 6
	02:26	CLE	DIEKER, Chris 4 yd run (CAMAY, Craig kick failed) 1 play, 4 yards, TOP 0:32	13 - 6
2nd	13:53	UTA	TATUM, Tony 25 yd interception return (BROTZMAN, Kyle kick)	13 - 13
	09:39	CLE	FRANKLIN, Carlese 30 yd pass from DIEKER, Chris (CAMAY, Craig kick) 5 plays, 48 yards, TOP 3:16	20 - 13
	05:50	UTA	STALLINGS, Ben 7 yd run (BROTZMAN, Kyle kick) 5 plays, 27 yards, TOP 2:51	20 - 20
	00:00	UTA	HYLAND, David 0 yd blocked FG return (BROTZMAN, Kyle kick)	20 - 27
3rd	14:52	CLE	PHINISEE, Joe 14 yd kickoff return (CAMAY, Craig kick)	27 - 27
	12:20	UTA	URRUTIA, Mario 11 yd pass from GRADY, Tommy (BROTZMAN, Kyle kick) 4 plays, 27 yards, TOP 1:53	27 - 34
	04:01	UTA	URRUTIA, Mario 20 yd pass from GRADY, Tommy (BROTZMAN, Kyle kick) 3 plays, 30 yards, TOP 1:21	27 - 41
4th	14:14	CLE	LEWIS, Thyron 12 yd pass from SOUTHWICK, Dann (CAMAY, Craig kick failed) 7 plays, 43 yards, TOP 3:50	33 - 41
	10:17	CLE	LEWIS, Thyron 35 yd pass from SOUTHWICK, Dann (SOUTHWICK, Dann pass failed) 2 plays, 35 yards, TOP 0:56	39 - 41
	09:35	UTA	MACON,LaVaughn 54 yd kickoff return (BROTZMAN, Kyle kick)	39 - 48
	01:30	CLE	LEWIS, Thyron 15 yd pass from SOUTHWICK, Dann (CAMAY, Craig kick) 1 play, 15 yards, TOP 0:24	46 - 48

Team Totals	CLE	UTA
FIRST DOWNS	20	10
Rushing	2	1
Passing	14	9
Penalty	4	0
NET YARDS RUSHING	7	22
Rushing Attempts	6	10
Average Per Rush	1.2	2.2
Rushing Touchdowns	1	1
NET YARDS PASSING	262	152
Completions-Attempts-Int	19-37-2	16-32-3
Average Per Attempt	7.1	4.8
Average Per Completion	13.8	9.5
Passing Touchdowns	5	3
TOTAL OFFENSE YARDS	269	174
Total offense plays	45	43
Average Gain Per Play	6.0	4.0
Fumbles: Number-Lost	2-1	1-1
Penalties: Number-Yards	10-54	9-54
KICKOFFS-YARDS	7-382	5-281
Average Yards Per Kickoff	54.6	56.2
Net Yards Per Kickoff	25.6	44.0
Touchbacks	0	2
MFG Returns: Number-Yards-TD	0-0-0	1-16-0
Average Per Return	0.0	16.0
Kickoff returns: Number-Yds-TD	4-51-1	8-203-1
Average Per Return	12.8	25.4
Interceptions: Number-Yds-TD	3-1-0	2-69-1
Fumble Returns: Number-Yds-TD	0-0-0	0-0-1
Miscellaneous Yards	7	38
Possession Time	33:49	26:11
1st Quarter	7:53	7:07
2nd Quarter	6:53	8:07
3rd Quarter	9:56	5:04
4th Quarter	9:07	5:53
Third-Down Conversions	2 of 8	0 of 8
Fourth-Down Conversions	3 of 3	1 of 6
Red-Zone Scores-Chances	1-3	2-4
Sacks By: Number-Yards	1-6	2-13
PAT Kicks	4-6	6-7
2-Point drop-kick PATs	0-0	0-0
Field Goals	0-3	0-0
4-Point drop kick FGs	0-0	0-0
Touchdowns (Rush-Pass-Return)	1-5-1	1-3-3

Score by Quarters	1	2	3	4	Score
Cleveland Gladiators	13	7	7	19	46
Utah Blaze	6	21	14	7	48

RUSHING	No.	Gain	Loss	Net	TD	Lg	Avg.
DIEKER, Chris	4	15	4	11	1	6	2.8
BRANCH, Darren	1	0	2	-2	0	0	-2.0
HARRELL, Clay	1	0	2	-2	0	0	-2.0
Totals...	6	15	8	7	1	6	1.2

PASSING	Cmp-Att-Int	Yds	TD	Long	Sack
DIEKER, Chris	12-23-2	156	2	30	2
SOUTHWICK, Dann	7-14-0	119	3	35	0
TEAM	0-0-0	-13	0	0	0
Totals...	19-37-2	262	5	35	2

RECEIVING	No.	Yds	TD	Lg
FRANKLIN, Carlese	9	123	1	30
LEWIS, Thyron	6	111	4	35
GOODMAN, Dominick	4	41	0	17
Totals...	19	275	5	35

2013 CLEVELAND GLADIATORS POSTSEASON MEDIA GUIDE

2013 LEAGUE AWARDS – WEEK 3

WR Dominick Goodman, J. Lewis Small Playmaker of the Week

Please see the release below from the Arena Football League, announcing their weekly award winners from Week Three. **Gladiators wide receiver Dominick Goodman has been named the J. Lewis Small Playmaker of the Week** for his performance in Saturday's 66-49 loss to Jacksonville. Goodman recorded 118 yards on nine catches and three touchdowns, while adding six kick returns for 157 yards in the game.

Through three games so far this season, Goodman leads the Gladiators in touchdowns (6), receptions (24), receiving yards (247), kick returns (16) and kick return yards (319). In his third year with the Gladiators, Goodman is averaging 191 all-purpose yards per game, which is best on the team.

Please find the full release from the league below:

CHICAGO – Tampa Bay Storm **WR JOE HILLS** has been awarded Russell Athletic Offensive Player of the Week, while Orlando Predators **JLB MARCUS EVERETT** has been named the Riddell Defensive Player of the Week and Cleveland Gladiators **WR DOMINICK GOODMAN** has been named J. Lewis Small Playmaker of the Week for Week 3 of the 2013 NET10 Wireless Arena Football League season. In addition to these awards, the AFL is also awarding the Cutters Catch of the Week and AFL Highlight of the Week. Utah Blaze **WR MARIO URRUTIA** earned the Cutters Catch of the Week, while Spokane Shock **QB ARVELL NELSON** was awarded the AFL Highlight of the Week.

RUSSELL ATHLETIC OFFENSIVE PLAYER OF THE WEEK

Hills (6-4, 210, Tennessee State) recorded career-highs in Week 3 with 16 receptions for 259 yards in the Storm's 77-65 victory over the Utah Blaze. Both marks represent League-highs in 2013, while his 259 receiving yards represents the most in Storm franchise history and the third-highest single-game total in League history. Hills also tallied five touchdowns in the game, marking his seventh consecutive contest with multiple touchdown receptions.

RIDDELL DEFENSIVE PLAYER OF THE WEEK

Everett (6-2, 205, UCLA) got the Predators out to an early 14-0 lead in Week 3 by scoring both of the team's first half touchdowns in a 61-33 loss to the Philadelphia Soul. Everett opened the game with a 22-yard fumble recovery return for a touchdown and came back on the ensuing drive to record his seventh career interception return for a score.

J. LEWIS SMALL PLAYMAKER OF THE WEEK

Goodman (6-1, 210, Cincinnati) hauled in nine catches for 118 yards and three touchdowns in Cleveland's 66-49 loss to the Jacksonville Sharks in Week 3. He also shined as a kick return specialist, tallying 157 yards on six returns to turn in a final all-purpose yardage mark of 275 in the game, the highest single-game total in the AFL this season. He will be awarded a timepiece crafted by J. Lewis Small for his efforts.

CUTTERS CATCH OF THE WEEK

Urrutia (6-5, 230, Louisville) went backwards over the wall for a 16-yard touchdown grab in the final seconds of Utah's 77-65 loss to the Tampa Bay Storm in Week 3. It was Urrutia's second touchdown catch of the night, marking the third consecutive game the rookie receiver totaled multiple touchdown receptions. He will receive a Cutters hat and shirt in recognition of the catch.

AFL HIGHLIGHT OF THE WEEK

Nelson (6-5, 225, Texas Southern) made an improbable nine-yard touchdown reception to close out the Shock's 66-43 victory over the Iowa Barnstormers in Week 3. The backup quarterback entered the game late in the fourth quarter, lining up as a receiver. With just more than three minutes to play, Nelson made a sliding snag on a ball off the wall for the final points of the game.

Russell Athletic Offensive Player of the Week candidates included: Arizona's Odie Armstrong, Jacksonville's Markee White, Philadelphia's Tiger Jones, San Antonio's Chad Cook, Spokane's Erik Meyer and Tampa Bay's Adrian McPherson.

Riddell Defensive Player of the Week candidates included: Arizona's Virgil Gray, Jacksonville's Rashaad Duncan, San Antonio's Victor Degrate, Spokane's Terrance Sanders and Tampa Bay's Jean Fanor.

J. Lewis Small Playmaker of the Week candidates included: Arizona's Kerry Reed, Chicago's Rodney Wright, Orlando's Marcus Everett, Spokane's Kamar Jorden, San Jose's Mervin Brookins and Tampa Bay's Joe Hills.

The Arena Football League is also awarding the AFL MVP of the Week, where fans are given the opportunity to select the winner. Candidates include Spokane Shock **QB ERIK MEYER**, Tampa Bay Storm **WR JOE HILLS** and Tampa Bay Storm **QB ADRIAN McPHERSON**. Fans will have 24 hours to vote on ArenaFootball.com beginning at 1 p.m. ET on Wednesday, April 10. The winner will be announced on Thursday, April 11.

About the AFL Since its inception in 1987, the Arena Football League has showcased their fast-paced and exciting game to millions of fans in a myriad of markets across the country. CBS Sports Network will broadcast an AFL National Game of the Week on Saturday nights for the entire regular season and postseason through the semifinal round. The ArenaBowl XXVI Championship Game will air on the CBS Television Network on August 17, 2013.

2013 CLEVELAND GLADIATORS POSTSEASON MEDIA GUIDE

2013 LEAGUE AWARDS – WEEK 5

QB Brian Zbydniewski, Russell Athletic Offensive Player of the Week **QB Brian Zbydniewski, AFL MVP of the Week Candidate** **K Ross Gornall, AFL Highlight of the Week**

Please see the release below from the Arena Football League, announcing Cleveland Gladiators **quarterback Brian Zbydniewski as the Russell Athletic Offensive Player of the Week.**

Zbydniewski (pronounced ZEB-eh-NEW-skee) was awarded for his performance in the Gladiators first win of the season, a 64-57 come-from-behind victory in overtime against the Soul in Philadelphia on Saturday.

In the win, the Cleveland QB went 24-of-33 for 316 yards and accounted for nine touchdowns; eight through the air and one rushing.

In four games so far this season, Zbydniewski has thrown for 1,103 yards (91-145; 275.8 yards/game) and 21 touchdowns. He has also rushed for an additional three TDs.

Zbydniewski is in his first year with Cleveland and his fourth in the AFL.

In addition, **kicker Ross Gornall** was awarded the **AFL Highlight of the Week.**

In Saturday's win over Philadelphia, Gornall made a 45-yard field goal as time expired in the fourth quarter to force overtime, eventually leading to Cleveland's first win of the season. The field goal was the first of the rookie's career.

CHICAGO – Cleveland Gladiators **QB BRIAN ZBYDNIOWSKI** has been awarded Russell Athletic Offensive Player of the Week, while Spokane Shock **DB PAUL STEPHENS** has been named the Riddell Defensive Player of the Week and Arizona Rattlers **WR ROD WINDSOR** has been named J. Lewis Small Playmaker of the Week for Week 5 of the 2013 NET10 Wireless Arena Football League season. In addition to these awards, the AFL is also awarding the Cutters Catch of the Week and AFL Highlight of the Week. Utah Blaze **WR AARON LESUE** earned the Cutters Catch of the Week, while Chicago Rush **K JOSE MARTINEZ** and Cleveland Gladiators **K ROSS GORNALL** were awarded the AFL Highlights of the Week.

RUSSELL ATHLETIC OFFENSIVE PLAYER OF THE WEEK

Zbydniewski (6-1, 205, Bellhaven) completed 24-of-33 passes for 316 yards and eight touchdowns in Cleveland's 64-57 overtime victory over the Philadelphia Soul in Week 5. The Gladiators' signal-caller completed a season-high 72.7 percent of his passes in the contest. He also rushed for a score for the third time in four games.

RIDDELL DEFENSIVE PLAYER OF THE WEEK

Stephens (5-9, 175, Central Missouri) set a new AFL single-game record with five interceptions in Spokane's 69-47 victory over the San Jose SaberCats in Week 5. Stephens came into the game without a single pick on the year. He now leads the League with five through five weeks.

J. LEWIS SMALL PLAYMAKER OF THE WEEK

Windsor (6-2, 205, Western New Mexico) tallied three of his season-high five touchdown receptions in the first quarter of Arizona's 83-40 victory over the San Antonio Talons in Week 5. It was Windsor's third consecutive game with a touchdown reception. He finished the night with 12 catches for 166 yards and five scores. He will be awarded a timepiece crafted by J. Lewis Small for his efforts.

CUTTERS CATCH OF THE WEEK

Lesue (5-10, 200, Utah State) made a diving 38-yard touchdown reception in the second quarter of Utah's 56-59 loss to the Chicago Rush in Week 5. It was the second of Lesue's three touchdown catches on the night, as he finished the game with eight receptions for 136 yards and three scores. He will receive a Cutters hat and shirt in recognition of the catch.

AFL HIGHLIGHT OF THE WEEK

Gornall (6-0, 200, Florida Atlantic) made his first career field goal in Week 5. The rookie nailed a 45-yard field goal as time expired in regulation to send the Gladiators and Soul into overtime, where Cleveland would come away with a 64-57 victory.

Martinez (5-10, 205, UTEP) connected on a 23-yard field goal as time expired to give the Chicago Rush a 59-56 victory over the Utah Blaze in Week 5. It was the second field goal attempt Martinez has converted on this season. He has connected on a League-leading 97 percent of his extra point tries in 2013.

Russell Athletic Offensive Player of the Week candidates included: Arizona's Nick Davila, Chicago's Carson Coffman, Jacksonville's Jeron Harvey, Orlando's Chris Dixon, Pittsburgh's PJ Berry and Spokane's Erik Meyer.

Riddell Defensive Player of the Week candidates included: Arizona's Virgil Gray, Chicago's Jorrick Calvin, Cleveland's Brandon Anderson, Jacksonville's Jerry Turner, New Orleans' James Bryant and Tampa Bay's De'Audra Dix.

J. Lewis Small Playmaker of the Week candidates included: Chicago's Vic Hall, Cleveland's Thyron Lewis, Iowa's Marcus Harris, New Orleans' Derek Lee, Orlando's Dominic Jones and Utah's Aaron Lesue.

The Arena Football League is also awarding the AFL MVP of the Week, where fans are given the opportunity to select the winner. Candidates include Arizona Rattlers **WR ROD WINDSOR**, Cleveland Gladiators **QB BRIAN ZBYDNIOWSKI** and Spokane Shock **DB PAUL STEPHENS**. Fans will have 24 hours to vote on ArenaFootball.com beginning at 1 p.m. ET on Wednesday, April 24. The winner will be announced on Thursday, April 25.

2013 CLEVELAND GLADIATORS POSTSEASON MEDIA GUIDE

2013 LEAGUE AWARDS - WEEK 6 DB Lenny Wicks, Cutters Catch of the Week

Please see the release below from the Arena Football League, naming Cleveland Gladiators **defensive back Lenny Wicks** as the league's winner of the **Cutters Catch of the Week**.

Wicks was awarded for his **spectacular over-the-wall interception in the end zone** to stop Utah's drive and close the first half of Saturday's game. Wicks finished the night with nine solo and one assisted tackles in the 57-40 Gladiators loss.

Currently in his second season in Cleveland and third in the AFL, Wicks leads the Gladiators and is second in the league among all positions in tackles with 30 solo and six assisted in five games.

CHICAGO – Tampa Bay Storm QB ADRIAN McPHERSON has been awarded Russell Athletic Offensive Player of the Week, while Jacksonville Sharks **DB TRACY BELTON** has been named the Riddell Defensive Player of the Week and Chicago Rush **WR REGGIE GRAY** has been named J. Lewis Small Playmaker of the Week for Week 6 of the 2013 NET10 Wireless Arena Football League season. In addition to these awards, the AFL is also awarding the Cutters Catch of the Week and AFL Highlight of the Week. Cleveland Gladiators **DB LENNY WICKS** earned the Cutters Catch of the Week, while Chicago Rush **WR JARED JENKINS** was awarded the AFL Highlight of the Week.

RUSSELL ATHLETIC OFFENSIVE PLAYER OF THE WEEK

McPherson (6-4, 225, Florida State) accounted for 10 total touchdowns for the second time this season in Tampa Bay's 70-62 victory over the Spokane Shock in Week 6. McPherson completed 21-of-26 passes for 310 yards and seven touchdowns through the air, while adding another 50 yards and three scores on the ground. His 17 rushing attempts also represents the highest single-game total in the AFL this season. This is the second time McPherson has earned Russell Athletic Offensive Player of the Week honors this season.

RIDDELL DEFENSIVE PLAYER OF THE WEEK

Belton (6-1, 180, Massachusetts) played a pivotal role in keeping the Sharks undefeated record intact during the team's 55-53 victory over the Philadelphia Soul in Week 6. Belton tallied seven tackles, including a half-tackle for loss, two forced fumbles, a fumble recovery and two pass breakups.

J. LEWIS SMALL PLAYMAKER OF THE WEEK

Gray (5-10, 185, Western Illinois) tied the Chicago Rush single-game franchise record for touchdown receptions with six in the team's 64-63 overtime win against the Iowa Barnstormers in Week 6. Gray collected 12 receptions for 234 yards on the night. He also tallied 116 yards as a return specialist, bringing his game total to 350 all-purpose yards. He will be awarded a timepiece crafted by J. Lewis Small for his efforts.

CUTTERS CATCH OF THE WEEK

Wicks (5-10, 200, Youngstown State) made an over-the-wall interception to end the first half in Cleveland's 57-40 loss to the Utah Blaze in Week 6. The interception was the first of the season for the third-year defensive back. Wicks also finished the game with a team-high 9.5 tackles. He will receive a Cutters hat and shirt in recognition of the catch.

AFL HIGHLIGHT OF THE WEEK

Jenkins (6-3, 230, Wisconsin-Stevens Point) collected his biggest reception of the year on a two-point conversion pass from Rush quarterback Carson Coffman in the team's 64-63 overtime victory against the Iowa Barnstormers. Following a two-yard touchdown run by Kelvin Morris to bring the Rush within one of the Barnstormers, Chicago elected to pass up a tie and go for the win. The gamble paid off when Coffman found Jenkins for the game-winning score. This marks the second consecutive week a Rush player has been awarded the AFL Highlight of the Week following a game-winning play.

Russell Athletic Offensive Player of the Week candidates included: Arizona's Odie Armstrong, Chicago's Reggie Gray, Jacksonville's Jeron Harvey, Pittsburgh's Mike Washington, San Jose's Russ Michna and Utah's Tommy Grady.

Riddell Defensive Player of the Week candidates included: Arizona's Jeremy Kellern, Chicago's Jorrick Calvin, Cleveland's Lenny Wicks, Pittsburgh's Chris LeFlore, San Antonio's Tim McGill, San Jose's Clevan Thomas and Tampa Bay's Rodney Beamon.

J. Lewis Small Playmaker of the Week candidates included: Iowa's Marcus Harris, Jacksonville's Jeff Hughley, Orlando's Dominic Jones, San Antonio's Dwayne Eley, Jr., San Jose's Huey Whittaker, Tampa Bay's Joe Hills and Utah's David Hyland.

The Arena Football League is also awarding the AFL MVP of the Week, where fans are given the opportunity to select the winner. Candidates include Chicago Rush **WR REGGIE GRAY**, Iowa **WR MARCUS HARRIS** and Tampa Bay **WR JOE HILLS**. Fans will have 24 hours to vote on ArenaFootball.com beginning at 1 p.m. ET on Wednesday, May 1. The winner will be announced on Thursday, May 2.

2013 CLEVELAND GLADIATORS POSTSEASON MEDIA GUIDE

2013 LEAGUE AWARDS – WEEK 7 **WR Dominick Goodman, Cutters Catch of the Week**

Please see the release below from the Arena Football League, announcing Cleveland Gladiators wide receiver **Dominick Goodman** as the winner of the **Cutters Catch of the Week** award.

In Cleveland's 56-36 road loss to San Jose on Saturday, Goodman hauled in a **17-yard touchdown pass, going over the boards to make the grab**. He finished the night with 74 yards on 10 catches, plus added a one-yard run for another touchdown.

Currently in his third year in the AFL and with the Gladiators, Goodman leads the team in receiving yards with 367 through five games so far this season. He has recorded eight receiving touchdowns and two more on the ground.

The weekly award is the second for Goodman this season, as he was named the J. Lewis Small Playmaker of the Week for his performance in the Week 3 loss to Jacksonville.

CHICAGO – Arizona Rattlers WR ROD WINDSOR has been awarded Russell Athletic Offensive Player of the Week, while Utah Blaze DB DAVID HYLAND has been named the Riddell Defensive Player of the Week and San Jose SaberCats WR FRED WILLIAMS has been named J. Lewis Small Playmaker of the Week for Week 7 of the 2013 NET10 Wireless Arena Football League season. In addition to these awards, the AFL is also awarding the Cutters Catch of the Week and AFL Highlight of the Week. Cleveland Gladiators WR DOMINICK GOODMAN earned the Cutters Catch of the Week, while San Jose SaberCats WR FRED WILLIAMS was awarded the AFL Highlight of the Week.

RUSSELL ATHLETIC OFFENSIVE PLAYER OF THE WEEK

Windsor (6-2, 205, Western New Mexico) caught a season-high 15 passes for 159 yards and five touchdowns in Arizona's 58-48 victory over the Jacksonville Sharks in Week 7. Windsor has caught a touchdown pass in five straight games and at least three scores in three of the Rattlers' last four contests.

RIDDELL DEFENSIVE PLAYER OF THE WEEK

Hyland (6-0, 190, Morehead State) recorded a team-high 6.5 tackles, one forced fumble, two fumble recoveries and four pass breakups, including one on fourth down with 11 seconds remaining in regulation to preserve Utah's 52-48 victory over the Spokane Shock in Week 7. Hyland has recorded 31 tackles and is tied for the team lead with three interceptions on the season.

J. LEWIS SMALL PLAYMAKER OF THE WEEK

Williams (6-0, 195, St. Cloud State) caught four passes for 35 yards and returned two kickoffs for touchdowns in the SaberCats' 56-36 victory over the Cleveland Gladiators in Week 7. Williams finished the game with 182 all-purpose yards. He will be awarded a timepiece crafted by J. Lewis Small for his efforts.

CUTTERS CATCH OF THE WEEK

Goodman (6-1, 210, Cincinnati) went over-the-boards for a 17-yard touchdown grab in Cleveland's 36-56 loss to the San Jose SaberCats in Week 7. It was Goodman's second touchdown of the night. He also rushed for a score late in the second quarter. He will receive a Cutters hat and shirt in recognition of the catch.

AFL HIGHLIGHT OF THE WEEK

Williams (6-0, 195, St. Cloud State) returned two kickoffs for scores in San Jose's 56-36 victory over the Cleveland Gladiators in Week 7. Following Cleveland's first score of the game, Williams returned the kickoff 57 yards for a touchdown to extend the SaberCats' lead to 21-6 early in the second quarter. When the Gladiators scored for a second time just before the end of the first half, Williams struck again with a 55-yard kickoff return touchdown.

Russell Athletic Offensive Player of the Week candidates included: Iowa's Jesse Schmidt, Jacksonville's Jeron Harvey, Orlando's T.T. Toliver, Philadelphia's Tiger Jones, San Jose's Jason Willis, Tampa Bay's Adrian McPherson and Utah's Mario Urrutia.

Riddell Defensive Player of the Week candidates included: Arizona's Marquis Floyd, Iowa's De'Mon Glanton, Pittsburgh's Alvin Ray Jackson, Philadelphia's LaRico Stevenson, San Jose's Jason Stewart and Tampa Bay's Pernel Phillips.

J. Lewis Small Playmaker of the Week candidates included: Arizona's Nick Davila, Iowa's Marcus Harris, Pittsburgh's Alvin Ray Jackson, Philadelphia's Ryan McDaniel, Tampa Bay's Adrian McPherson and Utah's Aaron Lesue.

The Arena Football League is also awarding the AFL MVP of the Week, where fans are given the opportunity to select the winner. Candidates include Arizona WR ROD WINDSOR, Iowa WR MARCUS HARRIS and San Jose WR FRED WILLIAMS. Fans will have 24 hours to vote on ArenaFootball.com beginning at 1 p.m. ET on Wednesday, May 8. The winner will be announced on Thursday, May 9.

2013 CLEVELAND GLADIATORS POSTSEASON MEDIA GUIDE

2013 LEAGUE AWARDS – WEEK 12

WR Dominick Goodman, J. Lewis Small Playmaker of the Week

Please see below from the Arena Football League, announcing Cleveland Gladiators wide receiver Dominick Goodman as the J. Lewis Small Playmaker of the Week. He was awarded for his performance in Cleveland's 37-33 loss to Iowa on Friday, June 7th.

Goodman recorded a season and franchise high 18 catches for 131 yards (7.1 avg) and one touchdown in the game. He also returned one kickoff for 11 yards, as well as recovered one missed field goal for 20 yards.

Goodman has notched 95 catches for 767 yards and 13 receiving touchdowns in 10 games so far this season. He has also recorded 33 kick returns for 604 yards. He has carried the ball five times for 13 yards and two rushing touchdowns. Goodman leads the Gladiators in scoring and is second in the AFL in receptions per game (9.5).

See release from Arena Football League below:

CHICAGO – Chicago Rush **WR JARED JENKINS** has been awarded Russell Athletic Offensive Player of the Week, while Arizona Rattlers **DB ARKEITH BROWN** has been named the Riddell Defensive Player of the Week and Cleveland Gladiators **WR DOMINICK GOODMAN** has been named J. Lewis Small Playmaker of the Week for Week 12 of the 2013 NET10 Wireless Arena Football League season. In addition to these awards, the AFL is also awarding the Cutters Catch of the Week and AFL Highlight of the Week. Jacksonville Sharks **WR JERON HARVEY** earned the Cutters Catch of the Week, while Pittsburgh Power **DB SERGIO GILLIAM** was awarded the AFL Highlight of the Week.

RUSSELL ATHLETIC OFFENSIVE PLAYER OF THE WEEK

Jenkins (6-3, 230, Wisconsin-Stevens Point) recorded a career-high five touchdown receptions in Chicago's 67-43 victory over the Utah Blaze in Week 12. It was his third consecutive game with at least one touchdown grab. Jenkins finished the night with nine receptions for 137 yards.

RIDDELL DEFENSIVE PLAYER OF THE WEEK

Brown (6-1, 195, Texas A&M) tied his own single-game franchise record with three interceptions in the Rattlers' 70-21 win against the San Antonio Talons in Week 12. The second-year pro also collected four tackles, one forced fumble and a pass breakup. He is tied for the League lead with eight interceptions on the year.

J. LEWIS SMALL PLAYMAKER OF THE WEEK

Goodman (6-1, 210, Cincinnati) set two new single-game franchise records in Cleveland's 33-37 loss to the Iowa Barnstormers in Week 12. He broke his own single-game franchise mark for receptions by recording 18 last week, resulting in 131 yards and a touchdown. In addition, he collected 20 yards on a missed field goal return, besting the previous team-high of 15. The game also marked Goodman's sixth consecutive game with a touchdown reception. He will receive a timepiece crafted by J. Lewis Small for his efforts.

CUTTERS CATCH OF THE WEEK

Harvey (6-4, 220, Houston) made a spectacular over-the-boards catch for a 23-yard touchdown in the third quarter of the Sharks' 41-76 loss to the Spokane Shock in Week 12. It was his ninth consecutive game with at least one touchdown reception. He will receive a Cutters hat and shirt in recognition of the catch.

AFL HIGHLIGHT OF THE WEEK

Gilliam (6-2, 190, Clemson) intercepted a Mitch Mustain pass and returned it 46 yards for a touchdown to tie the game at 54 with 36 seconds to play in Pittsburgh's 54-68 loss to San Jose in Week 12. The pick was Gilliam's team-leading fourth interception of the season.

Russell Athletic Offensive Player of the Week candidates included: Arizona's Rod Windsor, Cleveland's Dominick Goodman, Orlando's Prechae Rodriguez, Philadelphia's Tiger Jones, Pittsburgh's Mike Washington and Spokane's Adron Tennell.

Riddell Defensive Player of the Week candidates included: Chicago's Vic Hall, Iowa's Mike Lewis, Orlando's Marcus Everett, Philadelphia's Brandon Perkins, San Jose's Huey Whittaker and Spokane's Terrance Sanders.

J. Lewis Small Playmaker of the Week candidates included: Arizona's Jared Perry, New Orleans' Donovan Morgan, San Jose's Fred Williams, Spokane's Ruschard Dodd-Masters, Tampa Bay's Joe Hills and Utah's David Hyland.

The Arena Football League is also awarding the AFL MVP of the Week, where fans are given the opportunity to select the winner. Candidates include **Arizona DB ARKEITH BROWN**, **Chicago WR JARED JENKINS** and Orlando **WR PRECHAE RODRIGUEZ**. Fans will have 24 hours to vote on ArenaFootball.com beginning at 1 p.m. ET on Wednesday, June 12. The winner will be announced on Thursday, June 13.

2013 CLEVELAND GLADIATORS POSTSEASON MEDIA GUIDE

2013 LEAGUE AWARDS – WEEK 14

WR Dominick Goodman, Cutters Catch of the Week DB LaRoche Jackson, AFL MVP of the Week Candidate

Please see below from the Arena Football League, announcing Cleveland Gladiators **WR Dominick Goodman** as winning the **Cutters Catch of the Week** award for Week 14.

In Cleveland's 43-41 loss in Jacksonville on Saturday, Goodman went **over the boards to catch a 10-yard pass for his second touchdown of the game.** He finished the game with 43 yards on five passes.

So far this season, Goodman has recorded 109 catches for 909 yards and 17 touchdowns, plus added two rushing TDs. His 19 total touchdowns leads the team. Goodman ranks third in the AFL in receptions per game (9.1); he averages 8.3 yards per catch. Goodman has also registered 33 kick returns for 604 yards (18.3 yards/per).

This is the fourth league award for Goodman so far this season and the second Catch of the Week honor (Week 7). He has also been named the J. Lewis Small Playmaker of the Week for his performances in Weeks 12 and 3.

CHICAGO – San Jose SaberCats **WR FRED WILLIAMS** has been awarded Russell Athletic Offensive Player of the Week, while SaberCats **DB KEN FONTENETTE** has been named the Riddell Defensive Player of the Week and Philadelphia Soul **WR LARRY BRACKINS** has been named J. Lewis Small Playmaker of the Week for Week 14 of the 2013 NET10 Wireless Arena Football League season. In addition to these awards, the AFL is also awarding the Cutters Catch of the Week and AFL Highlight of the Week. Cleveland Gladiators **WR DOMINICK GOODMAN** earned the Cutters Catch of the Week, while Chicago Rush WR **REGGIE GRAY** was awarded the AFL Highlight of the Week.

RUSSELL ATHLETIC OFFENSIVE PLAYER OF THE WEEK

Williams (6-0, 195, St. Cloud State) caught 10 passes for 121 yards and five touchdowns in San Jose's 72-42 victory over the Arizona Rattlers in Week 14. It was Williams' third straight game with at least one touchdown reception and his 10th consecutive contest with triple-digit all-purpose yards.

RIDDELL DEFENSIVE PLAYER OF THE WEEK

Fontenette (5-11, 190, Houston) collected 8.5 tackles, one tackle for loss, one fumble recovery and returned an interception for a touchdown in San Jose's 72-42 win over the Rattlers in Week 14. He leads the SaberCats with 70.5 tackles to go along with three interceptions and 13 pass breakups on the season.

J. LEWIS SMALL PLAYMAKER OF THE WEEK

Brackins (6-5, 225, Pearl River CC) returned to the Soul lineup as a Jack linebacker in Week 14, hauling in the first two interceptions of his career in Philadelphia's 54-30 victory over the Iowa Barnstormers. The five-year veteran receiver flipped over to the defensive side of the ball after an injury in the Soul secondary on the third play of the game. Brackins finished the contest with seven tackles and will receive a timepiece crafted by J. Lewis Small for his efforts.

CUTTERS CATCH OF THE WEEK

Goodman (6-1, 210, Cincinnati) went over the boards for his second touchdown catch of the game in Cleveland's 41-43 loss to the Jacksonville Sharks in Week 14. Goodman's catch put the Gladiators on top 34-30 midway through the fourth quarter. He will receive a Cutters hat and shirt in recognition of the catch.

AFL HIGHLIGHT OF THE WEEK

Gray (5-10, 185, Western Illinois) fielded a lateral from Rush quarterback Carson Coffman and tossed a pass of his own to fellow receiver Jared Jenkins for a touchdown in Chicago's 50-49 victory over the Tampa Bay Storm in Week 14. The three-yard scoring strike was Gray's first career pass in the AFL.

Russell Athletic Offensive Player of the Week candidates included: Jacksonville's Jeron Harvey, Orlando's Prechae Rodriguez, Philadelphia's Ryan McDaniel, San Antonio's Jomo Wilson, Spokane's Brandon Thompkins and Tampa Bay's Randy Hippeard.

Riddell Defensive Player of the Week candidates included: Cleveland's LaRoche Jackson, Orlando's Marcus Everett, Philadelphia's Larry Brackins, San Antonio's Fred Shaw, Spokane's Terence Moore and Tampa Bay's Tremaine Johnson.

J. Lewis Small Playmaker of the Week candidates included: Chicago's Reggie Gray, Jacksonville's Jeff Hughley, Pittsburgh's Mike Washington, San Antonio's Brent Holmes, San Jose's Fred Williams and Spokane's Terence Moore.

The Arena Football League is also awarding the AFL MVP of the Week, where fans are given the opportunity to select the winner. Candidates include Cleveland **DB LaROCHE JACKSON**, San Jose **DB KEN FONTENETTE** and Spokane **JLB TERENCE MOORE**. Fans will have 24 hours to vote on ArenaFootball.com beginning at 1 p.m. ET on Wednesday, June 26. The winner will be announced on Thursday, June 27.

2013 CLEVELAND GLADIATORS POSTSEASON MEDIA GUIDE

2013 LEAGUE AWARDS – WEEK 18

QB Chris Dieker, Russell Athletic Offensive Player of the Week QB Chris Dieker, AFL MVP of the Week

Please see the release below from the Arena Football League, announcing Gladiators **quarterback Chris Dieker as the Russell Offensive Player of the Week** for his performance in Cleveland's 65-62 win over Orlando on Saturday.

Dieker completed 24 of 41 passes for 273 yards and six touchdowns in the game, including a season-high 47 yard touchdown pass to WR Thyrone Lewis. He also carried the ball four times for 16 yards and two more touchdowns. Dieker tied his season and career high eight touchdown mark, which he previously recorded July 6th versus Pittsburgh (five passing, three rushing) and June 29th versus Philadelphia (five passing, three rushing).

In 12 games played this season, Dieker has completed 213 of 330 passes for 2,277 yards and 41 touchdowns. He has also carried the ball 57 times for 256 net yards and 16 rushing touchdowns. Dieker ranks fourth in the league for average rushing yards per game with 21.3 per matchup.

The AFL also announced that Dieker will be one of three nominees for their weekly MVP award, which is voted on by fans beginning Wednesday at 1:00 p.m. ET on ArenaFootball.com.

Dieker and the Gladiators will finish the 2013 season this Saturday in Utah.

DIEKER, HALL AND TOLIVER EARN WEEKLY HONORS

CHICAGO – Cleveland Gladiators **QB CHRIS DIEKER** has been awarded Russell Athletic Offensive Player of the Week, while Chicago Rush **DB VIC HALL** has been named the Riddell Defensive Player of the Week and Orlando Predators **WR T.T. TOLIVER** has been named J. Lewis Small Playmaker of the Week for Week 18 of the 2013 NET10 Wireless Arena Football League season. In addition to these awards, the AFL is also awarding the Cutters Catch of the Week and AFL Highlight of the Week. Pittsburgh Power **WR TYRONE COLLINS** earned the Cutters Catch of the Week, while Chicago Rush **WR REGGIE GRAY** and **OL COLIN MADISON** were awarded the AFL Highlight of the Week.

RUSSELL ATHLETIC OFFENSIVE PLAYER OF THE WEEK

Dieker (6-5, 235, Southern Illinois) completed 24-of-41 passes for 273 yards and six touchdowns in Cleveland's 65-62 win over the Orlando Predators in Week 18. He also rushed for 16 yards and two scores in the game. The game marked Dieker's fourth consecutive with a rushing touchdown.

RIDDELL DEFENSIVE PLAYER OF THE WEEK

Hall (5-10, 195, Virginia) collected 8.5 tackles, three interceptions, two pass breakups and a forced fumble in Chicago's 63-42 win in Arizona last weekend. The three picks tied a single-game franchise record, originally set in 2008 by Dennison Robinson. Hall leads the Rush with seven interceptions on the year.

J. LEWIS SMALL PLAYMAKER OF THE WEEK

Toliver (6-0, 180, Bethune-Cookman) became the seventh player in AFL history to record 900 career receptions, hauling in 10 catches for 182 yards and five scores in Orlando's Week 18 loss to Cleveland. It was Toliver's fifth straight game with a touchdown reception and his second game this season with at least five touchdown receptions. He will receive a timepiece crafted by J. Lewis Small for his efforts.

CUTTERS CATCH OF THE WEEK

Collins (6-0, 200, Wagner) made a diving 44-yard touchdown catch in the fourth quarter of Pittsburgh's 48-37 victory over Tampa Bay in Week 18. He finished the game with a pair of touchdowns, marking the second time in three weeks the rookie receiver has tallied multiple touchdown receptions in a single game. He will receive a Cutters hat and shirt in recognition of the catch.

AFL HIGHLIGHT OF THE WEEK

Gray (5-10, 185, Western Illinois) and Madison (6-4, 310, Temple) connected for a third quarter score on a double pass in Chicago's 63-42 victory over the Arizona Rattlers in Week 18. Gray hauled in a screen pass from quarterback Carson Coffman and promptly tossed the ball downfield to Madison, who was wide open for a 17-yard score.

Russell Athletic Offensive Player of the Week candidates included: Chicago's Reggie Gray, Jacksonville's Jeron Harvey, Philadelphia's Dan Raudabaugh, Spokane's Kamar Jorden, Tampa Bay's Joe Hills and Utah's Tommy Grady.

Riddell Defensive Player of the Week candidates included: Jacksonville's Jerry Turner, Orlando's Tanner Varner, Philadelphia's Calvin Fance, Pittsburgh's Gary Butler, Spokane's Paul Stephens and Utah's Arness Ikner.

J. Lewis Small Playmaker of the Week candidates included: Chicago's Reggie Gray, New Orleans' Donovan Morgan, Philadelphia's LaRico Stevenson, San Antonio's D.J. Stephens, Tampa Bay's Michael Lindsey and Utah's Dejay Lester.

The Arena Football League is also awarding the AFL MVP of the Week, where fans are given the opportunity to select the winner. Candidates include Chicago **DB VIC HALL**, Cleveland **QB CHRIS DIEKER** and Jacksonville **DE JERRY TURNER**. Fans will have 24 hours to vote on ArenaFootball.com beginning at 1 p.m. ET on Wednesday, July 17. The winner will be announced on Thursday, July 18.

CHICAGO – Cleveland Gladiators QB **Chris Dieker** has been named the Week 18 AFL MVP, as voted on by Arena Football League fans.

Dieker (6-5, 235, Southern Illinois) completed 24-of-41 passes for 273 yards and six touchdowns in Cleveland's 65-62 win over the Orlando Predators in Week 18. He also rushed for 16 yards and two scores in the game. The game marked Dieker's fourth consecutive with a rushing touchdown.

Fans had 24 hours to vote for the award on ArenaFootball.com. Other candidates included Chicago Rush DB Vic Hall and Jacksonville Sharks DE Jerry Turner.

Dieker will be back in action on Saturday night as his Cleveland Gladiators (4-13) finish off the regular season against the Utah Blaze (6-11). Kickoff is set for **9:00 p.m. ET on Saturday**.

For this week's official Game Preview by Broadcaster Doug Plagens, [click here](#).

2013 CLEVELAND GLADIATORS POSTSEASON MEDIA GUIDE

2013 COMMUNITY RELATIONS PRESS RELEASES

Gladiators Open Practice and FanFest

03/21/2013

The Cleveland Gladiators open up the 2013 season this Sunday, March 24th 1:00 p.m. at Quicken Loans Arena, but fans will be able to get an early glimpse of the 2013 Gladiators this Friday at the first ever Gladiators FanFest. Kicking off at 4:30 p.m. at Quicken Loans Arena, the first 750 fans through the door will receive a voucher for a free hot dog and free beverage (Lent alternatives will be available while supplies last). Additionally, Aramark's Fast Break will be open with their full menu available in section 125/126 on the concourse.

Fans should get there early so they can watch the Gladiators go through a quick practice on the Arena Football game field. Following practice, everyone is invited onto the field to kick field goals, meet the Gladiators players and coaches and enjoy some great family fun.

Fans will also be able to check out available seats for the upcoming season, while watching practice and enjoying some free food and beverages. The Gladiators Mascot Rudi, The Goddess Dance Team and Kick Off crew will be in attendance to face paint, hair paint and entertain all!

See you Friday at The Q!

Cleveland Gladiators 2013 FanFest

Friday, March 22nd - 4:30-6:00 p.m. ET

Quicken Loans Arena

Grab a Spot in Bernie's Kids Corner

04/02/2013

Thinking about taking the kids to a game? Want a great deal? Join Bernie's Kids Corner! All Kids can enjoy the excitement of Gladiators Football by getting a \$7 touchdown ticket (normally \$28)

Every kids ticket purchased will receive a free mini football!

All adult tickets are just \$19 (normally \$28), in honor of Browns' legend Bernie Kosar.

Adult tickets include \$5 of loaded ticket credit which can be used for food, beverage and merchandise at any Quicken Loans Arena concession stand or team-shop!

All seat locations will be in Sections 103 and 104 and are available for all games starting April 6th.

[Click Here For A Seating Chart](#)

[Click here to get your tickets now or visit the Quicken Loans Arena Box Office.](#)

2013 CLEVELAND GLADIATORS POSTSEASON MEDIA GUIDE

Gladiators Host Pregame Event Saturday

04/25/2013

The Cleveland Gladiators and 92.3 The Fan are teaming up for a special pregame event at The Q prior to the Cleveland Gladiators home game vs. the Utah Blaze at 7:00 PM which is Cleveland Loves Football Night and features \$2 draft beer specials throughout The Q.

There will also be special appearances from Browns Joe Haden, Craig Robertson and Phil Taylor! Doors for the event will open at 5:30 p.m. on the East Bridge connected to The Q!

For a special combo price of only \$20 you can attend this pregame event, which will feature a special Q&A live on air with 92.3 The Fan personalities as they recap the NFL Draft and talk Gladiators football! The event will feature light snacks along with complimentary soft drinks or water along with a cash bar. All fans in attending the event will receive a free Gladiators mini football and be entered to win an exclusive Lake Erie Monsters Browns Night themed jersey!

Space is limited to the first 100 fans! [Click Here](#) to purchase your \$20 tickets today.

Gladiators Salute the Troops

05/16/2013

As an early "kickoff" to annual Memorial Day celebrations, the Cleveland Gladiators are hosting "Salute the Troops" Night this Saturday, May 18th, when all active and veteran military personnel can come to the game for FREE. The Gladiators will be looking for their second straight win at home when they host the San Antonio Talons at Quicken Loans Arena at 7:00 p.m. Furthermore, anyone with a military ID (IE family members, etc) will be able to receive a free ticket at The Q box office.

The team will be wearing special military fatigue-inspired jerseys for the night, which will be auctioned off at the game, with a portion of the proceeds benefiting the Gladiators and Monsters Community Fund. Additional signed celebrity Gladiators jerseys will be available for bidding as well, including Bernie Kosar, Jim Tressel, Joe Haden, Trent Richardson and more.

Saturday's game will also be the first Dollar Hot Dog and Dollar Soda night of the 2013 Gladiators season (courtesy of Pepsi, Sugardale and FOX Sports Ohio).

Fans in attendance will be able to display their patriotism as the first 2,500 people to the game will receive a free mini American Flag.

Fans will also be able to participate in the usual free postgame field party, presented by EMH Healthcare, featuring team autographs and field goal kicks.

Tickets for this and every Gladiators game start at just \$10. Season ticket packages for 2013 are also on sale now. Group tickets and birthday bash packages for 10 or more are also currently available for the 2013 Gladiators season. All tickets can be purchased by visiting ClevelandGladiators.com, calling (216) 420-2222, visiting The Q Box Office or any Northern Ohio Discount Drug Mart. Fans should follow the Gladiators on Twitter (@CLEGladiators) and Facebook (/clevelandgladiators) for further information.

2013 CLEVELAND GLADIATORS POSTSEASON MEDIA GUIDE

You're Invited To Tip-A-Gadiator

05/29/2013

Have you always wanted to be served a fantastic dinner by some of your favorite Cleveland Gladiators players? Well the wait is over! Tip-A-Gadiator is here!

We will be assembling the team on Tuesday, July 16th at 7:00 p.m. at Hard Rock Cafe Cleveland for an evening that will surely leave you with a smile on your face and a great story!

The goal of the night is for everyone to enjoy a great meal, have a fun time and for the players to raise as much money in tips, all for The Lake Erie Monsters and Cleveland Gladiators Community Fund. We encourage fans to get creative in what they will tip for, everything from photos with their favorite player to asking players to get on stage and serenade the crowd. It's really up to you, so bring your good ideas with you.

The cost is \$20 per plate for adults and \$10 per plate for children 10 and under. You will order off a pre-selected Hard Rock Cafe menu that will include dinners such as their famous burgers, fresh salads and delicious chicken fingers. Soft drinks and a dessert item are included. A cash bar will be available.

Proceeds and tips from Tip-A-Gadiator will benefit The Lake Erie Monsters and Cleveland Gladiators Community Fund. [Click Here to Reserve Your Seat](#)

Win a Date with a Gladiator

06/20/2013

For all our female fans out there, what better way to support a good cause than to go on a date with a Cleveland Gladiators player??

Ok let us explain:

On Wednesday, June 26th, OL CJ Cobb, WR Dominick Goodman, FB Derik Steiner and QB Brian Zbydnievski, as well as broadcaster Doug Plagens, will be among more than two dozen men available to bid on in the "Cleveland Have a Heart" charity bachelor auction to benefit WAGS 4 Kids.

Working Animals Giving Service 4 Kids provides training and placement of service dogs to children with disabilities in Northeast Ohio. One hundred percent of the proceeds from the night will be donated to WAGS 4 Kids. Tickets for the event are only \$35 in advance (\$40 at the door) and include complimentary hors

d'oeuvres and open bar.

The event will be held at Wilbert's Food & Music (812 Huron Rd, Downtown Cleveland) from 6:00-10:00 p.m.

Other celeb bachelors include WOIO's Chris Van Vliet, 92.3 The Fan's Anthony Lima and ESPN 850 WKNR's Kenny Roda. Check out the complete list of bachelors available for bidding:<http://www.clevelandhaveaheart.org/meet-the-bachelors>.

For complete details on the Cleveland Have a Heart charity bachelor auction visit [clevelandhaveaheart.org](http://www.clevelandhaveaheart.org). (<http://www.clevelandhaveaheart.org/>)

BUY TICKETS:

<https://www.eventbrite.com/event/6039884457?ref=ebtnebtckt#>

2013 CLEVELAND GLADIATORS POSTSEASON MEDIA GUIDE

Gladiators Introduce Helmets & Hounds

07/02/2013

Helmets & Hounds

Saturday, July 6th at 7:00

Cleveland Gladiators vs. Pittsburgh Power

You may have heard of Puppypalooza or Pucks 'N Paws; add another one to the list because the Cleveland Gladiators bring you - Helmets & Hounds!

On July 6th at 7:00 p.m., when the Gladiators take on the Pittsburgh Power, the doors of Quicken Loans Arena will open it's doors to you and your furry, loveable, canine friends. Sit side-by-side with you favorite puppy and watch some football action.

Humans with their hounds will be seated in the South End from section 113-121. The "Hound" ticket will be a \$5 donation to W.A.G.S. 4 Kids and all of your human tickets will be a discounted \$15. Lock in both you seats now!

3,000+ Kids Gather for Summer Camp at The Q

07/17/2013

On July 17th, more than 3,000 campers from across Northeast Ohio gathered at Quicken Loans Arena for "Summer Camp at The Q"! Kids enjoyed getting their faces painted, listening to the fun music, and taking in a Cleveland Gladiators practice. The players were happy to have a loud audience, and gave back with autographs, smiles, and plenty of high fives.

In-Arena host Nino kept the afternoon going with contests, song requests, and opportunities for campers to show off their best dance skills.

Each camper was able to score the players' autographs during post-practice. Many got autograph cards, and even more got a new autograph on the shirts on their backs!

NOTE: If your family or child would like to attend a future Summer Camp at The Q, please send your contact information to Jeffrey Bowler, at jbowler@theqarena.com or 216-420-2148

Fans & Players Join as Family at Meet the Team Party

07/23/2013

Monday night started out with some rain, but that didn't stop the Cleveland Gladiators fans from coming out to Whiskey Island for some fun.

Dozens of fans mingled amongst the Gladiators crew at our Meet The Team Party, which allowed for plenty of entertainment for all. Players and guests coupled up for a game of corn hole, and nearly the whole team put on their blue suede shoes to hit the dance floor.

Not only were fans able to get to know the Gladiators, but children enjoyed getting their T-shirts and jerseys signed, and adults were able to chum it up about all sorts of topics.

Gladiators fans are more like family to our players, and we thank every person who took the time to come out on July 22nd!

2013 CLEVELAND GLADIATORS POSTSEASON MEDIA GUIDE

2013 GAME HONORS

RUSSELL ATHLETIC OFFENSIVE PLAYER OF THE GAME

WK	TEAM	PLAYER
1	SPK	#17 Adron Tennell
2	TAM	#2 Joe Hills
3	CLE	#7 Brian Zbydniewski
5	CLE	#7 Brian Zbydniewski
6	UTA	#10 Tommy Grady
7	SJ	#7 Jason Willis
8	CLE	#14 Chris Dieker
9	CLE	#6 Thyron Lewis
10	PIT	#12 Steven Sheffield
11	NO	#2 Donovan Morgan
12	CLE	#14 Chris Dieker
13	CLE	#14 Chris Dieker
14	JAX	#3 Jeron Harvey
15	PHI	#5 Dan Raudabaugh
16	CLE	#14 Chris Dieker
17	CHI	#1 Reggie Gray
18	CLE	#14 Chris Dieker
19	CLE	#6 Thyron Lewis

RIDDELL DEFENSIVE PLAYER OF THE GAME

WK	TEAM	PLAYER
1	CLE	#4 Lance Caldwell
2	TAM	#4 Chris Smith
3	CLE	#3 LaRoche Jackson
5	CLE	#21 Brandon Anderson
6	CLE	#9 Lenny Wicks
7	SJ	#99 Jason Stewart
8	CLE	#19 Ronald "Rock" Dillon
9	SAN	#44 Jamar Ransom
10	CLE	#5 Joe Phinisee
11	NO	#99 Marlon Favorite
12	IOWA	#21 Ter'Ren Benton
13	CLE	#96 Randy Colling
14	CLE	#3 LaRoche Jackson
15	CLE	#21 Brandon Anderson
16	CLE	#5 Joe Phinisee
17	CHI	#8 Kelvin Morris
18	ORL	#20 Tanner Varner
19	CLE	#1 Marrio Norman

J. LEWIS SMALL PLAYERMAKER OF THE GAME

WK	TEAM	PLAYER
1	CLE	#6 Thyron Lewis
2	CLE	#55 Derik Steiner
3	JCK	#5 Jeff Hughley
5	CLE	#6 Thyron Lewis
6	UTA	#22 Aaron Lesue
7	SJ	#15 Fred Williams
8	CLE	#16 Dominick Goodman
9	SAN	#7 D.J. Stephens
10	PIT	#5 Chris LeFlore
11	NO	#0 Cameron McGlenn
12	IOWA	#7 Darius Reynolds
13	ORL	#17 T.T. Toliver
14	JAX	#5 Jeff Hughley
15	PHI	#81 Andrae Thurman
16	CLE	#10 Cody Pearcy
17	CHI	#1 Reggie Gray
18	ORL	#17 T.T. Toliver
19	UTA	#21 LaVaughn Macon

CUTTERS CATCH OF THE GAME

WK	TEAM	PLAYER
1	CLE	#16 Dominick Goodman
2	TAM	#2 Joe Hills
3	CLE	#16 Dominick Goodman
5	CLE	#6 Thyron Lewis
6	CLE	#9 Lenny Wicks
7	CLE	#16 Dominick Goodman
8	CHI	#1 Reggie Gray
9	CLE	#6 Thyron Lewis
10	PIT	#14 Kenny Stafford
11	NO	#2 Donovan Morgan
12	CLE	#12 Jamar Howard
13	CLE	#6 Thyron Lewis
14	CLE	#16 Dominick Goodman
15	PHI	#23 LaRico Stevenson
16	PIT	#19 Julian Talley
17	CHI	#1 Reggie Gray
18	CLE	#16 Dominick Goodman
19	UTA	#6 Mario Urrutia

AFL HIGHLIGHT OF THE GAME

WK	TEAM	PLAYER
1	CLE	#16 Dominick Goodman
2	TAM	#68 Alfred McCullough
3	CLE	#16 Dominick Goodman
5	PHI	#23 LaRico Stevenson
6	CLE	#9 Lenny Wicks
7	SJ	#15 Fred Williams
8	CHI	#2 Rodney Wright
9	CLE	#9 Lenny Wicks
10	CLE	#5 Joe Phinisee
11	NO	#28 LJ Castile
12	CLE	#12 Jamar Howard
13	CLE	#2 Carlese Franklin
14	JAX	#1 Micheaux Robinson
15	CLE	#2 Carlese Franklin
16	CLE	#1 Marrio Norman
17	CHI	#1 Reggie Gray
18	CLE	#6 Thyron Lewis
19	UTA	#9 David Hyland



2013 CLEVELAND GLADIATORS POSTSEASON MEDIA GUIDE

2013 GLADIATORS TEAM STATISTICS

AFL - 2013 REGULAR SEASON (Through games of Jul 28, 2013)

TEAM STATISTICS	CLE	OPP
SCORING.....	847	1047
Points Per Game.....	47.1	58.2
FIRST DOWNS.....	365	350
Rushing.....	58	39
Passing.....	256	272
Penalty.....	51	39
RUSHING YARDAGE.....	567	348
Yards gained rushing.....	654	365
Yards lost rushing.....	87	17
Rushing Attempts.....	131	132
Average Per Rush.....	4.3	2.6
Average Per Game.....	31.5	19.3
TDs Rushing.....	35	26
PASSING YARDAGE.....	4351	4812
Att-Comp-Int.....	679-410-25	627-420-19
Average Per Pass.....	6.4	7.7
Average Per Catch.....	10.6	11.5
Average Per Game.....	241.7	267.3
TDs Passing.....	80	105
TOTAL OFFENSE.....	4918	5160
Total Plays.....	849	775
Average Per Play.....	5.8	6.7
Average Per Game.....	273.2	286.7
KICK RETURNS: #-Yards.....	111-1759	96-1893
FG RETURNS: #-Yards.....	3-44	3-56
INT RETURNS: #-Yards.....	19-252	25-356
KICK RETURN AVERAGE.....	15.8	19.7
FG RETURN AVERAGE.....	14.7	18.7
INT RETURN AVERAGE.....	13.3	14.2
FUMBLES-LOST.....	29-18	21-16
PENALTIES-Yards.....	121-804	152-1011
Average Per Game.....	44.7	56.2
TIME OF POSSESSION/Game.....	-29:-11	28:59
3RD-DOWN Conversions.....	48/120	55/111
3rd-Down Pct.....	40%	50%
4TH-DOWN Conversions.....	22/51	16/36
4th-Down Pct.....	43%	44%
SACKS BY-Yards.....	16-63	39-202
MISC YARDS.....	-6	-9
TOUCHDOWNS SCORED.....	122	149
FIELD GOALS-ATTEMPTS.....	6-19	4-10
ON-SIDE KICKS.....	3-11	3-14
RED-ZONE SCORES.....	67-84 80%	77-95 81%
RED-ZONE TOUCHDOWNS.....	66-84 79%	73-95 77%
4-point drop-kick FGs.....	0-0	0-1
PAT-ATTEMPTS.....	87-110 79%	119-135 88%
2-point drop-kick PATs.....	0-0	0-0
ATTENDANCE.....	72007	68451
Games/Avg Per Game.....	9/8001	8/8556
Neutral Site Games.....		1/3838

FIRST HALF

SCORE BY QUARTERS	1st	2nd
-----	---	---
Cleveland Gladiators	163	234
Opponents.....	227	325

SECOND HALF

SCORE BY QUARTERS	3rd	4th	OT
-----	---	---	---
Cleveland Gladiators	181	262	7
Opponents.....	180	315	0

GAME TOTALS

SCORE BY QUARTERS	Total
-----	---
Cleveland Gladiators	847
Opponents.....	1047

2013 CLEVELAND GLADIATORS POSTSEASON MEDIA GUIDE

2013 GLADIATORS INDIVIDUAL STATISTICS

AFL - 2013 REGULAR SEASON (Through games of Jul 28, 2013)

RUSHING	GP	Att	Gain	Loss	Net	Avg	TD	Long	Avg/G
DIEKER, Chris	13	61	289	22	267	4.4	17	32	20.5
STEINER, Derik	14	29	211	43	168	5.8	6	44	12.0
HARRELL, Clay	7	5	37	2	35	7.0	1	21	5.0
ZBYDNIIEWSKI, Brian	9	15	47	12	35	2.3	6	13	3.9
FRANKLIN, Carlese	10	8	37	2	35	4.4	1	10	3.5
GOODMAN, Dominick	17	6	15	2	13	2.2	3	6	0.8
WILSON, Jonathan	9	2	12	0	12	6.0	0	8	1.3
BYRD, Terrill	7	1	3	0	3	3.0	1	3	0.4
HOWARD, Jamar	8	1	2	0	2	2.0	0	2	0.2
SCHOFIELD, Chad	8	1	1	0	1	1.0	0	1	0.1
BRANCH, Darren	7	1	0	2	-2	-2.0	0	0	-0.3
LEWIS, Thyron	18	1	0	2	-2	-2.0	0	0	-0.1
Total.....	18	131	654	87	567	4.3	35	44	31.5
Opponents.....	18	132	365	17	348	2.6	26	16	19.3

PASSING	GP	Rating	Cmp-Att-Int	Pct	Yds	TD	Lng	Avg/G
DIEKER, Chris	13	101.39	225-353-11	63.7	2433	43	47	187.2
ZBYDNIIEWSKI, Brian	9	85.43	178-310-14	57.4	2001	34	38	222.3
SOUTHWICK, Dann	1	118.75	7-14-0	50.0	119	3	35	119.0
GOODMAN, Dominick	17	39.58	0-2-0	0.0	0	0	0	0.0
TEAM	17	39.58	0-0-0	0.0	-202	0	0	-11.9
Total.....	18	93.22	410-679-25	60.4	4351	80	47	241.7
Opponents.....	18	116.84	420-627-19	67.0	4812	105	48	267.3

RECEIVING	GP	No.	Yds	Avg	TD	Long	Avg/G
GOODMAN, Dominick	17	147	1267	8.6	24	35	74.5
LEWIS, Thyron	18	97	1430	14.7	26	47	79.4
FRANKLIN, Carlese	10	54	663	12.3	9	47	66.3
HOWARD, Jamar	8	39	422	10.8	6	38	52.8
WILSON, Jonathan	9	37	421	11.4	10	30	46.8
STEINER, Derik	14	14	122	8.7	1	23	8.7
PEARCY, Cody	8	8	80	10.0	3	19	10.0
WILLIAMS, Maurice	4	6	83	13.8	1	28	20.8
COBB, C.J.	12	5	36	7.2	0	16	3.0
HAYER, Ron	8	1	17	17.0	0	17	2.1
NORMAN, Marrio	12	1	8	8.0	0	8	0.7
SCHOFIELD, Chad	8	1	4	4.0	0	4	0.5
Total.....	18	410	4553	11.1	80	47	252.9
Opponents.....	18	420	4875	11.6	105	48	270.8

FG RETURNS	No.	Yds	Avg	TD	Long
JACKSON, LaRoche	1	14	14.0	0	14
GOODMAN, Dominick	1	20	20.0	0	20
FRANKLIN, Carlese	1	10	10.0	0	10
Total.....	3	44	14.7	0	20
Opponents.....	3	56	18.7	0	27

2013 CLEVELAND GLADIATORS POSTSEASON MEDIA GUIDE

INTERCEPTIONS	No.	Yds	Avg	TD	Long
NORMAN, Marrio	7	70	10.0	1	54
JACKSON, LaRoche	5	52	10.4	1	32
PHINISEE, Joe	2	73	36.5	1	49
ANDERSON, Brandon	2	19	9.5	0	19
WICKS, Lenny	2	20	10.0	0	20
WILLIAMS, Maurice	1	18	18.0	0	18
Total.....	19	252	13.3	3	54
Opponents.....	25	356	14.2	8	56

KICK RETURNS	No.	Yds	Avg	TD	Long
FRANKLIN, Carlese	46	841	18.3	1	56
GOODMAN, Dominick	34	613	18.0	0	39
WILLIAMS, Maurice	14	217	15.5	0	26
LEWIS, Thyron	10	47	4.7	0	10
PEARCY, Cody	3	29	9.7	0	14
TEAM	2	0	0.0	0	0
PHINISEE, Joe	1	14	14.0	1	14
NORMAN, Marrio	1	-2	-2.0	0	0
Total.....	111	1759	15.8	2	56
Opponents.....	96	1893	19.7	8	57

FUMBLE RETURNS	No.	Yds	Avg	TD	Long
ANDERSON, Brandon	1	13	13.0	0	13
WICKS, Lenny	1	2	2.0	1	0
NORMAN, Marrio	1	9	9.0	0	9
PEARCY, Cody	0	0	0.0	1	0
Total.....	3	24	8.0	2	13
Opponents.....	6	32	5.3	2	11

TOTAL OFFENSE	G	Plays	Rush	Pass	Total	Avg/G
DIEKER, Chris	13	414	267	2433	2700	207.7
ZBYDNIIEWSKI, Brian	9	325	35	2001	2036	226.2
STEINER, Derik	14	29	168	0	168	12.0
SOUTHWICK, Dann	1	14	0	119	119	119.0
HARRELL, Clay	7	5	35	0	35	5.0
FRANKLIN, Carlese	10	8	35	0	35	3.5
GOODMAN, Dominick	17	8	13	0	13	0.8
WILSON, Jonathan	9	2	12	0	12	1.3
BYRD, Terrill	7	1	3	0	3	0.4
HOWARD, Jamar	8	1	2	0	2	0.2
SCHOFIELD, Chad	8	1	1	0	1	0.1
LEWIS, Thyron	18	1	-2	0	-2	-0.1
BRANCH, Darren	7	1	-2	0	-2	-0.3
TEAM	17	0	0	-202	-202	-11.9
Total.....	18	810	567	4351	4918	273.2
Opponents.....	18	759	348	4812	5160	286.7

2013 CLEVELAND GLADIATORS POSTSEASON MEDIA GUIDE

SCORING	TD	FGs	PATs			2PT	Saf	Points
			Kick	Rush	Rcv Pass			
GOODMAN, Dominick	27	0-0	0-0	0-0	0 0-0	0	0	162
LEWIS, Thyron	26	0-0	0-0	0-0	1 0-0	0	0	158
DIEKER, Chris	17	0-0	0-0	2-3	0 2-4	0	0	106
FRANKLIN, Carlese	11	0-0	0-0	0-0	0 0-0	0	0	66
WILSON, Jonathan	10	0-0	0-0	0-0	0 0-0	0	0	60
PETTREY, Aaron	0	4-12	45-59	0-1	0 0-0	0	0	57
STEINER, Derik	7	0-0	0-0	0-0	0 0-0	0	0	42
HOWARD, Jamar	6	0-0	0-0	0-0	0 0-0	0	0	36
ZBYDNIEWSKI, Brian	6	0-0	0-0	0-0	0 0-3	0	0	36
GORNALL, Ross	0	1-3	28-32	0-0	0 0-0	0	0	31
PEARCY, Cody	4	0-0	0-0	0-0	1 0-0	0	0	26
CAMAY, Craig	0	1-4	14-19	0-0	0 0-0	0	0	17
PHINISEE, Joe	2	0-0	0-0	0-0	0 0-0	0	0	12
HARRELL, Clay	1	0-0	0-0	0-0	0 0-0	0	0	6
WILLIAMS, Maurice	1	0-0	0-0	0-0	0 0-0	0	0	6
WICKS, Lenny	1	0-0	0-0	0-0	0 0-0	0	0	6
BYRD, Terrill	1	0-0	0-0	0-0	0 0-0	0	0	6
NORMAN, Marrio	1	0-0	0-0	0-0	0 0-0	0	0	6
JACKSON, LaRoche	1	0-0	0-0	0-0	0 0-0	0	0	6
BRIKOWSKI, Brian	0	0-0	0-0	0-0	0 0-0	0	1	2
SOUTHWICK, Dann	0	0-0	0-0	0-0	0 0-1	0	0	0
Total.....	122	6-19	87-110	2-4	2 2-8	0	1	847
Opponents.....	149	4-10	119-135	3-3	7 7-11	0	1	1047

FIELD GOALS	FGM-FGA	Pct	01-19	20-29	30-39	40-49	50-99	Lg	Blk
GORNALL, Ross	1-3	33.3	0-0	0-0	0-1	1-2	0-0	45	0
PETTREY, Aaron	4-12	33.3	1-1	0-1	2-3	1-1	0-6	42	1
CAMAY, Craig	1-4	25.0	0-0	0-1	1-1	0-1	0-1	33	1

FG SEQUENCE	Cleveland Gladiators	OPPONENTS
Spokane Shock	34	-
Tampa Bay Storm	-	-
Jacksonville Sharks	41	(34)
Philadelphia Soul	(45)	-
Utah Blaze	-	-
San Jose SaberCats	(42)	-
Chicago Rush	54, (19)	-
San Antonio Talons	23	39
Pittsburgh Power	62, (36), 58, 64	53, 33
New Orleans VooDoo	-	-
Iowa Barnstormers	35	51
Orlando Predators	-	-
Jacksonville Sharks	56	(25)
Philadelphia Soul	60, (35)	(24)
Pittsburgh Power	-	(19)
Chicago Rush	-	21, 17
Orlando Predators	(33)	-
Utah Blaze	28, 56, 44	-

Numbers in (parentheses) indicate field goal was made.

2013 CLEVELAND GLADIATORS POSTSEASON MEDIA GUIDE

KICKOFFS	No.	Yds	Avg	TB	OB	Retn	Net	YdLn
PETTREY, Aaron	69	3677	53.3	16	9			
GORNALL, Ross	36	1979	55.0	4	0			
CAMAY, Craig	22	1182	53.7	2	2			
FRANKLIN, Carlese	3	61	20.3	0	3			
PEARCY, Cody	1	43	43.0	0	0			
Total.....	131	6942	53.0	22	14	1893	37.7	12
Opponents.....	156	8503	54.5	43	6	1759	41.9	8

2-POINT DK PATS: None.

4-POINT DK FGS: None.

ALL PURPOSE	G	Rush	Rec	FG	KOR	IR	Tot	Avg/G
GOODMAN, Dominick	17	13	1267	20	613	0	1913	112.5
FRANKLIN, Carlese	10	35	663	10	841	0	1549	154.9
LEWIS, Thyron	18	-2	1430	0	47	0	1475	81.9
WILSON, Jonathan	9	12	421	0	0	0	433	48.1
HOWARD, Jamar	8	2	422	0	0	0	424	53.0
WILLIAMS, Maurice	4	0	83	0	217	18	318	79.5
STEINER, Derik	14	168	122	0	0	0	290	20.7
DIEKER, Chris	13	267	0	0	0	0	267	20.5
PEARCY, Cody	8	0	80	0	29	0	109	13.6
PHINISEE, Joe	11	0	0	0	14	73	87	7.9
NORMAN, Marrio	12	0	8	0	-2	70	76	6.3
JACKSON, LaRoche	14	0	0	14	0	52	66	4.7
COBB, C.J.	12	0	36	0	0	0	36	3.0
ZBYDNIEWSKI, Brian	9	35	0	0	0	0	35	3.9
HARRELL, Clay	7	35	0	0	0	0	35	5.0
WICKS, Lenny	12	0	0	0	0	20	20	1.7
ANDERSON, Brandon	13	0	0	0	0	19	19	1.5
HAYER, Ron	8	0	17	0	0	0	17	2.1
SCHOFIELD, Chad	8	1	4	0	0	0	5	0.6
BYRD, Terrill	7	3	0	0	0	0	3	0.4
BRANCH, Darren	7	-2	0	0	0	0	-2	-0.3
Total.....	18	567	4553	44	1759	252	7175	398.6
Opponents.....	18	348	4875	56	1893	356	7528	418.2

2013 CLEVELAND GLADIATORS POSTSEASON MEDIA GUIDE

DEFENSIVE LEADERS

	GP	Tackles			TFL/Yds	Sacks No-Yds	Pass Def			Fumbles Rcv-Yds	Blkd		
		Solo	Ast	Total			Int-Yds	BrUp	QBH		FF	Kick	Saf
3 JACKSON	14	75	20	85.0	2.5-4	.	5-52	9	1	4-0	2	.	.
9 WICKS	12	56	18	65.0	.	.	2-20	9	.	1-2	2	.	.
21 ANDERSON	13	47	8	51.0	.	.	2-19	9	.	2-13	1	.	.
1 NORMAN	12	41	17	49.5	1.5-2	.	7-70	11	.	1-9	.	.	.
5 PHINISEE	11	40	11	45.5	1.0-1	.	2-73	4	.	1-0	2	.	.
96 COLLING	16	17	12	23.0	5.0-24	4.0-14	.	.	2	2-0	3	.	.
99 COOKE	14	13	14	20.0	3.5-21	4.0-21	.	1	2	.	1	.	.
19 DILLON	6	15	7	18.5	3.0-6
33 BRIKOWSKI	6	11	13	17.5	1.0-3	1.0-3	.	1	.	.	1	.	1
44 STORM	9	11	10	16.0	2.0-12	3.0-12	.	2	2	2-0	1	2	.
1 LOVE	3	13	3	14.5	.	.	.	4
33 HARDWICK	9	8	12	14.0	2.5-10	2.0-9	.	1	1
11 WOODS	5	11	3	12.5	1.0-2	.	.	1	1
4 CALDWELL	2	10	4	12.0	.	.	.	1
90 BRANCH	7	7	9	11.5	2.0-6	1.0-5	.	1
16 GOODMAN	17	9	1	9.5
10 PEARCY	8	8	1	8.5	1-0	.	.	.
6 LEWIS	18	6	2	7.0
4 FUSILIER	1	3	5	5.5	1-0	.	.	.
12 HOWARD	8	3	5	5.5
49 BYRD	7	4	3	5.5	1.0-1	1.0-1	.	.	2
55 STEINER	14	4	3	5.5
17 WILLIAMS	4	5	1	5.5	.	.	1-18	1
8 WILSON	9	2	5	4.5
7 ZBYDNIOWSKI	9	4	.	4.0
20 GORNALL	5	4	.	4.0
2 FRANKLIN	10	2	3	3.5
71 COBB	12	2	.	2.0
5 DENSON	2	.	4	2.0	1
74 BREEN	14	1	1	1.5
22 CAMAY	3	1	.	1.0
91 HARRELL	7	.	1	0.5
TM TEAM	17	1-0	1	.	.
Total.....	18	433	196	531.0	26-92	16-63	19-252	55	12	16-24	14	2	1
Opponents	18	490	168	574.0	54-293	39-202	25-356	88	11	16-32	18	7	1

2013 CLEVELAND GLADIATORS POSTSEASON MEDIA GUIDE

2013 GLADIATORS GAME-HIGHS

INDIVIDUAL

Rushes.....	8	DIEKER, Chris vs Iowa Barnstormers (Jun 07, 2013) DIEKER, Chris vs Pittsburgh Power (Jul 06, 2013) DIEKER, Chris vs Chicago Rush (Jul 13, 2013)
Yards Rushing.....	61	DIEKER, Chris at Orlando Predators (Jun 15, 2013)
TD Rushes.....	3	DIEKER, Chris vs Philadelphia Soul (Jun 29, 2013) DIEKER, Chris vs Pittsburgh Power (Jul 06, 2013)
Long Rush.....	44	STEINER, Derik vs Pittsburgh Power (Jul 06, 2013)
Pass attempts.....	47	ZBYDNIIEWSKI, Brian at San Jose SaberCats (May 04, 2013) DIEKER, Chris vs Iowa Barnstormers (Jun 07, 2013)
Pass completions....	30	DIEKER, Chris vs Iowa Barnstormers (Jun 07, 2013)
Yards Passing.....	339	DIEKER, Chris vs Philadelphia Soul (Jun 29, 2013)
TD Passes.....	8	ZBYDNIIEWSKI, Brian at Philadelphia Soul (Apr 20, 2013)
Long Pass.....	47	DIEKER, Chris at Orlando Predators (Jun 15, 2013) DIEKER, Chris vs Orlando Predators (Jul 20, 2013)
Receptions.....	18	GOODMAN, Dominick vs Iowa Barnstormers (Jun 07, 2013)
Yards Receiving.....	157	LEWIS, Thyron vs San Antonio Talons (May 18, 2013)
TD Receptions.....	4	LEWIS, Thyron at Philadelphia Soul (Apr 20, 2013) LEWIS, Thyron at Utah Blaze (Jul 27, 2013)
Long Reception.....	47	FRANKLIN, Carlese at Orlando Predators (Jun 15, 2013) LEWIS, Thyron vs Orlando Predators (Jul 20, 2013)
Field Goals.....	1	GORNALL, Ross at Philadelphia Soul (Apr 20, 2013) PETTREY, Aaron at San Jose SaberCats (May 04, 2013) PETTREY, Aaron vs Chicago Rush (May 11, 2013) PETTREY, Aaron at Pittsburgh Power (May 25, 2013) PETTREY, Aaron vs Philadelphia Soul (Jun 29, 2013) CAMAY, Craig vs Orlando Predators (Jul 20, 2013)
Long Field Goal.....	45	GORNALL, Ross at Philadelphia Soul (Apr 20, 2013)
Long MFG Return.....	20	GOODMAN, Dominick vs Iowa Barnstormers (Jun 07, 2013)
Long Kickoff Return.	56	FRANKLIN, Carlese at Orlando Predators (Jun 15, 2013)
Tackles.....	21.0	JACKSON, LaRoche vs Philadelphia Soul (Jun 29, 2013)
Sacks.....	1.0	BRIKOWSKI, Brian at Tampa Bay Storm (Mar 30, 2013) BYRD, Terrill at Tampa Bay Storm (Mar 30, 2013) COLLING, Randy at Tampa Bay Storm (Mar 30, 2013) STORM, Todd vs Utah Blaze (Apr 27, 2013) COLLING, Randy vs San Antonio Talons (May 18, 2013) COOKE, Kris at Pittsburgh Power (May 25, 2013) COLLING, Randy at New Orleans VooDoo (Jun 01, 2013) COLLING, Randy vs Iowa Barnstormers (Jun 07, 2013) COOKE, Kris vs Iowa Barnstormers (Jun 07, 2013) HARDWICK, Jacob at Jacksonville Sharks (Jun 22, 2013) COOKE, Kris at Jacksonville Sharks (Jun 22, 2013) COOKE, Kris vs Philadelphia Soul (Jun 29, 2013) STORM, Todd vs Pittsburgh Power (Jul 06, 2013) BRANCH, Darren vs Chicago Rush (Jul 13, 2013) HARDWICK, Jacob vs Orlando Predators (Jul 20, 2013) STORM, Todd at Utah Blaze (Jul 27, 2013)
Tackles For Loss....	2.0	DILLON, Ronald vs Chicago Rush (May 11, 2013)
Interceptions.....	3	JACKSON, LaRoche at Jacksonville Sharks (Jun 22, 2013) NORMAN, Marrio at Utah Blaze (Jul 27, 2013)

TEAM

Rushes.....	15	vs Pittsburgh Power (Jul 06, 2013)
Yards Rushing.....	74	at Orlando Predators (Jun 15, 2013)
Yards Per Rush.....	8.2	at Orlando Predators (Jun 15, 2013)
TD Rushes.....	3	at Tampa Bay Storm (Mar 30, 2013) vs Utah Blaze (Apr 27, 2013) vs Philadelphia Soul (Jun 29, 2013) vs Pittsburgh Power (Jul 06, 2013) vs Orlando Predators (Jul 20, 2013)
Pass attempts.....	47	at San Jose SaberCats (May 04, 2013) vs Iowa Barnstormers (Jun 07, 2013)
Pass completions....	30	vs Iowa Barnstormers (Jun 07, 2013)
Yards Passing.....	334	vs Philadelphia Soul (Jun 29, 2013)
Yards Per Pass.....	9.6	at Philadelphia Soul (Apr 20, 2013)
TD Passes.....	8	at Philadelphia Soul (Apr 20, 2013)
Total Plays.....	56	vs Iowa Barnstormers (Jun 07, 2013)
Total Offense.....	376	vs Philadelphia Soul (Jun 29, 2013)
Yards Per Play.....	9.4	at Philadelphia Soul (Apr 20, 2013)
Points.....	71	vs Pittsburgh Power (Jul 06, 2013)
Sacks By.....	3	at Tampa Bay Storm (Mar 30, 2013)
First Downs.....	27	vs Pittsburgh Power (Jul 06, 2013)
Penalties.....	12	vs Iowa Barnstormers (Jun 07, 2013)
Penalty Yards.....	106	vs San Antonio Talons (May 18, 2013)
Turnovers.....	7	vs San Antonio Talons (May 18, 2013)
Interceptions By....	3	at Jacksonville Sharks (Jun 22, 2013) vs Pittsburgh Power (Jul 06, 2013) at Utah Blaze (Jul 27, 2013)

2013 CLEVELAND GLADIATORS POSTSEASON MEDIA GUIDE

2013 GLADIATORS OPPONENT GAME-HIGHS

INDIVIDUAL

Rushes.....	8	ROSS, Derrick, vs Philadelphia Soul (Jun 29, 2013) DRONE, Luke, vs Chicago Rush (Jul 13, 2013)
Yards Rushing.....	37	ROSS, Derrick, vs Philadelphia Soul (Jun 29, 2013)
TD Rushes.....	3	BENSON, Mykel, at Orlando Predators (Jun 15, 2013)
Long Rush.....	16	MCPHERSON, Adri, at Tampa Bay Storm (Mar 30, 2013)
Pass attempts.....	50	RAUDABAUGH, Dan, at Philadelphia Soul (Apr 20, 2013)
Pass completions....	32	MEYER, Erik, vs Spokane Shock (Mar 24, 2013)
Yards Passing.....	362	MCPHERSON, Adri, at Tampa Bay Storm (Mar 30, 2013)
TD Passes.....	8	MEYER, Erik, vs Spokane Shock (Mar 24, 2013) MCPHERSON, Adri, at Tampa Bay Storm (Mar 30, 2013) GARCIA, Aaron, vs Orlando Predators (Jul 20, 2013)
Long Pass.....	48	GARCIA, Aaron, at Orlando Predators (Jun 15, 2013)
Receptions.....	14	LESUE, Aaron, vs Utah Blaze (Apr 27, 2013)
Yards Receiving.....	182	TOLIVER, T.T., vs Orlando Predators (Jul 20, 2013)
TD Receptions.....	5	TALLEY, Julian, vs Pittsburgh Power (Jul 06, 2013) TOLIVER, T.T., vs Orlando Predators (Jul 20, 2013)
Long Reception.....	48	RODRIGUEZ, Prec, at Orlando Predators (Jun 15, 2013)
Field Goals.....	1	CAPOZZOLI, Marc, vs Jacksonville Sharks (Apr 06, 2013) CAPOZZOLI, Marc, at Jacksonville Sharks (Jun 22, 2013) MARTINEZ, Carlo, vs Philadelphia Soul (Jun 29, 2013) RAUCH, Julian, vs Pittsburgh Power (Jul 06, 2013)
Long Field Goal.....	34	CAPOZZOLI, Marc, vs Jacksonville Sharks (Apr 06, 2013)
Long MFG Return.....	27	HUGHLEY, Jeff, vs Jacksonville Sharks (Apr 06, 2013)
Long Kickoff Return.	57	WILLIAMS, Fred, at San Jose SaberCats (May 04, 2013)
Tackles.....	11.5	PHINISEE, Joe, vs Chicago Rush (May 11, 2013)
Sacks.....	3.0	DUNCAN, Rashaad, vs Jacksonville Sharks (Apr 06, 2013)
Tackles For Loss....	3.0	DUNCAN, Rashaad, vs Jacksonville Sharks (Apr 06, 2013)
Interceptions.....	3	RANSOM, Jamar, vs San Antonio Talons (May 18, 2013)

TEAM

Rushes.....	18	vs Chicago Rush (Jul 13, 2013)
Yards Rushing.....	53	vs Chicago Rush (Jul 13, 2013)
Yards Per Rush.....	7.0	at Tampa Bay Storm (Mar 30, 2013)
TD Rushes.....	3	at Orlando Predators (Jun 15, 2013) vs Chicago Rush (Jul 13, 2013)
Pass attempts.....	50	at Philadelphia Soul (Apr 20, 2013)
Pass completions....	32	vs Spokane Shock (Mar 24, 2013)
Yards Passing.....	357	at Tampa Bay Storm (Mar 30, 2013)
Yards Per Pass.....	11.0	vs Orlando Predators (Jul 20, 2013)
TD Passes.....	8	vs Spokane Shock (Mar 24, 2013) at Tampa Bay Storm (Mar 30, 2013) at New Orleans VooDoo (Jun 01, 2013) vs Pittsburgh Power (Jul 06, 2013) vs Orlando Predators (Jul 20, 2013)
Total Plays.....	59	at Philadelphia Soul (Apr 20, 2013)
Total Offense.....	392	at Tampa Bay Storm (Mar 30, 2013)
Yards Per Play.....	9.9	vs Orlando Predators (Jul 20, 2013)
Points.....	69	at Tampa Bay Storm (Mar 30, 2013) at New Orleans VooDoo (Jun 01, 2013)
Sacks By.....	5	at New Orleans VooDoo (Jun 01, 2013)
First Downs.....	27	at Orlando Predators (Jun 15, 2013)
Penalties.....	12	vs Jacksonville Sharks (Apr 06, 2013) at San Jose SaberCats (May 04, 2013)
Penalty Yards.....	103	vs Pittsburgh Power (Jul 06, 2013)
Turnovers.....	5	vs Pittsburgh Power (Jul 06, 2013)
Interceptions By....	6	vs San Antonio Talons (May 18, 2013)

2013 CLEVELAND GLADIATORS POSTSEASON MEDIA GUIDE

2013 GLADIATORS PARTICIPATION CHART

AFL - 2013 REGULAR SEASON (Through games of Jul 28, 2013)

##	Name	GP/GS	SPO	TBY	JAX	PHI	UTA	SJS	CHI	SAT	PIT	NOV	IOW	ORL	JAX	PHI	PIT	CHI	ORL	UTA	
21	ANDERSON, Brand	13/10	XXX	XXX	START	START	START	START	XXX	START	START	START	START	START	START	START
90	BRANCH, Darren	7/7	...	START	START	START	START	START	START	START	START
74	BREEN, Shannon	14/14	START	START	START	START	START	START	...	START	START	START	START	START	START	START	START	...	START
33	BRIKOWSKI, Bria	6/5	START	START	START	START	START	...	XXX
49	BYRD, Terrill	7/6	...	START	START	START	...	START	START	START	...	XXX
4	CALDWELL, Lance	2/2	START	START
22	CAMAY, Craig	3/-	XXX	XXX	XXX	...
71	COBB, C.J.	12/11	START	START	START	START	START	START	...	XXX	START	START	START	START	START	START
96	COLLING, Randy	16/13	...	XXX	XXX	START	START	START	...	START	START	START	START	XXX	START	START	START	START	START	START	START
99	COOKE, Kris	14/14	START	START	START	START	START	START	START	START	START	START	START	...	START	START	...	START
5	DENSON, Brandon	2/1	START	XXX
14	DIEKER, Chris	13/9	XXX	...	XXX	XXX	START	...	START	START	XXX	START	START	START	START	START	START	START
19	DILLON, Ronald	6/5	START	START	START	START	START	XXX
2	FRANKLIN, Carle	10/7	XXX	XXX	START	...	XXX	START	START	START	START	START	START	START
4	FUSILIER, Donal	1/1	START
16	GOODMAN, Domini	17/15	START	START	START	...	XXX	START	START	START	START	START	START	XXX	START	START	START	START	START	START	START
20	GORNALL, Ross	5/-	XXX	XXX	XXX	XXX	XXX
33	HARDWICK, Jacob	9/8	XXX	START	START	START	START	START	START	START	START	START
91	HARRELL, Clay	7/6	START	XXX	START	START	START	START	START	START
77	HAYER, Ron	8/7	START	START	START	START	START	START	XXX
17	HINES, Andrico	1/-	XXX
12	HOWARD, Jamar	8/5	START	START	START	XXX	XXX	START	XXX	START
3	JACKSON, LaRoch	14/13	START	START	START	START	START	START	START	START	START	XXX	START	START	START	START	START
6	LEWIS, Thyron	18/17	START	START	START	START	START	START	START	START	START	START	START	XXX	START	START	START	START	START	START	START
1	LOVE, Jamar	3/3	START	START	START
1	NORMAN, Marrio	12/11	START	START	START	START	START	XXX	START	START	START	START	START	START	START
79	O'BRIEN, Kitt	5/5	START	START	START	START	START	...	START
10	PEARCY, Cody	8/-	XXX	XXX	XXX	XXX	XXX	XXX	XXX	XXX	XXX
4	PETTREY, Aaron	10/-	XXX	XXX	XXX	XXX	XXX	XXX	XXX	XXX	XXX	XXX	XXX
5	PHINISEE, Joe	11/10	START	START	START	START	XXX	START	START	START	START	START	START	START
75	SCHOFIELD, Chad	8/6	XXX	...	START	...	START	XXX	START	START	START	START	START
17	SOUTHWICK, Dann	1/-	XXX
55	STEINER, Derik	14/10	START	START	START	START	START	START	START	START	START	START	XXX	XXX	START	XXX	XXX	START	START
44	STORM, Todd	9/7	XXX	START	START	START	START	START	...	XXX	START	...	START	START	START
9	WICKS, Lenny	12/8	START	START	START	XXX	XXX	XXX	START	START	START	START	XXX	START	START	START
17	WILLIAMS, Mauri	4/3	START	START	...	XXX	START
8	WILSON, Jonatha	9/8	START	START	START	START	START	START	START	START	START	START
11	WOODS, Piere	5/4	START	XXX	START	START	START	START
7	ZBYDNIIEWSKI, Br	9/8	START	START	START	START	START	START	START	XXX	START

XXX= Played

...= Did not play

2013 CLEVELAND GLADIATORS POSTSEASON MEDIA GUIDE

2013 CLEVELAND GLADIATORS THE COACHES



STEVE THONN **Head Coach**

Steve Thonn enters his fourth season with the Gladiators. Thonn was named head coach and director of football operations of the Cleveland Gladiators on December 23, 2009 after spending the 2008 AFL season as the head coach of the Grand Rapids Rampage.

The Gladiators finished the 2012 season with an 8-10 record under Thonn. In 2011, Thonn's Gladiators finished with an overall record of 10-8 and claimed the American Conference East Division crown.

In his first year with the Gladiators, the team compiled a 7-9 overall record. Despite the sub-.500 finish, the Gladiators outscored their opponents 938-906 on the year and had receiver Ben Nelson and offensive lineman Adam Tadisich named to the AFL First Team and defensive lineman Anthony Hoke was named to the AFL Second Team. Quarterback John Dutton finished the season with 5,104 passing yards - second-best in the league.

In 2008, the Rampage's 956 total points and 59.5 points-per-game average, both franchise records, were second best in the AFL behind only the 13-3 Philadelphia Soul. In Thonn's lone season, Grand Rapids posted the four highest single-game point totals this season (92 in Week 4; 84 in Week 5; 84 in Week 15; 86 in Week 17) and became the first team in AFL history to post four 80+ point games in a single season. Grand Rapids' 92-point outburst at Kansas City in Week 4 marked the highest total for a road team in AFL history and the second highest point total overall.

The Rampage advanced to the American Conference Championship, one game shy of playing in ArenaBowl XII.

Prior to the Rampage, Thonn spent three seasons (2005-07) as the offensive coordinator for the Georgia Force, who compiled a 33-15 regular-season record during that span, made two National Conference Championship appearances and reached ArenaBowl XIX.

During Thonn's time as an offensive coordinator for the Force, Georgia regularly set team offensive records while several of its players set individual, team and league marks of their own. In 2007, the Force led the AFL with a record 145 touchdowns while posting the third highest points total (1,007) in the AFL's 21-year history.

Meanwhile, quarterback Chris Greisen, who had thrown just 16 passes in his AFL career entering 2007, connected on a league-record 117 touchdown passes, led the AFL and currently ranks third all-time with a 132.0 quarterback rating, and amassed the second highest passing yards total (4,851) in AFL history.

Other players who emerged as offensive stars while under Thonn's tutelage in Georgia included quarterback Matt Nagy and receiver Troy Bergeron. Nagy, who set every major Force passing record in 2006 only to be eclipsed by Greisen, took Georgia to an ArenaBowl XIX appearance, developing into an established leader that navigated the Columbus Destroyers past the Force and into ArenaBowl XXI in 2007. Bergeron exploded onto the AFL scene in 2005 as the league's Rookie of the Year, and became the league's fifth leading receiver in 2007.

Prior to joining the Force, Thonn served as the offensive coordinator for the Dallas Desperados from 2003-04, where he helped introduced three-time AFL All-Ironman Team member and 2007 Ironman of the Year Will Pettis to the league.

From 1998-2001, Thonn served as head coach for the Houston ThunderBears, posting an 18-38 record and making one playoff appearance. From 1998-99, he helped transform then second-year starter Clint Dolezel into arguably the most prolific and productive passer in AFL history.

Thonn's AFL coaching career also includes stints as the offensive coordinator for the Milwaukee Mustangs (1996) and the Connecticut Coyotes (1995), and he served as the Albany Firebirds' receivers and special teams coach in 1994. In

2013 CLEVELAND GLADIATORS POSTSEASON MEDIA GUIDE

addition, Thonn played for six seasons (1988-93) in the AFL as a wide receiver/defensive back with the Firebirds and the Chicago Bruisers.

The Wheaton College graduate was named to the Division III All-America Team in football and played basketball and baseball for the Crusaders from 1980-84, earning a spot in the school's Hall of Honor. Thonn also served as an assistant basketball coach for his alma mater and has coached for Wheaton North (Ill.) High School's varsity football team.

Thonn and his wife, Pam, have a daughter, Jaimee, and a son, Corey.



RON SELESKY **Assistant Head Coach**

Ron Selesky enters his third season with the Gladiators, serving as Director of Player Personnel in 2011 and Assistant Head Coach in 2012. Prior to joining Cleveland, Selesky was the Defensive Coordinator/Director of Player Personnel for the Grand Rapids Rampage in 2008. He boasts several years of Arena Football experience at both head coaching and assistant coaching positions. He returned to the AFL in 2008 season after serving two years (2006-07) as head coach of arenafootball2's Alabama Steeldogs.



Selesky began his Arena Football coaching career as the director of player personnel and assistant coach for the AFL's Tampa Bay Storm from 1997-99, helping to lead the team to a 31-11 regular-season record and a 1998 ArenaBowl appearance. He then took his first head coaching position with the af2's Louisville Fire in 2001 and, the following year, earned af2 Coach of the Year honors after guiding the Albany Conquest to a 13-3 regular-season mark and a Northeast Division title.

Upon returning to the AFL in 2003, Selesky led the Buffalo Destroyers as their head coach and director of football operations for one season before the team relocated to Columbus, Ohio. He then joined the Carolina Cobras in 2004, serving as the team's defensive coordinator before taking the reins as an interim head coach for the team's final six games. Selesky rejoined the Columbus Destroyers in 2005, serving as defensive coordinator for one year before returning to the af2 and the Steeldogs.

Selesky also spent several years as a lineman at both the collegiate and professional levels. He played his college ball at North Central College, where he lined up against Wheaton College graduate and current Gladiators head coach Steve Thonn.

Selesky went on to play in two games for the NFL's Minnesota Vikings in 1987, and attended training camps with the San Diego Chargers in 1988, the Miami Dolphins in 1990, and the Detroit Lions in 1992. He also spent three years (1995-97) as a scout for ProQuest Management.

The Brunswick, N.J., native and his wife, Michelle, have three children: Erin, Madelyn and Brandt.



MIKE SMITH
Assistant Coach

CHRIS JOHNSON
Assistant Coach

TIM SMITH
Assistant Coach

JEFF LAMBERT-SHEMO
Head Athletic Trainer

JAMIE SMITH
Equipment Mgr.

GIOVANNI DISIENA
Asst. Equipment Mgr.

BRETT O'CONNOR
Video Coordinator

2013 CLEVELAND GLADIATORS POSTSEASON MEDIA GUIDE

2013 CLEVELAND GLADIATORS THE PLAYERS

DB Brandon Anderson #21

5'10 179 12/10/85 Akron

AFL CAREER NOTES

- Enters first season with the Cleveland Gladiators.
- Spent 2012 with the Arizona Rattlers.
- Recorded 14.5 tackles with Arizona.

PROFESSIONAL NOTES

- Spent 2009 with the Tampa Bay Buccaneers and played in three games.

PERSONAL NOTES

- Played collegiately at Akron.
- Started 11 games and recorded 42 tackles in his senior year with the Zips.
- Prepped at Pulaski High School.
- From Dublin, Virginia.



DL Darren Branch #90

6'1 255 06/22/89 Northern Iowa

AFL CAREER NOTES

- Enters first season with the Cleveland Gladiators.

OTHER PROFESSIONAL NOTES

- Participated in post-draft Mini-Camp with the Cleveland Browns (NFL) in 2012.

COLLEGE/PERSONAL NOTES

- Played collegiately at Northern Iowa University.
- Earned Honorable Mention All-Missouri Valley Conference.
- Started all 12 games in 2010, registering 37 tackles with 2.5 sacks.
- Prepped at Twinsburg High School in Twinsburg, Ohio.



OL Shannon Breen #74

6'5 310 03/16/89 West Virginia Wesleyan

AFL CAREER NOTES

- Enters first season with the Cleveland Gladiators.
- Was a member of the Milwaukee Mustangs as an OL/FB in 2012.

OTHER PROFESSIONAL NOTES

- Member of the Green Bay Blizzard (IFL) before joining the Milwaukee Mustangs (AFL).

COLLEGE/PERSONAL NOTES

- Played collegiately at West Virginia Wesleyan and was First Team All-Conference.
- Earned Top Offensive Lineman at the All-American Bowl following Senior season.
- Participated in the Cactus Bowl along with the top Division II players across the country.
- Prepped at Twinsburg High School in Twinsburg, Ohio.



2013 CLEVELAND GLADIATORS POSTSEASON MEDIA GUIDE

K Craig Camay #22

5'11 200 08/16/86 Tennessee-Chattanooga

AFL CAREER NOTES

- Enters first season with the Cleveland Gladiators after being assigned July 11.
- Played in two games with the Tampa Bay Storm this season, where he attempted one field goal and notched 21 kickoffs for 1,187 yards.
- Connected on 114-of-132 extra point attempts and 4-of-11 field goals with the Iowa Barnstormers in 2012.
- Converted on 4-of-6 extra points and his only field goal attempt as a rookie with the Tampa Bay Storm in 2011.

PERSONAL NOTES

- Appeared in 44 games at Chattanooga, earning Second Team All-America honors as a senior.



OL CJ Cobb #71

6'4 310 03/24/88 Cincinnati

AFL CAREER NOTES

- Enters first season with the Cleveland Gladiators.
- Started 16 games for the Chicago Rush in 2012.
- Played in 1 game as a Rookie for the Chicago Rush in 2011.

COLLEGE/PERSONAL NOTES

- Played in 25 games collegiately at the University of Cincinnati.
- Prepped at Sandalwood High School in Jacksonville, FL



DL Randy Colling #96

6'5 325 05/10/90 Gannon

AFL CAREER NOTES


- Enters first season with the Cleveland Gladiators.

OTHER PROFESSIONAL NOTES

- Spent time in NFL Mini-Camps with the New York Jets and Green Bay Packers in 2012.

COLLEGE/PERSONAL NOTES

- Played collegiately at Gannon University.
- Totaled 220 tackles, 48 tackles for loss, and 25 sacks in his career as a Golden Knight.
- Division II All-American by D2Football.Com, Associated Press Little All-America, and Daktronics Football in 2011.
- Gene Upshaw NCAA Division II Defensive Lineman of the Year finalist.
- Prepped at Pioneer High School in Arcade, NY.



DL Kris Cooke #99

6'3 275 01/01/88 Purdue

AFL CAREER NOTES

- Enters first season with the Cleveland Gladiators.
- Recorded 11.5 tackles and 4.5 sacks for the Georgia Force in 2012.

COLLEGE/PERSONAL NOTES

- Played collegiately at Purdue.
- Recorded 7 tackles in 2008.
- Second Team All-American and First Team All-Conference at Joliet Junior College.
- Earned Conference Defensive MVP, also at Joliet Junior College.
- Began collegiate career at Northern Illinois.
- Prepped at Homewood-Flossmoor High School in Flossmoor, IL.



2013 CLEVELAND GLADIATORS POSTSEASON MEDIA GUIDE

QB Chris Dieker #14

6'5 235 07/22/87 *Southern Illinois*

AFL CAREER NOTES

- Enters first season with the Cleveland Gladiators.
- Threw for 4 touchdowns and 246 yards for the Iowa Barnstormers in 2012.
- Also rushed for 18 Yards.

OTHER PROFESSIONAL NOTES

- Member of the Omaha Nighthawks (UFL) in 2012.
- Member of the Pittsburgh Steelers (NFL) in 2011.

COLLEGE/PERSONAL NOTES

- Played collegiately at Southern Illinois University.
- Had a 20-9 record as a three year starter for SIU.
- Threw 15 touchdowns and 1,816 yards as a senior.
- Led high school to a state championship as a senior.
- 25-1 record in high school career as a starter.
- Prepped at Hayden High School in Topeka, KS



DL Danny Farr #98

6'5 295 01/02/90 *Toledo*

AFL CAREER NOTES

- Enters first season with the Cleveland Gladiators and first in the AFL after being assigned June 26, 2013.

OTHER PROFESSIONAL NOTES

- Recently attended the 2013 Rookie Mini-Camp with the San Francisco 49ers.

COLLEGE/PERSONAL NOTES

- Played collegiately for the University of Toledo from 2009-12.
- As a senior in 2012, he had 18 tackles and three tackles for loss in six games before a season-ending injury.
- Prepped at Evanston Township High School in Evanston, IL, where he was a three-year starter and two-time team captain.
- Rated as the No. 27 player in the state of Illinois by Rivals.com, the No. 33 defensive tackle in the nation by Scout.com and the No. 19 player in the Chicago area by the Chicago Tribune.



WR Carlese Franklin #2

5'11 190 02/23/85 *McNeese State*

AFL CAREER NOTES


- Enters second season with the Cleveland Gladiators.
- Caught 58 passes for 771 yards and 12 touchdowns splitting time between the New Orleans Voodoo and Cleveland Gladiators.
- As a member of the New Orleans Voodoo in 2011, Franklin recorded 67 receptions and 12 touchdowns.
- Caught 98 passes for 1,293 yards and 25 touchdowns as a rookie with the Tulsa Talons.

OTHER PROFESSIONAL NOTES

- Member of the Kansas City Chiefs and Louisiana Swashbucklers (IFL) in 2008.
- Was second on the Tulsa Talons (AF2) in 2009 in receiving yards and TDs.

COLLEGE/PERSONAL NOTES

- Played collegiately at McNeese State, lettered all four years.
- Was a four-time All-Conference selection.
- Won three Southeast Conference Championships during his career at McNeese.
- Lead his high school team to a state championship, scoring 14 touchdowns.
- Prepped at Kentwood High School in Kentwood, Louisiana.



2013 CLEVELAND GLADIATORS POSTSEASON MEDIA GUIDE

WR Donald Fusilier #4

6'1 205 8/10/84 Lindenwood University

AFL CAREER NOTES

- Enters first season with the Gladiators after being assigned on July 11.

PROFESSIONAL NOTES

- Spent the 2012 and part of the 2013 season with the Florida Tarpons (UIFL).
- Was named to first Team All-UIFL North in 2012.
- Played collegiately at Lindenwood University in Missouri.
- Was the team's leading receiver in 2009 with 36 receptions, 676 receiving yards and seven touchdown receptions and was first-team all-conference.
- Prepped at Westgate High School in New Iberia, LA.



WR Tom Gilson #7

6'2 215 11/06/88 University of Massachusetts

AFL CAREER NOTES

- Enters first season with the Cleveland Gladiators after being assigned July 24.

OTHER PROFESSIONAL NOTES

- Was named 2013 rookie of year while playing in the Professional Indoor Football League for the Lehigh Valley Steelhawks.
- Finished the season second in the PIFL in receptions with 93.

COLLEGE/PERSONAL NOTES

- Played collegiately at University of Massachusetts from 2007-11.
- Played in 10 games during the 2010 season.
- Prepped at Mansfield High School in Mansfield, MA.
- Led his team to the state championships in 2003 and 2004 with perfect 25-0 record at QB.
- Won back-to-back high school league titles in 2005 and 2006 with a 19-2 overall record.



WR Dominick Goodman #16

6'1 210 02/01/87 Cincinnati

AFL CAREER NOTES

- Enters third season with the Cleveland Gladiators.
- Earned Second Team All-Arena Football League in 2012.
- Set single season record with 170 receptions for the Gladiators.
- Tied single game franchise record with 17 receptions vs. Jacksonville on 4/21/2012.
- Finished the 2012 season with 1,782 yards and 34 touchdowns.
- Played in 15 games with 14 starts at wide receiver in 2011.
- Led the team in receptions (120) and receiving yards (1,300) in 2011, while adding 13 receiving scores.
- Was fourth on the team in scoring with 80 points.

OTHER PROFESSIONAL NOTES

- Member of the Cincinnati Commandos (CIFL) in 2010 and was named CIFL Offensive Player of the Year and first-team All-CIFL.

COLLEGE/PERSONAL NOTES

- Played collegiately at the University of Cincinnati (2005-2008).
- Finished his career with 204 catches for 2,512 yards and 22 touchdowns for the Bearcats.
- Had 10 receptions for a career-high 144 yards and a TD in the 2008 season opening win versus Eastern Kentucky (8.28).
- Snagged 11 balls for 141 yards and a score against Louisville during his 2007 junior campaign (10.13).
- Prepped at Colerain High School (OH).
- Was the MVP of the state championship game during his senior season when he ran for a then-record 259 yards and four touchdowns.
- Named All-American as a senior at Colerain as the team was ranked fifth nationally by USA Today.
- Nickname is Goodie.



2013 CLEVELAND GLADIATORS POSTSEASON MEDIA GUIDE

DE Jacob Hardwick #33

6'3 275 12/03/86 Albany State

AFL CAREER NOTES


- Enters first season with the Gladiators after being traded by the Chicago Rush on May 15, 2013.
- Played in 9 games with the Utah Blaze in 2012, recorded seven tackles and one sack.

OTHER PROFESSIONAL NOTES

- Spent 2011 with the Albany Panthers (SIFL), where he started in one game and appeared in five. Recorded 10 tackles and 3.5 sacks.

COLLEGE/PERSONAL NOTES

- As a senior at ASU, registered 56 tackles, 12.5 sacks and 5 forced fumbles while playing in all 12 games.
- All-Southern Intercollegiate Athletic Conference first-team selection.
- Ranked first in SIAC and fifth in D-II in sacks per game
- Transferred from Bowling Green to Albany State in 2008.
- Attended Ocean Lakes High School in Virginia Beach, VA.
- Team captain as a lineman, he was a two-time All-District honoree.



OL/DL Clay Harrell #91

6'2 320 02/27/82 Northern State

AFL CAREER NOTES

- Enters first season with the Cleveland Gladiators.
- Was claimed by Cleveland after being reassigned from the Utah Blaze.
- Spent the 2010 and 2011 seasons with the Spokane Shock.
- In 2011, rushed 21 times for 73 yards and three touchdowns.
- Carried the ball 17 times for 56 yards and five touchdowns in 2010.
- Spent 2008 with former AFL team the Los Angeles Avengers.
- Caught seven passes for 79 yards and four touchdowns.
- Played for former AFL Nashville Kats in 2007.
- Recorded one tackle as a rookie.

OTHER PROFESSIONAL NOTES

- Spent the 2012 season as the offensive line coach for the Spokane Shock.

COLLEGE/PERSONAL NOTES

- Played collegiately at Northern State.
- Earned All-Conference honors as a senior in 2005.



OL Ron Haver #77

6'4 325 03/18/90 Harper JC

AFL CAREER NOTES

- Enters second season with the Cleveland Gladiators.
- Started two games for the Gladiators in 2012.

COLLEGE/PERSONAL NOTES

- Played collegiately at Harper College.
- Prepped at Twinsburg High School in Twinsburg, Ohio.



2013 CLEVELAND GLADIATORS POSTSEASON MEDIA GUIDE

WR Jamar Howard #12

6'4 215 09/03/87 Central Missouri

AFL CAREER NOTES

- Enters first season with the Cleveland Gladiators.

OTHER PROFESSIONAL NOTES

- Scored 2 touchdowns as a member of the Tri-Cities Fever (IFL) in 2012.
- Participated in New York Giants (NFL) Mini-Camp in 2011.

COLLEGE/PERSONAL NOTES

- Played collegiately at Central Missouri.
- Selected for the Casino Del Sol All-Star game following his senior season.
- Second Team All-American and First Team All-Region at Central Missouri.
- Began collegiate career at the University of Cincinnati following a junior college career in which he was a four-star recruit out of the College of Sequoias.
- Freshman Junior College All-American.
- Caught 38 passes for 10 touchdowns in high school.
- Prepped at Withrow High School in Cincinnati, OH.



DB LaRoche Jackson #3

5'11 195 06/21/84 Clark Atlanta University

AFL CAREER NOTES

- Enters first year with the Cleveland Gladiators.
- Spent 2011 and 2012 with the Jacksonville Sharks.
- Recorded 216 tackles in two years with Jacksonville.

OTHER PROFESSIONAL NOTES

- Spent time in indoor football for the Carolina Speed (AIFA) in 2008 and Bloomington Extreme (IFL) in 2009.
- Played in the Canadian Football League in 2010 for the Hamilton Tiger-Cats.

COLLEGE/PERSONAL NOTES

- Played collegiately at Clark Atlanta Georgia of Division II NCAA.
- From Irwinton, Georgia.



WR/LB Thyron Lewis #6

6'4 200 11/25/82 Howard

AFL CAREER NOTES

- Enters third season with the Cleveland Gladiators.
- Caught 54 passes for 645 yards and 12 touchdowns in 13 games in 2012.
- Played in 12 games, making five starts at WR and one at JLB in 2011.
- Nabbed 42 catches for 531 yards and nine scores through the air in 2011.
- Totaled 14 tackles and an interception on defense/special teams in 2011.
- Played wide receiver for the af2 Bossier-Shreveport BattleWings in 2009 and the af2 Stockton Lightning in 2008.

OTHER PROFESSIONAL NOTES

- Spent 2010 with the Tri-Cities Fever (IFL).
- Caught 50 passes for 675 yards and 25 touchdowns in 13 games, earning second-team All-Indoor Football League honors.
- Spent 2006 as a member of the Washington Redskins' (NFL) practice squad.

COLLEGE/PERSONAL NOTES

- Played collegiately for Howard University.
- In 2005, recorded 19 receptions for 295 yards and two touchdowns.
- Caught 11 balls for 218 yards and two touchdowns in 2004.



2013 CLEVELAND GLADIATORS POSTSEASON MEDIA GUIDE

DB Marrio Norman #1

6'1 205 08/10/86 *Coastal Carolina*

AFL CAREER NOTES


- Enters first season with the Cleveland Gladiators.
- Was assigned by Cleveland on May 7 after being reassigned from the Orlando Predators, where he registered seven solo tackles and two assisted tackles (eight total) this season.
- Spent 2012 with the Georgia Force and led the team in tackles with 73 on the year.
- Recorded five interceptions and one fumble recovery as a rookie.

OTHER PROFESSIONAL NOTES

- Played with the West Texas Roughnecks of the IFL in 2011.

COLLEGE/PERSONAL NOTES

- Played collegiately at Coastal Carolina.
- Earned First-Team All-Big South Conference honors after recording 53 tackles and five interceptions as a junior in 2007.
- Saw action in five games as a senior due to injury, posting 14 tackles and one interception.



OL Kitt O'Brien

6'5 325 04/29/90 *Ball State*

AFL CAREER NOTES

- Enters first season with the Cleveland Gladiators and his first in the AFL after being assigned to Cleveland on May 29.

OTHER PROFESSIONAL NOTES

- Was invited to attend the New York Giants (NFL) training camp in 2013.

COLLEGE/PERSONAL NOTES

- Played collegiately at Ball State from 2009-12.
- Played in all 13 games as a senior and started in 10 of them.
- Started in 36 games throughout his four years as a Cardinal.
- Prepped at Lewis Cass High School in Walton, IN, where he lettered all four years in both football and basketball.
- Was named to Indiana Football Coaches Association Top 50 and Associated Press All-State as a senior.



WR Cody Pearcy #10

5'11 170 10/04/89 *Huntingdon College*

AFL CAREER NOTES

- Enters first season with the Cleveland Gladiators.

OTHER PROFESSIONAL NOTES

- Member of the Atlanta Falcons (NFL) in 2012.

COLLEGE/PERSONAL NOTES

- Played collegiately at Huntingdon College.
- Earned Division III All-American honors as a senior.
- Recorded 46 receptions for 766 yards and 8 touchdowns as a senior.
- Huntingdon's all-time leading receiver in receptions (147), receiving yards (2,632) and touchdowns (25).
- Prepped at Glenwood High School in Phenix City, AL.



2013 CLEVELAND GLADIATORS POSTSEASON MEDIA GUIDE

K Aaron Pettrey

6'2 200 06/17/86 *Ohio State*

AFL CAREER NOTES


- Enters second season with the Cleveland Gladiators.
- Appeared in 11 games with Cleveland last season before being reassigned on June 17.
- Made two of six attempted field goals (.333 pct).
- Finished 61-of-76 on PATs and registered 67 points total.

OTHER PROFESSIONAL NOTES

- Spent time with both the Carolina Panthers and Detroit Lions (NFL) in 2010.
- Played in two games with the Cincinnati Bengals (NFL) in 2010 (2-for-4 FGs).
- Played the 2011 season with the Las Vegas Locomotives (UFL).

COLLEGE/PERSONAL NOTES

- Was a four-year letterman at the Ohio State University (2006-2009), handling kickoffs and the kicking duties.
- Led the Big Ten in scoring his senior season with 72 points (14-20 FG, 28-29 XP) despite sustaining a knee injury late in the season.
- Converted 29-39 field goals and 86-90 extra points in his collegiate career as a Buckeye.
- Was named a 2008 Academic All-Big Ten.
- Prepped at Raceland Worthington High School, playing quarterback and handling the kicking duties.
- Set a Kentucky high school state record with a 58-yard field goal conversion and another for quarterback completion percentage.



DB Joe Phinisee #20

5'10 190 01/06/86 *Walsh*

AFL CAREER NOTES

- Enters fourth season with Cleveland Gladiators after being traded by the Chicago Rush on May 15, 2013.
- In 2012, tallied 77 tackles and more than doubled his career-high passes blocked with 12.
- Also recovered two fumbles and intercepted a career-high five passes for 71 yards and a touchdown.
- 89 total tackles, five passes blocked, four interceptions and two touchdowns highlighted his sophomore season in the AFL with the Gladiators in 2011.
- In his first season with the Cleveland Gladiators (2010), he recorded 59.5 tackles, two passes blocked, and an interception as a defensive back.

COLLEGE/PERSONAL NOTES

- Attended Walsh University in Ohio, where he earned Second-Team NAIA All-East Region honors and honorable mention All-American recognition in 2006.



OL Chad Schofield #75

6'4 315 12/19/87 *Marshall*

AFL CAREER NOTES

- Enters first season with the Cleveland Gladiators.

OTHER PROFESSIONAL NOTES

- Member of the Colorado Ice (IFL) in 2012.

COLLEGE/PERSONAL NOTES

- Played collegiately at Marshall.
- Second Team All-Conference USA in 2010.
- Started in 30 games over three years at Center for the Thundering Herd.
- Marshall Team Lifter of the Year in 2008.
- Prepped at Strongsville High School in Strongsville, OH.



2013 CLEVELAND GLADIATORS POSTSEASON MEDIA GUIDE

QB Danny Southwick #17

6'5 205 09/21/81 Occidental

AFL CAREER NOTES

- Enters first season with Cleveland Gladiators after being assigned June 5.
- Also spent time with the Chicago Rush in 2013, where he completed 36 of 58 passes for 373 yards and five touchdowns with only one interception.
- In 2012 completed 9-of-13 passes for 134 yards and one touchdown with the San Jose SaberCats.
- Also rushed for one touchdown.
- As a rookie with the Tampa Bay Storm in 2011, completed 18 of 35 passes for 190 yards and three touchdowns.
- Was intercepted four times on the season.

OTHER PROFESSIONAL NOTES

- His top athletic thrill as a prep athlete was when he directed his Timpview High School team to a comeback victory over Mountain Crests High School in the playoffs by scoring 21 points in the final six minutes of the game

COLLEGE/PERSONAL NOTES

- Finished his collegiate career with 271 completions for 3,804 yards and 29 touchdowns.



FB/LB Derik Steiner #55

6'1 305 02/23/87 Morehead State

AFL CAREER NOTES

- Enters second season with the Cleveland Gladiators.
- Rushed 26 times for 5 touchdowns as a rookie for the Gladiators in 2012.
- Also recorded 2 receiving touchdowns.

OTHER PROFESSIONAL NOTES

- Spent the 2011 season with the Trenton Steel (SIFL).
- Spent the 2010 season with the Green Bay Blizzard (IFL).

COLLEGE/PERSONAL NOTES

- Played collegiately at Morehead State University (2006-2009).
- Totaled 146 tackles, 41 tackles-for-loss and 11 sacks in his career as an Eagle.
- Two-time first-team All-Pioneer League recipient (2008 & 2009).
- Earned second-team All-Pioneer League honors in 2007.
- Prepped at Bishop Fenwick High School in Franklin, Ohio.



DL Todd Storm #44

6'5 255 03/08/89 Michigan Tech

AFL CAREER NOTES


- Enters first season with the Cleveland Gladiators.

OTHER PROFESSIONAL NOTES

- Member of the Detroit Lions (NFL) in 2012.

COLLEGE/PERSONAL NOTES

- Played collegiately at Michigan Tech.
- Lettered four years at Michigan Tech.
- In 2010 earned Conference Defensive Lineman of the Year.
- Earned All-American Honorable Mention.
- Recorded 7.5 sacks as a senior and 10 as a junior.
- Prepped at Calumet High School in Calumet, MI.



2013 CLEVELAND GLADIATORS POSTSEASON MEDIA GUIDE

DB Lenny Wicks #9

5'10 200 07/30/87 Youngstown State

AFL CAREER NOTES

- Enters second season with the Cleveland Gladiators.
- Recorded 25 tackles and 3 interceptions in 2012.
- Notched 17.5 tackles for the Pittsburgh Power in 2011.

OTHER PROFESSIONAL NOTES

- Member of the Erie Explosion (SIFL) in 2011.
- Member of the Hamilton Tiger-Cats (CFL) in 2010.

COLLEGE/PERSONAL NOTES

- Played collegiately at Youngstown State.
- Finished collegiate career at YSU with 152 tackles and 5 interceptions.
- Earned Second Team All-Missouri Valley Conference as a junior.



WR Jonathan Wilson #8

6'2 200 11/08/88 Kansas

AFL CAREER NOTES

- Enters first season with the Cleveland Gladiators.
- Caught 51 passes for 649 yards and 9 touchdowns for the Milwaukee Mustangs in 2012.

COLLEGE/PERSONAL NOTES

- Played collegiately at Kansas University.
- Lettered four years for the Jayhawks.
- Ranks 8th on KU's career receptions list with 119 and 15th in receiving yards.
- Started 12 games as a senior, recording 38 receptions and 2 touchdowns.
- Lead his high school team to the state championship, scoring 14 touchdowns.
- Prepped at Klein Forest High School in Houston, TX.



QB Brian Zbydniewski

6'1 205 09/15/81 Belhaven

AFL CAREER NOTES

- Enters first season with the Cleveland Gladiators.

OTHER PROFESSIONAL NOTES

- Was a member of the New Orleans Voodoo in 2012 (Threw 1 touchdown for 65 yards.)
- Was a member of the Tampa Bay Storm in 2011. (Threw 56 touchdowns for 2,825 yards.)
- Was a member of the Spokane Shock in 2010. (Threw 2 touchdowns for 119 yards.)

COLLEGE/PERSONAL NOTES

- Began his collegiate at East Central Community College.
- Earned Conference Offensive Player of the Year.
- Completed 311 passes for 3,888 Yards in 2003.
- Completed his career at Belhaven University.
- Prepped at Roger Bacon High School in St. Bernard, Ohio

