

PHILADELPHIA SOUL
2012 MEDIA GUIDE



**WE
GOT
THIS.**



PHILADELPHIA SOUL 2012 SCHEDULE





































DATE	VISITOR	HOME	TIME
3/18/12	 Philadelphia Soul	 New Orleans VooDoo	4:00 p.m.
3/23/12	 Philadelphia Soul	 Pittsburgh Power	8:00 p.m.
4/1/12	 Cleveland Gladiators	 Philadelphia Soul	6:05 p.m.
4/7/12	 Philadelphia Soul	 Georgia Force	7:00 p.m.
4/15/12	 San Jose SaberCats	 Philadelphia Soul	6:05 p.m.
4/20/12	 Tampa Bay Storm	 Philadelphia Soul	8:00 p.m.
4/28/12	 Philadelphia Soul	 Orlando Predators	7:30 p.m.
5/5/12	 Milwaukee Mustangs	 Philadelphia Soul	7:05 p.m.
5/12/12	 Jacksonville Sharks	 Philadelphia Soul	7:05 p.m.
5/18/12	 Philadelphia Soul	 Spokane Shock	11:00 p.m.
5/27/12	 Philadelphia Soul	 Cleveland Gladiators	4:00 p.m.
6/2/12	 Orlando Predators	 Philadelphia Soul	7:05 p.m.
6/8/12	 Philadelphia Soul	 Milwaukee Mustangs	8:00 p.m.
6/16/12	 Philadelphia Soul	 Jacksonville Sharks	7:00 p.m.
6/24/12	 Pittsburgh Power	 Philadelphia Soul	6:05 p.m.
6/30/12	 Philadelphia Soul	 Tampa Bay Storm	7:30 p.m.
7/8/12	 Spokane Shock	 Philadelphia Soul	6:05 p.m.
7/22/12	 Utah Blaze	 Philadelphia Soul	6:05 p.m.

TABLE OF CONTENTS

Philadelphia Soul Staff Directory	2
Front Office	3-14
Football Operations	16-22
Alphabetical and Numerical Rosters	24-25
Player Bios	26-67
Building the Sou	168
History of the Soul	69-72
Yearly Breakdown – 2004-2007	73-99
2008 Championship Run	101-109
2011 Season Breakdown	110-163
All-Time Roster	165-167
All-Time Team Records	168-173
All-Time Individual Records	174-178
All-Time Record Breakdown	179
AFL 101	180-183
AFL Directory	184
Team Directory	185-192
AFL Communications	193
Media Information	194
2012 AFL Schedule	195-197
Wells Fargo Center	198
Community Relations	199
Soulmates	200
Soul Squad	201
Soul Strategic Advisory Board	202
Soulman	203
Tickets	205

CREDITS

The 2012 Philadelphia Soul Media Guide was created by Executive Editor Tom Goodhines, Managing Editor Caitlin Kalinowski, and Contributing Editors Steve Hangle, Kiki Miller and Casey Greco. Layout and design by David Crilly / Crilly Design. Photographs by Darryl Rule.

PATENT & TRADEMARK NOTICE

AFL, arenafootball2 & Design, Arena Football Championship Game, Hometown Football and all the names symbols, emblems, logos and colors of the AFL and the AFL Operator Members are trademarks owned by AFL, and Chicago Illinois. Arena, Arena Football, The 50-Yard Indoor War, Football With a Bite, In Your Face Football, War on the Floor, Don't Blink, The Fastest Game on Turf, High Scorin! Heart Stoppin! Helmet Poppin!, Brawl Inside the Wall, and Wall 2 Wall Brawl are trademarks owned by Arena Football League, Chicago Illinois and are under license. IRONMAN is a trademark of World Triathlon Corporation, Tarpon Springs, Florida and is used under license. The Arena Football Game System and Method of play is protected under the U.S. Patent No. 4991143 and used under license.

PHILADELPHIA SOUL STAFF DIRECTORY

7 Penn Center
 1635 Market Street – 17th Floor
 Philadelphia, PA 19103
 Phone: 215.253.4900 / Fax: 215.253.4933
 www.philadelphiasoul.com

EXECUTIVE ADMINISTRATION

Craig A. Spencer	Majority Owner
Ron Jaworski	Majority Owner
Pete Ciarrocchi	Ownership Group
Cosmo DeNicola	Ownership Group
Martin E. Judge	Ownership Group

TEAM ADMINISTRATION

John Adams	Vice President / COO
Tom Goodhines	General Manager
Melissa Demyan	Director Administration / Community Relations
Greg Strickland	CIO

FOOTBALL OPERATIONS

Doug Plank	Head Coach
Clint Dolezel	Offensive Coordinator/ Assistant Head Coach
Leroy Thompson	Assistant Coach
Darrin Kenney	Assistant Coach
Jack Klebe	Special Teams Coach/Player Personnel
Lemar Mosley	Head Athletic Trainer
Ryan McGorry	Equipment Manager
Dr. David Rubenstein	Head Team Physician
Dr. Russel Bleiler	Team Oral Surgeon
Dr. Daniel Lazowick	Team Internist
Dr. Frank Brady	Team Chiropractor
Dr. Louis X. Santore	Team Ophthalmologist
Dr. Rosemarie Scolaro-Moser	Team Neuropsychologist
Dr. David Zelouf	Team Hand Surgeon
Dr. David E. Samuel	Team Podiatrist
Dr. Kenneth E. Brumberger	Team Radiologist
Mike Fox Jr.	Video Coordinator

TICKET OPERATIONS

Joe Krause	Vice President of Ticket Sales
Nick Valentino	Sales Manager
John Tabourn	Sales Manager
Nick Napiecek	Assistant Sales Manager
Jeff Campbell	Account Executive
Mike Ford	Account Executive
Bill Lawrence	Manager of Football Programs & Experiences
Danielle Balliet	Sales Representative
Casey Greco	Sales Representative
Melissa Pepito	Sales Representative
Zach Bonzella	Sales Representative
Jordan Cannon	Sales Representative

COMMUNICATIONS/COMMUNITY RELATIONS

Steve Garfunkel	Community Relations
Caitlin Kalinowski	Public Relations
Kiki Miller	Public Relations
Vaughn Johnson	Public Relations
Steve Hangley	Public Relations

SALES & MARKETING

Liam Weseloh	Front Row Marketing Services
John Strayhorn	Director of Corporate Partnerships
Joseph Patton	Corporate Partnerships

GAME OPERATIONS

Sara Kalman	Game Operations Coordinator
Francesco Sifoni	Game Operations
Kelly Hutchinson	Game Operations
Vinnie 'The Crumb'	PA Announcer
Cassie Russo	Dance Team Coordinator
Charlie Murgia	Soul Squad Coordinator

FRONT OFFICE



Ron Jaworski - Majority Owner

**WE
GOT
THIS.**

CRAIG SPENCER
OWNER

Craig A. Spencer is the President and CEO of The Arden Group Inc. (“Arden”), established in 1989 as a fully integrated real estate company focusing on acquiring, developing and managing high quality real estate assets. The company has purchased and developed more than \$1.5 billion of real estate, including over 4 million square feet of office buildings, numerous full service, branded hotels and over 3,000 acres of commercial and residential land. Arden’s asset management group has managed more than \$5 billion in assets. Major projects include The Ritz-Carlton Hotel, Philadelphia; The Residences at The Ritz-Carlton Philadelphia; The Savoy Hotel South Beach; The Omni Colonnade Coral Gables; Indian Springs Ranch, Jackson, WY; Seven Penn Center, Philadelphia, PA; Mellon Bank Center, Wilmington, DE; The Chase Building, Syracuse, NY; and Brickell Bayview Center, Miami, FL.



In addition to leading Arden, Craig has participated in several non-real estate ventures including the acquisition and subsequent sale of Admiralty Bank to Royal Bank of Canada in February 2003. He is also a founding board member of Anchor Commercial Bank based in Palm Beach, Florida.

Craig was Founder/Co-Owner with Jon Bon Jovi of the Philadelphia Soul Arena Football Team. In its five-year history, Craig helped build it into the most successful team in the league and the 2008 World Champions. Craig and Jon also established and are the Co-Chairmen of the Soul Charitable Foundation, which has provided 250 housing units along with educational programs to homeless men and women and recently opened its first Soul Kitchen in Red Bank, NJ.

Craig is a licensed attorney who specializes in real estate, banking and bankruptcy law.

Craig and his wife, Barbara, have been married for more than 24 years and have four children -- Arielle, Taylor, Max and Jake.

BUSINESS AFFILIATIONS:

- | | |
|-------------------|--|
| President & CEO | Arden Group, Inc., Philadelphia, PA |
| Co-Majority Owner | Philadelphia Soul Arena Football Team |
| Board Member | Arena Football League |
| Board Member | Anchor Commercial Bank, Palm Beach Gardens, FL |
| Past Board Member | Admiralty Bank, Palm Beach Gardens, FL |

COMMUNITY AFFILIATIONS:

- | | |
|-----------------------------|---|
| Board Member | JB Soul Charitable Foundation - Co-Chairman |
| Board of Governors/Member | The Robert W. Maxwell Football Club |
| Past Board Member | Philadelphia Convention & Visitors Bureau |
| Board Member/Gov. Appointed | Greater Philadelphia Film Office |
| Member | Philadelphia Zoo Leadership Fund |
| Member | Governor’s Leadership Circle |

RON JAWORSKI

OWNER

After a 17 year distinguished career as an NFL quarterback, today Jaworski is coaching football fans on TV with a multiplatform NFL analyst role that includes appearances on Sunday NFL Countdown, Monday Night Countdown, NFL Matchup, NFL-branded specials, Mike & Mike in the Morning, Pardon the Interruption, and other platforms and shows throughout the year. ESPN'S Mike Tirico said, "If you made a list of 10 guys on TV in any sport as an analyst who you'd want to have a beverage with and watch a game, he's [Ron Jaworski] high on that list."



Before switching to his current multiplatform analyst role with ESPN, Ron spent five seasons in the booth with Mike Tirico and Jon Gruden as the color commentator for Monday Night Football.

Jaworski's passion for football can be traced back to his days as a kid growing up in the gritty steel town of Lackawanna, NY.

A three-sport stand out in high school (football, basketball and baseball), Jaworski was drafted by the St. Louis Cardinals out of high school. He wanted to go play baseball immediately, but his father pushed for college first, and Jaworski's football talents brought him to Youngstown State where he excelled as the quarterback for the Penguins.

The Los Angeles Rams drafted Jaworski in the second round of the 1973 NFL Draft. After four years with the Rams, Jaworski joined the Philadelphia Eagles in 1977. Under head coach Dick Vermeil and behind Jaworski's ability and field leadership, the Eagles advanced to their first-ever berth in a Super Bowl vs. the Oakland Raiders. Jaworski finished the 1980 season as the No. 1-rated passer in the NFC and was the 1980 NFL MVP.

Along the way, Ron became known as Jaws. The name was hung on him by his next-door neighbor at the time, Doug Collins, who was a star guard for the Philadelphia 76ers and today is their coach. "He didn't come up with Jaws because of that shark movie, though." Jaws says, "Doug said it was because my mouth was always open, talking."

Until Ron suffered a broken leg at St. Louis during the 13th game of the 1984 season, he had started 116 straight NFL games, a record for most consecutive starts. Jaws held that record until 1999, when Brett Favre broke it.

Today, Jaworski lives in Southern New Jersey and is civically active. Jaworski is committed to the Jaws Youth Playbook, which focuses on a mission to improve the overall health and wellness of at-risk youth, primarily in the Greater Philadelphia Region. To date, the Jaworski family is proud to have donated over \$3 million to at-risk youth.

Ron owns an exclusive business development company called Business Clubs America as well as owning three Signature Golf courses in South Jersey- RiverWinds Golf & Tennis Club, Valleybrook Country Club, and Running Deer Golf Club.

Jaworski also serves as the President of the Maxwell Football Club, Co-Majority Owner of the Philadelphia Soul and sits on the boards of PNC Bank.

The South Jersey Chamber of Commerce awarded Jaworski the Pinnacle Award for his outstanding volunteer work and longtime service to South Jersey Chamber & business community. The United Way honored Jaworski with their Volunteer Leadership Award, the highest award given by United Way.

Jaworski is married to his high school sweetheart Liz; has three children, Joleen, Jessica and BJ, and two grandsons Ryan & Colin.

PETE CIARROCCHI

OWNERSHIP GROUP

Pete Ciarrocchi is proud to be part-owner of the Philadelphia Soul. This is his second full year as part of the ownership team. Pete's deep drive to enhance the experience of Soul fans was felt almost immediately upon his joining the franchise as he jumped heavily into promotions and events.



Pete Ciarrocchi is the Chairman and CEO of Chickie's & Pete's Crab House and Sports Bar, an ever expanding chain of highly successful restaurants and large venue sports concessions that have become part of the fabric of the city of Philadelphia and the entire Delaware Valley. His flagship location on Packer Avenue in South Philadelphia was recently named by ESPN as the Top Sports Bar In North America. There are also 3 locations at Philadelphia International Airport and a total of 22 concessions at Lincoln Financial Field, Citizens Bank Park, The Wells Fargo Center, Waterfront Park, Campbell's Field, PPL Park, and The Liacouras Center. A complete list of locations and concessions can be found at www.chickiesandpetes.com. Additional locations are scheduled to be added later in 2012.

Chickie's & Pete's began in 1977 as a comfortable, family-oriented, corner taproom where Pete experimented with and perfected his winning concept. Pete's infectious, befriending enthusiasm, love of sports, and unique menu had the neighborhoods of the Great Northeast flocking. With the invention of Crabfries®, the world of Chickie's & Pete's was never the same. In 1998 Chickie's & Pete's became the first-ever private restaurateur to operate within Veteran's Stadium. The team-and press-friendly environs were chosen as the site of Eagles Head Coach Andy Reid's day-after-the-game press conferences. This atmosphere laid the foundation for Chickie's & Pete's to become the sports media and fan reaction hub it has become today.

Pete combines his love of sports and all sports fans into the cornerstone of his business. Coach Andy Reid and several Philadelphia athletes host weekly radio and television shows from various Chickie's and Pete's locations around the Delaware Valley. Numerous other sports shows and special events originate from Packer Avenue and sports icons are often found enjoying themselves with the Chickie's & Pete's crowd on any given day.

In addition to the restaurants, Pete Ciarrocchi introduced the Play2 concept to his Packer Avenue location and Parx Casino in Bensalem. Play2 is a series of high-tech interactive game and entertainment stations, designed and patented by Pete. Play2 is intended to enhance the experience of Chickie's & Pete's traditional customers while expanding the brand appeal to event crowds such as sales meetings, birthday celebrations, bar and bat mitzvahs, corporate events and more.

Pete is very active in the community. He serves on the Aria Health Foundation Board of Trustees and on the Holy Family University Business Advisory Board. He participates in many philanthropic ventures and is an active member of The Polish-American String Band.

Pete is a native of Philadelphia and resides happily with his wife Lisa and three boys Peter, Blaise, and Anthony.

MARTIN JUDGE
OWNERSHIP GROUP

Martin E. Judge, Jr. is the proud, newest member of the Philadelphia Soul ownership group.

Mr. Judge is CEO and founder of The Judge Group, a leading professional services firm providing technology consulting, staffing solutions and corporate training. Marty founded the company in 1970 and is regarded as a pioneer in the staffing and human capital management industries.



In 2003, Marty successfully took The Judge Group private in an effort to reinvest capital into the growth of the company. Marty’s enthusiasm, friendly nature and business-minded attitude helped The Judge Group grow to over 33 offices in the United States, Canada and China.

In 2010, Marty and veteran award-winning anchor and producer Lou Tilley, expanded The Judge Group to include Lou Tilley Media Enterprises, a comprehensive video production and marketing company that produced the Philadelphia Soul 2011 season and will continue to produce for the Soul in 2012.

The Judge Group was ranked as the No. 7 mid-sized company in the Top 100 Workplaces for 2011 in the Delaware Valley by The Philadelphia Inquirer and Daily News.

Marty is a dedicated supporter of several charities including the American Cancer Society, American Heart Association, March of Dimes, and NPower, a national nonprofit that provides high-quality and affordable technology assistance to other nonprofits and training to young adults. He also serves on the executive board of directors for The Maxwell Football Club of Pennsylvania. He resides in Moorestown, NJ.

COSMO DENICOLA

OWNERSHIP GROUP

Cosmo DeNicola is a Philadelphia native and Temple University graduate. Cosmo's business interests include a diverse portfolio of national technology, publishing, sports and entertainment companies which he operates and manages. These include locations in New York, Los Angeles and Philadelphia.



In 1981, Cosmo and his wife Janet co-founded Amtech Software, which provides software solutions to over 30,000 business users throughout North America. In 1992, Cosmo assisted Janet in the creation and business development of Futura Services and later Futura Healthcare Technology, both national companies in the Healthcare and Enterprise Mobility space. They went on to acquire technology companies Zytek Software (Los Angeles, CA) and Hyperware Software (St. Louis, MO) in 2001 and 2003, respectively.

In 2001, Cosmo co-founded InfoLogix Inc., a leading Enterprise Mobility Solutions provider of Wireless and RFID technology solutions in the healthcare and commercial markets. He was Chairman of the company, helping take InfoLogix public in 2006.

In 2006, Cosmo entered the sports and entertainment industries, acquiring an interest in the Wilkes-Barre/Scranton Pioneers Arena Football (AF2) team. Cosmo became the sole owner from 2007 to 2009, and under Cosmo's leadership the Pioneers won 57 games over four seasons and participated in two Arena Cup Title Games. In 2010, Cosmo acquired an ownership stake in the Philadelphia Soul of the Arena Football League.

In 2008 Cosmo joined a group of well known media executives to acquire the brand and related assets of "Chicken Soup for the Soul". Chicken Soup is a worldwide integrated media and merchandising company providing consumers with inspiring life improvement content, programming, and products.

In early March 2011, Cosmo acquired an interest in the long standing talent management firm J. Mitchell Management (JMM), and formed with Jeff Mitchell, the venture, Mitchell, Koseff, Schuster & DeNicola (MKS&D). The firm, based in New York City, has served the entertainment industry for 25 years, and with the new partnership, MKS&D opened a west coast office on Wilshire Boulevard in Beverly Hills, California to expand the company's services in the heart of the film and television industries.

Notable past and present clients include James Gandolfini ("The Soprano's"); Robert Iler ("The Soprano's"); Bryan Greenberg ("How to Make It In America"); Molly Shannon ("Saturday Night Live"); Yin Chang ("Gossip Girl" and the Disney film "Prom"); Tristan Wilds (George Lucas' "Red Tails [2012], "90210" and "The Wire"); Alexandra Chando ("As The World Turns" and the new ABC Family series "The Lying Game"); E. J. Bonilla ("The Guiding Light" and the movie "Mamitas"); Emma Kenney (Show-time's "Shameless") Lily Pilblad ("Lights Out" on FX and "Fringe"); Julito McCullum ("Da Brick" on HBO [2012]); and many others.

The firm also represents Nikki M. James, one of the stars of the Broadway smash hit musical "The Book of Mor-mon". The role earned her a Tony award for Best Performance by an Actress in Featured Role in a Musical at the 2011 Tony Awards.

Cosmo has held many civic and trade Association board positions. He currently resides in Montgomery County, PA with his wife Janet and has two adult children, Michael and Morgan.

JOHN ADAMS
VICE PRESIDENT / COO

Adams enters his 11th year in the professional sports business and seventh in the Arena Football League. He will be responsible for the overall business and team operations of the organization this season. He graduated from Lock Haven University in 2001 with a degree in Sport Administration and minors in Management and Coaching.



Adams, who previously served as the Soul's Director of Operations and Assistant General Manager, re-joined the team in 2011 after stints with the Lancaster Barnstormers Professional Baseball Club of the Atlantic League (Assistant General Manager, Business Development) and Cleveland Gladiators of the Arena Football League (COO/General Manager).

In 2003, while with the Thunder Professional Baseball Club, the AA Affiliate of the New York Yankees, Adams played a crucial part in helping the Thunder win the Larry MacPhail Trophy, which recognizes one team in Minor League Baseball (over 180 teams) for having the top promotional effort, both on and off of the field.

Adams started with the Soul before their inaugural year. As game operations director, he was responsible for creating the Philadelphia Soul entertainment experience. From 20XX- XX, where he held the role of game operations director, he was selected to head the operations for the ArenaBowl Championship game.

Adams is originally from Renovo, PA and currently resides in Broomall, PA with his wife Vicky and their three children.

THOMAS H. GOODHINES
GENERAL MANAGER

Goodhines enters his 10th season in Arena Football and second season as the Philadelphia Soul's General Manager, where he oversees all football operations, player personnel and communications department efforts.



Previously, Goodhines spent five seasons as the Director of Media Services for the Arena Football League Office in New York City and Chicago, but more recently, he spent two years as the Director of Communications and Football Operations for the AFL's Utah Blaze in Salt Lake City.

While with the Blaze, Goodhines played a large role in the team winning the prestigious "Commissioner's Award" – given to the League's Organization of the Year in 2006. He also oversaw the football operations staff that won the "Support Staff of the Year" in 2006 and 2007. In 2007, Goodhines was named PR Director of the Year by his peers in the AFL Public Relations Association.

His resume also includes experience working for the NFL Communications department during Super Bowl XXXVI in New Orleans and with the NFL Players Association during Super Bowl XLV in Dallas. He also serves on the AFL's Hall of Fame Board of Directors where he has been a member for six seasons.


Goodhines was also named to the "Silver-Anniversary Committee" for the AFL's 25th season in 2012.

Goodhines, a native of Syracuse, NY, has 10 years of radio broadcasting experience with WMCR Radio in Oneida, NY and five years of combined experience as Sports Editor with the Oneida Daily Dispatch and Ithaca (NY) Journal. He received an Associate's Degree in Radio and Television from Onondaga Community College in Syracuse, NY before attending Cazenovia (NY) College for Sports Management. Tom and his wife, Kim, reside in Philadelphia, PA and he has a daughter, Amanda (14).

MELISSA DEMYAN

DIRECTOR OF ADMINISTRATION & COMMUNITY RELATIONS

Demyan enters her fourth season with the Philadelphia Soul. As part of the team's directors, her main focus is the Soul community initiatives and running the Soulmates dance team while also working with the football operations and PR staff, coordinating appearances for the dancers, players and team mascot, Soulman, and working as the stage manager on game days. During her previous time with the team (2003-05), she was the Office and Merchandise Manager and part of the group that put out the highest grossing merchandise sales in the League.



As an Actress and Talent Manager, prior to joining the Philadelphia Soul and in the interim, Melissa has represented actors for TV, film, commercials and print work. As a member of SAG and AFTRA, she has appeared in numerous television shows, films and radio commercials such as, Garden State, Invincible, The Good Wife, Law & Order, SVU, NIKE, PA Lottery, and Temple University. She even recorded a radio spot for the Soul during her first time with the team.

She's also produced the award winning film, LEAF, about wayward, former NFL quarterback, Ryan Leaf, which gained recognition by ESPN, NFL Network, Showtime and HBO. She appreciates the opportunity to incorporate the entertainment industry and her love of the game of football which she has a passion for and has been watching since she was 6 years old.

A graduate of The Art Institute of Philadelphia and a New Jersey native, Melissa is currently living in Collingswood, NJ.

JOE KRAUSE

VICE PRESIDENT OF SALES/DIRECTOR OF TICKETING

Krause has spent the last 28 years of his professional life creating meaningful results for clients, while developing a career in television and radio, the automotive industry, cable and radio sales, and culminating with his work in professional sports as the Vice President of Sales/Director of Ticketing for the Soul through 2008 and returning in 2011 for the 2011 season.

Krause is the creator of the 'Raving Fan Philosophy', where his combined experiences have allowed him to perform as a media personality, with the ability to sell and create innovative promotional campaigns while delivering meaningful value and innovative partnerships. In 2010, Krause launched 'JAKIB MEDIA PARTNERS', which works to support the development of Krausey's Koats, a mission created to provide warmth to those in need by collecting new and/or slightly worn coats.

In the Philadelphia radio market, "Krausey" is the Co-Host of the WMGK 'Classic Kickoff', a two-hour Eagles Pre-Game Show, now entering season eight, and is the Executive Producer and Co-Host of 'The Boxing Show' on 950-ESPN. In 2008, Krause created "Philly Soul Live" on 950-ESPN radio, where he served as Executive Producer/Co-Host of the weekly live broadcast. In the fall of 2011, Krause will team-up with Comcast Veteran Eagle's Reporter Dee Gunn, launching 'The Football Show' on WBCB-1490AM. Krause has also worked with Temple football and basketball, the Philadelphia Revolution, USA Hockey and multiple other partnerships.

With a Bachelor's degree in Broadcast Journalism from Lock Haven University, Krause began as a Weekday Reporter/Weekend Sports Anchor at WEVU-TV (ABC) in Fort Myers, FL. He also worked for SNN (Sports News Network), Fox 29/Philadelphia, The Sports Network and also freelances as a Play-by-Play Announcer.

Krause is married to his wife Virginia and is the father of Joseph, Zander, Kateri, Isabelle, and Brittany.

JOHN STRAYHORN
DIRECTOR OF CORPORATE SALES

The Philadelphia Soul welcomed John C. Strayhorn to the Organization this past November, as he enters his first season in the Arena Football League. As the Director of Corporate Sales, John will be responsible for forming and overseeing new business partnerships on the corporate level.

Strayhorn brings a 12-year proven track record in business-to-business sales to the Philadelphia Soul this season. Most recently, John served as a Senior Account Manager with CBS Radio (610 WIP), where he molded new business sales into strong client relationships. In particular, John tapped the hard to reach media buyers and secured annual sports marketing agreements with the Eagles, Phillies, Flyers & 76ers.

John currently resides in West Chester, PA but is originally from the Pittsburgh area. Growing up a huge Steelers fan, his Terrible Towel is never far from sight. John graduated from Kutztown University with a degree in communications.

NICOLAUS VALENTINO
TICKET SALES MANAGER

Nicolaus Valentino enters his sixth season in Arena Football and his second season with the Philadelphia Soul. This season Nick fills the role of Ticket Sales Manager. He is responsible for managing department sales and service, as well as overseeing the marketing staff to ensure an increase in attendance and ticket revenue. Nick is also in charge of ticket operations and reporting for the Soul.



Valentino previously served as Sales Representative and was later promoted to Account Executive for the Soul from 2005-07. He re-joined the team in 2010 after stints as a Corporate Sales Manager with Front-Row Marketing and as Manager of Ticket sales with the Georgia Force, Kansas City Wizards, Kansas City Chiefs, and the Philadelphia 76ers. His work has consistently dealt with ticket sales, ranging from corporate sales to VIP club level sales. Whether it is cold calling to sell ticket packages or managing a sales staff, Valentino has established and continues to display his excellent client relationship management skills.

Nick graduated from Rider University in 2005 with a degree in Business Administration. A native of the Delaware Valley, he currently resides in Northeast Philadelphia.

JOHN TABOURN
SALES MANAGER

Tabourn begins his first year with the Philadelphia Soul as the group sales manager. His role with the team is to formulate and implement new theme nights and to appeal to larger groups of fans.

Prior to joining the Philadelphia Soul, Tabourn worked for the Philadelphia 76ers in sales for six years. He was responsible for theme nights such as the Pastors Celebrity Basketball game and Faith and Family night where he brought gospel music and NBA basketball together for a crowd of over 10,000 fans. He was the Sixers' Corporate Sales Manager from 2005 to 2010 and then became the Corporate Group Event Specialist before transferring to the Soul in December of 2011.

Before working in the professional sports industry, Tabourn was a Recover Specialist at MRS Associates and a Floor Manager at Mercury Marketing. Tabourn attended the Community College of Philadelphia where he studied Business Management and Philosophy.

Tabourn is a native of Philadelphia, spending most of his childhood in South Philly. He is a Deacon at the New Bethany Baptist Church in South Philadelphia. He is also President of the men's ministry and vice president of the Education Committee

NICK NAPIECEK
ASSISTANT MANAGER, GROUP SALES

Napiecek enters his second season in professional sports and his first in the Arena Football League. He will be responsible for the acquisition of new business as it relates to group outings, Scout Night, the Indoor Percussion Competition, and the FUN-RAISING campaign.

Before joining the Soul this season, Napiecek spent time in the sports world working for the Wilmington Blue Rocks and the Virginia Military Institute's Athletic Department. He spent the last two years in Charlotte, NC working for the Hendrick Automotive Group, as well as Berkshire Hathaway, helping both create streamlined sales solutions.

Napiecek, a native of West Chester, PA, is a graduate of James Madison University where he also played baseball. Nick currently resides in West Chester, PA with his dog, Buster.



JEFF CAMPBELL
EXPERIENCE SPECIALIST

Campbell enters his first season with the Philadelphia Soul. In his role with the sales team, he works closely with the existing fans and helps new fans come aboard the "Soul" train. As an Experience Specialist, he will look to make sure that all fans have fun during their involvement at Soul events and continue to build a professional rapport with the fans for seasons to come. In his previous role in the sports industry, he was a sales intern with the Philadelphia Wings prior to the 2011 season, where he exemplified what it takes to become successful in the world of sports.

Campbell is a native of Philadelphia, Pa. and received his M.S. in Sports Administration from Delaware State University in 2011. He completed his undergraduate studies at Indiana University of Pennsylvania in 2009, earning his B.S in Sports Administration with a minor in Business. During his time there, he spent three seasons playing on the football team, earning letterman recognition all three seasons. He attended Martin Luther King H.S.



MIKE FORD
ACCOUNT MANAGER

Mike enters his first season as an Account Manager with the Philadelphia Soul. Mike interned with the Soul during their ArenaBowl Championship season in 2008. Since then, he has worked for Six Flags as a Corporate Partnership Coordinator, the Mississippi RiverKings as an Account Executive, the Camden Riversharks as a Corporate Partnership Coordinator, and most recently for Under Armour as a Sales Associate.

Mike is originally from Malvern, PA and currently resides in Philadelphia. He graduated from Villanova University in 2008 with a degree in Business Administration and a minor in Marketing. While at Villanova, he played on the ice hockey team. He is a huge sports fan, and lists the Flyers, Eagles, Phillies, Notre Dame football, and Villanova basketball as his favorite teams.

BILL LAWRENCE
MANAGER, FOOTBALL PROGRAMS AND EXPERIENCES

Bill enters his fourth season in the AFL, his first with the Philadelphia Soul. Bill oversees all youth, high school, and semi pro football programs with the Soul.

Before joining the Soul, Bill worked with the Cleveland Gladiators of the AFL as the Manager of Group Sales and Community Relations. At the Gladiators, he worked closely with 501-C programs, youth football, and high school football programs. He developed a program called the “High School Huddle”, which brought the Gladiators experience to the high school gridiron. Bill also developed the Junior Gladiators Program, which involved direct contact of youth leagues, parents, and athletes with Gladiators Players, coaches, and front office staff.

In addition to his manager role, Bill also served as the “interview specialist” with the Gladiators conducting all halftime interviews with players, coaches and staff during the Gladiators 2010 season. Bill was also played a part in color commentary, and is still involved in radio as a sport reporter for 92.5 KYHY’s syndicated show “The Block with Time”.



SARA KALMAN
MARKETING MANGER/GAME OPERATIONS COORDINATOR

Kalman, who previously served as a Public Relations Intern with the Soul in 2011, is now the Marketing Manager and Game Operations Coordinator. She is responsible for the planning and orchestration of the various activities that take place during game day.

In 2011, Kalman graduated from the University of Delaware, majoring in Sport Management and minoring in French Studies. While studying at University of Delaware she was a part of the Sport Marketing Student Team. She was also a Sport Marketing Intern for Boston College in the summer of 2009.

Kalman is from Hingham, MA and currently resides in Philadelphia.



SOUL PERSONNEL



Danielle Balliet
Sales Representative



Zach Bonzella
Sales Representative



Jordan Cannon
Sales Representative



Caitlin Kalinowski
Public Relations



Steve Hangley
Public Relations



Liam Weseloh
Front Row Marketing
Services



Joseph Patton
Corporate Sponsorships



Greg Strickland
CIO



Francesco Sifoni
Game Operations



Kelly Hutchinson
Game Operations



Mike Fox, Jr.
Video Coordinator



Vinnie 'The Crumb'
PA Announcer



Charlie Murgia
Soul Squad Coordinator

FOOTBALL OPERATIONS



**WE
GOT
THIS.**

DOUG PLANK

HEAD COACH



In Plank's first four years as an AFL head coach, he won more games in that period to start a career than any other coach in the history of the AFL. He posted an overall record of 47-25 (43-21 regular season and a 4-4 postseason) from 2005-08, which included a trip to ArenaBowl XIX.

In 2001, Plank began his coaching career as the Arizona Rattlers' defensive coordinator for three seasons under former Dallas Cowboys QB Danny White. During that time, the Rattlers made it to three consecutive ArenaBowls. In 2004, Plank was hired by Atlanta Falcons owner, Arthur Blank, to be head coach of the Georgia Force. Plank was named the AFL's Coach of the Year in 2005 and 2007 as he led Georgia to the playoffs each year and ArenaBowl XIX in his first year at the helm in 2005.

Plank was born in Greensburg, PA and is a former safety and coach in the National Football League. He spent his entire eight-year NFL playing career with the Chicago Bears. Plank was the first Bears' rookie to lead the team in tackles, after being drafted out of Ohio State University. He participated in three consecutive Rose Bowls under legendary coach Woody Hayes. He attended Norwin School District in North Huntingdon, PA.

Plank was a favorite of Bears defensive coordinator and former Philadelphia Eagles' head coach Buddy Ryan for his hard hitting and aggressive style, so that he named his defense the "46 defense" after Plank's jersey number. Plank was considered one of the hardest hitting safeties in the game. Plank and Gary Fencik were dubbed "The Hit Men", a fact referenced by Fencik in 1985's The Super Bowl Shuffle.

In 2008, he was a seasonal assistant on the Atlanta Falcons staff, with the Falcons playing in the first round of the playoffs that season. In 2009, he served as the assistant defensive backfield coach for the New York Jets under head coach Rex Ryan, the son of Plank's former defensive coordinator, Buddy Ryan. In 2010, Plank became a football program assistant at Ohio State. The Buckeyes earned a share of the Big 10 title with an 11-1 record and beat Arkansas in the Sugar Bowl.

CLINT DOLEZEL

ASSISTANT HEAD COACH, OFFENSIVE COORDINATOR

Clint Dolezel begins his first season as the Soul's assistant head coach and offensive coordinator in 2012. Dolezel began his career in the AFL in 1995 when he was signed by the Milwaukee Mustangs (1995-97). He also played for the Texas Terror (1997), Houston ThunderBears (1998-99), Grand Rapids Rampage (2001-03) and led the team to the XV ArenaBowl Championship. He was later signed by the Las Vegas Gladiators (2004-05) before ending his playing career with the Dallas Desperados (2006-08).



During his tenure with the Desperados, Dolezel became just the third quarterback in AFL history to throw for 700 touchdown passes in 2006. He then surpassed the 800-touchdown mark in 2007, and once again broke another barrier when he reached 900-touchdown plateau in 2008.

After his professional playing career, Dolezel became involved with coaching. He was announced as the offensive coordinator for Florida Firecats of the af2 in 2009. Dolezel was then named head coach for the Dallas Vigilantes during the 2011 season and led them to an 11-7 regular-season mark and a playoff appearance in his AFL rookie head coaching debut.

LEROY THOMPSON

ASSISTANT COACH

Thompson was a member of the Philadelphia Eagles coaching staff in the 2011 training camp through the NFL Coaching Fellowship Internship Program, where he served as assistant defensive line coach under currently line coach Jim Washburn. He also coached collegiately as an assistant coach at Wesley College and Lincoln University (Pa.). While at Lincoln, he helped the second-year program win two more games than the previous season, working with a defensive unit that shaved nearly two touchdowns per game off of its points allowed.



Thompson, who will enter his 14th season in the AFL, had previously played for the Albany Firebirds (1996-2004), New Orleans VooDoo (2005), and the Columbus Destroyers (2006-08). His best statistical season came in 2000 while playing for the Firebirds, rushing the ball 59 times for 191 yards and 14 touchdowns. Defensively, his best season came in 2002 tallying 16 tackles and five sacks including 37 rushes for 117 yards and 10 touchdowns. His efforts were rewarded that season by being named First Team All-Arena FB/LB, and the AFL's Ford Tough Man of the Year.

Thompson was a participant in the 2007 ArenaBowl as a member of the National Conference Champion, Columbus Destroyers, and also won an ArenaBowl Championship in 1999 with the Albany Firebirds. When he retired in 2008, he was only one of six AFL players who had rushed for over 1,000 career yards. He led his team in rushing six of his 13 seasons in the League, while being in the Top 10 overall in that same category five out of those 13 seasons.

Thompson attended Delaware State University where he was a two-time All Mid-Eastern Athletic Conference selection. As a senior, Thompson earned Kodak First Team All-America Honors as he led the team with 89 tackles and 11 sacks. During his junior season he recorded a school record 16 sacks, and five sacks in one game against North Carolina A&T which is also a school record. Leroy's 30 career sacks rate third all-time for the Hornets.

Thompson, who also played the role of Philadelphia Eagles defensive end Carl "Big Daddy" Hairston in the Vince Papale movie "Invincible", is a native of Camden, New Jersey. Leroy and his wife Katrina, presently reside in southern New Jersey.

DARRIN KENNEY

ASSISTANT COACH

Darrin Kenney enters his sixth season as a coach in the Arena Football League and first season as an assistant coach for the Soul. Kenney will work with Leroy Thompson, primarily with the offensive and defensive line for the 2012 season. The Lycoming (Pa.) College alum previously coached with the Nashville Kats (2005-07), the Grand Rapids Rampage (2008), and the Alabama Vipers (2010).

In 2006, Kenney helped Nashville's defense to a No. 1 ranking, allowing just 263.9 yards per game. The team also topped the league in sacks in 2005 and 2006. His offensive line paved the way for fullback Dan Alexander to crush the single-season AFL rushing touchdown record, with 41.

Prior to coaching, Kenney was known as a difference maker and fierce competitor as a OL/DL in his 11-year AFL career. He spent time with the Tampa Bay Storm (1993), Albany Firebirds (1994-95), Arizona Rattlers (1997-2000), and the San Jose SaberCats (2001-03). He played on three ArenaBowl championship teams (1993, '97, and '02), and every team he played on made it to at least the semifinal round of the AFL playoffs. While in college, Kenney earned Middle Atlantic Conference Offensive Lineman of the Year honors in both his junior and senior seasons (1990-91) and an All-America selection his senior season. Following his playing days, Kenney served as color analyst for radio broadcasts for the Soul in 2004.

JACK KLEBE

SPECIAL TEAMS COACH / PLAYER PERSONNEL

Klebe enters his second season with the Soul's coaching staff. Previously, Klebe served as Assistant Coach at West Chester University (2002- 09), Widener University (1995-2001) and Youngstown State University (1971-74) where he coached former Philadelphia Eagles stand out and now ESPN analyst and Soul Co-Majority Owner Ron Jaworski.



Prior to his collegiate coaching career, Klebe taught health and physical education at Bishop Egan/Conwell Egan Catholic High School (PA) for over 30 years, where he also served as their Head Wrestling Coach for 14 years. During this time, his teams won seven Philadelphia Catholic League Championships and once won the prestigious National Prep School Championship.

Klebe has coached football and wrestling at Morrisville High School. He has also coached football in the Bucks County area at Neshaminy and Council Rock, and spent eight years as the Head Football Coach at Bensalem High School. Over his coaching career, Klebe has won numerous Coach of the Year awards for both football and wrestling.

Klebe graduated from North Carolina State University in 1969, where he led the Wolfpack, at quarterback, to an ACC Championship victory in 1968. He attended Bensalem High School, where he was All-Bucks County Quarterback three consecutive years and Tri-State Quarterback his senior year (1965).

Klebe and his wife of 42 years, Elizabeth, have two children, Jay and Yvonne (Mrs. James Foote), and two grandchildren, Nolan and Presley.

LEMAR MOSLEY

HEAD ATHLETIC TRAINER

Mosley enters his second season with the Soul as the head athletic trainer. Lemar was previously with the team for two seasons (2007-08) as a certified athletic training intern. In 2010, Mosley was the head athletic trainer for the Chicago Rush.

Prior to becoming involved in Arena Football, Lemar spent time in the NFL as an athletic training fellow for the Cincinnati Bengals (2009-10) and as an athletic training intern throughout training camp and pre-season for the Indianapolis Colts (2007).

Mosley attended Rutgers University where he was an assistant athletic trainer (2008-09) and graduated with a bachelor's degree in communications. He also earned a bachelor's degree in athletic training from Rowan University, where he assisted the athletic training staff for the various Profs teams. Lemar earned a Master of Science degree in health and exercise science with a specialization in performance enhancement and injury prevention at California University of Pennsylvania.

During the off-season, Lemar provides athletic training assistance for various NovaCare affiliates which include high school, college, and clinic locations.



RYAN MCGORRY

EQUIPMENT MANAGER

Ryan McGorry enters his third season with the Soul, after having spent the 2008 and 2011 seasons with the team. In 2010, McGorry was with the Dallas Vigilantes for the return of the Arena Football League. He previously worked at his alma mater, Clarion University, as the head equipment manager for the football team from 2002- 2006 and the assistant equipment manager for the football team from 2001-2002. McGorry graduated from Clarion in 2005 with a degree in Liberal Studies. He is a native of Shaler, PA, and attended Shaler Area High School in Pittsburgh. Ryan is engaged to Ashley Dallimonti, and they will be getting married in October.



DR. DAVID L. RUBENSTEIN

HEAD TEAM PHYSICIAN

Dr. David Rubenstein, a Board Certified Orthopedic Surgeon, enters his seventh year as Head Team Physician for the Soul. He is the Director of Sports Medicine at Lankenau Hospital and is the Associate Director of the Sports Medicine Fellowship at Thomas Jefferson University. He is currently a team orthopedic surgeon for the Philadelphia 76ers. He is the Head Team Physician for the Philadelphia Passion LFL Team. He has served as the Head Tournament Physician for The Advanta Championships Tennis Tournament, the Head Orthopedic Surgeon for the ESPN X-Games, the Head Team Physician for the Philadelphia Barrage Professional Lacrosse Team, the Team Physician for the Philadelphia Wings Professional Lacrosse Team, an Orthopedic Consultant for WWE Wrestling and has spent 16 years as the visiting team physician for the Los Angeles Dodgers.



Dr. Rubenstein also serves as the team doctor and orthopedic consultant for many local high schools and colleges.

Dr. Rubenstein resides in Bryn Mawr, PA with his wife, Renee, and children, Robyn and Daniel.

DR. RUSSEL BLEILER

TEAM ORAL SURGEON

Dr. Russel Bleiler is in his seventh year as the Oral and Maxillofacial Surgeon for the Philadelphia Soul. He was also on the surgical staff for the Philadelphia Flyers organization (1997-2000) and the World Champion Philadelphia Barrage Professional Lacrosse team (2005-2008).



Dr. Bleiler graduated from Moravian College in 1988 with a degree in Biology and from Temple University Dental School in 1992. He completed a one year internship at Albert Einstein Medical Center in 1993 and finished his Oral and Maxillofacial Surgical residency in 1997 from Temple University Hospital and Pennsylvania Hospital. He is a fellow in the American College of Oral Maxillofacial Surgeons and is board certified by both the American Board of Oral and Maxillofacial Surgeons and the National Dental Board of Anesthesiology.

Dr. Bleiler currently sits on the School Board of his local township school district, Hatboro Horsham School District and resides in Horsham Township with his wife Sharon (21 years) and his four children Russel (18), Colin (14), Laura (12) and Dean (11).

DR. DANIEL LAZOWICK

TEAM INTERNIST

Dr. Daniel Lazowick will serve his seventh year as Team Internist for the Philadelphia Soul. Dr. Lazowick also served as Team Internist for the Philadelphia Barrage of the Major League Lacrosse League. Dr. Lazowick is board certified by both the American Board of Internal Medicine and the American Osteopathic Board of Internal Medicine. He serves as Director of Medical Education at Lankenau Hospital for the (AOA) Internal Medicine Residency Program. Dr. Lazowick has worked in private practice- Main Line Primary Care- for the last 10 years. He is an Associate Clinical Professor of medicine at Thomas Jefferson University and is a fellow in the American College of Physicians.



Dr. Lazowick received his B.S. in Pre-Med/Biology from Juniata College (1989) and attended medical school at the Philadelphia College of Osteopathic Medicine (1993).

Now residing in Glen Mills, PA, he has two children; Matthew Joseph and Jaymi Nicole.

DR. FRANK BRADY
TEAM CHIROPRACTOR

Dr. Brady is in his fifth year as the team Chiropractor for the Philadelphia Soul. He is also the team Chiropractor for the Philadelphia Eagles and Flyers. While not working with professional athletes, Dr. Brady owns and operates Fieldhouse Wellness Center in Malvern PA. The Fieldhouse consists of Chiropractic, Orthopedics, Sports Medicine, Personal Training, Massage Therapy, Physical Therapy, and Nutrition/Weight Loss.

Dr. Brady is a graduate of the Pennsylvania College of Chiropractic. He resides in Ocean City, NJ, with his wife Lisa and three children, Samantha, Frankie, and Nicholas.



DR. LOUIS X. SANTORE
TEAM OPHTHALMOLOGIST

Dr. Louis X. Santore began his professional association with the Philadelphia Soul in their inaugural season 2004 on through 2008. Now, continuing as the team Ophthalmologist, Dr. Santore provides the Philadelphia Soul with their eye care.

Dr. Santore is a proud graduate of the Temple University School of Medicine. Following a medical internship at Albert Einstein Medical Center, he completed his specialty residency in Ophthalmology at Temple University Hospital, where he also served as Chief Resident. Dr. Santore has practiced Medical and Surgical Ophthalmology for the past twenty-five years at The Lankenau Medical Center and currently serves as the Chief of the Division of Ophthalmology. Dr. Santore is a Past President of the Alumni Association of the Temple University School of Medicine and continues to maintain a number of professional affiliations with many local, state and national Ophthalmologic societies. In addition to his private practice, Dr. Santore has been a member of the teaching faculty at Wills Eye Hospital and has also actively participated in medical student and resident training for Thomas Jefferson University Hospital and Medical School, Temple University Hospital Department of Ophthalmology and School of Medicine, and the Philadelphia College of Osteopathic Medicine. In continuing to provide full service eye care for his patients, Dr. Santore recently opened a state of the art Optical Boutique located in his offices at The Lankenau Medical Center. A recipient of several professional awards, Dr. Santore has been recognized as a "Top Doc" in Main Line Today magazine.



Dr. Santore resides with his wife, Susan, in Maple Glen, PA, and is the proud father of Michael, Ali, and Brett and a loving grandfather to Avery Marie, and Paige Harper.

ROSEMARIE SCOLARO MOSER, PHD, ABN, ABPP-RP **TEAM NEUROPSYCHOLOGIST**

Dr. Rosemarie Moser is entering her sixth year as the official neuropsychologist of the Philadelphia Soul. She is the director of the Sports Concussion Center of New Jersey and the RSM Psychology Center in Lawrenceville, which serve the school age through older adult populations. Dr. Moser received her Doctorate from the University of Pennsylvania and is a sports concussion specialist who works with pro, amateur, school, and club teams and athletes. She is the author of "Ahead of the Game: The Parents' Guide to Youth Sports Concussion" as well as author of numerous research publications in the areas of brain injury, depression, anxiety, stress, ADHD, learning disability, and memory disorders. She is a certified school psychologist and board certified neuropsychologist and rehabilitation psychologist. She is the Director of Research Programs for the International Brain Research Foundation and provides services to military personnel and veterans. She is past president of the NJ Neuropsychological Society and the NJ Psychological Association, as well as past Treasurer of the National Academy of Neuropsychology. She currently serves as adjunct faculty at the Widener University and is a Fellow of the American Psychological Association and the National Academy of Neuropsychology. To visit her websites, log onto www.SportsConcussionNJ.com and www.rsmpsychology.com



DR. DAVID ZELOUF **TEAM HAND SURGEON**

David Zelouf, M.D. was attracted by The Hand Centers' world class reputation. As a Board Certified Orthopedic Surgeon, with a Sub-Specialty Certification in Surgery of the Hand, Dr. Zelouf joins the other physicians of The Hand Center in diagnosing and rendering treatment for conditions, injuries and diseases relative to the hand, wrist, arm and elbow.

Born in Pittsburgh, Pennsylvania, Dr. Zelouf received his B.A. from State University of New York at Binghamton, where he was elected to Phi Beta Kappa. He received his M.D. degree from the Albert Einstein College of Medicine, where he was elected to Alpha Omega Alpha. Dr. Zelouf was appointed Administrative Chief Resident during his residency at the Hospital for Joint Diseases Orthopedic Institute. He was also granted the Anatomy Teaching Award and Senior Resident Research Award. He completed his postgraduate fellowship in hand, wrist, elbow, and microsurgery at Tufts University School of Medicine, Boston, Massachusetts. After completing his training, Dr. Zelouf spent four years in Richmond, Virginia in private practice of hand, wrist and elbow surgery.

Dr. Zelouf's faculty appointments have included the New England Medical Center and Medical College of Virginia. The many professional societies of which Dr. Zelouf is a member include the American Society for Surgery of the Hand, the American Academy of Orthopedic Surgeons, and the American Association of Physicians and Surgeons.

Dr. Zelouf promotes the advancement of clinical treatment and surgery of the hand through his many national and local presentations, medical journal publications, and textbook chapters.

PLAYERS



**WE
GOT
THIS.**

2012 ALPHABETICAL ROSTER

NO	NAME	POS	HT	WT	DOB	COLLEGE	EXP	ACQUIRED
55	Aumaitre, Nyere	OL	6-5	320	7/25/1985	Iowa	1	9/16/2011
8	Barno, Dustin	DL	6-3	275	4/15/1980	East Stroudsburg	8	10/10/2011
21	Bear, James "Dusty"	LB	6-1	255	10/22/1985	Western Kentucky	3	2/15/2012
1	Brackins, Larry	WR	6-4	221	11/05/1982	Pearl River CC	4	9/29/2011
58	Brown, Melik	FB/LB	6-2	275	9/14/1984	North Carolina	0	9/26/2011
19	Burch, Koreen	DB	5-9	170	2/25/1989	Ball State	R	9/30/2011
92	Campbell, Darrell	OL/DL	6-4	300	7/06/1981	Norte Dame	2	12/19/2011
51	Carvalho, Brennen	C	6-1	310	12/8/1986	Portland State	2	2/17/2012
65	Clark, Devin	OL	6-4	325	5/22/1986	New Mexico	2	2/20/2012
17	Cooper, Jesse	DB	5-8	170	2/03/1987	Bloomsburg	R	10/25/2011
10	DiMichele, Adam	QB	6-1	202	7/26/1985	Temple	R	9/29/2011
72	Duncan, Zipp	OL	6-5	315	7/15/1987	Kentucky	0	10/24/2011
95	Fitzgerald, Jeffrey	OL/DL	6-4	265	10/30/1987	Kansas State	1	10/14/2011
28	Gardner, Drew	DB	5-11	180	4/22/1986	Iowa	0	9/16/2011
18	Goosby, Joe	FB	6-1	235	9/06/1986	Tulane	1	9/28/2011
27	Hayes, Jerome	LB	6-2	255	12/12/1986	Penn State	1	10/28/2011
91	Hoffman, Matt	DL	6-3	220	4/3/1989	Rowan	R	2/24/2012
33	Hoggard, Alfonso	WR/KR	5-3	150	4/17/1989	Clarion	R	10/25/2011
3	Hughley, Jeff	WR/KR	5-8	180	3/03/1985	Averett	2	9/30/2011
78	Johnson, Christian	OL	6-4	330	10/17/1986	Kentucky	0	10/24/2011
11	Jones, Anthony "Tiger"	WR	5-11	195	5/21/1982	Louisville	3	10/03/2011
7	Kizer, Rayshaun	DB	5-10	190	2/03/1985	Walsh	2	11/22/2011
13	Marfuggi, Phil	K	6-0	195	1/15/1986	Clemson	0	1/28/2012
2	Morgan, Donovan	WR	6-3	225	7/29/1982	Pearl River CC	3	9/25/2011
15	Nemeth, EJ	QB	6-4	245	5/23/1983	Sacred Heart	R	9/30/2011
52	Paramoure, Reggie	DL	6-2	280	7/17/1986	Maine	1	10/28/2011
6	Perkins, Brandon	LB	6-0	240	3/01/1984	Kansas	4	10/20/2011
50	Prater, Kiano	OL	6-5	295	11/28/1988	Arkansas	R	2/17/2012
5	Raudabaugh, Dan	QB	6-3	230	3/30/1987	Miami (OH)	2	9/27/2011
9	Richardson, Kent	DB	6-0	197	4/21/1987	West Virginia	1	9/16/2011
12	Robinson, Bryan	DL	6-3	285	1/25/1986	Wesley	3	10/14/2011
23	Robinson, Michaeux	DB	5-9	185	4/03/1983	Otterbein	3	11/28/2011
4	Ross, Derrick	FB	6-0	240	12/29/1984	Tarleton	1	10/03/2011
16	Sammons, Emery	WR	6-2	190	11/29/1983	Norfolk State	2	1/11/2012
60	Schonbrunner, Jeremy	OL	6-3	306	9/28/1989	Temple	R	2/8/2012
30	Smith, Clifton	FB/LB	6-3	240	7/21/1980	Syracuse	2	12/29/2011
20	Varner, Tanner	DB	6-0	210	7/13/1984	Northern Iowa	2	10/04/2011

2012 NUMERICAL ROSTER

NO	NAME	POS	HT	WT	DOB	COLLEGE	EXP	ACQUIRED
1	Larry Brackins	WR	6-4	221	11/05/1982	Pearl River CC	4	9/29/2011
2	Donovan Morgan	WR	6-3	225	7/29/1982	Pearl River CC	3	9/25/2011
3	Jeff Hughley	WR/KR	5-8	180	3/03/1985	Averett	2	9/30/2011
4	Derrick Ross	FB	6-0	240	12/29/1984	Tarleton	1	10/03/2011
5	Dan Raudabaugh	QB	6-3	230	3/30/1987	Miami (OH)	2	9/27/2011
6	Brandon Perkins	LB	6-0	240	3/01/1984	Kansas	4	10/20/2011
7	Rayshaun Kizer	DB	5-10	190	2/03/1985	Walsh	2	11/22/2011
8	Dustin Barno	DL	6-3	275	4/15/1980	East Stroudsburg	8	10/10/2011
9	Kent Richardson	DB	6-0	197	4/21/1987	West Virginia	1	9/16/2011
10	Adam DiMichelle	QB	6-1	202	7/26/1985	Temple	R	9/29/2011
11	Anthony "Tiger" Jones	WR	5-11	195	5/21/1982	Louisville	3	10/03/2011
12	Bryan Robinson	DL	6-3	285	1/25/1986	Wesley	3	10/14/2011
13	Phil Marfuggi	K	6-0	195	1/15/1986	Clemson	0	1/28/2012
15	EJ Nemeth	QB	6-4	245	5/23/1983	Sacred Heart	R	9/30/2011
16	Emery Sammons	WR	6-2	190	11/29/1983	Norfolk State	2	1/11/2012
17	Jesse Cooper	DB	5-8	170	2/03/1987	Bloomsburg	R	10/25/2011
18	Joe Goosby	FB	6-1	235	9/06/1986	Tulane	1	9/28/2011
19	Koreen Burch	DB	5-9	170	2/25/1989	Ball State	R	9/30/2011
20	Tanner Varner	DB	6-0	210	7/13/1984	Northern Iowa	2	10/04/2011
21	James "Dusty" Bear	LB	6-1	255	10/22/1985	Western Kentucky	3	2/15/2012
23	Michaeux Robinson	DB	5-9	185	4/03/1983	Otterbein	3	11/28/2011
27	Jerome Hayes	LB	6-2	255	12/12/1986	Penn State	1	10/28/2011
28	Drew Gardner	DB	5-11	180	4/22/1986	Iowa	0	9/16/2011
30	Clifton Smith	FB/LB	6-3	240	7/21/1980	Syracuse	2	12/29/2011
33	Alfonso Hoggard	WR/KR	5-3	150	4/17/1989	Clarion	R	10/25/2011
50	Kiano Prater	OL	6-5	295	11/28/1988	Arkansas	R	2/17/2012
51	Brennen Carvalho	C	6-1	310	12/8/1986	Portland State	2	2/17/2012
52	Reggie Paramoure	DL	6-2	280	7/17/1986	Maine	1	10/28/2011
55	Nyere Aumaitre	OL	6-5	320	7/25/1985	Iowa	1	9/16/2011
58	Melik Brown	FB/LB	6-2	275	9/14/1984	North Carolina	0	9/26/2011
60	Jeremy Schonbrunner	OL	6-3	603	9/28/1989	Temple	R	2/08/2012
65	Devin Clark	OL	6-4	325	5/22/1986	New Mexico	2	2/20/2012
72	Zipp Duncan	OL	6-5	315	7/15/1987	Kentucky	0	10/24/2011
78	Christian Johnson	OL	6-4	330	10/17/1986	Kentucky	0	10/24/2011
92	Darrell Campbell	OL/DL	6-4	300	7/06/1981	Norte Dame	2	12/19/2011
95	Jeffrey Fitzgerald	OL/DL	6-4	265	10/30/1987	Kansas State	1	10/14/2011

NYERE AUMAITRE

OFFENSIVE LINEMAN

HT: 6'5 | WT: 175

BIRTHDAY: July 25, 1985

HOMETOWN: Camden, NJ

COLLEGE: Iowa

AFL EXPERIENCE: 1

ACQUIRED BY SOUL: FA - September 16, 2011

55



AFL EXPERIENCE: Started 14 games with the Soul in the 2011 season and recorded one unassisted tackle

OTHER PRO EXPERIENCE: Played for the Harrisburg Stampede of the American Indoor Football Association (now in the Southern Indoor Football League) (2009-10) • Harrisburg Stampede team captain

COLLEGE: Scout Player of the Week (2006-07)

PERSONAL: Son of Andrea Aumaitre • Graduated from the University of Iowa with a Bachelor's degree in Health & Sport Studies • Played football and ran track & field at Woodrow Wilson High School • First-Team All-Conference and All-South Jersey as a senior • Led High School to the 2001 New Jersey State Championship as a junior • High School All-American • Ranked No. 35 for offensive lineman in the country in high school

SOUL FOOD: Nicknames include 'Nye', 'Bossman', 'IHop' • Favorite junk food is Honey Buns • His favorite things about Philadelphia are the people and the diverse cultures • Favorite movie is Planet Earth • Favorite artist is Rick Ross

CAREER TRANSACTIONS

2007 Finished playing at University of Iowa

2008 Signed by AIFA Harrisburg Stampede

2010 Released by Stampede

2011 Signed by **PHILADELPHIA SOUL**

2012 Re-signed by **PHILADELPHIA SOUL**

DEFENSIVE STATS

YEAR	TEAM	GP	TACK	AST	SACK	PB	FF	FR	INT	YDS	TD
2011	PHI	14	1	0	0	0	0	0	0	0	0
TOTALS		14	1	0	0	0	0	0	0	0	0

DUSTIN BARNO

DEFENSIVE LINEMAN

HT: 6'3 | WT: 270

BIRTHDAY: April 15, 1980

HOMETOWN: Easton, PA

COLLEGE: East Stroudsburg

AFL EXPERIENCE: 8

ACQUIRED BY SOUL: FA – October 10, 2011

8



AFL EXPERIENCE: Played 14 games for the Soul • Recorded 19 tackles and 5.5 sacks (2011) • Played for Oklahoma City Yard Dawgz (2010) • Started AFL career in 2004 with Colorado Crush • Won ArenaBowl XIX with Crush (2005) • Played for Crush and Arizona Rattlers in 2008

COLLEGE: Played in 2003 Cactus Bowl • Tallied 143 tackles, 17.5 sacks, and 36 tackles for loss during college career (1999-02) • Named All-PSAC First Team (2001-02), recorded 45 tackles (26 solo), 11 tackles for loss and 4.5 sacks his senior season • His junior season he recorded 39 tackles and 7 sacks • As a sophomore he tallied 46 tackles and 5 sacks • Played nine games as a freshman

PERSONAL: Son of Michael and Georgette • Lives in Philadelphia during off season • Graduated with degree in Health and Physical Education with a concentration in Sport Management • Works for School District of Philadelphia and non profit companies called CATCH (Citizens Acting Together Can Help) and Kaleidoscope • Played intramural basketball at East Stroudsburg • Didn't begin playing football until sophomore year in high school

SOUL FOOD: Favorite artists include Slipknot and Kanye West • Favorite restaurant is Fogo De Chao in Philadelphia • Favorite food is medium rare steak • Favorite athlete to watch is Jared Allen • Dream car is something that is simply reliable • Attempts to eat entire family portion of Stouffer's lasagna night before games

CAREER TRANSACTIONS

2003 Finished playing at East Stroudsburg

2004 Signed by Colorado Crush (AFL)

2008 Signed by Arizona Rattler (AFL)

2008 Released by Rattlers

2010 Signed by Oklahoma City Yard Dawgz (AFL)

2010 Released by Yard Dawgz

2011 Signed by PHILADELPHIA SOUL

2012 Re-signed by PHILADELPHIA SOUL

DEFENSIVE STATS

YEAR	TEAM	GP	TACK	AST	SACK	PB	FF	FR	INT	YDS	TD
2004	COL	7	6.0	6	0.0	1	0	0	0	0	0
2005	COL	10	8.0	6	1.0	1	1	1	0	0	0
2006	COL	13	19.0	12	6.0	0	2	1	0	0	0
2007	COL	12	9.0	10	5.0	1	1	1	0	0	0
2008	COL	5	1.0	6	0.0	0	0	0	0	0	0
2008	ARI	5	7.0	1	1.0	3	0	0	0	0	0
2010	OKC	15	14.0	17	5.5	6	0	1	0	0	0
2011	PHI	14	18.0	6	4.5	2	3	1	0	0	0
TOTALS		81	82.0	64	23.0	14	7	5	0	0	0

JAMES "DUSTY" BEAR

LINEBACKER

HT: 6'1 | WT: 255

BIRTHDAY: October 22, 1985

HOMETOWN: Venice, FL

COLLEGE: Western Kentucky

AFLEXPERIENCE: 2

ACQUIRED BY SOUL: FA – February 16, 2012

21



AFL EXPERIENCE: Played for Dallas Vigilantes and was named Second Team All-Arena (2011) • Recorded 34 tackles, 18 assists, and nine sacks in 15 games with the Vigilantes • Played for the Alabama Vipers (2010) • Made seven tackles, seven assists, and 1.5 sacks in three games • Played for the Tampa Bay Storm (2010) • In five games, he recorded eight tackles, four assists, and one sack

OTHER PRO EXPERIENCE: Played for af2 Florida Firecats (2009) • Played in 16 games • Recorded 26.5 total tackles, four tackles for a loss, and two sacks while forcing and recovering a fumble

COLLEGE: Played for Western Kentucky (2004-2007) • Tallied 24 solo tackles and 26 assists in his senior season • Recorded 4.5 sacks and two interceptions for 38 yards (2007)

PERSONAL: Son of Jim Bear and Barbot Frost

SOULFOOD: Favorite musicians include Hank Williams Jr., Lynyrd Skynyrd, and 'Lil Wayne • His favorite food is wild boar, which he also happens to hunt • His dream car is a monster truck • In his spare time, he likes to hunt, fish, and go four-wheeling

CAREER TRANSACTIONS

2007 Finished playing at Western Kentucky University

2009 Signed by Florida Firecats (af2)

2010 Signed by Tampa Bay Storm (AFL)

2010 Released by Storm

2010 Signed by Alabama Vipers (AFL)

2011 Signed by Dallas Vigilantes (AFL)

2012 Signed by PHILADELPHIA SOUL

DEFENSIVE STATS

YEAR	TEAM	GP	TACK	AST	SACK	PB	FF	FR	INT	YDS	TD
2010	TAM	5	8	4	1.0	0	0	0	0	0	0
2010	ALA	3	7	7	1.5	0	1	1	0	0	0
2011	DAL	15	34	18	9.0	1	0	1	1	0	0
TOTALS		23	49	29	11.5	1	1	2	1	0	0

RECEIVING STATS

YEAR	TEAM	GP	REC	YDS	TD
2010	ALA	3	2	10	0
TOTALS		3	2	10	0

RUSHING STATS

YEAR	TEAM	GP	ATT	YDS	AVG	TD
2010	TAM	5	2	5	2.5	1
TOTALS		5	2	5	2.5	1

LARRY BRACKINS

WIDE RECEIVER

HT: 6'4" | WT: 221

BIRTHDAY: November 5, 1982

HOMETOWN: Dothan, AL

COLLEGE: Pearl River C.C.

AFL EXPERIENCE: 4

ACQUIRED BY SOUL: FA – September 29, 2011

1



AFL EXPERIENCE: Played for the Soul (2011) • Fourth on team in receiving with 492 yards in 41 attempts and 13 touchdowns • Recorded 10.5 total tackles and three assists (2011) • Played for the Dallas Vigilantes (2010) • Recorded 61 receptions for 734 yards and 20 touchdowns, 24 tackles, 11 assists, three forced fumbles, one fumble recovery and one kick return • Played for the Philadelphia Soul (2007-08), member of the ArenaBowl XXII champion team • Caught 107 receptions for 1,412 yards and 29 touchdowns throughout the regular season and added 20 receptions for 249 yards and five touchdowns in three playoff games (2008) • Offensively recorded 56 passes for 786 yards and 20 touchdowns, and added 12.5 total tackles defensively (2007)

OTHER PRO EXPERIENCE: Signed by the UFL California Redwoods (2009) • Signed with the New York Jets, but was released during final cuts (2008) • Drafted in the fifth round by the NFL Tampa Bay Buccaneers (2005) • Participated in the Buccaneers' training camp and preseason, where he caught two passes for 19 yards (2005)

COLLEGE: Started 23 games during his collegiate career (2003-04) • Recorded 101 receptions for a total of 1,834 yards and 19 touchdowns • Awarded as an All-MACJC and All-Region 23 both years, and was named a First-Team NJCAA All-American his final season

PERSONAL: Majored in Physical Education at Pearl River Community College • Named First-Team All-State and First-Team All-Region in both football and basketball as a freshman • Attended Dothan High School where he was an All-State player in football and basketball

SOUL FOOD: Favorite musical artists are Young Jeezy and 2 Chains • Favorite junk food is candy • His ideal vacation spot is Miami • People may not know that he really thinks he can sing

CAREER TRANSACTIONS

2004 Finished playing at Pearl River C.C.

2005 Signed by NFL Buccaneers

2005 Released by Buccaneers

2006 Signed by Buccaneers

2006 Released by Buccaneers

2007 Signed by PHILADELPHIA SOUL

2010 Signed by Dallas Vigilantes (AFL)

2011 Signed by PHILADELPHIA SOUL

2012 Re-signed with PHILADELPHIA SOUL

RECEIVING STATS

YEAR	TEAM	GP	REC	YDS	TD
2007	PHI	10	56	786	21
2008	PHI	15	107	1,412	29
2010	DAL	12	61	734	20
2011	PHI	16	41	492	13
TOTALS		53	265	3424	83

DEFENSIVE STATS

YEAR	TEAM	GP	TACK	AST	SACK	PB	FF	FR	INT	YDS	TD
2007	PHI	10	11	5	0	0	0	0	0	0	0
2008	PHI	15	7	4	0	0	3	1	0	0	0
2010	DAL	12	6	2	0	0	0	0	0	0	0
2011	PHI	16	10.5	3	0	0	1	0	0	0	0
TOTALS		53	34.5	14	0	0	4	1	0	0	0

KICK RETURN STATS

YEAR	TEAM	GP	RETURNS	YDS	TD
2007	PHI	10	0	0	0
2008	PHI	15	1	0	0
2010	DAL	12	1	0	0
2011	PHI	16	1	5	0
TOTALS		53	3	5	0

MELIK BROWN

FULLBACK/LINEBACKER

HT: 6'2 | WT: 275

BIRTHDAY: September 14, 1984

HOMETOWN: Camden, NJ

COLLEGE: North Carolina

AFL EXPERIENCE: 0

ACQUIRED BY SOUL: FA – September 26, 2011

58


AFL EXPERIENCE: In Brown's first season in the AFL he recorded 7.5 total tackles and 2.0 sacks for the Soul

OTHER PRO EXPERIENCE: Played for the Baltimore Mariners of the Southern Indoor Football League, SIFL (2010) • Finished No. 3 on his team in tackles, No. 2 in the League in sacks, and No. 1 in the League in tackles for a loss • Played for the Harrisburg Stampede of the SIFL (2009) • Named team MVP • Earned a spot on the All-Star team with his 19 tackles and eight sacks • Spent time with the British Columbia Lions of the CFL (2009) • Played for the Central Penn Piranha of the Big North East Football Federation (2008) • Played in 28 games, recorded 75 tackles, eight sacks, five fumble recoveries and one blocked PAT • Spent time with the Jersey Lynx of the North American Football League (2007)

COLLEGE: Four-year starter at UNC, playing both defensive end and linebacker • Named Team MVP • Earned the Most Spirit Award • Set squat record of 660 lbs

PERSONAL: Son of Hope and Darrell Brown • Graduated from UNC with a Sociology degree

SOUL FOOD: Favorite athletes are Lawrence Taylor and Julius Peppers • Favorite food is lasagna • He has too many favorite musicians to name • Self-proclaimed "terrible builder," but he likes to try and build things

CAREER TRANSACTIONS

2005 Finished playing at UNC

2007 Signed by NAFL Lynx

2008 Released by Lynx

2008 Signed by BNEFF Piranha

2009 Signed by CFL Lions

2009 Released by Lions

2009 Signed by SIFL Stampede

2010 Signed by SIFL Mariners

2011 Signed by PHILADELPHIA SOUL

2012 Resigned by PHILADELPHIA SOUL

DEFENSIVE STATS

YEAR	TEAM	GP	TACK	AST	SACK	PB	FF	FR	INT	YDS	TD
2011	PHI	2	7.5	3	2.0	0	0	0	0	0	0
TOTALS		2	7.5	3	2.0	0	0	0	0	0	0

KOREEN BURCH

DEFENSIVE BACK

HT: 5'9" | WT: 170

BIRTHDAY: February 25, 1989

HOMETOWN: Douglas, GA

COLLEGE: Ball State

AFL EXPERIENCE: Rookie

ACQUIRED BY SOUL: FA – September 30, 2011

19



COLLEGE: Four-year DB at Ball State • Played in the 2008 GMAC Bowl • Had career high in tackles in 2009 with nine against Central Michigan • Earned the Ray Louthen Award for senior contribution from Ball State in 2010

PERSONAL: Son of Kenneth Stevens and Cynthia Dansby • Has two sisters and one brother • Graduated from Ball State with a Communications Studies major

SOUL FOOD: Favorite athlete is Sean Taylor • Favorite artists are Wale and Rick Ross • Favorite food is pot roast • When he's not on the football field he can be found playing basketball or helping younger student athletes

CAREER TRANSACTIONS

2010 Finished playing at Ball State

2012 Signed by **PHILADELPHIA SOUL**

DARREL CAMPBELL

DEFENSIVE LINEMAN

HT: 6'4 | WT: 320

BIRTHDAY: July 6, 1981

HOMETOWN: South Holland, IL

COLLEGE: Notre Dame

AFL EXPERIENCE: 2

ACQUIRED BY SOUL: FA – December 19, 2011

92



AFL EXPERIENCE: Started all 18 games for the Soul (2011) • Recorded 16 tackles (12 solo), ten tackles for loss, nine sacks, forced two fumbles, and blocked one kick • Played for the Orlando Predators (2008) • During his eight games with the Predators, he recorded 19 total tackles, 1.5 sacks and one fumble recovery

OTHER PRO EXPERIENCE: Played with the CFL Montreal Alouettes (2009) • Spent time in the NFL when he attended Baltimore Ravens training camp and played in pre-season games (2008) • Began the 2006 season with the Cleveland Browns, then signed to the Tampa Bay Buccaneers practice squad • Signed by Chicago Bears (2004) as an un-drafted rookie free agent and spent the following season (2005) on the practice squad

COLLEGE: Three-year starter and three-time letter winner at Notre Dame as defensive tackle • Started 34 of 44 games • Recorded 25 total tackles and 3 sacks his senior year, a career-high 33 tackles and 6 sacks his junior year, 26 total tackles and 3 sacks his sophomore year, and 3 tackles and 1 recovered fumble as a redshirt freshman

PERSONAL: Married to wife Kandace with son Aidan • Graduated from Notre Dame with a Bachelor of Science in Computer Applications and a Bachelor of Arts in English • Participated in football, track, wrestling, basketball, soccer and baseball at Thornwood High School in Illinois

SOUL FOOD: Favorite TV show is Dexter • Favorite song to sing in the shower is "I'll Be Around" by The Spinners • Favorite sports team growing up was the Chicago Bears • Least favorite food is asparagus

CAREER TRANSACTIONS

2002 Finished playing at Notre Dame

2004 Signed by NFL Bears

2005 Released by Bears

2006 Signed by NFL Buccaneers, practice squad

2008 Signed by Orlando Predators (AFL)

2008 Signed by NFL Ravens

2008 Released by Ravens

2009 Signed by CFL Alouettes

2011 Signed by PHILADELPHIA SOUL

2012 Re-signed by PHILADELPHIA SOUL

DEFENSIVE STATS

YEAR	TEAM	GP	TACK	AST	SACK	PB	FF	FR	INT	YDS	TD
2008	ORL	8	19	9	1.5	0	0	1	0	0	0
2011	PHI	18	16	8	9.0	1	2	0	0	0	0
TOTALS		26	35	17	10.5	1	2	1	0	0	0

BRENNAN CARVALHO

OFFENSIVE LINEMAN

HT: 6'1 | WT: 320

BIRTHDAY: December 8, 1986

HOMETOWN: Honolulu, HI

COLLEGE: Portland State

AFL EXPERIENCE: 2

ACQUIRED BY SOUL: FA – February 17, 2012

51


AFL EXPERIENCE: Played for Arizona Rattlers (2010-2011) • Recorded one reception for 21 yards, and one rush for a touchdown in his career with the Rattlers

OTHER PRO EXPERIENCE: Signed by the NFL Green Bay Packers as a rookie free agent and assigned to the practice squad for the season (2008)

COLLEGE: Played at Portland State (2004-2007) • Won Division I FCS Remington Award, which is given to the nation's best center (2007) • Named first team All-Big Sky (2005-2007) • Started 39 consecutive games • Participated in the Hula Bowl

PERSONAL: Son of Bernard and Regina Carvalho • His father is the mayor of the island of Kauai

SOULFOOD: Favorite part about Philadelphia is to experience the history, especially because he is so far from home • Favorite food are lau lau, Kalua pig, and poi with an extra side of macaroni salad • His hobbies include diving, fishing, and playing video games

CAREER TRANSACTIONS

2007 Finished playing at Portland State University

2008 Signed by NFL Packers, practice squad

2010 Signed by Arizona Rattlers (AFL)

2011 Resigned by Rattlers

2012 Signed by PHILADELPHIA SOUL
RECEIVING STATS

YEAR	TEAM	GP	REC	YDS	TD
2010	ARI	7	1	21	0
TOTALS		7	1	21	0

RUSHING STATS

YEAR	TEAM	GP	ATT	YDS	AVG	TD
2010	ARI	7	1	1	1	1
TOTALS		7	1	1	1	1

DEFENSIVE STATS

YEAR	TEAM	GP	TACK	AST	SACK	PB	FF	FR	INT	YDS	TD
2011	ARI		0	1	0	0	0	0	0	0	0
TOTALS			0	1	0	0	0	0	0	0	0

DEVIN CLARK
OFFENSIVE LINEMAN

HT: 6'4 | WT: 325

BIRTHDAY: May 22, 1986

HOMETOWN: Mesa, AZ

COLLEGE: New Mexico

AFL EXPERIENCE: 2

ACQUIRED BY SOUL: FA – February 20, 2012

65


AFL EXPERIENCE: Was a member of the Arizona Rattlers (2010-11) and made an ArenaBowl appearance in 2011 • Named Second Team All-Arena (2011) • Recorded three tackles in his career with the Rattlers • Offensively he recorded three receptions for a total of 31 yards while playing for Arizona • Signed to the Spokane Shock preseason roster (2010)

OTHER PRO EXPERIENCE: Signed by the Washington Redskins (NFL) in 2008 as an undrafted free agent • Played in two games for the Redskins before being released in 2009 • Signed as a practice squad member on the UFL New York Sentinels (2010)

COLLEGE: Played at New Mexico (2006-2007) • Saw action in 25 games for the Lobos • Named first team All-Mountain West Conference during his senior year • Played in the New Mexico Bowl (2006 & 2007)

PERSONAL: Son of Herbert and Janet Clark • Has one daughter, Zoey, with wife Srah

SOULFOOD: Favorite food is country-fried steak and eggs • Favorite musician is Barry White • In his spare time he likes to play video games

CAREER TRANSACTIONS

2007 Finished playing at University of New Mexico
 2008 Signed by NFL Redskins, undrafted free agent
 2009 Released by Redskins
 2009 Signed by UFL Sentinels, practice squad
 2010 Signed by Spokane Shock (AFL), preseason roster
 2010 Released by Shock
 2010 Signed by Arizona Rattlers (AFL)
 2011 Resigned by Rattlers
2012 Signed by PHILADELPHIA SOUL

RECEIVING STATS

YEAR	TEAM	GP	REC	YDS	TD
2010	ARI	8	1	7	0
2011	ARI	18	2	24	0
TOTALS		26	3	31	0

DEFENSIVE STATS

YEAR	TEAM	GP	TACK	AST	SACK	PB	FF	FR	INT	YDS	TD
2010	ARI	8	1	0	0	0	0	0	0	0	0
2011	ARI	18	2	0	0	0	0	0	0	0	0
TOTALS		26	3	0	0	0	0	0	0	0	0

JESSE COOPER
DEFENSIVE BACK

HT: 5'8" | WT: 170

BIRTHDAY: February 3, 1987

HOMETOWN: Williamstown, NJ

COLLEGE: Bloomsburg

AFL EXPERIENCE: Rookie

ACQUIRED BY SOUL: Open Tryout – October 25, 2011

17


OTHER PRO EXPERIENCE: Played for the Reading Express (2011) and took home the Special Teams Player of the Year Award • Led the team in all-purpose yards in both the regular season (713) and playoffs (298) • He also tallied 29.0 total tackles, six interceptions, and one interception going for a touchdown to go along with one sack.

COLLEGE: Attended Bloomsburg University (2006-09) where he was a four-year starter • Named first team All-PSAC as both a defensive back and a specialist (2008) • Named Division II Player of the Year by the Touchdown Club of Southern New Jersey

PERSONAL: Son of Jesse Sr. and Gertrude Cooper • Graduated from Bloomsburg University with a degree in Management (2010)

SOUL FOOD: Favorite teams are the Eagles and Sixers • Favorite athlete is Michael Vick • Favorite food is any kind of pasta • When he's not playing on the football field, he can be found playing Madden '12 online

CAREER TRANSACTIONS

2009 Finished playing at Bloomsburg University

2011 Signed by IFL Express

2011 Released by IFL Express

2012 Signed by PHILADELPHIA SOUL

ADAM DIMICHELE

QUARTERBACK

HT: 6'1 | WT: 202

BIRTHDAY: July 26, 1985

HOMETOWN: McKees Rocks, PA

COLLEGE: Temple

AFL EXPERIENCE: Rookie

ACQUIRED BY SOUL: September 29, 2011

13



OTHER PRO EXPERIENCE: Led the Erie Explosion (2011) to a division title • Led the IFL in passing yards per game (270.6), team points per game (70.2), total team offensive yards per game (260.0), and throwing a league-best 91 touchdowns to seven interceptions • Was a member of the Philadelphia Eagles (2009), the Calgary Stampeders (2009), and the Winnipeg Blue Bombers (2009)

COLLEGE: Played baseball at Oskaloosa-Walton College (2004-06) • Transferred to play quarterback at Temple (2006-08) • Named team captain in both the 2007 and 2008 seasons • Ranks No. 4 on the Owls' all-time passing list with 5,024 yards while adding 45 touchdowns

PERSONAL: Son of Natalie and Dominic DiMichele • Attended Sto-Rox High School and had one of the best high-school careers in the history of Pennsylvania • Is the Western Pennsylvania Interscholastic Athletic League's all-time passer breaking records set by NFL Hall of Famers Joe Montana, Dan Marino, and Joe Namath • One of seven children in his family • Can dunk a basketball • Drafted in MLB

SOUL FOOD: Favorite team is the Pittsburgh Steelers • Favorite athletes growing up were Steve Young and Jerry Rice • Favorite foods are Chicken Parmesan, French toast, and spaghetti • Loves junk food • Dream car is a Range Rover • Dream vacation spots are Hawaii and Italy

CAREER TRANSACTIONS

2008 Finished playing at Temple University
 2009 Signed by NFL Eagles
 2009 Released by Eagles
 2009 Signed by Eagles
 2009 Released by Eagles
 2009 Signed to CFL Stampeders, practice squad
 2009 Signed by CFL Blue Bombers, practice squad
 2010 Signed by SIFL Explosion
2012 Signed by PHILADELPHIA SOUL

ZIPP DUNCAN
OFFENSIVE LINEMAN
HT: 6'5 | WT: 315
BIRTHDAY: July 15, 1987
HOMETOWN: Elizabethtown, KY
COLLEGE: Kentucky
AFL EXPERIENCE: 0
ACQUIRED BY SOUL: FA: October 24, 2011
72


AFL EXPERIENCE: Played for Dallas Vigilantes (2011) • Played Week 20 against Arizona Rattlers

OTHER PRO EXPERIENCE: Signed by the NFL Philadelphia Eagles as an undrafted free agent (2010) • Signed to the CFL Edmonton Eskimos practice squad (2011)

COLLEGE: Played 38 games at Kentucky • Started 26 games in a row for the Wildcats

PERSONAL: Son of Fonda and Steve Duncan • Majored in Kinesiology at Kentucky • Married to wife Ashley • Played tight end in high school • Caught 123 passes for 1,396 yards and 23 touchdowns as a tight end in high school • Named All-State as a senior • All-District and All-Area pick three times • Played center for high school basketball team

SOUL FOOD: Named after the last name of his father's best friend • Favorite food is medium rare steak • Favorite actor is Denzel Washington • Favorite artists include Drake and Jay-Z • Hobbies include taking his boat out on the water, fishing, and playing video games

CAREER TRANSACTIONS

2009 Finished playing for University of Kentucky

2010 Signed by the NFL Eagles

2010 Released by Eagles

2010 Signed by the CFL Eskimos, practice squad

2011 Released by Eskimos

2011 Signed by the Dallas Vigilantes (AFL)

2012 Signed by the PHILADELPHIA SOUL
RECEIVING STATS

YEAR	TEAM	GP	REC	YDS	TD
2011	DAL	1	1	-3	0
TOTALS		1	1	-3	0

JEFFREY FITZGERALD

OFFENSIVE LINEMAN/DEFENSIVE LINEMAN

HT: 6'4 | WT: 265

BIRTHDAY: October 30, 1987

HOMETOWN: Richmond, VA

COLLEGE: Kansas State

AFL EXPERIENCE: 1

ACQUIRED BY SOUL: FA – October 14, 2011

95


AFL EXPERIENCE: Fitzgerald completed his first season in the AFL tied for number one on the Soul in forced fumbles (3) • Made 27.5 tackles, one sack, two fumble recoveries, and one interception last season

OTHER PRO EXPERIENCE: Attended preseason camp with the Kansas City Chiefs (NFL)

COLLEGE: Played under Bill Snyder (KSU) and Al Groh (UVA) • Recorded 40 tackles (24 solo), 10.0 tackles for loss, 7.0 sacks (-67.0 yards), one interception, seven passes defended, two fumble recoveries and three forced fumbles • Began his collegiate career at Virginia, registering 137 tackles (72 solo), 24.0 stops for loss, 12.0 sacks (-64.0 yards), four interceptions, seven passes defended, three fumble recoveries and three forced fumbles in two seasons in Virginia • Received the Bill Dudley Award as Virginia's outstanding first-year player

PERSONAL: Son of Shelia and Wilbert Fitzgerald • Has a Bachelor's Degree in Sociology from Kansas State • Was a Big 12 Academic All-American • Attended the University of Virginia his freshman year before transferring to Kansas State • Played in 12 games in one season at Kansas State

SOUL FOOD: Favorite food is macaroni and cheese • Favorite athletes include Michael Jordan, Deion Sanders, and Charles Barkley • Favorite TV show is Martin • Has listened to the same playlist before every game since his freshman year of college

CAREER TRANSACTIONS

2009 Finished playing at Kansas State

2010 Signed by NFL Chiefs

2010 Released by Chiefs

 2011 Signed by **PHILADELPHIA SOUL**

 2012 Re-signed by **PHILADELPHIA SOUL**
DEFENSIVE STATS

YEAR	TEAM	GP	TACK	AST	SACK	PB	FF	FR	INT	YDS	TD
2011	PHI	15	27.5	9	2.5	3	3	2	1	1	0
TOTALS		15	27.5	9	2.5	3	3	2	1	1	0

DREW GARDNER

DEFENSIVE BACK

HT: 5'11" | WT: 180

BIRTHDAY: April 22, 1986

HOMETOWN: Cherry Hill, NJ

COLLEGE: Iowa

AFL EXPERIENCE: 0

ACQUIRED BY SOUL: FA – September 16, 2011

28


AFL EXPERIENCE: In his debut season in the AFL (2011), Gardner recorded 1.5 total sacks with the Soul

COLLEGE: Played one season at Widener University, where he recorded 20 tackles, three interceptions, and one punt block (2004) • Played three seasons at the University of Iowa, totaling 11 tackles (2006-08) • Earned the Special Teams/Hustle Award at Iowa • Ran track at Iowa

PERSONAL: Son of Jamie and William • Earned a Bachelor of Arts degree in Health & Sports Studies at the University of Iowa • Played football, basketball, and ran track at Cherry Hill West High School, located in Cherry Hill, NJ • Recorded 97 total tackles, 13 interceptions, and 17 touchdown receptions while gaining over 2,000 all-purpose yards • Earned Second-Team All-Conference as a junior and senior, and three varsity letters as a team captain

SOUL FOOD: Favorite things about Philadelphia are the food, especially his favorite food, cheesesteaks, and the fans • His favorite artist is Drake • His dream car is a Lamborghini • When he's not playing football he enjoys playing video games

CAREER TRANSACTIONS

2008 Finished playing at University of Iowa

2011 Signed by PHILADELPHIA SOUL
2012 Re-signed by PHILADELPHIA SOUL
DEFENSIVE STATS

YEAR	TEAM	GP	TACK	AST	SACK	PB	FF	FR	INT	YDS	TD
2011	PHI	1	1.5	1	0	0	0	0	0	0	0
TOTALS		1	1.5	1	0	0	0	0	0	0	0

JOE GOOSBY

LINEBACKER

HT: 6'1 | WT: 230

BIRTHDAY: July 15, 1987

HOMETOWN: Jersey Village, TX

COLLEGE: Tulane

AFL EXPERIENCE: 1

ACQUIRED BY SOUL: FA – September 28, 2011

18


AFL EXPERIENCE: Played for Dallas Vigilantes (2011) • Played only nine regular season and one playoff game due to injury • Finished fourth on the team with 51 tackles (43 solo), two interceptions and 15 pass breakups in nine starts

OTHER PRO EXPERIENCE: Played for San Angelo Stampede Express of the Indoor Football League (2010) • Played for Bossier-Shreveport Battle Wings of the af2 (2009)

COLLEGE: Four-year letter winner • Tallied 100 tackles (60 solo) in 33 career games (2004-07) • All-Conference USA selection (2006)

PERSONAL: Son of Sharon and Joe, Sr. • Graduated with a degree in Media Arts • Played safety at Tulane • Lettered in football, basketball and track in high school • Led district in assists twice in high school • Competed in the triple jump his freshman year at Tulane • Brother Jermaine Lyons played basketball at Stephen F. Austin

SOUL FOOD: Favorite food is his mother's broccoli, cheese and rice casserole • Favorite athlete is Michael Jordan • Favorite shows include T.I. and Tiny: The Family Hustle, Two and a Half Men and SportsCenter • Favorite movies include Immortals and Training Day • Dream car is Aston Martin • Hobbies include reading and working with high school students on football and life lessons • Played baritone in concert band in middle school

CAREER TRANSACTIONS

2007 Finished playing at Tulane University

2009 Signed by Bossier-Shreveport Battle Wings (af2)

2010 Signed by IFL Stampede Express

2011 Signed by Dallas Vigilantes (AFL)

2012 Signed by PHILADELPHIA SOUL
DEFENSIVE STATS

YEAR	TEAM	GP	TACK	AST	SACK	PB	FF	FR	INT	YDS	TD
2011	DAL	9	43	16	0	3	1	1	1	17	0
TOTALS		9	43	16	0	3	1	1	1	17	0

JEROME HAYES

LINEBACKER

HT: 6'2 | WT: 250

BIRTHDAY: December 12, 1986

HOMETOWN: Bayonne, NJ

COLLEGE: Penn State

AFL EXPERIENCE: 1

ACQUIRED BY SOUL: FA – October, 28, 2011

27



AFL EXPERIENCE: Played for the Soul (2011) • Recorded 21 tackles and nine starts in 15 games

COLLEGE: Played for Penn State from 2005-08 • Came back from two ACL tears • Was a member of 2009 Rose Bowl team at Penn State

PERSONAL: Son of Cheryl and Eric Hayes • Father of Jerome Hayes, Jr. • Graduated with degree in Communications and Human Development and Family Studies • Going for Masters' in Secondary Education • One of the most highly recruited linebackers after high school • Army All-American (2005) • First Team All-State (2004) • Tom Lemming and PrepStar All-American • Conference Defensive Player of the Year (2004) • Three-time all-county selection • Member of Bayonne state championship team (2002) • Played varsity basketball (power forward) and baseball (short stop)

SOUL FOOD: Favorite food is pizza • Favorite athlete growing up was Eddie George • Favorite movie is Friday • Favorite artist is Wale • Doesn't eat much before games • Is defensive coordinator for football team and physical education teacher at Bayonne High School

CAREER TRANSACTIONS

2009 Finished playing at Penn State

2011 Signed by **PHILADELPHIA SOUL**

2012 Re-signed by **PHILADELPHIA SOUL**

DEFENSIVE STATS

YEAR	TEAM	GP	TACK	AST	SACK	PB	FF	FR	INT	YDS	TD
2011	PHI	15	21.0	10	1.0	3	0	1	1	8	0
TOTALS		15	21.0	10	1.0	3	0	1	1	8	0

MATT HOFFMAN
DEFENSIVE LINEMAN
HT: 6'3 | WT: 220
BIRTHDAY: April 3, 1989
HOMETOWN: Burlington, NJ
COLLEGE: Rowan
AFL EXPERIENCE: Rookie
ACQUIRED BY SOUL: FA – February 24, 2012
91


COLLEGE: Started all 10 games of his senior season, finishing with a team-high 65 tackles, 21.5 for a loss, and 8.5 sacks (2010) • Named 2nd team all-American, East Region Defensive Player of the Year, and NJAC Defensive Player of the Year (2010) • Finalist for 2010 Gagliardi Trophy, given to the DIII Player of the Year • Started nine contests, compiling 42 tackles, 12.0 for a loss, and a team-high 6.5 sacks, and blocked one kick (2009) • Named to New Jersey Athletic Conference second team • 2009 Philadelphia Inquirer Academic All-Area Team • Saw action in all 10 games, recording 48 tackles, a team-high 15.5 tackles for a loss, seven sacks, four pass breakups, two forced fumbles, one fumble recovery and blocked a kick (2008)

PERSONAL: Son of Kevin and Joanne Hoffman • Involved with the Rowan Bone Marrow Drive and Friends of Jaclyn Foundation • Missed a game in the 2009 Profs' season to donate bone marrow to an anonymous patient

SOUL FOOD: Favorite food is buffalo wings • Candy of choice is Starburst • Dream car is the Corvette Z06 • His perfect vacation spot would be Riviera Maya, Mexico • Hobbies include training, playing Modern Warfare 3, and singing

CAREER TRANSACTIONS

2010 Finished playing at Rowan University

2012 Signed by PHILADELPHIA SOUL

ALFONSO HOGGARD

WIDE RECEIVER

HT: 5'3 | WT: 150

BIRTHDAY: April 17, 1989


HOMETOWN: Philadelphia, Pa.

COLLEGE: Clarion

AFL EXPERIENCE: Rookie

ACQUIRED BY SOUL: Open Tryouts – October 25, 2011

33



AFL EXPERIENCE: Attended Pittsburgh Power open tryout (2011)

COLLEGE: Four-year starter at Clarion • Rushed for 2,161 yards and 26 touchdowns in last two seasons • Named PSAC West Offensive Player of the Year (2009) • First Team All-PSAC West • Began career as wide receiver • Caught 48 passes for 505 yards and three touchdowns as freshman (2007) • Caught 41 passes for 472 yards and two touchdowns as a sophomore (2008)

PERSONAL: Son of Jacqueline and Alfonso Hoggard • Graduated with degrees in both Business finance and Economics

SOUL FOOD: Nickname is "Mighty Mouse" • Favorite food is chicken • Favorite athlete growing up was Barry Sanders • Favorite show is Modern Family • Favorite artist is Lil' Wayne • Hobbies include playing Call of Duty: Modern Warfare 3, Attending 76ers and Phillies games, golfing and bowling

CAREER TRANSACTIONS

2010 Finished playing at Clarion University

2012 Signed by **PHILADELPHIA SOUL**

JEFF HUGHLEY

WIDE RECEIVER/KICK RETURNER

HT: 5'8 | WT: 180

BIRTHDAY: March 3, 1985

HOMETOWN: Jacksonville, FL

COLLEGE: Averett

AFL EXPERIENCE: 2

ACQUIRED BY SOUL: FA – September 30, 2011

3


AFL EXPERIENCE: Coming off back-to-back seasons being named to the All-Ironman Team • Ranked No. 3 in the AFL (2011) in all-purpose yards (2,680) and No.7 in kickoff return yards (1,429) • Played in 15 games for the Jacksonville Sharks, registering 89 receptions for 1,171 receiving yards going for 22 touchdowns (2011) • Returned 69 kickoffs that went for 1,447 yards and one touchdown while adding one rushing touchdown (2011) • Had eight games with at least five receptions, four games with double-digit receptions, and six games with at least 100 yards (2011) • In 2010 he was No. 2 in the AFL in all-purpose yards (2,808) and No. 4 in all-purpose yards per game (175.5)

OTHER PRO EXPERIENCE: Played for af2 Tulsa Talons (2007-2009) Was awarded the af2 Ironman of the Year (2009) • Set single-season league records for total all-purpose yards (4,113) and total kickoff return yards (2,069) • Set Single-season team records for receptions (140) and receiving yards (1,909) • MVP of Arena Cup (2007)

COLLEGE: Played for Averett University • Still holds schools records for receiving yards in career (2,925) and season (940), as well as career receptions (221) and career receiving touchdowns (31) • Led his team in receiving all four years • Had nine 100-yard receiving games

PERSONAL: Son of Rosemary and Warren Frieson • Father to Jamari • Majored in Athletic Training at Averett

SOUL FOOD: Favorite food is chicken strips • Dream car is a hybrid Escalade • Favorite team is the Tampa Bay Buccaneers • Favorite athletes are Warren Dunn, Jacoby Ford, and Darren Sproles • Has four motorcycles • Hobbies include drawing, photography, and golfing

CAREER TRANSACTIONS

2006 Finished playing at Averett University

2007 Signed by Tulsa Talons (af2)

2010 Talons move to AFL

2011 Signed by AFL Sharks

2012 Signed by PHILADELPHIA SOUL

RECEIVING STATS

YEAR	TEAM	GP	REC	YDS	TD
2010	TUL	17	113	1258	28
2011	JAC	15	89	1171	22
TOTALS		32	202	2429	50

RUSHING STATS

YEAR	TEAM	GP	ATT	YDS	AVG	TD
2010	TUL	17	9	-2	-4.5	4
2011	JAC	15	1	8	8	1
TOTALS		32	10	6	0.6	5

DEFENSIVE STATS

YEAR	TEAM	GP	TACK	AST	SACK	PB	FF	FR	INT	YDS	TD
2010	TUL	17	6	0	0	0	0	0	0	0	0
2011	JAC	15	7	0	0	0	0	0	0	0	0
TOTALS		32	13	0	0	0	0	0	0	0	0

KICK RETURN STATS

YEAR	TEAM	GP	RETURNS	YDS	TD
2010	TUL	17	91	1642	2
2011	JAC	15	69	1447	1
TOTALS		32	160	3089	3

CHRISTIAN JOHNSON

OFFENSIVE LINEMAN

HT: 6'4 | WT: 330

BIRTHDAY: October 17, 1986

HOMETOWN: Ft. Campbell, KY

COLLEGE: University of Kentucky

AFL EXPERIENCE: 0

ACQUIRED BY SOUL: FA – October 24, 2011

78



AFL EXPERIENCE: Played for the Dallas Vigilantes (2011) • Appeared in three games and allowed only one sack

COLLEGE: Played offensive guard at Kentucky (2005-2008) • Started in 15 games and appeared in 36 • Helped the line to yield no sacks and record 125 yards rushing to hand LSU its only loss of the season (2007)

PERSONAL: Son of Nathaniel and Vicki Johnson • Christian's brother, Micah, signed with UK in Feb. 2006 • Majored in Family and Consumer Sciences • Nominated for a national high school all-star game but did not play • Three-year letterman on the track and field team, participating in the shot put • Finished third in the state as a junior and senior

SOUL FOOD: Favorite musical artists are TI and Young Jeezy • Favorite food is Chinese food • Dream car would be a Camaro • Favorite movie is Anchorman • If he had the chance, he would open a restaurant

CAREER TRANSACTIONS

2008 Finished playing at Kentucky

2011 Signed by Dallas Vigilantes (AFL)

2012 Signed by PHILADELPHIA SOUL

DEFENSIVE STATS

YEAR	TEAM	GP	TACK	AST	SACK	PB	FF	FR	INT	YDS	TD
2011	DAL	3	1	2	0	0	0	0	0	0	0
TOTALS		3	1	2	0	0	0	0	0	0	0

ANTHONY "TIGER" JONES

WIDE RECEIVER

HT: 5'11 | WT: 195

BIRTHDAY: May 21, 1982

HOMETOWN: Mobile, AL

COLLEGE: Louisville

AFL EXPERIENCE: 3

ACQUIRED BY SOUL: FA – October 3, 2011

11



AFL EXPERIENCE: Named Cutter's AFL Wide Receiver of the Year and First Team All-Arena for Dallas Vigilantes (2011) • Caught 171 passes for 2,232 yards and 42 touchdowns • No. 1 in the AFL receiving yards per game (124.0), receptions, and yards while scoring the fifth-most touchdown receptions • Played for Milwaukee Iron (2010) • Named Second Team All-Arena and was on the receiving end of 125 passes for 1,810 yards and 42 touchdowns, finished in the top of the AFL in all three categories • Started AFL career with the Doug Plank-led Georgia Force (2008) • Didn't play until fifth week of the season and recorded 1,217 yards and 30 touchdowns • Named to All-Rookie team

OTHER PRO EXPERIENCE: Played for Louisville Fire in af2 (2007) • Caught 142 passes for 1,897 yards and 37 touchdowns • Set Fire single-season record for receiving yards • Signed by the CFL BC Lions and made it to final roster cut (2006) • Signed with the Washington Redskins (2005), but released before training camp

COLLEGE: Played under current Arkansas head coach Bobby Petrino at University of Louisville (2001-2004) • Caught 26 passes for 326 yards and four touchdowns during his three-year, 51-game career • Member of 2001 Liberty and 2002 GMAC Bowl teams

PERSONAL: Son of Anthony and Nadine Jones • Has two younger brothers, Phelon and Carvel, who played at Alabama and Troy state respectively • Four-year letter winner in high school • Earned a First-Team All-Southern Region selection on defense and was an Honorable Mention All-State on offense • All-State track star during his freshman year

SOUL FOOD: Nickname "Tiger" was given to him by his father • Favorite food is lasagna • Favorite genre of music is R & B • Favorite movie is Friday • Favorite show is Martin • Plays the keyboard

CAREER TRANSACTIONS

2004 Finished playing at University of Louisville
 2005 Signed by NFL Redskins, undrafted rookie free agent
 2005 Released by Redskins
 2006 Signed with CFL Lions, training camp
 2006 Released by Lions
 2007 Signed by af2 Fire
 2008 Released by Fire
 2008 Signed by Georgia Force (AFL)
 2010 Signed by Milwaukee Iron (AFL)
 2011 Signed by Dallas Vigilantes (AFL)
2012 Signed by PHILADELPHIA SOUL

RECEIVING STATS

YEAR	TEAM	GP	REC	YDS	TD
2008	GEO	12	96	1214	29
2010	MIL	16	125	1810	42
2011	DAL	18	170	2225	42
TOTALS		46	391	5249	113

DEFENSIVE STATS

YEAR	TEAM	GP	TACK	AST	SACK	PB	FF	FR	INT	YDS	TD
2008	GEO	12	4	1	0	0	0	0	0	0	0
2010	MIL	16	2	2	0	0	0	0	0	0	0
2011	DAL	18	3	1	0	0	0	1	0	0	0
TOTALS		46	9	4	0	0	0	1	0	0	0

RUSHING STATS

YEAR	TEAM	GP	ATT	YDS	AVG	TD
2008	GEO	12	6	19	3.2	0
2010	MIL	16	13	47	3.6	4
2011	DAL	18	3	-1	-.3	0
TOTALS		46	22	65	2.9	4

RAYSHAUN KIZER

DEFENSIVE BACK

HT: 5'10 | WT: 190

BIRTHDAY: February 3, 1985

HOMETOWN: Euclid, Ohio

COLLEGE: Walsh

AFL EXPERIENCE: 2

ACQUIRED BY SOUL: FA – November 22, 2011

7



AFL EXPERIENCE: Named First Team All-Arena while with the Orlando Predators (2011) • Broke the AFL single season record for interceptions with 16 (2011) • Led Predators in tackles with 108.0 (100 solo) while playing in every game for Orlando, including its playoff game (2011) • Led AFL in interceptions (12) his rookie season (2010)

OTHER PRO EXPERIENCE: Played for Green Bay Blizzard in af2 (2009) • Recorded 65 tackles, four interceptions, 15 pass breakups and two fumble recoveries • Signed to the practice squad of Montreal Alouettes and Hamilton Tiger-Cats (2011) • Member of Montreal Alouettes (2008) • Member of New York Jets as undrafted free agent and played in three of the four preseason games (2007)

COLLEGE: Three-year starter at Walsh (2003-06) • Ranks No. 3 on Walsh's all-time interceptions list with 14 • Returned five interceptions for touchdowns • First Team All-American and First Team All-Conference during senior season • Second team All-Conference as a junior • First team All-Conference during sophomore season

PERSONAL: Son of Caren and Anthony Kizer • Father of Rayshaun, Jr. • Graduated with Computer Science degree

SOUL FOOD: Nickname is "Ball Hawk" • Favorite food is catfish • Favorite athletes include Eric Metcalf and Deion Sanders • Favorite show is Everybody Hates Chris • Favorite movies include The Best Man and Law Abiding Citizen • Hobbies include spending time with his family, working on computers, and drawing

CAREER TRANSACTIONS

2006 Finished playing at Walsh

2007 Signed by NFL Jets, preseason

2007 Released by Jets

2007 Signed by CFL Alouettes

2008 Released by Alouettes

2009 Signed by Green Bay Blizzard (af2)

2010 Signed by Orlando Predators (AFL)

2011 Signed by CFL Alouettes, practice squad

2011 Released by Alouettes

2011 Signed by CFL Tiger-Cats

2011 Released by Tiger-Cats

2012 Signed by PHILADELPHIA SOUL

DEFENSIVE STATS

YEAR	TEAM	GP	TACK	AST	SACK	PB	FF	FR	INT	YDS	TD
2010	ORL	14	63	12	0	23	1	3	12	148	1
2011	ORL	18	113	16	0	14	2	1	16	237	3
TOTALS		32	176	28	0	37	3	4	28	385	4

KICK RETURN STATS

YEAR	TEAM	GP	RETURNS	YDS	TD
2010	ORL	14	1	0	0
2011	ORL	18	1	12	0
TOTALS		32	2	12	0

PHIL MARFUGGI
KICKER

HT: 6'0 | WT: 200

BIRTHDAY: January 5, 1986

HOMETOWN: Manalapan, NJ

COLLEGE: Clemson

AFL EXPERIENCE: 1

ACQUIRED BY SOUL: Open Tryout – January 28, 2012

10


AFL EXPERIENCE: Played for the Iowa Barnstormers (2011) • Made 15 of 22 extra point attempts in three games with the Barnstormers

OTHER PRO EXPERIENCE: Played for the AIFA Harrisburg Stampede (2010) • Made 71 of 79 extra point attempts and 13 of 25 field goal attempts for a total of 179 points

COLLEGE: Played goalkeeper at Clemson University (2003-2006) • Ranked fourth on Clemson's career list for saves with 237 • Named to All-American and All-ACC teams (2005-2006)

PERSONAL: Son of Philip and Ellen • Drafted by the New England Revolution in the 2007 MLS supplemental draft • Studied community recreation management at Clemson

SOULFOOD: His favorite aspect of the city is its food • His favorite restaurant is Daunte & Luigi's • His favorite band is Swedish House Mafia • His favorite food is Italian food • His favorite junk-food is sweet potatoes and french fries • His dream car is a 96 Chevy Tahoe • His favorite vacation spot is Pebble Beach, CA • His hobbies include exercising, golf, watching movies, and spending time with family and friends • A poem he wrote about football was published by the Arts Council of Princeton

CAREER TRANSACTIONS

2006 Finished playing at Clemson University

2010 Signed by AIFA Stampede

2011 Signed by Iowa Barnstormers (AFL)

2012 Signed by PHILADELPHIA SOUL
KICKING STATS

YEAR	TEAM	GP	FGM	FGA	PAT	ATT
2011	IOW	3	0	1	15	22
TOTALS		3	0	1	15	22

DEFENSIVE STATS

YEAR	TEAM	GP	TACK	AST	SACK	PB	FF	FR	INT	YDS	TD
2011	IOW	3	1	1	0	0	0	0	0	0	0
TOTALS		3	1	1	0	0	0	0	0	0	0

DONOVAN MORGAN

WIDE RECEIVER

HT: 6'3" | WT: 225

BIRTHDAY: July 29, 1982

HOMETOWN: New Orleans, LA

COLLEGE: Pearl River C.C

AFL EXPERIENCE: 3

ACQUIRED BY SOUL: FA – September 25, 2011

2



AFL EXPERIENCE: Led the Soul in receiving yards last season with 1957
 • Recorded one touchdown, 6 rushing yards, and four tackles in the Soul's 2011 season • First-Team All-Arena with Tulsa Talons (2010) • Led AFL with 52 receiving touchdowns (2010) • Played for Coach Hohensee • named to AFL All-Rookie Team and named AFL Rookie of the Year with Chicago Rush (2008)

OTHER PRO EXPERIENCE: Played on four NFL teams, Buffalo Bills (2007), Kansas City Chiefs (2006), Houston Texans practice squad (2005), and New York Jets (2004) • af2 Rookie of the Year with Tulsa Talons (2005) • Set af2 record with 346 points in a single season (2005) • Set af2 record with 57 total touchdowns and 54 receiving touchdowns in a single season (2005)

COLLEGE: Played one season each at University of Louisiana-Lafayette (2001) and Pearl River C.C. (2002)
 • Junior College All-American Honors, Top JUCO WR (2002) • Caught 45 passes for 987 yards and seven touchdowns (2002) • His 987 receiving yards is second-highest single-season total in Wildcats' history • His 45 receptions are tied for fifth in Wildcats' history • Caught 26 passes for 253 yards and two touchdowns at Louisiana- Lafayette

PERSONAL: Son of Christine Garrison • Two daughters named Tryniti Morgan and Mia Hill • Majored in Elementary Education at Pearl River C.C.

SOUL FOOD: Favorite team growing up was the San Francisco 49ers • Favorite athlete is Jerry Rice • Favorite artists are Soulja Slim and Lil' Wayne • He is a certified dog trainer • Enjoys beating Nyere Aumaitre in NBA2K

CAREER TRANSACTIONS

2002 Finished playing at Pearl River C.C.
 2004 Signed by NFL Jets, assigned to NFL Europe
 2004 Placed on NFL Europe IR
 2005 Released by Jets
 2005 Signed by Tulsa Talons (af2)
 2005 Signed by NFL Texans, practice squad
 2005 Promoted to Texans, active roster
 2006 Released by Texans
 2006 Signed by NFL Chiefs, practice squad
 2006 Released by Chiefs
 2006 Signed by New Orleans VooDoo (AFL)
 2007 Released by VooDoo due to injury
 2007 Signed by Tulsa Talons (af2)
 2007 Signed by NFL Bills, training camp
 2007 Released by Bills
 2007 Signed by Chicago Rush (AFL)
 2010 Signed by Tulsa Talons (AFL)
 2011 Signed by PHILADELPHIA SOUL
 2012 Re-signed by PHILADELPHIA SOUL

RECEIVING STATS

YEAR	TEAM	GP	REC	YDS	TD
2008	CHI	15	111	1281	24
2010	TUL	16	123	1707	52
2011	PHI	16	121	1957	37
TOTALS		47	355	4945	113

RUSHING STATS

YEAR	TEAM	GP	ATT	YDS	AVG	TD
2008	CHI	15	11	34	3.1	1
2010	TUL	16	0	0	0	0
2011	PHI	16	6	6	1.0	1
TOTALS		47	17	40	2.6	2

DEFENSIVE STATS

YEAR	TEAM	GP	TACK	AST	SACK	PB	FF	FR	INT	YDS	TD
2011	PHI	16	4.0	0	0	0	0	0	0	0	0
TOTALS		16	4.0	0	0	0	0	0	0	0	0

EJ NEMETH
QUARTERBACK

HT: 6'4 | WT: 245

BIRTHDAY: May 23, 1983

HOMETOWN: Hamilton, NJ

COLLEGE: King's College

AFL EXPERIENCE: Rookie

ACQUIRED BY SOUL: FA - September 30, 2011

15


OTHER PRO EXPERIENCE: Led the Baltimore Mariners to the AIFA Championship after a perfect 16-0 regular season (2010) • Quarterbacked the team to the first shutout in AIFA history • Set teams records in points scored in one half with 59 and most points in a single game scoring 91 (2010) • Also spent time with the Alaska Wild (2008) and the San Angelo Stampede-Express (2008) of the IFL

COLLEGE: Went to Sacred Heart, but didn't see much playing time (2001-2002) • Transferred to King's College (2003) • Recorded 49 total tackles, 40 of them unassisted, four sacks, and one fumble recovery in 11 games with King's

PERSONAL: Son of Deedee Juno and Ernest Nemeth • Coaches high school football and wrestling • Studied business while in college • Was the head football coach at Trenton Catholic Academy (2005-06) • Going back to school for a degree in Physical Education

SOUL FOOD: Favorite food is anything covered in teriyaki sauce, especially teriyaki beef • Favorite teams are the New York Giants and Boise State Broncos • Favorite athletes are Jeremy Shockey and Brett Favre • Dream car would be anything with Lamborghini doors

CAREER TRANSACTIONS

2003 Finished playing at King's College

2008 Signed by IFL Stampede Express

2008 Released by Stampede Express

2008 Signed by IFL Wild

2008 Released by Wild

2009 Signed by AIFA Mariners

2010 Released by Mariners

2010 Signed by SIFL Steel

2010 Released by Steel

2011 Signed by Utah Blaze (AFL)

2012 Singed by PHILADELPHIA SOUL

REGGIE PARAMOURE

DEFENSIVE LINEMAN

HT: 6'2" | WT: 280

BIRTHDAY: July 17, 1986

HOMETOWN: Hamilton, NJ

COLLEGE: Maine

AFL EXPERIENCE: 1

ACQUIRED BY SOUL: FA – October 28, 2011

52



AFL EXPERIENCE: Played for the Tulsa Talons (2011) • Recorded 12.0 total tackles, two tackles for loss, one sack, and one forced fumble

OTHER PRO EXPERIENCE: Played for af2's Albany Firebirds (2009) • Recorded 32.0 total tackles, and 5.5 sacks

COLLEGE: Played for the University of Maine • Totaled 10 tackles (1 ST, 9 AT), 2.0 tackles for loss and 1.5 sacks (2006) • Recorded 14 tackles, including two sacks for minus-nine yards, forced a fumble, and had one interception (2005) • Made one tackle in his freshman season (2004)

PERSONAL: Son of Sharon Ortiz and the late Reginald Paramoure • Child Development and Family Relations major while at Maine

SOUL FOOD: First started playing football at age six • Favorite team is the Green Bay Packers • Favorite athlete is Reggie White • Favorite foods are seafood, barbeque chicken, and curried goat • Writes poetry and raps in his spare time

CAREER TRANSACTIONS

2007 Finished playing at University of Maine

2009 Signed by Albany Firebirds (af2)

2009 Released by Firebirds

2011 Signed by Tulsa Talons (AFL)

2012 Signed by PHILADELPHIA SOUL

DEFENSIVE STATS

YEAR	TEAM	GP	TACK	AST	SACK	PB	FF	FR	INT	YDS	TD
2011	TUL	10	9	6	1	1	1	0	0	0	0
TOTALS		10	9	6	1	1	1	0	0	0	0

BRANDON PERKINS

LINEBACKER

HT: 6'9 | WT: 240

BIRTHDAY: March 1, 1984

HOMETOWN: Houston, TX

COLLEGE: Kansas

AFL EXPERIENCE: 4

ACQUIRED BY SOUL: FA – October 20, 2011

6



AFL EXPERIENCE: Played for the Philadelphia Soul (2011) • Recorded 51.5 tackles (42 solo), 8.5 tackles for loss, and 5.5 sacks • Played for Oklahoma City Yard Dawgz where he tallied 14.5 tackles and 2.5 sacks (2010) • Started AFL career with Los Angeles Avengers (2007-08) • Recorded 52 tackles, five sacks and two forced fumbles • As a rookie he tallied 31 tackles and an interception

OTHER PRO EXPERIENCE: Participated in training camp with Saskatchewan Roughriders of the Canadian Football League (2009)

COLLEGE: Tied for third on the all-time school sack list with 20 during his 46 games at Kansas • Recorded five sacks in a single game his senior season against Louisiana Tech, a school single-game record (2005)

PERSONAL: Son of Mary and Willis • Father of Ariya • Married to Stefanie • Graduated with a degree in American Studies with a concentration in Entrepreneurship • Starting up commercial construction business • Hosts youth football camp • Sees coaching as a possible future career

SOUL FOOD: Nickname is "Perk" • Favorite athlete was Emmitt Smith • Favorite artists include Lil' Wayne, Charlie Wilson and Anthony Hamilton • Favorite food is his mother's broccoli and cheese casserole • Juggling is his hidden talent • Hobbies include listening to music, site drawing, and thinking of different business ventures

CAREER TRANSACTIONS

2005 Finished playing at Kansas

2007 Signed by Los Angeles Avengers (AFL)

2009 Signed by CFL Roughriders

2010 Signed by Oklahoma City Yard Dawgz (AFL)

2011 Signed by PHILADELPHIA SOUL

2012 Re-signed by PHILADELPHIA SOUL

DEFENSIVE STATS

YEAR	TEAM	GP	TACK	AST	SACK	PB	FF	FR	INT	YDS	TD
2007	LA	15	21	21	0	1	0	1	1	0	0
2008	LA	15	34	36	5	3	2	1	0	0	0
2010	OKC	6	8	13	1.5	6	0	1	0	0	0
2011	PHI	17	51.5	19	5.5	3	2	3	1	5	0
TOTALS		53	114.5	89	12	13	4	6	2	5	0

KIANO PRATER

OFFENSIVE LINEMAN

HT: 6'5 | WT: 295

BIRTHDAY: November 28, 1988

HOMETOWN: San Bernardino, CA

COLLEGE: Arkansas State

AFL EXPERIENCE: Rookie

ACQUIRED BY SOUL: FA – February 17, 2012

50



COLLEGE: In 2010, played in and started 12 games • In 2009, played in 12 games, including 10 as a starter • Part of the offensive line that led the way for 21 rushing touchdowns, the third most in the Sun Belt Conference, and paved the way for three different ASU players rushing for over 100 yards in at least one game • Redshirted the 2008 season.

PERSONAL: Son of Larry Prater and Cynthia Armstrong.

SOUL FOOD: His favorite aspect of Philadelphia is the food • His favorite musician is Lil Wayne • His favorite food is mac & cheese • His favorite junk food is cookies & milk • His dream car would be a Bentley • His favorite vacation spot would be Hawaii • His hobbies include hanging out with his family and traveling • He coaches at his junior college

CAREER TRANSACTIONS

2010 Finished playing at Arkansas State

2012 Signed by PHILADELPHIA SOUL

DAN RAUDA BAUGH

QUARTERBACK

HT: 6'3 | WT: 220

BIRTHDAY: March 30, 1987

HOMETOWN: Coppell, Texas

COLLEGE: Miami (OH)

AFL EXPERIENCE: 2

ACQUIRED BY SOUL: FA – September 27, 2011

5



AFL EXPERIENCE: Played for Dallas Vigilantes (2010-11) • Led team to AFL Playoffs (2011), threw for 4,741 yards, 100 touchdowns, 18 interceptions, and completed 64% percent of his attempts in first full season as a starter • Won 2011 Week 8 Offensive Player of the Week honors after completing 29 of 35 passes for 377 yards and seven touchdowns against the Kansas City Command • Took over starting job with two games remaining in 2010 season in Dallas

COLLEGE: Was a starter in each of his four letter-winning seasons (2006-2009) at Miami (OH) • Ranks fifth in school history in passing yards with 5,352, third in school history in both completions with 511 and pass attempts with 916

PERSONAL: Son of Gregg and Bonnie Raudabaugh • Majored in History at Miami (OH) • Played high school baseball • Was named District 6 AAAAA Pitcher of the Year in high school

SOUL FOOD: Nickname is "Red" • Favorite food is steak and potatoes • Favorite athletes growing up were Michael Jordan and Troy Aikman • Favorite movies include Jaws, Goodfellas and Anchorman • In his spare time he enjoys working out and spending time with family and friends

CAREER TRANSACTIONS

2009 Finished playing at University of Miami (OH)

2010 Signed by Dallas Vigilantes (AFL)

2012 Signed by **PHILADELPHIA SOUL**

PASSING STATS

YEAR	TEAM	GP	COMP	ATT	%	YDS	TD	INT	QB RAT.
2010	DAL	2	31	46	67.4	442	10	1	128.80
2011	DAL	18	360	557	64.6	4741	90	17	118.27
TOTALS		20	34.5	14	0	0	4	1	0

RUSHING STATS

YEAR	TEAM	GP	ATT	YDS	AVG	TD
2010	DAL	2	2	-2	-1	0
2011	DAL	18	15	8	0.5	0
TOTALS		20	17	6	0.4	2

KENT RICHARDSON

DEFENSIVE BACK

HT: 6'0 | WT: 200

BIRTHDAY: April 21, 1987

HOMETOWN: Tallahassee, Fla.

COLLEGE: West Virginia

AFL EXPERIENCE: 1

ACQUIRED BY SOUL: FA – September 16, 2011

9



AFL EXPERIENCE: Led the Soul in tackles with 64 and pass breakups with 11 (2011) • Played in 16 games, starting in nine

COLLEGE: Was named team captain • Member of four bowl teams: 2008 Fiesta Bowl, 2008 Car Care Bowl, 2007 Gator Bowl and 2006 Sugar Bowl • Won Athletic Director's Academic Honor Roll (2008)

PERSONAL: Son of Emma and Johnny • Earned a Bachelor of Arts degree in Marketing • Father of Sydnie • Ran track and weight lifted in high school • Won state championships in both sports • Played the trumpet in middle school marching band

SOUL FOOD: Nickname is "Rich" • Favorite food is chicken cordon bleu • Favorite show is My Wife and Kids • Favorite movie is Kevin Hart: Laugh at My Pain • Favorite artists include Lil' Wayne and Rick Ross • Favorite athletes growing up were Deion Sanders and Charles Woodson • Hobbies include drawing sketches and playing video games

CAREER TRANSACTIONS

2008 Finished playing at West Virginia University

2010 Signed by NFL Packers

2010 Released by Packers

2011 Signed by PHILADELPHIA SOUL

2012 Resigned by PHILADELPHIA SOUL

DEFENSIVE STATS

YEAR	TEAM	GP	TACK	AST	SACK	PB	FF	FR	INT	YDS	TD
2011	PHI	16	64	14	0	11	2	1	1	0	0
TOTALS		16	64	14	0	11	2	1	1	0	0

BRYAN ROBINSON

DEFENSIVE LINEMAN

HT: 6'3 | WT: 285

BIRTHDAY: January 25, 1986

HOMETOWN: Camden, DE

COLLEGE: Wesley College

AFL EXPERIENCE: 3

ACQUIRED BY SOUL: FA – October 14, 2011

12



AFL EXPERIENCE: Played for Kansas City Command (2011) • Recorded 29.5 tackles (26 solo), 15 tackles for loss and nine sacks • Won Co-Defensive Player of the Week after a four tackle, four sack and one blocked kick performance against the Spokane Shock in Week 12 (2011) • Played for both the Milwaukee Mustangs and Cleveland Gladiators (2010)

OTHER PRO EXPERIENCE: Spent time with Hamilton Tiger-Cats of the Canadian Football League • Played for New York Sentinels of the United Football League (2010) • Made it to final cuts with NFL's Arizona Cardinals (2008)

COLLEGE: Played four years on the Wesley defensive line • Racked up 92.5 tackles and 47.5 sacks, both school and Atlantic Central Football Conference records • Named First Team All-ACFC four times and ACFC Defensive Player of the Year three times

PERSONAL: Son of Phyllis and Jackie Robinson • Fiancé of Dawn • Father of Jada Mya Robinson and Colton Savage • Graduated with degree in Physical Education with a concentration in Sport Management

SOUL FOOD: Nickname is "B-Rob" • Favorite athletes are Reggie White, Allen Iverson, Michael Jordan and Deion Sanders • Favorite shows are Family Guy, Game of Thrones, and Boardwalk Empire • Favorite artists include Jay-Z, Lil' Wayne, Drake, and Adele • Hobbies include playing video games with his daughter and listening to music • Considers playing in Philadelphia a dream come true

CAREER TRANSACTIONS

2007 Finished playing at Wesley College

2008 Signed by NFL Cardinals, undrafted rookie free agent

2008 Released by Cardinals

2009 Signed by CFL Tiger-Cats, practice squad

2009 Signed by UFL Sentinels

2010 Signed by Milwaukee Mustangs (AFL)

2010 Released by Mustangs

2010 Signed by Cleveland Gladiators (AFL)

2011 Signed by Kansas City Command (AFL)

2012 Signed by PHILADELPHIA SOUL

DEFENSIVE STATS

YEAR	TEAM	GP	TACK	AST	SACK	PB	FF	FR	INT	YDS	TD
2010	MIL	4	9	3	1	1	0	0	0	0	0
2010	CLE	2	7	2	0	0	0	0	0	0	0
2011	KAN	17	24	8	8	5	0	0	0	0	0
TOTALS		23	40	13	9	6	0	0	0	0	0

MICHEAUX ROBINSON

DEFENSIVE BACK

HT: 5'9 | WT: 175

BIRTHDAY: April 3, 1983

HOMETOWN: Fostoria, OH

COLLEGE: Otterbein

AFL EXPERIENCE: 3

ACQUIRED BY SOUL: FA – November 28, 2011

23



AFL EXPERIENCE: Won an ArenaBowl championship with Jacksonville Sharks (2011) • Recorded 114.5 tackles, 11 interceptions and broke up an AFL 46 passes • Was named First Team All-Arena and was a finalist for Defensive Player of the Year • Was named Second Team All-Arena (2010) • Began pro career with Orlando Predators (2007)

OTHER PRO EXPERIENCE: Played for Wilkes-Barre/Scranton Pioneers in af2 and caught 28 interceptions (2008-09) • Was named Defensive Player of the Year and First Team All-af2 American Conference (2009) • Signed with the Montreal Alouettes of the Canadian Football League practice squad (2011)

COLLEGE: Tied for No. 1 in school history in career interceptions (13) • D3football.com All-American honorable mention (2003) • Named All-OAC (2003-04) • Four-year starter

PERSONAL: Son of Russell, Sr. and DeLois Robinson • Graduated with bachelor's degree in Art • Played on high school basketball (point guard) and baseball (center field) teams • Brother Russell, Jr. received scholarship offers from UCLA, Alabama, and Mississippi State for basketball

SOUL FOOD: Nickname is "Pit bull" • Favorite athlete is his brother Russell • Likes to watch anything that involves sports • Favorite movie is Belly • Favorite food is anything his family cooks • Favorite artist is Tupac • Hobbies include spending time with family and breeding pit bulls • Animal lover • Member of Animal Rescue Center in Ohio

CAREER TRANSACTIONS

2004 Finished playing at Otterbein

2007 Signed by Orlando Predators (AFL)

2008 Signed by Wilkes Barre/Scranton Pioneers (af2)

2009 Released by Pioneers

2010 Signed by Jacksonville Sharks (AFL)

2011 Signed by CFL Alouettes, practice squad

2012 Signed by PHILADELPHIA SOUL

DEFENSIVE STATS

YEAR	TEAM	GP	TACK	AST	SACK	PB	FF	FR	INT	YDS	TD
2007	ORL	12	36	6	0	2	1	1	0	0	0
2010	JAC	13	63	16	0	23	0	3	7	39	0
2011	JAC	17	108	15	0	51	1	1	11	95	0
TOTALS		42	207	37	0	76	2	5	18	134	0

KICK RETURN STATS

YEAR	TEAM	GP	RETURNS	YDS	TD
2007	ORL	12	14	206	0
2010	JAC	13	1	0	0
TOTALS		25	15	206	0

DERRICK ROSS

FULLBACK

HT: 6'0 | WT: 253

BIRTHDAY: December 29, 1984

HOMETOWN: Huntsville, TX

COLLEGE: Tarleton State

AFL EXPERIENCE: 1

ACQUIRED BY SOUL: FA – October 03, 2011

4



AFL EXPERIENCE: Played for Dallas Vigilantes (2011) • 2011 First Team All-Arena Selection • Led the AFL in rushing attempts with 167 while setting a new League single-season record in rushing yards (622) and added 39 rushing touchdowns (2011)

OTHER PRO EXPERIENCE: Rookie of the Year with the San Angelo Stampede Express (2010) • Received Co-Offensive MVP honors while playing for the NFL-E Cologne Centurions (2007) • Played in seven regular season games for the Kansas City Chiefs (2006)

COLLEGE: Played in 18 games for Tarleton State and was named an All-American (2004-05) • Holds school records for rushing yards gained in a single game (269) and season (1,560) • Also holds school records for points in a season (134) and touchdowns in a season (22) • Named an All-American while playing at Blinn College (2002-03)

PERSONAL: Son of Lewis and Emma Ross • Involved with the Boys and Girls Club of America

SOUL FOOD: His favorite type of food is Italian, especially chicken fettuccini • Dream car would be the Batmobile featured in The Dark Knight • Favorite musician is B.B. King • Dream vacation is to go to Africa on safari

CAREER TRANSACTIONS

2005 Finished playing for Tarleton State

2006 Signed by NFL Chiefs

2007 Assigned to NFL Europe Centurions

2007 Released by Chiefs

2008 Signed by CFL Alouettes, practice squad

2009 Signed by CFL Blue Bombers, practice squad

2010 Signed by IFL Stampede Express

2010 Released by Stampede Express

2011 Signed by Dallas Vigilantes (AFL)

2012 Signed by PHILADELPHIA SOUL

RECEIVING STATS

YEAR	TEAM	GP	REC	YDS	TD
2011	DAL	18	10	89	0
TOTALS		18	10	89	0

RUSHING STATS

YEAR	TEAM	GP	ATT	YDS	AVG	TD
2011	DAL	18	167	622	3.7	39
TOTALS		18	167	622	3.7	39

DEFENSIVE STATS

YEAR	TEAM	GP	TACK	AST	SACK	PB	FF	FR	INT	YDS	TD
2011	DAL	18	2	0	0	0	0	0	0	0	0
TOTALS		18	2	0	0	0	0	0	0	0	0

EMERY SAMMONS

WIDE RECEIVER

HT: 6'2 | WT: 190

BIRTHDAY: November 29, 1983

HOMETOWN: Philadelphia, PA

COLLEGE: Norfolk State

AFL EXPERIENCE: 2

ACQUIRED BY SOUL: FA – January 11, 2012

80



AFL EXPERIENCE: Played for the Spokane Shock (2010-2011) • Tallied 17 receptions, 234 yards, and 1 touchdown during the Shock's ArenaBowl XXIII Championship season (2010) • Had a break out second season with the Shock, recording 68 receptions, 739 yards, and ten touchdowns in 15 games (2011) • Was on the preseason roster for both the Philadelphia Soul and New York Dragons (2008)

OTHER PRO EXPERIENCE: Played for the Manchester Wolves in the af2 (2008-2009) • Recorded 85 receptions for 1,156 yards and 21 touchdowns in his first season (2008) • Named to the 2009 All-af2 team after recording 102 receptions for 1,146 yards and 26 touchdowns • Invited to two mini-camps with the Philadelphia Eagles

COLLEGE: Played wide receiver at Norfolk State (2004-2006) • Recorded 35 receptions for 639 yards and three touchdowns (2006) • Second in receiving yards (1,220) at Norfolk State

PERSONAL: Son of Emery Mario Sammons Sr. and Latanya F. Sammons • Graduated from Norfolk State University in 2007 • Majored in Architectural Drafting and Design & Building Construction with a minor in Interdisciplinary Studies • Attended Willingboro High School

SOUL FOOD: Started playing football at age five • Favorite musician is Maxwell • Favorite food is barbeque ribs • Favorite team is the Philadelphia Eagles • Dream car is a Bentley • Hobbies include cutting hair, riding and fixing motorcycles, and fixing cars

CAREER TRANSACTIONS

2006 Finished playing at Norfolk State

2008 Signed by AFL Dragons, preseason

2008 Signed by PHILADELPHIA SOUL, preseason

2008 Signed by Manchester Wolves (af2)

2009 Released by Wolves

2011 Signed by AFL Shock

2012 Signed by PHILADELPHIA SOUL

RECEIVING STATS

YEAR	TEAM	GP	REC	YDS	TD
2010	SPO	4	17	234	1
2011	SPO	15	68	739	10
TOTALS		19	85	973	11

RUSHING STATS

YEAR	TEAM	GP	ATT	YDS	AVG	TD
2010	SPO	4	2	-1	-0.5	0
2011	SPO	15	16	29	1.8	2
TOTALS		19	18	28	1.6	2

DEFENSIVE STATS

YEAR	TEAM	GP	TACK	AST	SACK	PB	FF	FR	INT	YDS	TD
2010	SPO	4	1	0	0	0	0	0	0	0	0
2011	SPO	15	11	5	0	0	0	0	0	0	0
TOTALS		19	12	5	0	0	0	0	0	0	0

KICK RETURN STATS

YEAR	TEAM	GP	RETURNS	YDS	TD
2010	SPO	4	1	0	0
TOTALS		4	1	0	0

JEREMY SCHONBRUNNER
OFFENSIVE LINEMAN
HT: 6'3 | WT: 305
BIRTHDAY: September 12, 1989
HOMETOWN: Salisbury, MD
COLLEGE: Temple
AFL EXPERIENCE: Rookie
ACQUIRED BY SOUL: FA – February 8, 2012
60


COLLEGE: Lettered for three years • In 2011, played in 12 games with eight starts at center, the o-line gave up no sacks against Wyoming, Ohio, Buffalo, and Akron • In 2010, played in nine games with one start at center • In 2009, played in nine games • Recipient of the 2010 Mark Bresani Award for spirit and enthusiasm at the conclusion of spring drills • Recipient of the 2009 Gavin White Local 215 Award presented to the most improved non-scholarship player at the conclusion of spring drills.

PERSONAL: Graduated from Temple University in December 2010 with a bachelor's degree in human resource management • Son of Alan and Doris Schonbrunner • Enrolled as a non-matriculated graduate student.

SOUL FOOD: His favorite aspect of Philadelphia is its history • His favorite musician is Def Leperd • His favorite food is lobster • His favorite junk food is Reese's • His dream car would be a 1969 Super Sport Camaro • His favorite vacation spot is St. Thomas • His hobbies include weight lifting • He was a swimmer for 10 years • He volunteers in a nursing home

CAREER TRANSACTIONS

2011 Finished playing at Temple

2012 Signed by PHILADELPHIA SOUL

CLIFTON SMITH

FULLBACK/LINEBACKER

HT: 6'3 | WT: 240

BIRTHDAY: July 21, 1980

HOMETOWN: Freeport, NY

COLLEGE: Syracuse

AFL EXPERIENCE: 2

ACQUIRED BY SOUL: FA – December 29, 2011

30



AFL EXPERIENCE: Played for the Chicago Rush (2010) • In five games he recorded seven carries, five touchdowns, 18.0 solo tackles, 4.5 sacks, two forced fumbles, and one fumble recovery • Played for the Philadelphia Soul (2008) • Tallied 45.0 total tackles, one interception and a sack, while also adding 10 rushing touchdowns in 18 games • Ironman of Week 15 and later named to the All-Ironman Team (2008)

OTHER PRO EXPERIENCE: Played for the NFL-E Cologne Centurions (2007) • Led the league with three interceptions • Member of the Cleveland Browns (2005-06) • Member of the Washington Redskins (2003-05)

COLLEGE: Received four letters • Ranks fifth in career tackles (405), third in tackles for a loss (36) and sixth in solo tackles (244) on the SU all-time lists • Recorded 36 tackles for a loss of 87 yards which makes him third on the SU all-time list, and first among linebackers • Played in 47 games at SU, starting 44 of them • One of two true freshmen to play in 1999

PERSONAL: Son of Clifton Smith Sr. and Nancy Porter • Two brothers, four sisters • Married with one daughter, Naomi • Majored in Marketing at Syracuse

SOUL FOOD: Favorite junk food is brownies • Dream car is a Lamborghini Diablo • If he could travel anywhere he would go to Spain • Works at an alternative school in his free time • Favorite athletes include Joe Montana, Barry Sanders, Michael Jordan, and Scottie Pippen

CAREER TRANSACTIONS

2002 Finished playing at Syracuse University

2003 Signed by NFL Redskins

2005 Released by Redskins

2005 Signed by NFL Browns

2006 Released by Browns

2007 Allocated to NFL Europe Centurions

2007 Released by Centurions

2008 Signed by PHILADELPHIA SOUL

2010 Signed by Chicago Rush (AFL)

2012 Signed by PHILADELPHIA SOUL

RUSHING STATS

YEAR	TEAM	GP	ATT	YDS	AVG	TD
2008	PHI	18	50	131	2.6	10
2010	CHI	5	7	22	3.1	5
TOTALS		23	57	153	2.7	15

DEFENSIVE STATS

YEAR	TEAM	GP	TACK	AST	SACK	PB	FF	FR	INT	YDS	TD
2008	PHI	18	33	24	1.0	1	1	1	1	6	0
2010	CHI	5	18	12	4.5	3	2	1	0	0	0
TOTALS		23	51	36	5.5	4	3	2	1	6	0

KICK RETURN STATS

YEAR	TEAM	GP	RETURNS	YDS	TD
2008	PHI	18	2	3	0
TOTALS		18	2	3	0

TANNER VARNER

DEFENSIVE BACK

HT: 6'0 | WT: 200

BIRTHDAY: July 13, 1984

HOMETOWN: Ottumwa, IA

COLLEGE: Northern Iowa

AFL EXPERIENCE: 2

ACQUIRED BY SOUL: FA – October 4, 2011

20



AFL EXPERIENCE: Led the Soul's 2011 defense in touchdowns (2) • Ranked fifth on the team in tackles (45) and second in interceptions (5) last season • Played for the Iowa Barnstormers (2010) • Led the AFL with 129.5 total tackles, 113 solo tackles, and eight interceptions • Named First-Team All-Arena and the Barnstormer's Defensive MVP (2010)

OTHER PRO EXPERIENCE: Played for the Iowa Barnstormers of the af2 for two years (2008-09) • Led the team in tackles with 119.5, and added 8 interceptions, three fumble recoveries, and two forced fumbles (2009) • Led the team in tackles with 91, and added seven interceptions and two forced fumbles (2008) • Played with the af2 Arkansas Twisters (2007) • No. 3 on the team with 83.5 tackles and led them with nine interceptions and two forced fumbles • Named an All-League Defensive Back and three-time Defensive Player of the Game (2007)

COLLEGE: Recorded 85.5 tackles, 13.5 tackles for a loss, and three interceptions during his senior season (2005) • Named First-Team All-American and All-Gateway Conference (2005) • Named Defensive MVP in 2005 1AA National Championship game

PERSONAL: Son of Linda and Dan Varner • Father of Mia Elizabeth, born on June 9, 2010 • Graduated with a Bachelor of Arts degree in Exercise Science from the University of Northern Iowa • Played football, basketball, baseball, and ran track at Ottumwa High School in Ottumwa, IA

SOUL FOOD: Favorite junk foods are gummies and ice cream • Started playing football at age 6 • He's trying to teach himself how to play the ukulele • During the offseason he's works as a correctional officer

CAREER TRANSACTIONS

2005 Finished playing at the University of Northern Iowa

2007 Signed by Arkansas Twisters (af2)

2008 Signed by Iowa Barnstormers (af2, joined AFL '10)

2011 Signed by **PHILADELPHIA SOUL**

2012 Resigned by **PHILADELPHIA SOUL**

DEFENSIVE STATS

YEAR	TEAM	GP	TACK	AST	SACK	PB	FF	FR	INT	YDS	TD
2010	IOWA	16	105	33	0	17	1	0	8	96	2
2011	PHI	7	45	10	0	4	0	1	5	74	2
TOTALS		23	150	43	0	21	1	1	13	170	4

BUILDING THE SOUL

DATE	PLAYER	POS	ACQUIRED	'11 AFL ORG	EXP	GP
9/13/2011	Chris Frank	FB/LB	FA Signing	PHILADELPHIA	0	2
9/16/2011	NyereAumaitre	OL	FA Signing	PHILADELPHIA	1	14
9/16/2011	Drew Gardner	DB	FA Signing	PHILADELPHIA	0	1
9/16/2011	Kent Richardson	WR/DB	FA Signing	PHILADELPHIA	1	16
9/25/2011	Donovan Morgan	WR	FA Signing	PHILADELPHIA	3	47
9/26/2011	Melik Brown	DL	FA Signing	PHILADELPHIA	0	2
9/27/2011	Dan Raudabaugh	QB	FA Signing	Dallas	2	20
9/28/2011	Joe Goosby	WR/LB	FA Signing	Dallas	1	9
9/29/2011	Larry Brackins	WR	FA Signing	PHILADELPHIA	4	53
9/29/2011	Adam DiMichele	QB	FA Signing	-	R	-
9/30/2011	Koreen Burch	DB	FA Signing	-	R	-
9/30/2011	Jeff Hughley	WR	FA Signing	Jacksonville	2	32
9/30/2011	EJ Nemeth	QB	FA Signing	-	R	-
10/03/2011	Tiger Jones	WR	FA Signing	Dallas	3	46
10/03/2011	Derrick Ross	FB/LB	FA Signing	Dallas	1	18
10/04/2011	Tanner Vanner	WR/DB	FA Signing	PHILADELPHIA	2	23
10/10/2011	Dustin Barno	DL	FA Signing	PHILADELPHIA	8	81
10/14/2011	Jeffrey Fitzgerald	OL/DL	FA Signing	PHILADELPHIA	1	15
10/14/2011	Bryan Robinson	OL/DL	FA Signing	Kansas City	3	23
10/20/2011	Brandon Perkins	FB/LB	FA Signing	PHILADELPHIA	4	53
10/24/2011	Zipp Duncan	OL/DL	FA Signing	Dallas	0	1
10/24/2011	Christian Johnson	OL/DL	FA Signing	Dallas	0	3
10/25/2011	Jesse Cooper	DB	Open Tryout	-	R	-
10/25/2011	Alfonso Hoggard	WR	Open Tryout	-	R	-
10/28/2011	Jerome Hayes	LB	FA Signing	PHILADELPHIA	1	15
10/28/2011	Reggie Paramoure	DL	FA Signing	Tulsa	1	9
11/22/2011	RayshaunKizer	DB	FA Signing	Orlando	2	32
11/28/2011	Michaeux Robinson	DB	FA Signing	Jacksonville	3	42
12/19/2011	Darrell Campbell	DL	FA Signing	PHILADELPHIA	2	26
12/19/2011	Anthony Amoo	OL	FA Signing	-	R	-
12/29/2011	Clifton Smith	FB/LB	FA Signing	-	2	23
1/11/2012	Emery Sammons	WR	FA Signing	Spokane	2	19
1/28/2012	Phil Marfuggi	K	Open Tryout	Iowa	0	3
2/8/2012	Jeremy Schonbrunner	C	FA Signing	-	R	-
2/16/2012	Dusty Bear	LB	FA Signing	-	R	-
2/16/2012	BrennenCarvalho	C	FA Signing	Arizona	2	25
2/17/2012	Kiano Prater	OL	FA Singing	-	R	-
2/20/2012	Devin Clark	G	FA Signing	Arizona	2	26
2/24/2012	Matt Hoffman	DL	FA Signing	-	R	-

HISTORY OF THE SOUL



SoulMan

**WE
GOT
THIS.**

HISTORY OF THE SOUL

On July 10, 2003, the Arena Football League's Board of Directors approved Jon Bon Jovi and Craig A. Spencer's application to place a team in Philadelphia. Just over two months later the Soul roster began to take shape with the acquisition of the team's first player – OL/DL Dwayne Missouri. A week later the tandem of Bon Jovi and Spencer – along with minority owner, Richie Sambora, and Team President, Ron Jaworski – stood under the shadow of the Rocky statue at the Wachovia Spectrum and officially introduced the Soul to the city.

It didn't take long for Philadelphia to take notice. While the front office made key free agent acquisitions to further build the team, Philadelphia football fanatics feverishly jumped on board, leading to AFL-leading attendance, merchandise sales, and sponsorship numbers.

On February 8th, 2004, the Soul took the field as they hosted the New Orleans VooDoo in their first professional AFL matchup. Although the Soul lost 42-34, the close contest proved the fledgling Philadelphia team would be competitive in their first year. The Soul were able to draw a league-high 16,851 people per game (including six sellouts) throughout the season, an accomplishment boding incredibly well for their future.

As the off-season approached, the team set its sights on the most valuable free agent: quarterback Tony Graziani. By signing the All-Arena veteran to the largest contract in League history, the Soul once again proved to their fans a commitment to bringing a championship to Broad and Pattison streets. The Soul's explosive offense could only do so much though. As the season continued on, it became evident that a softer defense was the Achilles Heel for Philadelphia. The Soul, who went 6-10 overall, finished third in the National Eastern Division in 2005.

During the second consecutive off-season, the Soul organization aggressively worked toward the all-around improvement of the team. Their first step was signing on defensive specialist, Bret Munsey, as Head Coach. Under Munsey's calculated direction, the Soul finished the 2006 regular season with a 9-7 record and made their first postseason appearance in franchise history. The team defeated the Austin Wranglers in the first round of play, yet lost in the following Divisional Round to the Orlando Predators.

HISTORY OF THE SOUL

The 2007 season started off tremendously, with four consecutive wins following a week one bye. With a number of injuries to players, the Soul's season looked dismal as they followed the wins with six consecutive losses. The Soul rallied and were able to complete the season with an 8-8 record which gave them a playoff berth and the team's first home playoff game. The Soul hosted and defeated the Orlando Predators, but unfortunately, the Soul fell short in the next round of playoffs as they traveled to Georgia and lost. The front office's remarkable efforts were recognized with the 2007 Commissioner's Award for most outstanding organization.

Unwavering in their belief that they were the best team in the league, the Soul were determined to make key moves during the 2008 off-season. They were able to acquire former Rookie of the Year (2003) and Offensive Player of the Year (2006), WR Chris Jackson, and also move into a new facility in Voorhees, NJ.

After beginning the 2008 season with two big wins, the combination of Tony Graziani at quarterback and newly acquired Chris Jackson at wide receiver gave the Philadelphia offense the look of an Arena Bowl caliber team. After a week three injury caused Graziani to leave the game, D'Orazio kept the Soul offense clicking to put them at a perfect 8-0.

Week 9 matched up two undefeated, arch-rivals in Philadelphia as the Soul took on the 7-0 Dallas Desperados. Eddie Moten and the Soul defense dominated the Desperados, keying a 57-28 victory for Philadelphia.

Injuries were beginning to take their toll on the Soul though, as they went into their bye week with a 10-3 record.

Head Coach Bret Munsey and his staff had found a way to refocus the team which responded by winning its final two games, versus Cleveland and at New York. The final win of the season clinched the Eastern Division title, gave the Soul home-field advantage throughout the National Conference playoffs and gave the club the best record in the league.

The Divisional Round game turned into a much closer affair than the Soul would've hoped, as the game was decided on the final play as Matt D'Orazio hit Larry Brackins on a 28-yard touchdown pass to win 49-48. The National Conference Championship Game went much smoother for Philadelphia as they crushed the Cleveland Gladiators 70-35.

HISTORY OF THE SOUL

Virgin Mobile ArenaBowl XXII marked the first-time in the franchise's five-year history that the Soul played in the ArenaBowl, and they didn't disappoint. The Soul held on to a 59-56 victory over the defending champion San Jose SaberCats to win the Foster Trophy. Matt D'Orazio was named the ArenaBowl MVP for the second time in his career after completing 26-of-43 passes for 302 yards with seven touchdowns and one rushing touchdown. Veteran wide receiver Chris Jackson was named the Offensive Player of the Game after recording 11 receptions, 146 yards and three touchdowns, winning his first ArenaBowl title in his nine-year career.

The team returned to the AFL in 2011 with Mike Hohensee taking over the head coaching reigns. The 2011 season brought many challenges and while the goal of reclaiming the ArenaBowl Championship was not fulfilled, the team reestablished itself in the city and left the team extremely motivated for the upcoming season. A few bright spots from the 2011 season included holding a team practice on Market Street, the first sport franchise to ever do so in Philadelphia. The team also took Top 3 honors in 11 of 13 categories in yearly League awards. The Soul garnered first place recognition for: Best Radio Commercial, Best TV Commercial, Best Mascot (SoulMan), Best Merchandise Item and Best Photo.

The team decided to go in a different direction for the upcoming 2012 season. The first step in the process was hiring two-time Arena Football League Coach of the Year and former NFL veteran, Doug Plank, to take over as the new head coach. The Soul additionally revamped their roster, adding All-Ironman wide receiver/kick returner Jeff Hughley, and six recipients of All-Arena recognition: Cutters Wide Receiver of the Year Anthony 'Tiger' Jones, defensive back Rayshaun Kizer, wide receiver Donovan Morgan, defensive lineman Bryan Robinson, defensive back Micheaux Robinson, and fullback Derrick Ross.

YEARLY BREAKDOWN - 2004

TEAM STATS	PHI	OPP
SCORING	737	796
Points Per Game	46.1	49.8
FIRST DOWNS	284	304
Rushing	44	42
Passing	186	209
Penalty	54	53
RUSHING YARDAGE	313	293
Yards gained rushing	338	328
Yards lost rushing	25	35
Rushing Attempts	124	131
Average Per Rush	2.5	2.2
Average Per Game	19.6	18.3
TDs Rushing	29	32
PASSING YARDAGE	3649	4107
Att-Comp-Int	524-301-21	533-316-6
Average Per Pass	7.0	7.7
Average Per Catch	12.1	13.0
Average Per Game	228.1	256.7
TDs Passing	68	70
TOTAL OFFENSE.....	3962	4400
Total Plays...	660	676
Average Per Play..	6.0	6.5
Average Per Game	247.6	275.0
KICK RETURNS: #-YARDS	94-1707	85-1353
FG RETURNS: #-YARDS	12-262	11-263
INT RETURNS: #-YARDS	6-37	21-297
KICK RETURN AVERAGE	18.2	15.9
FG RETURN AVERAGE	21.8	23.9
INT RETURN AVERAGE	6.2	14.1
FUMBLES-LOST	23-14	17-11
PENALTIES-YARDS	114-691	155-990
Average Per Game	43.2	61.9
TIME OF POSSESSION/GAME	29:15	30:43
3RD-DOWN CONVERSIONS	46/99	51/110
3rd-Down Pct	46%	46%
4TH-DOWN CONVERSIONS	8/18	10/19
4th-Down Pct	44%	53%
SACKS BY-YARDS	12-65	12-58
MISC YARDS	19	26
TOUCHDOWNS SCORED	103	111
FIELD GOALS-ATTEMPTS	13-31	9-33
4-point drop-kick FGs	0-0	0-0
PAT-ATTEMPTS	66-89	87-106
2-point drop-kick PATs	0-0	0-0
ATTENDANCE.	134815	101270
Games/Avg Per Game	8/16852	8/12659

YEARLY BREAKDOWN - 2004

SCORE BY QUARTER	1st	2nd	3rd	4th	TOTAL
PHILADELPHIA	138	228	122	249	737
Opponents	153	266	154	223	796

RUSHING	GP	Att	Gain	Loss	Net	Avg	TD	Long	Avg/G
Chris Ryan	16	53	139	5	134	2.5	16	12	8.4
Travis McDonald	12	23	59	3	56	2.4	3	12	4.7
Marlion Jackson	4	14	48	5	43	3.1	2	20	10.8
Ricky Ross	12	8	30	6	24	3.0	3	19	2.0
Tyronne Jones	15	7	26	3	23	3.3	1	5	1.5
Derin Graham	13	5	15	0	15	3.0	2	8	1.2
Nick Browder	10	10	9	3	6	0.6	2	2	0.6
Tim Levcik	2	1	6	0	6	6.0	0	6	3.0
Todd Hammel	15	3	4	0	4	1.3	0	2	0.3
Joe Jackson	11	0	2	0	2	0.0	0	0	0.2
Total	16	124	338	25	313	2.5	29	20	19.6
Opponents	16	131	328	35	293	2.2	32	28	18.3

PASSING	GP	Rating	Att-Cmp-Int	Pct	Yds	TD	Long	Avg/G
Nick Browder	10	100.59	243-145-7		1685	31	41	168.5
Todd Hammel	15	98.15	247-143-12		1875	36	45	125.0
Tim Levcik	2	41.11	30-13-2		161	1	48	80.5
Tyronne Jones	15	39.58	1-0-0	0.0	0	0	0	0.0
Ken Hinsley	16	39.58	2-0-0	0.0	0	0	0	0.0
Total	16	95.46	523-301-21		3721	68	48	232.6
Opponents	16	112.25	533-316-6		4172	70	48	260.8

RECEIVING	GP	Rec	Yds	Avg	TD	Long	Avg/G
Tyronne Jones	15	76	1000	13.2	18	48	66.7
Ricky Ross	12	57	756	13.3	16	41	63.0
Sean Scott	12	56	720	12.9	16	41	60.0
Derin Graham	13	37	390	10.5	3	40	30.0
Chris Ryan	16	14	179	12.8	5	25	11.2
Keita Crespina	12	8	166	20.8	1	42	13.8
Gary Compton	4	13	139	10.7	1	22	34.8
Kenneth Solomon	2	11	111	10.1	3	20	55.5
Marlion Jackson	4	7	80	11.4	4	27	20.0
Terrell Adams	4	6	70	11.7	0	25	17.5
Terrill Shaw	2	8	48	6.0	1	12	24.0
Dwayne Missouri	15	2	32	16.0	0	19	2.1
Travis McDonald	12	2	13	6.5	0	11	1.1
Dashane Dennis	3	1	9	9.0	0	9	3.0
J'sharon Jones	6	1	6	6.0	0	6	1.0
Travis Seaton	14	1	5	5.0	0	5	0.4
Totals	16	301	3721	12.4	68	48	232.6
Opponents	16	316	4172	13.2	70	48	260.8

YEARLY BREAKDOWN - 2004

FG RETURNS	Ret	Yds	Avg	TD	Long
Tyronne Jones	8	203	25.4	2	54
Ricky Ross	2	36	18.0	0	30
Keita Crespina	1	10	10.0	0	10
Deauntae Brown	1	17	17.0	0	17
Totals	12	262	21.8	2	54
Opponents	11	263	23.9	0	50

TOTAL OFFENSE	GP	Plays	Rush	Pass	Total	Avg/G
Todd Hammel	15	250	4	1875	1879	125.3
Nick Browder	10	253	6	1685	1691	169.1
Tim Levcik	2	31	6	161	167	83.5
Chris Ryan	16	53	134	0	134	8.4
Travis McDonald	12	23	56	0	56	4.7
Marlion Jackson	4	14	43	0	43	10.8
Ricky Ross	12	8	24	0	24	2.0
Tyronne Jones	15	8	23	0	23	1.5
Derin Graham	13	5	15	0	15	1.2
Joe Jackson	11	0	2	0	2	0.2
Ken Hinsley	16	2	0	0	0	0.0
Totals	305	647	313	3721	4034	252.1
Opponents	318	664	293	4172	4465	279.1

FIELD GOALS	FGM-FGA	Pct	01-19	20-29	30-39	40-49	50-99	Long	Blk
Ken Hinsley	13-31	41.9	0-0	5-8	2-4	4-8	2-11	52	4

YEARLY BREAKDOWN - 2004

ALL PURPOSE	GP	Rush	Rec	FG	KOR	IR	Total	Avg/G
Tyronne Jones	15	23	1000	203	829	0	2055	137.0
Ricky Ross	12	24	756	36	587	0	1403	116.9
Sean Scott	12	0	720	0	8	0	728	60.7
Derin Graham	13	15	390	-4	219	0	620	47.7
Chris Ryan	16	134	179	0	0	0	313	19.6
Keita Crespina	12	0	166	10	23	0	199	16.6
Gary Compton	4	0	139	0	0	17	156	39.0
Marlion Jackson	4	43	80	0	0	0	123	30.8
Kenneth Solomon	2	0	111	0	0	0	111	55.5
Terrell Adams	4	0	70	0	8	0	78	19.5
Travis McDonald	12	56	13	0	0	0	69	5.8
Terrill Shaw	2	0	48	0	-1	0	47	23.5
Deauntae Brown	14	0	0	17	0	20	37	2.6
Dwayne Missouri	15	0	32	0	2	0	34	2.3
Travis Seaton	14	0	5	0	14	0	19	1.4
Joseph Todd	14	0	0	0	10	0	10	0.7
Dashane Dennis	3	0	9	0	0	0	9	3.0
Nick Browder	10	6	0	0	0	0	6	0.6
J'sharon Jones	6	0	6	0	0	0	6	1.0
Tim Levcik	2	6	0	0	0	0	6	3.0
Cyron Brown	10	0	-3	0	8	0	5	0.5
Todd Hammel	15	4	0	0	0	0	4	0.3
Joe Jackson	11	2	0	0	0	0	2	0.2
Totals	16	313	3721	262	1707	37	6040	377.5
Opponents	16	293	4172	263	1353	297	6378	398.6

YEARLY BREAKDOWN - 2004

DEFENSIVE LEADERS	Tackles			Sacks			Pass Def			Fumbles			
	Solo	Total	Tfl/Yds	No-Yds	Int-Yds	BrUp				Rcv-Yds			
Deauntae Brown	14	64	25	76.5	0.5/1	0.0-0	3-20	11	0	1-33	0	0	0
Joseph Todd	14	65	21	75.5	1.0/3	0.0-0	2-0	21	0	0-0	0	0	0
Travis Seaton	14	36	11	41.5	1.0/22	0.0-0	0-0	5	0	0-0	0	0	0
Keita Crespina	12	22	8	26.0	0.0/0	0.0-0	0-0	7	0	1-0	0	0	0
Chris Ryan	16	17	10	22.0	3.5/13	2.0-7	0-0	6	3	4-0	1	4	0
J'Sharon Jones	6	21	1	21.5	0.5/1	0.0-0	0-0	6	0	0-0	0	0	0
Sean Scott	12	15	12	21.0	0.5/2	0.0-0	0-0	0	0	1-13	3	0	0
Dwayne Missouri	15	13	7	16.5	3.0/16	2.5-16	0-0	1	1	0-0	2	0	0
Eric Gohlstin	16	14	4	16.0	1.5/8	1.5-8	0-0	2	1	2-0	0	0	0
Ricky Ross	12	12	8	16.0	2.0/5	0.0-0	0-0	0	0	0-0	0	0	0
Travis McDonald	12	9	9	13.5	4.5/22	2.0-14	0-0	1	1	0-0	0	1	0
Winfield Garnett	10	9	7	12.5	3.0/6	2.0-4	0-0	0	1	0-0	1	0	0
Cyron Brown	10	9	2	10.0	0.0/0	0.0-0	0-0	0	3	0-0	0	0	0
Dashane Dennis	3	7	0	7.0	0.0/0	0.0-0	0-0	1	0	0-0	0	0	0
Joe Jackson	11	5	2	6.0	0.0/0	0.0-0	0-0	0	0	0-0	0	0	0
Marlion Jackson	4	5	2	6.0	1.0/1	0.0-0	0-0	0	0	0-0	1	0	0
Ken Hinsley	16	4	3	5.5	0.0/0	0.0-0	0-0	0	0	0-0	0	0	0
Gary Compton	4	4	1	4.5	0.0/0	0.0-0	1-17	2	0	0-0	1	0	0
Dwayne Sabb	9	3	3	4.5	0.0/0	0.0-0	0-0	0	0	0-0	0	0	0
Terrell Adams	4	4	1	4.5	0.0/0	0.0-0	0-0	1	0	0-0	0	0	0
Derin Graham	13	2	4	4.0	0.0/0	0.0-0	0-0	2	0	1-0	0	0	0
Tyronne Jones	15	3	1	3.5	0.0/0	0.0-0	0-0	0	0	0-0	0	0	0
Corey Mayfield	5	3	1	3.5	1.5/10	1.0-9	0-0	2	0	0-0	0	0	0
Patrick Scott	7	2	3	3.5	0.5/0	0.0-0	0-0	1	0	0-0	0	1	0
Donovan Arp	5	2	3	3.5	0.0/0	0.0-0	0-0	1	1	0-0	0	2	1
Michael Harrison	2	2	1	2.5	0.0/0	0.0-0	0-0	0	0	0-0	0	0	0
C.J. McLain	4	1	3	2.5	0.0/0	0.0-0	0-0	0	0	0-0	0	1	0
Todd Hammel	15	2	0	2.0	0.0/0	0.0-0	0-0	0	0	0-0	0	0	0
Terrill Shaw	2	2	0	2.0	0.0/0	0.0-0	0-0	0	0	0-0	0	0	0
Lance Clelland	8	1	2	2.0	0.0/0	0.0-0	0-0	0	0	0-0	0	0	0
Kenneth Solomon	2	1	1	1.5	0.0/0	0.0-0	0-0	0	0	0-0	0	0	0
Nick Browder	10	1	0	1.0	0.0/0	0.0-0	0-0	0	0	0-0	0	0	0
Nate Bell	1	1	0	1.0	0.0/0	0.0-0	0-0	0	0	0-0	0	0	0
Totals	16	361				11.0-58	6-37	70	11	10-46	9	9	1
Opponents	16	332			25.0/77	12.0-58	21-297	58	20	13-26		7	0

INTERCEPTIONS	No.	Yds	Avg	TD	Long
Deauntae Brown	3	20	6.7	0	17
Joseph Todd	2	0	0.0	0	0
Gary Compton	1	17	17.0	1	17
Totals	6	37	6.2	1	17
Opponents	21	297	14.1	5	50

YEARLY BREAKDOWN - 2005

TEAM STATS	PHI	OPP
SCORING	852	905
Points Per Game	53.3	56.6
FIRST DOWNS	316	347
Rushing	34	61
Passing	223	230
Penalty	59	56
RUSHING YARDAGE	211	576
Yards gained rushing	236	599
Yards lost rushing	25	23
Rushing Attempts	113	147
Average Per Rush	1.9	3.9
Average Per Game	13.2	36.0
TDs Rushing	23	33
PASSING YARDAGE	4218	4202
Att-Comp-Int	563-329-17	586-368-14
Average Per Pass	7.5	7.2
Average Per Catch	12.8	11.4
Average Per Game	263.6	262.6
TDs Passing	90	88
TOTAL OFFENSE	4429	4778
Total Plays	686	749
Average Per Play	6.5	6.4
Average Per Game	276.8	298.6
KICK RETURNS: #-YARDS	81-1491	92-1613
FG RETURNS: #-YARDS	6-99	4-51
INT RETURNS: #-YARDS	14-215	17-188
KICK RETURN AVERAGE	18.4	17.5
FG RETURN AVERAGE	16.5	12.8
INT RETURN AVERAGE	15.4	11.1
FUMBLES-LOST	16-12	33-14
PENALTIES-YARDS	130-805	163-951
Average Per Game	50.3	59.4
TIME OF POSSESSION/GAME	28:29	31:31
3RD-DOWN CONVERSIONS	52/101	47/96
3rd-Down Pct	51%	49%
4TH-DOWN CONVERSIONS	9/25	15/24
4th-Down Pct	36%	63%
SACKS BY-YARDS	16-82	10-63
MISC YARDS	6	329
TOUCHDOWNS SCORED	120	127
FIELD GOALS-ATTEMPTS	8-23	9-19
4-point drop-kick FGs	0-0	0-0
PAT-ATTEMPTS	102-117	116-127
2-point drop-kick PATs	0-0	0-0
ATTENDANCE	128968	103399
Games/Avg Per Game.	8/16121	8/12925

YEARLY BREAKDOWN - 2005

RUSHING	GP	Att	Gain	Loss	Net	Avg	TD	Long	Avg/G
Chris Ryan	13	53	141	6	135	2.5	16	17	10.4
Michael Bishop	1	10	65	0	65	6.5	3	27	65.0
Marlion Jackson	6	22	54	4	50	2.3	0	9	8.3
Chris Avery	1	6	31	2	29	4.8	1	18	29.0
Travis Reece	1	2	10	0	10	5.0	0	6	10.0
Wes Ours	7	4	10	0	10	2.5	1	4	1.4
Tony Graziani	16	13	6	0	6	0.5	2	2	0.4
Marvin Brown	1	2	5	0	5	2.5	1	3	5.0
Tyronne Jones	12	2	3	0	3	1.5	1	3	0.3
Sean Scott	15	2	3	0	3	1.5	2	2	0.2
Donovan Arp	11	3	4	2	2	0.7	0	4	0.2
Marcus Knight	11	6	5	3	2	0.3	0	2	0.2
Steve Smith	16	6	5	10	-5	-0.8	0	4	-0.3
Total	16	132	342	28	314	2.4	27	27	19.6
Opponents	16	128	493	20	473	3.7	29	37	29.6

PASSING	GP	Rating	Att-Cmp-Int	Pct	Yds	TD	Long	Avg/G
Tony Graziani	16	111.65	555-328-15	59.1	4262	90	46	266.4
Michael Bishop	1	73.96	32-18-2	56.3	272	2	39	272.0
Tim Levckik	10	0	8-1-2	12.5	19	0	19	1.9
Total	16	107.92	595-347-19	58.3	4553	92	46	284.6
Opponents	16	114.69	554-350-12	63.2	4012	86	45	250.8

RECEIVING	GP	Rec	Yds	Avg	TD	Long	Avg/G
Steve Smith	16	107	1443	13.5	28	46	90.2
Marcus Knight	11	64	886	13.8	23	45	80.5
Sean Scott	15	71	798	11.2	22	45	53.2
Tyronne Jones	12	28	416	14.9	7	32	34.7
Rob Milanese	6	13	265	20.4	5	29	44.2
Chris Brown	6	13	147	11.3	2	31	24.5
Keita Crespina	12	11	141	12.8	2	32	11.8
Chris Jackson	1	7	117	16.7	1	37	117.0
Terrill Shaw	3	10	94	9.4	0	19	31.3
Dennison Robinson	1	5	51	10.2	0	18	51.0
Anthony Hines	1	3	48	16.0	1	34	48.0
Marlion Jackson	6	5	40	8.0	1	16	6.7
Timon Marshall	1	1	39	39.0	0	39	39.0
Chris Ryan	13	2	21	10.5	0	11	1.6
Chris Avery	1	2	17	8.5	0	10	17.0
Konrad Dean	14	1	13	13.0	0	13	0.9
Cyron Brown	16	3	9	3.0	0	11	0.6
Joseph Todd	16	1	8	8.0	0	8	0.5
Totals	16	347	4553	13.1	92	46	284.6
Opponents	16	350	4012	11.5	86	45	250.8

YEARLY BREAKDOWN - 2005

FG RETURNS	Ret	Yds	Avg	TD	Long
Steve Smith	5	98	19.6	0	23
Calvin Coleman	1	1	1.0	0	1
Chris Jackson	1	8	8.0	0	8
Totals	7	107	15.3	0	23
Opponents	3	43	14.3	0	30

TOTAL OFFENSE	GP	Plays	Rush	Pass	Total	Avg/G
Tony Graziani	16	568	6	4262	4268	266.8
Michael Bishop	1	42	65	272	337	337.0
Chris Ryan	13	53	135	0	135	10.4
Marlion Jackson	6	22	50	0	50	8.3
Chris Avery	1	6	29	0	29	29.0
Tim Levcik	10	8	0	19	19	1.9
Travis Reece	1	2	10	0	10	10.0
Wes Ours	7	4	10	0	10	1.4
Marvin Brown	1	2	5	0	5	5.0
Tyronne Jones	12	2	3	0	3	0.3
Sean Scott	15	2	3	0	3	0.2
Donovan Arp	11	3	2	0	2	0.2
Marcus Knight	11	6	2	0	2	0.2
Totals	329	727	314	4553	4867	304.2
Opponents	296	682	473	4012	4485	280.3

FIELD GOALS	FGM-FGA	Pct	01-19	20-29	30-39	40-49	50-99	Long	Bk
Tim Seder	6-16	37.5	2-3	4-4	0-3	0-2	0-4	25	2
Derek Schorejs	2-7	28.6	0-0	1-2	0-2	1-2	0-1	46	0

YEARLY BREAKDOWN - 2005

ALL PURPOSE	GP	Rush	Rec	FG	KOR	IR	Total	Avg/G
Steve Smith	16	-5	1443	98	1425	0	2961	185.1
Marcus Knight	11	2	886	0	0	0	888	80.7
Sean Scott	15	3	798	0	2	5	808	53.9
Tyronne Jones	12	3	416	0	7	0	426	35.5
Rob Milanese	6	0	265	0	0	0	265	44.2
Chris Jackson	1	0	117	8	75	0	200	200.0
Keita Crespina	12	0	141	0	11	26	178	14.8
Chris Ryan	13	135	21	0	0	13	169	13.0
Chris Brown	6	0	147	0	0	0	147	24.5
Terrill Shaw	3	0	94	0	0	0	94	31.3
Marlion Jackson	6	50	40	0	0	0	90	15.0
Eddie Moten	13	0	0	0	26	58	84	6.5
Michael Bisho	1	65	0	0	0	0	65	65.0
Anthony Hines	1	0	48	0	9	0	57	57.0
Dennison Robinson	1	0	51	0	0	0	51	51.0
Joseph Todd	16	0	8	0	20	19	47	2.9
Arkee Thompson	6	0	0	0	0	47	47	7.8
Chris Avery	1	29	17	0	0	0	46	46.0
Calvin Coleman	10	0	0	1	0	43	44	4.4
Timon Marshall	1	0	39	0	0	0	39	39.0
Konrad Dean	14	0	13	0	0	0	13	0.9
Travis Reece	1	10	0	0	0	0	10	10.0
Wes Ours	7	10	0	0	0	0	10	1.4
Cyron Brown	16	0	9	0	0	0	9	0.6
Tony Graziani	16	6	0	0	0	0	6	0.4
Donovan Arp	11	2	0	0	0	4	6	0.5
Marvin Brown	1	5	0	0	0	0	5	5.0
Totals	16	314	4553	107	1575	215	6764	422.8
Opponents	16	473	4012	43	1529	188	6245	390.3

YEARLY BREAKDOWN - 2005

DEFENSIVE	Tackles					Sacks		Pass Def		Fumbles		Blkd	
LEADERS	GP	Solo	Ast	Total	Tfl/Yds	No-Yds	Int-Yds	BrUp	QBH	Rcv-Yds	FF	Kick	Saf
Eddie Moten	13	64	15	71.5	1.0/3	0.0-0	4-58	18	0	0-0	0	0	0
Joseph Todd	16	54	12	60.0	0.0/0	0.0-0	1-19	6	0	0-0	0	0	0
Calvin Coleman	10	47	9	51.5	0.0/0	0.0-0	3-43	7	0	2-0	2	0	0
Sean Scott	15	32	21	42.5	2.0/11	0.0-0	1-5	4	0	1-0	2	0	0
Arkee Thompson	6	31	9	35.5	0.0/0	0.0-0	2-47	2	0	0-0	1	0	0
Keita Crespina	12	20	11	25.5	0.0/0	0.0-0	1-26	2	0	0-0	0	0	0
Cyron Brown	16	18	11	23.5	2.0/8	0.5-4	0-0	5	1	0-0	0	0	0
Marcus Knight	11	18	9	22.5	0.0/0	0.0-0	0-0	2	0	5-0	2	0	0
Dwayne Missouri	15	13	5	15.5	3.0/14	5.0-33	0-0	5	2	0-0	5	1	0
Winfield Garnett	16	9	7	12.5	3.5/11	2.5-10	0-0	0	2	0-0	2	0	0
Chris Ryan	13	11	2	12.0	2.0/10	0.0-0	1-13	6	1	0-0	2	2	0
Chris Brown	6	10	4	12.0	0.5/2	0.0-0	0-0	2	0	0-0	1	0	0
Marlion Jackson	6	8	7	11.5	1.0/1	0.0-0	0-0	1	2	2-13	0	0	0
Eric Gohlstin	16	7	8	11.0	1.0/1	0.0-0	0-0	0	1	0-0	1	0	0
Konrad Dean	14	10	1	10.5	2.0/5	1.0-4	0-0	0	0	1-0	2	0	0
Donovan Arp	11	7	2	8.0	4.0/22	4.0-22	1-4	0	1	1-0	1	1	0
Tyronne Jones	12	6	2	7.0	0.0/0	0.0-0	0-0	0	0	0-0	0	0	0
Rob Milanese	6	4	5	6.5	0.0/0	0.0-0	0-0	0	0	0-0	0	0	0
Wes Ours	7	4	2	5.0	1.0/3	1.0-3	0-0	1	0	0-0	1	0	0
Damon Mason	1	3	3	4.5	0.0/0	0.0-0	0-0	0	0	0-0	0	0	0
Tim Seder	9	3	3	4.5	0.0/0	0.0-0	0-0	0	0	0-0	1	0	0
Steve Smith	16	4	0	4.0	0.0/0	0.0-0	0-0	0	0	0-0	0	0	0
Arnold Miller	7	4	0	4.0	0.0/0	0.0-0	0-0	0	0	1-0	0	1	0
Dennison Robinson	1	3	1	3.5	0.0/0	0.0-0	0-0	0	0	0-0	0	0	0
Terrill Shaw	3	3	0	3.0	0.0/0	0.0-0	0-0	0	0	0-0	0	0	0
Derek Schorejs	7	2	0	2.0	0.0/0	0.0-0	0-0	0	0	0-0	0	0	0
Clarence Coleman	1	2	0	2.0	0.0/0	0.0-0	0-0	0	0	0-0	0	0	0
Jamal Wallace	2	2	0	2.0	0.0/0	0.0-0	0-0	0	0	0-0	0	0	0
Chris Avery	1	1	1	1.5	0.0/0	0.0-0	0-0	0	0	0-0	0	0	0
Tony Graziani	16	1	1	1.5	0.0/0	0.0-0	0-0	0	0	0-0	0	0	0
Marvin Brown	1	1	1	1.5	0.0/0	0.0-0	0-0	0	0	0-0	0	0	0
Cecil Doggette	1	0	2	1.0	0.0/0	0.0-0	0-0	0	0	0-0	0	0	0
Otis Moore	1	1	0	1.0	0.0/0	0.0-0	0-0	0	0	0-0	0	0	0
Joseph Polk	1	1	0	1.0	0.0/0	0.0-0	0-0	0	0	0-0	0	0	0
Sean Powell	1	1	0	1.0	0.0/0	0.0-0	0-0	0	0	0-0	0	0	0
Mario Branch	2	1	0	1.0	1.0/3	1.0-3	0-0	0	0	0-0	1	0	0
Travis Reece	1	0	1	0.5	0.0/0	0.0-0	0-0	0	0	0-0	0	0	0
Jason Gamble	1	0	1	0.5	0.0/0	0.0-0	0-0	0	0	0-0	0	1	0
Chris Jackson	1	0	1	0.5	0.0/0	0.0-0	0-0	0	0	0-0	0	0	0
Dan Koons	15	0	1	0.5	0.0/0	0.0-0	0-0	0	0	1-5	0	0	0
Totals	16	406	158	485.0	24.0/94	15.0-79	14-215	61	10	14-18	24	6	0
Opponents	16	306	168	390.0	24.0/93	10.0-63	17-188	57	21	12-3	7	4	0

YEARLY BREAKDOWN - 2005

INTERCEPTIONS	No.	Yds	Avg	TD	Long
Eddie Moten	4	58	14.5	0	44
Calvin Coleman	3	43	14.3	0	33
Arkee Thompson	2	47	23.5	1	30
Keita Crespina	1	26	26.0	0	26
Chris Ryan	1	13	13.0	0	13
Joseph Todd	1	19	19.0	0	19
Donovan Arp	1	4	4.0	0	4
Sean Scott	1	5	5.0	1	5
Totals	14	215	15.4	2	44
Opponents	17	188	11.1	2	45

KICK RETURNS	No.	Yds	Avg	TD	Long
Steve Smith	69	1425	20.7	3	57
Chris Jackson	6	75	12.5	0	20
Eddie Moten	5	26	5.2	0	10
Keita Crespina	2	11	5.5	0	10
Tyronne Jones	1	7	7.0	0	7
Joseph Todd	1	20	20.0	0	20
Anthony Hines	1	9	9.0	0	9
Sean Scott	1	2	2.0	0	2
Konrad Dean	1	0	0.0	0	0
Rob Milanese	1	0	0.0	0	0
Totals	88	1575	17.9	3	57
Opponents	85	1529	18.0	4	58

FUMBLE RETURNS	No.	Yds	Avg	TD	Long
Calvin Coleman	1	0	0.0	1	0
Marlion Jackson	1	13	13.0	0	13
Dan Koons	1	5	5.0	0	5
Sean Scott	0	0	0.0	1	0
Totals	3	18	6.0	2	13
Opponents	1	3	3.0	0	3

YEARLY BREAKDOWN - 2005

SCORING	PATs								
	TD	FGs	Kick	Rush	Rcv	Pass	2PT	Saf	Points
Steve Smith	31	0-0	0-0	0-0	0	0-0	0	0	186
Sean Scott	26	0-0	0-0	0-0	1	0-0	0	0	158
Marcus Knight	23	0-0	0-0	0-0	0	0-0	0	0	138
Chris Ryan	16	0-0	0-0	1-1	0	0-0	0	0	98
Tim Seder	0	6-16	64-71	0-0	0	0-0	0	0	82
Tyrone Jones	8	0-0	0-0	0-0	0	0-0	0	0	48
Derek Schoreis	0	2-7	38-46	0-0	0	0-0	0	0	44
Rob Milanese	5	0-0	0-0	0-0	0	0-0	0	0	30
Michael Bishop	3	0-0	0-0	0-0	0	0-0	0	0	18
Keita Crespina	2	0-0	0-0	0-0	0	0-0	0	0	12
Tony Graziani	2	0-0	0-0	0-0	0	1-2	0	0	12
Chris Brown	2	0-0	0-0	0-0	0	0-0	0	0	12
Chris Avery	1	0-0	0-0	0-0	0	0-0	0	0	6
Calvin Coleman	1	0-0	0-0	0-0	0	0-0	0	0	6
Anthony Hines	1	0-0	0-0	0-0	0	0-0	0	0	6
Marlion Jackson	1	0-0	0-0	0-0	0	0-0	0	0	6
Arkee Thompson	1	0-0	0-0	0-0	0	0-0	0	0	6
Chris Jackson	1	0-0	0-0	0-0	0	0-0	0	0	6
Wes Ours	1	0-0	0-0	0-0	0	0-0	0	0	6
Marvin Brown	1	0-0	0-0	0-0	0	0-0	0	0	6
Totals	126	8-23	102-117	1-1	1	1-2	0	0	886
Opponents	121	9-19	116-127	0-0	0	0-0	0	0	869

YEARLY BREAKDOWN - 2006

TEAM STATS	PHI	OPP
SCORING	777	747
Points Per Game	48.6	46.7
FIRST DOWNS	321	287
Rushing	60	32
Passing	213	217
Penalty	48	38
RUSHING YARDAGE	491	340
Yards gained rushing	513	356
Yards lost rushing	22	16
Rushing Attempts	194	118
Average Per Rush	2.5	2.9
Average Per Game	30.7	21.3
TDs Rushing	31	14
PASSING YARDAGE	4135	4196
Att-Comp-Int	576-354-14	577-357-28
Average Per Pass	7.2	7.3
Average Per Catch	11.7	11.8
Average Per Game	258.4	262.3
TDs Passing	65	81
TOTAL OFFENSE	4626	4536
Total Plays	775	716
Average Per Play	6.0	6.3
Average Per Game	289.1	283.5
KICK RETURNS: #-YARDS	78-1344	93-1724
FG RETURNS: #-YARDS	14-244	14-273
INT RETURNS: #-YARDS	28-278	14-181
KICK RETURN AVERAGE	17.2	18.5
FG RETURN AVERAGE	17.4	19.5
INT RETURN AVERAGE	9.9	12.9
FUMBLES-LOST	30-20	23-10
PENALTIES-YARDS	117-726	126-713
Average Per Game	45.4	44.6
TIME OF POSSESSION/GAME	31:06	29:22
3RD-DOWN CONVERSIONS	54/122	46/114
3rd-Down Pct	44%	40%
4TH-DOWN CONVERSIONS	16/30	18/36
4th-Down Pct	53%	50%
SACKS BY-YARDS	21-109	5-18
MISC YARDS	0	-16
TOUCHDOWNS SCORED	106	103
FIELD GOALS-ATTEMPTS	14-33	11-31
4-point drop-kick FGs	0-0	0-0
PAT-ATTEMPTS	95-103	72-84
2-point drop-kick PATs	0-0	0-0
ATTENDANCE	123708	102688
Games/Avg Per Game	8/15464	8/12836

YEARLY BREAKDOWN - 2006

RUSHING	GP	Att	Gain	Loss	Net	Avg	TD	Long	Avg/G
Wes Ours	14	50	132	2	130	2.6	11	12	9.3
Sean Scott	16	35	115	0	115	3.3	7	14	7.2
Chad Dukes	16	43	116	10	106	2.5	7	13	6.6
Mike Brown	15	35	105	4	101	2.9	4	13	6.7
Connell Maynor	4	5	29	0	29	5.8	0	13	7.3
Tony Graziani	12	6	12	0	12	2.0	2	8	1.0
Raheem Orr	16	5	3	0	3	0.6	0	2	0.2
Marcus Knight	6	1	1	0	1	1.0	0	1	0.2
Matt Sauk	14	13	0	4	-4	-0.3	0	0	-0.3
Total	16	194	513	22	491	2.5	31	14	30.7
Opponents	16	118	356	16	340	2.9	14	35	21.3

PASSING	GP	Rating	Att-Cmp-Int	Pct	Yds	TD	Long	Avg/G
Matt Sauk	14	105.65	166-109-3	65.7	1046	20	29	74.7
Connell Maynor	4	116.67	21-13-0	61.9	118	4	39	29.5
Tony Graziani	12	98.37	389-232-11	59.6	2989	41	46	249.1
Total	16	101.43	576-354-14	61.5	4153	65	46	259.6
Opponents	16	99.59	577-357-28	61.9	4303	81	49	268.9

RECEIVING	GP	Rec	Yds	Avg	TD	Long	Avg/G
Sean Scott	16	87	999	11.5	17	44	62.4
Mike Brown	15	79	939	11.9	12	46	62.6
J.J. McKelvey	11	36	589	16.4	12	45	53.5
Rob Milanese	14	38	498	13.1	10	45	35.6
Marcus Knight	6	44	476	10.8	4	31	79.3
Steve Smith	8	41	419	10.2	5	34	52.4
Cornelius White	4	7	60	8.6	0	13	15.0
E.J. Burt	16	4	57	14.3	1	29	3.6
Connell Maynor	4	3	39	13.0	0	17	9.8
Wes Ours	14	4	33	8.3	1	17	2.4
Reggie Doster	16	5	22	4.4	1	8	1.4
Cyron Brown	8	1	9	9.0	0	9	1.1
Chad Dukes	16	2	6	3.0	1	3	0.4
Anthony Bright	2	1	4	4.0	0	4	2.0
Dwayne Missouri	16	2	3	1.5	1	2	0.2
Totals	16	354	4153	11.7	65	46	259.6
Opponents	16	357	4303	12.1	81	49	268.9

FG RETURNS	Ret	Yds	Avg	TD	Long
Mike Brown	7	135	19.3	0	33
Eddie Moten	2	15	7.5	0	8
Marcus Knight	2	29	14.5	0	18
Steve Smith	1	7	7.0	0	7
Sean Scott	1	41	41.0	0	41
Rob Milanese	1	17	17.0	0	17
Totals	14	244	17.4	0	41
Opponents	14	273	19.5	1	55

YEARLY BREAKDOWN - 2006

TOTAL OFFENSE	GP	Plays	Rush	Pass	Total	Avg/G
Tony Graziani	12	395	12	2989	3001	250.1
Matt Sauk	14	179	-4	1046	1042	74.4
Connell Maynor	4	26	29	118	147	36.8
Wes Ours	14	50	130	0	130	9.3
Sean Scott	16	35	115	0	115	7.2
Chad Dukes	16	43	106	0	106	6.6
Mike Brown	15	35	101	0	101	6.7
Raheem Orr	16	5	3	0	3	0.2
Marcus Knight	6	1	1	0	1	0.2
Totals	316	770	491	4153	4644	290.3
Opponents	315	695	340	4303	4643	290.2

FIELD GOALS	FGM-FGA	Pct	01-19	20-29	30-39	40-49	50-99	Long	Blk
Todd France	14-33	42.4	4-4	4-7	3-5	2-7	1-10	51	1

ALL PURPOSE	GP	Rush	Rec	FG	KOR	IR	Total	Avg/G
Mike Brown	15	101	939	135	746	36	1957	130.5
Sean Scott	16	115	999	41	4	19	1178	73.6
Steve Smith	8	0	419	7	322	0	748	93.5
Marcus Knight	6	1	476	29	190	0	696	116.0
J.J. McKelvey	11	0	589	0	0	0	589	53.5
Rob Milanese	14	-2	498	17	56	0	569	40.6
Eddie Moten	16	0	0	15	0	168	183	11.4
Wes Ours	14	130	33	0	0	0	163	11.6
Chad Dukes	16	106	6	0	1	0	113	7.1
Connell Maynor	4	29	39	0	0	0	68	17.0
Cornelius White	4	0	60	0	0	0	60	15.0
E.J. Burt	16	0	57	0	0	0	57	3.6
Kevin Gaines	16	0	0	0	12	30	42	2.6
Reggie Doster	16	0	22	0	0	19	41	2.6
Anthony Bright	2	0	4	0	13	0	17	8.5
Tony Graziani	12	12	0	0	0	0	12	1.0
Cyron Brown	8	0	9	0	0	0	9	1.1
Raheem Orr	16	3	0	0	0	6	9	0.6
Dwayne Missouri	16	0	3	0	0	0	3	0.2
Totals	16	491	4153	244	1344	278	6510	406.9
Opponents	16	340	4303	273	1724	181	6821	426.3

YEARLY BREAKDOWN - 2006

DEFENSIVE	Tackles					Sacks			Pass Def		Fumbles		Blkd	
LEADERS	GP	Solo	Ast	Total	Tfl/Yds	No-Yds	Int-Yds	BrUp	QBH	Rcv-Yds	FF	Kick	Saf	
Eddie Moten	16	91	26	104.5	0.0/0	0.0-0	13-168	18	0	1-0	1	0	0	
Kevin Gaines	16	58	24	70.0	1.0/1	0.0-0	5-30	11	0	0-0	1	0	0	
Mike Brown	15	36	19	45.5	0.0/0	0.0-0	4-36	3	0	0-0	2	0	0	
Sean Scott	16	35	19	44.5	4.0/10	1.0-4	2-19	5	0	2-0	0	0	0	
Reggie Doster	16	31	13	37.5	0.5/1	0.0-0	3-19	6	0	1-2	2	0	0	
Raheem Orr	16	15	16	23.0	3.5/29	3.5-29	1-6	1	0	0-0	1	0	0	
Dwayne Missouri	16	14	15	21.5	4.5/19	4.5/19	0-0	5	1	0-0	2	0	0	
J.J. McKelvey	11	17	8	21.0	0.0/0	0.0-0	0-0	1	0	1-0	1	0	0	
Chad Dukes	16	15	10	20.0	2.5/7	1.5-6	0-0	4	1	2-0	0	1	0	
E.J. Burt	16	14	8	18.0	6.5/23	4.5-19	0-0	1	0	0-0	2	0	0	
Ernest Allen	16	12	10	17.0	3.5/15	2.5-13	0-0	2	3	0-0	1	1	0	
Wes Ours	14	12	6	15.0	0.0/0	0.0-0	0-0	0	0	2-0	0	0	0	
Rob Milanese	14	11	0	11.0	0.0/0	0.0-0	0-0	0	0	1-0	0	0	0	
Mike Mabry	15	6	4	8.0	4.0/13	2.0-11	0-0	0	1	0-0	0	0	0	
Cornelius White	4	5	4	7.0	0.0/0	0.0-0	0-0	0	0	0-0	0	0	0	
Cyron Brown	8	3	8	7.0	3.0/11	1.5-8	0-0	0	0	0-0	0	0	0	
Todd France	16	5	2	6.0	0.0/0	0.0-0	0-0	0	0	0-0	0	0	0	
Donny Klein	13	5	1	5.5	0.0/0	0.0-0	0-0	0	0	0-0	0	0	0	
Marcus Knight	6	5	1	5.5	0.0/0	0.0-0	0-0	0	0	0-0	0	0	0	
Aaron Boone	2	3	4	5.0	0.0/0	0.0-0	0-0	1	0	0-0	0	0	0	
Clarence Curry	1	2	0	2.0	0.0/0	0.0-0	0-0	0	0	0-0	0	0	0	
Steve Smith	8	1	1	1.5	0.0/0	0.0-0	0-0	0	0	0-0	0	0	0	
Matt Sauk	14	1	0	1.0	0.0/0	0.0-0	0-0	0	0	0-0	0	0	0	
Darnell Smith	2	1	0	1.0	0.0/0	0.0-0	0-0	0	0	0-0	0	0	0	
Cecil Caldwell	2	0	1	0.5	0.0/0	0.0-0	0-0	0	0	0-0	0	0	0	
Totals	16	398	200	498.0	33.0/129	21.0-109	28-278	58	6	10-2	13	2	0	
Opponents	16	389	276	527.0	13.0/37	5.0-18	14-181	51	8	20-27	10	3	2	

INTERCEPTIONS	No.	Yds	Avg	TD	Long
Eddie Moten	13	168	12.9	3	35
Kevin Gaines	5	30	6.0	0	30
Mike Brown	4	36	9.0	0	35
Reggie Doster	3	19	6.3	0	10
Sean Scott	2	19	9.5	0	12
Raheem Orr	1	6	6.0	1	6
Totals	28	278	9.9	4	35
Opponents	14	181	12.9	3	47

YEARLY BREAKDOWN - 2006

KICK RETURNS	No.	Yds	Avg	TD	Long
Mike Brown	36	746	20.7	2	57
Steve Smith	19	322	16.9	0	33
Marcus Knight	12	190	15.8	0	40
Rob Milanese	4	56	14.0	0	20
Anthony Bright	3	13	4.3	0	12
Kevin Gaines	2	12	6.0	0	10
Chad Dukes	1	1	1.0	0	1
Sean Scott	1	4	4.0	0	4
Totals	78	1344	17.2	2	57
Opponents	93	1724	18.5	2	58

FUMBLE RETURNS	No.	Yds	Avg	TD	Long
Chad Dukes	2	0	0.0	1	0
Sean Scott	2	0	0.0	0	0
Reggie Doster	1	2	2.0	1	0
Eddie Moten	1	0	0.0	0	0
Rob Milanese	1	0	0.0	0	0
Kevin Gaines	0	0	0.0	1	0
Wes Ours	0	0	0.0	1	0
Totals	7	2	0.3	4	0
Opponents	15	27	1.8	2	14

SCORING	TD	FGs	Kick	PATs				Saf	Points
				Rush	Rcv	Pass	2PT		
Sean Scott	24	0-0	0-0	0-0	0	0-0	0	0	144
Todd France	0	14-33	95-103	0-0	0	0-0	0	0	137
Mike Brown	18	0-0	0-0	0-0	0	0-0	0	0	108
Wes Ours	13	0-0	0-0	0-0	0	0-0	0	0	78
J.J. McKelvey	12	0-0	0-0	0-0	0	0-0	0	0	72
Rob Milanese	10	0-0	0-0	0-0	0	0-0	0	0	60
Chad Dukes	9	0-0	0-0	0-0	0	0-0	0	0	54
Steve Smith	5	0-0	0-0	0-0	0	0-0	0	0	30
Marcus Knight	4	0-0	0-0	0-0	2	0-0	0	0	28
Eddie Moten	3	0-0	0-0	0-0	0	0-0	0	0	18
Tony Graziani	2	0-0	0-0	0-0	0	0-0	0	0	12
Reggie Doster	2	0-0	0-0	0-0	0	0-0	0	0	12
Kevin Gaines	1	0-0	0-0	0-0	0	0-0	0	0	6
E.J. Burt	1	0-0	0-0	0-0	0	0-0	0	0	6
Dwayne Missouri	1	0-0	0-0	0-0	0	0-0	0	0	6
Raheem Orr	1	0-0	0-0	0-0	0	0-0	0	0	6
Connell Maynor	0	0-0	0-0	0-0	0	0-1	0	0	0
Matt Saulk	0	0-0	0-0	0-0	0	2-2	0	0	0
Totals	106	14-33	95-103	0-0	2	2-3	0	0	777
Opponents	103	11-31	72-84	1-4	5	5-16	0	2	739

Wild Card Round

#5 Philadelphia 52, #4 Austin 35
 May 21, 2006 – Erwin Center – Austin
 Attendance: 10,060

Offensive Player of the Game: None given
 Defensive Player of the Game: None given
 Ironman of the Game: None given

Score by Quarters	1	2	3	4	Final
Philadelphia Soul	14	7	21	10	52
Austin Wranglers	7	14	7	7	35

Scoring Summary					Score
Qtr	Time	Play			
1st	10:23	PHI - OURS 1 yd run (FRANCE kick)			PHI 07 - AUS 00
	04:53	PHI - MILANESE 19 yd pass from GRAZIANI (FRANCE kick)			PHI 14 - AUS 00
	00:30	AUS - CHIAVERINI 9 yd pass from FITZGERALD (SIEVERS kick)			PHI 14 - AUS 07
2nd	13:20	AUS - LEWIS 10 yd pass from FITZGERALD (SIEVERS kick)			PHI 14 - AUS 14
	09:04	PHI - BROWN 24 yd pass from GRAZIANI (FRANCE kick)			PHI 21 - AUS 14
	00:32	AUS - LEWIS 3 yd pass from FITZGERALD (SIEVERS kick)			PHI 21 - AUS 21
3rd	10:24	PHI - DUKES 1 yd run (FRANCE kick)			PHI 28 - AUS 21
	07:58	AUS - LEWIS 7 yd pass from FITZGERALD (SIEVERS kick)			PHI 28 - AUS 28
	04:27	PHI - MILANESE 14 yd pass from GRAZIANI (FRANCE kick)			PHI 35 - AUS 28
4th	01:08	PHI - SCOTT 7 yd interception return (FRANCE kick)			PHI 42 - AUS 28
	11:24	PHI - MCKELVERY 42 yd pass from GRAZIANI (FRANCE kick)			PHI 49 - AUS 28
	08:40	AUS - LEWIS 20 yd pass from FITZGERALD (SIEVERS kick)			PHI 49 - AUS 35
	02:38	PHI - FRANCE 26 yd field goal			PHI 52 - AUS 35

Final Individual Stats
PASSING:
Soul- Graziani 33/22-316-4-0
Wranglers- Fitzgerald 37/21-198-5-1
RECEIVING:
Soul- Brown 8-109-1; Milanese 8-107-2; McKelvey 4-78-1; Smith 2-22
Wranglers- Lewis 8-108-4; Chiaverini 7-58-1; Nickerson 4-22; Robinson 1-8; Franklin 1-2
RUSHING:
Soul- Dukes 9-29-1; Ours 4-16-1; Scott 2-5; Brown 1-3
Wranglers- Nickerson 2-8; Krager 2-2; Robinson 1-13; Bryant 1-2; Mock 1-0

Team Statistics	PHI	AUS
First Downs	27	12
Total Offense	361	214
Rushes/Yards	16/45	7/23
Net Yards Passing	316	191
Att/Comp/Int	33/22/0	37/27/1
Sacked/Yards Lost	0/0	1/7
Fumbles/Lost	2/2	2/1
Penalties/Yards	3/15	10/57
Time of Possession	33:11	26:46
3rd Down Efficiency	4/7	3/8

Divisional Round

#2 Philadelphia 31, #5 Philadelphia 27
 May 28, 2006 - TD Waterhouse - Orlando
 Attendance: 13,205

Offensive Player of the Game: Jimmy Fryzel (ORL)

Defensive Player of the Game: Greg White (ORL)

Ironman of the Game: Cory Fleming (ORL)

Score by Quarters	1	2	3	4	Final
Philadelphia Soul	10	14	0	3	27
Orlando Predators	10	7	7	7	31

Scoring Summary				Score
Qtr	Time	Play		
1st	12:30	PHI - FRANCE 54 yd field goal		PHI 03 - ORL 00
	07:02	ORL - TAYLOR 36 yd field goal		PHI 03 - ORL 03
	04:59	PHI - BROWN 23 pass from GRAZIANI (FRANCE kick)		PHI 10 - ORL 03
	03:12	ORL - FLEMING 10 yd pass from HAMILTON (TAYLOR kick)		PHI 10 - ORL 10
	12:42	PHI - SCOTT 17 yd pass from GRAZIANI (FRANCE kick)		PHI 17 - ORL 10
	03:14	ORL - DUDLEY 3 yd pass from HAMILTON (TAYLOR kick)		PHI 17 - ORL 17
	00:07	PHI - MILANESE 2 yd pass from GRAZIANI (FRANCE kick)		PHI 24 - ORL 17
3rd	05:50	ORL - FRYZEL 41 yd pass from HAMILTON (TAYLOR kick)		PHI 24 - ORL 24
4th	14:53	PHI - FRANCE 25 yd field goal		PHI 27 - ORL 24
	03:07	ORL - FRYZEL 30 yd pass from HAMILTON (TAYLOR kick)		PHI 27 - ORL 31

Final Individual Stats
PASSING:
Soul- Graziani 41/26-248-3-0
Predators- Hamilton 27/18-208-4-1
RECEIVING:
Soul- Milanese 8-66-1; Brown 6-72-1; Smith 4-45, Scott 4-30-1; Burt 1-16; Dukes 1-9; McKelvey 1-7; Ours 1-3
Predators- Dudley 9-67-1; Fleming 4-51-1; Fryzel 3-74-2; James 2-16
RUSHING:
Soul- Dukes 4-2; Ours 1-2; Graziani 1-0;
Predators- Hamilton 4-33; Fryzel 1-8; Nagle 1-3; Moya-Moore 3-(-8)

Team Statistics	PHI	ORL
First Downs	15	13
Total Offense	237	234
Rushes/Yards	6/4	9/36
Net Yards Passing	233	198
Att/Comp/Int	41/26/0	27/18/1
Sacked/Yards Lost	3/15	1/10
Fumbles/Lost	2/0	0/0
Penalties/Yards	6/42	7/42
Time of Possession	30:59	29:01
3rd Down Efficiency	5/10	4/8

YEARLY BREAKDOWN - 2007

TEAM STATS	PHI	OPP
SCORING	900	835
Points Per Game	56.3	52.2
FIRST DOWNS	318	328
Rushing	43	34
Passing	233	236
Penalty	42	58
RUSHING YARDAGE	343	256
Yards gained rushing	366	275
Yards lost rushing	23	19
Rushing Attempts	110	115
Average Per Rush	3.1	2.2
Average Per Game	21.4	16.0
TDs Rushing	24	22
PASSING YARDAGE	4122	4600
Att-Comp-Int	564-342-20	622-382-19
Average Per Pass	7.3	7.4
Average Per Catch	12.1	12.0
Average Per Game	257.6	287.5
TDs Passing	90	88
TOTAL OFFENSE	4465	4856
Total Plays	683	757
Average Per Play	6.5	6.4
Average Per Game	279.1	303.5
KICK RETURNS: #-YARDS	98-1843	91-1593
FG RETURNS: #-YARDS	10-134	4-42
INT RETURNS: #-YARDS	19-279	20-130
KICK RETURN AVERAGE	18.8	17.5
FG RETURN AVERAGE	13.4	10.5
INT RETURN AVERAGE	14.7	6.5
FUMBLES-LOST	21-15	24-18
PENALTIES-YARDS	142-834	139-834
Average Per Game	52.1	52.1
TIME OF POSSESSION/GAME	28:25	31:35
3RD-DOWN CONVERSIONS	54/96	51/114
3rd-Down Pct	56%	45%
4TH-DOWN CONVERSIONS	11/23	19/32
4th-Down Pct	48%	59%
SACKS BY-YARDS	20-121	9-41
MISC YARDS	39	-4
TOUCHDOWNS SCORED	126	119
FIELD GOALS-ATTEMPTS	9-16	7-22
4-point drop-kick FGs	0-0	0-0
PAT-ATTEMPTS	105-120	98-114
2-point drop-kick PATs	0-0	0-0
ATTENDANCE	126735	92161
Games/Avg Per Game	8/15842	8/11520

YEARLY BREAKDOWN - 2007

RUSHING	GP	Att	Gain	Loss	Net	Avg	TD	Long	Avg/G
Wes Ours	15	39	133	4	129	3.3	8	14	8.6
Juston Wood	10	11	66	0	66	6.0	3	22	6.6
Idris Price	16	27	67	10	57	2.1	8	14	3.6
Charles Pauley	16	4	44	0	44	11.0	1	25	2.8
George Layne	1	6	19	2	17	2.8	0	14	17.0
Leon Murray	7	2	11	0	11	5.5	0	10	1.6
Jerrian James	8	6	10	0	10	1.7	0	3	1.3
Tony Graziani	12	3	4	0	4	1.3	3	2	0.3
Mike Brown	12	2	2	0	2	1.0	1	1	0.2
Clint Stoerner	1	3	2	0	2	0.7	0	1	2.0
Sean Scott	9	7	8	7	1	0.1	0	4	0.1
Total	16	110	366	23	343	3.1	24	25	21.4
Opponents	16	115	275	19	256	2.2	22	23	16.0

PASSING	GP	Rating	Att-Cmp-Int	Pct	Yds	TD	Long	Avg/G
Clint Stoerner	1	94.91	38-24-0	63.2	242	2	23	242.0
Tony Graziani	12	116.95	362-225-8	62.2	2841	64	45	236.8
Juston Wood	10	88.33	143-84-9	58.7	980	20	40	98.0
Leon Murray	7	57.64	21-9-3	42.9	100	4	33	14.3
Total	16	108.18	564-342-20	60.6	4163	90	45	260.2
Opponents	16	107.53	622-382-19	61.4	4721	88	49	295.1

RECEIVING	GP	Rec	Yds	Avg	TD	Long	Avg/G
Charles Pauley	16	104	1473	14.2	27	45	92.1
Larry Brackins	10	56	786	14.0	20	40	78.6
J.J. McKelvey	13	50	544	10.9	19	34	41.8
Sean Scott	9	47	526	11.2	8	38	58.4
Jerrian James	8	36	355	9.9	9	45	44.4
C.J. Johnson	2	10	128	12.8	2	30	64.0
Steve Gonzalez	6	15	128	8.5	3	22	21.3
Wes Ours	15	12	112	9.3	1	19	7.5
Mike Brown	12	8	94	11.8	1	21	7.8
Scottie Vines	1	1	12	12.0	0	12	12.0
Martin Bibla	16	2	4	2.0	0	3	0.3
George Layne	1	1	1	1.0	0	1	1.0
Totals	16	342	4163	12.2	90	45	260.2
Opponents	16	382	4721	12.4	88	49	295.1

FG RETURNS	Ret	Yds	Avg	TD	Long
Eddie Moten	5	60	12.0	0	22
Mike Brown	2	13	6.5	0	11
Dwayne Missouri	1	30	30.0	0	30
Charles Pauley	1	13	13.0	0	13
Brian Mance	1	0	0.0	0	0
Jason Davis	0	18	0.0	1	18
Totals	10	134	13.4	1	30
Opponents	4	42	10.5	1	20

YEARLY BREAKDOWN - 2007

TOTAL OFFENSE	GP	Plays	Rush	Pass	Total	Avg/G
Tony Graziani	12	365	4	2841	2845	237.1
Juston Wood	10	154	66	980	1046	104.6
Clint Stoerner	1	41	2	242	244	244.0
Wes Ours	15	39	129	0	129	8.6
Leon Murray	7	23	11	100	111	5.9
Idris Price	16	27	57	0	57	3.6
Charles Pauley	16	4	44	0	44	2.8
George Layne	1	6	17	0	17	17.0
Jerrian James	8	6	10	0	10	1.3
Mike Brown	12	2	2	0	2	0.2
Sean Scott	9	7	1	0	1	0.1
Totals	318	674	343	4163	4506	281.6
Opponents	314	737	256	4721	4977	311.1

FIELD GOALS	FGM-FGA	Pct	01-19	20-29	30-39	40-49	50-99	Long	Blk
Todd France	9-16	56.3	0-0	3-5	3-4	2-4	1-3	52	1

INTERCEPTIONS	No.	Yds	Avg	TD	Long
Eddie Moten	9	204	22.7	3	50
Mike Brown	6	37	6.2	0	30
Johnnie Harris	2	20	10.0	0	17
Kevin Gaines	1	12	12.0	0	12
J.J. McKelvey	1	6	6.0	0	6
Totals	19	279	14.7	3	50
Opponents	20	130	6.5	3	39

KICK RETURNS	No.	Yds	Avg	TD	Long
Mike Brown	44	919	20.9	1	56
Charles Pauley	37	733	19.8	1	57
Steve Gonzalez	9	113	12.6	0	20
Eddie Moten	4	49	12.3	0	19
Kevin Gaines	2	19	9.5	0	19
Sean Scott	1	4	4.0	0	4
C.J. Johnson	1	6	6.0	0	6
Totals	98	1843	18.8	2	57
Opponents	91	1593	17.5	5	57

YEARLY BREAKDOWN - 2007

ALL PURPOSE	GP	Rush	Rec	FG	KOR	IR	Total	Avg/G
Charles Pauley	16	44	1473	13	733	0	2263	141.4
Mike Brown	12	2	94	13	919	37	1065	88.8
Larry Brackins	10	0	786	0	0	0	786	78.6
J.J. McKelvey	13	0	544	0	0	6	550	42.3
Sean Scott	9	1	526	0	4	0	531	59.0
Jerrian James	8	10	355	0	0	0	365	45.6
Eddie Moten	16	0	0	60	49	204	313	19.6
Wes Ours	15	129	112	0	0	0	241	16.1
Steve Gonzalez	6	0	128	0	113	0	241	40.2
C.J. Johnson	2	0	128	0	6	0	134	67.0
Juston Wood	10	66	0	0	0	0	66	6.6
Idris Price	16	57	0	0	0	0	57	3.6
Kevin Gaines	7	0	0	0	19	12	31	4.4
Dwayne Missouri	16	0	0	30	0	0	30	1.9
Johnnie Harris	6	0	0	0	0	20	20	3.3
Jason Davis	2	0	0	18	0	0	18	9.0
George Layne	1	17	1	0	0	0	18	18.0
Scottie Vines	1	0	12	0	0	0	12	12.0
Leon Murray	7	11	0	0	0	0	11	1.6
Tony Graziani	12	4	0	0	0	0	4	0.3
Martin Bibla	16	0	4	0	0	0	4	0.3
Clint Stoerner	1	2	0	0	0	0	2	2.0
Totals	16	343	4163	134	1843	279	6762	422.6
Opponents	16	256	4721	42	1593	130	6742	421.4

YEARLY BREAKDOWN - 2007

DEFENSIVE	Tackles					Sacks			Pass Def			Fumbles			Blkd	
LEADERS	GP	Solo	Ast	Total	Tfl/Yds	No-Yds	Int-Yds	BrUp	QBH	Rcv-Yds	FF	Kick	Saf			
Eddie Moten	16	75	28	89.0	0.0/0	0.0-0	9-204	2	4	0-0	1	0	0			
Mike Brown	12	57	21	67.5	1.0/2	0.0-0	6-37	2	0	2-3	0	0	0			
Brian Mance	15	45	9	49.5	0.0/0	0.0-0	0-0	4	0	2-0	2	0	0			
Idris Price	16	30	19	39.5	5.5/22	2.0-16	0-0	4	1	1-0	2	3	0			
Jerrian James	8	19	12	25.0	1.0/4	0.0-0	0-0	1	0	2-0	0	0	0			
Johnnie Harris	6	24	1	24.5	0.0/0	0.0-0	2-20	2	0	0-0	0	0	0			
Kevin Gaines	7	18	6	21.0	0.0/0	0.0-0	1-12	5	0	0-0	0	0	0			
Bryan Save	16	8	24	20.0	4.0/17	3.0-14	0-0	0	3	2-0	2	0	0			
J.J. McKelvey	13	15	9	19.5	0.0/0	0.0-0	1-6	2	1	0-0	0	0	0			
Dwayne Missouri	16	14	10	19.0	6.0/43	7.0-43	0-0	4	1	4-0	6	1	1			
Sean Scott	9	13	9	17.5	2.0/3	1.0-1	0-0	3	0	2-0	0	0	0			
Aric Williams	4	11	10	16.0	0.0/0	0.0-0	0-0	2	0	1-0	0	0	0			
Raheem Orr	12	13	5	15.5	0.0/0	0.0-0	0-0	1	1	0-0	0	0	0			
Gabe Nyenhuis	10	9	10	14.0	4.0/21	3.0-18	0-0	2	2	0-0	2	0	0			
Larry Brackins	10	10	5	12.5	0.0/0	0.0-0	0-0	0	0	0-0	0	0	0			
Steve Gonzalez	6	7	1	7.5	0.0/0	0.0-0	0-0	0	0	0-0	0	0	0			
Felipe Claybrooks	5	5	5	7.5	2.0/5	1.0-4	0-0	2	0	1-1	0	1	0			
Tood France	16	6	2	7.0	0.0/0	0.0-0	0-0	0	0	1-0	0	0	0			
Delbert Cowsette	6	1	5	3.5	0.0/0	0.0-0	0-0	0	0	0-0	0	0	0			
Charels Pualey	16	2	0	2.0	0.0/0	0.0-0	0-0	0	0	0-0	0	0	0			
C.J. Johnson	2	2	0	2.0	0.0/0	0.0-0	0-0	0	0	0-0	0	0	0			
Leon Murray	7	1	0	1.0	0.0/0	0.0-0	0-0	0	0	0-0	0	0	0			
Wes Ours	15	1	0	1.0	0.0/0	0.0-0	0-0	0	0	0-0	0	0	0			
Juston Wood	10	1	0	1.0	0.0/0	0.0-0	0-0	0	0	0-0	0	0	0			
Mike Mabry	16	0	2	1.0	0.0/0	0.0-0	0-0	0	0	0-0	0	0	0			
Martin Bibla	16	1	0	1.0	0.0/0	0.0-0	0-0	0	0	0-0	0	0	0			
Phil Bogle	16	1	0	1.0	0.0/0	0.0-0	0-0	0	0	0-0	0	0	0			
Jason Davis	2	0	1	0.5	0.5/1	0.0-0	0-0	0	0	0-0	0	0	0			
Totals	16	389	194	486.0	26.0/118	17.0-96	19-279	58	9	18-4	15	5	1			
Opponents	16	343	194	440	18.0/56	8.0-37	20-130	64	15	15-17	15	3	1			

YEARLY BREAKDOWN - 2007

SCORING	PATs							Points	
	TD	FGs	Kick	Rush	Rcv	Pass	2PT		Saf
Charles Pauley	29	0-0	0-0	0-0	0	0-0	0	0	174
Todd France	0	9-16	105-120	0-0	0	0-0	0	0	132
Larry Brackins	20	0-0	0-0	0-0	1	0-0	0	0	122
J.J. McKelvey	19	0-0	0-0	0-0	1	0-0	0	0	116
Wes Ours	9	0-0	0-0	0-0	1	0-0	0	0	56
Jerrian James	9	0-0	0-0	0-0	0	0-0	0	0	54
Idris Price	8	0-0	0-0	1-1	0	0-0	0	0	50
Sean Scott	8	0-0	0-0	0-0	0	0-0	0	0	48
Mike Brown	4	0-0	0-0	0-0	0	0-0	0	0	24
Tony Graziani	3	0-0	0-0	1-1	0	2-2	0	0	20
Eddie Moten	3	0-0	0-0	0-0	0	0-0	0	0	18
Juston Wood	3	0-0	0-0	0-0	0	0-0	0	0	18
Steve Gonzalez	3	0-0	0-0	0-0	0	0-0	0	0	18
C.J. Johnson	2	0-0	0-0	0-0	0	0-0	0	0	12
Brian Mance	2	0-0	0-0	0-0	0	0-0	0	0	12
Dwayne Missouri	1	0-0	0-0	0-0	0	0-0	0	1	8
Jason Davis	1	0-0	0-0	0-0	0	0-0	0	0	6
Felipe Claybrooks	1	0-0	0-0	0-0	0	0-0	0	0	6
Aric Williams	1	0-0	0-0	0-0	0	0-0	0	0	6
Leon Murray	0	0-0	0-0	0-1	0	0-0	0	0	0
Clint Stoerner	0	0-0	0-0	0-0	0	1-1	0	0	0
Totals	126	9-16	105-120	2-3	3	3-3	0	1	900
Opponents	119	7-22	98-114	0-0	0	0-5	0	1	835

Wild Card Round

Philadelphia 41, Orlando 26

June 29, 2007 - Wachovia Center - Philadelphia

Attendance: 8,013

Offensive Player of the Game: Tony Graziani (PHI)

Defensive Player of the Game: Philadelphia Soul Defense

Ironman of the Game: Cory Fleming (ORL)

Score by Quarters	1	2	3	4	Final
Orlando Predators	7	13	3	3	26
Philadelphia Soul	10	10	14	7	41

Scoring Summary					Score
Qtr	Time	Play			
1st	08:03	ORL - JOHNSON 49 yd pass from STAFFORD (TAYLOR kick)			ORL 07 - PHI 00
	03:28	PHI - FRANCE 24 yd field goal			ORL 07 - PHI 03
	03:15	PHI - JAMES 1 yd fumble recovery (FRANCE kick)			ORL 07 - PHI 10
2nd	14:53	ORL - DUDLEY 17 yd pass from STAFFORD (TAYLOR kick)			ORL 14 - PHI 10
	09:02	PHI - PAULEY 4 yd run (FRANCE kick)			ORL 14 - PHI 17
	02:44	ORL - TAYLOR 23 yd field goal			ORL 17 - PHI 17
	00:05	ORL - TAYLOR 32 yd field goal			ORL 20 - PHI 17
	00:00	PHI - FRANCE 38 yd field goal			ORL 20 - PHI 20
3rd	09:39	ORL - TAYLOR 34 yd field goal			ORL 23 - PHI 20
	06:53	PHI - MCKELVEY 4 yd pass from GRAZIANI (FRANCE kick)			ORL 23 - PHI 27
	02:53	PHI - PAULEY 17 yd pass from GRAZIANI (FRANCE kick)			ORL 23 - PHI 34
4th	12:09	ORL - TAYLOR 31 yd field goal			ORL 26 - PHI 34
	09:49	PHI - JAMES 23 yd pass from GRAZIANI (FRANCE kick)			ORL 26 - PHI 41

Final Individual Stats
PASSING:
Soul- Graziani 35/20-198-3-0
Predators- Stafford 38/16-227-2-1
RECEIVING:
Soul- Pauley 6-60-1; Scott 5-37; McKelvey 4-48-1; James 4-44-1; Ours 1-9
Predators- Fryzel 8-103; Johnson 7-107-1; Dudley 1-17-1
RUSHING:
Soul- Price 4-7; Pauley 2-15; Graziani 2-2; Scott 1-0
Predators- Stafford 2-1; Toliver 1- (-1); Moye-Moore 1-(-2)

Team Statistics	PHI	ORL
First Downs	18	11
Total Offense	221	217
Rushes/Yards	9/23	4/-2
Net Yards Passing	198	191
Att/Comp/Int	35/20/0	38/16/1
Sacked/Yards Lost	0/0	2/8
Fumbles/Lost	1/1	1/1
Penalties/Yards	3/21	12/78
Time of Possession	31:29	28:31
3rd Down Efficiency	3/7	1/9

Divisional Round

#2 Georgia 65, #5 Philadelphia 39
 July 8, 2007 - Philips Arena - Atlanta
 Attendance: 11,225

Offensive Player of the Game: Chris Jackson (GEO)
 Defensive Player of the Game: Reggie Doster (GEO)
 Ironman of the Game: Jerrick Hillery (GEO)

Score by Quarters	1	2	3	4	Final
Philadelphia Soul	7	12	7	13	39
Georgia Force	20	13	12	20	65

Scoring Summary					
Qtr	Time	Play	Score		
1st	14:48	GEO – BERGERON 56 yd kickoff return (MARTINEZ kick)	PHI 00 – GEO 07		
	12:45	GEO - LEE 38 yd pass from GREISEN (MARTINEZ kick)	PHI 00 – GEO 14		
	08:16	PHI - JAMES 16 yd pass from GRAZIANI (FRANCE kick)	PHI 07 – GEO 14		
	05:46	GEO - BERGERON 8 yd pass from GREISEN (MARTINEZ kick failed)	PHI 07 – GEO 20		
2nd	14:54	PHI - FRANCE 24 yd field goal	PHI 10 – GEO 20		
	11:18	PHI - FRANCE 25 yd field goal	PHI 13 – GEO 20		
	09:33	GEO - BERGERON 24 yd pass from GREISEN (MARTINEZ kick)	PHI 13 – GEO 27		
	03:00	GEO - GREISEN 2 yd run (MARTINEZ kick failed)	PHI 13 – GEO 33		
	00:10	PHI - JAMES 14 yd pass from GRAZIANI (FRANCE kick failed)	PHI 19 – GEO 33		
3rd	11:10	GEO - JACKSON 15 yd pass from GREISEN (MARTINEZ kick failed)	PHI 19 – GEO 39		
	06:46	PHI - PRICE 12 yd pass from GRAZIANI (FRANCE kick)	PHI 26 – GEO 39		
	01:28	GEO - JACKSON 14 yd pass from GREISEN (MCPHERSON rush failed)	PHI 26 – GEO 45		
4th	14:23	PHI - BRACKINS 11 yd pass from GRAZIANI (FRANCE kick)	PHI 33 – GEO 45		
	13:17	GEO - JACKSON 42 yd pass from GREISEN (MARTINEZ kick failed)	PHI 33 – GEO 51		
	09:36	GEO - JACKSON 10 yd pass from GREISEN (MARTINEZ kick)	PHI 33 – GEO 58		
	07:37	GEO - HILLERY 2 yd run (MARTINEZ kick)	PHI 33 – GEO 65		
	02:46	PHI - BRACKINS 10 yd pass from GRAZIANI (GRAZIANI pass failed)	PHI 39 – GEO 65		

Final Individual Stats
PASSING:
Soul- Graziani 43/22-261-5-2
Force- Greisen 25/18-301-7-0
RECEIVING:
Soul- Brackins 7-75-2; Pauley 6-88; James 4-42-2, 3-31; Ours 1-13; Price 1-12-1
Force- Jackson 10-169-4; Bergeron 4-72-2; Lee 3-55-1; Johnson 1-5
RUSHING:
Soul- Price 3-8; Graziani 2-4; James 2-0
Force- Aldridge 3-12; Hillery 3-10-1; Lee 1-8; Greisen 1-2-1; Jackson 1-2

Team Statistics	PHI	GEO
First Downs	22	20
Total Offense	272	335
Rushes/Yards	7/16	9/34
Net Yards Passing	256	301
Att/Comp/Int	43/22/2	25/18/0
Sacked/Yards Lost	1/5	0/0
Fumbles/Lost	3/1	1/1
Penalties/Yards	6/39	12/73
Time of Possession	33:22	26:38
3rd Down Efficiency	2/7	1/2

2008 CHAMPIONSHIP RUN



ArenaBowl XXII - July 27th, 2008
San Jose (56) - Philadelphia (59)

**WE
GOT
THIS.**

YEARLY BREAKDOWN - 2008

TEAM STATS	PHI	OPP
SCORING	992	810
Points Per Game	62	50.6
FIRST DOWNS	357	342
Rushing	48	54
Passing	266	249
Penalty	43	39
RUSHING YARDAGE	460	372
Yards gained rushing	471	531
Yards lost rushing	17	159
Rushing Attempts	135	114
Average Per Rush	3.4	3.3
Average Per Game	28.8	23.3
TDs Rushing	25	33
PASSING YARDAGE	4433	4416
Att-Comp-Int	554-391-9	594-383-16
Average Per Pass	8.2	7.7
Average Per Catch	8.2	7.7
Average Per Game	277.1	276.0
TDs Passing	104	78
TOTAL OFFENSE	4893	4788
Total Plays	708	732
Average Per Play	6.9	6.5
Average Per Game	305.8	299.3
KICK RETURNS: #-YARDS	92-1571	104-1709
FG RETURNS: #-YARDS	4-34	6-98
INT RETURNS: #-YARDS	16-202	9-76
KICK RETURN AVERAGE	15.9	16.4
FG RETURN AVERAGE	16.0	16.3
INT RETURN AVERAGE	17.6	8.4
FUMBLES-LOST	15-8	27-16
PENALTIES-YARDS	112/715	118/680
Average Per Game	44.7	42.5
TIME OF POSSESSION/GAME	29:41	30:19
3RD-DOWN CONVERSIONS	55/92	56/101
3rd-Down Pct.	59.8	55.4
4TH-DOWN CONVERSIONS	19/23	16/28
4th-Down Pct.	82.6	57.1
SACKS BY-YARDS	19/86	24/145
MISC YARDS	3	7
TOUCHDOWNS SCORED	140	116
FIELD GOALS-ATTEMPTS	5-14	5-11
4-point drop-kick FGs	0	0
PAT-ATTEMPTS	123-136	87-104
2-point drop-kick PATs	0	0
ATTENDANCE	131,817	102,545
Games/Avg Per Game	16,477	12,819

YEARLY BREAKDOWN - 2008

RUSHING	GP	Att	Gain	Loss	Net	Avg	TD	Long	Avg/G
Matt D'Orazio	16	56	229	5	224	4.0	11	4.0	14.0
Clifton Smith	15	50	140	9	131	2.6	10	2.6	8.7
Wes Ours	16	23	80	1	79	3.4	3	3.4	4.9
Glen Gauntt	3	1	11	0	11	11.0	0	11.0	3.7
Tony Graziani	7	1	6	0	6	6.0	1	6.0	0.9
Brent Holmes	5	1	3	0	3	3.0	0	3.0	0.6
Kenny Henderson	2	1	2	0	2	2.0	0	2.0	1.0
Mike Brown	11	1	0	0	0	0.0	0	0.0	0
Chris Jackson	16	1	0	2	-2	-2.0	0	-2.0	-0.1
Total	16	135	471	17	454	3.4	90	31	28.4
Opponents	16	114	531	159	372	3.3	33	25	23.3

PASSING	GP	Rating	Att-Cmp-Int	Pct	Yds	TD	Long	Avg/G
Matt D'Orazio	16	131.3	416-301-4	72.4	3331	72	43	208.2
Tony Graziani	7	120.7	129-86-4	66.7	1138	30	39	162.6
Glen Gauntt	3	42.7	8-3-1	37.5	34	1	17	11.3
Chris Jackson	16	158.3	1-1-0	100.0	16	1	16	1.0
Total	16	127.7	554-391-9	70.6	4519	104	43	282.4
Opponents	16	109.4	594-383-16	64.5	4561	78	45	285.1

RECEIVING	GP	Rec	Yds	Avg	TD	Long	Avg/G
Chris Jackson	16	140	1719	12.3	49	41	107.4
Larry Brackins	15	107	1395	13.0	29	43	93.0
Darius Watts	6	38	376	9.9	5	27	62.7
Brent Holmes	5	36	343	9.5	6	27	68.6
Sean Scott	6	13	144	11.1	1	25	24.0
Wes Ours	16	13	96	7.4	2	20	6.0
Clif Dell	1	12	117	9.8	2	18	117.0
Kenny Henderson	2	10	122	12.2	3	26	61.0
Martin Bibla	16	8	82	10.3	1	15	5.1
Phil Bogle	16	7	60	8.6	6	21	3.8
Jamall Broussard	1	5	44	8.8	0	19	44.0
Mike Brown	11	2	21	10.5	0	17	1.9
Totals	16	391	4519	11.6	104	43	282.4
Opponents	16	383	4561	11.9	78	45	285.1

FG RETURNS	Ret	Yds	Avg	TD	Long
Mike Brown	1	5	5.0	0	5
Eddie Moten	1	27	27.0	0	27
Totals	2	32	16.0	0	27
Opponents	6	98	16.3	0	31

YEARLY BREAKDOWN - 2008

TOTAL OFFENSE	GP	Plays	Rush	Pass	Total	Avg/G
Matt D'Orazio	16	470	227	3331	3558	222.4
Tony Graziani	7	132	6	1128	1134	189.0
Clifton Smith	15	50	133	0	133	8.9
Wes Ours	16	23	80	0	80	5.0
Glen Gauntt	3	9	11	34	45	15.0
Chris Jackson	16	2	-2	16	14	0.9
Brent Holmes	5	1	3	0	3	0.3
Kenny Henderson	2	1	2	0	2	1.0
Mike Brown	11	1	0	0	0	0.0
Totals	16	689	460	4509	4969	310.6
Opponents	16	606	372	3725	4097	256.1

FIELD GOALS	FGM-FGA	Pct	01-19	20-29	30-39	40-49	50-99	Long	Blk
Connor Hughes	5-14	35.7	1-1	1-5	3-6	0-2	0-0	0	0

ALL PURPOSE	GP	Rush	Rec	FG	KOR	IR	Total	Avg/G
Chris Jackson	16	-2	1692	0	9	0	1699	106.2
Larry Brackins	15	0	1412	0	0	0	1412	94.1
Mike Brown	11	0	21	5	1110	28	1164	105.8
Darius Watts	6	0	376	0	0	6	376	62.7
Brent Holmes	5	3	343	0	0	0	346	34.6
Matt D'Orazio	16	227	0	0	0	0	227	14.2
Wes Ours	16	80	96	0	0	0	176	11.0
Kenny Henderson	2	2	112	0	37	0	151	75.5
Sean Scott	6	0	144	0	0	1	145	20.7
Clifton Smith	15	133	0	0	3	6	142	9.5
Clif Dell	1	0	117	0	0	0	117	117.0
Martin Bibla	16	0	82	0	0	0	82	5.1
Phil Bogle	16	0	60	0	0	0	60	3.8
Jamall Broussard	1	0	44	0	0	0	44	44.0
Tony Graziani	7	6	0	0	0	0	6	1.0
Eddie Moten	15	0	0	27	88	98	213	14.2
Totals	16	449	4499	34	1159	41	6182	386.4
Opponents	16	256	4721	98	1593	130	6798	424.9

YEARLY BREAKDOWN - 2008

DEFENSIVE	Tackles					Sacks			Pass Def		Fumbles			Blkd
LEADERS	GP	Solo	Ast	Total	Tff/Yds	No-Yds	Int-Yds	BrUp	QBH	Rcv-Yds	FF	Kick	Saf	
Eddie Moten	15	83	21	93.5	0.0/0	0.0-0	6-98	23	0	1-0	1	0	0	
Brian Mance	9	45	9	49.5	0.0/0	0.0-0	0-0	6	0	1-5	1	0	0	
Clifton Smith	15	33	24	45.0	2.0/10	1.0-9	1-6	1	0	1-0	1	0	0	
Rob Keefe	7	36	10	41.0	1.0/1	0.0-0	0-0	3	0	0-0	0	0	0	
Mike Brown	11	38	7	41.5	0.0/0	0.0-0	5-26	8	0	2-12	0	0	0	
Dee Webb	15	34	12	40	0.0/0	0.0-0	0-0	5	0	1-0	1	0	0	
Rod Davis	11	26	24	38.0	0.5/1	0.0-0	3-71	3	0	2-0	2	0	0	
Gabe Nyenhuis	15	19	18	28	11.5/66	10-70	0-0	1	0	1-0	5	3	0	
Anthony Dunn	11	13	25	25.5	5.5/30	6.0-30	0-0	3	0	0-0	4	1	0	
Bryan Save	13	14	7	17.5	6.5/35	5-33	0-0	0	0	1-5	2	1	2	
Sean Scott	6	9	5	11.5	1.0/1	0.0-0	1-1	0	0	1-0	0	0	0	
Raheem Orr	1	6	7	9.5	0.5/0	0.0-0	0-0	1	0	0-0	0	0	0	
Larry Brackins	15	7	4	9	0.0/0	0.0-0	0-0	0	0	1-0	3	0	0	
Mondre Dickerson	1	4	5	6.5	0.5/1	0.0-0	0-0	0	0	0-0	0	1	0	
Connor Hughes	16	5	3	6.5	0.0/0	0.0-0	0-0	0	0	0-0	0	0	0	
Darius Watts	6	3	0	3.0	0.0/0	0.0-0	0-0	0	0	0-0	0	0	0	
Justin Cleveland	1	1	2	2.0	1.0/5	1.0-5	0-0	0	0	0-0	0	0	0	
Martin Bibla	16	1	0	1.0	0.0/0	0.0-0	0-0	0	0	0-0	0	0	0	
Phil Bogle	16	1	0	1.0	0.0/0	0.0-0	0-0	0	0	0-0	0	0	0	
Matt D'Orazio	16	1	0	1.0	0.0/0	0.0-0	0-0	0	0	0-0	0	0	0	
Brent Holmes	5	1	0	1.0	0.0/0	0.0-0	0-0	0	0	0-0	1	0	0	
Chris Jackson	16	1	0	1.0	0.0/0	0.0-0	0-0	0	0	0-0	0	0	0	
Craig Kobel	1	1	0	1.0	0.0/0	0.0-0	0-0	0	0	0-0	0	0	0	
Mike Mabry	16	1	0	1.0	0.0/0	0.0-0	0-0	0	0	0-0	0	0	0	
Wes Ours	16	1	0	1.0	0.0/0	0.0-0	0-0	0	0	0-0	0	0	0	
Durrand Roundtree	1	0	1	0.5	0.0/0	0.0-0	0-0	0	0	0-0	0	0	0	
Tony Graziani	7	0	0	0.0	0.0/0	0.0-0	0-0	0	0	0-0	0	0	0	
Totals	16	435	184	527.0	34.0/0	24.0-151	16-202	55	0	15-22	22	5	2	
Opponents	16	437	186	530.0	24.0/0	19.0-0	9-76	22	0	15-17	9	3	0	

INTERCEPTIONS	No.	Yds	Avg	TD	Long
Eddie Moten	6	98	16.3	1	52
Mike Brown	5	106	21.2	0	26
Rod Davis	3	71	23.7	2	35
Clifton Smith	1	6	6.0	0	6
Sean Scott	1	1	1.0	0	1
Totals	16	282	17.6	3	52
Opponents	9	76	8.4	2	20

YEARLY BREAKDOWN - 2008

KICK RETURNS	No.	Yds	Avg	TD	Long
Mike Brown	60	1105	18.4	3	57
Rob Keefe	18	339	18.8	0	34
Eddie Moten	8	88	11.0	0	21
Chris Jackson	5	9	1.8	0	11
Kenny Henderson	4	37	9.25	0	15
Larry Brackins	1	0	0.0	0	0
Clifton Smith	2	3	1.5	0	3
Totals	99	1581	15.9	3	57
Opponents	104	1709	16.4	1	56

FUMBLE RETURNS	No.	Yds	Avg	TD	Long
Mike Brown	2	12	6.0	0	8
Rod Davis	2	0	0.0	0	0
Tom Johnson	2	0	0.0	0	0
Brian Mance	1	5	5.0	0	5
Bryan Save	1	5	5.0	0	5
Eddie Moten	1	0	0.0	0	0
Clifton Smith	1	0	0.0	0	0
Dee Webb	1	0	0.0	0	0
Gabe Nyenhuis	1	0	0.0	0	0
Sean Scott	1	0	0.0	0	0
Larry Brackins	1	0	0.0	0	0
Totals	15	22	1.5	0	8
Opponents	8	0	0.0	0	0

YEARLY BREAKDOWN - 2008

SCORING	TD	FGs	PATs				2PT	Saf	Points
			Kick	Rush	Rcv	Pass			
Charles Pauley	29	0-0	0-0	0-0	0	0-0	0	0	174
Todd France	0	9-16	105-120	0-0	0	0-0	0	0	132
Larry Brackins	20	0-0	0-0	0-0	1	0-0	0	0	122
J.J. McKelvey	19	0-0	0-0	0-0	1	0-0	0	0	116
Wes Ours	9	0-0	0-0	0-0	1	0-0	0	0	56
Jerrian James	9	0-0	0-0	0-0	0	0-0	0	0	54
Idris Price	8	0-0	0-0	1-1	0	0-0	0	0	50
Sean Scott	8	0-0	0-0	0-0	0	0-0	0	0	48
Mike Brown	4	0-0	0-0	0-0	0	0-0	1	0	24
Tony Graziani	3	0-0	0-0	1-1	0	2-2	0	0	20
Eddie Moten	3	0-0	0-0	0-0	0	0-0	0	0	18
Juston Wood	3	0-0	0-0	0-0	0	0-0	0	0	18
Steve Gonzalez	3	0-0	0-0	0-0	0	0-0	0	0	18
C.J. Johnson	2	0-0	0-0	0-0	0	0-0	0	0	12
Brian Mance	2	0-0	0-0	0-0	0	0-0	0	0	12
Dwayne Missouri	1	0-0	0-0	0-0	0	0-0	0	0	8
Jason Davis	1	0-0	0-0	0-0	0	0-0	0	0	6
Felipe Claybrooks	1	0-0	0-0	0-0	0	0-0	0	0	6
Aric Williams	1	0-0	0-0	0-0	0	0-0	0	0	6
Leon Murray	0	0-0	0-0	0-1	0	0-0	0	0	0
Brian Save	0	0-0	0-0	0-0	0	0-0	0	2	4
Clint Stoerner	0	0-0	0-0	0-0	0	1-1	0	0	0
Totals	126	9-16	105-120	2-3	3	3-3	1	2	904
Opponents	119	7-22	98-114	0-0	0	0-5	0	1	835

2008 DIVISIONAL PLAYOFF ROUND

NEW YORK 48, PHILADELPHIA 49

JULY 5, 2008 – WACHOVIA CENTER – PHILADELPHIA, PA

ATTENDANCE: 16,102

Offensive Player of the Game: Chris Jackson (PHI)

Defensive Player of the Game: Gabe Nyenhuis (PHI)

Ironman of the Game: Clifton Smith (PHI)

Score by Quarters	1	2	3	4	Final
New York Dragons	6	19	0	23	48
Philadelphia Soul	16	7	7	19	49

Scoring Summary					Score
Qtr	Time	Play			
1st	13:13	PHI – JACKSON 37 yd pass from D'ORAZIO (HUGHES kick)			NYD 00 – PHI 07
	06:49	NYD – SWAYNE 6 yd pass from GARCIA (AZAR kick failed)			NYD 06 – PHI 07
	03:34	PHI – HOLMES 14 yd pass from D'ORAZIO (HUGHES kick)			NYD 06 – PHI 14
	01:41	PHI – NYENHUIS safety			NYD 06 – PHI 16
2nd	14:53	NYD – SWAYNE 27 yd pass from GARCIA (AZAR kick)			NYD 13 – PHI 16
	03:10	NYD – TAYLOR safety			NYD 15 – PHI 16
	01:37	NYD – SWAYNE 14 yd pass from GARCIA (AZAR kick)			NYD 22 – PHI 16
	00:12	PHI – JACKSON 7 yd pass from D'ORAZIO (HUGHES kick)			NYD 22 – PHI 23
	00:00	NYD – AZAR 44 yd field goal			NYD 25 – PHI 23
3rd	07:09	PHI – SMITH 1 yd run (HUGHES kick)			NYD 25 – PHI 30
4th	14:55	NYD – AZAR 25 yd field goal			NYD 28 – PHI 30
	13:03	PHI – JACKSON 3 yd pass from D'ORAZIO (HUGHES kick)			NYD 28 – PHI 37
	10:10	NYD – SWAYNE 25 yd pass from GARCIA (AZAR kick)			NYD 35 – PHI 37
	09:03	PHI – JACKSON 11 yd pass from D'ORAZIO (HUGHES kick failed)			NYD 35 – PHI 43
	05:30	NYD – SWAYNE 5 yd pass from GARCIA (GARCIA pass failed)			NYD 41 – PHI 43
	00:57	NYD – HENRY 2 yd run (AZAR kick)			NYD 48 – PHI 43
	00:00	PHI – BRACKINS 28 yd pass from D'ORAZIO (run blocked)			NYD 48 – PHI 49

Final Individual Stats
PASSING:
Soul- D'Orazio 32/20-258-6-1; Smith 1/0-0-0-0
Dragons- Gracia 45/32-337-5-1
RECEIVING:
Soul- Jackson 8-122-4; Brackins 7-87-1; Holmes 4-39-1; Bibla 1-10
Dragons- Swayne 14-166-5; Moss 12-111; Anthony 5-36; Seffert 1-4
RUSHING:
Soul- Smith 3-1-1; D'Orazio 2-1; Ours 1-0
Dragons- Henry 2-2-1; Garcia 1-0

Team Statistics	NYD	PHI
First Downs	24	17
Total Offense	339	260
Rushes/Yards	3/24	6/7
Net Yards Passing	337	258
Att/Comp/Int	45/34/1	38/16/1
Sacked/Yards Lost	1/7	1/1
Fumbles/Lost	0/0	2/2
Penalties/Yards	8/36	5/41
Time of Possession	34:05	25:55
3rd Down Efficiency	1/4	3/5

2008 NATIONAL CONFERENCE FINALS

CLEVELAND 35, PHILADELPHIA 70

JULY 12, 2008 – WACHOVIA CENTER – PHILADELPHIA, PA

ATTENDANCE: 13,389

Offensive Player of the Game: Matt D'Orazio (PHI)

Defensive Player of the Game: Eddie Moten (PHI)

U.S. Army Ironman: Mike Brown (PHI)

Score by Quarters	1	2	3	4	Final
Cleveland Gladiators	7	14	14	0	35
Philadelphia Soul	14	21	21	14	70

Scoring Summary				Score
Qtr	Time	Play		
1st	10:19	PHI – BRACKINS 13 yd pass from D'ORAZIO (HUGHES kick)		CLE 00 – PHI 07
	06:28	CLE – AMEY 17 yd pass from PHILYAW (BALL kick)		CLE 07 – PHI 07
	00:41	PHI – HOLMES 7 yd pass from D'ORAZIO (HUGHES kick)		CLE 07 – PHI 14
2nd	12:35	PHI – JACKSON 5 yd pass from D'ORAZIO (HUGHES kick)		CLE 07 – PHI 21
	08:07	PHI – OURS 2 yd run (HUGHES kick)		CLE 07 – PHI 28
	05:30	CLE – AMEY 8 yd pass from PHILYAW		CLE 14 – PHI 28
	04:36	PHI – JACKSON 9 yd pass from D'ORAZIO (HUGHES kick)		CLE 14 – PHI 35
	02:04	CLE – JACKSON 4 yd run (BALL kick)		CLE 21 – PHI 35
3rd	12:52	PHI – BRACKINS 17 yd pass from D'ORAZIO (HUGHES kick)		CLE 21 – PHI 42
	10:14	CLE – REDD 16 yd pass from PHILYAW (BALL kick)		CLE 28 – PHI 42
	09:30	PHI – BROWN 57 yd kickoff return (HUGHES kick)		CLE 28 – PHI 49
	04:52	CLE – REDD 22 yd pass from PHILYAW (BALL kick)		CLE 35 – PHI 49
	03:55	PHI – BRACKINS 18 yd pass from D'ORAZIO (HUGHES kick)		CLE 35 – PHI 56
4th	08:38	PHI – HOLMES 16 yd pass from D'ORAZIO (HUGHES kick)		CLE 35 – PHI 63
	01:31	PHI – HOLMES 12 yd pass from D'ORAZIO (HUGHES kick)		CLE 35 – PHI 70

Final Individual Stats	Team Statistics	CLE	PHI
PASSING:	First Downs	19	16
Soul- D'Orazio 25/17-184-8-0	Total Offense	302	209
Gladiators- Philyaw 49/25-303-4-2	Rushes/Yards	4/-1	10/25
RECEIVING:	Net Yards Passing	303	184
Soul- Brackins 7-92-3; Holmes 5-57-3; Jackson 5-35-2	Att/Comp/Int	49/25/0	25/17/0
Gladiators- Redd 11-152-2; Amey 9-85-2; Marshall 4-55; Rue 1-11	Sacked/Yards Lost	1/9	0/0
RUSHING:	Fumbles/Lost	1/1	0/0
Soul- Smith 5-16; D'Orazio 2-4; Ours 2-4-1; Holmes 1-1	Penalties/Yards	7/35	7/42
Gladiators- Jackson 2-4-1; Rue 1-(-1);Philyaw 1-(-4)	Time of Possession	33:03	26:57
	3rd Down Efficiency	4/8	2/5

2008 ARENABOWL XXII

SAN JOSE 56, PHILADELPHIA 59

JULY 27, 2008 – NEW ORLEANS ARENA – NEW ORLEANS, LA

ATTENDANCE: 17,244

Offensive Player of the Game: Chris Jackson (PHI)

Defensive Player of the Game: Mike Brown (PHI)

Ironman of the Game: Gabe Nyenhuis (PHI)

Score by Quarters	1	2	3	4	Final
San Jose SaberCats	14	13	7	22	56
Philadelphia Soul	14	23	9	13	59

Scoring Summary					
Qtr	Time	Play	Score		
1st	11:21	SJS – WRIGHT 8 yd pass from GRIEB (HAGLUND kick)	SJS 07 – PHI 00		
	09:30	PHI – HOLMES 34 yd pass from D'ORAZIO (HUGHES kick)	SJS 07 – PHI 07		
	05:30	SJS – GAETHERS 5 yd pass from GRIEB (HAGLUND kick)	SJS 14 – PHI 07		
	02:59	PHI – JACKSON 34 yd pass from D'ORAZIO (HUGHES kick)	SJS 14 – PHI 14		
2nd	14:54	SJS – GAETHERS 22 yd pass from GRIEB (HAGLUND kick failed)	SJS 20 – PHI 14		
	08:59	PHI – JACKSON 13 yd pass from D'ORAZIO (HUGHES kick failed)	SJS 20 – PHI 20		
	05:31	PHI – BRACKINS 20 yd pass from D'ORAZIO (HUGHES kick)	SJS 20 – PHI 27		
	00:54	PHI – D'ORAZIO 8 yd run (HUGHES kick)	SJS 20 – PHI 34		
	00:29	SJS – GAETHERS 23 yd pass from GREIB (HAGLUND kick)	SJS 27 – PHI 34		
	00:00	PHI – HUGHES 20 yd field goal	SJS 27 – PHI 37		
3rd	07:56	PHI – JACKSON 32 yd pass from D'ORAZIO (HUGHES kick)	SJS 27 – PHI 44		
	03:48	PHI – ORR safety	SJS 27 – PHI 46		
	00:00	SJS – GAETHERS 12 yd pass from GRIEB (HAGLUND KICK)	SJS 34 – PHI 46		
4th	06:49	PHI – BRACKINS 7 yd pass from D'ORAZIO (HUGHES kick failed)	SJS 34 – PHI 52		
	02:13	SJS – JOHNSON 3 yd pass from GRIEB (GRIEB pass to SAINTIL)	SJS 42 – PHI 52		
	00:39	PHI – BOGLE 2 yd pass from D'ORAZIO (HUGHES kick)	SJS 42 – PHI 59		
	00:28	SJS – WRIGHT 26 yd pass from GREIB (GAETHER run failed)	SJS 48 – PHI 59		
	00:17	SJS – GAETHERS 14 yd pass from GRIEB (GATHERS run)	SJS 56 – PHI 59		

Final Individual Stats
PASSING:
Soul- D'Orazio 43/26-302-7-0; Graziani 1/0-0-0-1
SaberCats- Grieb 44/27-299-8-1
RECEIVING:
Soul- Jackson 11-146-3; Brackins 6-70-2; Holmes 5-69-1; Bogle 2-12-1; Brown 2-1
SaberCats- Wright 13-144-2; Geathers 8-101-5; Saintil 4-40; Johnson 2-14-1
RUSHING:
Soul- Smith 4-7; D'Orazio 2-6-1

Team Statistics	SJS	PHI
First Downs	23	18
Total Offense	299	317
Rushes/Yards	0/0	6/15
Net Yards Passing	299	302
Att/Comp/Int	44/27/1	44/26/1
Sacked/Yards Lost	2/7	3/23
Fumbles/Lost	4/2	3/2
Penalties/Yards	11/65	8/55
Time of Possession	27:06	32:44
3rd Down Efficiency	2/4	4/11



WEEK 1
PHILADELPHIA SOUL 58,
PITTSBURGH POWER 52 (OT)
 March 11, 2011 – Pittsburgh, PA
 Consol Energy Center: 13,904
 SOUL (1-0) – Power (0-1)



Offensive Player of the Game: Donovan Morgan (PHI)
Defensive Player of the Game: Tanner Varner (PHI)
Ironman of the Game: Joshua Rue (PIT)

PITTSBURGH – Philadelphia Soul's Mike Brown's 15-yard interception return for a touchdown ended overtime and gave the Soul a 58-52 victory over the expansion Pittsburgh Power in front of 13,904 fans at the Consol Energy Center on Friday night. Philadelphia's Donovan Morgan, who earned Offensive Player of the Game honors, tied two team records with 14 receptions and six total touchdowns (five receiving and one rushing). Morgan added 189 receiving yards in the winning effort while QB Justin Allgood finished 25-of-36 passing for 300 yards, five touchdowns and no interceptions. Philadelphia (1-0) also looked to Syvelle Newton, who chipped in with six receptions for 62 yards, and Larry Brackins added five catches for 49 yards. Varner, who earned Riddell Defensive Player of the Game honors, finished with two interceptions and six total tackles. The Power's largest lead was 21-7 at the end of the first quarter, while the Soul responded to pull within three at halftime. The Soul outscored the Power 13-7 in the third and nearly closed out Pittsburgh in the fourth quarter before Paul Edinger's 35-yard field goal sent the game to overtime. Philadelphia won the toss and elected to start on defense, when Morris dropped back to pass on third-and-eight when Brown stepped in front of the pass and returned it for the touchdown to end the game.

Score by Quarters	1	2	3	4	OT	Final
Philadelphia Soul	7	17	13	15	6	58
Pittsburgh Power	21	6	7	18	0	52

SCORING SUMMARY

QTR	TIME	PLAY	PHI – PIT
1st	13:47	PIT - WILLIS 37 yd pass from MORRIS (EDINGER kick)	00 – 07
	10:02	PHI - MORGAN 46 yd pass from ALLGOOD (PAUL kick)	07 – 07
	07:37	PIT - WASHINGTON 21 yd pass from MORRIS (EDINGER kick)	07 – 14
	03:32	PIT - DEWALT 14 yd pass from MORRIS (EDINGER kick)	07 – 21
2nd	11:19	PHI - MORGAN 5 yd pass from ALLGOOD (PAUL kick)	14 – 21
	08:46	PIT - RUE 2 yd run (EDINGER kick failed)	14 – 27
	04:08	PHI - MORGAN 2 yd run (PAUL kick)	21 – 27
	00:00	PHI - PAUL 18 yd field goal	24 – 27
3rd	10:01	PHI - VENA 1 yd run (PAUL kick failed)	30 – 27
	04:27	PHI - MORGAN 20 yd pass from ALLGOOD (PAUL kick)	37 – 27
	02:13	PIT - DEWALT 5 yd pass from MORRIS (EDINGER kick)	37 – 34
4th	14:54	PHI - MORGAN 3 yd pass from ALLGOOD (PAUL kick)	44 – 34
	11:08	PIT - RUE 1 yd run (EDINGER kick)	44 – 41
	05:55	PHI - MORGAN 17 yd pass from ALLGOOD (PAUL kick failed)	50 – 41
	00:52	PIT - WILLIS 7 yd pass from MORRIS (DEWALT pass from MORRIS)	50 – 49
	00:12	PHI - EVANS safety	52 – 49
	00:00	PIT - EDINGER 35 yd field goal	52 – 52
OT	13:03	PHI - BROWN 15 yd interception return	58 – 52

TEAM TOTALS	PHI	PIT
First Downs	18	17
Net Yds Rushing	14	13
Net Yds Passing	293	253
Total Offense Yards	307	266
Total Offense Plays	49	46
Fumbles: Number-Lost	3-3	1-0
Penalties: Number-Yds	6-40	10-39
Kickoffs-Yds	9-492	6-340
Average Yds Per Kickoff	54.7	56.7
Net Yds Per Kickoff	40.4	46.0
MFG Ret: Number-Yards-TD	0-0-0	0-0-0
Kickoff Ret: Number-Yds-TD	7-64-0	6-128-0
Interceptions: Number-Yds-TD	3-24-1	0-0-0
Fumble Ret: Number-Yds-TD	0-0-0	0-0-0
Possession Time	33:45	28:12
3rd-Down Conversions	3 of 8	2 of 6
4th-Down Conversions	2 of 4	1 of 3
Red-Zone Scores-Chances	5-6	4-4
Sacks By: Number-Yds	3-11	1-7
PAT Kicks	5-7	5-6
Field Goals	1-1	1-1
TDs (Rush-Pass-Return)	2-5-1	2-5-0

Rushing	No.	Gain	Loss	Net	TD	Long	Avg.
Ross, Daniel	6	8	0	8	0	4	1.3
Morgan, Donovan	1	2	0	2	1	2	2.0
Allgood, Justin	1	2	0	2	0	2	2.0
Vena, Ryan	4	2	0	2	1	1	0.5
Totals	12	14	0	14	2	4	1.2

Passing	C-A-I	Yds	TD	Long	Sack
Allgood, Justin	25-36-0	300	5	46	1
Team	0-0-0	-7	0	0	0
Totals	25-36-0	293	5	46	1

Receiving	No.	Yds	TD	Long
Morgan, Donovan	14	189	5	46
Newton, Syvelle	6	62	0	17
Brackins, Larry	5	49	0	16
Totals	25	300	5	46

DEFENSE							
Defensive Stats	TT	TFL	Sack	FF	FR	Int-Yds	BrUp
Malone, Antonio	8.0	-	-	-	-	-	1
Varner, Tanner	6.0	-	-	-	-	2-9	-
Martin, Chris	5.0	-	-	-	-	-	-
Alfonzo, DeJuan	4.5	-	-	-	-	-	-
Brown, Mike	3.5	1.0	-	-	-	1-15	-
Bright, Callahan	1.5	-	-	-	-	-	-
Evans, Willie	1.5	1.5	1.5	-	-	-	-
Team	1.0	1.0	1.0	1	-	-	-
Campbell, Darrell	1.0	0.5	0.5	-	-	-	-
Perkins, Brandon	0.5	-	-	-	-	-	-
Richardson, Kent	0.5	-	-	-	-	-	-


WEEK 2

**PHILADELPHIA SOUL 28,
CHICAGO RUSH 62**
MARCH 18, 2011 – ROSEMONT, IL
ALLSTATE ARENA: 10,582
SOUL (1-1) – RUSH (2-0)



OFFENSIVE PLAYER OF THE GAME: RUSS MICHNA (CHI)
DEFENSIVE PLAYER OF THE GAME: VIC HALL (CHI)
IRONMAN OF THE GAME: JOHNNIE KIRTON (CHI)

CHICAGO – The Chicago Rush (2-0) spoiled Mike Hohensee’s return to the Windy City by causing seven turnovers – four interceptions and three fumbles – en route to a 62-28 victory over the Philadelphia Soul (1-1) in front of 10,582 fans on Friday night at the Allstate Arena. Philadelphia QB Justin Allgood finished by connecting on 12-of-22 passes for 165 yards, two touchdowns and three interceptions. QB Ryan Vena was 4-of-7 for 61 yards, one interception and two rushing touchdowns in relief duty. Leading the Soul receivers was Donovan Morgan with nine receptions for 115 yards, while Syvelle Newton had three receptions for 60 yards and one touchdown and Dominique Thompson added two catches for 28 yards and a touchdown. The Rush were led by Russell Offensive Player of the Game, QB Russ Michna’s 21-of-29 passing for 189 yards, three touchdowns and one interception. His main target was WR Micah Rucker, who finished with 11 receptions for 83 yards and two touchdowns. After the Soul opened the scoring, Chicago took control and began a run of 40 unanswered points with the help of seven Philadelphia turnovers in total. The Rush closed things out in the fourth quarter by outscoring Philadelphia 14-7. The 34-point loss was the worst in team history, topping their 53-20 loss to the Columbus Destroyers on March 18, 2006 – five years to the day.

Score by Quarters	1	2	3	4	OT	Final
Philadelphia Soul	7	17	13	15	6	58
Pittsburgh Power	21	6	7	18	0	52

SCORING SUMMARY			
QTR	TIME	PLAY	PHI – CHI
1st	14:14	PHI - NEWTON 34 yd pass from ALLGOOD (PAUL kick)	07 – 00
	10:23	CHI - KIRTON 4 yd run (GOULD kick)	07 – 07
	06:48	PHI - TURKOVICH 6 yd pass from MICHNA, (GOULD kick)	07 – 14
2nd	05:14	CHI - WAUGH 0 yd fumble recovery (GOULD kick)	07 – 21
	10:08	CHI - RUCKER 9 yd pass from MICHNA, Russ (GOULD kick)	07 – 28
	10:08	CHI - KYLES 3 yd net recovery (GOULD kick failed)	07 – 34
	00:26	CHI - KIRTON 1 yd run (GOULD kick blockd)	07 – 40
	00:00	PHI - THOMPSON 16 yd pass from ALLGOOD (PAUL kick)	14 – 40
3rd	05:27	CHI - MICHNA 1 yd run (HALL rush)	14 – 48
	00:13	PHI - VENA 2 yd run (PAUL kick)	21 – 48
4th	12:42	CHI - RUCKER 8 yd pass from MICHNA (GOULD kick)	21 – 55
	08:27	PHI - VENA 3 yd run (PAUL kick)	28 – 55
	01:00	CHI - GRAY 14 yd pass from RANDOLPH (GOULD kick)	28 – 62

TEAM TOTALS	PHI	CHI
First Downs	19	25
Net Yds Rushing	20	22
Net Yds Passing	216	195
Total Offense Yards	236	217
Total Offense Plays	41	48
Fumbles: Number-Lost	5-3	0-0
Penalties: Number-Yds	8-51	9-57
Kickoffs-Yds	4-203	10-542
Average Yds Per Kickoff	50.8	54.2
Net Yds Per Kickoff	48.0	44.2
MFG Ret: Number-Yards-TD	0-0-0	0-0-0
Kickoff Ret: Number-Yds-TD	7-100-0	2-11-0
Interceptions: Number-Yds-TD	1-2-0	4-53-0
Fumble Ret: Number-Yds-TD	0-0-0	2-3-2
Possession Time	26:03	33:57
3rd-Down Conversions	0-3	4-6
4th-Down Conversions	2-3	0-0
Red-Zone Scores-Chances	2-4	6-8
Sacks By: Number-Yds	1-8	3-12
PAT Kicks	4-4	6-8
Field Goals	0-0	0-1
TDs (Rush-Pass-Return)	2-2-0	3-4-2

Rushing	No.	Gain	Loss	Net	TD	Long	Avg.
Thompson, Dominique	2	12	4	8	0	12	4.0
Vena, Ryan	5	11	4	7	2	6	1.4
Ross, Daniel	1	4	0	4	0	4	4.0
Allgood, Justin	1	1	0	1	0	0	1.0
Totals	9	28	8	20	2	12	2.2

Passing	C-A-I	Yds	TD	Long	Sack
Allgood, Justin	12-22-3	167	2	34	3
Vena, Ryan	4-7-1	61	0	22	0
Team	0-0-0	-12	0	0	0
Totals	16-29-4	216	2	34	3

Receiving	No.	Yds	TD	Long
Morgan, Donovan	9	117	0	22
Newton, Syvelle	3	60	1	34
Thompson, Dominique	2	28	1	16
Holstrom, Ryne	2	23	0	13
Totals	16	228	2	34

Defensive Stats	TT	TFL	Sack	FF	FR	Int-Yds	BrUp
Malone, Antonio	6.5	-	-	-	-	-	-
Alfonzo, DeJuan	5.5	1.0	-	-	-	-	-
Bright, Callahan	5.0	1.0	-	-	-	-	-
Varner, Tanner	4.5	-	-	-	-	-	2
Martin, Chris	3.0	0.5	-	-	-	-	-
Perkins, Brandon	3.0	0.5	-	-	-	-	-
Campbell, Darrell	2.0	1.0	1.0	-	-	-	-
Brown, Mike	1.5	-	-	-	-	1-2	-
Hayes, Jerome	1.5	-	-	-	-	-	-
Whitley, Darnell	1.0	-	-	-	-	-	-
Newton, Syvelle	1.0	-	-	-	-	-	-
Morgan, Donovan	1.0	-	-	-	-	-	-
Thompson, Dominique	0.5	-	-	-	-	-	-


WEEK 4
**PHILADELPHIA SOUL 49,
MILWAUKEE MUSTANGS 51**

April 4, 2011 – Milwaukee, WI
Allstate Arena: 2,112
SOUL (1-2) – Mustangs (1-3)



Offensive Player of the Game: R.J. Archer (MKE)
Defensive Player of the Game: Andre Jones (MKE)
Ironman of the Game: Marcus Everett (MKE)

MILWAUKEE – The Milwaukee Mustangs (1-3) recorded their first victory of the season when QB R.J. Archer connected with Dwayne Ely Jr. on a 2-yard score with no time left to steal a 51-49 victory over the Philadelphia Soul (1-2) in front of 2,112 fans on Monday night at the Bradley Center. Philadelphia QB Justin Allgood finished by connecting on 19-of-35 passes for 287 yards, four touchdowns and two interceptions. Leading the Soul receivers was Larry Brackins with seven receptions for 126 yards and two touchdowns, while Alan Turner had six catches for 51 yards and two touchdowns and Donovan Morgan added five catches for 101 yards. The Soul got the scoring started on the first kickoff when James Paul's kick was recovered by Brandon Perkins for a touchdown and a 7-0 Soul lead. Philadelphia's largest lead was 34-9 in the second quarter as they held onto a 40-24 edge at halftime. The Mustangs outscored the Soul 7-3 in the third quarter and continued to surge in the fourth quarter. The Soul looked as though they were going to hold on when Jerome Hayes returned a fumble 47 yards for a score to take a 49-44 lead with under a minute to go. Archer, aided by a drive-sustaining, pass interference call on a fourth-down play, was able to connect with Ely as the clock expired, capping a 20-6 fourth quarter run and taking the victory.

Score by Quarters	1	2	3	4	Final
Philadelphia Soul	20	20	3	6	49
Milwaukee Mustangs	3	21	7	20	51

SCORING SUMMARY

QTR	TIME	PLAY	PHI – MKE
1st	14:51	PHI - PERKINS 4 yd net recovery	07 – 00
	07:04	PHI - TURNER 11 yd pass from ALLGOOD (PAUL kick)	14 – 00
	04:05	MKE - LINDHOLM 20 yd field goal	14 – 03
2nd	02:56	PHI - BRACKINS 22 yd pass from ALLGOOD (PAUL kick failed)	20 – 03
	14:20	MKE - SMITH 9 yd pass from ARCHER (LINDHOLM kick failed)	20 – 09
	11:09	PHI - VENA 1 yd run (PAUL kick)	27 – 09
	07:06	PHI - BRACKINS 33 yd pass from ALLGOOD (PAUL kick)	34 – 09
	05:10	MKE - SMITH 31 yd pass from ARCHER (LINDHOLM kick)	34 – 16
	01:19	PHI - TURNER 6 yd pass from ALLGOOD (PAUL kick failed)	40 – 16
3rd	00:15	MKE - ARCHER 1 yd run (SMITH pass from ARCHER)	40 – 24
	07:47	MKE - ONYEBUAGU 4 yd run (LINDHOLM kick)	40 – 31
	01:30	PHI - PAUL 25 yd field goal	43 – 31
4th	14:25	MKE - ARCHER 1 yd run (LINDHOLM kick)	43 – 38
	03:45	MKE - ELEY 2 yd run (ARCHER pass intercepted)	43 – 44
	01:37	PHI - HAYES 47 yd fumble recovery (ALLGOOD pass failed)	49 – 44
	00:00	MKE - ELEY 2 yd pass from ARCHER (LINDHOLM kick)	49 – 51

TEAM TOTALS	PHI	MKE
First Downs	22	20
Net Yds Rushing	-4	7
Net Yds Passing	285	296
Total Offense Yards	281	303
Total Offense Plays	41	48
Fumbles: Number-Lost	1-1	3-3
Penalties: Number-Yds	11-51	9-48
Kickoffs-Yds	9-436	8-439
Average Yds Per Kickoff	48.4	54.9
Net Yds Per Kickoff	39.1	44.8
MFG Ret: Number-Yards-TD	1-20-0	1-32-0
Kickoff Ret: Number-Yds-TD	6-81-0	5-84-0
Interceptions: Number-Yds-TD	0-0-0	2-25-0
Fumble Ret: Number-Yds-TD	2-51-2	0-0-0
Possession Time	35:08	24:52
3rd-Down Conversions	2-5	3-8
4th-Down Conversions	1-1	2-3
Red-Zone Scores-Chances	2-4	7-9
Sacks By: Number-Yds	1-1	1-2
PAT Kicks	4-6	4-5
Field Goals	1-2	1-2
TDs (Rush-Pass-Return)	1-4-2	4-3-0

Rushing	No.	Gain	Loss	Net	TD	Long	Avg.
Walker, Damian	3	2	0	2	0	1	0.7
Vena, Ryan	1	1	0	1	1	1	1.0
Morgan, Donovan	1	0	7	-7	0	0	-7.0
Totals	5	3	7	-4	1	1	-0.8

Passing	C-A-I	Yds	TD	Long	Sack
Allgood, Justin	19-35-2	287	4	33	1
Team	0-0-0	-2	0	0	0
Totals	19-35-2	285	4	33	1

Receiving	No.	Yds	TD	Long
Brackins, Larry	7	126	2	33
Turner, Alan	6	51	2	11
Morgan, Donovan	5	101	0	23
Walker, Damian	1	9	0	9
Totals	19	287	4	33

Defensive Stats	TT	TFL	Sack	FF	FR	Int-Yds	BrUp
Martin, Chris	7.5	-	-	-	-	-	-
Varner, Tanner	6.5	-	-	-	-	-	-
Brown, Mike	5.5	-	-	-	-	-	1
Richardson, Kent	4.5	-	-	-	-	-	-
Alfonzo, DeJuan	3.5	-	-	-	1	-	2
Morgan, Donovan	1.0	-	-	-	-	-	-
Campbell, Darrell	1.0	1.0	1.0	-	-	-	-
Allgood, Justin	1.0	-	-	-	-	-	-
Fitzgerald, Jeffrey	1.0	-	-	-	-	-	-
Hayes, Jerome	0.5	-	-	-	1	-	-
Perkins, Brandon	-	-	-	-	1	-	-


WEEK 5
**PHILADELPHIA SOUL 46,
ORLANDO PREDATORS 53**

April 9, 2011 – Orlando, FL
Amway Center: 11,789
SOUL (1-3) – Predators (3-1)



Offensive Player of the Game: Bobby Sippio (ORL)
Defensive Player of the Game: Tanner Varner (PHI)
Ironman of the Game: Mike Brown (PHI)

ORLANDO – A late interception by Orlando Predators (3-1) defensive lineman Paul Griffin led to the drive that gave them the 53-46 victory over the Philadelphia Soul (1-3) in front of 11,789 fans on Saturday night at the Amway Center. The Soul, who are on a three-game losing streak, were outscored 35-19 in the second half. Philadelphia QB Ryan Vena finished by connecting on 16-of-26 passes for 263 yards, four touchdowns and two interceptions. Leading the receiving corps for the Soul was Donovan Morgan with seven receptions for 156 yards and three touchdowns, while Syvelle Newton had six receptions for 86 yards and Larry Brackins added three catches for 21 yards and a touchdown. Philadelphia's Tanner Varner was named Riddell Defensive Player of the Game with nine total tackles and two interceptions, including one returned for a touchdown. Philadelphia's Mike Brown had seven total tackles and 118 return yards to earn him JLS Ironman of the Game. The Soul held a 46-45 lead, and possession of the ball, when Orlando's Griffin intercepted a Vena screen pass and gave the Predators opportunity to march down for the winning score. Orlando's James Lynch went in untouched from three yards out and Hill hit Toliver for the two-point conversion and the final score of the game, 53-46.

Score by Quarters	1	2	3	4	Final
Philadelphia Soul	14	13	7	12	46
Orlando Predators	12	6	14	21	53

SCORING SUMMARY

QTR	TIME	PLAY	PHI – ORL
1st	13:00	PHI - VENA 32 yd run (SCACCIA kick)	07 – 00
	06:57	ORL - TOLIVER 4 yd pass from HILL (LEWIS kick failed)	07 – 06
	05:05	PHI - BRACKINS 9 yd pass from VENA (SCACCIA kick)	14 – 06
	00:44	ORL - SIPPIO 10 yd pass from HILL (LEWIS kick failed)	14 – 12
2nd	12:21	PHI - VENA 6 yd run (SCACCIA kick)	21 – 12
	09:13	PHI - VARNER 36 yd interception return (SCACCIA kick failed)	27 – 12
	03:36	ORL - SIPPIO 17 yd pass from HILL (HILL pass intercepted)	27 – 18
3rd	06:27	ORL - TOLIVER 11 yd pass from DRAFTS (LEWIS kick)	27 – 25
	05:17	PHI - MORGAN 42 yd pass from VENA (SCACCIA kick)	34 – 25
	00:22	ORL - TOLIVER 7 yd pass from HILL (LEWIS kick)	34 – 32
4th	12:18	PHI - MORGAN 39 yd pass from VENA (SCACCIA kick failed)	40 – 32
	08:36	ORL - SIPPIO 11 yd pass from HILL (LEWIS kick)	40 – 39
	03:30	ORL - SIPPIO 6 yd pass from HILL (HILL pass failed)	40 – 45
	00:44	PHI - MORGAN 24 yd pass from VENA (VENA pass failed)	46 – 45
	00:18	ORL - LYNCH 3 yd run (TOLIVER pass from HILL)	46 – 53

TEAM TOTALS	PHI	ORL
First Downs	14	24
Net Yds Rushing	48	26
Net Yds Passing	251	307
Total Offense Yards	299	333
Total Offense Plays	32	55
Fumbles: Number-Lost	0-0	2-0
Penalties: Number-Yds	6-32	4-28
Kickoffs-Yds	8-449	9-496
Average Yds Per Kickoff	56.1	55.1
Net Yds Per Kickoff	44.9	41.6
MFG Ret: Number-Yards-TD	0-0-0	0-0-0
Kickoff Ret: Number-Yds-TD	7-122-0	5-90-0
Interceptions: Number-Yds-TD	1-36-1	2-4-0
Fumble Ret: Number-Yds-TD	0-0-0	0-0-0
Possession Time	20:15	39:45
3rd-Down Conversions	2-4	5-8
4th-Down Conversions	1-2	2-2
Red-Zone Scores-Chances	2-3	5-5
Sacks By: Number-Yds	2-13	2-12
PAT Kicks	4-6	3-5
Field Goals	0-1	0-1
TDs (Rush-Pass-Return)	2-4-1	1-7-0

Rushing	No.	Gain	Loss	Net	TD	Long	Avg.
Vena, Ryan	3	47	0	47	2	32	15.7
Walker, Damian	1	1	0	1	0	1	1.0
Totals	4	48	0	48	2	32	12.0

Passing	C-A-I	Yds	TD	Long	Sack
Vena, Ryan	16-26-2	263	4	42	2
Team	0-0-0	-12	0	0	0
Totals	16-26-2	251	4	42	2

Receiving	No.	Yds	TD	Long
Morgan, Donovan	7	156	3	42
Newton, Syvelle	6	86	0	24
Brackins, Larry	3	21	1	9
Totals	16	263	4	42

Defensive Stats	TT	TFL	Sack	FF	FR	Int-Yds	BrUp
Varner, Tanner	9.0	-	-	-	-	1-36	1
Alfonzo, DeJuan	7.0	1.0	-	-	-	-	-
Brown, Mike	7.0	-	-	-	-	-	-
Malone, Antonio	5.0	-	-	-	-	-	-
Barno, Dustin	3.0	1.0	1.0	-	-	-	-
Perkins, Brandon	2.0	1.0	1.0	-	-	-	-
Fitzgerald, Jeffrey	2.0	-	-	-	-	-	-
Hayes, Jerome	1.0	1.0	-	-	-	-	-
Aumaitre, Nyere	1.0	-	-	-	-	-	-
Richardson, Kent	1.0	-	-	-	-	-	-
McMackin, Rob	1.0	-	-	-	-	-	-
Brackins, Larry	-	-	-	-	-	-	-



WEEK 6
TAMPA BAY STORM 51,
PHILADELPHIA SOUL 48
 April 15, 2011 – Philadelphia, PA
 Wells Fargo Center: 12,893
 Storm (2-3) – SOUL (1-4)



Offensive Player of the Game: Hank Edwards (TBY)
Defensive Player of the Game: Tim McGill (TBY)
Ironman of the Game: Eric Ortiz (TBY)

PHILADELPHIA – In their first home game in 1,008 days, the Philadelphia Soul fell to the Tampa Bay Storm 51-48 after Storm kicker Kyle Chilton hit a 30-yard game-winning field goal with no time remaining, in front of 12,893 fans on Friday night. The last time the Soul played in Philadelphia was on July 12, 2008 when they defeated the Cleveland Gladiators 70-35 to become National Conference champions and advance to the Arena Bowl. In an offensive minded game, special teams would prove to be the deciding factor. Following touchdowns by both teams, which would have tied the game at 14 with 2:18 left in the first quarter, Chilton's extra point attempt hit the upright giving the Soul a 14-13 lead, a lead which they would hold until the waning minutes of the fourth quarter. Tampa Bay's Erick McIntosh provided the pivotal play in the game when he intercepted Vena with 3:45 left in the game, which setup Edwards four-yard touchdown reception to give the Storm a 48-41 lead, their first lead of the game. The Soul rallied to tie the score at 48 with 0:46 left, but the tie would not last, as Gregory drove the Storm to the Soul 20-yard line and set up Chilton's game winning 30-yard field goal with no time left on the clock.

Score by Quarters	1	2	3	4	Final
Tampa Bay Storm	14	13	7	12	46
Philadelphia Soul	12	6	14	21	53

SCORING SUMMARY			
QTR	TIME	PLAY	TBY – PHI
1st	10:16	PHI - VENA 9 yd run (SCACCIA kick)	00 – 07
	05:58	TBY - EDWARDS 3 yd pass from GREGORY (CHILTON kick)	07 – 07
	04:47	PHI - MORGAN 37 yd pass from VENA (SCACCIA kick)	07 – 14
	02:18	TBY - EDWARDS 6 yd pass from GREGORY (CHILTON kick failed)	13 – 14
2nd	12:46	PHI - VENA 1 yd run (SCACCIA kick)	13 – 21
	01:33	TBY - WHITTAKER 9 yd pass from GREGORY (CHILTON kick)	20 – 21
	00:57	PHI - VARNER 12 yd kickoff return (SCACCIA kick)	20 – 28
	00:16	TBY - JACKSON 4 yd pass from GREGORY (CHILTON kick blocked)	26 – 28
3rd	12:45	PHI - NEWTON 16 yd pass from VENA (SCACCIA kick)	26 – 35
	00:56	PHI - MORGAN 11 yd pass from VENA (SCACCIA kick failed)	26 – 41
4th	13:32	TBY - ORTIZ 1 yd run (EDWARDS pass from GREGORY)	34 – 41
	08:35	TBY - EDWARDS 4 yd pass from GREGORY (CHILTON kick)	41 – 41
	02:43	TBY - EDWARDS 4 yd pass from GREGORY (CHILTON kick)	48 – 41
	00:46	PHI - NEWTON 33 yd pass from VENA (SCACCIA kick)	48 – 48
	00:00	TBY - CHILTON 30 yd field goal	51 – 48

TEAM TOTALS	TBY	PHI
First Downs	20	20
Net Yds Rushing	15	15
Net Yds Passing	199	200
Total Offense Yards	214	215
Total Offense Plays	26	42
Fumbles: Number-Lost	1-1	2-0
Penalties: Number-Yds	13-93	12-74
Kickoffs-Yds	7-391	7-381
Average Yds Per Kickoff	55.9	54.4
Net Yds Per Kickoff	40.1	42.9
MFG Ret: Number-Yards-TD	1-3-0	0-0-0
Kickoff Ret: Number-Yds-TD	4-81-0	7-110-1
Interceptions: Number-Yds-TD	1-9-0	2-21-0
Fumble Ret: Number-Yds-TD	0-0-0	1-5-0
Possession Time	23:52	36:08
3rd-Down Conversions	1-4	2-6
4th-Down Conversions	2-2	1-3
Red-Zone Scores-Chances	7-7	3-4
Sacks By: Number-Yds	5-25	2-12
PAT Kicks	4-6	6-7
Field Goals	1-1	0-1
TDs (Rush-Pass-Return)	1-6-0	2-4-1

Rushing	No.	Gain	Loss	Net	TD	Long	Avg.
Vena, Ryan	4	15	0	15	2	9	3.8
Totals	4	15	0	15	2	9	3.8

Passing	C-A-I	Yds	TD	Long	Sack
Vena, Ryan	18-33-1	225	4	37	5
Team	0-0-0	-25	0	0	0
Totals	18-33-1	200	4	37	5

Receiving	No.	Yds	TD	Long
Newton, Syvelle	7	105	2	33
Morgan, Donovan	7	98	2	37
Brackins, Larry	3	15	0	8
Nsekhe, Ty	1	7	0	7
Totals	18	225	4	37

Defensive Stats	TT	TFL	Sack	FF	FR	Int-Yds	BrUp
Varner, Tanner	9.5	-	-	-	1	1-21	-
Malone, Antonio	4.5	-	-	-	-	1-0	1
Brown, Mike	3.5	-	-	-	-	-	-
Perkins, Brandon	2.5	1.5	0.5	-	-	-	-
Alfonzo, DeJuan	2.5	-	-	-	-	-	-
Newton, Syvelle	1.0	-	-	-	-	-	-
Evans, Willie	1.0	-	-	-	-	-	-
Barno, Dustin	1.0	1.0	1.0	-	-	-	-
Scaccia, Massimo	0.5	-	-	-	-	-	-
Campbell, Darrell	0.5	0.5	0.5	-	-	-	-
Nsekhe, Ty	0.5	-	-	-	-	-	-


WEEK 7
**PHILADELPHIA SOUL 61,
SAN JOSE SABERCATS 68**

April 22, 2011 – San Jose, CA
HP Pavilion: 8,663
SOUL (1-5) – SaberCats (5-2)



Offensive Player of the Game: Mark Grieb (SJS)
Defensive Player of the Game: Jamario O'Neal (SJS)
Ironman of the Game: Chido Nwokocha (SJS)

SAN JOSE – A 34-point fourth quarter wasn't enough as the Philadelphia Soul (1-5) were unable to overcome a 25-point deficit and the San Jose SaberCats (5-2) secured the 68-61 victory over the Soul in front of 8,663 fans on Friday night at the HP Pavilion. Philadelphia QB, Justin Allgood finished by connecting on 15-of-24 passes for 135 yards, two touchdowns and one interception before getting leaving with a possible concussion. Ryan Vena finished 12-of-16 passing for 217 yards, five touchdowns and no interceptions in relief duty. Leading the receiving corps for the Soul was Donovan Morgan with 11 receptions for 163 yards and two touchdowns, while Syvelle Newton had six receptions for 82 yards and two touchdowns and Keith Stokes added eight catches for 81 yards and three touchdowns. San Jose QB Mark Grieb completed 18-of-28 passes for 221 yards, four touchdowns and one interception. Nichir Flowers led SaberCats receivers with six receptions for 70 yards and two touchdowns. In the fourth quarter, San Jose's Jamario Nwokocha hauled in a 17-yard touchdown reception over the boards to push the lead to 52-27 – their largest lead of the evening. The Soul mounted a comeback with five touchdowns in the final 11 minutes, yet fell short by a score.

Score by Quarters	1	2	3	4	Final
Philadelphia Soul	7	13	7	34	61
San Jose SaberCats	14	17	14	23	68

SCORING SUMMARY

QTR	TIME	PLAY	PHI – SJS
1st	10:30	SJS - COOK 4 yd run (GAMBOA kick)	00 – 07
	03:34	PHI - MORGAN 3 yd pass from ALLGOOD (SCACCIA kick)	07 – 07
	01:29	SJS - FLOWERS 27 yd pass from GRIEB (GAMBOA kick)	07 – 14
2nd	11:52	PHI - ROSS 3 yd run (SCACCIA kick failed)	13 – 14
	10:52	SJS - NWOKOCHA 45 yd pass from GRIEB (GAMBOA kick)	13 – 21
	06:37	PHI - STOKES 0 yd fumble recovery (SCACCIA kick)	20 – 21
	01:55	SJS - FLOWERS 1 yd run (GAMBOA kick)	20 – 28
	00:13	SJS - GAMBOA 38 yd field goal	20 – 31
3rd	10:57	SJS - FLOWERS 6 yd pass from GRIEB (GAMBOA kick)	20 – 38
	09:37	SJS - O'NEAL 10 yd interception return (GAMBOA kick)	20 – 45
	01:57	PHI - STOKES 11 yd pass from VENA (SCACCIA kick)	27 – 45
4th	14:51	SJS - NWOKOCHA 17 yd pass from GRIEB (GAMBOA kick)	27 – 52
	10:50	PHI - NEWTON 5 yd pass from VENA (SCACCIA kick)	34 – 52
	07:59	SJS - COOK 3 yd run (GAMBOA kick)	34 – 59
	06:29	PHI - MORGAN 45 yd pass from VENA (SCACCIA kick)	41 – 59
	03:23	SJS - GAMBOA 16 yd field goal	41 – 62
	02:03	PHI - NEWTON 45 yd pass from VENA (SCACCIA kick)	48 – 62
	00:47	PHI - VENA 4 yd run (SCACCIA kick failed)	54 – 62
	00:19	SJS - GRIEB 4 yd run (GAMBOA kick failed)	54 – 68
	00:00	PHI - STOKES 25 yd pass from VENA (SCACCIA kick)	61 – 68

TEAM TOTALS	PHI	SJS
First Downs	24	19
Net Yds Rushing	10	16
Net Yds Passing	347	221
Total Offense Yards	357	237
Total Offense Plays	45	37
Fumbles: Number-Lost	1-0	4-1
Penalties: Number-Yds	12-81	9-72
Kickoffs-Yds	5-287	12-669
Average Yds Per Kickoff	57.4	55.8
Net Yds Per Kickoff	38.6	45.3
MFG Ret: Number-Yards-TD	0-0-0	3-89-0
Kickoff Ret: Number-Yds-TD	8-125-0	7-94-0
Interceptions: Number-Yds-TD	1-19-0	1-10-1
Fumble Ret: Number-Yds-TD	0-0-1	0-0-0
Possession Time	31:58	28:02
3rd-Down Conversions	1-5	3-6
4th-Down Conversions	1-2	0-0
Red-Zone Scores-Chances	5-5	6-6
Sacks By: Number-Yds	0-0	2-5
PAT Kicks	7-9	8-9
Field Goals	0-3	2-2
TDs (Rush-Pass-Return)	2-6-1	4-4-1

Rushing	No.	Gain	Loss	Net	TD	Long	Avg.
Vena, Ryan	1	4	0	4	1	4	4.0
Ross, Daniel	1	3	0	3	1	3	3.0
Stokes, Keith	1	3	0	3	0	3	3.0
Totals	3	10	0	10	2	4	3.3

Passing	C-A-I	Yds	TD	Long	Sack
Allgood, Justin	15-24-1	135	1	17	0
Vena, Ryan	12-16-0	217	5	45	2
Team	0-0-0	-5	0	0	0
Totals	27-40-1	347	6	45	2

Receiving	No.	Yds	TD	Long
Morgan, Donovan	11	163	2	45
Stokes, Keith	8	81	2	25
Newton, Syvelle	6	82	2	45
Whitley, Darnell	1	20	0	20
Nsekhe, Ty	1	6	0	6
Totals	27	352	6	45

Defensive Stats	TT	TFL	Sack	FF	FR	Int-Yds	BrUp
Malone, Antonio	4.5	-	-	-	-	-	3
Fitzgerald, Jeffrey	4.0	-	-	-	-	-	-
Alfonzo, DeJuan	4.0	-	-	-	-	-	-
Brown, Mike	3.5	-	-	-	-	1-19	-
Barno, Dustin	2.5	-	-	-	-	-	-
Nsekhe, Ty	2.0	-	-	-	-	-	-
Evans, Willie	2.0	-	-	-	-	-	-
Perkins, Brandon	1.5	-	-	-	-	-	-
Richardson, Kent	1.5	-	-	-	-	-	-
Varner, Tanner	1.5	-	-	-	-	-	1
Scaccia, Massimo	1.0	-	-	-	-	-	-
Whitley, Darnell	1.0	-	-	-	-	-	-

WEEK 8

**PHILADELPHIA SOUL 76,
IOWA BARNSTORMERS 62**
April 30, 2011 – Des Moines, IA
Wells Fargo Arena: 8,103
SOUL (2-5) – Barnstormers (2-5)



Offensive Player of the Game: Ryan Vena (PHI)
Defensive Player of the Game: Tanner Varner (PHI)
Ironman of the Game: Errick McCown (IOW)

DES MOINES – The Philadelphia Soul (2-5) defense forced four turnovers, scoring on two, and held off the Iowa Barnstormers (2-5) to secure the 76-62 road victory in front of 8,103 fans on Saturday night at the Wells Fargo Arena. The Soul, who snapped a five-game losing streak, posted a season-high 76 points in the victory – the most points in a regular-season game since April 21, 2008 when they defeated the Columbus Destroyers, 76-55. Philadelphia QB Ryan Vena, who earned National Guard MVP, finished by connecting on 20-of-30 passes for 317 yards, eight touchdowns and one interception. Leading the receiving corps for the Soul was Keith Stokes with 11 receptions for 159 yards and three touchdowns, while Syvelle Newton had four receptions for 85 yards and three touchdowns and Donovan Morgan added three catches for 45 yards and a touchdown. Tanner Varner, who earned Riddell Defensive Player of the Game, added eight total tackles and an 8-yard interception return for a touchdown. Philadelphia, who has had fourth quarter troubles, got touchdowns from Stokes and Newton, while DeJuan Alfonzo sealed the victory with his 39-yard interception return for a touchdown en route to 76-62 victory.

Score by Quarters	1	2	3	4	Final
Philadelphia Soul	14	27	14	21	76
Iowa Barnstormers	6	21	13	22	62

SCORING SUMMARY

QTR	TIME	PLAY	PHI – IOW
1st	13:14	IOW - BLYTHE 23 yd pass from BANKS (SCHLICHER kick failed)	00 – 06
	11:14	PHI - STOKES 49 yd pass from VENA (SMITH kick)	07 – 06
	00:23	PHI - STOKES 14 yd pass from VENA (SMITH kick)	14 – 06
2nd	12:23	PHI - WHITLEY 2 yd run (SMITH kick)	21 – 06
	08:00	IOW - MCCOWN 7 yd pass from BANKS (SCHLICHER kick)	21 – 13
	05:28	PHI - NSEKHE 17 yd pass from VENA (SMITH kick)	28 – 13
	02:18	IOW - BLYTHE 16 yd pass from BANKS (SCHLICHER kick)	28 – 20
	00:32	PHI - MORGAN 24 yd pass from VENA (SMITH kick failed)	34 – 20
	00:21	IOW - SCHMIDT 18 yd pass from BANKS (SCHLICHER kick)	34 – 27
	00:04	PHI - NEWTON 10 yd pass from VENA (SMITH kick)	41 – 27
3rd	13:53	PHI - NEWTON 28 yd pass from VENA (SMITH kick)	48 – 27
	12:38	PHI - VARNER 8 yd interception return (SMITH kick)	55 – 27
	10:55	IOW - MCCOWN 4 yd pass from BANKS (SCHLICHER kick failed)	55 – 33
	00:00	IOW - BLYTHE 13 yd pass from BANKS (SCHLICHER kick)	55 – 40
4th	11:46	PHI - STOKES 13 yd pass from VENA (SMITH kick)	62 – 40
	08:31	PHI - ALFONZO 39 yd interception return (SMITH kick)	69 – 40
	06:06	IOW - SCHMIDT 16 yd pass from BANKS (SCHLICHER kick)	69 – 47
	04:37	PHI - NEWTON 45 yd pass from VENA (SMITH kick)	76 – 47
	01:11	IOW - MCCOWN 5 yd pass from BANKS (SCHLICHER kick)	76 – 54
	00:32	IOW - BLYTHE 10 yd pass from BANKS (MCCOWN pass from BANKS)	76 – 62

TEAM TOTALS	PHI	IOW
First Downs	21	31
Net Yds Rushing	18	17
Net Yds Passing	317	382
Total Offense Yards	335	399
Total Offense Plays	38	49
Fumbles: Number-Lost	1-1	2-2
Penalties: Number-Yds	8-48	11-73
Kickoffs-Yds	12-643	10-498
Average Yds Per Kickoff	53.6	49.8
Net Yds Per Kickoff	42.8	41.9
MFG Ret: Number-Yards-TD	1-32-0	0-0-0
Kickoff Ret: Number-Yds-TD	5-79-0	11-130-0
Interceptions: Number-Yds-TD	2-47-2	1-0-0
Fumble Ret: Number-Yds-TD	1-3-0	1-7-0
Possession Time	28:53	31:07
3rd-Down Conversions	2-5	2-3
4th-Down Conversions	1-2	0-0
Red-Zone Scores-Chances	2-3	5-5
Sacks By: Number-Yds	2-15	0-0
PAT Kicks	10-11	6-8
Field Goals	0-0	0-1
TDs (Rush-Pass-Return)	1-8-2	0-9-0

Rushing	No.	Gain	Loss	Net	TD	Long	Avg.
Whitley, Darnell	5	10	0	10	1	5	2.0
Morgan, Donovan	1	5	0	5	0	5	5.0
Vena, Ryan	2	3	0	3	0	2	1.5
Totals	8	18	0	18	1	5	2.2

Passing	C-A-I	Yds	TD	Long	Sack
Vena, Ryan	20-30-1	317	8	49	0
Totals	20-30-1	317	8	49	0

Receiving	No.	Yds	TD	Long
Stokes, Keith	11	159	3	49
Newton, Syvelle	4	85	3	45
Morgan, Donovan	3	45	1	24
Nsekhe, Ty	1	17	1	17
Whitley, Darnell	1	11	0	11
Totals	20	317	8	49

Defensive Stats	TT	TFL	Sack	FF	FR	Int-Yds	BrUp
Varner, Tanner	8.0	-	-	-	-	1-8	-
Brown, Mike	8.0	-	-	-	-	-	1
Malone, Antonio	8.0	-	-	-	-	-	1
Perkins, Brandon	5.0	1.0	1.0	-	-	-	-
Richardson, Kent	4.0	-	-	-	-	-	-
Fitzgerald, Jeffrey	3.0	1.0	1.0	1	1	-	-
Alfonzo, DeJuan	2.0	-	-	-	1	1-39	-
Brackins, Larry	1.0	-	-	-	-	-	-
Newton, Syvelle	1.0	-	-	-	-	-	-
Campbell, Darrell	1.0	-	-	-	-	-	-
Stokes, Keith	1.0	-	-	-	-	-	-



WEEK 9
JACKSONVILLE SHARKS 58,
PHILADELPHIA SOUL 42
 May 6, 2011 – Philadelphia, PA
 Wells Fargo Center: 8,429
 Sharks (7-1) – SOUL (2-6)



Offensive Player of the Game: Jomo Wilson (JAX)
Defensive Player of the Game: Terrance Smith (JAX)
Ironman of the Game: Keith Stokes (PHI)

PHILADELPHIA – The Philadelphia Soul (2-6) were unable to slow the attacking offense of the Jacksonville Sharks (7-1) or overcome double-digit deficits throughout the second half as the Soul were defeated 58-42 in front of 8,429 fans on Friday night at the Wells Fargo Center. Soul QB Ryan Vena completed 11-of-23 passes for 123 yards, three touchdowns, and two interceptions before being replaced by Justin Allgood at 5:24 in the third quarter. Three plays later, Sharks defensive back Terrance Smith hauled in an interception and returned it 41 yards for a touchdown, giving the Sharks a 37-21 lead at the end of the third and earning him the Spalding Play of the Game. Allgood finished the game by completing 8-of-15 passes for 127 yards, two touchdowns, and an interception. The teams traded three touchdowns each throughout the final frame, but the Sharks offensive attack proved to be too lethal as they maintained their 17-point lead to finish off the Soul by a score of 58-42. Garcia displayed his play calling prowess throughout the contest, completing 21-of-31 passes for 271 yards and five touchdowns. Wilson caught 11 of those passes for 148 yards and three touchdowns. The Soul were unable to put together consecutive wins for the first time this season while the Sharks win their seventh straight.

Score by Quarters	1	2	3	4	Final
Jacksonville Sharks	14	16	7	21	58
Philadelphia Soul	7	14	0	21	42

SCORING SUMMARY

QTR	TIME	PLAY	JAX – PHI
1st	08:29	PHI - STOKES 28 yd pass from VENA (SMITH kick)	00 – 07
	05:33	JAX - HARVEY 20 yd pass from GARCIA (CAPOZZOLI kick)	07 – 07
	03:49	JAX - WILSON 29 yd pass from GARCIA (CAPOZZOLI kick)	14 – 07
2nd	13:06	JAX - WILSON 8 yd pass from GARCIA (CAPOZZOLI kick)	21 – 07
	11:21	PHI - NEWTON 13 yd pass from VENA (SMITH kick)	21 – 14
	01:13	JAX - GRIFFIN 2 yd run (CAPOZZOLI rush fumbled)	27 – 14
	00:19	PHI - MORGAN 7 yd pass from VENA (SMITH kick)	27 – 21
	00:00	JAX - CAPOZZOLI 25 yd field goal	30 – 21
3rd	03:16	PHI - SMITH 41 yd interception return (CAPOZZOLI kick)	37 – 21
4th	09:56	JAX - HARVEY 13 yd pass from GARCIA (CAPOZZOLI kick)	44 – 21
	09:08	PHI - STOKES 57 yd kickoff return (SMITH kick)	44 – 28
	08:01	JAX - WILSON 4 yd pass from GARCIA (CAPOZZOLI kick)	51 – 28
	05:26	PHI - MORGAN 7 yd pass from ALLGOOD (SMITH kick)	51 – 35
	04:04	JAX - GRIFFIN 2 yd run (CAPOZZOLI kick)	58 – 35
	00:55	PHI - BRACKINS 10 yd pass from ALLGOOD (SMITH kick)	58 – 42

TEAM TOTALS	JAX	PHI
First Downs	18	17
Net Yds Rushing	12	2
Net Yds Passing	265	244
Total Offense Yards	277	246
Total Offense Plays	39	46
Fumbles: Number-Lost	2-1	1-1
Penalties: Number-Yds	7-53	13-60
Kickoffs-Yds	8-434	4-224
Average Yds Per Kickoff	54.2	56.0
Net Yds Per Kickoff	33.0	46.5
MFG Ret: Number-Yards-TD	0-0-0	0-0-0
Kickoff Ret: Number-Yds-TD	3-38-0	8-170-1
Interceptions: Number-Yds-TD	3-57-1	0-0-0
Fumble Ret: Number-Yds-TD	0-0-0	1-1-0
Possession Time	29:14	30:46
3rd-Down Conversions	4-6	0-6
4th-Down Conversions	0-1	2-5
Red-Zone Scores-Chances	5-8	3-8
Sacks By: Number-Yds	2-6	1-6
PAT Kicks	7-8	6-6
Field Goals	1-2	0-0
TDs (Rush-Pass-Return)	2-5-1	0-5-1

Rushing	No.	Gain	Loss	Net	TD	Long	Avg.
Whitely, Darnell	3	7	0	7	0	4	2.3
Vena, Ryan	3	0	5	-5	0	0	-1.7
Totals	6	7	5	2	0	4	0.3

Passing	C-A-I	Yds	TD	Long	Sack
Vena, Ryan	11-23-2	123	3	28	2
Allgood, Justin	8-15-1	127	2	27	0
Team	0-0-0	-6	0	0	0
Totals	19-38-3	244	5	28	2

Receiving	No.	Yds	TD	Long
Morgan, Donovan	9	134	2	27
Newton, Syvelle	5	60	1	16
Stokes, Keith	2	25	1	28
Brackins, Larry	2	22	1	12
Nsekhe, Ty	1	9	0	9
Totals	19	250	5	28

Defensive Stats	TT	TFL	Sack	FF	FR	Int-Yds	BrUp
Brown, Mike	6.0	1.0	-	-	-	-	-
Sadler, James	5.0	-	-	-	-	-	-
Alfonzo, DeJuan	5.0	-	-	-	-	-	-
Perkins, Brandon	4.0	-	-	-	-	-	-
Richardson, Kent	2.0	-	-	1	-	-	1
Campbell, Darrell	1.5	1.0	-	1	-	1.0	-
Hayes, Jerome	1.0	-	-	-	-	-	-
Whitley, Darnell	1.0	-	-	-	-	-	-
Barno, Dustin	0.5	-	-	-	-	-	-
Fitzgerald, Jeffrey	-	-	-	-	1	-	-



WEEK 10
GEORGIA FORCE 49,
PHILADELPHIA SOUL 68
 May 13, 2011 – Philadelphia, PA
 Wells Fargo Center: 7,551
 Force (5-4) – SOUL (3-6)



Offensive Player of the Game: Donovan Morgan (PHI)
Defensive Player of the Game: Darrell Campbell (PHI)
Ironman of the Game: C.J. Johnson (GEO)

PHILADELPHIA – The Philadelphia Soul (3-6) win their first home game of the season by forcing four Georgia (5-4) turnovers and capitalizing offensively, outscoring the Force 47-28 at the half, and finishing with a 68-49 victory in front of 7,551 fans. The 47-point first half ties a Soul all-time record for most points in a half, set on May 27, 2007 at the Austin Wranglers. Soul QB Ryan Vena completed 20-of-28 passes for 320 yards and seven touchdowns while adding two rushing touchdowns. Soul receivers were led by National Guard MVP and Offensive Player of the Game, Donovan Morgan, with five catches for 135 yards and four touchdowns. Syvelle Newton added 124 yards and a touchdown on nine catches, with Keith Stokes recording 46 yards and a touchdown on five catches. The Soul defense came away with three interceptions, one by defensive lineman Jeffrey Fitzgerald, a fumble, and nose guard Darrell Campbell adding two sacks, giving him six this year. Vena's second rushing touchdown of the game at 11:53 in the fourth, followed by a 35-yard Morgan touchdown reception put the game out of reach as the Soul improve to 1-2 at home.

Score by Quarters	1	2	3	4	Final
Georgia Force	14	14	14	7	49
Philadelphia Soul	20	27	7	14	68

SCORING SUMMARY					
QTR	TIME	PLAY	GEO – PHI		
1st	12:23	PHI - NEWTON 38 yd pass from VENA (SMITH kick blockd)	00	–	06
	09:53	GEO - PURIFY 1 yd pass from ELLIOTT (MARTINEZ kick)	07	–	06
2nd	06:52	PHI - WHITLEY 15 yd pass from VENA (SMITH kick)	07	–	13
	03:02	GEO - PURIFY 12 yd pass from ELLIOTT (MARTINEZ kick)	14	–	13
	01:02	PHI - STOKES 11 yd pass from VENA (SMITH kick)	14	–	20
	08:31	GEO - PURIFY 9 yd pass from ELLIOTT (MARTINEZ kick)	21	–	20
3rd	06:04	PHI - MORGAN 45 yd pass from VENA (SMITH kick)	21	–	27
	03:59	GEO - PURIFY, 2 yd pass from SHIPP (MARTINEZ kick)	28	–	27
	02:17	PHI - MORGAN 45 yd pass from VENA (SMITH kick)	28	–	34
	00:56	PHI - VENA 1 yd run (SMITH kick failed)	28	–	40
	00:40	PHI - MORGAN 3 yd pass from VENA (SMITH kick)	28	–	47
4th	14:44	GEO - JOHNSON 56 yd kickoff return (MARTINEZ kick)	35	–	47
	08:46	PHI - WALKER 5 yd run (SMITH kick)	35	–	54
	03:05	GEO - PURIFY 9 yd pass from ELLIOTT (MARTINEZ kick)	42	–	54
4th	11:53	PHI - VENA 1 yd run (SMITH kick)	42	–	61
	05:13	PHI - MORGAN 35 yd pass from VENA (SMITH kick)	42	–	68
	01:16	GEO - JOHNSON 44 yd pass from ELLIOTT (MARTINEZ kick)	49	–	68

TEAM TOTALS	GEO	PHI
First Downs	18	17
Net Yds Rushing	0	18
Net Yds Passing	292	314
Total Offense Yards	292	332
Total Offense Plays	51	35
Fumbles: Number-Lost	2-1	1-0
Penalties: Number-Yds	6-19	4-22
Kickoffs-Yds	8-445	11-629
Average Yds Per Kickoff	55.6	57.2
Net Yds Per Kickoff	45.5	43.6
MFG Ret: Number-Yards-TD	0-0-0	0-0-0
Kickoff Ret: Number-Yds-TD	7-149-1	6-81-0
Interceptions: Number-Yds-TD	2-10-0	3-2-0
Fumble Ret: Number-Yds-TD	0-0-0	0-1-0
Possession Time	32:56	27:04
3rd-Down Conversions	2-7	2-4
4th-Down Conversions	1-2	2-2
Red-Zone Scores-Chances	5-7	6-6
Sacks By: Number-Yds	1-6	2-11
PAT Kicks	7-7	8-10
Field Goals	0-1	0-0
TDs (Rush-Pass-Return)	0-6-1	3-7-0

Rushing	No.	Gain	Loss	Net	TD	Long	Avg.
Stokes, Keith	1	6	0	6	0	6	6.0
Walker, Damian	1	5	0	5	1	5	5.0
Newton, Syvelle	1	4	0	4	0	4	4.0
Vena, Ryan	3	3	0	3	2	1	1.0
Totals	6	18	0	18	3	6	3.0

Passing	C-A-I	Yds	TD	Long	Sack
Vena, Ryan	20-28-2	320	7	45	1
Team	0-0-0	-6	0	0	0
Totals	20-28-2	314	7	45	1

Receiving	No.	Yds	TD	Long
Newton, Syvelle	9	124	1	38
Morgan, Donovan	5	135	4	45
Stokes, Keith	5	46	1	15
Whitley, Darnell	1	15	1	15
Totals	20	320	7	45

Defensive Stats	TT	TFL	Sack	FF	FR	Int-Yds	BrUp
Richardson, Kent	8.0	-	-	-	-	-	-
Martin, Chris	6.0	-	-	-	-	-	-
Brackins, Larry	3.0	-	-	-	-	-	-
Perkins, Brandon	2.0	-	-	-	-	-	-
Campbell, Darrell	2.0	2.0	2.0	-	-	-	-
Hayes, Jerome	2.0	0.5	-	-	-	-	1
Brown, Mike	1.5	-	-	-	-	1-0	-
Sadler, James	1.0	-	-	-	-	1-1	-
Morgan, Donovan	1.0	-	-	-	-	-	-
Barno, Dustin	0.5	0.5	-	-	1	-	1
Fitzgerald, Jeffrey	-	-	-	-	-	1-1	1



WEEK 11
PHILADELPHIA SOUL 41,
CLEVELAND GLADIATORS 59
 May 21, 2011 – Cleveland, OH
 Quicken Loans Arena: 7,979
 SOUL (3-7) – Gladiators (6-3)



Offensive Player of the Game: Kurt Rocco (CLE)
Defensive Player of the Game: Drew Berube (CLE)
Ironman of the Game: Robert Redd (CLE)

CLEVELAND – After a fourth-down, goal-line stop by the Philadelphia Soul (3-7) in the third quarter, a late flag for a defensive penalty allowed the Cleveland Gladiators (6-3) to finish the drive with a touchdown, claim momentum, and win running away, 59-41, in front of 7,979 fans at the Quicken Loans Arena on Saturday night. Soul QB Ryan Vena completed 20-of-31 passes for 249 yards, six touchdowns, and an interception. Receiver Donovan Morgan caught nine receptions for 132 yards and four touchdowns with Syvelle Newton adding seven receptions for 49 yards and two touchdowns, and Keith Stokes catching three passes for 39 yards. The tide turned for the Soul in the third quarter after the fourth down penalty. Linebacker Brandon Perkins was called for being “out of the box” after it appeared the defense halted the Gladiator drive. Cleveland capitalized with a rushing touchdown, a safety on the following kickoff, and a receiving touchdown to put the Gladiators up 39-20 with 7:52 remaining in the quarter. Each team added 14 points in a fourth quarter that was marred by fights, causing a total of six players to be ejected from the game, three from each side. The Gladiators’ Rocco completed 18-of-29 passes for 233 yards and seven touchdowns, earning him Russell Offensive Player of the Game honors. Redd was named National Guard MVP and JLS Ironman of the Game with his eight receptions for 113 yards and four touchdown, adding five kick returns for 135 yards.

Score by Quarters	1	2	3	4	Final
Philadelphia Soul	6	14	7	14	41
Cleveland Gladiators	7	16	22	14	59

SCORING SUMMARY				
QTR	TIME	PLAY	PHI – CLE	
1st	08:46	CLE - REDD 18 yd pass from ROCCO (DENNY kick)	00 – 07	
	05:13	PHI - NEWTON 10 yd pass from VENA (SMITH kick failed)	06 – 07	
2nd	14:53	CLE - REDD 15 yd pass from ROCCO (DENNY kick)	06 – 14	
	13:27	CLE - HOKE safety	06 – 16	
	11:40	CLE - TADISCH 15 yd pass from ROCCO (DENNY kick)	06 – 23	
	08:55	PHI - MORGAN 10 yd pass from VENA (SMITH kick)	13 – 23	
3rd	00:02	PHI - NEWTON 5 yd pass from VENA (SMITH kick)	20 – 23	
	09:22	CLE - MONK 3 yd run (DENNY kick)	20 – 30	
	08:31	CLE - BERUBE safety	20 – 32	
	07:52	CLE - LEWIS 10 yd pass from ROCCO (DENNY kick)	20 – 39	
	06:45	PHI - MORGAN 33 yd pass from VENA (SMITH kick)	27 – 39	
4th	02:37	CLE - REDD 7 yd pass from ROCCO (WHALEN rush failed)	27 – 45	
	12:38	PHI - MORGAN 40 yd pass from VENA (SMITH kick)	34 – 45	
	10:02	CLE - GOODMAN 5 yd pass from ROCCO (DENNY kick)	34 – 52	
	05:24	PHI - MORGAN 7 yd pass from VENA (SMITH kick)	41 – 52	
	04:31	CLE - REDD 12 yd pass from ROCCO (DENNY kick)	41 – 59	

TEAM TOTALS	PHI	CLE
First Downs	19	19
Net Yds Rushing	2	35
Net Yds Passing	238	222
Total Offense Yards	240	257
Total Offense Plays	34	41
Fumbles: Number-Lost	2-2	1-0
Penalties: Number-Yds	9-63	15-106
Kickoffs-Yds	8-448	9-493
Average Yds Per Kickoff	56.0	54.8
Net Yds Per Kickoff	35.1	41.6
MFG Ret: Number-Yards-TD	1-6-0	0-0-0
Kickoff Ret: Number-Yds-TD	9-119-0	8-167-0
Interceptions: Number-Yds-TD	0-0-0	1-32-0
Fumble Ret: Number-Yds-TD	0-0-0	0-0-0
Possession Time	25:29	34:31
3rd-Down Conversions	3-3	1-5
4th-Down Conversions	0-0	1-2
Red-Zone Scores-Chances	4-5	8-10
Sacks By: Number-Yds	2-11	2-11
PAT Kicks	5-6	7-7
Field Goals	0-0	0-1
TDs (Rush-Pass-Return)	0-6-0	1-7-0

Rushing	No.	Gain	Loss	Net	TD	Long	Avg.
Vena, Ryan	1	2	0	2	0	2	2.0
Totals	1	2	0	2	0	2	2.0

Passing	C-A-I	Yds	TD	Long	Sack
Vena, Ryan	20-31-1	249	6	40	2
Team	0-0-0	-11	0	0	0
Totals	20-31-1	238	6	40	2

Receiving	No.	Yds	TD	Long
Morgan, Donovan	9	132	4	40
Newton, Syvelle	7	65	2	18
Stokes, Keith	3	39	0	28
Walker, Damian	1	13	0	13
Totals	20	249	6	40

Defensive Stats	TT	TFL	Sack	FF	FR	Int-Yds	BrUp
Hayes, Jerome	5.0	1.0	1.0	-	-	-	-
Perkins, Brandon	4.5	-	-	-	-	-	-
Richardson, Kent	3.5	-	-	-	-	-	-
Brown, Mike	3.5	-	-	-	-	-	-
Martin, Chris	3.0	-	-	-	-	-	2
Fitzgerald, Jeffrey	3.0	-	-	-	-	-	-
Sadler, James	2.0	-	-	-	-	-	-
Brackins, Larry	2.0	-	-	-	-	-	-
Barno, Dustin	2.0	-	-	-	-	-	-
Jehovah, Tramaine	1.0	1.0	1.0	1	-	-	-
Campbell, Darrell	0.5	-	-	-	-	-	-



WEEK 12
NEW ORLEANS VOODOO 49,
PHILADELPHIA SOUL 70
 May 27, 2011 – Philadelphia, PA
 Wells Fargo Center: 7,626
 VooDoo (2-9) – SOUL (4-7)



Offensive Player of the Game: Ryan Vena (PHI)
Defensive Player of the Game: James Sadler (PHI)
Ironman of the Game: Darnell Whitely (PHI)

PHILADELPHIA – The Philadelphia Soul used an explosive offensive performance to hold off the New Orleans VooDoo (2-9) 70-49 in front of 7,626 fans at the Wells Fargo Center Friday night and improve to 4-7 on the season. The Soul scored 10 touchdowns in the game, six passing and four rushing, including two rushing from lineman Darnell Whitely, earning him Ironman of the Game honors. The four rushing touchdowns is the most the team has scored since March 15, 2007 against the Grand Rapids Rampage and ties the franchise record for second most in a game. Soul QB Ryan Vena completed 22-of-33 passes for 291 yards and was responsible for seven touchdowns, six passing and one rushing. Wideout Donovan Morgan hauled in eight passes for 118 yards and three touchdowns, including his 100th career touchdown reception which came on a 15-yard Vena pass with 9:07 left in the third quarter. The catch earned him the Cutter's Catch of the Game Award, as he also received Most Valuable Player and Playmaker of the Game honors. The Soul defense allowed only 147 total offensive yards and 28 offensive points and held the VooDoo scoreless on six possessions in the game. The Soul would have allowed a season low 43 points if not for a Tommy Taggart three-yard touchdown run with 50 seconds remaining in the game.

Score by Quarters	1	2	3	4	Final
New Orleans VooDoo	6	17	20	6	49
Philadelphia Soul	7	34	14	15	70

SCORING SUMMARY

QTR	TIME	PLAY	NOV – PHI
1st	14:23	NOV - JACKSON 16 yd interception return (RUFFIN kick failed)	06 – 00
	05:13	PHI - WHITLEY 6 yd run (STRICTSKY kick)	06 – 07
2nd	14:56	PHI - VENA 2 yd run (STRICTSKY kick)	06 – 14
	11:33	NOV - RUFFIN 46 yd field goal	09 – 14
	09:26	PHI - BRACKINS 7 yd pass from VENA (STRICTSKY kick)	09 – 21
	05:22	NOV - BERRY 13 yd pass from BRYANT (RUFFIN kick)	16 – 21
	02:49	PHI - NEWTON 6 yd pass from VENA (STRICTSKY kick)	16 – 28
	00:38	PHI - NEWTON 1 yd run (STRICTSKY kick)	16 – 35
3rd	00:31	NOV - BERRY 55 yd kickoff return (RUFFIN kick)	23 – 35
	00:09	PHI - WHITLEY 1 yd run (STRICTSKY kick failed)	23 – 41
	12:26	NOV - JACKSON 10 yd interception return (WIMPRINE rush failed)	29 – 41
	09:07	PHI - MORGAN 15 yd pass from VENA (STRICTSKY kick)	29 – 48
	07:43	NOV - GONZALES 10 yd pass from BRYANT (RUFFIN kick)	36 – 48
4th	05:49	PHI - MORGAN 15 yd pass from VENA (STRICTSKY kick)	36 – 55
	02:50	NOV - BERRY 9 yd pass from BRYANT (RUFFIN kick)	43 – 55
	11:12	PHI - MORGAN 5 yd pass from VENA (STRICTSKY kick)	43 – 62
	09:03	PHI - BARNO safety	43 – 64
	04:16	PHI - NEWTON 4 yd pass from VENA (STRICTSKY kick failed)	43 – 70
	00:50	NOV - TAGGERT 3 yd run (RUFFIN kick failed)	49 – 70

TEAM TOTALS	NOV	PHI
First Downs	14	24
Net Yds Rushing	10	29
Net Yds Passing	137	280
Total Offense Yards	147	309
Total Offense Plays	33	47
Fumbles: Number-Lost	3-1	0-0
Penalties: Number-Yds	4-20	4-25
Kickoffs-Yds	9-458	11-606
Average Yds Per Kickoff	50.9	55.1
Net Yds Per Kickoff	45.1	37.1
MFG Ret: Number-Yards-TD	0-0-0	0-0-0
Kickoff Ret: Number-Yds-TD	9-198-1	4-52-0
Interceptions: Number-Yds-TD	2-26-2	2-38-0
Fumble Ret: Number-Yds-TD	0-0-0	0-0-0
Possession Time	23:14	36:46
3rd-Down Conversions	1-4	2-5
4th-Down Conversions	0-2	2-2
Red-Zone Scores-Chances	2-3	8-8
Sacks By: Number-Yds	1-11	3-20
PAT Kicks	4-6	8-10
Field Goals	1-1	0-1
TDs (Rush-Pass-Return)	1-3-3	4-6-0

Rushing	No.	Gain	Loss	Net	TD	Long	Avg.
Whitely, Darnell	8	21	1	20	2	6	2.5
Newton, Syvelle	2	6	0	6	1	5	3.0
Vena, Ryan	3	3	0	3	1	2	1.0
Totals	13	30	1	29	4	6	2.2

Passing	C-A-I	Yds	TD	Long	Sack
Vena, Ryan	22-33-2	291	6	44	1
Team	0-0-0	-11	0	0	0
Totals	22-33-2	280	6	44	1

Receiving	No.	Yds	TD	Long
Morgan, Donovan	8	117	3	44
Newton, Syvelle	7	61	2	20
Stokes, Keith	5	91	0	38
Nsekhe, Ty	1	15	0	15
Brackins, Larry	1	7	1	7
Totals	22	291	6	44

Defensive Stats	TT	TFL	Sack	FF	FR	Int-Yds	BrUp
Richardson, Kent	4.5	-	-	-	-	1-0	-
Fitzgerald, Jeffrey	4.0	-	-	-	-	-	1
Sadler, James	3.5	-	-	1	1	1-38	-
Hayes, Jerome	3.0	0.5	-	-	-	-	-
Alfonzo, DeJuan	2.5	0.5	-	-	-	-	-
Martin, Chris	2.5	-	-	-	-	-	-
Barno, Dustin	2.0	2.0	2.0	-	-	-	-
Brackins, Larry	1.0	-	-	-	-	-	-
Campbell, Darrell	1.0	1.0	1.0	1	-	-	1
Evans, Willie	1.0	-	-	-	-	-	-



WEEK 13
MILWAUKEE MUSTANGS 37,
PHILADELPHIA SOUL 39
 June 3, 2011 – Philadelphia, PA
 Wells Fargo Center: 7,681
 Mustangs (3-8) – SOUL (5-7)



Offensive Player of the Game: Donovan Morgan (PHI)
Defensive Player of the Game: Brandon Perkins (PHI)
Ironman of the Game: Larry Brackins (PHI)

PHILADELPHIA – In a game dominated by defensive play, the offense of the Philadelphia Soul (5-7) prevailed with a four-yard touchdown reception by receiver Donovan Morgan on the final play of the game to give the Soul a 39-37 victory over the Milwaukee Mustangs (3-8) in front of 7,681 fans at the Wells Fargo Center on Friday night. Soul QB Ryan Vena completed 19-of-31 passes for 214 yards and five touchdowns while Morgan caught seven of those passes for 110 yards and three touchdowns, earning him National Guard MVP and Offensive Player of the Game honors. Receiver Syvelle Newton contributed with 72 yards and a touchdown on seven catches. The first quarter was controlled by both defenses, with two interceptions by the Mustangs and one by the Soul's Brandon Perkins, who earned Defensive Player of the Game honors. The teams were held scoreless in the first, a feat that has occurred twice in Soul franchise history, most recently taking place on April 23, 2007 at the Columbus Destroyers. A 14-10 Soul halftime lead, and 24 point total, set a Soul franchise record for the least points scored in a first half by both teams, previously set in the Soul's first ever game on February 8, 2004, where the Soul led the VooDoo 14-13. In the fourth quarter, Morgan caught fire, with receptions of 20, 43, and four yards, which solidified a victory for the Soul on the final play. The Soul avenged their last-second 51-49 loss to the Mustangs, which took place in Week 4 at Milwaukee.

Score by Quarters	1	2	3	4	Final
New Orleans VooDoo	6	17	20	6	49
Philadelphia Soul	7	34	14	15	70

SCORING SUMMARY			
QTR	TIME	PLAY	MKE – PHI
2nd	12:13	PHI - PERKINS 0 yd fumble recovery (STRICTSKY kick)	00 – 07
	06:51	MKE - HARRELL 25 yd pass from ARCHER (LINDHOLM kick)	07 – 07
	00:55	PHI - NEWTON 13 yd pass from VENA (STRICTSKY kick)	07 – 14
	00:00	MKE - LINDHOLM 22 yd field goal	10 – 14
3rd	10:27	MKE - BENSON 1 yd run (LINDHOLM kick)	17 – 14
	06:26	PHI - BRACKINS 5 yd pass from VENA (STRICTSKY kick failed)	17 – 20
	00:23	MKE - BENSON 2 yd run (LINDHOLM kick failed)	23 – 20
4th	11:49	PHI - MORGAN 20 yd pass from VENA (STRICTSKY kick)	23 – 27
	02:46	MKE - EVERETT 3 yd run (LINDHOLM kick)	30 – 27
	01:01	PHI - MORGAN 43 yd pass from VENA (STRICTSKY kick failed)	30 – 33
	00:55	MKE - BENSON 4 yd run (LINDHOLM kick)	37 – 33
	00:00	PHI - MORGAN 4 yd pass from VENA (VENA rush failed)	37 – 39

TEAM TOTALS	MKE	PHI
First Downs	18	15
Net Yds Rushing	26	13
Net Yds Passing	178	212
Total Offense Yards	204	225
Total Offense Plays	51	38
Fumbles: Number-Lost	1-1	0-0
Penalties: Number-Yds	6-35	6-40
Kickoffs-Yds	6-340	5-280
Average Yds Per Kickoff	56.7	56.0
Net Yds Per Kickoff	41.3	50.4
MFG Ret: Number-Yards-TD	0-0-0	1-0-0
Kickoff Ret: Number-Yds-TD	2-28-0	5-92-0
Interceptions: Number-Yds-TD	2-2-0	1-5-0
Fumble Ret: Number-Yds-TD	0-0-0	0-0-1
Possession Time	33:56	26:04
3rd-Down Conversions	7-12	3-5
4th-Down Conversions	2-2	1-2
Red-Zone Scores-Chances	5-6	2-3
Sacks By: Number-Yds	1-2	1-10
PAT Kicks	4-5	3-5
Field Goals	1-2	0-0
TDs (Rush-Pass-Return)	4-1-0	0-5-1

Rushing	No.	Gain	Loss	Net	TD	Long	Avg.
Vena, Ryan	5	13	2	11	0	5	2.2
Whitely, Darnell	1	2	0	2	0	2	2.0
Totals	6	15	2	13	0	5	2.2

Passing	C-A-I	Yds	TD	Long	Sack
Vena, Ryan	19-31-2	214	5	43	1
Team	0-0-0	-2	0	0	0
Totals	19-31-2	212	5	43	1

Receiving	No.	Yds	TD	Long
Morgan, Donovan	7	110	3	43
Newton, Syvelle	7	72	1	15
Stokes, Keith	3	22	0	9
Brackins, Larry	2	10	1	5
Totals	19	214	5	43

Defensive Stats	TT	TFL	Sack	FF	FR	Int-Yds	BrUp
Martin, Chris	7.0	-	-	-	-	-	-
Richardson, Kent	6.0	-	-	-	-	-	3
Perkins, Brandon	6.0	1.0	-	-	1	1-5	1
Brown, Mike	3.0	1.0	-	-	-	-	-
Sadler, James	3.0	-	-	-	-	-	-
Fitzgerald, Jeffrey	2.5	0.5	0.5	1	-	-	-
Hayes, Jerome	2.0	-	-	-	-	-	-
Newton, Syvelle	2.0	-	-	-	-	-	-
Brackins, Larry	1.0	-	-	-	-	-	-
Campbell, Darrell	0.5	0.5	0.5	-	-	-	-
Barno, Dustin	-	-	-	-	-	-	1

WEEK 14
**PHILADELPHIA SOUL 54,
SPOKANE SHOCK 75**
**June 10, 2011 – Spokane, WA
Spokane Veteran's Memorial Arena: 8,972
SOUL (5-8) – Shock (5-7)**

**Offensive Player of the Game: Erik Meyer (SPO)
Defensive Player of the Game: Terrance Sanders (SPO)
Ironman of the Game: Antwan Marsh (SPO)**

SPOKANE – The Philadelphia Soul (5-8) had three turnovers and allowed two sacks that stalled their second-half comeback as they lost to the Spokane Shock (5-7) in front of 8,972 fans at Spokane Arena on Friday night in a battle between the last two ArenaBowl champions. Philadelphia QB Ryan Vena finished by connecting on 23-of-41 passes for 300 yards, five touchdowns and three interceptions. Leading the Soul receivers was Donovan Morgan with eight receptions for 117 yards and three touchdowns, while Syvelle Newton had 10 receptions for 131 yards and a touchdown, Keith Stokes added four catches for 37 yards and a 56-yard kickoff return for a touchdown, while Larry Brackins added one catch for 15 yards and a touchdown. After scoring on their opening drive, the Shock recovered back-to-back outside kicks to push the lead to 20-0. The Soul fought back outscoring Spokane 21-7 in the second quarter to narrow the score to 34-28 at the half. The turning point was when Vena tried connecting with Brackins to even the score, but was intercepted by Terrance Sanders in the end zone who lateralled to Beau Bell to complete the 50-yard return for a touchdown, ending the third with a 48-34 Shock lead. Vena's first pass of the fourth quarter was intercepted by Ruschard Dodd-Masters and returned for a 14-yard touchdown to make the score 55-34. The Shock went out to outscore the Soul, 27-20, in the final quarter to seal the victory.

Score by Quarters	1	2	3	4	Final
Philadelphia Soul	7	21	6	20	54
Spokane Shock	27	7	14	27	75

SCORING SUMMARY

QTR	TIME	PLAY	PHI – SPO
1st	11:50	SPO - WHITE 1 yd pass from MEYER (TAYLOR kick)	00 – 07
	10:24	SPO - ORTON 39 yd pass from MEYER (TAYLOR kick)	00 – 14
	08:45	SPO - WHITE 15 yd pass from MEYER (TAYLOR kick failed)	00 – 20
	07:28	PHI - MORGAN 45 yd pass from VENA (SMITH kick)	07 – 20
	05:11	SPO - TENNELL 26 yd pass from MEYER (TAYLOR kick)	07 – 27
2nd	11:54	PHI - MORGAN 13 yd pass from VENA (SMITH kick)	14 – 27
	04:17	SPO - OSSAI 5 yd pass from MEYER (TAYLOR kick)	14 – 34
	03:23	PHI - STOKES 56 yd kickoff return (SMITH kick)	21 – 34
3rd	00:55	PHI - MORGAN 5 yd pass from VENA (SMITH kick)	28 – 34
	12:49	PHI - BRACKINS 15 yd pass from VENA (SMITH kick failed)	34 – 34
	06:42	SPO - MARSH 3 yd run (TAYLOR kick)	34 – 41
	00:00	SPO - BELL 19 yd interception return (TAYLOR kick)	34 – 48
	14:43	SPO - DODD-MASTERS 14 yd interception return (TAYLOR kick)	34 – 55
4th	13:02	PHI - NEWTON 28 yd pass from VENA (SMITH kick failed)	40 – 55
	12:00	SPO - WHITE 9 yd pass from MEYER (TAYLOR kick failed)	40 – 61
	09:42	PHI - VENA 2 yd run (SMITH kick)	47 – 61
	04:05	SPO - MARSH 2 yd run (TAYLOR kick)	47 – 68
	00:44	PHI - VENA 2 yd run (SMITH kick)	54 – 68
	00:24	SPO - ORTON 28 yd pass from MEYER (TAYLOR kick)	54 – 75

TEAM TOTALS	PHI	SPO
First Downs	22	22
Net Yds Rushing	8	17
Net Yds Passing	289	332
Total Offense Yards	297	349
Total Offense Plays	48	44
Fumbles: Number-Lost	2-2	2-1
Penalties: Number-Yds	10-110	8-81
Kickoffs-Yds	7-379	10-493
Average Yds Per Kickoff	54.1	49.3
Net Yds Per Kickoff	49.6	33.5
MFG Ret: Number-Yards-TD	0-0-0	0-0-0
Kickoff Ret: Number-Yds-TD	11-158-1	2-32-0
Interceptions: Number-Yds-TD	1-8-0	3-77-2
Fumble Ret: Number-Yds-TD	1-30-0	0-0-0
Possession Time	28:28	31:32
3rd-Down Conversions	7-8	2-6
4th-Down Conversions	0-0	1-2
Red-Zone Scores-Chances	3-4	5-6
Sacks By: Number-Yds	0-0	3-11
PAT Kicks	6-8	9-11
Field Goals	0-0	0-0
TDs (Rush-Pass-Return)	2-5-1	2-7-2

Rushing	No.	Gain	Loss	Net	TD	Long	Avg.
Vena, Ryan	3	8	0	8	2	4	2.7
Morgan, Donovan	1	0	0	0	0	0	0.0
Totals	4	8	0	8	2	4	2.0

Passing	C-A-I	Yds	TD	Long	Sack
Vena, Ryan	23-41-3	300	5	45	3
Team	0-0-0	-11	0	0	0
Totals	23-41-3	289	5	45	3

Receiving	No.	Yds	TD	Long
Newton, Syvelle	10	131	1	28
Morgan, Donovan	8	117	3	45
Stokes, Keith	4	37	0	20
Brackins, Larry	1	15	1	15
Totals	23	300	5	45

Defensive Stats	TT	TFL	Sack	FF	FR	Int-Yds	BrUp
Richardson, Kent	6.0	-	-	1	-	-	2
Martin, Chris	4.0	-	-	-	1	-	-
Perkins, Brandon	4.0	-	-	1	-	-	-
Brown, Mike	2.5	-	-	-	-	-	-
Hayes, Jerome	2.0	-	-	-	-	1-8	-
Sadler, James	2.0	-	-	-	-	-	2
Fitzgerald, Jeffrey	2.0	-	-	-	-	-	-
Whitley, Darnell	1.0	-	-	-	-	-	-
Newton, Syvelle	1.0	-	-	-	-	-	-
McMackin, Rob	1.0	-	-	-	-	-	-
Barno, Dustin	0.5	-	-	-	-	-	-
Brackins, Larry	0.5	-	-	-	-	-	-
Campbell, Darrell	0.5	-	-	-	-	-	-



WEEK 15
TULSA TALONS 48,
PHILADELPHIA SOUL 42
 June 17, 2011 – Philadelphia, PA
 Wells Fargo Center: 8,140
 Talons (6-7) – SOUL (5-9)



Offensive Player of the Game: Syvelle Newton (PHI)
Defensive Player of the Game: J.C. Neal (TUL)
Ironman of the Game: Mike Brown (PHI)

PHILADELPHIA – The Philadelphia Soul (5-9) snap their three-game win streak at home, while Tulsa quarterback, Justin Allgood got revenge against his former team by leading the Talons (6-8) to a 48-42 victory in front of 8,140 fans at the Wells Fargo Center. Soul QB Brandon Kirsch made his first Arena Football start since 2008, completing 14-of-25 passes for 180 yards, two touchdowns, and three interceptions before being replaced by Ryan Vena at halftime. Vena finished the game completing 11-of-14 passes for 168 yards and four touchdowns. With Soul receiver Donovan Morgan out due to injury, Syvelle Newton stepped up with 11 receptions for 160 yards and four touchdowns, earning Offensive Player of the Game honors, while Mike Brown converted from his defensive back position to add six catches for 108 yards and two touchdowns. The Soul began the second half by replacing Kirsch with Vena to help erase the 27-14 Tulsa lead. With 0:28 remaining in the game, Soul defensive tackle Dustin Barno blocked a Talons' field-goal attempt, allowing Philadelphia to take control. The Soul fumbled the snap on second-down, giving the Talons the ball, and ending their chances of a last-minute comeback. Allgood earned National Guard MVP honors, completing 26-of-42 passes for 283 yards and six touchdowns. The Talons receiving corps was led by McBroom and his 10 catches for 152 yards and three touchdowns, earning him the Playmaker of the Game award.

Score by Quarters	1	2	3	4	Final
Tulsa Talons	6	21	7	14	48
Philadelphia Soul	7	7	14	14	42

SCORING SUMMARY				
QTR	TIME	PLAY	TUL – PHI	
1st	12:17	PHI - BROWN 36 yd pass from KIRSCH (STRICTSKY kick)	00	07
	06:38	TUL - HUNT 4 yd pass from ALLGOOD (BONGARRA kick failed)	06	07
2nd	07:10	TUL - NEAL 50 yd interception return (BONGARRA kick)	13	07
	03:41	TUL - HUNT 6 yd pass from ALLGOOD (BONGARRA kick)	20	07
	00:38	PHI - BROWN 29 yd pass from KIRSCH (STRICTSKY kick)	20	14
	00:22	TUL - MCBROOM 42 yd pass from ALLGOOD (BONGARRA kick)	27	14
3rd	11:20	PHI - NEWTON 19 yd pass from VENA (STRICTSKY kick)	27	21
	07:05	TUL - MCBROOM 31 yd pass from ALLGOOD (BONGARRA kick)	34	21
	01:44	PHI - NEWTON 5 yd pass from VENA (STRICTSKY kick)	34	28
4th	12:41	TUL - MCBROOM 8 yd pass from ALLGOOD (BONGARRA kick)	41	28
	07:25	PHI - NEWTON 27 yd pass from VENA (STRICTSKY kick)	41	35
	03:32	TUL - COPELAND 26 yd pass from ALLGOOD (BONGARRA kick)	48	35
	00:53	PHI - NEWTON 31 yd pass from VENA (STRICTSKY kick)	48	42

TEAM TOTALS	TUL	PHI
First Downs	22	17
Net Yds Rushing	13	-4
Net Yds Passing	283	333
Total Offense Yards	296	329
Total Offense Plays	47	44
Fumbles: Number-Lost	2-2	2-1
Penalties: Number-Yds	5-20	13-81
Kickoffs-Yds	8-449	7-353
Average Yds Per Kickoff	56.1	50.4
Net Yds Per Kickoff	44.0	43.7
MFG Ret: Number-Yards-TD	0-0-0	0-0-0
Kickoff Ret: Number-Yds-TD	4-47-0	7-97-0
Interceptions: Number-Yds-TD	3-66-1	0-0-0
Fumble Ret: Number-Yds-TD	1-0-0	1-35-0
Possession Time	27:50	32:10
3rd-Down Conversions	3-7	3-7
4th-Down Conversions	1-2	1-3
Red-Zone Scores-Chances	3-7	2-5
Sacks By: Number-Yds	2-15	0-0
PAT Kicks	6-7	6-6
Field Goals	0-1	0-0
TDs (Rush-Pass-Return)	0-6-1	0-6-0

Rushing	No.	Gain	Loss	Net	TD	Long	Avg.
Kirsch, Brandon	1	0	0	0	0	0	0.0
Whitely, Darnell	1	0	1	-1	0	0	-1.0
Team	1	0	3	-3	0	0	-3.0
Totals	3	0	4	-4	0	0	-1.3

Passing	C-A-I	Yds	TD	Long	Sack
Kirsch, Brandon	14-25-3	180	2	36	1
Vena, Ryan	11-14-0	168	4	31	1
Team	0-0-0	-15	0	0	0
Totals	25-39-3	333	6	36	2

Receiving	No.	Yds	TD	Long
Newton, Syvelle	11	160	4	31
Stokes, Keith	7	63	0	16
Brown, Mike	6	108	2	36
Nsekhe, Ty	1	17	0	17
Totals	25	348	6	36

Defensive Stats	TT	TFL	Sack	FF	FR	Int-Yds	BrUp
Richardson, Kent	10.0	-	-	-	1	-	-
Sadler, James	5.5	-	-	-	-	-	-
Perkins, Brandon	4.5	-	-	1	1	-	-
Barno, Dustin	3.0	-	-	1	-	-	-
Martin, Chris	2.5	-	-	-	-	-	-
Fitzgerald, Jeffrey	2.0	-	-	-	-	-	1
Powell, Robbie	1.0	-	-	-	-	-	-
Newton, Syvelle	1.0	-	-	-	-	-	-
Jehovah, Tramaine	1.0	-	-	-	-	-	-
Stokes, Keith	1.0	-	-	-	-	-	-
Hayes, Jerome	0.5	-	-	-	-	-	1


WEEK 15

**ARIZONA RATTLERS 55,
PHILADELPHIA SOUL 54**
June 25, 2011 – Philadelphia, PA
Wells Fargo Center: 9,710
Rattlers (13-2) – SOUL (5-10)



Offensive Player of the Game: Rod Windsor (ARI)
Defensive Player of the Game: Mike Brown (PHI)
Ironman of the Game: Larry Brackins (PHI)

PHILADELPHIA – Despite the Philadelphia Soul (5-10) leading the Arizona Rattlers (13-2) for the majority of the contest, the National Conference-leading Rattlers were able to prove their dominance by outscoring the Soul 21-7 in the final quarter and come away with a 55-54 victory in front of 9,710 fans at the Wells Fargo Center on Saturday night. The Soul were left with 0:06 in the fourth quarter to respond to a late Arizona score, and decided to send out kicker Jon Striefsky to attempt a 44-yard field goal attempt. With 0:03 remaining, the kick went wide-left as the Rattlers landed on the ball to escape Philadelphia with their sixth straight victory. Soul QB Ryan Vena completed 18-of-32 for 226 yards and two touchdowns and added four rushing touchdowns, his most in a game since May 8, 2010, where he scored four against Cleveland. The receiving corps split receptions evenly, with Donovan Morgan catching five passes for 98 yards and one touchdown, Keith Stokes catching six passes for 64 yards, and Syvelle Newton with five catches for 47 yards. Fullback Darnell Whitley also contributed, adding 16 yards and two touchdowns on four carries. After the Soul turned the ball over on downs, the Rattlers capped their final drive with a one-yard touchdown reception, giving Arizona a 55-54 lead with 0:06 on the clock. Striefsky was unable to make the 44-yard field goal attempt as time expired. Davila completed 28-of-42 passes for 320 yards, seven touchdowns and two interceptions. Windsor finished the game with 11 receptions for 131 yards and 3 touchdowns.

Score by Quarters	1	2	3	4	Final
Arizona Rattlers	7	20	7	21	55
Philadelphia Soul	14	20	13	7	54

SCORING SUMMARY

QTR	TIME	PLAY	ARI – PHI
1st	12:04	ARI - WINDSOR 7 yd pass from DAVILA (SCACCIA kick)	07 – 00
	09:24	PHI - MORGAN 33 yd pass from VENA (STRICTSKY kick)	07 – 07
	01:16	PHI - VENA 3 yd run (STRICTSKY kick)	07 – 14
2nd	13:10	ARI - GEATHERS 14 yd pass from DAVILA (SCACCIA kick failed)	13 – 14
	09:11	PHI - BRACKINS 11 yd pass from VENA (STRICTSKY kick)	13 – 21
	04:54	PHI - VENA 1 yd run (STRICTSKY kick failed)	13 – 27
	00:56	ARI - WINDSOR 4 yd pass from DAVILA (SCACCIA kick)	20 – 27
	00:45	PHI - WHITLEY 5 yd run (STRICTSKY kick)	20 – 34
3rd	00:05	ARI - GEATHERS 4 yd pass from DAVILA (SCACCIA kick)	27 – 34
	07:29	PHI - WHITLEY 4 yd run (STRICTSKY kick)	27 – 41
	04:43	ARI - GEATHERS 1 yd run (SCACCIA kick)	34 – 41
4th	02:02	PHI - VENA 1 yd run (STRICTSKY, Jon kick failed)	34 – 47
	11:09	ARI - GEATHERS 2 yd pass from DAVILA (SCACCIA kick)	41 – 47
	06:23	PHI - VENA 7 yd run (STRICTSKY kick)	41 – 54
	05:04	ARI - WINDSOR 44 yd pass from DAVILA (SCACCIA kick)	48 – 54
	00:06	ARI - BOOKER 1 yd pass from DAVILA (SCACCIA kick)	55 – 54

TEAM TOTALS	ARI	PHI
First Downs	28	22
Net Yds Rushing	7	35
Net Yds Passing	320	226
Total Offense Yards	327	261
Total Offense Plays	46	45
Fumbles: Number-Lost	0-0	0-0
Penalties: Number-Yds	10-65	10-52
Kickoffs-Yds	8-450	9-508
Average Yds Per Kickoff	56.2	56.4
Net Yds Per Kickoff	38.4	42.1
MFG Ret: Number-Yards-TD	0-0-0	0-0-0
Kickoff Ret: Number-Yds-TD	7-129-0	7-143-0
Interceptions: Number-Yds-TD	0-0-0	2-26-0
Fumble Ret: Number-Yds-TD	0-0-0	0-0-0
Possession Time	25:46	34:14
3rd-Down Conversions	4-4	3-4
4th-Down Conversions	0-0	0-1
Red-Zone Scores-Chances	7-8	7-7
Sacks By: Number-Yds	0-0	0-0
PAT Kicks	7-8	6-8
Field Goals	0-0	0-1
TDs (Rush-Pass-Return)	1-7-0	6-2-0

Rushing	No.	Gain	Loss	Net	TD	Long	Avg.
Vena, Ryan	8	18	0	18	4	2.2	2.3
Whitely, Darnell	4	16	0	16	2	4.0	4
Newton, Syvelle	1	1	0	1	0	1.0	1
Totals	13	35	0	35	6	2.7	2.7

Passing	C-A-I	Yds	TD	Long	Sack
Vena, Ryan	18-32-0	226	2	33	0
Totals	18-32-0	226	2	33	0

Receiving	No.	Yds	TD	Long
Stokes, Keith	6	64	0	25
Morgan, Donovan	5	98	1	33
Newton, Syvelle	5	47	0	14
Brackins, Larry	1	11	1	11
Whitley, Darnell	1	6	0	6
Totals	18	226	2	33

Defensive Stats	TT	TFL	Sack	FF	FR	Int-Yds	BrUp
Martin, Chris	9.0	-	-	-	-	-	-
Sadler, James	4.0	1.0	-	-	-	-	1
Richardson, Kent	3.5	-	-	-	-	-	1
Frank, Chris	3.5	-	-	-	-	-	-
Brown, Mike	3.0	-	-	-	-	2-26	-
Perkins, Brandon	2.5	-	-	-	-	-	-
Striefsky, Jon	2.0	-	-	-	-	-	-
Brackins, Larry	2.0	-	-	-	-	-	-
Hayes, Jerome	0.5	-	-	-	-	-	-


WEEK 17
**PHILADELPHIA SOUL 41,
DALLAS VIGILANTES 58**
**July 2, 2011 – Dallas, TX
American Airlines Center: 8,957
SOUL (5-11) – Vigilantes (10-5)**

**Offensive Player of the Game: Dan Raudabaugh (DAL)
Defensive Player of the Game: Jason Harmon (DAL)
Ironman of the Game: Justin Warren (DAL)**

DALLAS – The Philadelphia Soul (5-11) gave up three interceptions and were sacked three times as they lost to the likely playoff-bound Dallas Vigilantes (10-5) in front of 8,957 fans at American Airlines Center on Saturday night. Philadelphia QB Ryan Vena finished by connecting on 22-of-38 passes for 354 yards, five touchdowns and three interceptions. Leading the receiving corps for the Soul was Donovan Morgan with eight receptions for 135 yards and three touchdowns, while Keith Stokes had eight receptions for 146 yards. Syvelle Newton added four catches for 56 yards and a touchdown, while Larry Brackins added two catches for 17 yards and a touchdown and Ty Nsekhe added a 16-yard touchdown reception. With his first reception of the game – a 19-yard catch – Morgan set a Soul single-season receiving yard record and now stands at 1,847. He surpassed the record of 1,719 yards set by former Soul standout Chris Jackson in 2008. Dallas' Defensive Player of the Game, Jason Harmon opened the second quarter scoring with a 26-yard interception return for a score and pushed the lead to 27-14 and took a 34-20 halftime lead. All three of Morgan's touchdown catches – 6, 27 and 29 yards respectively – came in the second half, but the Soul were outscored 24-21. Leading the Soul defensively was All-Arena candidate Darrell Campbell with two sacks and a forced fumble. Rookie Chris Frank led the team with 8.5 total tackles and a fumble recovery, while Mike Brown added an interception.

Score by Quarters	1	2	3	4	Final
Philadelphia Soul	14	6	14	7	41
Dallas Vigilantes	20	14	14	7	58

SCORING SUMMARY			
QTR	TIME	PLAY	PHI – DAL
1st	12:35	DAL - ROSS 2 yd run (HAMILTON kick)	00 – 07
	10:02	DAL - RUBIN 31 yd pass from RAUDABAUGH (HAMILTON kick failed)	00 – 13
	05:37	PHI - NEWTON 12 yd pass from VENA (STRICTSKY kick)	07 – 13
	04:30	DAL - LEFLORE 54 yd kickoff return (HAMILTON kick)	07 – 20
	00:11	PHI - NSEKHE 16 yd pass from NEWTON (STRICTSKY kick)	14 – 20
	2nd	12:17	DAL - HARMON 26 yd interception return (HAMILTON kick)
04:09		PHI - BRACKINS 6 yd pass from VENA (STRICTSKY kick failed)	20 – 27
01:17		DAL - ROSS 2 yd run (HAMILTON kick)	20 – 34
3rd	12:30	DAL - ROSS 2 yd run (HAMILTON kick)	20 – 41
	09:47	PHI - MORGAN 6 yd pass from VENA (STRICTSKY kick)	27 – 41
	04:47	DAL - HAMILTON 19 yd field goal	27 – 44
	02:28	PHI - MORGAN 27 yd pass from VENA (STRICTSKY kick)	34 – 44
4th	00:47	DAL - JONES 10 yd pass from RAUDABAUGH (HAMILTON kick)	34 – 51
	09:44	DAL - FIELDS 28 yd pass from RAUDABAUGH (HAMILTON kick)	34 – 58
	08:16	PHI - MORGAN 29 yd pass from VENA (STRICTSKY kick)	41 – 58

TEAM TOTALS	PHI	DAL
First Downs	19	18
Net Yds Rushing	0	26
Net Yds Passing	352	244
Total Offense Yards	352	270
Total Offense Plays	42	40
Fumbles: Number-Lost	1-1	2-1
Penalties: Number-Yds	6-44	4-20
Kickoffs-Yds	5-284	9-501
Average Yds Per Kickoff	56.8	55.7
Net Yds Per Kickoff	37.8	44.9
MFG Ret: Number-Yards-TD	1-9-0	0-0-0
Kickoff Ret: Number-Yds-TD	6-97-0	3-95-1
Interceptions: Number-Yds-TD	1-0-0	3-41-1
Fumble Ret: Number-Yds-TD	0-0-0	0-0-0
Possession Time	33:02	26:58
3rd-Down Conversions	1-5	2-4
4th-Down Conversions	2-3	1-1
Red-Zone Scores-Chances	2-3	4-6
Sacks By: Number-Yds	1-9	3-18
PAT Kicks	5-6	7-8
Field Goals	0-0	0-0
TDs (Rush-Pass-Return)	0-6-0	3-3-2

Passing	C-A-I	Yds	TD	Long	Sack
Vena, Ryan	22-38-3	354	5	39	3
Newton, Syvelle	1-1-0	16	1	16	0
Team	0-0-0	-18	0	0	0
Totals	23-39-3	352	6	39	3

Receiving	No.	Yds	TD	Long
Stokes, Keith	8	146	0	39
Morgan, Donovan	8	135	3	29
Newton, Syvelle	4	56	1	25
Brackins, Larry	2	17	1	11
Nsekhe, Ty	1	16	1	16
Totals	23	370	6	39

Defensive Stats	TT	TFL	Sack	FF	FR	Int-Yds	BrUp
Frank, Chris	8.5	-	-	-	1	-	-
Martin, Chris	5.5	-	-	-	-	-	1
Richardson, Kent	3.0	-	-	-	-	-	1
Brown, Mike	3.0	-	-	-	-	1-0	-
Perkins, Brandon	1.5	-	-	-	-	-	-
Nsekhe, Ty	1.0	-	-	-	-	-	-
Campbell, Darrell	1.0	1.0	-	-	-	-	-
Barno, Dustin	1.0	1.0	1.0	1	-	-	-
Stokes, Keith	1.0	-	-	-	-	-	-
Team	1.0	1.0	-	-	-	-	-
Morgan, Donovan	1.0	-	-	-	-	-	-
Fitzgerald, Jeffrey	0.5	-	-	-	-	-	-



WEEK 18
CLEVELAND GLADIATORS 21,
PHILADELPHIA SOUL 49
 July 8, 2011 – Philadelphia, PA
 Wells Fargo Center: 9,761
 Gladiators (9-7) – SOUL (6-11)



Offensive Player of the Game: Larry Brackins (PHI)
Defensive Player of the Game: Brandon Perkins (PHI)
Ironman of the Game: Keith Stokes (PHI)

PHILADELPHIA – The defense of the Philadelphia Soul (6-11) dominated the Cleveland Gladiators (9-7) by forcing seven sacks, two interceptions, and a safety en route to a 49-21 victory in front of 9,761 at the Wells Fargo Center on Friday night. The Gladiators' 21 points are the fewest allowed by the Soul in a game in franchise history, beating the previous record of 24 set on March 13, 2006 against Kansas City. Linebacker Brandon Perkins earned Defensive Player of the Game honors with five tackles and three sacks, the most ever by a Soul player in a game. Defensive lineman Dustin Barno and Darrell Campbell collectively added two sacks and a safety, splitting Playmaker of the Game honors. Soul QB Ryan Vena completed 21-of-31 passes for 245 yards and three touchdowns, adding 30 yards and two scores on the ground. Wide receiver Larry Brackins stepped up with nine receptions for 133 yards and three touchdowns, earning MVP and Offensive Player of the Game awards. Receiver Keith Stokes contributed with 10 catches for 92 yards while Syvelle Newton caught two for 20 yards, adding a rushing touchdown. The Soul entered the half leading the Gladiators 27-7. Cleveland's seven points were the fewest allowed by the Soul in a first half in franchise history. Philadelphia held the Gladiators to a total of 180 net yards while the seven team sacks was a franchise best, beating the previous record of five set on April 3, 2005 versus Columbus.

Score by Quarters	1	2	3	4	Final
Cleveland Gladiators	7	0	7	7	21
Philadelphia Soul	14	13	15	7	49

SCORING SUMMARY			
QTR	TIME	PLAY	CLE – PHI
1st	11:58	PHI - BRACKINS 15 yd pass from VENA (STRICTSKY kick)	00 – 07
	05:30	PHI - BRACKINS 4 yd pass from VENA (STRICTSKY kick)	00 – 14
	03:35	CLE - BERGERON 32 yd pass from ROCCO (DENNY kick)	07 – 14
2nd	12:45	PHI - STRICTSKY 20 yd field goal	07 – 17
	03:58	PHI - NEWTON 3 yd run (STRICTSKY kick)	07 – 24
	00:00	PHI - STRICTSKY 19 yd field goal	07 – 27
3rd	11:52	PHI - BRACKINS 17 yd pass from VENA (STRICTSKY kick)	07 – 34
	09:03	PHI - BARNO safety	07 – 36
	01:00	CLE - ROCCO 1 yd run (DENNY kick)	14 – 36
	00:06	PHI - VENA 4 yd run (STRICTSKY kick blocked)	14 – 42
4th	07:05	PHI - VENA 10 yd run (STRICTSKY kick)	14 – 49
	02:52	CLE - BERGERON 11 yd pass from ROCCO (DENNY kick)	21 – 49

TEAM TOTALS	CLE	PHI
First Downs	11	22
Net Yds Rushing	11	35
Net Yds Passing	169	240
Total Offense Yards	180	275
Total Offense Plays	45	39
Fumbles: Number-Lost	2-0	2-1
Penalties: Number-Yds	9-50	5-19
Kickoffs-Yds	4-223	8-436
Average Yds Per Kickoff	55.8	54.5
Net Yds Per Kickoff	39.2	37.8
MFG Ret: Number-Yards-TD	0-0-0	0-0-0
Kickoff Ret: Number-Yds-TD	6-134-0	4-66-0
Interceptions: Number-Yds-TD	1-14-0	2-15-0
Fumble Ret: Number-Yds-TD	1-0-0	0-0-0
Possession Time	33:16	26:44
3rd-Down Conversions	2-9	0-1
4th-Down Conversions	1-5	0-0
Red-Zone Scores-Chances	2-5	8-9
Sacks By: Number-Yds	1-5	7-32
PAT Kicks	3-3	5-6
Field Goals	0-1	2-2
TDs (Rush-Pass-Return)	1-2-0	3-3-0

Rushing	No.	Gain	Loss	Net	TD	Long	Avg.
Vena, Ryan	5	35	5	30	2	13	6.0
Newton, Syvelle	1	3	0	3	1	3	3.0
Whitely, Darnell	1	2	0	2	0	2	2.0
Totals	7	40	5	35	3	13	5.0

Passing	C-A-I	Yds	TD	Long	Sack
Vena, Ryan	21-31-1	245	3	23	1
Team	0-0-0	-5	0	0	0
Totals	21-31-1	240	3	23	1

Receiving	No.	Yds	TD	Long
Stokes, Keith	10	92	0	15
Brackins, Larry	9	133	3	23
Newton, Syvelle	2	20	0	13
Totals	21	245	3	23

Defensive Stats	TT	TFL	Sack	FF	FR	Int-Yds	BrUp
Sadler, James	6.5	-	-	-	-	-	-
Perkins, Brandon	5.0	3.0	3.0	-	-	-	1
Richardson, Kent	4.5	-	-	-	-	-	1
Brown, Mike	4.0	1.0	-	-	-	1-15	-
Brown, Melik	3.5	1.0	1.0	-	-	-	-
Martin, Chris	2.5	0.5	-	-	-	1-0	1
Campbell, Darrell	2.5	1.5	1.5	-	-	-	-
Barno, Dustin	2.0	1.0	0.5	-	-	-	-
Gardner, Drew	1.5	-	-	-	-	-	-
Fitzgerald, Jeffrey	1.0	1.0	1.0	1	-	-	-
Whitley, Darnell	1.0	-	-	-	-	-	-
Striefsky, Jon	1.0	-	-	-	-	-	-
Powell, Robbie	1.0	-	-	-	-	-	-

WEEK 20
**PITTSBURGH POWER 61,
PHILADELPHIA SOUL 48**
**July 22, 2011 – Philadelphia, PA
Wells Fargo Center: 16,429
Power (9-9) – SOUL (6-12)**

**Offensive Player of the Game: Mike Washington (PIT)
Defensive Player of the Game: Mike Brown (PHI)
Ironman of the Game: Darnell Whitley (PHI)**

PHILADELPHIA – The Philadelphia Soul (6-12) were unable to shutdown the offense of the cross-state rival Pittsburgh Power (9-9) as the Soul closed out their 2011 season in front of 16,429 fans at the Wells Fargo Center on Friday night. Soul QB Ryan Vena completed 19-of-34 passes for 267 yards and three touchdowns, with his prime target Donovan Morgan catching six passes for 112 yards and a touchdown. Receiver Keith Stokes contributed with six catches for 75 yards, while Larry Brackins added five catches for 66 yards and a touchdown. Fullback, and Ironman of the Game, Darnell Whitley added 13 yards and two touchdowns on three carries. In the final minute, Power receiver Mike Washington hauled in another touchdown reception, yet the Soul fought back, adding a 15-yard touchdown catch by Brackins with 0:14 remaining. The following onside kick attempt by the Soul was recovered and returned for a touchdown by Power receiver Jason Willis, which capped the scoring and gave Pittsburgh the road victory. The Soul had a total of four players taken off the field due to injury. Power QB Bill Stull received National Guard MVP honors by completing 24-of-40 passes for 260 yards and six touchdowns in his first start for the Power this season. Washington received Russell Offensive Player of the Game honors, catching 11 passes for 155 yards and four touchdowns. The Soul end their 2011 season at (5-6) in the American Conference, (3-3) in Eastern Division play, and (4-5) at home.

Score by Quarters	1	2	3	4	Final
Pittsburgh Power	7	20	13	21	61
Philadelphia Soul	14	7	7	20	48

SCORING SUMMARY

QTR	TIME	PLAY	PIT – PHI
1st	09:05	PHI - MORGAN 18 yd pass from VENA (STRICTSKY kick)	00 – 07
	04:17	PIT - WASHINGTON 8 yd pass from STULL (EDINGER kick)	07 – 07
	01:39	PHI - WHITLEY 9 yd run (STRICTSKY kick)	07 – 14
2nd	12:16	PIT - GRAY 4 yd run (EDINGER kick blocked)	13 – 14
	06:41	PHI - NEWTON 0 yd fumble recovery (STRICTSKY kick)	13 – 21
	03:21	PIT - DEWALT 9 yd pass from STULL (EDINGER kick)	20 – 21
3rd	01:32	PIT - THOMPSON 2 yd run (EDINGER kick)	27 – 21
	12:31	PIT - WASHINGTON 28 yd pass from STULL (EDINGER kick)	34 – 21
	09:47	PHI - NEWTON 3 yd run (STRICTSKY kick)	34 – 28
4th	00:03	PIT - WASHINGTON 10 yd pass from STULL (EDINGER kick failed)	40 – 28
	11:41	PHI - WHITLEY 2 yd run (STRICTSKY kick)	40 – 35
	06:10	PIT - MORRIS 21 yd pass from STULL (EDINGER kick)	47 – 35
	02:25	PHI - NSEKHE 4 yd pass from VENA (STRICTSKY kick)	47 – 42
	00:48	PIT - WASHINGTON 8 yd pass from STULL (EDINGER kick)	54 - 42
	00:14	PHI - BRACKINS 15 yd pass from VENA (STRICTSKY kick failed)	54 – 48
	00:10	PIT - WILLIS 9 yd kickoff return (EDINGER kick)	61 - 48

TEAM TOTALS	PIT	PHI
First Downs	16	21
Net Yds Rushing	7	32
Net Yds Passing	254	264
Total Offense Yards	261	296
Total Offense Plays	50	45
Fumbles: Number-Lost	2-0	2-1
Penalties: Number-Yds	1-10	3-16
Kickoffs-Yds	10-520	6-326
Average Yds Per Kickoff	52.0	54.3
Net Yds Per Kickoff	42.2	40.7
MFG Ret: Number-Yards-TD	0-0-0	0-0-0
Kickoff Ret: Number-Yds-TD	6-82-1	6-98-0
Interceptions: Number-Yds-TD	1-1-0	0-0-0
Fumble Ret: Number-Yds-TD	1-4-0	0-0-1
Possession Time	32:00	28:00
3rd-Down Conversions	3-10	4-6
4th-Down Conversions	5-7	1-2
Red-Zone Scores-Chances	7-8	7-8
Sacks By: Number-Yds	1-3	1-6
PAT Kicks	7-9	6-7
Field Goals	0-0	0-0
TDs (Rush-Pass-Return)	2-6-1	3-3-1

Rushing	No.	Gain	Loss	Net	TD	Long	Avg.
Whitely, Darnell	3	13	0	13	2	9	4.3
Vena, Ryan	4	10	0	10	0	5	2.5
Morgan, Donovan	2	6	0	6	0	5	3.0
Newton, Syvelle	1	3	0	3	1	3	3.0
Totals	10	32	0	32	3	9	3.2

Passing	C-A-I	Yds	TD	Long	Sack
Vena, Ryan	19-34-1	267	3	40	1
Team	0-0-0	-3	0	0	0
Totals	19-34-1	264	3	40	1

Receiving	No.	Yds	TD	Long
Morgan, Donovan	6	112	1	40
Stokes, Keith	6	75	0	17
Brackins, Larry	5	66	1	18
Newton, Syvelle	1	10	0	10
Nsekhe, Ty	1	4	1	4
Totals	19	267	3	40

Defensive Stats	TT	TFL	Sack	FF	FR	Int-Yds	BrUp
Sadler, James	7.5	-	-	-	-	-	-
Brown, Melik	4.0	1.5	1.0	-	-	-	-
Martin, Chris	3.5	-	-	-	-	-	-
Brown, Mike	3.0	-	-	-	-	-	-
Perkins, Brandon	3.0	0.5	-	-	-	-	1
Fitzgerald, Jeffrey	2.5	1.0	-	-	-	-	-
Hayes, Jerome	2.0	-	-	-	-	-	1
Stokes, Keith	2.0	-	-	-	-	-	-
Richardson, Kent	1.5	-	-	-	-	-	2
Barno, Dustin	1.0	1.0	-	1	-	-	-
Campbell, Darrell	1.0	-	-	-	-	-	-
Newton, Syvelle	1.0	-	-	-	0	-	-

ALL-TIME RECORDS



ALL-TIME ROSTER

NAME	POS	YEAR
A		
Adams, Terrell	WR/DB	2004
Alfonzo, DeJuan	WR/LB	2011
Allen, Ernest	OL/DL	2006
Allgood, Justin	QB	2011
Arp, Donovan	OL/DL	2004-05
Aumaitre, Nyere	OL	2011-12
B		
Barno, Dustin	DL	2011-12
Bear, Dusty	LB	2012
Bell, Nate	OL/DL	2004
Bernstein, Matt	FB	2007
Bibla, Martin	OL	2007-08
Bogle, Phil	OL	2007-08
Boone, Aaron	WR/LB	2006
Brackins, Larry	WR	2007-08,11-12
Branch, Mario	OL/DL	2005
Bright, Anthony	WR	2006
Bright, Callahan	DL	2011
Broussard, Jamall	WR	2008
Browder, Nick	QB	2004
Brown, Chris	WR/DB	2005
Brown, Cyron	OL/DL	2004-06
Brown, DeAuntae	DB	2004
Brown, Marvin	FB/LB	2005
Brown, Melik	FB/LB	2011-12
Brown, Mike	WR/DB	2006-08, 11
Burch, Koreen	DB	2012
Burt, E.J.	OL/DL	2006
C		
Caldwell, Cecil	OL/DL	2006
Campbell, Darrell	DL	2011-12
Carberry, Kevin	DL	2008
Carvalho, Brennen	C	2012
Chaisson, Kelvin	OL	2007
Claybrooks, Felipe	DL	2007
Clelland, Lance	OL/DL	2004
Cleveland, Justin	OL/DL	2008
Compton, Gary	WR/LB	2004
Cooper, Jesse	DB	2012
Cowsette, Delbert	DL	2007
Crespina, Keita	WR/DB	2004-05
Curry, Clarence	DB	2006
D		
D'Orazio, Matt	QB	2008
Davis, Dan	DL	2011

NAME	POS	YEAR
D (cont)		
Davis, Jason	DL	2007
Davis, Rod	LB	2008
Dennis, DeShane	WR/DB	2004
Dickerson, Mondre	OL/DL	2008
DiMichele, Adam	QB	2012
Doster, Reggie	DB	2006
Dukes, Chad	FB/LB	2006
Duncan, Zipp	OL/DL	2012
Dunn, Anthony	OL/DL	2008
E		
Evans, Willie	DL	2011
F		
Fitzgerald, Jeffrey	OL/DL	2011-12
France, Todd	K	2006-07
Frank, Chris	FB/LB	2011-12
G		
Gaines, Kevin	DB	2006-07
Garnett, Winfield	OL/DL	2004-05
Gardner, Drew	DB	2011-12
Gauntt, Glen	QB	2008
Gause, George	DL	2008
Gilmartin, Mike	OL/DL	2011
Gohlstin, Eric	OL/DL	2004-05
Gonzalez, Steve	WR	2007
Goosby, Joe	WR/LB	2012
Graham, Derin	WR/DB	2004
Graziani, Tony	QB	2005-08
H		
Hammel, Todd	QB	2004
Harris, Johnnie	DB	2007
Harrison, David	OL	2011
Harrison, Michael	OL/DL	2004
Hayes, Jerome	OL/DL	2011-12
Henderson, Kenny	WR	2008
Hewitt, Matt	DB	2011
Hinsley, Ken	K	2004
Hobbs, Jacob	OL/DL	2011
Hoffman, Matt	DL	2012
Hoggard, Alfonso	WR	2012
Holmes, Brent	WR	2008
Holstrom, Ryne	OL	2011
Hughes, Connor	K	2008
Hughley, Jeff	WR	2012
J		
Jackson, Chris	WR	2008

ALL-TIME ROSTER

NAME	POS	YEAR
J (cont)		
Jackson, Joe	OL/DL	2004
Jackson, Marlion	FB/LB	2004-05
James, Jerrain	WR/LB	2007
Jehovah, Tramaine	OL/DL	2011
Johnson, C.J.	WR	2007
Johnson, Christian	OL/DL	2012
Johnson, Tom	DL	2008
Jones, Anthony "Tiger"	WR	2012
Jones, J'Sharlon	WR/DB	2004
Jones, Tyronne	WR	2004-05
K		
Keefe, Rob	DB	2008
Klein, Don	OL/DL	2006
Kirsch, Brandon	QB	2011
Kizer, Rayshaun	DB	2012
Knight, Marcus	WR	2005-06
Kobel, Craig	LB	2008
Koons, Dan	OL/DL	2005-06
L		
Layne, George	FB	2007
Levcik, Tim	QB	2004-05
Lewis, Cornelius	OL	2011
M		
Mabry, Mike	C/DL	2006-08
Mafuggi, Phil	K	2012
Malone, Antonio	DB	2011
Mance, Brian	DB	2007-08
Martin, Chris	DB	2011
Mayfield, Corey	OL/DL	2004
Maynor, Connell	QB	2006
McDonald, Travis	FB/LB	2004
McKelvey, J.J.	WR/LB	2006-07
McLain, C.J.	FB/LB	2004
McMackin, Rob	OL	2011
Milanese, Rob	WR/DB	2005-06
Miller, Arnold	OL/DL	2005
Missouri, Dwayne	DL	2004-07
Moore, Lamont	WR/DB	2006
Morgan, Donovan	WR	2011-12
Moten, Eddie	DB	2005-08
Murray, Leon	QB	2007
N		
Nemeth, EJ	QB	2012
Newton, Syvelle	WR/DB	2011
Nsekhe, Ty	OL	2011

NAME	POS	YEAR
N (cont)		
Nyenhuis, Gabe	DL	2007-08
O		
Orr, Raheem	FB/LB	2006-08
Ours, Wes	FB/LB	2005-08
P		
Paramoure, Reggie	DL	2012
Pauley, Charles	WR	2007
Pegues, Derek	DB	2011
Perkins, Brandon	LB	2011-12
Powell, Robbie	OI	2011
Prater, Kiano	OL	2012
Price, Idris	LB	2007
R		
Raudabaugh, Dan	QB	2012
Richardson, Kent	WR/DB	2011-12
Rivera, Antoine	WR	2011
Robinson, Bryan	OL/DL	2012
Robinson, Michaeux	DB	2012
Roundtree, Durrand	DL	2008
Ross, Daniel	FB	2011
Ross, Derrick	FB/LB	2012
Ross, Ricky	WR/DB	2004
Ryan, Chris	FB/LB	2004-05
S		
Sammons, Emery	WR	2012
Sauk, Matthew	QB	2006
Save, Bryan	DL	2007-08
Schonbrunner, Jeremy	C	2012
Schorejs, Derek	K	2005
Scott, Patrick	OL/DL	2004
Scott, Sean	WR/LB	2004-08
Seder, Tim	K	2005
Seaton, Travis	WR/DB	2004
Shaw, Terrill	WR/DB	2004-05
Small, Darnell	FB/LB	2006
Smith, Clifton	FB/LB	2008, 2012
Smith, Robbie	K	2011
Smith, Steve	WR	2005-06
Solomon, Kenneth	WR/LB	2004
Stoerner, Clint	QB	2007
Stokes, Keith	WR/KR	2011
Striefsky, Jon	DB	2011
T		
Thompson, Arkee	WR/DB	2005
Thompson, Dominique	WR	2011

ALL-TIME ROSTER

NAME	POS	YEAR
T (cont)		
Todd, Joe	WR/DB	2004-05
V		
Varner, Tanner	DB	2011-12
Vena, Ryan	QB	2011
Vines, Scottie	WR	2007
W		
Wallace, Jamal	DB	2005
Ward, Michael	FB/LB	2011
Watts, Darius	WR	2008
Webb, Dee	DB	2008
White, Cornelius	WR/DB	2006
Whitley, Darnell	OL/DL	2011
Williams, Aric	DB	2007
Williams, LeMoriell	WR/DB	2011
Wood, Juston	QB	2007

ALL-TIME TEAM RECORDS

HIGHS

First Downs - Game

29	4/21/08 at CLB
29	3/25/06 at DAL
28	5/27/07 at AUS

First Downs Allowed - Game

31	4/30/11 at IOW
28	3X 6/25/11 vs. ARI

Most First Downs - Both Teams

53	5/12/08 PHI (25) at GEO (28)
52	4/30/11 PHI (21) at IOW (31)
51	5/27/07 PHI (28) at AUS (23)

Most First Downs - Season

358	2008
353	2011
318	2007

Total Yards - Game

379	5/27/07 at AUS
378	5/22/05 vs. DAL
374	3/25/06 at DAL

Total Yards Allowed - Game

399	4/30/11 at IOW
398	4/21/08 at CLB
386	3/29/08 vs. TAM

Rush Yards - Game

113	4/28/08 vs. DAL
95	5/27/07 at AUS
66	5/13/06 at GEO

Rush Yards Allowed - Game

103	3/26/05 vs. GRR
80	2/27/05 vs. DAL
71	4/30/05 vs. ORL

Rush Yards - Both Teams

163	4/28/08 DAL (50) vs. PHI (113)
119	5/27/07 PHI (95) at AUS (24)
113	2/28/05 DAL (80) vs. PHI (33)

Rush Yards - Season

461	2006
456	2008
343	2007

Rush Yards Allowed - Season

578	2005
382	2008
296	2004

Pass Yards - Game

367	5/1/04 vs. COL
363	3/25/06 at DAL
356	5/22/05 vs. DAL

Pass Yards Allowed - Game

384	4/21/08 at CLB
382	4/30/11 at IOW
356	5/5/07 vs. KCB

Touchdowns - Season

140	2008
126	2007
120	2011

Touchdowns Allowed - Season

137	2011
121	2005
116	2008

Pass Touchdowns - Game

9	4/21/08 at CLB
9	3/1/08 vs. ORL
8	7x last 4/30/11 at IOW

Pass Touchdowns Allowed - Game

9	4/30/11 at IOW
8	7x last 3/1/08 vs. ORL

Pass Touchdowns - Both Teams

17	2x 4/30/11 PHL (8) at IOW (9)
16	4/21/08 PHI (9) at CLB (7)
15	3/20/05 TAM (7) vs. PHI (8)

ALL-TIME TEAM RECORDS

HIGHS (cont)

Pass Touchdowns - Season

103	2008
90	2007
89	2005

Pass Touchdowns Allowed - Season

88	2007
88	2005
87	2011

Rush Touchdowns - Game

6	6/25/11 vs. ARI
6	5/13/06 at GEO

Rush Touchdowns Allowed - Game

6	3/7/04 vs. CHI
4	10x last 6/3/11 vs. MKE

Rush Touchdowns - Both Teams

9	3/3/04 CHI (6) vs. PHI (3)
8	5/13/06 PHI (6) at GEO (2)
7	3x last 6/25/11 PHI (6) vs. ARI (1)

Rush Touchdowns - Season

31	2011
31	2006
30	2004

Rush Touchdowns Allowed - Season

33	2008
32	3x last 2011

Sacks For - Game

7	7/8/11 vs. CLE
5	4/3/05 vs. CMB
4	4x last 5/17/08 vs. CLB

Sacks Against - Game

5	4/15/11 vs. TBY
4	3/20/08 at LAA
3	3x last 3/29/08 vs. TAM

Pass Yards - Both Teams

699	4/30/11 PHI (317) at IOW (382)
671	4/21/08 PHI (287) at CLB (384)
659	3/25/06 PHI (363) at DAL (296)

Total Plays - Game

66	2/11/06 at ORL
58	3/25/06 at DAL
58	4/9/06 vs. CHI

Total Plays Against - Game

60	4/3/05 vs. CMB
58	2/13/05 vs. NAS
58	4/21/06 vs. CMB

Pass Attempts - Game

51	5/22/05 vs. DAL
49	4/16/07 vs. DAL
48	3x last 5/14/07 vs. NYD

Pass Attempts Against - Game

48	3/15/07 at GRR
47	6/21/07 vs. ORL
47	3/22/07 vs. COL

Pass Attempts - Both Teams

90	4/16/07 PHI (49) at DAL (41)
89	6/21/07 ORL (47) vs. PHI (42)
84	4/30/07 PHI (42) at CHI (42)

Pass Attempts - Season

606	2011
569	2008
564	2007

Pass Attempts Against - Season

640	2011
622	2007
581	2005

Completions - Game

32	2/11/06 at ORL
31	5/2/08 at CLE
29	3/31/06 vs. AUS

Completions Against - Game

36	5/5/07 vs. KCB
33	4/30/11 at IOW

ALL-TIME TEAM RECORDS

HIGHS (cont)

Completions - Both Teams

57	5/5/07 vs. KCB
56	3x last 5/12/08 PHI (28) at GEO (28)

Completions - Season

397	2008
370	2011
342	2007

Completions Against - Season

414	2011
383	2008
382	2007

Rushes - Game

20	4/28/08 vs. DAL
19	3/13/06 at KCB
18	2/11/06 at ORL

Sacks - Both Teams

8	7/8/11 PHI (7) vs. CLE (1)
7	4/15/11 PHI (2) vs. TBY (5)

Sacks - Season

29	2011
20	2006
19	2008

Sacks Against - Season

30	2011
23	2008
11	2005

Penalty Yards - Game

120	5/1/04 vs. COL
110	6/10/11 at SPO
106	3/26/05 vs. GRR

Penalty Yards - Season

909	2011
834	2007
819	2005

LOWS

First Downs - Game

11	3/18/06 at CMB
12	5/21/07
13	2/29/04 vs. TAM

First Downs Allowed - Game

11	7/8/11 vs. CLE
14	4x last 4/23/07 at CMB

First Downs - Both Teams

29	4/23/07 PHI (15) at CMB (14)
29	3/18/06 PHI (11) at CMB (18)
33	3x last 7/8/11 PHI (22) vs. CLE (11)

First Downs - Season

274	2006
309	2004
318	2007

First Downs Allowed - Season

284	2004
297	2006
317	2005

Total Yards - Game

119	5/5/07 vs. NOV
169	4/24/05 vs. NYD
176	5/15/04 vs. CAR

Total Yards Allowed - Game

147	5/27/11 vs. NOV
175	4/29/06 at NYD
180	7/8/11 vs. CLE

POINTS HIGH/LOW

Fewest Points Scored - Game

20	3/18/06 at CMB
21	4/23/07 at CMB
26	3/11/05 vs. SJS

Rushes Against - Game

19	3/26/05 vs. GRR
18	3/18/11 at CHI
18	3/5/06 at LVG

ALL-TIME TEAM RECORDS

Rushes - Both Teams

29	3/13/06	PHI (19) at KCB (10)
28	5/12/08	PHI (13) at GEO (15)
28	4/28/08	DAL (8) vs. PHI (20)

Rushes - Season

176	2006
134	2008
121	2004

Rushes Against - Season

138	2011
133	2004
115	2007

Penalties Against - Game

16	3/25/06	at DAL
13	4x last 6/17/11	at TUL

Penalties Against - Season

153	2011
142	2007
130	2005

Kick Return Yards

217	4/21/06	vs. CMB
199	5/8/04	vs. LVG
194	4/17/04	vs. CAR

Kick Return Yards Allowed

241	4/29/06	at NYD
198	5/27/11	vs. NO
194	4/9/06	vs. CHI

MFG Return Yards

103	3/13/06	at KCB
54	5/22/04	vs. SJS
52	2/29/04	vs. TAM

MFG Return Yards Allowed

93	4/9/06	vs. CHI
89	4/22/11	at SJ
63	2/15/04	vs. DAL

Touchdowns Scored - Game

11	4/30/11	at IOW
11	3/1/08	vs. ORL
11	2/19/06	vs. NYD

Touchdowns Allowed - Game

11	4/30/11	at IOW
11	3/1/08	vs. ORL
11	2/19/06	vs. NYD

Touchdowns Scored - Both Teams

20	4/30/11	PHI (11) at IOW (9)
20	2/19/06	NYD (9) vs. PHI (11)
20	5/22/05	PHI (9) at DAL (11)

Fewest Points Allowed - Game

21	7/8/11	vs. CLE
28	4/28/08	vs. DAL
30	3/9/07	at GRR

Fewest Points Scored - Both Teams

65	4/23/07	PHI (21) at CMB (44)
73	3/21/04	COL (40) vs. PHI (33)
73	3/18/06	PHI (20) at CMB (53)

Fewest Points Scored Season

737	2004
744	2006
825	2005

Fewest Points Allowed - Season

700	2006
796	2004
810	2008

Fewest Points Scored in 1st Quarter

0	5X LAST	6/3/11 vs. MKE
0	4x last	4/12/08 ay SJS

Fewest Points Scored in 2ndQuarter

3	2/29/04	at TAM
3	4/24/05	at NYD
3	3/18/06	at CMB

Fewest Points Scored in 3rd Quarter

0	6x last	5/6/11 vs. JAX
0	5x last	3/25/06 at DAL

ALL-TIME TEAM RECORDS

Fewest Points Scored in 4th Quarter

0	3/11/05 at SJS
0	3/18/06 at CMB
3	3x last 3/13/06 at KCB

Fewest Points Scored in 1st Half

10	4/23/07 at CMB
10	2/29/04 at TAM
24	6/3/11 vs. MKE

Fewest Points Scored in 2nd Half

6	3/13/06 at KCB
7	3/11/05 at SJS
7	3/18/06 at CMB

Fewest Pts in 1st Half - Both Teams

27	2/8/04 NOV (13) vs. PHI (14)
30	2/21/04 PHI (10) at TAM (20)
30	4/23/07 PHI (10) at CMB (20)

Fewest Pts in 2nd Half - Both Teams

24	3/11/05 PHI (7) at SJS (17)
24	3/13/06 PHI (6) at KCB (12)
34	2x last 3/25/06 PHI (21) at DAL (13)

Most Points Scored - Game

78	5/21/07 vs. NOV
77	3/1/08 vs. ORL
76	4/21/08 at CLB

Most Points Allowed - Game

77	4/10/05 vs. COL
77	5/22/05 vs. DAL
75	6/10/11 at SPO

Most Points Scored - Both Teams

142	5/27/07 PHI (76) at AUS (66)
140	5/22/05 PHI (63) at DAL (77)
138	4/30/11 PHI (76) at IOW (62)

Most Points Scored - Season

992	1998
914	2011
900	2007

Most Points Allowed - Season

969	2011
805	2005
835	2007

Most Points Scored in 1st Quarter

24	5/27/07 at AUS
23	1/30/05 at AUS
21	4/21/08 at CLB

Most Points Scored in 2nd Quarter

35	3/13/06 at KCB
34	5/27/11 vs. NOV
30	5/13/06 at GEO

Most Points Scored in 3rd Quarter

27	2/19/06 vs. NYD
23	5/17/08 vs. CLB
23	5/21/07 vs. NOV

Most Points Scored in 4th Quarter

34	4/22/11 at SJS
30	4/12/2008 at SJS
29	5/30/04 at NYD

Most Points Scored in 1st Half

47	5/27/07 at AUS
44	4/1/07 at NYD
42	4/21/08 at CLB

Most Points Scored in 2nd Half

44	4/12/08 at SJS
44	3/22/07 at COL
42	2x last 3/1/08 vs. ORL

Most Pts in 1st Half - Both Teams

89	5/27/07 PHI (47) at AUS (42)
83	5/14/07 NYD (48) vs. PHI (35)
78	6/7/08 PHI (42) at DAL (36)

Most Pts in 2nd Half - Both Teams

78	4/22/11 PHI (41) at SJS (37)
76	3/1/08 ORL (34) vs. PHI (42)
70	4/30/11 PHI (35) at IOW (35)

ALL-TIME TEAM RECORDS

Largest Margin of Victory

44	5/21/07 NVD (34) vs. PHI (78)
37	3/20/08 PHI (71) at LAA (34)
33	3/9/07 PHI (63) at NAS (30)

TURNOVERS

Most Fumbles - Game

5	4/29/06 at NYD
4	3/22/07 vs. COL
3	7x last 4/21/06 vs. CMB

Most Fumbles - Season

26	2x last 2011
24	2006
22	2x last 2008

Most Fumbles Lost - Game

4	4/29/06 at NYD
3	3x last 3/18/11 at CHI

Most Fumbles Lost - Season

19	2007
17	2011
16	2006

Most Fumbles - Both Teams in Game

9	5/2/08 PHI (7) at CLE (2)
8	4/3/05 PHI (2) at CMB (6)
7	4/21/06 CMB (4) vs. PHI (3)

Most Interceptions - Game

4	3x last 4/28/08 vs. DAL
---	-------------------------

Most Interceptions -Season

26	2006
22	2011
19	2007

Most Interceptions Against - Game

4	3/18/11 at CHI
4	5/14/07 vs. NYD
4	5/8/04 vs. LVG

Most Interceptions Against -Season

22	2011
21	2004
20	2007

Most Interceptions - Both Teams

6	5/6/06 DAL (4) vs. PHI (2)
5	4x last 5/13/11 PHI (2) vs. GEO (3)

ALL-TIME PLAYER RECORDS

PASSING

Passer Rating - Season

Matt D'Orazio	2008	131.3
Tony Graziani	2008	121.1
Connell Maynor	2006	116.7

Passer Rating - Career

Matt D'Orazio	2008	131.3
Tony Graziani	2005-08	111.9
Ryan Vena	2011	107.7

Completions - Game

Matthew Sauk	2/11/06 at ORL	32
Tony Graziani	3/31/06 vs AUS	29
Matt D'Orazio	3/20/08 at LAA	28
Matt D'Orazio	4/5/08 vs UTA	28
Matt D'Orazio	5/12/08 at GEO	28

Completions - Season

Tony Graziani	2005	328
Matt D'Orazio	2008	301
Ryan Vena	2011	276

Completions - Career

Tony Graziani	2005-08	870
Matt D'Orazio	2008	301
Ryan Vena	2011	276

Completion Percentage - Season

Matt D'Orazio	2008	72.4
Tony Graziani	2008	66.7
Connell Maynor	2006	61.9

Completion Percentage - Career

Matt D'Orazio	2008	72.4
Connell Maynor	2006	61.9
Tony Graziani	2004-08	61.8

Attempts - Game

Tony Graziani	5/22/05 vs DAL	51
Tony Graziani	3/25/06 at DAL	48
Matthew Sauk	2/11/06 at ORL	48

Attempts - Season

Tony Graziani	2005	555
Ryan Vena	2011	448
Matt D'Orazio	2008	416

Attempts - Career

Tony Graziani	2005-08	1434
Ryan Vena	2011	448

Yards - Game

Tony Graziani	3/25/06 at DAL	363
Tony Graziani	5/22/05 vs DAL	356
Ryan Vena	7/2/11 at DAL	354

Yards - Season

Tony Graziani	2005	4262
Ryan Vena	2011	3840
Matt D'Orazio	2008	3331

Yards - Career

Tony Graziani	2004-08	11230
Ryan Vena	2011	3840
Matt D'Orazio	2008	3331

Touchdowns - Game

Tony Graziani	3/1/08 vs ORL	9
Ryan Vena	4x at IOW 4/30/11	8
Matt D'Orazio	3/20/08 at LAA	8
Tony Graziani	3/22/07 vs COL	

Touchdowns - Season

Tony Graziani	2005	90
Matt D'Orazio	2008	72
Ryan Vena	2011	70

Touchdowns - Career

Tony Graziani	2004-08	225
Matt D'Orazio	2008	72
Ryan Vena	2011	70

Had Intercepted - Game

Todd Hammel	5/8/04 vs LVG	4
Ryan Vena	8x at DAL 7/2/11	3
Leon Murray	5/14/07 vs NYD	3
Juston Wood	4/30/07 at CHI	3
Juston Wood	4/16/07 at DAL	3

Had Intercepted - Season

Ryan Vena	2011	22
Tony Graziani	2005	15
Todd Hammel	2004	12

ALL-TIME PLAYER RECORDS

PASSING (cont)

Had Intercepted - Career		
Tony Graziani	2005-07	38
Ryan Vena	2011	22

RUSHING

Rush Attempts - Game		
Wes Ours	5/27/07 at AUS	13
Chris Ryan	2/27/05 vs DAL	9
Matt D'Orazio	4/28/08 vs DAL	8
Ryan Vena	4x vs. ARI 6/25/11	8

Rush Attempts - Season

Ryan Vena	2011	56
Matt D'Orazio	2004	53
Chris Ryan	2004	53

Rush Attempts - Career

Wes Ours	2005-08	116
Chris Ryan	2004-05	106
Ryan Vena	2011	56

Rush Yards - Game

Wes Ours	5/27/07 at AUS	54
Matt D'Orazio	5/12/08 at GEO	51
Ryan Vena	4/9/11 at ORL	47

Rush Yards - Season

Matt D'Orazio	2008	227
Ryan Vena	2011	159
Chris Ryan	2004	139

Rush Yards - Career

Wes Ours	2005-08	349
Chris Ryan	2004-05	274
Matt D'Orazio	2008	227

Rush TDs - Game

Ryan Vena	6/25/11 vs. ARI	4
Wes Ours	5/13/06 at GEO	4
Idris Price	4/9/07 vs GEO	3
Chris Ryan	5/15/05 vs CMB	3

Rush TDs - Season

Ryan Vena	2011	20
Chris Ryan	2005	16
Chris Ryan	2006	16

Rush TDs - Career

Chris Ryan	2004-05	32
Wes Ours	2005-08	23
Ryan Vena	2011	20

RECEIVING

Receptions - Game		
Donovan Morgan	3/11/11 at PIT	14
Larry Brackins	5/02/08 at CLE	14
Chris Jackson	4/05/08 at UTA	13

Receptions - Season

Chris Jackson	2008	140
Donovan Morgan	2011	121
Larry Brackins	2008	107

Receptions - Career

Sean Scott	2005-08	274
Larry Brackins	2007-08, '11	204
Steve Smith	2005-06	148

Receiving Yards - Game

Charles Pauley	3/22/07 vs COL	202
Donovan Morgan	3/11/11 at PIT	189
Chris Jackson	4/12/08 at SJS	175

Receiving Yards - Season

Donovan Morgan	2011	1959
Chris Jackson	2008	1719
Charles Pauley	2007	1473

Receiving Yards - Career

Sean Scott	2004-08	3187
Larry Brackins	2007-08, '11	2690
Donovan Morgan	2011	1959

Receiving TDs - Game

Chris Jackson	3/20/08 at LAA	6
Chris Jackson	6/07/08 at DAL	6
Larry Brackins	6/9/07 at TAM	5
Marcus Knight	3/26/05 vs GRR	5
Sean Scott	3/6/05 vs NYD	5
Sean Scott	2/6/05 vs CHI	5
Donovan Morgan	6x last 3/11/11	5

ALL-TIME PLAYER RECORDS

RECEIVING (cont)

Receiving TDs - Game		
Chris Jackson	2008	49
Donovan Morgan	2011	37
Larry Brackins	2008	29

Receiving TDs - Career

Sean Scott	2004-07	69
Larry Brackins	2007-08, '11	63
Chris Jackson	2008	49

KICKOFF/FG RETURNS

Kickoff Returns - Game		
Mike Brown	4/12/08 at SJS	10
Keith Stokes	5/21/11 at CLE	9
Steve Smith	2/27/05 vsDAL	8
Mike Brown	3/01/08 vs ORL	7

Kickoff Returns - Season

Steve Smith	2005	69
Keith Stokes	2011	66
Mike Brown	2008	60

Kickoff Returns - Career

Mike Brown	2006-08	140
Steve Smith	2005-06	88
Keith Stokes	2011	66

Kickoff Return Yards - Game

Mike Brown	3/01/08 vs ORL	196
Mike Brown	4/21/06 vs CMB	196
Mike Brown	4/12/08 at SJS	186

Kickoff Return Yards - Season

Steve Smith	2005	1425
Keith Stokes	2011	1200
Mike Brown	2008	1105

Kickoff Return Yards - Career

Mike Brown	2006-08, '11	3310
Steve Smith	2005-06	1747
Keith Stokes	2011	1200

MFG Returns - Game

Mike Brown	3/13/06 at KC	4
Tyronne Jones	2/29/04 vs TAM	2
Steve Smith	2/13/05 vs NAS	2

MFG Returns - Season

Tyronne Jones	2004	8
Mike Brown	2006	7
Eddie Moten	2007	5
Steve Smith	2005	5

MFG Returns - Career

Mike Brown	2006-08, '11	10
Tyronne Jones	2004-05	8
Eddie Moten	2005-07	7

MFG Return Yards - Game

Tyronne Jones	5/22/04 vs SJS	54
Tyronne Jones	2/29/04 vs TAM	52
Sean Scott	4/29/06 at NYD	41

MFG Return Yards - Season

Tyronne Jones	2004	203
Mike Brown	2006	135
Steve Smith	2005	98

MFG Return Yards - Career

Tyronne Jones	2004-05	203
Mike Brown	2006-08, '11	185
Steve Smith	2005-06	105

All-Purpose Yards - Game

Charles Pauley	5/05/07 vs KCB	277
Mike Brown	4/21/06 vs CMB	263
Steve Smith	2/20/05 vs NOV	259

All-Purpose Yards - Season

Steve Smith	2005	2961
Charles Pauley	2007	2263
Keith Stokes	2011	2149

All-Purpose Yards - Career

Mike Brown	2006-08, '11	4801
Steve Smith	2005-06	3709
Sean Scott	2004-08	3414

SCORING

Points Scored - Game		
Donovan Morgan	3/11/11 at PIT	36
Chris Jackson	6/07/08 at DAL	36
Larry Brackins	6/9/07 at TAM	30
Marcus Knight	3/26/05 vs GRR	30
Sean Scott	3/6/05 vs NYD	30

ALL-TIME PLAYER RECORDS

SCORING (cont)

Points Scored - Season

Chris Jackson	2008	294
Donovan Morgan	2011	228
Steve Smith	2005	186

Points Scored - Career

Sean Scott	2004-07	438
Larry Brackins	2007-08, '11	374
Chris Jackson	2008	294

Total TDs Scored - Game

Donovan Morgan	3/11/11 at PIT	6
Chris Jackson	6/07/08 at DAL	6
Larry Brackins	6/9/07 at TAM	5
Marcus Knight	3/26/05 vs GRR	5
Sean Scott	3/6/05 vs NYD	5

Total TDs Scored - Season

Chris Jackson	2008	49
Donovan Morgan	2011	38
Steve Smith	2005	31

Total TDs Scored - Career

Sean Scott	2004-07	76
Larry Brackins	2007-08, '11	62
Chris Jackson	2008	49

LONGEST SCORING PLAYS

Field Goal Made

Ken Hinsley	4/24/04 vs NYD	52
Todd France	2/5/06 vs LAA	51
Ken Hinsley	3/28/04 vs AUS	50

Rushing Touchdown

Ryan Vena	4/9/11 at ORL	32
Marlion Jackson	5/8/04 vs LVG	20
Ricky Ross	3/7/04 vs CHI	19

Receiving Touchdowns

Keith Stokes	4/30/11	49
Tyronne Jones	5/22/04 vs SJS	48
Donovan Morgan	2x 3/11/11 at PIT	46

Kickoff Returns for a Touchdown

Keith Stokes	5/6/11 vs. JAX	57
Mike Brown	4/12/08 at SJS	57
Mike Brown	4/21/06 vs CMB	57

KICKING

PATs Made – Game

Connor Hughes	3/01/08 vs ORL	11
Todd France	5/21/07 vs NOV	10
Connor Hughes	4/21/08 at CLB	10
Robbie Smith	4/30/11 at IOW	10
Todd France	3/15/07 at GRR	9
Todd France	3/9/07 at NAS	9

PATs Made – Season

Todd France	2007	105
Connor Hughes	2008	123
Todd France	2006	95

PATs Made – Career

Todd France	2006-07	200
Connor Hughes	2008	136
Ken Hinsley	2004	66

PATs Attempted - Game

Connor Hughes	3/01/08 vs ORL	11
Todd France	5/21/07 vs NOV	11
Robbie Smith	4/30/11 at IOW	11
Connor Hughes	4/21/08 at COL	10
Todd France	3/22/07 vs COL	10

PATs Attempted - Season

Connor Hughes	2008	136
Todd France	2007	119
Todd France	2006	103

KICKING (cont)

PATs Attempted - Career

Todd France	2006-07	223
Connor Hughes	2008	136
Ken Hinsley	2004	89

FGs Made – Game

Ken Hinsley	5/22/04 vs SJS	3
Jon Striefsky	7/8/11 vs. CLE	2

FGs Made – Season

Todd France	2006	14
Ken Hinsley	2004	13
Tim Seder	2005	6

FGs Made – Career

Todd France	2006	14
-------------	------	----

ALL-TIME PLAYER RECORDS

Ken Hinsley	2004	13
Derek Schorejs	2005	12

FGs Attempted - Game

Ken Hinsley	5/22/04 vs SJS	5
Ken Hinsley	2/15/04 vs DAL	4

FGs Attempted - Season

Todd France	2006	33
Ken Hinsley	2004	31
Tim Seder	2005	16

FGs Attempted - Career

Todd France	2006	33
Ken Hinsley	2004	31
Tim Seder	2005	16

DEFENSE

Tackles - Game

Eddie Moten	5/5/07 vs KCB	11.5
DeAuntae Brown	4/24/04 vs NYD	11
Kent Richardson	6/17/11 vs. TULI	10

Tackles - Season

Eddie Moten	2006	104
Eddie Moten	2008	93.5
DeAuntae Brown	2004	76.5

Tackles - Career

Eddie Moten	2005-08	358
Mike Brown	2006-08, '11	216
Sean Scott	2004-08	137

Interceptions - Game

Eddie Moten	4/28/08 vs DAL	3
Eddie Moten	5/6/06 vs DAL	3
Mike Brown	6/25/11 vs. ARI	2
Eddie Moten	5/13/06 at GEO	2

Interceptions - Season

Eddie Moten	2006	13
Eddie Moten	2007	9
Mike Brown	2011	8

Interceptions - Career

Eddie Moten	2005-08	32
Mike Brown	2006-08, '11	23
Kevin Gains	2006	6

Sacks - Game

Brandon Perkins	7/8/11 vs. CLE	3.0
Brian Save	3/20/08 at LAA	2.5
Dustin Barno	5/27/11 vs. NOV	2.0

Sacks - Season

Gabe Nyenhuis	2008	9.5
Darrell Campbell	2011	9.0
Dwayne Missouri	2007	7.0

Sacks - Career

Dwayne Missouri	2004-06	18
Gabe Nyenhuis	2007-08	12.5
Bryan Save	2007-08	9.5

Pass Breakups - Game

Eddie Moten	3/22/07 vs COL	7
Eddie Moten	2/26/06 vs ORL	4
Joseph Todd	5/1/04 vs COL	4

Pass Breakups - Season

Eddie Moten	2007	24
Eddie Moten	2008	23
Joseph Todd	2004	21

Pass Breakups - Career

Eddie Moten	2005-08	83
Joseph Todd	2004-05	27
Mike Brown	2006-08, '11	16

ALL-TIME RECORD BREAKDOWN

YEARLY

YEAR	WINS	LOSSES	PCT.	HOME	ROAD	DIVISION	CONFERENCE
2011	6	12	.333	4-5	2-7	3-3	5-6
2008	13	3	.810	7-1	6-2	7-1	9-2
2007	8	8	.500	4-4	4-4	2-4	5-6
2006	9	7	.563	5-3	4-4	3-3	6-5
2005	6	10	.375	4-4	2-6	1-5	4-6
2004	5	11	.313	4-4	1-7	4-4	4-7

OVERALL

Regular Season	47-51	Road Record	19-30
Postseason	5-2	Division Record	20-20
Home Record	28-21	Conference Record	33-32

MONTHLY

JAN	2-0	MAY	7-14
FEB	4-8	JUN	6-5
MAR	15-8	JUL	1-2
APR	13-18		

REGULAR SEASON

vs. Arizona	0-1	vs. Jacksonville	0-1	vs. San Jose	1-3
vs. Chicago	3-3	vs. Kansas City	1-2	vs. Spokane	0-1
vs. Cleveland/Las Vegas	2-5	vs. Milwaukee	1-1	vs. Tampa Bay	3-3
vs. Dallas	5-6	vs. New Orleans	2-2	vs. San Antonio	0-1
vs. Georgia	1-4	vs. Orlando	3-2	vs. Utah	1-0
vs. Iowa	1-0	vs. Pittsburgh	1-1		

POSTSEASON

vs. Arizona	0-0	vs. Jacksonville	0-0	vs. San Jose	1-0
vs. Chicago	0-0	vs. Kansas City	0-0	vs. Spokane	0-0
vs. Cleveland/Las Vegas	1-0	vs. Milwaukee	0-0	vs. Tampa Bay	0-0
vs. Dallas	0-0	vs. New Orleans	0-0	vs. San Antonio	0-0
vs. Georgia	0-1	vs. Orlando	1-1	vs. Utah	0-0
vs. Iowa	0-0	vs. Pittsburgh	0-0		

ALL-ARENA SELECTIONS

2011

SECOND-TEAM Donovan Morgan, WR

2008

FIRST-TEAM Matt D'Orazio, QB, Phil Bogle, OL, Martin Bibla, OL, Chris Jackson, WR

SECOND-TEAM Bryan Save, DL, Gabe Nyenhuis, DL, Eddie Moten, DB

ALL-ROOKIE Connor Hughes, K

ALL-IRON Clifton Smith, FB/LB

2007

FIRST-TEAM Phil Bogle, OL, Eddie Moten, DB

SECOND-TEAM Mike Mabry, C

ALL-ROOKIE Phil Bogle, OL, Martin Bibla, OL, Bryan Save, DL

ALL-IRON Idris Price, LB/FB

2006

FIRST-TEAM Eddie Moten, DB

SECOND-TEAM Ernest Allen, OL/DL

ALL-ROOKIE Todd France, K

ALL-IRON Mike Brown, DB/WR

ARENA FOOTBALL LEAGUE



**WE
GOT
THIS.**

COMMISSIONER JERRY B. KURZ



Jerry B. Kurz returns for his 27th season of Arena Football and third season as the AFL's Commissioner. Out-tenured only by the creator of Arena Football, Jim Foster, Kurz has dedicated his life to furthering the sport with a strong business ethic and core values meant to bring the highest quality product to the ever-growing fan base of arena football fans.

In his time as the president of the af2, the league saw extensive growth in small-to-mid sized markets, building an extremely dedicated fan base across the country. That foundation helped to fuel the return of the Arena Football League in 2010 after a year on hiatus due to financial instability. Kurz and a group of enthusiastic investors arranged the acquisition of the AFL's assets in bankruptcy court in late 2009 and revived the league in early 2010, fulfilling the promise that Arena Football would be played in 2010.

Kurz has also served as the AFL's Vice President of International Development, where he was in charge of the League's international exposure. During his tenure, he was responsible for administering the H3 Visa program, allowing international players to play for AFL teams stateside. He also arranged and executed all internationally played games for the Arena Football League.

Arena Football isn't Kurz's only claim to fame. He is also a founding member of Gridiron Enterprises, Inc., a sports consulting firm based out of Chicago. Gridiron Enterprises, consisting of Kurz, Foster and attorney William Niro, is the original founder of the AFL. Kurz has been a player, a coach, a general manager and an owner during his lifelong involvement with the game of football. He is also a member of four football Halls of Fame, including membership in the first class of the Arena Football Hall of Fame as well as membership in the arenafootball2 Hall of Fame.

Kurz attended the University of Oklahoma as an undergraduate and later earned his Juris Doctor Degree at Northern Illinois. Kurz is a licensed attorney in Illinois and operated a law firm with his wife, Kathryn Hall, for 20 years. Jerry and his wife, Kathryn, have one son named Matthew who is currently a football coach at Lake Forest College.

MISSION STATEMENT

"To serve our community with pride and passion as a quality example of individual and team excellence on the field, in the office, at the arena and within the community by consistently exceeding our customers' expectations by demonstrating the highest character, appreciation and respect for our game, customers, teammates and partners as a cost-effective and visionary organization providing a total entertainment experience."

FANS' BILL OF RIGHTS

In furtherance of our Mission Statement, we, the players, coaches, officials, staff and owners of the AFL are thankful to the Fans that we serve, appreciate their support and dedicate ourselves collectively to protecting their rights as the greatest sports and entertainment Fans in the world.

We believe that every Fan is entitled to a wholesome environment for guests and family members, free of violence, profane gestures and language or rude and invasive behavior that could in any way interfere with a first-class entertainment experience.

We believe that every Fan demands that we maintain absolute respect for the game of Arena Football and maintain the integrity of the finest of fair competition at all times.

We believe that every Fan deserves our very best effort on a consistent basis, on every play on the field, every action in the stands, every call to our office, and every involvement in our community.

We believe that every Fan is entitled to a total entertainment experience at an affordable cost for all members of the family from the time they arrive at the arena to the time they depart.

We believe that every Fan should receive the very best in competitive football, entertainment, merchandise, food and beverage for their purchasing power.

We believe that every Fan is entitled to interact with and have access to players and coaches for autographs and conversation in recognition of their support at every game.

We believe that Fans are entitled to fast, accurate, and complete information about our players, coaches, league, games, and performance.

We believe that Fans expect the Arena Football League to be comprised of gentlemen and ladies who are examples and role models for youth, free of physical violence, drugs, alcohol, and gambling abuse.

We believe that Fans expect us to honor our country and to be involved in our communities to make contributions for a better, safer, and more positive place to live.

We believe that Fans should know that we are committed to serve and not to be served, to give and not to just take, and to inspire and encourage people to higher levels of personal and professional achievement, growth, maturity, and respect for each other.



NFL NETWORK
“ARENA FOOTBALL FRIDAY”
GAME OF THE WEEK
2012 BROADCAST SCHEDULE



*Schedule subject to change

WEEK	DATE	VISITING TEAM	HOME TEAM
1	March 9	Pittsburgh	Orlando
2	March 16	Georgia	Tampa Bay
3	March 23	Philadelphia	Pittsburgh
4	March 30	San Jose	Spokane
5	April 6	Tampa Bay	New Orleans
6	April 13	New Orleans	San Antonio
7	April 20	Tampa Bay	Philadelphia
8	April 30	Kansas City	Tampa Bay
9	May 4	New Orleans	Jacksonville
10	May 11	Cleveland	Milwaukee
11	May 18	Orlando	New Orleans
12	May 25	Jacksonville	Orlando
13	June 1	Cleveland	Iowa
14	June 8	Pittsburgh	Cleveland
15	June 15	Tampa Bay	Orlando
16	June 22	Arizona	Milwaukee
17	June 29	Milwaukee	Cleveland
18	July 6	Milwaukee	Jacksonville
19	July 13	Cleveland	Utah
20	July 20	Jacksonville	Pittsburgh

PLAYOFFS ON NFL NETWORK

First Round
July 27-28

Conference Championship Round
August 3-4

ArenaBowl XXV
August 10



THE FIELD: An indoor padded surface 85 feet wide and 50 yards long with eight-yard end zones. Goal posts are nine feet wide with a crossbar height of 15 feet (NFL goal posts are 18-1/2 feet wide with the crossbar at 10 feet). The goal-side rebound nets are 30 feet wide by 32 feet high. The bottoms of the nets are eight feet above the ground. Sideline barriers are 48 inches high and made of high-density foam rubber.

THE EQUIPMENT: The official football is the same size and weight as the National Football League ball. Each ball is manufactured by Spalding.

THE PLAYERS AND FORMATIONS: Eight players on the field; 20-man active roster; four-man inactive roster. Four (4) offensive players must line up on the line of scrimmage. Three (3) defensive players must be down linemen (in a three or four-point stance). One linebacker may blitz on either side of the center. Alignment is two (2) or more yards off the line of scrimmage. No stunting or twisting. Offensive motion: One receiver may go in forward motion before the snap.

TIMING: Four 15-minute quarters with a 15-minute halftime. The clock stops for out-of-bounds plays or incomplete passes only in the last minute of each half or when the referee deems it necessary for penalties, injuries or timeouts. Each team is allowed three (3) time-outs per half.

MOVEMENT OF THE BALL AND SCORING: Four (4) downs are allowed to advance the ball ten (10) yards for a first down, or to score. Six (6) points for a touchdown. One (1) point for a conversion by place kick after a touchdown, two (2) points for a conversion by drop kick and two (2) points for successful run or pass after a touchdown. Three (3) points for a field goal by placement or four (4) points for a field goal by drop kick. Two (2) points for a safety.

KICKING: Kickoffs are from the goal line. Kickers may use a one-inch tee. Punting is illegal. On fourth down, a team may go for a first down, touchdown or field goal. The receiving team may field any kickoff or missed field goal that rebounds off the net. Any kickoff untouched which is out of bounds will be placed at the 20-yard line or the place where it went out of bounds, whichever is more advantageous to the receiving team.

PASSING: Passing rules in Arena Football are the same as outdoor NCAA Football in which receivers must have one foot inbounds. A unique exception involves the rebound nets. A forward pass that rebounds off of the end zone net is a live ball and is in play until it touches the playing surface.

OVERTIME RULES: Overtime periods are 15 minutes during the regular season and the playoffs. Each team gets one possession to score. If, after each team has had one possession, one team is ahead, that team wins. If the teams are tied after each has had a possession, the next team to score wins.

PLAYOFF FORMAT: Eight teams qualify for the playoffs - four from each conference (American and National). The four qualifying teams from each conference consist of the two division winners and two wild cards, determined by best overall record. Seeding in each conference is based on overall record, with the top two seeds reserved for the division winners, regardless of record.

AFL FRONT OFFICE



**JERRY B. KURZ
COMMISSIONER**

**jkurz@arenafootball.com
PH: (312) 465-2216**

Sarah Gomez
Chief Financial Officer
sgomez@arenafootball.com
PH: (918) 508-2303

Joe Kleinsmith
Director of Football Operations
jkleinsmith@arenafootball.com

Christie Cook
Senior Director of League &
Team Operations
ccook@arenafootball.com
PH: (312) 465-2214

Adam J. Robbins
Senior VP, Corporate Partnerships
arobbins@arenafootball.com
PH: (312) 465-2213

Anthony Herron
VP of Broadcast, Communications & Branding
aherron@arenafootball.com
PH: (312) 465-2212

Matt Watson
Manager, Workers Compensation
Administration
mwatson@arenafootball.com
PH: (312) 465-2209

Evan Vladem
Manager, Media Services &
Public Relations
evladem@arenafootball.com
PH: (312) 465-2217

BJ Pickard
New Media Coordinator
bjpickard@arenafootball.com
PH: (312) 465-2204

Beth Gray
Staff Accountant
bgray@arenafootball.com
PH: (918) 508-2310





ARIZONA RATTLEERS
 14287 N. 87th ST, Suite 120
 Scottsdale, AZ 85260
 Tel: (480) 924-0208
 Fax: (480) 751-1286
 www.azrattlers.com

ORGANIZATION
 Founded: 1992
 Conference: National
 Division: West
 2011 Record: 16-2

OWNERSHIP
 Managing Partner: Ron Shurts

FRONT OFFICE
 Director of Operations: Joe Windham
 Director of Team Operations: JT Thompson
 Director of Player Personnel: David Turner
 Director of Marketing: Tracy Soto
 Ticket Sales Manager: Kristian Kuhms
 Game Operations: Kip Helt
 Statistical Crew: Steve Heck

FOOTBALL OPERATIONS
 General Manager/Head Coach: Kevin Guy
 Assistant Head Coach: Kani Kauahi
 Defensive Coordinator: Omarr Smith
 Defensive Line: Abdul Noah
 Quality Control: Todd Conner

ARENA
 US Airways Center
 201 East Jefferson Street
 Phoenix, AZ 85004
 (602) 379-2000
 Capacity: 14,398

VS. SOUL
 No games this season.

CHICAGO RUSH
 2340 South River Road Suite 402
 Des Plaines, IL 60018
 Tel: (855) 787-4946
 Fax: (847) 882-9413
 www.arenarush.com

ORGANIZATION
 Founded: 2001
 Conference: National
 Division: Central
 2010 Record: 13-5

OWNERSHIP
 N/A

FRONT OFFICE
 President/General Manager: Roger Wexelburg
 Assistant General Manager: Jon Redmond
 Corporate Sales/Game Day Manager: Kimberly Clements
 Media & Community Relations Coordinator: Erin Herrmann
 Manager of Ticket Operations/Account Executive: Mark Serrao
 Account Executive: Kristi Read
 Account Executive: Peter Grim
 Account Executive: Shannon Allen
 Account Executive: Steve Brauer

FOOTBALL OPERATIONS
 Head Coach: Bob McMillen
 Director of Player Personnel: Scott Bailey
 Defensive Coord/Asst Head Coach: Walt Housman
 Defensive Backs Coach: Titcus Pettigrew

ARENA
 Allstate Arena
 6920 Mannheim Road
 Rosemont, IL 60018
 (847) 635-6601
 Capacity: 16,000

VS. SOUL
 No games this season.



CLEVELAND GLADIATORS
 631 Huron Road
 Cleveland, OH 44115
 Tel: (216) 685-9000
 Fax: (216) 685-9002
 www.clevelandgladiators.com

ORGANIZATION
 Founded: 1997
 Conference: American
 Division: East
 2011 Record: 10-8

OWNERSHIP
 Majority Owner: Dan Gilbert

FRONT OFFICE
 President: Len Komoroski
 Special Advisor: Bernie Kosar
 Director, Communications & Football Operations:
 Phil Tesar
 Ticket Sales Manager: Steve Korey
 Account Executive: John Ruyf

FOOTBALL OPERATIONS
 Head Coach: Steve Thonn
 Director of Player Personnel: Ron Selesky
 Defensive Backs Coach: Nick Ward
 Assistant Coach: Dave Poinsett
 Athletic Trainer: Dean Taylor
 Head Equipment Manager: Brian Freeman
 Asst. Equipment Manager: Giovanni Di Siena

ARENA
 Quicken Loans Arena
 1 Center Court
 Cleveland, OH 44115
 (800) 820-2287
 Capacity: 17,500

VS. SOUL
 Sunday, April 1
 Cleveland Gladiators @ Philadelphia Soul
 6:05 p.m.

Friday, July 8
 Philadelphia Soul @ Cleveland Gladiators
 4p.m.

GEORGIA FORCE
 3120 Medlock Bridge Road
 Building E, Suite 260
 Norcross, GA 30071
 Tel: (770) 609-1300
 Fax: (770) 609-1347
 www.georgiaforce.com

ORGANIZATION
 Founded: 2002
 Conference: American
 Division: South
 2011 Record: 11-7

OWNERSHIP
 Owners: Doug MacGregor, Donn Jennings

FRONT OFFICE
 President: Corey Remillard
 General Manager: Chris Hendley
 Senior Director of Team Operations: Andy Haskell
 Director of Creative Services: Dionte' Geiger
 Corporate Sales: Mike Sammond
 Corporate Sales: Drew White
 Ticket Sales Manager: Carder Berry
 Director of Communications: Liz Bloeser
 Community Relations Manager: Barbie Bufford
 Account Executive: Nathan Wooden
 Account Executive: Chynna Hibbits
 Account Executive: Kimberly Banks

FOOTBALL OPERATIONS
 Head Coach: Dean Cokinos
 Assistant Coach: James Clark
 Football Operations Manager: Brad Graham
 Football Operations Assistant: Justin Krueger
 Athletic Trainer: Brian Struck
 Equipment Manager: Dakota King
 Videographer: Cole Webster

ARENA
 The Arena at Gwinnett Center
 6400 Sugarloaf Parkway
 Duluth, GA 30097
 (770) 813-7500
 Capacity: 10,500

VS. SOUL
 Saturday, April 7th
 Philadelphia Soul @ Georgia Force
 7 p.m.


IOWA BARNSTORMERS

730 Third Street
Des Moines, IA 50309
Tel: (515) 633-2255
Fax: (515) 564-8451
www.theiowabarnstormers.com

ORGANIZATION

Founded: 1995
Conference: National
Division: Central
2011 Record: 5-13

OWNERSHIP

President/Owner: Jeff Lamberti
Principal/Owner: Matt Strawn
General Manager/Owner: John Pettit
Owners: Don Lamberti, Ben Silverstein, David Silverstein, Dave Knau, Jerry Stanton, Scott Thurber, Dan Stanbrough, David M. Greenspon, Jeff Lipman, Bob Chittenden, Brian Chittenden, Don Dewaay, Jim Gocke, Hon. Spencer Abraham, Tony Antone, Tom Carlstrom, Charles Drucker, Gary Galinsky, Bill Hecht, Tim Hecht, William McGuinn, Tom Nelson, Don Achylski, Robert Pearson, Mark Valente III, Michael Warren

FRONT OFFICE

Director of Marketing/Game Operations: Greg Boyd
Director of Ticket Sales: Matt Swim
Director of Corporate Sales: Becky Beach
Corporate Sales/Broadcaster: Joe Stasi
Account Executive: Grant Young
Account Executive: Nick Woods
Account Executive: Doug Lang

FOOTBALL OPERATIONS

Head Coach/Director of Football Operations: Mike Hohensee
Defensive Coordinator: Ernesto Purnsley
Special Teams Coordinator: Trever Whiting
Equipment Manager: Chris Idler
Head Trainer: David McAdon
Medical Staff: Dr. Bill Jacobson, Dr. William Boulden, Dr. Michael Lee, Dr. Teri S. Formanek, Dr. Brian M. Crites, Dr. Mark D. Fish, Dr. Gregory J. Yanish, Dr. Donna J. Bahls, Dr. Jesse Stumbaugh, Dr. Michael Johnson

ARENA

Wells Fargo Arena
730 Third Street
Des Moines, IA 50309
(515) 564-8000
Capacity: 11,209

VS. SOUL

No games this season.

JACKSONVILLE SHARKS

1000 West Bay Street
Jacksonville, FL 32202
Tel: (904) 621-0700
Fax: (866) 661-2116
www.jaxsharks.com

ORGANIZATION

Founded: 2010
Conference: America
Division: South
2011 Record: 14-4

OWNERSHIP

Managing Partner: Jeff Bouchy
Partner: Larry Payne
Partner/Vice President of Ticketing: Steve Curran

FRONT OFFICE

Assistant GM: Tim Johnson
Controller: John Pearce
Director of Media Relations: Zander Kean
Group Sales & Game Operations Coordinator: Julie Romanik
Director of Community Relations: Lindsey Hamilton
Group Ticket Sales: Josh Bratovich
Ticket Sales Representative: Kevin Lee
Ticket Sales Representative: Jeffrey Davis-Cole
Ticket Sales Representative: Mike Adams
Ticket Sales Representative: Brian Fossick

FOOTBALL OPERATIONS

Head Coach: Les Moss
Defensive Coordinator: Jake Grande
Assistant Coach: Brian Ferguson
Assistant Coach: Jerry Crafts
Assistant Coach/Equipment Manager: BJ Fusco
Director of Sports Medicine: Doug Kliener
Head Team Physician: Kevin Kaplan, MD
Head Trainer: Luke Wilson

ARENA

Jacksonville Veterans Memorial Arena
300 A. Philip Randolph Boulevard
Jacksonville, FL 32202
(904) 630-3900
Capacity: 15,000

VS. SOUL

Saturday, May 12
Jacksonville Sharks @ Philadelphia Soul
7:05 p.m.

Saturday, June 16
Philadelphia Soul @ Jacksonville Sharks
7 p.m.



KANSAS CITY COMMAND
 5366 West 95th Street
 Prairie Village, KS 662087
 Tel: (855) 522-7362
 Fax: (913) 381-2782
 www.kccommand.com

ORGANIZATION
 Founded: 2006
 Conference: National
 Division: Central
 2011 Record: 6-12

OWNERSHIP
 Owner: Chris Likens

FRONT OFFICE
 President: Pete Likens
 Senior Vice President: Brian Budzinski
 VP of Communications: Nick McCabe
 VP of Business Operations: Scott Levinson
 Director of Sales and Marketing: Jeff Husted
 Director of Operations: Blake Clarendau
 Director of Community Relations: Ryan Hammons
 Director of Ticket Sales: Brian Watley
 Ticket Sales Manager: Brian Roth
 Sales Representative: Brent Garrison
 Sales Representative: Mike Rodriguez
 Sales Representative: Gina Schiraldi

FOOTBALL OPERATIONS
 Head Coach: Danton Barto
 Assistant Head Coach/Defensive Line: Brian Hug
 Offensive Line Coach: Richard McClesky
 Defensive Backs Coach: Eldrick Hill
 Wide Receivers Coach: Tod Devoe
 Director of Player Personnel: Ryan Myers
 Director of Rehabilitation & Strength/Conditioning: Travis Neff
 Head Trainer: Jamal James

ARENA
 Sprint Center
 1407 Grand Boulevard
 Kansas City, MO 64106
 (816) 949-7100
 Capacity: 17,297

VS. SOUL
 No game this season

MILWAUKEE MUSTANGS
 1661 N. Water Street
 Suite 509
 Wauwatosa, WI 53202
 Tel: (414) 224-4000
 Fax: (414) 224-8096
 www.mkemustangs.com

ORGANIZATION
 Founded: 2009
 Conference: America
 Division: East
 2011 Record: 7-11

OWNERSHIP
 Principal Owners: Chris Rebholz, Todd Hansen, Dave Bahl

FRONT OFFICE
 Vice President: Scott Jacka
 C.O.O: Tom Colleton
 Director of Media & Public Relations: Nicole LeBlanc
 Director of Ticket Sales: Julie Banach
 Director of Merchandising & Communications: Carlie Kappel
 Director of Corporate Sponsorships: Michael Sampson

FOOTBALL OPERATIONS
 Head Coach: Bob Landsee
 Assistant Coach/Director of Player Personnel: Mark Stoute
 Defensive Coordinator: Doug Lytle
 Special Teams Coach: Damian Harrell
 Equipment Manager: Sam Wrobel
 Head Athletic Trainer: Darren Rose

ARENA
 Bradley Center
 1001 North Fourth Street
 Milwaukee, WI 53203
 (414) 227-0444
 Capacity: 17,000

VS. SOUL
 Saturday, May 5
 Milwaukee Mustangs @ Philadelphia Soul
 7:05 p.m.

Friday, June 8
 Philadelphia Soul @ Milwaukee Mustangs
 8 p.m.



NEW ORLEANS VOODOO
 1515 Poydras Street Suite 100
 New Orleans, LA 70112
 Tel: (504) 875-3900
 Fax: (504) 782-3590
 www.aflvoodoo.com

ORGANIZATION
 Founded: 2002
 Conference: American
 Division: South
 2011 Record: 3-15

OWNERSHIP
 Owner: Dan Newman

FRONT OFFICE
 Vice President/General Manager: Jon Norris
 Vice President of Ticketing & Operations: Jason Coffel
 Vice President/Director of Media Relations: Brandon Rizzuto
 Director of Football Operations: Gary Gussman
 Senior Marketing Executive: Jim Hogg
 Ticket Sales: Allyson Colburn

FOOTBALL OPERATIONS
 Head Coach: Pat O'Hara
 Assistant Head Coach/Defensive Coordinator: Maurice Blanding
 Special Teams Coordinator & Offensive/Defensive Line Coach: Doug Miller
 Equipment Manager: Rafael Aquino

ARENA
 New Orleans Arena
 1501 Girod Street
 New Orleans, LA 70113
 (504) 587-3663
 Capacity: 15,168

VS. SOUL
 Sunday, March 18
 Philadelphia Soul @ New Orleans VooDoo
 4 p.m.



ORLANDO PREDATORS
 302 South Graham Avenue
 Orlando, FL 32803
 Tel: (407) 648-4444
 Fax: (407) 839-4877
 www.orlandopredators.com

ORGANIZATION
 Founded: 1991
 Conference: American
 Division: South
 2011 Record: 11-7

OWNERSHIP
 Managing Partner: Brett Bouchy
 Partners: Todd Boren, Pete DiPasqua, Bob Gries, Dal Kim, Doug Long, Dr. Mike McHale, Pat McHale, David Pearsall, Robert Schafer, Randy Wilds, Scott York, Steve Perry

FRONT OFFICE
 Chief Operating Officer: Darrell Harbin
 Director of Business Operations: Chris Tamburrelli
 Director of Corporate Sales: Michele Tamburrelli
 Director of Gameday Operations/Corporate Sponsorship Coordinator: Keith Recine
 Director of Communications: J.C. Carnahan
 Director of Community Relations: Juan Aguilera
 Ticket Manager: Jen Menzel
 Suite Sales Manager/Senior Ticket Representative: Jack Benigno
 Senior Ticket Representatives: Dan Skokan & Howard J. Gelber
 Business Development: Rob Levy & Marlon McClary, Sr.

FOOTBALL OPERATIONS
 Head Coach: Bret Munsey
 Head Athletic Trainer: Kevin Mercuri
 Director of Sports Medicine: Joel Johnson
 Equipment Manager: Tom Dillard

ARENA
 Amway Center
 400 West Church Street
 Orlando, FL 32801
 (407) 440-7000
 Capacity: 15,203

VS. SOUL
 Saturday, April 28
 Philadelphia Soul @ Orlando Predators
 7:30 p.m.

Saturday, June 2
 Orlando Predators @ Philadelphia Soul
 7:05 p.m.


PITTSBURGH POWER

One PPG Place
Suite 2370
Pittsburgh, PA 15211
Tel: (412) 697-0996
Fax: (412) 697-0997
pittsburghpowerfootball.com

ORGANIZATION

Founded: 2010
Conference: National
Division: East
2011 Record: 9-9

OWNERSHIP

Owner/CEO & General Manager: Matt Shaner
Co-Owners: Lynn Swann, Lance Shaner

FRONT OFFICE

President: Peter Hill
CFO: Ben Eltz
COO: Michael Gorham
Director of Football Operations: Justin Gould
Director of Ticketing: Calvin Jackson
Office Administrator/Executive Assistant: Kathryn Hill
Operations Assistant: Brad Wittke
Quality Control: Jack Brumbaugh

FOOTBALL OPERATIONS

Head Coach: Chris Siegfried
Defensive Coordinator: Derek Stingley
Defensive Line Coach: LaMonte Coleman
Line Coach: John Sikora
Assistant Coach: Brian Basile

ARENA

CONSOL Energy Center
1001 Fifth Avenue
Pittsburgh, PA 15219
(412) 642-1800
Capacity: 16,280

VS. SOUL

Friday, March 23
Philadelphia Soul @ Pittsburgh Power
8:00 p.m. – NFL Network

Sunday, June 24
Pittsburgh Power @ Philadelphia Soul
6:05 p.m.

SAN ANTONIO TALONS

130 E. Travis St. #525
San Antonio, TX 78205
Tel: (855) 728-2566
Fax: NA
www.sanantoniotalons.com

ORGANIZATION

Founded: 2012
Conference: National
Division: Central
2011 Record: 8-10

OWNERSHIP

CEO/Owner: Jason Lohe
Owners: William Yuan

FRONT OFFICE

President: Rob Yowell
COO/Senior Vice President: Cree Crawford
CFO: Adam Borego
Director of Operations: Jeff Schoor
Director of Media & Public Relations: Bryn Nebinger
Director of Ticket Operations: Jesse Denny
Game Operations Coordinator: JJ DeLarosa

FOOTBALL OPERATIONS

Head Coach: Lee Johnson
Assistant Head Coach: Tyrone Peace
Defensive Coordinator: Corey Mayfield
Offensive Coordinator: Otis Amey
Head Equipment Manager: Artie Verde

ARENA

Alamodome
100 Montana St.
San Antonio, TX 78203
(210) 207-3663
Capacity: 16,800

VS. SOUL

No game this season.



SAN JOSE SABERCATS
 600 East Brokaw Road
 San Jose, CA 95112
 Tel: (408) 673-3400
 Fax: (408) 673-3401
 www.thesanjosesabercats.com

ORGANIZATION
 Founded: 1995
 Conference: National
 Division: West
 2011 Record: 7-11

OWNERSHIP
 Owners: Darren Arbet, San Jose SaberCats LLC

FRONT OFFICE
 Director of Business Operations: Hank Stern
 Media Relations Manager: Jordan Stepp
 Ticket Sales: Jimmy Dilks

FOOTBALL OPERATIONS
 Head Coach: Darren Arbet
 Defensive Coordinator: Cedric Walker
 Offensive Line/Special Teams: Jeff Jarnigan
 Defensive Line: Kerry Locklin
 Head Trainer: David Kobata
 Equipment Manager: Mike Wojcik

ARENA
 HP Pavilion
 525 West Santa Clara Street
 San Jose, CA 95113
 (408) 287-7070
 Capacity: 13,500

VS. SOUL
 Sunday, April 15
 San Jose SaberCats @ Philadelphia Soul
 6:05 p.m.

SPOKANE SHOCK
 3212 North Eden Road
 Suite B
 Spokane, WA 99216
 Tel: (509) 242-7462
 Fax: (509) 267-7902
 www.spokaneshock.com

ORGANIZATION
 Founded: 2006
 Conference: National
 Division: West
 2011 Record: 9-9

OWNERSHIP
 Majority Owner/CEO: Brady Nelson

FRONT OFFICE
 V.P. of Sales: Kathy Bevan
 General Manager: Ryan Rigmaiden
 Director of Communications: Kevin Maloney
 Director of Marketing and Operations: Lance Beck
 VP of Sales: Kathy Bevan
 Director of Ticket Sales: Andrew Dolan
 Account Executive: Trevor Sharpe
 Account Executive: Ryan Eucker

FOOTBALL OPERATIONS
 Head Coach/Offensive Coordinator: Andy Olson
 Defensive Coordinator: Travis Crusenberry
 Defensive Backs Coach: Stanley Franks
 Offensive and Defensive Line Coach: Clay Harrell
 Equipment Manager: Ryan Eucker

ARENA
 Spokane Veterans Memorial Arena
 720 West Mallon Avenue
 Spokane, WA 99201
 (509) 279-7000
 Capacity: 10,775

VS. SOUL
 Friday, May 18
 Philadelphia Soul @ Spokane Shock
 11:00 p.m.

Friday, June 8
 Spokane Shock @ Philadelphia Soul
 6:05 p.m.



TAMPA BAY STORM
401 Channelside Drive
Tampa, FL 33602
Tel: (813) 276-7300
Fax: (813) 307-5902
www.tampabaystorm.com

ORGANIZATION
Founded: 1987
Conference: American
Division: South
2010 Record: 7-11

OWNERSHIP
Owner & Chairman: Jeff Vinik

FRONT OFFICE
CEO: Todd Leiweke
President: Derrick Brooks
COO: Steve Griggs
CFO: Martha Fuller
AFL Board Member: Elmer Straub
VP of Football Operations: Jeff Gooch
VP of Game Operations: John Franzone
Media Relations Manager: Jim Robinson
Marketing Manager: Kelsey Carlson
Director of Ticket Sales: Ryan Cook
Administrative Coordinator: Jenna Debruler

FOOTBALL OPERATIONS
Head Coach: Dave Ewart
Offensive Coordinator: John Gregory
Defensive Coordinator: Donnie Abraham
Wide Receivers/Special Teams: Lawrence Samuels
Director of Player Personnel: Dave Wilson
Football Operations Manager: Monty Bussey
Team Doctor: Dr. David Thompson
Head Trainer: Samantha Blakely

ARENA
St. Pete Times Forum
401 Channelside Drive
Tampa, FL 33602
(813) 301-6600
Capacity: 19,200

VS. SOUL
Friday, April 20
Tampa Bay Storm @ Philadelphia Soul
8 p.m. – NFL Network

Saturday, June 30
Philadelphia Soul @ Tampa Bay Storm
7:30 p.m.

UTAH BLAZE
301 West South Temple
Salt Lake City, UT 84101
Tel: (888) 992-5293
Fax: (801) 404-8090
www.utblaze.com

ORGANIZATION
Founded: 2006
Conference: National
Division: West
2011 Record: 9-9

OWNERSHIP GROUP
Owner/President/Head Coach: Ron James
Owner/Sr. VP of National Sales: Ed Bruno
Owners: Logan Hunter, Kristin Murdock, Justin Hyde, Isaac Jacobson

FRONT OFFICE
General Manager: Steve Videtich
Director of Communications: Michael Dijulio
Director of Game Operations: Tom Schimpf
Director of Ticketing: James Farwell
Promotions Coordinator: Anthony Jones

FOOTBALL OPERATIONS
Offensive Coordinator: Matthew Sauk
Defensive Coordinator: Michael Brown
Director of Player Personnel: Karl Bates
Head Equipment Manager: Rory Crouch
Head Team Physician: Mark D. Scholl
Head Athletic Trainer: Chris Match

ARENA
Energy Solutions Arena
301 West South Temple
Salt Lake City, UT 84101
(801) 325-2500
Capacity: 15,336

VS. SOUL
Friday, June 22
Utah Blaze @ Philadelphia Soul
6:05 p.m.

2012 AFL TEAM MEDIA DIRECTORY

 <p>ARIZONA RATTLEERS 14287 N. 87TH ST. SUITE 120 SCOTTSDALE, AZ 85260 T: 480-924-0208 F: 480-751-1286 TRACY SOTO (480) 244-7085 TRACY@AZRATTLEERS.COM</p>	 <p>CHICAGO RUSH 2340 S. RIVER RD. SUITE #400 DES PLAINES, IL 60018 T: 855-787-4946 F: 224-567-8952 ERIN H ERRMANN (855) 787-4946 EHERRMANN@ARENARUSH.COM</p>	 <p>CLEVELAND GLADIATORS 1 CENTER COURT CLEVELAND, OH 44115 T: 216-685-9000 F: 216-685-9002 PHIL TESAR (216) 685-9000 X206 PTESAR@CLEVELANDGLADIATORS.COM</p>	 <p>GEORGIA FORCE 3120 MEDLOCK BRIDGE RD. BUILDING E SUITE 260 NORCROSS, GA 30071 T: 770-609-1300 F: 770-609-1347 LIZ BLOESER 770.609.1314 LBLOESER@GEORGIAFORCE.COM</p>	 <p>IOWA BARNSTORMERS 730 3RD STREET DES MOINES, IA 50309 T: 515-633-2255 F: 515-564-8451 GREG BOYD (515) 633-2255 GBOYD@THEIOWABARNSTORMERS.COM</p>
 <p>JACKSONVILLE SHARKS 1000 W. BAY STREET JACKSONVILLE, FL 32202 T: 904-621-0700 F: 866-661-2116 ZANDER KEAN (508) 523-0694 ZANDER@JAXSHARKS.COM</p>	 <p>KANSAS CITY COMMAND 5370 W 95TH STREET PRAIRIE VILLAGE, KS 66207 T: 913-383-8642 F: 913-381-2782 NICK MCCABE (913) 383-9242 X5340 NMCABE@KCCOMMAND.COM</p>	 <p>MILWAUKEE MUSTANGS 1661 N. WATER STREET SUITE 509 MILWAUKEE, WI 53202 T: 414-224-4000 F: 414-224-8096 NICOLE LEBLANC (414) 224-4000 NLEBLANC@MKEMUSTANGS.COM</p>	 <p>NEW ORLEANS VOODOO 1515 POYDRASS STREET SUITE 100 NEW ORLEANS, LA 70112 T: 504-875-3900 F: 504-782-3590 BRANDON RIZZUTO (504) 875-3900 BRANDON@AFLVOODOO.COM</p>	 <p>ORLANDO PREDATORS 302 S GRAHAM AVENUE ORLANDO, FL 32803 T: 407-648-4444 F: 407-839-4877 J.C. CARNAHAN (407) 704-6196 JCARNAHAN@ORLANDOPREDATORS.COM</p>
 <p>PHILADELPHIA SOUL 1635 MARKET ST. 17TH FL PHILADELPHIA, PA 19103 T: 215-253-4900 F: 215-253-4933 TOM GOODHINES (215) 253-4900 TGOODHINES@PHILADELPHIASOUL.COM</p>	 <p>PITTSBURGH POWER 1 PPG PLACE STE 2370 PITTSBURGH, PA 15222 T: 412-697-1239 F: 412-697-0997 ETHAN VICKERS (412) 434-6320 X112 ETHAN@BRABENDERCOX.COM</p>	 <p>SAN JOSE SABERCATS 600 E BROKAW ROAD SAN JOSE, CA 95112 T: 408-673-3400 F: 408-673-3401 JORDAN STEPP (408) 673-3400 X31206 J.STEPP@THESANJOSESABERCATS.COM</p>	 <p>SPOKANE SHOCK 3212 N EDEN RD STE B SPOKANE VALLEY, WA 99216 T: 509-242-7462 F: 509-267-7902 KEVIN MALONEY (509) 242-7471 KMALONEY@SPOKANESHOCK.COM</p>	 <p>TAMPA BAY STORM 401 CHANNELSIDE DRIVE TAMPA, FL 33602 T: 813-276-7300 F: 813-307-5902 JIM ROBINSON (813) 276-7300 JIM@TAMPABAYSTORM.COM</p>
	 <p>SAN ANTONIO TALONS 130 E. TRAVIS ST. #525 SAN ANTONIO, TX 78205 T: 855-728-2566 ABBY BEDECS AND GISELA GIRARD (210) 227-1999 ABEDECS@CREATIVECIVILIZATION.COM GGIRARD@CREATIVECIVILIZATION.COM</p>		 <p>UTAH BLAZE 301 WEST SOUTH TEMPLE AVE SALT LAKE CITY, UT 84101 T: 888-99BLAZE F: 801-405-8090 MIKE DIJULIO (425) 894-8625 MIKED@UTBLAZE.COM</p>	

MEDIA INFORMATION

The Soul strive to make its players, coaches and other personnel available in a timely and responsible manner to all accredited members of the media. The 2012 season is sure to provide many exciting moments and in an effort to provide a professional working environment, the following guidelines have been established for the upcoming season.

MEDIA CREDENTIALS

All requests for working press, radio, television and photo credentials should be submitted in writing or by fax on company letterhead to the Soul Communications Department. Requests must be submitted no later than 48 hours prior to the game. All credentials are non-transferable and any unauthorized use will subject the bearer to ejection from the arena. Credentials must be visible at all times.

PRESS ENTRANCE

The Wells Fargo Center press entrance is located on the North side of the building. No access will be allowed through public doors. Media members should proceed to the Upper Press Box to access the press room.

PRESS PARKING

A limited number of parking spaces will be available for accredited media members. Please include your parking request when applying for credentials. Game-by-game requests can be made through the Soul Communications Department, but space is not guaranteed.

GAME-DAY INTERVIEW POLICY

All pre-game interviews may take place on the field up to 90 minutes prior to kickoff; contact the Soul Communications Department with requests. Following the game, head coach Mike Hohensee will address the media in the North endzone and players may be interviewed on the field after a league mandated "10-minute cooling off" period. **THE SOUL'S MEDICAL TRAINING AREA IS OFF LIMITS AT ALL TIMES.** For help in locating players or coaches for interviews, please contact the Philadelphia Soul Communications Department. Visiting team interview requests should be made through the visiting team's media relations contact or by notifying a staff member.

LOCKER ROOMS

The locker rooms are "off limits" to the media prior to kickoff. The rooms will re-open after the game following a league mandated "10-minute cooling off" period. The officials locker room is "off limits" to members of the media at all times. Special requests should be made to the Soul Communications Department.

PHOTOGRAPERS

Only photographers on assignment will be allowed access to the designated photography locations surrounding the field of play. Because of limited photography positions, **NO FREELANCE PHOTOGRAPHY PASSES WILL BE ISSUED.**

PRESS BOX

Press seating is available to accredited media in the press box. There are sufficient phone lines and electrical outlets available in the press box. Contact the Soul Communications Department to secure a spot in the press box.

PRESS LOUNGE

Media with season credentials, or those granted single-game credentials, are invited to have a pre-game meal in the press lounge. The press room will open two hours before kickoff. Press lounge usage is limited to those presenting valid Soul or AFL passes. It is impossible to accommodate family, friends, guests or others. Any abuse of dining room privilege may result in forfeiture of a media pass.

GAME NIGHT SERVICES

Press notes, lineups, programs and other pertinent information will be furnished by the Soul Communications department. Halftime statistics, as well as first and third quarter "quickie" stats, will be available in the press box and final statistics books will be made available approximately 15 minutes after conclusion of the game. Any Fax requests should be made to a member of the Soul's Communication staff.

REGULAR SEASON PRACTICES

Unless otherwise notified by the Soul Communications Department, all regular season practice sessions are open to the media. Head Coach Doug Plank, other members of the coaching staff and players will be available for interviews at the conclusion of each practice. The Soul's practice facility is located at The Coliseum, 333 Preston Ave., Voorhees, New Jersey 08043. Contact the Soul's Communication Department for up-to-date information regarding the team's practice schedule.

SOUL COMMUNICATIONS DEPARTMENT

Tom Goodhines
General Manager

Caitlin Kalinowski
Media Relations

Kiki Miller
Media Relations

Office: (215) 253-4900 ext. 144

Office: (856) 229-7210 ext. 164

Office: (215) 253-4900 ext.177

Cell: (215) 840-3232

Cell: (609) 792-5638

Cell: (209) 814-2333

2012 ARENA FOOTBALL SCHEDULE

WEEK 1	TIME
Fri, March 9	
Pittsburg @ Orlando	8:00pm
Sat, March 10	
Utah @ San Antonio	4:00pm
Tampa Bay @ Chicago	8:00pm
Arizona @ San Jose	10:30pm
Mon, March 12	
Cleveland @ Georgia	7:30pm
Iowa @ Spokane	10:00pm
BYE: Jacksonville, Kansas City, Milwaukee, New Orleans, SOUL	
WEEK 2	TIME
Fri, March 16	
Georgia @ Tampa Bay	8:00pm
Jacksonville @ Kansas City	8:30pm
Sat, March 17	
Spokane @ San Antonio	8:00pm
Utah @ Iowa	8:05pm
Milwaukee @ Arizona	10:00pm
Sun, March 18	
SOUL @ New Orleans	4:00pm
BYE: Chicago, Cleveland, Orlando, Pittsburgh, San Jose	
WEEK 3	TIME
Thu, March 22	
Orlando @ Chicago	8:30pm
Fri, March 23	
Kansas City @ Cleveland	7:30pm
Milwaukee @ New Orleans	8:00pm
SOUL @ Pittsburgh	8:00pm
Sat, March 24	
Georgia @ Jacksonville	7:00pm
San Jose @ Utah	9:00pm
BYE: Arizona, Iowa, San Antonio, Spokane, Tampa Bay	
WEEK 4	TIME
Thu, March 29	
San Antonio @ Orlando	7:30pm
Pittsburgh @ Milwaukee	8:00pm
Arizona @ Kansas City	8:30pm
Fri, March 30	
Jacksonville @ Tampa Bay	7:30pm
San Jose @ Spokane	8:00pm
Sat, March 31	
Chicago @ Iowa	8:05pm
New Orleans @ Utah	9:00pm
Sun, April 1	
Cleveland @ SOUL	6:05pm
BYE: Georgia	

WEEK 5	TIME
Fri, April 6	
Iowa @ Pittsburgh	7:30pm
Tampa Bay @ New Orleans	8:00pm
Spokane @ Arizona	10:00pm
San Antonio @ San Jose	10:30pm
Sat, April 7	
SOUL @ Georgia	7:00pm
Kansas City @ Chicago	8:00pm
Sun, April 8	
Orlando @ Cleveland	6:00pm
BYE: Jacksonville, Milwaukee, Utah	
WEEK 6	TIME
Fri, April 13	
Cleveland @ Tampa Bay	7:30pm
Utah @ Jacksonville	8:00pm
New Orleans @ San Antonio	8:00pm
Sat, April 14	
Chicago @ Georgia	7:00pm
Orlando @ Pittsburgh	7:30pm
Arizona @ Iowa	8:05pm
Milwaukee @ Spokane	10:00pm
Sun, April 15	
San Jose @ SOUL	6:05pm
BYE: Kansas City	
WEEK 7	TIME
Fri, April 20	
Georgia @ Orlando	7:30pm
Pittsburgh @ New Orleans	8:00pm
Tampa Bay @ SOUL	8:00pm
Iowa @ Utah	9:00pm
Sat, April 21	
Jacksonville @ Cleveland	7:30pm
Milwaukee @ Chicago	8:00pm
Kansas City @ San Jose	10:30pm
Sun, April 22	
San Antonio @ Arizona	6:00pm
BYE: Spokane	
WEEK 8	TIME
Sat, April 28	
Chicago @ San Antonio	3:30pm
Spokane @ Jacksonville	7:00pm
SOUL @ Orlando	7:30pm
Cleveland @ Pittsburgh	7:30pm
Utah @ Milwaukee	8:00pm
San Jose @ Iowa	8:05pm
Sun, April 29	
Arizona @ Georgia	3:00pm
Mon, April 30	
Kansas City @ Tampa Bay	8:00pm
BYE: New Orleans	

2012 ARENA FOOTBALL SCHEDULE

WEEK 9	TIME
Fri, May 4	
New Orleans @ Jacksonville	8:00pm
Sat, May 5	
Milwaukee @ SOUL	7:05pm
Orlando @ Tampa Bay	7:30pm
San Antonio @ Kansas City	8:00pm
Georgia @ Pittsburgh	8:00pm
Spokane @ Utah	9:00pm
San Jose @ Arizona	10:00pm
Sun, May 6	
Iowa @ Chicago	4:00pm
BYE:Cleveland	
WEEK 10	TIME
Fri, May 11	
Cleveland @ Milwaukee	8:00pm
Utah @ San Jose	10:30pm
New Orleans @ Spokane	11:00pm
Sat, May 12	
Tampa Bay @ Georgia	7:00pm
Jacksonville @ SOUL	7:05pm
Pittsburgh @ San Antonio	8:00pm
Kansas City @ Iowa	8:05pm
Chicago @ Arizona	10:00pm
BYE:Orlando	
WEEK 11	TIME
Fri, May 18	
Georgia @ Milwaukee	8:00pm
Orlando @ New Orleans	8:00pm
SOUL @ Spokane	11:00pm
Sat, May 19	
Iowa @ Jacksonville	7:00pm
Kansas City @ Pittsburgh	7:30pm
Tampa Bay @ Cleveland	7:30pm
San Jose @ San Antonio	8:00pm
Arizona @ Utah	9:00pm
BYE:Chicago	
WEEK 12	TIME
Fri, May 25	
Jacksonville @ Orlando	8:00pm
Spokane @ Iowa	8:05pm
Sat, May 26	
Milwaukee @ Tampa Bay	7:30pm
Georgia @ Kansas City	8:00pm
Arizona @ New Orleans	8:00pm
San Antonio @ Utah	9:00pm
Chicago @ San Jose	10:30pm
Sun, May 27	
SOUL @ Cleveland	4:00pm
BYE:Pittsburgh	

WEEK 13	TIME
Fri, June 1	
Cleveland @ Iowa	8:00pm
Sat, June 2	
New Orleans @ Georgia	7:00pm
Tampa Bay @ Jacksonville	7:00pm
Orlando @ SOUL	7:05pm
Utah @ Kansas City	8:00pm
San Jose @ Milwaukee	8:00pm
Pittsburgh @ Arizona	10:00pm
Sun, June 3	
Spokane @ Chicago	4:00pm
BYE:San Antonio	
WEEK 14	TIME
Fri, June 8	
SOUL @ Milwaukee	8:00pm
Pittsburgh @ Cleveland	8:00pm
Orlando @ San Jose	10:30pm
Sat, June 9	
Jacksonville @ Georgia	7:00pm
San Antonio @ New Orleans	8:00pm
Chicago @ Utah	9:00pm
Kansas City @ Spokane	10:00pm
Iowa @ Arizona	10:00pm
BYE:Tampa Bay	
WEEK 15	TIME
Fri, June 15	
Tampa Bay @ Orlando	8:00pm
Sat, June 16	
SOUL @ Jacksonville	7:00pm
Milwaukee @ Pittsburgh	7:30pm
New Orleans @ Cleveland	7:30pm
Georgia @ Chicago	8:00pm
Iowa @ San Antonio	8:00pm
Utah @ Spokane	10:00pm
Sun, June 17	
San Jose @ Kansas City	3:00pm
BYE:Arizona	
WEEK 16	TIME
Fri, June 22	
Arizona @ Milwaukee	8:00pm
Sat, June 23	
Cleveland @ Jacksonville	7:00pm
San Antonio @ Tampa Bay	7:30pm
New Orleans @ Orlando	7:30pm
Chicago @ Kansas City	8:00pm
Georgia @ Utah	9:00pm
Spokane @ San Jose	10:30pm
Sun, June 24	
Pittsburgh @ SOUL	6:05pm
BYE:Iowa	

2012 ARENA FOOTBALL SCHEDULE

WEEK 17	TIME
Fri, June 29	
Milwaukee @ Cleveland	8:00pm
Arizona @ Spokane	11:00pm
Sat, June 30	
SOUL @ Tampa Bay	7:30pm
Jacksonville @ New Orleans	8:00pm
San Jose @ Chicago	8:00pm
Kansas City @ San Antonio	8:00pm
Pittsburgh @ Iowa	8:05pm
Sun, July 1	
Orlando @ Georgia	3:00pm
BYE:Utah	
WEEK 18	TIME
Fri, July 6	
Cleveland @ Orlando	7:30pm
Milwaukee @ Jacksonville	8:00pm
Utah @ Arizona	10:00pm
Sat, July 7	
Tampa Bay @ Pittsburgh	7:30pm
Iowa @ Kansas City	8:00pm
New Orleans @ San Jose	10:30pm
Sun, July 8	
San Antonio @ Chicago	4:00pm
Spokane @ SOUL	6:05pm
BYE:Georgia	

WEEK 19	TIME
Fri, July 13	
Cleveland @ Utah	8:00pm
Sat, July 14	
Orlando @ Jacksonville	7:00pm
Pittsburgh @ Georgia	7:00pm
New Orleans @ Tampa Bay	7:30pm
Spokane @ Kansas City	8:00pm
Chicago @ Milwaukee	8:00pm
Arizona @ San Antonio	8:00pm
Iowa @ San Jose	10:30pm
BYE:SOUL	
WEEK 20	TIME
Fri, July 20	
Jacksonville @ Pittsburgh	8:00pm
Sat, July 21	
Chicago @ Cleveland	4:00pm
Georgia @ New Orleans	8:00pm
San Antonio @ Iowa	8:05pm
Kansas City @ Arizona	10:00pm
Tampa Bay @ Spokane	10:00pm
Sun, July 22	
Milwaukee @ Orlando	2:00pm
Utah @ SOUL	6:05pm
BYE:San Jose	



WELLS FARGO CENTER

AMERICANS WITH DISABILITIES SEATING - The Wells Fargo Center recognizes the needs of persons with disabilities, as defined by the Americans with Disabilities Act of 1990. The Wells Fargo Center is equipped with elevators and escalators. The Universal Symbol marks parking. Wheelchair and Companion Seating should be purchased in advance. To purchase Wheelchair and Companion Seating, contact the Box Office at (215) 389-9571.

ATMS - There are two Automated Teller Machines at the Wells Fargo Center.

CHILDREN - Children under two do not require a ticket for most events but will be required to sit on the lap of a paying customer.

ENTRANCES - There are two main entrances located on the Broad Street North and 11th Street South sides and two auxiliary entrances located on the Broad Street South and 11th Street North sides.

EXECUTIVE OFFICES - At the Wells Fargo Center the Executive Offices are located on the Broad Street and 11th Street sides of the building.

EXITS - Four additional exit stair towers, located in each corner of the building, supplement the above-mentioned entrances for exiting the Wells Fargo Center. Tower access is available on every level of the arena.

FAN GEAR - Fan Gear is the Wells Fargo Center's flagship retail store located in the northwest corner of the Main Concourse Level. Fan Gear features Flyers, 76ers, Wells Fargo Center and other event-related merchandise. Fan Gear is open on Flyers and 76ers game days only from 5 p.m. through 30 minutes after the conclusion of the event. In addition, a host of satellite retail locations offer guests a wide-ranging selection of team and entertainment merchandise. Visa and MasterCard are accepted.

FIRST AID - For medical emergencies, patrons should go to the First Aid Station located on the Main Concourse behind Section 117.

GUEST SERVICES CENTER - Guest Services is located on the Broad Street side opposite Section 101. Event Staff members have been specially trained to assist all types of guest inquiries, ticket issues, problems, lost children and lost/found articles.

RESTROOMS - Located throughout the arena on all levels.

SMOKING POLICY - Smoking is permitted in P.J. Whelihan's Back Room and Philadelphia Park Sports Bar. Patrons who wish to smoke outside may exit the building by Section 104-105 and Section 116-117. Those who do so must receive a re-entry pass from an usher.

VIDEO & AUDIO RECORDING - Video & audio recording equipment is not permitted in the Wells Fargo Center.

WELLS FARGO CENTER EVENT HOTLINE - (215) 336-3600. Please be advised seating locations will not be given out over the telephone.

WILL CALL WINDOW - The Will Call window is located at the main Box Office on the Broad Street South side of the Wells Fargo Center. There is also a VIP Will Call for Club Box and Suite patrons located at the VIP entrance on the Broad Street North side. Tickets left at Will Call will only be released to the person whose name is listed on the Will Call envelope (please present photo identification). Tickets for future events may be purchased in person at the Advance Ticket window. The Advance Ticket window is open during regular Box Office hours and all Wells Fargo Center events. During events, additional Advance Ticket windows are located behind Section 101 and Section 103.

WELLS FARGO CENTER
3601 SOUTH BROAD STREET
PHILADELPHIA, PA 19148
(800) 298-4200

COMMUNITY RELATIONS

“One great, strong, unselfish SOUL in every community could actually redeem the world.”

~ Elbert Hubbard (American editor, publisher and writer, 1856-1915)

As we embark on our seventh season, the Philadelphia Soul's commitment to community is strong as ever. One of the principals the team was originally founded on was making a difference in the community and improving lives in Philadelphia and the surrounding area, and that has not changed.



Every single person in the Philadelphia Soul organization knows that our connection with the Delaware Valley does not end when we walk off the field; rather, it is where it begins.

The Soul players, Soulmates, Soulman, coaches, staff and ownership are all excited to be a part of our community relations efforts and be able to assist our community in whatever capacity necessary. Whether it is through appearances, charitable donations or fundraising events, with non-profit organizations, schools or civic groups, the Soul will be there.



In 2012 and beyond, the Philadelphia Soul would like to be remembered not only for our performance on the field but the impact we made on those around us. In the past the Soul has visited hospitals, schools and charity events. They've helped build playgrounds and homes. With assistance, the Soul was able to donate over \$200,000 to local charities including CADE, Philadundance, Covenant House and Action AIDS.

“Philadelphia is blessed to have a professional football team step up and lend their talent and voice in combating HIV & AIDS. The message will get to a segment of the population that needs it the most, young people at risk. As role models to thousands of young men and women their voices will be heard in ways that have not been realized before. We could not be more grateful!”

~Kevin Conare, Executive Director, Action AIDS

Through the Soul Moving Experience, by way of generous donations by individuals and companies, the Soul is able to provide tickets to games to children who might otherwise not be able to experience an arena football game. To date, the program has allowed over 50,000 children and adults to attend a Philadelphia Soul game.

If you would like to be a part of the Soul Moving Experience or have the Philadelphia Soul be a part of your organization's next event, please reference our website for our community relations guidelines.

Soulmates




STANDING: Cassandra S., Morgan C., Wendy B., Erin A., Antoinette G., Dani R., Nicole L., Diana P. & Brianna M.
KNEELING: Emily C., Tiffany R., Melanie L., Christina D., Christina D., Deanna B., Andrea W. & Natasha T.
SITTING: SOULMATE CAPTAINS Kristoff B. & AJ

 SOUL

THE SOUL SQUAD

The Soul Squad is an integral part of the game day entertainment that occurs at Soul games. This group is responsible for carrying out all of the on-field and in-stand promotions, performing various cheerleading stunts and doing whatever it can to fire up an already passionate Soul crowd. Watch this squad toss, flip and tumble their way into your heart!



SSAB – SOUL STRATEGIC ADVISORY BOARD

The Soul Strategic Advisory Board (SSAB) currently has two divisions, SSAB-F, the fan division, and SSAB-U, the united division. These two divisions are made up of fans who help support and influence for the creation and implementation of all sales programs, community involvement, experiences critical to the enjoyment of the Philadelphia Soul fan base, and the creation and implementation of multiple experience programs as well as nine large “Big Starz” nights on the schedule for 2012! Starting this year, an invite only SSAB-B, business division, will be started, comprised of powerful business leaders and owners who have left a meaningful stamp on this city and their community



SOULMAN

AGE: Unknown

BIRTHPLACE: Philadelphia, PA

OCCUPATION: Soul Mascot – “Mayor of Soulville”

HEIGHT: 6’

WEIGHT: 248

NUMBER: 04

SHOE SIZE: 13

LIKES: Football, Food, Fans, and Music – Blues, Jazz, and Rock-N-Roll


FAVORITE MOVIES: Blues Brothers, Rocky I – V, Soul Man

FAVORITE SONGS: Soul Man (Sam Moore), Philadelphia Freedom (Elton John)

FAVORITE FOOD: Philly Cheesesteaks

MUSICAL INSTRUMENTS: Saxophone, Guitar, and Harmonica

HOBBIES: Watching football, Listening and playing music, Shopping for sunglasses



TEAM IS PLURAL.

TOGETHER WE 
RUSSELL
ATHLETIC



 Find us on
Facebook

Join the team at russellathletic.com

VISIT WWW.RUSSELLATHLETIC.COM FOR THE
LATEST IN WORKOUT APPAREL AND UNIFORMS

Proud Sponsor of





PRICING

10 Game Season Ticket Price Single Game Price

	\$10 Per Game	\$13
	\$25 Per Game	\$28
	\$30 Per Game	\$33
	\$42 Per Game	\$50
	\$50 Per Game	\$60
	\$5.90 Per Game	N/A

PREMIUM SIDELINE SEATS

10 Game Season Ticket Price Single Game Price

	\$100 Per Game	\$110
	\$125 Per Game	\$140
	\$175 Per Game	\$200

SEASON TICKET BENEFITS

- 2 Club box seats to game of choice
- Pregame on-field end zone pass for game of choice
- Complimentary seat upgrade for game of choice (at box office)
- Training Camp Pass for open dates
- Invitation to preseason scrimmage
- Exclusive Open Tryout Experience
- "Best Price Guarantee"
- Ron Jaworski signed football
(one football for every 2 seats on account)
- Ability to buy food vouchers in advance
- Exclusive, VIP, season ticket holder party
- 2012 Open House Invite

PHILADELPHIA SOUL 2012 TICKET PLANS



PHILADELPHIA SOUL 2012 REGULAR-SEASON HOME GAME SCHEDULE

WK	OPPONENT	DATE	TIME*
4	CLEVELAND GLADIATORS	Sun, April 1	6:05 p.m.
6	SAN JOSE SABERCATS	Sun, April 15	6:05 p.m.
7	#TAMPA BAY STORM	Fri, April 20	8 p.m.
9	MILWAUKEE MUSTANGS	Sat, May 5	7:05 p.m.
10	JACKSONVILLE SHARKS	Sat, May 12	7:05 p.m.
13	ORLANDO PREDATORS	Sat, June 2	7:05 p.m.
16	PITTSBURGH POWER	Sun, June 24	6:05 p.m.
18	SPOKANE SHOCK	Sun, July 8	6:05 p.m.
20	UTAH BLAZE	Sun, July 22	6:05 p.m.

*All times in Eastern Time and subject to change;
Denotes NFL Network game



215-253-4900 x3 or at
www.philadelphiasoul.com