

1948

CAROLINA LEAGUE

RECORD BOOK

Price 15c



Winston-Salem
Most Val

CAROLINA LEAGUE

Record Book

★ ★ ★ ★ ★



ville
'g



TM



1961

CAROLINA LEAGUE

Record Book

IN MEMORIAM



MEDIA GUIDE & RECORD BOOK 2012



AUTHENTIC TEAM MERCHANDISE

VISIT YOUR FAVORITE CAROLINA LEAGUE® TEAM STORE



OR LOG ON TO

MILBSTORE.COM

THE INTERNET'S LARGEST ASSORTMENT OF OFFICIALLY LICENSED MILB™ PRODUCT.



2012 Media Guide & Record Book

CAROLINA LEAGUE OFFICE	SALEM RED SOX36-39
General Information 2-3	WILMINGTON BLUE ROCKS40-43
Club Nicknames..... 4	WINSTON-SALEM DASH44-47
Award Winners..... 5	2011 SEASON REVIEW
SCHEDULES	Summary48-49
Master League 6-7	Standings, Awards.....50
Carolina Mudcats 8	Statistical Leaders.....51
Frederick Keys 9	Kinston Indians52
Lynchburg Hillcats10	Complete Statistics53-59
Myrtle Beach Pelicans11	LEAGUE RECORDS
Potomac Nationals12	Individual Batting60-62
Salem Red Sox13	Single Season Performances63
Wilmington Blue Rocks14	Yearly Batting Leaders64-70
Winston-Salem Dash.....15	Team Batting71-72
TEAM INFORMATION16-47	Individual Pitching73-74
Contact Information,	Perfect Games, No-Hitters75-76
Ownership, Management,	Yearly Pitching Leaders77-82
Field Staff, Stadiums, Ticket	Individual Fielding83-85
Information, Records,	Team Fielding86
Affiliate Information.	Miscellaneous87
CAROLINA MUDCATS16-19	Attendance Records.....88
FREDERICK KEYS20-23	ALL-STAR GAME RESULTS89-90
LYNCHBURG HILLCATS24-27	CUMULATIVE STANDINGS90
MYRTLE BEACH PELICANS28-31	MAJOR LEAGUE AFFILIATIONS KEY90
POTOMAC NATIONALS32-35	SEASON-BY-SEASON CAPSULES91-109

The 2012 Carolina League Guide and Record Book was produced by Sports Vue Interactive. PO Box 218, Atlantic, VA 23303 • 757-824-4880 • www.sportsvue.net • Charles Cuttone, Linda Cuttone, Editors.

Statistics by Major League Baseball Advanced Media. Special thanks to Baseball America, Major League Baseball, MLB clubs, the Carolina League teams.

LEAGUE DIRECTORY

Carolina League Office

Office Address/Mailing Address
1806 Pembroke Road, Suite 2-B,
Greensboro, NC 27408

Telephone: (336) 691-9030 • Fax: (336) 464-2737

Email: office@carolinaleague.com

Website: www.carolinaleague.com

LEAGUE OFFICE DIRECTORY

President/Treasurer John Hopkins
Vice President Art Silber
Executive Vice President..... Cam McRae
Secretary Ken Young
Accountant..... John Schwarz
Office Assistant Marnee Larkins
Computer/Internet Consultant..... Michael J. Albrecht
Directors Dave Ziedelis (Frederick),
Steve Bryant (Carolina), Rex Angel (Lynchburg), Chuck Greenberg (Myrtle Beach),
Art Silber (Potomac), Tim Zue (Salem), Jack Minker (Wilmington), Billy Prim (Winston-Salem)



JOHN HOPKINS

Classification.....A-Advanced

Years League Active..... 1945-2012

2012 Opening Date.....April 6

2012 Closing Date.....Sept 3

First Half Ends.....June 17

Number of Games..... 140

All-Star Game.....Carolina League vs. California League
at Winston-Salem, NC- June 19

Roster Limit.....25 active, 35 under control

Statistician.....Major League Baseball Advanced Media
75 Ninth Ave., New York, NY 10011
212-485-3444

UMPIRES	Hometown	Pro Year	2011 League
John Bacon	Sherradsville, OH	4th	Appalachian/Midwest
Garret Carl	Port Matilda, PA	5th	California
Rich Gonzalez	Maryland Heights, MO	5th	Midwest/Carolina
Aaron Larsen	Tomah, WI	6th	California
Ben Leake	Roswell, GA	4th	South Atlantic/Carolina
Lawrence Reeves	Gastonia, NC	5th	South Atlantic/California
Jeremy Riggs	Suffolk, VA	4th	South Atlantic
Jansen Visconti	Latrobe, PA	3rd	South Atlantic

Northern Division

Frederick Keys	Baltimore Orioles	Carolina Mudcats	Cleveland Indians
Lynchburg Hillcats	Atlanta Braves	Myrtle Beach Pelicans	Texas Rangers
Potomac Nationals	Washington Nationals	Salem Red Sox	Boston Red Sox
Wilmington Blue Rocks	Kansas City Royals	Winston-Salem Dash	Chicago White Sox

Southern Division

Frederick Keys	Baltimore Orioles	Carolina Mudcats	Cleveland Indians
Lynchburg Hillcats	Atlanta Braves	Myrtle Beach Pelicans	Texas Rangers
Potomac Nationals	Washington Nationals	Salem Red Sox	Boston Red Sox
Wilmington Blue Rocks	Kansas City Royals	Winston-Salem Dash	Chicago White Sox

Playoff Format

First half division winners play second half division winners in best of three series. (Double half winners face wild-card.) Division champions meet in best of five series.

Championship Trophy: Mills Cup

FORMER CAROLINA LEAGUE UMPIRES IN THE MAJORS

Umpire..... CL YRS	Umpire..... CL YRS
Scott Barry2002	Tom Hallion..... 1980-81
Wally Bell1985	Angel Hernandez..... 1984-85
CB Bucknor1991-92	Sam Holbrook 1992-93
Darryl Cousins.....1974	Dan Iassogna 1995-96
Phil Cuzzi..... 1986-87	Ron Kulpa 1994
Bruce Dreckman1992	Jerry Meals.....1986
Andy Fletcher.....1992	Tim Timmons 1993-94
	Joe West1975

LEAGUE INFORMATION

CAROLINA LEAGUE PRESIDENTS

Name	Hometown	Years Served
Dr. Thomas S. Wilson	Draper, N.C.	1945-47
Carroll T. Brown	Martinsville, Va.	1948
Herb J. Brett	Danville, Va.	1949
Glen E. (Ted) Mann	Durham, N.C.	1949-56
Julian Clyde (Bill) Jessup	Wilson, N.C.	1957-69
Wallace McKenna	Lynchburg, Va.	1970-76
James B. Mills	Apex, N.C.	1977-83
John E. Hopkins	Greensboro, N.C.	1984-present

FORMER CAROLINA LEAGUERS IN THE HALL OF FAME

Players	Carolina League Team	CL Year	HOF
Earl Weaver	Winston-Salem Cardinals	1950	1996
Willie McCovey	Danville Leafs	1956	1986
Carl Yastrzemski	Raleigh Capitals	1959	1989
Tony Perez	Rocky Mount Leafs	1962	2000
Joe Morgan	Durham Bulls	1963	1990
Johnny Bench	Peninsula Grays	1966	1989
Rod Carew	Wilson Tobs	1966	1991
Wade Boggs	Winston-Salem Red Sox	1977	2005
Managers			
Heinie Manush	Martinsville Athletics	1945	1964
Joe Medwick	Raleigh Capitals	1951	1968
Enos Slaughter	Raleigh Capitals	1961	1985

MINOR LEAGUE AWARD WINNERS

Year	Award	Winner, Team
1992	Organization of the Year	Cleveland Indians
1994	Bob Freitas Award	Kinston Indians
1994	Organization of the Year (Topps)	Kansas City Royals
1995	Organization of the Year (Topps)	Kansas City Royals
1996	Player of the Year	Andrew Jones, Durham
1996	Organization of the Year	Atlanta Braves
1998	Bob Freitas Award	Wilmington Blue Rocks
1998	John H. Johnson President's Award	John Falwell, Lynchburg
2000	Player of the Year	Jon Rauch, Winston-Salem
2000	Organization of the Year	Chicago White Sox
2002	Organization of the Year (Topps)	Pittsburgh Pirates
2004	Executive of the Year	Chris Kemple, Wilmington
2005	Organization of the Year	Atlanta Braves
2005	King of Baseball	Calvin Falwell, Lynchburg
2006	Organization of the Year (Topps)	Cleveland Indians
2007	Rawlings Woman of the Year	Shari Massengill, Kinston
2008	Manager of the Year	Rocket Wheeler, Myrtle Beach
2008	Player of the Year	Matt Weiters, Frederick/Bowie
2009	Player of the Year	Jason Heyward, Myrtle Beach/Mississippi
2010	Bob Freitas Award	Lynchburg Hillcats

OFFICIAL MILEAGE CHART - SOURCE AAA

	CAR	FRE	LYN	MB	POT	SAL	WIL	WS
Zebulon, NC (CAR)	C	298	169	210	242	189	376	130
Frederick, MD	298	A	217	483	69	228	121	334
Lynchburg, VA	169	217	R	315	160	60	291	135
Myrtle Beach, SC	210	483	315	0	426	308	560	224
Woodbridge, VA (POT)	242	69	160	426	L	226	146	319
Salem, VA	189	228	60	308	226	I	348	110
Wilmington, DE	376	121	291	560	146	348	N	453
Winston-Salem, NC	130	334	135	224	319	110	453	A

CLUB NICKNAMES

Alexandria	Dukes 1978, 1980–83 Mariners 1979
Asheville	Tourists 1967
Burlington	Bees 1945–51 Bur-Gra Pirates 1952–55 Alamance Indians 1958–64 Senators 1965–71; Rangers 1972
Carolina	Mudcats 2012–
Danville	Leafs 1945–58 97s 1998
Durham	Bulls 1945–67, 1980–97
Fayetteville	Athletics 1950–52 Highlanders (Scots) 1953–56
Frederick	Keys 1989–
Greensboro	Patriots 1945–57, 1968 Yankees 1958–67
Hagerstown	Suns 1981–88
High Point-Thomasville	Hi-Toms, 1954–58, 1968 Royals 1969
Kinston	Eagles 1956–57, 1962–72, 1978–81, 1986 Expos 1974 Blue Jays 1982–85 Indians 1987–2011
* Leaksville-Draper-Spray	Triplets 1945–47
Lynchburg	White Sox 1966–69 Twins 1970–74; Rangers 1975 Mets 1976–87; Red Sox 1988–94 Hillcats 1995–
Martinsville	Athletics 1945–49
Myrtle Beach	Pelicans 1999–
** Peninsula	Senators, 1963 Grays 1964–68 Astros 1969–70 Phillies 1971 Pennants 1974 Pilots 1976–85, 1989–92 Virginia Generals 1988
Prince William/Potomac	Pirates 1984–86 Yankees 1987–89 Cannons 1990–2004 Nationals 2005–
Raleigh	Capitals 1945–53, 1957–62 Mets 1963 Cards 1964–65 Pirates 1966–67
Raleigh-Durham	Mets 1968 Phillies 1969 Triangles 1970–71
Red Springs	Twins 1969
Reidsville	Luckies 1948–54 Phillies 1955
Rocky Mount	Leafs 1962–63, 1965–72 Senators 1964 Phillies 1973–75 Pines 1980
Salem	Rebels 1968–71 Pirates 1972–79 Redbirds 1980–86 Buccaneers 1987–94 Avalanche 1995–08 Red Sox 2009–
Tidewater	Tides 1963–68
Wilmington (DE)	Blue Rocks 1993–
Wilson	Tobacconists (Tobs) 1956–68 Pennants 1973
Winston-Salem	Cards 1945–53 Twins 1954–56 RedBirds 1957–60 Red Sox 1961–83 Spirits 1984–94 Warthogs 1995–08 Dash 2009–

*Now Eden, NC **Hampton-Newport News, VA

LEAGUE AWARD WINNERS

CALVIN FALWELL CAROLINA LEAGUE EXECUTIVES OF THE YEAR

Year	Executive	Team
1987	Jeff Mercer	Prince William
1988	North Johnson	Kinston
1989	Sam Lazzaro	Salem
1990	Keith Lupton	Frederick
1991	Rob Dlugozima	Durham
1992	Keith Lupton	Frederick
1993	Chris Kemple	Wilmington
1994	North Johnson	Kinston
1995	Paul Sunwall	Lynchburg
1996	Dave Oster	Salem
1997	Pat Filippone	Prince William
1998	Chris Kemple	Wilmington
1999	Joe Preseren	Frederick
2000	North Johnson	Kinston
2001	Joe Pinto	Frederick
2002	Chris Kemple	Wilmington
2003	Chris Kemple	Wilmington
2004	Chris Kemple	Wilmington
2005	Matt O'Brien	Myrtle Beach
2006	John Katz	Salem
2007	Shari Massengill	Kinston
2008	North Johnson	Myrtle Beach
2009	Paul Sunwall	Lynchburg
2010	Ryan Manuel	Winston-Salem
2011	Dave Ziedelis	Frederick

MATT MINKER COMMUNITY SERVICE AWARD

Year	Executive	Team
2008	Everett Teaford	Wilmington
2009	Jared Keel	Lynchburg
2010	Jacob Julius	Frederick
2011	Tim Melville	Wilmington

CAROLINA LEAGUE CHAMPIONSHIP SERIES MVP

Year	Player	Team
1992	Ruben Santana	Peninsula
1993	Ricky Gonzalez	Winston-Salem
1994	Lance Jennings	Wilmington
1995	Richie Sexon	Kinston
1996	Keifer Rackley	Wilmington
1997	David Daniels	Lynchburg
1998	Paul Phillips	Wilmington
1999	none selected	
2000	Junior Brignac	Myrtle Beach
2001	John Lindsey	Salem
2002	Matt Meath	Lynchburg
2003	Josh Fields	Winston Salem
2004	J.D. Martin	Kinston
2005	Brian Finch	Frederick
2006	Randy Newsom	Kinston
2007	Chorye Spooone	Frederick
2008	Jhonatan Solano	Potomac
2009	Chase d'Arnaud	Lynchburg
2010	Bill Rhinehart	Potomac
2011	Manny Machado	Frederick

2012 DAY-BY-DAY SCHEDULE

FIRST HALF

Fri April 6pot @ lynws @ carwil @ mbsal @ fre
Sat April 7pot @ lynws @ carwil @ mbsal @ fre
Sun April 8pot @ lynws @ carwil @ mbsal @ fre
Mon April 9OFFwil @ carOFFOFF
Tue April 10sal @ lynwil @ carpot @ mbws @ fre
Wed April 11sal @ lynwil @ carpot @ mbws @ fre
Thur April 12sal @ lynOFFpot @ mbws @ fre
Fri April 13mb @ salcar @ wslyn @ potfre @ wil
Sat April 14mb @ salcar @ wslyn @ potfre @ wil
Sun April 15mb @ salcar @ wslyn @ potfre @ wil
Mon April 16lyn @ salws @ mbpot @ frecar @ wil
Tues April 17lyn @ salws @ mbpot @ frecar @ wil
Wed April 18lyn @ salws @ mbpot @ frecar @ wil
Thur April 19fre @ lynmb @ carwil @ wssal @ pot
Fri April 20fre @ lynmb @ carwil @ wssal @ pot
Sat April 21fre @ lynmb @ carwil @ wssal @ pot
Sun April 22fre @ lynmb @ carwil @ wssal @ pot
Mon April 23wil @ sallyn @ carfre @ mbpot @ ws
Tues April 24wil @ sallyn @ carfre @ mbpot @ ws
Wed April 25wil @ sallyn @ carfre @ mbpot @ ws
Thur April 26wil @ sallyn @ carfre @ mbpot @ ws
Fri April 27car @ sallyn @ fremb @ potws @ wil
Sat April 28car @ sallyn @ fremb @ potws @ wil
Sun April 29car @ sallyn @ fremb @ potws @ wil
Mon April 30car @ lynmb @ frews @ potsal @ wil
Tues May 1car @ lynmb @ frews @ potsal @ wil
Wed May 2car @ lynmb @ frews @ potsal @ wil
Thur May 3car @ lynmb @ frews @ potsal @ wil
Fri May 4mb @ lynfre @ carsal @ wswil @ pot
Sat May 5mb @ lynfre @ carsal @ wswil @ pot
Sun May 6mb @ lynfre @ carsal @ wswil @ pot
Mon May 7OFFOFFOFFOFF
Tues May 8pot @ salcar @ mbws @ frelyn @ wil
Wed May 9pot @ salcar @ mbws @ frelyn @ wil
Thur May 10pot @ salcar @ mbws @ frelyn @ wil
Fri May 11ws @ lynpot @ carsal @ mbwil @ fre
Sat May 12ws @ lynpot @ carsal @ mbwil @ fre
Sun May 13ws @ lynpot @ carsal @ mbwil @ fre
Mon May 14wil @ lynsal @ carmb @ wsfre @ pot
Tues May 15wil @ lynsal @ carmb @ wsfre @ pot
Wed May 16wil @ lynsal @ carmb @ wsfre @ pot
Thur May 17wil @ lynsal @ carmb @ wsfre @ pot
Fri May 18fre @ sallyn @ wscar @ potmb @ wil
Sat May 19fre @ sallyn @ wscar @ potmb @ wil
Sun May 20fre @ sallyn @ wscar @ potmb @ wil
Mon May 21OFFOFFcar @ frepot @ wil
Tues May 22ws @ sallyn @ mbcar @ frepot @ wil
Wed May 23ws @ sallyn @ mbcar @ frepot @ wil
Thur May 24ws @ sallyn @ mbOFFOFF
Fri May 25pot @ lynws @ carwil @ mbsal @ fre
Sat May 26pot @ lynws @ carwil @ mbsal @ fre
Sun May 27pot @ lynws @ carwil @ mbsal @ fre
Mon May 28lyn @ salwil @ carfre @ wsmb @ pot
Tues May 29lyn @ salwil @ carfre @ wsmb @ pot
Wed May 30sal @ lynwil @ carfre @ wsmb @ pot
Thur May 31sal @ lynwil @ carfre @ wsmb @ pot
Fri June 1mb @ salcar @ wslyn @ potfre @ wil
Sat June 2mb @ salcar @ wslyn @ potfre @ wil
Sun June 3mb @ salcar @ wslyn @ potfre @ wil
Mon June 4ws @ sallyn @ mbpot @ frecar @ wil
Tues June 5ws @ sallyn @ mbpot @ frecar @ wil
Wed June 6ws @ sallyn @ mbpot @ frecar @ wil
Thur June 7ws @ sallyn @ mbpot @ frecar @ wil
Fri June 8fre @ lynmb @ carwil @ wssal @ pot
Sat June 9fre @ lynmb @ carwil @ wssal @ pot
Sun June 10fre @ lynmb @ carwil @ wssal @ pot
Mon June 11car @ lynfre @ mbpot @ wssal @ wil
Tues June 12car @ lynfre @ mbpot @ wssal @ wil
Wed June 13car @ lynfre @ mbpot @ wssal @ wil
Thur June 14car @ salpot @ mblyn @ frews @ wil
Fri June 15car @ salpot @ mblyn @ frews @ wil
Sat June 16car @ salpot @ mblyn @ frews @ wil
Sun June 17car @ salpot @ mblyn @ frews @ wil

END FIRST HALF

Tues June 19 ALL-STAR GAME AT WINSTON-SALEM ...

2012 DAY-BY-DAY SCHEDULE

SECOND HALF

Thur June 21sal @ lynwil @ carmb @ frews @ pot
Fri June 22sal @ lynwil @ carmb @ frews @ pot
Sat June 23sal @ lynwil @ carmb @ frews @ pot
Sun June 24mb @ lynfre @ carsal @ wswil @ pot
Mon June 25mb @ lynfre @ carsal @ wswil @ pot
Tues June 26mb @ lynfre @ carsal @ wswil @ pot
Wed June 27mb @ lynfre @ carsal @ wswil @ pot
Thur June 28pot @ salcar @ mbfre @ wslyn @ wil
Fri June 29pot @ salcar @ mbfre @ wslyn @ wil
Sat June 30pot @ salcar @ mbfre @ wslyn @ wil
Sun July 1ws @ lynpot @ carsal @ mbwil @ fre
Mon July 2ws @ lynpot @ carsal @ mbwil @ fre
Tues July 3ws @ lynpot @ carsal @ mbwil @ fre
Wed July 4wil @ lynsal @ carmb @ wsfre @ pot
Thur July 5wil @ lynsal @ carmb @ wsfre @ pot
Fri July 6wil @ lynsal @ carmb @ wsfre @ pot
Sat July 7fre @ sallyn @ wscar @ potmb @ wil
Sun July 8fre @ sallyn @ wscar @ potmb @ wil
Mon July 9fre @ sallyn @ wscar @ potmb @ wil
Tues July 10OFFOFFOFFOFF
Wed July 11lyn @ salws @ mbOFFpot @ wil
Thur July 12lyn @ salws @ mbcar @ frepot @ wil
Fri July 13sal @ lynws @ mbcar @ frepot @ wil
Sat July 14sal @ lynws @ mbcar @ frepot @ wil
Sun July 15OFFOFFcar @ freOFF
Mon July 16ws @ carwil @ mbsal @ frelyn @ pot
Tues July 17ws @ carwil @ mbsal @ frelyn @ pot
Wed July 18ws @ carwil @ mbsal @ frelyn @ pot
Thur July 19ws @ carwil @ mbsal @ frelyn @ pot
Fri July 20wil @ sallyn @ carfre @ wsmb @ pot
Sat July 21wil @ sallyn @ carfre @ wsmb @ pot
Sun July 22wil @ sallyn @ carfre @ wsmb @ pot
Mon July 23mb @ salpot @ lyncar @ wsfre @ wil
Tues July 24mb @ salpot @ lyncar @ wsfre @ wil
Wed July 25mb @ salpot @ lyncar @ wsfre @ wil
Thur July 26mb @ salpot @ lyncar @ wsfre @ wil
Fri July 27lyn @ salws @ mbpot @ frecar @ wil
Sat July 28lyn @ salws @ mbpot @ frecar @ wil
Sun July 29lyn @ salws @ mbpot @ frecar @ wil
Mon July 30OFFOFFOFFOFF
Tues July 31fre @ lynmb @ carwil @ wssal @ pot
Wed Aug 1fre @ lynmb @ carwil @ wssal @ pot
Thur Aug 2fre @ lynmb @ carwil @ wssal @ pot
Fri Aug 3wil @ sallyn @ carfre @ mbpot @ ws
Sat Aug 4wil @ sallyn @ carfre @ mbpot @ ws
Sun Aug 5wil @ sallyn @ carfre @ mbpot @ ws
Mon Aug 6OFFOFFOFFOFF
Tues Aug 7car @ salpot @ mblyn @ frews @ wil
Wed Aug 8car @ salpot @ mblyn @ frews @ wil
Thur Aug 9car @ salpot @ mblyn @ frews @ wil
Fri Aug 10car @ lynmb @ frews @ potsal @ wil
Sat Aug 11car @ lynmb @ frews @ potsal @ wil
Sun Aug 12car @ lynmb @ frews @ potsal @ wil
Mon Aug 13mb @ lynfre @ carsal @ wswil @ pot
Tues Aug 14mb @ lynfre @ carsal @ wswil @ pot
Wed Aug 15mb @ lynfre @ carsal @ wswil @ pot
Thur Aug 16pot @ salcar @ mbws @ frelyn @ wil
Fri Aug 17pot @ salcar @ mbws @ frelyn @ wil
Sat Aug 18pot @ salcar @ mbws @ frelyn @ wil
Sun Aug 19pot @ salcar @ mbws @ frelyn @ wil
Mon Aug 20ws @ lynsal @ mbwil @ frecar @ pot
Tues Aug 21ws @ lynsal @ mbwil @ frecar @ pot
Wed Aug 22ws @ lynsal @ mbwil @ frecar @ pot
Thur Aug 23ws @ lynsal @ mbwil @ frecar @ pot
Fri Aug 24wil @ lynsal @ carmb @ wsfre @ pot
Sat Aug 25wil @ lynsal @ carmb @ wsfre @ pot
Sun Aug 26wil @ lynsal @ carmb @ wsfre @ pot
Mon Aug 27OFFOFFOFFmb @ wil
Tues Aug 28fre @ salpot @ carlyn @ wsmb @ wil
Wed Aug 29fre @ salpot @ carlyn @ wsmb @ wil
Thur Aug 30fre @ salpot @ carlyn @ wsmb @ wil
Fri Aug 31fre @ salpot @ carlyn @ wsOFF
Sat Sept 1ws @ sallyn @ mbcar @ frepot @ wil
Sun Sept 2ws @ sallyn @ mbcar @ frepot @ wil
Mon Sept 3ws @ sallyn @ mbcar @ frepot @ wil

END OF REGULAR SEASON



CAROLINA MUDCATS

2012 SCHEDULE

Fri April 6	WINSTON-SALEM	7:15	Thur June 21	WILMINGTON	7:15
Sat April 7	WINSTON-SALEM	6:15	Fri June 22	WILMINGTON	7:15
Sun April 8	WINSTON-SALEM	2:00	Sat June 23	WILMINGTON	6:15
Mon April 9	WILMINGTON	7:15	Sun June 24	FREDERICK	4:00
Tues April 10	WILMINGTON	7:15	Mon June 25	FREDERICK	7:15
Wed April 11	WILMINGTON	7:15	Tues June 26	FREDERICK	7:15
Fri April 13	at Winston-Salem	7:00	Wed June 27	FREDERICK	12:00
Sat April 14	at Winston-Salem	7:00	Thur June 28	at Myrtle Beach	7:05
Sun April 15	at Winston-Salem	7:00	Fri June 29	at Myrtle Beach	7:05
Mon April 16	at Wilmington	6:35	Sat June 30	at Myrtle Beach	7:05
Tues April 17	at Wilmington	6:35	Sun July 1	POTOMAC	4:00
Wed April 18	at Wilmington	11:05	Mon July 2	POTOMAC	7:15
Thur April 19	MYRTLE BEACH	7:15	Tues July 3	POTOMAC	7:15
Fri April 20	MYRTLE BEACH	7:15	Wed July 4	SALEM	7:15
Sat April 21	MYRTLE BEACH	6:15	Thur July 5	SALEM	7:15
Sun April 22	MYRTLE BEACH	2:00	Fri July 6	SALEM	7:15
Mon April 23	LYNCHBURG	7:15	Sat July 7	at Potomac	6:35
Tues April 24	LYNCHBURG	7:15	Sun July 8	at Potomac	1:05
Wed April 25	LYNCHBURG	7:15	Mon July 9	at Potomac	7:05
Thur April 26	LYNCHBURG	11:00	Thur July 12	at Frederick	7:00
Fri April 27	at Salem	7:05	Fri July 13	at Frederick	7:00
Sat April 28	at Salem	6:05	Sat July 14	at Frederick	6:00
Sun April 29	at Salem	4:05	Sun July 15	at Frederick	6:00
Mon April 30	at Lynchburg	6:05	Mon July 16	WINSTON-SALEM	7:15
Tues May 1	at Lynchburg	6:05	Tues July 17	WINSTON-SALEM	7:15
Wed May 2	at Lynchburg	6:05	Wed July 18	WINSTON-SALEM	12:00
Thur May 3	at Lynchburg	11:05	Thur July 19	WINSTON-SALEM	7:15
Fri May 4	FREDERICK	7:15	Fri July 20	LYNCHBURG	7:15
Sat May 5	FREDERICK	6:15	Sat July 21	LYNCHBURG	6:15
Sun May 6	FREDERICK	2:00	Sun July 22	LYNCHBURG	2:00
Tues May 8	at Myrtle Beach	7:05	Mon July 23	at Winston-Salem	7:00
Wed May 9	at Myrtle Beach	7:05	Tues May 24	at Winston-Salem	7:00
Thur May 10	at Myrtle Beach	7:05	Wed July 25	at Winston-Salem	7:00
Fri May 11	POTOMAC	7:15	Thur July 26	at Winston-Salem	7:00
Sat May 12	POTOMAC	6:15	Fri July 27	at Wilmington	7:05
Sun May 13	POTOMAC	2:00	Sat July 28	at Wilmington	6:05
Mon May 14	SALEM	7:15	Sun July 29	at Wilmington	1:35
Tues May 15	SALEM	7:15	Tues July 31	MYRTLE BEACH	7:15
Wed May 16	SALEM	7:15	Wed Aug 1	MYRTLE BEACH	7:15
Thur May 17	SALEM	7:15	Thur Aug 2	MYRTLE BEACH	7:15
Fri May 18	at Potomac	7:05	Fri Aug 3	LYNCHBURG	7:15
Sat May 19	at Potomac	6:35	Sat Aug 4	LYNCHBURG	6:15
Sun May 20	at Potomac	1:05	Sun Aug 5	LYNCHBURG	2:00
Mon May 21	at Frederick	7:00	Tues Aug 7	at Salem	7:05
Tues May 22	at Frederick	7:00	Wed Aug 8	at Salem	7:05
Wed May 23	at Frederick	7:00	Thur Aug 9	at Salem	7:05
Fri May 25	WINSTON-SALEM	7:15	Fri Aug 10	at Lynchburg	7:05
Sat May 26	WINSTON-SALEM	6:15	Sat Aug 11	at Lynchburg	6:05
Sun May 27	WINSTON-SALEM	2:00	Sun Aug 12	at Lynchburg	6:05
Mon May 28	WILMINGTON	4:00	Mon Aug 13	FREDERICK	7:15
Tues May 29	WILMINGTON	7:15	Tues Aug 14	FREDERICK	7:15
Wed May 30	WILMINGTON	7:15	Wed Aug 15	FREDERICK	7:15
Thur May 31	WILMINGTON	7:15	Thur Aug 16	at Myrtle Beach	7:05
Fri June 1	at Winston-Salem	7:00	Fri Aug 17	at Myrtle Beach	7:05
Sat June 2	at Winston-Salem	7:00	Sat June 18	at Myrtle Beach	7:05
Sun June 3	at Winston-Salem	2:00	Sun Aug 19	at Myrtle Beach	6:05
Mon June 4	at Wilmington	7:05	Mon Aug 20	at Potomac	7:05
Tues June 5	at Wilmington	7:05	Tues Aug 21	at Potomac	7:05
Wed June 6	at Wilmington	7:05	Wed Aug 22	at Potomac	7:05
Thur June 7	at Wilmington	7:05	Thur Aug 23	at Potomac	7:05
Fri June 8	MYRTLE BEACH	7:15	Fri Aug 24	SALEM	7:15
Sat June 9	MYRTLE BEACH	6:15	Sat Aug 25	SALEM	6:15
Sun June 10	MYRTLE BEACH	2:00	Sun Aug 26	SALEM	2:00
Mon June 11	at Lynchburg	7:05	Tues Aug 28	POTOMAC	7:15
Tues June 12	at Lynchburg	7:05	Wed Aug 29	POTOMAC	7:15
Wed June 13	at Lynchburg	7:05	Thur Aug 30	POTOMAC	7:15
Thur June 14	at Salem	7:05	Fri Aug 31	POTOMAC	7:15
Fri June 15	at Salem	7:05	Sat Sept 1	at Frederick	6:00
Sat June 16	at Salem	6:05	Sun Sept 2	at Frederick	6:00
Sun June 17	at Salem	4:05	Mon Sept 3	at Frederick	2:00

END FIRST HALF

END REGULAR SEASON



FREDERICK KEYS

2012 SCHEDULE

Fri April 6	SALEM	7:00	Thur June 21	MYRTLE BEACH	7:00
Sat April 7	SALEM	2:00	Fri June 22	MYRTLE BEACH	7:00
Sun April 8	SALEM	2:00	Sat June 23	MYRTLE BEACH	6:00
Tues April 10	WINSTON-SALEM	7:00	Sun June 24	at Carolina	4:00
Wed April 11	WINSTON-SALEM	7:00	Mon June 25	at Carolina	7:15
Thur April 12	WINSTON-SALEM	7:00	Tues June 26	at Carolina	7:15
Fri April 13	at Wilmington	7:05	Wed June 27	at Carolina	12:00
Sat April 14	at Wilmington	6:05	Thur June 28	at Winston-Salem	7:00
Sun April 15	at Wilmington	1:35	Fri June 29	at Winston-Salem	7:00
Mon April 16	POTOMAC	7:00	Sat June 30	at Winston-Salem	7:00
Tues April 17	POTOMAC	7:00	Sun July 1	WILMINGTON	4:00
Wed April 18	POTOMAC	7:00	Mon July 2	WILMINGTON	7:00
Thur April 19	at Lynchburg	6:05	Tues July 3	WILMINGTON	7:00
Fri April 20	at Lynchburg	6:05	Wed July 4	at Potomac	6:35
Sat April 21	at Lynchburg	6:05	Thur July 5	at Potomac	7:05
Sun April 22	at Lynchburg	2:05	Fri July 6	at Potomac	7:05
Mon April 23	at Myrtle Beach	7:05	Sat July 7	at Salem	6:05
Tues April 24	at Myrtle Beach	7:05	Sun July 8	at Salem	4:05
Wed April 25	at Myrtle Beach	7:05	Mon July 9	at Salem	7:05
Thur April 26	at Myrtle Beach	7:05	Thur July 12	CAROLINA	7:00
Fri April 27	LYNCHBURG	7:00	Fri July 13	CAROLINA	7:00
Sat April 28	LYNCHBURG	2:00	Sat July 14	CAROLINA	6:00
Sun April 29	LYNCHBURG	2:00	Sun July 15	CAROLINA	6:00
Mon April 30	MYRTLE BEACH	7:00	Mon July 16	SALEM	7:00
Tues May 1	MYRTLE BEACH	7:00	Tues July 17	SALEM	7:00
Wed May 2	MYRTLE BEACH	7:00	Wed July 18	SALEM	7:00
Thur May 3	MYRTLE BEACH	11:00	Thur July 19	SALEM	12:00
Fri May 4	at Carolina	7:15	Fri July 20	at Winston-Salem	7:00
Sat May 5	at Carolina	6:15	Sat July 21	at Winston-Salem	7:00
Sun May 6	at Carolina	2:00	Sun July 22	at Winston-Salem	5:00
Tues May 8	WINSTON-SALEM	7:00	Mon July 23	at Wilmington	7:05
Wed May 9	WINSTON-SALEM	7:00	Tues July 24	at Wilmington	7:05
Thur May 10	WINSTON-SALEM	11:00	Wed July 25	at Wilmington	12:05
Fri May 11	WILMINGTON	7:00	Thur July 26	at Wilmington	7:05
Sat May 12	WILMINGTON	6:00	Fri July 27	POTOMAC	7:00
Sun May 13	WILMINGTON	2:00	Sat July 28	POTOMAC	6:00
Mon May 14	at Potomac	7:05	Sun July 29	POTOMAC	4:00
Tues May 15	at Potomac	7:05	Tues July 31	at Lynchburg	7:05
Wed May 16	at Potomac	7:05	Wed Aug 1	at Lynchburg	7:05
Thur May 17	at Potomac	7:05	Thur Aug 2	at Lynchburg	7:05
Fri May 18	at Salem	7:05	Fri Aug 3	at Myrtle Beach	7:05
Sat May 19	at Salem	6:05	Sat Aug 4	at Myrtle Beach	7:05
Sun May 20	at Salem	4:05	Sun Aug 5	at Myrtle Beach	6:05
Mon May 21	CAROLINA	7:00	Tues Aug 7	LYNCHBURG	7:00
Tues May 22	CAROLINA	7:00	Wed Aug 8	LYNCHBURG	7:00
Wed May 23	CAROLINA	7:00	Thur Aug 9	LYNCHBURG	7:00
Fri May 25	SALEM	7:00	Fri Aug 10	MYRTLE BEACH	7:00
Sat May 26	SALEM	6:00	Sat Aug 11	MYRTLE BEACH	6:00
Sun May 27	SALEM	6:00	Sun Aug 12	MYRTLE BEACH	2:00
Mon May 28	at Winston-Salem	4:00	Mon Aug 13	at Carolina	7:15
Tues May 29	at Winston-Salem	7:00	Tues Aug 14	at Carolina	7:15
Wed May 30	at Winston-Salem	7:00	Wed Aug 15	at Carolina	7:15
Thur May 31	at Winston-Salem	7:00	Thur Aug 16	WINSTON-SALEM	7:00
Fri June 1	at Wilmington	7:05	Fri Aug 17	WINSTON-SALEM	7:00
Sat June 2	at Wilmington	6:05	Sat Aug 18	WINSTON-SALEM	6:00
Sun June 3	at Wilmington	1:35	Sun Aug 19	WINSTON-SALEM	2:00
Mon June 4	POTOMAC	7:00	Mon Aug 20	WILMINGTON	7:00
Tues June 5	POTOMAC	7:00	Tues Aug 21	WILMINGTON	7:00
Wed June 6	POTOMAC	7:00	Wed Aug 22	WILMINGTON	7:00
Thur June 7	POTOMAC	7:00	Thur Aug 23	WILMINGTON	7:00
Fri June 8	at Lynchburg	7:05	Fri Aug 24	at Potomac	7:05
Sat June 9	at Lynchburg	6:05	Sat Aug 25	at Potomac	6:35
Sun June 10	at Lynchburg	2:05	Sun Aug 26	at Potomac	1:05
Mon June 11	at Myrtle Beach	7:05	Tues Aug 28	at Salem	7:05
Tues June 12	at Myrtle Beach	7:05	Wed Aug 29	at Salem	7:05
Wed June 13	at Myrtle Beach	7:05	Thur Aug 30	at Salem	7:05
Thur June 14	LYNCHBURG	7:00	Fri Aug 31	at Salem	7:05
Fri June 15	LYNCHBURG	7:00	Sat Sept 1	CAROLINA	6:00
Sat June 16	LYNCHBURG	6:00	Sun Sept 2	CAROLINA	6:00
Sun June 17	LYNCHBURG	6:00	Mon Sept 3	CAROLINA	2:00

END FIRST HALF

END REGULAR SEASON



LYNCHBURG HILLCATS

2012 SCHEDULE

Fri April 6	POTOMAC	6:05	Thur June 21	SALEM	7:05
Sat April 7	POTOMAC	6:05	Fri June 22	SALEM	7:05
Sun April 8	POTOMAC	2:05	Sat June 23	SALEM	6:05
Tues April 10	SALEM	6:05	Sun June 24	MYRTLE BEACH	6:05
Wed April 11	SALEM	6:05	Mon June 25	MYRTLE BEACH	7:05
Thur April 12	SALEM	6:05	Tues June 26	MYRTLE BEACH	7:05
Fri April 13	at Potomac	7:05	Wed June 27	MYRTLE BEACH	7:05
Sat April 14	at Potomac	6:35	Thur June 28	at Wilmington	7:05
Sun April 15	at Potomac	1:05	Fri June 29	at Wilmington	7:05
Mon April 16	at Salem	7:05	Sat June 30	at Wilmington	6:05
Tues April 17	at Salem	7:05	Sun July 1	WINSTON-SALEM	6:05
Wed April 18	at Salem	7:05	Mon July 2	WINSTON-SALEM	7:05
Thur April 19	FREDERICK	6:05	Tues July 3	WINSTON-SALEM	7:05
Fri April 20	FREDERICK	6:05	Wed July 4	WILMINGTON	7:05
Sat April 21	FREDERICK	6:05	Thur July 5	WILMINGTON	7:05
Sun April 22	FREDERICK	2:05	Fri July 6	WILMINGTON	7:05
Mon April 23	at Carolina	7:15	Sat July 7	at Winston-Salem	7:00
Tues April 24	at Carolina	7:15	Sun July 8	at Winston-Salem	5:00
Wed April 25	at Carolina	7:15	Mon July 9	at Winston-Salem	7:00
Thur April 26	at Carolina	11:00	Wed July 11	at Salem	7:05
Fri April 27	at Frederick	7:00	Thur July 12	at Salem	7:05
Sat April 28	at Frederick	2:00	Fri July 13	SALEM	7:05
Sun April 29	at Frederick	2:00	Sat July 14	SALEM	6:05
Mon April 30	CAROLINA	6:05	Mon July 16	at Potomac	7:05
Tues May 1	CAROLINA	6:05	Tues July 17	at Potomac	7:05
Wed May 2	CAROLINA	6:05	Wed July 18	at Potomac	7:05
Thur May 3	CAROLINA	11:05	Thur July 19	at Potomac	12:05
Fri May 4	MYRTLE BEACH	6:05	Fri July 20	at Carolina	7:15
Sat May 5	MYRTLE BEACH	6:05	Sat July 21	at Carolina	6:15
Sun May 6	MYRTLE BEACH	2:05	Sun July 22	at Carolina	2:00
Tues May 8	at Wilmington	6:35	Mon July 23	POTOMAC	7:05
Wed May 9	at Wilmington	6:35	Tues July 24	POTOMAC	7:05
Thur May 10	at Wilmington	6:35	Wed July 25	POTOMAC	7:05
Fri May 11	WINSTON-SALEM	6:05	Thur July 26	POTOMAC	7:05
Sat May 12	WINSTON-SALEM	6:05	Fri July 27	at Salem	7:05
Sun May 13	WINSTON-SALEM	2:05	Sat July 28	at Salem	6:05
Mon May 14	WILMINGTON	6:05	Mon July 29	at Salem	4:05
Tues May 15	WILMINGTON	6:05	Tues July 31	FREDERICK	7:05
Wed May 16	WILMINGTON	6:05	Wed Aug 1	FREDERICK	7:05
Thur May 17	WILMINGTON	6:05	Thur Aug 2	FREDERICK	7:05
Fri May 18	at Winston-Salem	7:00	Fri Aug 3	at Carolina	7:15
Sat May 19	at Winston-Salem	7:00	Sat Aug 4	at Carolina	6:15
Sun May 20	at Winston-Salem	2:00	Sun Aug 5	at Carolina	2:00
Tues May 22	at Myrtle Beach	7:05	Tues Aug 7	at Frederick	7:00
Wed May 23	at Myrtle Beach	7:05	Wed Aug 8	at Frederick	7:00
Thur May 24	at Myrtle Beach	7:05	Thur Aug 9	at Frederick	7:00
Fri May 25	POTOMAC	6:05	Fri Aug 10	CAROLINA	7:05
Sat May 26	POTOMAC	6:05	Sat Aug 11	CAROLINA	6:05
Sun May 27	POTOMAC	2:05	Sun Aug 12	CAROLINA	6:05
Mon May 28	at Salem	1:05	Mon Aug 13	MYRTLE BEACH	7:05
Tues May 29	at Salem	7:05	Tues Aug 14	MYRTLE BEACH	7:05
Wed May 30	SALEM	6:05	Wed Aug 15	MYRTLE BEACH	7:05
Thur May 31	SALEM	6:05	Thur Aug 16	at Wilmington	7:05
Fri June 1	at Potomac	7:05	Fri Aug 17	at Wilmington	7:05
Sat June 2	at Potomac	6:35	Sat Aug 18	at Wilmington	6:05
Sun June 3	at Potomac	1:05	Sun Aug 19	at Wilmington	1:35
Mon June 4	at Myrtle Beach	7:05	Mon Aug 20	WINSTON-SALEM	7:05
Tues June 5	at Myrtle Beach	7:05	Tues Aug 21	WINSTON-SALEM	7:05
Wed June 6	at Myrtle Beach	7:05	Wed Aug 22	WINSTON-SALEM	7:05
Thur June 7	at Myrtle Beach	7:05	Thur Aug 23	WINSTON-SALEM	7:05
Fri June 8	FREDERICK	7:05	Fri Aug 24	WILMINGTON	6:05
Sat June 9	FREDERICK	6:05	Sat Aug 25	WILMINGTON	6:05
Sun June 10	FREDERICK	2:05	Sun Aug 26	WILMINGTON	6:05
Mon June 11	CAROLINA	7:05	Tues Aug 28	at Winston-Salem	7:00
Tues June 12	CAROLINA	7:05	Wed Aug 29	at Winston-Salem	7:00
Wed June 13	CAROLINA	7:05	Thur Aug 30	at Winston-Salem	7:00
Thur June 14	at Frederick	7:00	Fri Aug 31	at Winston-Salem	7:00
Fri June 15	at Frederick	7:00	Sat Sept 1	at Myrtle Beach	7:05
Sat June 16	at Frederick	6:00	Sun Sept 2	at Myrtle Beach	6:05
Sun June 17	at Frederick	6:00	Mon Sept 3	at Myrtle Beach	6:05

END FIRST HALF

END REGULAR SEASON



MYRTLE BEACH PELICANS

2012 SCHEDULE

Fri April 6	WILMINGTON	7:05	Thur June 21	at Frederick	7:00
Sat April 7	WILMING ON	7:05	Fri June 22	at Frederick	7:00
Sun April 8	WILMINGTON	6:05	Sat June 23	at Frederick	6:00
Tues April 10	POTOMAC	7:05	Sun June 24	at Lynchburg	6:05
Wed April 11	POTOMAC	7:05	Mon June 25	at Lynchburg	7:05
Thur April 12	POTOMAC	7:05	Tues June 26	at Lynchburg	7:05
Fri April 13	at Salem	7:05	Wed June 27	at Lynchburg	7:05
Sat April 14	at Salem	6:05	Thur June 28	CAROLINA	7:05
Sun April 15	at Salem	4:05	Fri June 29	CAROLINA	7:05
Mon April 16	WINSTON-SALEM	7:05	Sat June 30	CAROLINA	7:05
Tues April 17	WINSTON-SALEM	7:05	Sun July 1	SALEM	6:05
Wed April 18	WINSTON-SALEM	7:05	Mon July 2	SALEM	7:05
Thur April 19	at Carolina	7:15	Tues July 3	SALEM	7:05
Fri April 20	at Carolina	7:15	Wed July 4	at Winston-Salem	7:00
Sat April 21	at Carolina	6:15	Thur July 5	at Winston-Salem	7:00
Sun April 22	at Carolina	2:00	Fri July 6	at Winston-Salem	7:00
Mon April 23	FREDERICK	7:05	Sat July 7	at Wilmington	6:05
Tues April 24	FREDERICK	7:05	Sun July 8	at Wilmington	1:35
Wed April 25	FREDERICK	7:05	Mon July 9	at Wilmington	7:05
Thur April 26	FREDERICK	7:05	Wed July 11	WINSTON-SALEM	7:05
Fri April 27	at Potomac	7:05	Thur July 12	WINSTON-SALEM	7:05
Sat April 28	at Potomac	6:35	Fri July 13	WINSTON-SALEM	7:05
Sun April 29	at Potomac	1:05	Sat July 14	WINSTON-SALEM	7:05
Mon April 30	at Frederick	7:00	Mon July 16	WILMINGTON	7:05
Tues May 1	at Frederick	7:00	Tues July 17	WILMINGTON	7:05
Wed May 2	at Frederick	7:00	Wed July 18	WILMINGTON	7:05
Thur May 3	at Frederick	11:00	Thur July 19	WILMINGTON	7:05
Fri May 4	at Lynchburg	6:05	Fri July 20	at Potomac	7:05
Sat May 5	at Lynchburg	6:05	Sat July 21	at Potomac	6:35
Sun May 6	at Lynchburg	2:05	Sun July 22	at Potomac	1:05
Tues May 8	CAROLINA	7:05	Mon July 23	at Salem	7:05
Wed May 9	CAROLINA	7:05	Tues July 24	at Salem	7:05
Thur May 10	CAROLINA	7:05	Wed July 25	at Salem	7:05
Fri May 11	SALEM	7:05	Thur July 26	at Salem	7:05
Sat May 12	SALEM	7:05	Fri July 27	WINSTON-SALEM	7:05
Sun May 13	SALEM	3:05	Sat July 28	WINSTON-SALEM	7:05
Mon May 14	at Winston-Salem	7:00	Sun July 29	WINSTON-SALEM	6:05
Tues May 15	at Winston-Salem	7:00	Tues July 31	at Carolina	7:15
Wed May 16	at Winston-Salem	12:00	Wed Aug 1	at Carolina	7:15
Thur May 17	at Winston-Salem	7:00	Thur Aug 2	at Carolina	7:15
Fri May 18	at Wilmington	7:05	Fri Aug 3	FREDERICK	7:05
Sat May 19	at Wilmington	6:05	Sat Aug 4	FREDERICK	7:05
Sun May 20	at Wilmington	1:35	Sun Aug 5	FREDERICK	6:05
Tues May 22	LYNCHBURG	7:05	Tues Aug 7	POTOMAC	7:05
Wed May 23	LYNCHBURG	7:05	Wed Aug 8	POTOMAC	7:05
Thur May 24	LYNCHBURG	7:05	Thur Aug 9	POTOMAC	7:05
Fri May 25	WILMINGTON	7:05	Fri Aug 10	at Frederick	7:00
Sat May 26	WILMINGTON	7:05	Sat Aug 11	at Frederick	6:00
Sun May 27	WILMINGTON	6:05	Sun Aug 12	at Frederick	2:00
Mon May 28	at Potomac	6:00	Mon Aug 13	at Lynchburg	7:05
Tues May 29	at Potomac	7:05	Tues Aug 14	at Lynchburg	7:05
Wed May 30	at Potomac	7:05	Wed Aug 15	at Lynchburg	7:05
Thur May 31	at Potomac	7:05	Thur Aug 16	CAROLINA	7:05
Fri June 1	at Salem	7:05	Fri Aug 17	CAROLINA	7:05
Sat June 2	at Salem	6:05	Sat Aug 18	CAROLINA	7:05
Sun June 3	at Salem	4:05	Sun Aug 19	CAROLINA	6:05
Mon June 4	LYNCHBURG	7:05	Mon Aug 20	SALEM	7:05
Tues June 5	LYNCHBURG	7:05	Tues Aug 21	SALEM	7:05
Wed June 6	LYNCHBURG	7:05	Wed Aug 22	SALEM	7:05
Thur June 7	LYNCHBURG	7:05	Thur Aug 23	SALEM	7:05
Fri June 8	at Carolina	7:15	Fri Aug 24	at Winston-Salem	7:00
Sat June 9	at Carolina	6:15	Sat Aug 25	at Winston-Salem	7:00
Sun June 10	at Carolina	2:00	Sun Aug 26	at Winston-Salem	5:00
Mon June 11	FREDERICK	7:05	Mon Aug 27	at Wilmington	6:35
Tues June 12	FREDERICK	7:05	Tues Aug 28	at Wilmington	6:35
Wed June 13	FREDERICK	7:05	Wed Aug 29	at Wilmington	6:35
Thur June 14	POTOMAC	7:05	Thur Aug 30	at Wilmington	6:35
Fri June 15	POTOMAC	7:05	Sat Sept 1	LYNCHBURG	7:05
Sat June 16	POTOMAC	7:05	Sun Sept 2	LYNCHBURG	6:05
Sun June 17	POTOMAC	6:05	Mon Sept 3	LYNCHBURG	6:05

END FIRST HALF

END REGULAR SEASON



POTOMAC NATIONALS

2012 SCHEDULE

Fri April 6	a t Lynchburg	6:05	Thur June 21	WINSTON-SALEM	7:05
Sat April 7	at Lynchburg	6:05	Fri June 22	WINSTON-SALEM	7:05
Sun April 8	at Lynchburg	2:05	Sat June 23	WINSTON-SALEM	6:35
Tues April 10	at Myrtle Beach	7:05	Sun June 24	WILMINGTON	1:05
Wed April 11	at Myrtle Beach	7:05	Mon June 25	WILMINGTON	7:05
Thur April 12	at Myrtle Beach	7:05	Tues June 26	WILMINGTON	7:05
Fri April 13	LYNCHBURG	7:05	Wed June 27	WILMINGTON	7:05
Sat April 14	LYNCHBURG	6:35	Thur June 28	at Salem	7:05
Sun April 15	LYNCHBURG	1:05	Fri June 29	at Salem	7:05
Mon April 16	at Frederick	7:00	Sat June 30	at Salem	6:05
Tues April 17	at Frederick	7:00	Sun July 1	at Carolina	4:00
Wed April 18	at Frederick	7:00	Mon July 2	at Carolina	7:15
Thur April 19	SALEM	7:05	Tues July 3	at Carolina	7:15
Fri April 20	SALEM	7:05	Wed July 4	FREDERICK	6:35
Sat April 21	SALEM	6:35	Thur July 5	FREDERICK	7:05
Sun April 22	SALEM	1:05	Fri July 6	FREDERICK	7:05
Mon April 23	at Winston-Salem	7:00	Sat July 7	CAROLINA	6:35
Tues April 24	at Winston-Salem	7:00	Sun July 8	CAROLINA	1:05
Wed April 25	at Winston-Salem	12:00	Mon July 9	CAROLINA	7:05
Thur April 26	at Winston-Salem	7:00	Wed July 11	at Wilmington	7:05
Fri April 27	MYRTLE BEACH	7:05	Thur July 12	at Wilmington	7:05
Sat April 28	MYRTLE BEACH	6:35	Fri July 13	at Wilmington	7:05
Sun April 29	MYRTLE BEACH	1:05	Sat July 14	at Wilmington	6:05
Mon April 30	WINSTON-SALEM	7:05	Mon July 16	LYNCHBURG	7:05
Tues May 1	WINSTON-SALEM	7:05	Tues July 17	LYNCHBURG	7:05
Wed May 2	WINSTON-SALEM	7:05	Wed July 18	LYNCHBURG	7:05
Thur May 3	WINSTON-SALEM	10:35	Thur July 19	LYNCHBURG	12:05
Fri May 4	WILMINGTON	7:05	Fri July 20	MYRTLE BEACH	7:05
Sat May 5	WILMINGTON	6:35	Sat July 21	MYRTLE BEACH	6:35
Sun May 6	WILMINGTON	1:05	Sun July 22	MYRTLE BEACH	1:05
Tues May 8	at Salem	7:05	Mon July 23	at Lynchburg	7:05
Wed May 9	at Salem	11:00	Tues July 24	at Lynchburg	7:05
Thur May 10	at Salem	7:05	Wed July 25	at Lynchburg	7:05
Fri May 11	at Carolina	7:15	Thur July 26	at Lynchburg	7:05
Sat May 12	at Carolina	6:15	Fri July 27	at Frederick	7:00
Sun May 13	at Carolina	2:00	Sat July 28	at Frederick	6:00
Mon May 14	FREDERICK	7:05	Sun July 29	at Frederick	4:00
Tues May 15	FREDERICK	7:05	Tues July 31	SALEM	7:05
Wed May 16	FREDERICK	7:05	Wed Aug 1	SALEM	7:05
Thur May 17	FREDERICK	7:05	Thur Aug 2	SALEM	7:05
Fri May 18	CAROLINA	7:05	Fri Aug 3	at Winston-Salem	7:00
Sat May 19	CAROLINA	6:35	Sat Aug 4	at Winston-Salem	7:00
Sun May 20	CAROLINA	1:05	Sun Aug 5	at Winston-Salem	5:00
Mon May 21	at Wilmington	6:35	Tues Aug 7	at Myrtle Beach	7:05
Tues May 22	at Wilmington	6:35	Wed Aug 8	at Myrtle Beach	7:05
Wed May 23	at Wilmington	11:05	Thur Aug 9	at Myrtle Beach	7:05
Fri May 25	at Lynchburg	6:05	Fri Aug 10	WINSTON-SALEM	7:05
Sat May 26	at Lynchburg	6:05	Sat Aug 11	WINSTON-SALEM	6:35
Sun May 27	at Lynchburg	2:05	Sun Aug 12	WINSTON-SALEM	1:05
Mon May 28	MYRTLE BEACH	6:00	Mon Aug 13	WILMINGTON	7:05
Tues May 29	MYRTLE BEACH	7:05	Tues Aug 14	WILMINGTON	7:05
Wed May 30	MYRTLE BEACH	7:05	Wed Aug 15	WILMINGTON	12:05
Thur May 31	MYRTLE BEACH	7:05	Thur Aug 16	at Salem	7:05
Fri June 1	LYNCHBURG	7:05	Fri Aug 17	at Salem	7:05
Sat June 2	LYNCHBURG	6:35	Sat Aug 18	at Salem	6:05
Sun June 3	LYNCHBURG	1:05	Sun Aug 19	at Salem	4:05
Mon June 4	at Frederick	7:00	Mon Aug 20	CAROLINA	7:05
Tues June 5	at Frederick	7:00	Tues Aug 21	CAROLINA	7:05
Wed June 6	at Frederick	7:00	Wed Aug 22	CAROLINA	7:05
Thur June 7	at Frederick	7:00	Thur Aug 23	CAROLINA	7:05
Fri June 8	SALEM	7:05	Fri Aug 24	FREDERICK	7:05
Sat June 9	SALEM	6:35	Sat Aug 25	FREDERICK	6:35
Sun June 10	SALEM	1:05	Sun Aug 26	FREDERICK	1:05
Mon June 11	at Winston-Salem	7:00	Tues Aug 28	at Carolina	7:15
Tues June 12	at Winston-Salem	7:00	Wed Aug 29	at Carolina	7:15
Wed June 13	at Winston-Salem	7:00	Thur Aug 30	at Carolina	7:15
Thur June 14	at Myrtle Beach	7:05	Fri Aug 31	at Carolina	7:15
Fri June 15	at Myrtle Beach	7:05	Sat Sept 1	at Wilmington	6:05
Sat June 16	at Myrtle Beach	7:05	Sun Sept 2	at Wilmington	1:35
Sun June 17	at Myrtle Beach	6:05	Mon Sept 3	at Wilmington	1:05

END FIRST HALF

END REGULAR SEASON



SALEM RED SOX

2012 SCHEDULE

Fri April 6	at Frederick	7:00	Thur June 21	at Lynchburg	7:05
Sat April 7	at Frederick	2:00	Fri June 22	at Lynchburg	7:05
Sun April 8	at Frederick	2:00	Sat June 23	at Lynchburg	6:05
Tues April 10	at Lynchburg	6:05	Sun June 24	at Winston-Salem	5:00
Wed April 11	at Lynchburg	6:05	Mon June 25	at Winston-Salem	7:00
Thur April 12	at Lynchburg	6:05	Tues June 26	at Winston-Salem	7:00
Fri April 13	MYRTLE BEACH	7:05	Wed June 27	at Winston-Salem	12:00
Sat April 14	MYRTLE BEACH	6:05	Thur June 28	POTOMAC	7:05
Sun April 15	MYRTLE BEACH	4:05	Fri June 29	POTOMAC	7:05
Mon April 16	LYNCHBURG	7:05	Sat June 30	POTOMAC	6:05
Tues April 17	LYNCHBURG	7:05	Sun July 1	at Myrtle Beach	6:05
Wed April 18	LYNCHBURG	7:05	Mon July 2	at Myrtle Beach	7:05
Thur April 19	at Potomac	7:05	Tues July 3	at Myrtle Beach	7:05
Fri April 20	at Potomac	7:05	Wed July 4	at Carolina	7:15
Sat April 21	at Potomac	6:35	Thur July 5	at Carolina	7:15
Sun April 22	at Potomac	1:05	Fri July 6	at Carolina	7:15
Mon April 23	WILMINGTON	7:05	Sat July 7	FREDERICK	6:05
Tues April 24	WILMINGTON	7:05	Sun July 8	FREDERICK	4:05
Wed April 25	WILMINGTON	7:05	Mon July 9	FREDERICK	7:05
Thur April 26	WILMINGTON	7:05	Wed July 11	LYNCHBURG	7:05
Fri April 27	CAROLINA	7:05	Thur July 12	LYNCHBURG	7:05
Sat April 28	CAROLINA	6:05	Fri July 13	at Lynchburg	7:05
Sun April 29	CAROLINA	4:05	Sat July 14	at Lynchburg	6:05
Mon April 30	at Wilmington	6:35	Mon July 16	at Frederick	7:00
Tues May 1	at Wilmington	6:35	Tues July 17	at Frederick	7:00
Wed May 2	at Wilmington	6:35	Wed July 18	at Frederick	7:00
Thur May 3	at Wilmington	6:35	Thur July 19	at Frederick	12:00
Fri May 4	at Winston-Salem	7:00	Fri July 20	WILMINGTON	7:05
Sat May 5	at Winston-Salem	7:00	Sat July 21	WILMINGTON	6:05
Sun May 6	at Winston-Salem	2:00	Sun July 22	WILMINGTON	4:05
Tues May 8	POTOMAC	7:05	Mon July 23	MYRTLE BEACH	7:05
Wed May 9	POTOMAC	11:00	Tues July 24	MYRTLE BEACH	7:05
Thur May 10	POTOMAC	7:05	Wed July 25	MYRTLE BEACH	7:05
Fri May 11	at Myrtle Beach	7:05	Thur July 26	MYRTLE BEACH	7:05
Sat May 12	at Myrtle Beach	7:05	Fri July 27	LYNCHBURG	7:05
Sun May 13	at Myrtle Beach	3:05	Sat July 28	LYNCHBURG	6:05
Mon May 14	at Carolina	7:15	Sun July 29	LYNCHBURG	4:05
Tues May 15	at Carolina	7:15	Tues July 31	at Potomac	7:05
Wed May 16	at Carolina	7:15	Wed Aug 1	at Potomac	7:05
Thur May 17	at Carolina	7:15	Thur Aug 2	at Potomac	7:05
Fri May 18	FREDERICK	7:05	Fri Aug 3	WILMINGTON	7:05
Sat May 19	FREDERICK	6:05	Sat Aug 4	WILMINGTON	6:05
Sun May 20	FREDERICK	4:05	Sun Aug 5	WILMINGTON	4:05
Mon May 21	WINSTON-SALEM	7:05	Tues Aug 7	CAROLINA	7:05
Tues May 22	WINSTON-SALEM	11:00	Wed Aug 8	CAROLINA	7:05
Wed May 23	WINSTON-SALEM	7:05	Thur Aug 9	CAROLINA	7:05
Thur May 24	at Frederick	7:00	Fri Aug 10	at Wilmington	7:05
Fri May 25	at Frederick	6:00	Sat Aug 11	at Wilmington	6:05
Sat May 26	at Frederick	6:00	Sun Aug 12	at Wilmington	1:35
Sun May 27	at Frederick	6:00	Mon Aug 13	at Winston-Salem	7:00
Mon May 28	LYNCHBURG	1:05	Tues Aug 14	at Winston-Salem	7:00
Tues May 29	LYNCHBURG	7:05	Wed Aug 15	at Winston-Salem	7:00
Wed May 30	at Lynchburg	6:05	Thur Aug 16	POTOMAC	7:05
Thur May 31	at Lynchburg	6:05	Fri Aug 17	POTOMAC	7:05
Fri June 1	MYRTLE BEACH	7:05	Sat Aug 18	POTOMAC	6:05
Sat June 2	MYRTLE BEACH	6:05	Sun Aug 19	POTOMAC	4:05
Sun June 3	MYRTLE BEACH	4:05	Mon Aug 20	at Myrtle Beach	7:05
Mon June 4	WINSTON-SALEM	7:05	Tues Aug 21	at Myrtle Beach	7:05
Tues June 5	WINSTON-SALEM	7:05	Wed Aug 22	at Myrtle Beach	7:05
Wed June 6	WINSTON-SALEM	7:05	Thur Aug 23	at Myrtle Beach	7:05
Thur June 7	WINSTON-SALEM	7:05	Fri Aug 24	at Carolina	7:15
Fri June 8	at Potomac	7:05	Sat Aug 25	at Carolina	6:15
Sat June 9	at Potomac	6:35	Sun Aug 26	at Carolina	2:00
Sun June 10	at Potomac	1:05	Tues Aug 28	FREDERICK	7:05
Mon June 11	at Wilmington	7:05	Wed Aug 29	FREDERICK	7:05
Tues June 12	at Wilmington	7:05	Thur Aug 30	FREDERICK	7:05
Wed June 13	at Wilmington	7:05	Fri Aug 31	FREDERICK	7:05
Thur June 14	CAROLINA	7:05	Sat Sept 1	WINSTON-SALEM	6:05
Fri June 15	CAROLINA	7:05	Sun Sept 2	WINSTON-SALEM	4:05
Sat June 16	CAROLINA	6:05	Mon Sept 3	WINSTON-SALEM	1:05
Sun June 17	CAROLINA	4:05			

END FIRST HALF

END REGULAR SEASON



WILMINGTON BLUE ROCKS

2012 SCHEDULE

Fri April 6	at Myrtle Beach	7:05	Thur June 21	at Carolina	7:15
Sat April 7	at Myrtle Beach	7:05	Fri June 22	at Carolina	7:15
Sun April 8	at Myrtle Beach	6:05	Sat June 23	at Carolina	6:15
Mon April 9	at Carolina	7:15	Sun June 24	at Potomac	1:05
Tues April 10	at Carolina	7:15	Mon June 25	at Potomac	7:05
Wed April 11	at Carolina	7:15	Tues June 26	at Potomac	7:05
Fri April 13	FREDERICK	7:05	Wed June 27	at Potomac	7:05
Sat April 14	FREDERICK	6:05	Thur June 28	LYNCHBURG	7:05
Sun April 15	FREDERICK	1:35	Fri June 29	LYNCHBURG	7:05
Mon April 16	CAROLINA	6:35	Sat June 30	LYNCHBURG	6:05
Tues April 17	CAROLINA	6:35	Sun July 1	at Frederick	4:00
Wed April 18	CAROLINA	11:05	Mon July 2	at Frederick	7:00
Thur April 19	at Winston-Salem	7:00	Tues July 3	at Frederick	7:00
Fri April 20	at Winston-Salem	7:00	Wed July 4	at Lynchburg	7:05
Sat April 21	at Winston-Salem	7:00	Thur July 5	at Lynchburg	7:05
Sun April 22	at Winston-Salem	2:00	Fri July 6	at Lynchburg	7:05
Mon April 23	at Salem	7:05	Sat July 7	MYRTLE BEACH	6:05
Tues April 24	at Salem	7:05	Sun July 8	MYRTLE BEACH	1:35
Wed April 25	at Salem	7:05	Mon July 9	MYRTLE BEACH	7:05
Thur April 26	at Salem	7:05	Wed July 11	POTOMAC	7:05
Fri April 27	WINSTON-SALEM	7:05	Thur July 12	POTOMAC	7:05
Sat April 28	WINSTON-SALEM	6:05	Fri July 13	POTOMAC	7:05
Sun April 29	WINSTON-SALEM	1:35	Sat July 14	POTOMAC	6:05
Mon April 30	SALEM	6:35	Mon July 16	at Myrtle Beach	7:05
Tues May 1	SALEM	6:35	Tues July 17	at Myrtle Beach	7:05
Wed May 2	SALEM	6:35	Wed July 18	at Myrtle Beach	7:05
Thur May 3	SALEM	6:35	Thur July 19	at Myrtle Beach	7:05
Fri May 4	at Potomac	7:05	Fri July 20	at Salem	7:05
Sat May 5	at Potomac	6:35	Sat July 21	at Salem	6:05
Sun May 6	at Potomac	1:05	Sun July 22	at Salem	4:05
Tues May 8	LYNCHBURG	6:35	Mon July 23	FREDERICK	7:05
Wed May 9	LYNCHBURG	6:35	Tues July 24	FREDERICK	7:05
Thur May 10	LYNCHBURG	6:35	Wed July 25	FREDERICK	12:05
Fri May 11	at Frederick	7:00	Thur July 26	FREDERICK	7:05
Sat May 12	at Frederick	6:00	Fri July 27	CAROLINA	7:05
Sun May 13	at Frederick	2:00	Sat July 28	CAROLINA	6:05
Mon May 14	at Lynchburg	6:05	Sun July 29	CAROLINA	1:35
Tues May 15	at Lynchburg	6:05	Tues July 31	at Winston-Salem	7:00
Wed May 16	at Lynchburg	6:05	Wed Aug 1	at Winston-Salem	7:00
Thur May 17	at Lynchburg	6:05	Thur Aug 2	at Winston-Salem	7:00
Fri May 18	MYRTLE BEACH	7:05	Fri Aug 3	at Salem	7:05
Sat May 19	MYRTLE BEACH	6:05	Sat Aug 4	at Salem	6:05
Sun May 20	MYRTLE BEACH	1:35	Sun Aug 5	at Salem	4:05
Mon May 21	POTOMAC	6:35	Tues Aug 7	WINSTON-SALEM	7:05
Tues May 22	POTOMAC	6:35	Wed Aug 8	WINSTON-SALEM	7:05
Wed May 23	POTOMAC	11:05	Thur Aug 9	WINSTON-SALEM	7:05
Fri May 25	at Myrtle Beach	7:05	Fri Aug 10	SALEM	7:05
Sat May 26	at Myrtle Beach	7:05	Sat Aug 11	SALEM	6:05
Sun May 27	at Myrtle Beach	6:05	Sun Aug 12	SALEM	1:35
Mon May 28	at Carolina	4:00	Mon Aug 13	at Potomac	7:05
Tues May 29	at Carolina	7:15	Tues Aug 14	at Potomac	7:05
Wed May 30	at Carolina	7:15	Wed Aug 15	at Potomac	12:05
Thur May 31	at Carolina	7:15	Thur Aug 16	LYNCHBURG	7:05
Fri June 1	FREDERICK	7:05	Fri Aug 17	LYNCHBURG	7:05
Sat June 2	FREDERICK	6:05	Sat Aug 18	LYNCHBURG	6:05
Sun June 3	FREDERICK	1:35	Sun Aug 19	LYNCHBURG	1:35
Mon June 4	CAROLINA	7:05	Mon Aug 20	at Frederick	7:00
Tues June 5	CAROLINA	7:05	Tues Aug 21	at Frederick	7:00
Wed June 6	CAROLINA	7:05	Wed Aug 22	at Frederick	7:00
Thur June 7	CAROLINA	7:05	Thur Aug 23	at Frederick	7:00
Fri June 8	at Winston-Salem	7:00	Fri Aug 24	at Lynchburg	6:05
Sat June 9	at Winston-Salem	7:00	Sat Aug 25	at Lynchburg	6:05
Sun June 10	at Winston-Salem	5:00	Sun Aug 26	at Lynchburg	6:05
Mon June 11	SALEM	7:05	Mon Aug 27	MYRTLE BEACH	6:35
Tues June 12	SALEM	7:05	Tues Aug 28	MYRTLE BEACH	6:35
Wed June 13	SALEM	7:05	Wed Aug 29	MYRTLE BEACH	6:35
Thur June 14	WINSTON-SALEM	7:05	Thur Aug 30	MYRTLE BEACH	6:35
Fri June 15	WINSTON-SALEM	7:05	Sat Sept 1	POTOMAC	6:05
Sat June 16	WINSTON-SALEM	6:05	Sun Sept 2	POTOMAC	1:35
Sun June 17	WINSTON-SALEM	1:35	Mon Sept 3	POTOMAC	1:05

END FIRST HALF

END REGULAR SEASON



WINSTON-SALEM DASH

2012 SCHEDULE

Fri April 6	at Carolina	7:15	Thur June 21	at Potomac	7:05
Sat April 7	at Carolina	6:15	Fri June 22	at Potomac	7:05
Sun April 8	at Carolina	2:00	Sat June 23	at Potomac	6:35
Tues April 10	at Frederick	7:00	Sun June 24	SALEM	5:00
Wed April 11	at Frederick	7:00	Mon June 25	SALEM	7:00
Thur April 12	at Frederick	7:00	Tues June 26	SALEM	7:00
Fri April 13	CAROLINA	7:00	Wed June 27	SALEM	12:00
Sat April 14	CAROLINA	7:00	Thur June 28	FREDERICK	7:00
Sun April 15	CAROLINA	2:00	Fri June 29	FREDERICK	7:00
Mon April 16	at Myrtle Beach	7:05	Sat June 30	FREDERICK	7:00
Tues April 17	at Myrtle Beach	7:05	Sun July 1	at Lynchburg	6:05
Wed April 18	at Myrtle Beach	7:05	Mon July 2	at Lynchburg	7:05
Thur April 19	WILMINGTON	7:00	Tues July 3	at Lynchburg	7:05
Fri April 20	WILMINGTON	7:00	Wed July 4	MYRTLE BEACH	7:00
Sat April 21	WILMINGTON	7:00	Thur July 5	MYRTLE BEACH	7:00
Sun April 22	WILMINGTON	2:00	Fri July 6	MYRTLE BEACH	7:00
Mon April 23	POTOMAC	7:00	Sat July 7	LYNCHBURG	7:00
Tues April 24	POTOMAC	7:00	Sun July 8	LYNCHBURG	5:00
Wed April 25	POTOMAC	12:00	Mon July 9	LYNCHBURG	7:00
Thur April 26	POTOMAC	7:00	Wed July 11	at Myrtle Beach	7:05
Fri April 27	at Wilmington	7:05	Thur July 12	at Myrtle Beach	7:05
Sat April 28	at Wilmington	6:05	Fri July 13	at Myrtle Beach	7:05
Sun April 29	at Wilmington	1:35	Sat July 14	at Myrtle Beach	7:05
Mon April 30	at Potomac	7:05	Mon July 16	at Carolina	7:15
Tues May 1	at Potomac	7:05	Tues July 17	at Carolina	7:15
Wed May 2	at Potomac	7:05	Wed July 18	at Carolina	12:00
Thur May 3	at Potomac	10:35	Thur July 19	at Carolina	7:15
Fri May 4	SALEM	7:00	Fri July 20	FREDERICK	7:00
Sat May 5	SALEM	7:00	Sat July 21	SALEM	7:00
Sun May 6	SALEM	2:00	Sun July 22	FREDERICK	5:00
Tues May 8	at Frederick	7:00	Mon July 23	CAROLINA	7:00
Wed May 9	at Frederick	7:00	Tues July 24	CAROLINA	7:00
Thur May 10	at Frederick	11:00	Wed July 25	CAROLINA	7:00
Fri May 11	at Lynchburg	6:05	Thur July 26	CAROLINA	7:00
Sat May 12	at Lynchburg	6:05	Fri July 27	at Myrtle Beach	7:05
Sun May 13	at Lynchburg	2:05	Sat July 28	at Myrtle Beach	7:05
Mon May 14	MYRTLE BEACH	7:00	Sun July 29	at Myrtle Beach	6:05
Tues May 15	MYRTLE BEACH	7:00	Tues July 31	WILMINGTON	7:00
Wed May 16	MYRTLE BEACH	12:00	Wed Aug 1	WILMINGTON	7:00
Thur May 17	MYRTLE BEACH	7:00	Thur Aug 2	WILMINGTON	7:00
Fri May 18	LYNCHBURG	7:00	Fri Aug 3	POTOMAC	7:00
Sat May 19	LYNCHBURG	7:00	Sat Aug 4	POTOMAC	7:00
Sun May 20	LYNCHBURG	2:00	Sun Aug 5	POTOMAC	5:00
Tues May 22	at Salem	7:05	Tues Aug 7	at Wilmington	7:05
Wed May 23	at Salem	11:00	Wed Aug 8	at Wilmington	7:05
Thur May 24	at Salem	7:05	Thur Aug 9	at Wilmington	7:05
Fri May 25	at Carolina	7:15	Fri Aug 10	at Potomac	7:05
Sat May 26	at Carolina	6:15	Sat Aug 11	at Potomac	6:35
Sun May 27	at Carolina	2:00	Sun Aug 12	at Potomac	1:05
Mon May 28	FREDERICK	4:00	Mon Aug 13	SALEM	7:00
Tues May 29	FREDERICK	7:00	Tues Aug 14	SALEM	7:00
Wed May 30	FREDERICK	7:00	Wed Aug 15	SALEM	7:00
Thur May 31	FREDERICK	7:00	Thur Aug 16	at Frederick	7:00
Fri June 1	CAROLINA	7:00	Fri Aug 17	at Frederick	7:00
Sat June 2	CAROLINA	7:00	Sat Aug 18	at Frederick	6:00
Sun June 3	CAROLINA	2:00	Sun Aug 19	at Frederick	2:00
Mon June 4	at Salem	7:05	Mon Aug 20	at Lynchburg	7:05
Tues June 5	at Salem	7:05	Tues Aug 21	at Lynchburg	7:05
Wed June 6	at Salem	7:05	Wed Aug 22	at Lynchburg	7:05
Thur June 7	at Salem	7:05	Thur Aug 23	at Lynchburg	7:05
Fri June 8	WILMINGTON	7:00	Fri Aug 24	MYRTLE BEACH	7:00
Sat June 9	WILMINGTON	7:00	Sat Aug 25	MYRTLE BEACH	7:00
Sun June 10	WILMINGTON	5:00	Sun Aug 26	MYRTLE BEACH	5:00
Mon June 11	POTOMAC	7:00	Tues Aug 28	LYNCHBURG	7:00
Tues June 12	POTOMAC	7:00	Wed Aug 29	LYNCHBURG	7:00
Wed June 13	POTOMAC	7:00	Thur Aug 30	LYNCHBURG	7:00
Thur June 14	at Wilmington	7:05	Fri Aug 31	LYNCHBURG	7:00
Fri June 15	at Wilmington	7:05	Sat Sept 1	at Salem	6:05
Sat June 16	at Wilmington	6:05	Sun Sept 2	at Salem	4:05
Sun June 17	at Wilmington	1:35	Mon Sept 3	at Salem	1:05

END FIRST HALF

END REGULAR SEASON



**CAROLINA
MUDCATS**

CONTACT INFORMATION

Stadium Name: Five County Stadium
Stadium Address: 1501 NC Hwy 39, Zebulon, NC 27597
Mailing Address: PO Drawer 1218, Zebulon, NC 27597
Telephone: (919) 269-2287
Fax: (919) 269-4910
Email: muddy@carolinamudcats.com
Website: www.carolinamudcats.com
Media Contact: Darren Headrick
Press Box Phone: (919) 269-2287
Visiting Club Hotel: Hampton Inn Wake Forest NC
 12318 Wake Union Church Road
 Wake Forest, NC 27587
Visiting Club Hotel Phone: 919-554-0222

OWNERSHIP & FRONT OFFICE

Operated by: Carolina Mudcats Professional Baseball Club
Majority Owner/President: Steve Bryant
General Manager: Joe Kremer
Assistant General Manager: Eric Gardner
Director of Merchandising: Anne Allen
Director of Video Operations & Multimedia Productions/Website:
 Aaron Bayles
Group Sales Associate/Luxury Suites: Everette Blackman
Director of Ticket Operations: Stephen Boham
Office Manager: Jackie DiPrimo
Asst. Director of Food & Beverage: Todd Feneley
Director of Broadcasting/Media Relations: Darren Headrick
Stadium Operations: Vinny Jones
Director of Food & Beverage: Dwayne Lucas
Group Sales Associates: Lindsey Lynch, Britni Holman
Director of Promotions & Marketing: Sean Nickelsen
Director of Field Operations: John Packer
Promotions & Social Networking: Matt Poloni
Director of External Affairs and Corporate Development: Ricky Ray
Director of Group Sales: Chris Signorelli
Director of Stadium Operations: Daniel Spence

FIELD STAFF

Manager: Edwin Rodriguez
Pitching Coach: Scott Erickson
Hitting Coach: Scooter Tucker
Athletic Trainer: Jeremy Heller
Strength Coach: Jake Sankal
Clubhouse Manager: Kevin Bryant



**CAROLINA
MUDCATS**

PRESIDENT/ MAJORITY OWNER



Steve Bryant
President

For Steve Bryant, baseball is passion, devotion and the relentless pursuit of perfection. Ever since he bought the Double-A Columbus Astros in 1988, he has been working steadily towards creating the ideal environment for professional baseball.

Bryant's initial step was to relocate the newly named Mudcats franchise from Columbus, GA, to Zebulon, NC, in 1991, and with that single move, he laid the groundwork for an incredible minor league success story.

The team was an immediate hit as attendance soared. Hot souvenir sales touched on a logo-merchandising powder keg. By 1995, accumulated talent helped Bryant's team claim its first Southern League Championship. And in 1996, the Mudcats received Baseball America's Bob Freitas Award for unmatched excellence at the Double-A level. Still, Bryant was not satisfied. He wanted a top-flight facility. All told, after three phases of construction, Bryant now has in place the Five County Stadium he always has envisioned.

GENERAL MANAGER



Joe Kremer
General Manager

Joe Kremer is beginning his 23rd season at the helm of the Carolina Mudcats franchise. In 1992, just one year after moving the team to Zebulon, N.C., from Columbus, GA, Kremer received Southern League Executive of the Year honors. He followed that accomplishment with identical hardware in 1993, 1995, 2005 and again in 2008. By 1996, Kremer and the team had earned Baseball America's Bob Freitas Award for outstanding organizational achievement and success at the Double A level.

Before joining the Mudcats, the West Lafayette, Indiana native worked with the Triple-A Nashville Sounds in 1985 and 1986 and was assistant general manager of the Double-A Huntsville Stars during 1987 and 1988. A 1983 graduate of Purdue University with a BA in Fine Arts, Kremer and his wife Kathy reside in Wake Forest with their two daughters, Katie, 20, and Karli, 18.

THE MANAGER



Edwin Rodriguez
Manager (1st yr)

Edwin Rodriguez enters first season at Class-A Carolina and first season in the Indians organization. He was the first Puerto Rico-born manager in Major League Baseball history, compiling a record of 78-85 over his two seasons as Manager of the Florida Marlins in 2010-2011. Prior to his stint as Marlins skipper, he managed in the Florida Player Development System from 2005-2010, first joining the South Florida organization in 2004 as hitting coach for the then Double A Carolina Mudcats. Rodriguez also managed the Rookie level Princeton Devil Rays from 2000-2002. Prior to joining the Tampa Bay organization as a coach, he served as a scout with the Minnesota Twins from 1989 to 1996.

Rodriguez was signed by the New York Yankees as a minor league free agent in 1980 and made his professional debut with the GCL Yankees. He made his Major League debut on September 28, 1982 with the New York Yankees, and played parts of three seasons with the Yankees and San Diego Padres. In his minor league career, Rodriguez hit .262 over parts of seven seasons.



CAROLINA MUDCATS

STADIUM & TICKET INFORMATION

Name: Five County Stadium
Year Built: 1991
Capacity: 6,500
Dimensions: LF: 330 CF: 400
RF: 309
Ticket Office Hours: Non-Game
 Days: 9-5

Individual Ticket Prices:
 \$12.50, \$11, \$10, \$9, \$6

Directions:

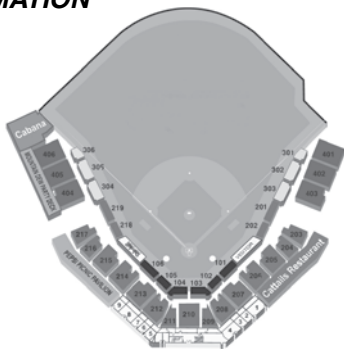
From North Raleigh/RDU and points west: I-540 East to US 64/ US 264 Bypass East (Exit 26B). merge onto US 264 East (Exit 436). Take Hwy. 39 exit (Exit 21) and turn right; the stadium is on the right.

From Raleigh: I-440 Beltline to US 64/US 264 Bypass East (exit 14). Merge onto US 264 East (Exit 436) to Hwy. 39 exit (Exit 21) and turn right.

From Rocky Mount/Emporia, Va. and points north: I-95 to US 64 West to Stadium Exit at Hwy. 39. Left on Hwy. 39; 3 1/2 miles to stadium.

From Smithfield and points south: US 301 to Hwy. 39 (just north of Selma). Left on Hwy. 39; the stadium is on the left.

From Wilson and points east: US 264 West to Stadium Exit at Hwy. 39 (Exit 21). Left on Hwy. 39; the stadium is on the right.



MEDIA INFORMATION

Flagship Radio: WDWG-FM 98.5 – The Big Dawg

Station Phone: 252-985-3294

Radio Announcer: Darren Headrick

No. of Games Broadcast: All

Webcast Info: www.carolinamudcats.com

Newspaper: *Independent Weekly*

Beat Writer: Mike Potter

Phone: (919) 630-0115

Fax: (919) 425-4998

Official Scorer: John Hobgood

PA Announcer: Ricky Ray

TEAM INFORMATION

Years in Carolina League: 0 (first CL season) **Division:** Southern

2011 Record (Kinston Indians):

First Half: 38-31 (2nd in South)

Second Half: 38-31 (1st in South, Lost in Mills Cup Championship Series to Frederick, 3-1)

Overall: 76-62

FORMER STANDOUTS (Southern League)

ACTIVE	SL Yr(s)	2011 Major League Club/Highlights
Tim Wakefield	1991, 93 Bos	154.2 IP/ 7-8/ 93 K
Bronson Arroyo	1998 Cin	199 IP/9-12/ 108 K
Juan Pierre	2000 ChiW	.279 /17 2B/ 50 RBI
Miguel Cabrera	2003 Det	*161 G/ *48 2B/*344
Matt Holliday	2002 StL	.296/ 22 HR/ 75 RBI/ 36 2B

FORMER MAJOR LEAGUERS

Tony Womack	1993, 1995 Pit, Ari, Col, ChC, StL, NYY, Cin (1993-2006)
Kris Benson	1997 Pit, NYM, Bal, Tex, Ari (1999-2010)
Esteban Loaiza	1993-94 Pit, Tex, Tor, ChW, NYY, Was, Oak, LAD (1995-2008)
Jon Lieber	1993-94 Pit, ChC, NYY, Phi (1994-2008)

* Led League



CAROLINA MUDCATS

CLUB RECORDS

Batting: .361 – Dave Sappelt, 2010

Hits: 154 – Emil Brown, 1998

Doubles: 42 – Gaby Sanchez, 2008

Triples: 13 – Chase Sanford, 1996

Home Runs: 24 – Josh Willingham, 2004

Runs Batted In: 102 – George Canale, 1995

Stolen Bases: 48 – Elvis Pena, 2000

Wins: 15 – Elmer Dessens, 1995

Losses: 15 – Tim Wakefield, 1991; Mike Zimmerman, 1992

Strikeouts: 172 – Shawn Chacon, 2000

Walks: 85 – Jeffrey Kelly, 1997

Innings Pitched: 183 – Tim Wakefield, 1991

Earned Run Average: 1.58 – Ryan Tucker, 2008

Saves: 28 – Chris Mobley, 2008

Note: This is the Carolina Mudcats' first season in the Carolina League. Club records are for the team's tenure in the Southern League.

See page 52 for Kinston Indians records and 2011 leaders.

AFFILIATE INFORMATION

Major League Affiliation: Cleveland Indians

First Year of Affiliation: 2012

Address: 2401 Ontario Street; Cleveland, OH 44115

Phone: (216) 420-4200

Fax: (216) 420-4396

Web site: www.clevelandindians.com

Owner: Lawrence Dolan

CEO: Paul J. Dolan

President: Mark Shapiro

Exec. V.P. & General Manager: Chris Antonetti

Vice President, Scouting Operations: John Mirabelli

Vice President of Player Development: Ross Atkins

Director of Player Personnel: Steve Lubratick

Director of Baseball Administration: Wendy Hoppel

Farm System:

Class AAA: Columbus Clippers, International League

Class AA: Akron Aeros, Eastern League

Class A Advanced: Carolina Mudcats, Carolina League

Class A: Lake County Captains, South Atlantic League

Short A: Mahoning Valley Scrappers, New York-Penn League

Rookie: AZL Indians, Arizona League;

DSL Indians, Dominican Summer League



TOP 10 PROSPECTS AS SELECTED BY BASEBALL AMERICA

Player	Position	2011 Club(s)
1. Francisco Lindor	ss	Mahoning Valley
2. Dillon Howard	rhp	dnp
3. Nick Hagadone	lhp	Akron, Columbus, Cleveland
4. Chen Lee	rhp	Akron, Columbus
5. Luigi Rodriguez	of	Lake County
6. Zach McAllister	rhp	Columbus, Cleveland
7. Tony Wolters	ss	Mahoning Valley
8. Austin Adams	rhp	Akron
9. Scott Barnes	lhp	Akron, Columbus
10. Zach Putnam	rhp	Columbus, Cleveland



FREDERICK KEYS

CONTACT INFORMATION

Stadium Address: 21 Stadium Drive; Frederick, MD 21703
Telephone: (301) 662-0013 • Fax: (301) 662-0018
Email: info@frederickkeys.com • Website: www.frederickkeys.com
Media Contact: Adam Pohl • Press Box Phone: (301) 662-0013
Visiting Club Hotel: Comfort Inn Frederick; 7300 Executive Way;
Frederick, MD 21704
Visiting Club Hotel Phone: (301) 668-7272

OWNERSHIP & FRONT OFFICE

Operated by: Maryland Baseball Holding, LLC
President: Ken Young
General Manager: Dave Ziedelis
Assistant General Manager: Branden McGee
Assitant General Manager: Adam Pohl
Director of Ticket Sales: Jeff Wiggins
Public Relations Assistant: Derek LeComte
Account Managers: Matt Miller, Maggie Dignan, Alyssa Moore
Creative Production Manager: Matt Houston
Marketing & Sponsorship Assistant: Bridget McCabe
Box Office Manager: Felicia Adamus
Head Groundskeeper: Brannon Burks
Stadium Operations Manager: Travis Watts
Promotions Manager: Brandon Apter
Finance Director: Tami Hetrick
Office Manager: Barb Freund
Ovations Food Services, General Manager: Anita Clarke
Group Sales Assistant: Joe Welch
Box Office Assistant: Catharine Larkin
Groundskeeping Assistant: Brian Eiche

FIELD STAFF

Manager: Orlando Gomez
Pitching Coach: Blaine Beatty
Coach: Jose Hernandez
Athletic Trainer: Patrick Wesley
Clubhouse Manager: Aaron Boone



FREDERICK KEYS

REPRESENTING OWNERSHIP



Ken Young
President

Ken Young became the President of the Frederick Keys when his ownership group purchased the club along with the Bowie Baysox in the fall of 2006.

Ken has been in the recreational food business for more than 30 years since graduating from Penn State University in 1972. Young has worked with numerous Major League stadiums, arenas, and national and international events including the Super Bowl, The World Series, and the Olympics.

In 1993, Young became President of the Norfolk Tides, the year the team moved into Harbor Park. Young put together an investor group a year earlier to purchase the club from the New York Mets. Since taking over day-to-day control of the Tides, the club has experienced unprecedented success, averaging in excess of 500,000 fans a year.

In 2003, Young led an investment group that purchased the Calgary Cannons. That club moved into a new stadium in 2003 in Albuquerque, New Mexico, where it has averaged 600,000 fans a year.

Young also is on the Board of Trustees of Minor League Baseball, and heads up licensing operations for college football's Outback Bowl in Tampa, FL.

GENERAL MANAGER



Dave Ziedelis
General Manager

Named the Calvin Falwell Executive of the Year in 2011, Dave Ziedelis was recognized as the top GM in the Carolina League last season. Instrumental in orchestrating a new ten-year lease with the city of Frederick, Ziedelis helped ensure the Keys will stay in Frederick through 2021.

Ziedelis is in his 24th year in professional sports and has been the GM in Frederick since 2004. Dave has overseen more than \$5 million in stadium renovations since his arrival in Frederick. Before coming to the Keys, Dave was with the Quad City River Bandits, the St. Louis Cardinals' Single-A affiliate for five years while most recently serving as the team's Vice-President/General Manager. While in that role, Ziedelis was instrumental in the design, construction and implementation of a \$14 million state-of-the-art stadium renovation.

Dave started his career in 1989 with the San Diego Padres, and after several years with the Padres, he moved on to America's Cup '95 Professional Yacht Racing. Dave is a 1988 graduate of Temple University in Philadelphia, and a native to the Boston area. Dave currently resides in Frederick with his wife Kim and daughter Katelin.

THE MANAGER



Orlando Gomez
Manager (3rd yr)

In 2011, Orlando Gomez guided the Frederick Keys to their best season in franchise history, an 80-59 regular season finish capped by the team's fourth Carolina League championship, and received the organization's Cal Ripken Sr. Player Development Award.

In 2011, Gomez became the Keys' all-time wins leader with 152, surpassing Bien Figueroa. He is currently second all-time in win percentage for the Keys, just behind former big league manager Pete Mackanin.

A product of Juan Diaz, Puerto Rico, Gomez played 13 minor league seasons in the New York Yankees and Oakland Athletics systems. His first managerial job came in 1977 as skipper of Medicine Hat in the Pioneer League. Gomez also worked for the Texas Rangers, Seattle Mariners and Tampa Bay Rays, serving as a scout and later a bullpen coach for each big league team. In 17 managerial seasons, he has accumulated 935 wins.



FREDERICK KEYS

STADIUM & TICKET INFORMATION

Name: Harry Grove

Stadium

Year Built: 1990

Capacity: 5,400

Dimensions:

LF-325 CF-400

RF-325

Ticket Office Phone:

(301) 815-9939

Ticket Office Hours:

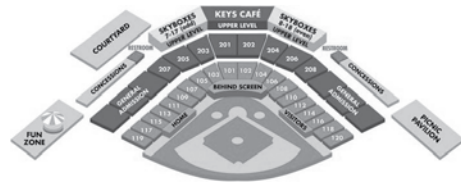
Open 9 a.m. game days, 10 a.m. Saturdays. M-F 9-5.

Individual Game Prices: \$11, \$9, \$8, \$5 GA for Youth, Seniors and Military

Directions: I-270 North, Exit 32 - Route 70 East. Exit 54 from Route 70

East, Right at 2nd light onto Market Street. Left onto Stadium Drive.

I-70 West to Frederick, MD, Exit 54. Turn left at the first traffic light and then right onto Stadium Drive. The parking lot and stadium will be on the right.



MEDIA INFORMATION

Flagship Radio Station: WTHU 1450 AM

Radio Announcer: Adam Pohl/Tim Murray

No. of games broadcast: 140 games

Webcast Info: www.frederickkeys.com

Newspaper: *Frederick News-Post*

Beat Writer: Greg Swatek

Phone: (301) 662-1177

Official Scorers: Bob Roberson, Dennis Hetrick, Dave Musil

PA Announcer: Andy Redmond

TEAM INFORMATION

Years In Carolina League: 23 **Division:** Northern

2011 Record:

First Half: 41-28 (1st in North) **Second Half:** 39-31 (1st in North)

Overall: 80-59

Northern Division Playoffs: Defeated Potomac 3-2

Mills Cup Championship: Defeated Kinston 3-1

FORMER STANDOUTS

ACTIVE **CL Yr(s)** **2011 Major League Club/Highlights**

Brian Roberts	2000	Bal .221
Arthur Rhodes	1989-90	StL World Series 1 IP
Nick Markakis	2005	Bal .284/ 15 HR/ 73 RBI/ 72 Runs
Jerry Hairston, Jr.	1997-98	Was/Mil .270/43 R/ 31 rbi
Jayson Werth	1999-00	Phi 150 G/ .232/ 19SB/ 20 HR/ 26 2b
Matt Wieters	2008	Bal .262/ 139G/ 22 HR / 68 RBI
David Hernandez	2007	Arz 5-3, 11 Svs
Jake Arietta	2008	Bal 119.1 IP/ 10-8/ 93 Ks
Zach Britton	2009	Bal 154.1 IP/ 11-11/ 97 Ks/ MLB Debut
Nolan Reimold	2005-6	Bal .247/ 13 HR
Jim Johnson	2005	Bal 91 IP/ 6-5/ 9 Svs

FORMER MAJOR LEAGUERS

Armando Benitez	1993	Bal, NYM, NYY, Sea, Fla, SFG, Tor (1994-2008)
David Segui	1989	Bal, NYM, Mtl, Sea, Tor, Cle, Tex(1990-04)
Ben McDonald	1989	Bal, Mil (1989-97)
Joe Borowski	1992-93	Bal, Atl, NYY, ChiC, Fla, Cle (1995-2008)

* Led League



FREDERICK KEYS

CLUB RECORDS

Batting: .348 – Harry Berrios, 1994

Hits: 156 – Curtis Goodwin, 1993

Doubles: 35 – Doug Gredvig, 2001; Brandon Waring, 2009

Triples: 10 – Curtis Goodwin, 1993; Tony Beasley, 1991

Home Runs: 29 – Stanton Cameron, 1992

Total Bases: 246 – Brandon Waring, 2009

Runs Batted In: 104 – Johnny Isom, 1996

Stolen Bases: 81 – Tim Raines, Jr., 2000

Wins: 14 – Rick Forney, 1993; Zachery Kerr, 1990

Losses: 14 – Chuck Ricci, 1991

Strikeouts: 175 – Rick Forney, 1993

Walks: 86 – Adam Loewen, 2005

Innings Pitched: 182.1 – Terry Farrar, 1992

Earned Run Average: 2.70 – Zachary Britton, 2009

Saves: 32 – Sean Gleason, 2011

2011 LEADERS

Batting: .255 – Miguel Abreu

Hits: 97 – Dale Mollenhauer

Doubles: 26 – Steven Bumbry

Triples: 3 – Miguel Abreu, Steven Bumbry, Manny Machado

Home Runs: 13 – Tyler Townsend

Total Bases: 156 – Steven Bumbry

Runs Batted In: 50 – Tyler Townsend

Stolen Bases: 31 – Miguel Abreu

Wins: 11 – Robert Bundy, Nathan Moreau

Losses: 12 – Nathan Moreau

Strikeouts: 106 – Nathan Moreau

Walks: 60 – Nathan Moreau

Innings Pitched: 141.0 – Nathan Moreau

Earned Run Average: 2.75 – Robert Bundy

Saves: 32 – Sean Gleason

AFFILIATE INFORMATION

Major League Affiliate: Baltimore Orioles

First Year Of Affiliation: 1989

Address: 333 West Camden Street

Baltimore, MD 21201

Phone: (410) 685-9800

Fax: (410) 547-6272

Web site: www.baltimoreorioles.com



Owner: Peter Angelos

Executive VP, Baseball Operations: Dan Duquette

Director, Player Personnel: John Stockstill

Director, Pitching Development: Rick Peterson

Director, Scouting: Gary Rajsch

Farm System

Class AAA: Norfolk Tides, International League

Class AA: Bowie Baysox, Eastern League

Class A Advanced: Frederick Keys, Carolina League

Class A: Delmarva Shorebirds, South Atlantic League

Short A: Aberdeen IronBirds, New York-Penn League

Rookie: GCL Orioles, Gulf Coast League;

Dominican Summer League Orioles

TOP 10 PROSPECTS AS SELECTED BY BASEBALL AMERICA

Player	Position	2011 Club(s)
1. Dylan Bundy	rhp	dnp
2. Manny Machado	ss	Delmarva, Frederick
3. Jonathan Schoop	inf	Delmarva, Frederick
4. Parker Bridwell	rhp	Aberdeen, Delmarva
5. L.J. Hoes	of/2b	Frederick, Bowie
6. Nicky Delmonico	3b/1b	dnp
7. Ryan Flaherty	inf/of	Tennessee Smokies, Iowa Cubs
8. Jason Esposito	3b	dnp
9. Xavier Avery	of	Bowie
10. Dan Klein	rhp	Frederick, Bowie



LYNCHBURG HILLCATS

CONTACT INFORMATION

Stadium Address: 3180 Fort Avenue; Lynchburg, VA 24501

Mailing Address: P.O. Box 10213; Lynchburg, VA 24506-0213

Telephone: (434) 528-1144

Fax: (434) 846-0768

Email: info@lynchburg-hillcats.com

Website: www.lynchburg-hillcats.com

Media Contact: Erik Wilson

Press Box Phone: (434) 528-1144

Visiting Club Hotel: Best Western; 2815 Candler's Mountain Road;
Lynchburg, VA 24501

Visiting Club Hotel Phone: (434) 237-2986

OWNERSHIP & FRONT OFFICE

Operated by: Lynchburg Baseball Corp.

President: C. Rex Angel

General Manager: Paul Sunwall

Assistant General Manager: Ronnie Roberts

Head Groundskeeper/Sales: Darren Johnson

Director of Broadcasting & Media Relations: Erik Wilson

Director of Concessions: Zach Willis

Director of Group Sales: Brad Goodale

Director of Ticketing Operations: John Hutt

Director of Promotions: Ashley Stephenson

Office Manager: Diane Tucker

FIELD STAFF

Manager: Luis Salazar

Pitching Coach: Derek Botelho

Hitting Coach: Bobby Moore

Trainer: Ty Cobbs

Clubhouse Manager: Mike Jech



LYNCHBURG HILLCATS

REPRESENTING OWNERSHIP



Rex Angel
President

An avid baseball fan, Rex Angel has held administration positions with the Lynchburg Babe Ruth League, Central Virginia Connie Mack League, and has served as the accountant for Lynchburg Baseball Corp. since its inception in 1965. In 1978, he became a stockholder and was later named Vice President, Director, and member of the Executive Committee. In November 2009, he was named President of Lynchburg Baseball Corp. Rex served in the U.S. Army from 1950-1952 during the Korean Conflict. He graduated from Lynchburg College in 1956 with a degree in Business Administration and began a public accounting career by joining a local accounting firm. He is a Certified Public Accountant, and as a partner in the national accounting firm of Coopers & Lybrand (now PriceWaterhouse Coopers) he served as an audit partner until his retirement in 1990. He is a member of the Chestnut Hill Baptist Church where he serves as Trustee, Deacon, and Treasurer. Rex and his wife Rita have three daughters, five grandchildren and two step-grandchildren.

GENERAL MANAGER




Paul Sunwall
General Manager

Paul Sunwall enters his 33rd year in baseball and his 25th season as Hillcats GM, making him the most tenured front office member in the CL. Paul was honored as the CL Executive of the Year in 1995 and 2009.

Originally from Iowa, Paul is a graduate of Southwest Minnesota State University (1975) with a degree in business administration. Paul enjoys playing golf and is an avid tennis player, participating in local USTA league competition. He served in the US Air Force from 1968-72 and is past-president of the Lynchburg Kiwanis Club.

Paul and his wife Barbara have two sons, Anders and Adam.

THE MANAGER



Luis Salazar
Manager (2nd yr)

Luis Salazar, 55, enters his second season in the Braves organization after serving as the Los Angeles Dodgers Class AA hitting coach for three seasons (2007-09). After recovering from a severe eye injury suffered when he was struck by a foul ball in spring training, Salazar piloted the Hillcats to a 60-78 record and third-place finish in the Northern Division in both halves of the 2011 season. In 2006, he managed the Class A Advanced Vero Beach Dodgers and was hitting coach for Venezuela in the World Baseball Classic. Salazar also managed the Gulf Coast League Dodgers for four seasons (2002-05), winning an East Division title in 2002.

Prior to his time in the Dodgers organization, Salazar spent seven years in the Milwaukee Brewers system, serving as a minor league manager and coach and as the Major League first base coach. He began his coaching career with Chandler in the Rookie-level Arizona League in 1995, then spent two seasons as manager of Class Low A Beloit before becoming the Brewers Class AAA hitting coach over the next three years.

Salazar spent 13 seasons in the Major Leagues (1980-92), with the San Diego Padres, Chicago White Sox, Detroit Tigers and Chicago Cubs. He played every position except catcher, including two appearances as a pitcher. In 1,302 Major League games he compiled a .261 batting average with 94 home runs and 455 RBI.



LYNCHBURG HILLCATS

STADIUM & TICKET INFORMATION

Name: Lynchburg City Stadium

Year Built: 1939 / 2004

Capacity: 4,281

Dimensions: LF-325 CF-390

RF-325

Ticket Office Phone:

(434) 528-1144

Ticket Office Hours: M-F 9-5

and one hour prior to game time.

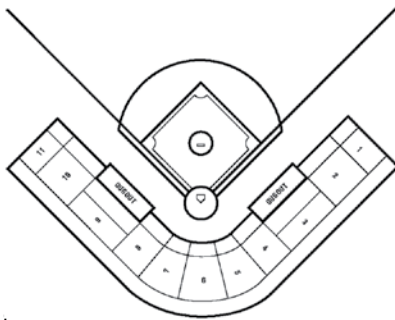
Individual Game Prices:

Reserved: \$9 adult, \$7 children

(5-14), \$7 seniors (60+), GA: \$8

adult, \$6 children (5-14), \$6 seniors

Directions: US 29 South to Exit 4. US 29 North to Exit 6. Follow signs.



MEDIA INFORMATION

Flagship Radio Station: WKDE 105.5 FM

Station Phone: (434) 369-5588

Radio Announcer: Erik Wilson

No. Games Broadcast: All

Webcast Info: www.lynchburg-hillcats.com

Newspaper: *The Lynchburg News and Advance*

Beat Writer: Chris Lang

Phone: (434) 385-5500

Fax: (434) 385-5538

Press Box Staff:

Official Scorers: Malcolm Haley, Chuck Young

PA Announcer: Chuck Young

TEAM INFORMATION

Years In Carolina League: 47

Division: Northern

Retired Numbers: Jim Bibby (26)

2011 Record:

First Half: 30-40 (3rd in North) **Second Half:** 30-38 (3rd in North)

Overall: 60-78

FORMER STANDOUTS

ACTIVE

ACTIVE	CL Yr(s)	2011 Major League Club/Highlights
Aramis Ramirez	1997	ChiC .306/ 173 H/ 26 HR/ 35 2B/ 93 RBI
Bronson Arroyo	1997	Cin 32 G/ 199 IP/ 9-12/ 108 Ks
Zach Duke	2004	Pit 21 G/ 76.2 IP/ 3-4/
Jose Bautista	2003	Tor 149 G/ .302/ *43 HR/ 103 RBI/ 155 H

FORMER MAJOR LEAGUERS

Darryl Strawberry	1981	NYM, LAD, SF, NYY (1983-99)
Dwight Gooden	1983	NYM, NYY, Cle, Hou, TB (1984-00)
Rick Aguilera	1984	NYM, Min, Bos, ChiC (1985-00)
Randy Myers	1984	NYM, Cin, SD, ChiC, Bal, Tor (1985-98)
Kevin Mitchell	1982	NYM, SD, SF, Sea, Cin, Bos, Cle, Oak(1984-98)
John Valentin	1989	Bos, NYY (1992-2002)
Lenny Dykstra	1983	NYM, Phi (1985-96)
Jeff Reardon	1977	NYM, Mon, Min, Bos, Atl, Cin, NYY (1979-84)
Wally Backman	1978	NYM, Pit, Phi, Sea (1980-93)
Trot Nixon	1994	Bos, Cle, NYM (1996-2008)
Jose Guillen	1996	Pit, Ari, TB, Cin, Oak, Ana, Was, Sea, KC, SF (1997-2010)

* Led League



LYNCHBURG HILLCATS

CLUB RECORDS

Batting: .370 – Jim Negrych, 2008

Hits: 188 – Lenny Dykstra, 1983

Doubles: 52 – Joseph Terdoslavich, 2011

Triples: 16 – Frank Grundler, 1974

Home Runs: 30 – Randy Bass, 1974

Total Bases: 264 – Lenny Dykstra, 1983

Runs Batted In: 114 – Aramis Ramirez, 1997

Stolen Bases: 105 – Lenny Dykstra, 1983

Wins: 19 – Dwight Gooden, 1983

Losses: 15 – Andy Bausher, 1999

Strikeouts: 300 – Dwight Gooden, 1983

Walks: 121 – Bobby Buford, 1975

Innings Pitched: 220 – James Koering, 1970

Earned Run Average: 1.69 – Kyle Hartshorn, 1985

Saves: 32 – Cory Bailey, 1992

2011 LEADERS

Batting: .311 – Andrelton Simmons

Hits: 161 – Andrelton Simmons

Doubles: 52 – Joseph Terdoslavich

Triples: 6 – Philip Gosselin, Andrelton Simmons, L.V. Ware

Home Runs: 20 – Joseph Terdoslavich

Total Bases: 254 – Joseph Terdoslavich

Runs Batted In: 82 – Joseph Terdoslavich

Stolen Bases: 26 – Andrelton Simmons

Wins: 9 – Dimasther Delgado, Chris Masters

Losses: 9 – Zeke Spruill

Strikeouts: 122 – Chris Masters

Walks: 65 – Chris Masters

Innings Pitched: 148.1 – Chris Masters

Earned Run Average: 3.19 – Zeke Spruill

Saves: 15 – Ryan Buchter

AFFILIATE INFORMATION

Major League Affiliate: Atlanta Braves

First Year of Affiliation: 2010

Address: 755 Hank Aaron Drive, Atlanta, GA 30312

Phone: (404) 522-7630

Fax: (404) 614-1391

Website: www.atlantabraves.com

Owner: Liberty Media

President: John Schuerholz

Executive V.P./General Manager : Frank Wren

Asst. GM and Director, Player Development : Bruce J. Manno

Director of Scouting: Tony DeMacio

Director of Minor League Operations: Ronnie Richardson

Farm System:

Class AAA: Gwinnett Braves, International League

Class AA: Mississippi Braves, Southern League

Class A Advanced: Lynchburg Hillcats, Carolina League

Class A: Rome Braves, South Atlantic League

Rookie: Danville Braves, Appalachian League

Rookie: GCL Braves, Gulf Coast League

DSL Braves, Dominican Summer League



TOP 10 PROSPECTS AS SELECTED BY BASEBALL AMERICA

Player	Position	2011 Club(s)
1. Julio Teheran	rhp	Gwinnett, Atlanta
2. Arodys Vizcaino	rhp	Lynchburg, Mississippi, Gwinnett, Atlanta
3. Randall Delgado	rhp	Mississippi, Gwinnett, Atlanta
4. Andrelton Simmons	ss	Lynchburg
5. Sean Gilmartin	lhp	GCL Braves, Rome
6. Edward Salcedo	3b/ss	Rome
7. Tyler Pastornicky	ss	Mississippi, Gwinnett
8. Zeke Spruill	rhp	Lynchburg, Mississippi
9. Christian Bethancourt	c	Rome, Lynchburg
10. Brandon Drury	3b	Danville



MYRTLE BEACH PELICANS

CONTACT INFORMATION

Stadium Address: 1251 21st Avenue North, Myrtle Beach, SC 29577

Mailing Address: Same

Telephone: (843) 918-6077

Fax: (843) 918-6001

Email: info@myrtlebeachpelicans.com

Website: www.myrtlebeachpelicans.com

Media Contact: Joel Godett

Press Box Phone: (843) 918-6052

Visiting Club Hotel: Hampton Inn Broadway at the Beach,
1140 Celebrity Circle, Myrtle Beach, SC 29577 (843) 916-0600

OWNERSHIP & FRONT OFFICE

Operated by: Myrtle Beach Pelicans, LP

Chairman & Managing Partner: Chuck Greenberg

General Manager: Scott Brown

Senior Director of Business Development: Guy Schuman

Senior Director of Finance: Anne Frost

Director of Ticket Sales: Zach Brockman

Director of Promotions: Jen Borowski

Director of Broadcasting & Media Relations: Joel Godett

Facility Operations Manager: Mike Snow

Director of Sports Turf Management: Corey Russell

Director of Food and Beverage: Brad Leininger

Merchandise Manager: Dan Bailey

Community Relations Manager: Tyler Alewine

Box Office Manager: Shannon Samanka

Ticket Account Managers: Katelyn Guild, Emily Luchansky,
Glenn Goodwin, Justin Shively

Administrative Assistant: Beth Freitas

FIELD STAFF

Manager: Jason Wood

Pitching Coach: Brad Holman

Coach: Kenny Holmberg

Trainer: Jeff Bodenhamer

Clubhouse Manager: Stan Hunter

Visiting Clubhouse Manager: Bob Leber,



MYRTLE BEACH PELICANS

REPRESENTING OWNERSHIP



Chuck Greenberg
Managing Partner

Chuck Greenberg is the head of Myrtle Beach Pelicans LP, the ownership group that purchased the Myrtle Beach Pelicans Baseball Club in 2006. Chuck also owns Greenberg Sports Group (GSG), which operates the Pelicans on behalf of Myrtle Beach Pelicans LP. GSG also operates the State College Spikes, the Short-Season Class A New York-Penn League of the Pittsburgh Pirates.

The 49-year-old Pittsburgh native also is of counsel in the Pittsburgh-based law firm Reed Smith LLP. From 1998 until June 2010, he was a Partner at Pepper Hamilton LLP, where he headed the firm's sports practice and was a member of its Executive Committee.

GENERAL MANAGER



Scott Brown
General Manager

Scott Brown was officially introduced as the Pelicans' General Manager on February 16, 2010. The Baltimore, Maryland native spent the previous five years as General Manager of the Binghamton Mets, Double-A Eastern League affiliate of the New York Mets. Scott has spent over 30 years in baseball, dating back to his time as a press box assistant for the Baltimore Orioles in the club's American League championship season of 1979. Scott's father, Robert, worked for 35 years as the Orioles' Public Relations Director. Scott spent eight of ten seasons from 1995 through 2004 as the Assistant General Manager of the Binghamton Mets, and, prior to that, served in other management capacities for the New York Mets organization including General Manager of the Mets' Florida State League team in St. Lucie (1988-90) and Assistant to the Scouting Director (1991-94). In 1997, after his first two seasons in Binghamton, he returned to St. Lucie as the Mets' Spring Training Coordinator/Class-A General Manager. In 2005, he was named both the Eastern League Executive of the Year and the New York Mets Minor League Executive of the Year. He also won Mets minor league honors following the 2007 season.

THE MANAGER



Jason Wood
Manager (2nd yr)

Jason Wood enters his second season as Manager of the Myrtle Beach Pelicans, after leading the team to a 72-67 record in its first year as an affiliate of the Texas Rangers. The 42-year-old Fresno State University alumnus previously served as the hitting coach for the Rangers High-A team in Bakersfield (CA).

An 11th-round draft pick by Oakland in 1991, Wood worked his way through the minor league ranks for seven seasons before making the A's Opening Day roster in 1998. His first taste of the majors ended after a week, and he spent most of the year in Triple-A before a late season trade to the Tigers. With Detroit, he collected his first MLB base hit on Sept 9, 1998.

After splitting time between Toledo and Detroit in 1999, Jason spent the first six seasons of the new millennium in Triple-A before resurfacing at the big league level with the Marlins in 2006. At age 37, Jason earned a roster spot with Florida out of spring training in 2007 and played the entire season in the majors. His retirement as a player shortly after the start of the 2008 season led him into the coaching ranks.



MYRTLE BEACH PELICANS

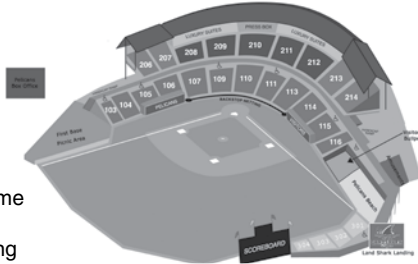
STADIUM & TICKET INFORMATION

Name: Pelicans Ballpark
Year Built: 1999
Capacity: 5,200
Dimensions: LF- 308
CF-400 RF-328
Ticket Office Phone: (843)
 918-6000 or (877) 918-TIXX
 (8499)

Ticket Office Hours: M-S game
 days 10 am – ballpark closes;
 Sun game days noon- 7th inning
 M-F non-game days 10 am – 5 pm
 Sat. non-game day 10 am – 2 pm
 Sun. non-game closed

Ticket Prices: \$11.00, \$9.00, \$8.00

Directions: Highway 17 (Bypass or Business) to 21st Avenue North
 Stadium is located at 21st Avenue North & Grissom Parkway
 across from Broadway at the Beach



MEDIA INFORMATION

Flagship Radio Station: Fox Sports 1050 AM
Station Phone: (843) 448-1041
Radio Announcer: Joel Godett
No. Games Broadcast: 140
Webcast Info: www.myrtlebeachpelicans.com
Newspaper: *The Sun News*
Beat writers: TBA
Phone: (843) 626-0371
Fax: (843) 626-0356

Official Scorer: Steve Walsh
PA Announcer: TBA

Twitter: Twitter.com/pelicanbaseball

Facebook: Facebook.com/myrtlebeachpelicans

TEAM INFORMATION

Years In Carolina League: 14

Division: Southern

2011 Record:

First Half: 40-29 (1st in South) **Second Half:** 32-38 (4th in South)

Overall: 72-67

Southern Division Playoffs: lost to Kinston, 3-1

FORMER STANDOUTS

ACTIVE	CL Yr(s)	2011 Major League Club/Highlights
Rafael Furcal	1999	LAD/StL .231/ 87 G
Jason Marquis	1999	Was/Ari 23 G/ 132 IP/ 8-6 76 K
Adam LaRoche	2001-02	Was .172/ DL 5/22-10/31
Adam Wainwright	2002	StL Injured-DNP
Jeff Francoeur	2004	KC .285/20 HR/ 87 RBI
Brian McCann	2004	Atl .270/ 19 2B/ 24 HR/ 71 RBI
Kyle Davies	2004	KC 1-9/ 61.1 IP
Tommy Hanson	2007-08	Atl 130 IP/ 10-11/ 142 Ks
Jason Heyward	2008-09	Atl .227/ 18 2B/ 14 HR/ 42 RBI/
Elvis Andrus	2007	Tex .279, 164 H/ 37 SB
Matt Harrison	2006	Tex 185.2 IP/14-9/ 126 K

* Led League



MYRTLE BEACH PELICANS

CLUB RECORDS

Batting: .326 – Marcus Giles, 1999
Hits: 162 – Marcus Giles, 1999
Doubles: 47 – Ernesto Mejia, 2008
Triples: 13 – Jason Ross, 1999
Home Runs: 32 – Cody Johnson, 2009
Total Bases: 262 – Ernesto Mejia, 2008
Runs Batted In: 93 – Ernesto Mejia, 2008
Stolen Bases: 40 – Adam Stern, 2002
Wins: 17 – Christian Parra, 2000
Losses: 12 – Jairo Cuevas, 2007; Richard Sullivan
 2009; Wilfredo Boscan 2011
Strikeouts: 167 – Adam Wainwright, 2002
Walks: 81 – Derrick Lewis, 1999
Innings Pitched: 182.2 – Chris Waters, 2002
Earned Run Average: 1.72 – Bubba Nelson,
 2002
Saves: 26 – Kevin Barry, 2002

2011 LEADERS

Batting: .282 – Jared Prince
Hits: 136 – Jared Prince
Doubles: 30 – Jared Prince
Triples: 9 – Ryan Strausborger
Home Runs: 14 – Michael Olt
Total Bases: 203 – Ryan Strausborger
Runs Batted In: 72 – Jared Prince
Stolen Bases: 31 – Ryan Strausborger
Wins: 9 – Robert Ross
Losses: 12 – Wilfredo Boscan
Strikeouts: 127 – Barret Loux
Walks: 52 – Kasey Kiker
Innings Pitched: 123.1 – Robert Ross
Earned Run Average: 2.26 – Robert Ross
Saves: 10 – Johan Yan

AFFILIATE INFORMATION

Major League Affiliate: Texas Rangers
First Year of Affiliation: 2011
Address: 1000 Ballpark Way, Arlington, TX 76011
Phone: (817) 273-5222
Fax: (817) 273-5110
Website: www.texasrangers.com
CEO & President: Nolan Ryan
General Manager: Jon Daniels
Senior Director, Player Development: Tim Purpura
Director of Professional Scouting: Josh Boyd



Farm System:

Class AAA: Round Rock Express, Pacific Coast League
Class AA: Frisco RoughRiders, Texas League
Class A Advanced: Myrtle Beach Pelicans, Carolina League
Class A: Hickory Crawdads, South Atlantic League
Rookie: Spokane Indians, Northern League
Rookie: AZL Rangers, Arizona League;
 DSL Rangers, Dominican Summer League

TOP 10 PROSPECTS AS SELECTED BY BASEBALL AMERICA

Player	Position	2011 Club(s)
1. Yu Darvish	rhp	dnp
2. Jurickson Profar	ss	Hickory
3. Martin Perez	lhp	Frisco, Round Rock
4. Mike Olt	3b	AZL Rangers, Myrtle Beach
5. Leonys Martin	of	AZL Rangers, Frisco, Round Rock, Texas
6. Neil Ramirez	rhp	Myrtle Beach, Frisco, Round Rock
7. Cody Buckel	rhp	Hickory
8. Jorge Alfaro	c	Spokane
9. Christian Villanueva	3b	Hickory
10. Rounold Odor	2b	Spokane



**POTOMAC
NATIONALS**

CONTACT INFORMATION

Stadium Address: 7 County Complex Court; Woodbridge, VA 22192

Mailing Address: P.O. Box 2148; Woodbridge, VA 22195

Telephone: (703) 590-2311

Fax: (703) 590-5716

Email: info@potomacnationals.com

Website: www.potomacnationals.com

Media Contact: Will Flemming

Press Box Phone: (703) 586-6622

Visiting Club Hotel: County Inn & Suites

2621 Prince William Parkway, Woodbridge, VA 22192

Visiting Club Hotel Phone: (703) 492-6868

OWNERSHIP & FRONT OFFICE

Operated by: Potomac Baseball, LLC

Principal Owner: Art Silber

President: Lani Silber Weiss

General Manager: Josh Olerud

Asst. General Manager Director of Corporate Sales: Zach Prehn

Director of Media Relations/Broadcaster: Will Flemming

Director of Group Sales: Andrew Stinson

Assistant General Manager/Director of Stadium Operations: Carter Buschman

Director of Ticket Operations: Michelle Metzgar

Group Sales Account Executive: Bryan Holland

Director of Food Services: Jim Johnson

Senior Sales Executive: Seth Distler

Head Groundskeeper: Brian Stokes

FIELD STAFF

Manager: Brian Rupp

Pitching Coach: Chris Michalak

Hitting Coach: Marlon Anderson

Trainer: Alan Wood

Strength & Conditioning Coach: Brett Henry.

Clubhouse Manager: Jeremy Delewski



**POTOMAC
NATIONALS**

REPRESENTING OWNERSHIP



Art Silber
Principal Owner

Art Silber grew up in Brooklyn, where he was born in 1940. His link to baseball began in the 50s, when he lived a block away from the old Ebbetts Field, home of the Dodgers.

His boyhood idol was Jackie Robinson, and Art used to walk Robinson through the player's entrance. A graduate of Franklin and Marshall College in 1962, Art spent 33 years in the financial business. He retired at 55 as President/CEO of Sterling Bank in Baltimore. He currently lives in Palm Beach Gardens, FL.

PRESIDENT



Lani Silber Weiss
President

Lani Silber Weiss is entering her 15th season with the Potomac Nationals. A native of Lancaster, Pennsylvania, Weiss graduated from Broadneck Senior High School in Annapolis, Maryland before going on to earn her bachelor's degree from Boston University and her master's degree from the University of Illinois. Weiss and her husband, Matt, have a six-year-old son, Jamie

GENERAL MANAGER



Josh Olerud
General Manager

Originally from Bloomington Minn., Josh Olerud joined the Potomac Nationals from the Rockford RiverHawks of the Independent Northern League, where he was the General Manager and Vice President of Sales from 2004-2010.

Josh graduated from Minnesota State University at Mankato with a degree in Sports Management and an emphasis in Marketing.

After graduation, Josh followed his interest in sports by becoming Marketing Director for the Center for Athletic Performance. Soon, he joined the RiverHawks, who were at the time in the Frontier League. His highlights with the RiverHawks included a Frontier League Championship in 2004, opening a new stadium in 2006, hosting the All-Star game in 2009, and leading the team in their transition from the Frontier League to the Northern League in 2010.

THE MANAGER



Brian Rupp
Manager (1st yr)

Brian Rupp, who skippered the Wilmington Blue Rocks for the previous three seasons, is no stranger to the Carolina League, and will join the Nationals for his twelfth season as a minor league manager. His career managerial record is 579-560 (.508), and his resume includes five playoff appearances and a Midwest League championship with the Burlington Bees in 2008.

Drafted by the St. Louis Cardinals in the 43rd round of the 1992 Draft, Rupp spent seven seasons in the Cardinals' minor league system and made it as high as AAA. He was a .295 career hitter over eight seasons, and a rising star in the Cardinals system immediately after he was drafted. The MVP and batting champion of the Arizona league in his rookie season, he beat out Derek Jeter for the South Atlantic League batting crown in 1993, his second year, with a .320 average.



POTOMAC NATIONALS

STADIUM & TICKET INFORMATION

Name: G. Richard Pfitzner Stadium

Year Built: 1984

Capacity: 6,000

Dimensions: LF-315

CF-400 RF-315

Ticket Office Phone:

(703) 590-2311, extension 215

Ticket Office Hours: M-F 9-5.

Sat game days opens at 12:00.

Sun game days opens at 10:00.

Individual Game Prices: \$14,

\$12, \$10, \$8. Youth and Senior \$7.

Directions: From I-95 exit 158-B (Prince William Parkway). Continue 5 miles, right onto County Complex Court. From I-66, exit 53 (Rte 28 South). Left on Liberia Avenue, left onto Prince William Parkway East, left onto County Complex Court.



MEDIA INFORMATION

Flagship Radio Station: None

Radio Announcer: Will Flemming

Webcast Info: www.potomacnationals.com

Newspaper: News & Messenger

Beat Writer: Robert Daski

Phone: (703) 878-8053

Fax: (703) 368-1284

E-mail: rdaski@potomacnews.com

Official Scorer: David Vincent/Ben Trittipoe

Facebook: Potomac Nationals

Twitter: @PNatsradio

TEAM INFORMATION

Years In Carolina League: 35

Division: Northern

2011 Record:

First Half: 29-40 (4th in North) **Second Half:** 39-31 (2nd in North)

Overall: 68-71

Northern Division playoffs: lost to Frederick, 3-2

FORMER STANDOUTS

ACTIVE	CL Yr(s)	2011 Major League Club/Highlights
Jorge Posada	1993	NY Yankees .235/14 HR/44 RBI
Magglio Ordonez	1995	Detroit .255
Adam Kennedy	1997-98	Seattle .234/ 23 2B/
Albert Pujols	2000	St. Louis .299/ 29 2B/ 37 HR/ 99 RBI/105 R
Mike Cameron	1994	Boston/Florida .203
Joey Votto	2004	Cincinnati .309/ 185 H/ *40 2B/ 29 HR/ 103 RBI

FORMER MAJOR LEAGUERS

Jose Jimenez	1997	St. Louis, Colorado, Cleveland (1986-2004)
Bernie Williams	1988	NY Yankees (1991-06)
J.T. Snow	1990	California, San Francisco, Boston (1992-2006)
Barry Bonds	1985	Pittsburgh, San Francisco (1987-07)
Bobby Bonilla	1983-85	Chicago White Sox, Pittsburgh, Baltimore, New York, Florida, Atlanta, St. Louis (1986-2001)
Andy Pettitte	1993	NY Yankees, Houston (1995-2010)

* Led League



POTOMAC NATIONALS

CLUB RECORDS

Batting: .335 – Bernie Williams, 1988

Hits: 173 – Frank Diaz, 2005

Doubles: 45 – Frank Diaz, 2005

Triples: 17 – Mike Cameron, 1994

Home Runs: 31 – Tyler Moore, 2010

Total Bases: 277 – Tyler Moore, 2010

Runs Batted In: 113 – Troy Farnsworth, 2000

Stolen Bases: 109 – Esix Snead, 2000

Wins: 16 – Frank Seminara, 1990

Losses: 15 – Brian Woods, 1995

Strikeouts: 181 – Rick Ankiel, 1998

Walks: 112 – Bryan Clark, 1979

Innings Pitched: 189 – Jason Pierson, 1994

Earned Run Average: 1.82 – Orlando Lind, 1985

Saves: 36 – Armando Almanza, 1997

2011 LEADERS

Batting: .283 – Eury Perez

Hits: 138 – Jeff Kobernus

Doubles: 29 – Destin Hood

Triples: 5 – Destin Hood, Jose Lozada

Home Runs: 13 – Destin Hood

Total Bases: 206 – Destin Hood

Runs Batted In: 83 – Destin Hood

Stolen Bases: 53 – Jeff Kobernus

Wins: 10 – Paul Demny

Losses: 10 – Paul Demny

Strikeouts: 108 – Paul Demny, Daniel Rosenbaum

Walks: 56 – Adam Olbrychowski

Innings Pitched: 143.2 – Paul Demny

Earned Run Average: 2.59 – Daniel Rosenbaum

Saves: 18 – Hector Nelo

AFFILIATE INFORMATION

Major League Affiliate: Washington Nationals

First Year Of Affiliation: 2005

Address:

Nationals Park

1500 South Capitol Street, SE

Washington, DC 20003-1507

Phone: (202) 615-5100

Fax: (202) 633-9210

Website: www.washingtonnationals.com

Managing Principal Owner: Theodore M. Lerner

Executive V.P. Baseball Operations/General Manager: Mike Rizzo

Assistant G.M. & V.P. Player Development: Bob Boone

Director of Player Development: Doug Harris

Director, Baseball Operations: Adam Cromie

Farm System

Class AAA: Syracuse Chiefs, International League

Class AA: Harrisburg Senators, Eastern League

Class A Advanced: Potomac Nationals, Carolina League

Class A: Hagerstown Suns, South Atlantic League

Short Season A: Auburn Doubledays, NY-Penn League

Rookie: Gulf Coast Nationals, Gulf Coast League;

DSL Nationals, Dominican Summer League



TOP 10 PROSPECTS AS SELECTED BY BASEBALL AMERICA

Player	Position	2011 Club(s)
1. Bryce Harper	of	Hagerstown, Harrisburg
2. Anthony Rendon	3b	dnp
3. Brad Peacock	rhp	Harrisburg, Syracuse, Washington
4. A.J. Cole	rhp	Hagerstown
5. Brian Goodwin	of	dnp
6. Alex Meyer	rhp	dnp
7. Matt Purke	lhp	dnp
8. Sammy Solis	lhp	Hagerstown, Potomac
9. Derek Norris	c	Harrisburg
10. Steve Lombardozzi	2/ss	Harrisburg, Syracuse, Washington



SALEM RED SOX

CONTACT INFORMATION

Stadium Address: 1004 Texas Street; Salem, VA 24153
Mailing Address: P.O. Box 842; Salem, VA 24153
Telephone: (540) 389-3333
Fax: (540) 389-9710
Email: info@salemsox.com
Website: www.salemsox.com
Media Contact: Dave Cawley
Press Box Phone: (540) 389-3333 ext. 124
Visiting Club Hotel: Comfort Inn Airport; 5070 Valley View Rd; Roanoke, VA 24012
Visiting Club Hotel Phone: (540) 527-2020

OWNERSHIP & FRONT OFFICE

Operated By: Carolina Baseball, LLC / Fenway Sports Group (FSG)
President: Sam Kennedy
Vice President/General Manager: Todd Stephenson
Senior Assistant General Manager/Director of Sales: Allen Lawrence
Director of Food and Beverage: Tim Anderson
Assistant General Manager & Facilities Director: Tracy Schneweis
Head Groundskeeper: Josh Marden
Promotions Manager: Peter Morrison
Broadcasting/Media Relations: Evan Lepler
Director of Media Relations and Publications: Dave Cawley
Ticket Manager: Steven Elovich
Merchandise Manager: Jon Aimlay
Account Executives: AnneMarie Zoller, Courtney Schmersal, Matt Bird, Tracie Prickett, Patrick Pelletier

FIELD STAFF

Manager: Billy McMillon
Pitching Coach: Kevin Walker
Hitting Coach: Rich Gedmon
Trainer: David Herrera
Clubhouse Manager: Tom Wagner
Visiting Clubhouse Manager: Cameron Flickinger



SALEM RED SOX

REPRESENTING OWNERSHIP



Sam Kennedy
President

Along with his duties as President of the Salem Red Sox, Sam Kennedy serves in the dual capacity of Chief Operating Officer of the Boston Red Sox and President of Fenway Sports Group (FSG). Kennedy oversees corporate sponsorship, ticketing, broadcasting, marketing, Fenway Enterprises and client services. Fenway Sports Group (FSG) is a wholly-owned subsidiary of New England Sports Ventures, the parent company of both the Red Sox and the New England Sports Network (NESN).

Kennedy joined the Red Sox in 2002 after five seasons with the San Diego Padres, where he tripled sponsorship revenues and played a key role in the sales and marketing strategy for the Padres' new downtown ballpark, Petco Park. A graduate of Trinity College, he was raised in Brookline, Mass. and now resides in Wellesley, Mass. with his wife, Amanda, and their two children.

GENERAL MANAGER



Todd Stephenson
VP/General Manager

Salem Red Sox Vice President/General Manager Todd Stephenson began his career in baseball in 1999 as the Assistant General Manager of the Sarasota Red Sox, which at the time was the Advanced-A Affiliate of the Boston Red Sox. He was quickly promoted to General Manager prior to the 1999 season, a position that he held for six full Minor League seasons through 2004.

In 2003, Stephenson assumed control of Florida Operations for the Boston Red Sox, overseeing all aspects of the club's Spring Training activities. Under his direction over seven seasons, the Red Sox achieved record totals in attendance, revenues, and profitability, including a record 88 straight Grapefruit League sellouts dating back to March 14th, 2003. He also was instrumental in working with Lee County officials in the planning of the club's new Spring Training Complex, which opened in March 2012. In addition to his role with the Salem Red Sox, Stephenson continues to serve as Special Advisor of Florida Operations for the Boston Red Sox.

A native of Garner, North Carolina, Stephenson received his Bachelor of Arts and Masters of Arts degrees from North Carolina State University. He lives in Salem with his wife Dawn and their two children.

THE MANAGER



Billy McMillon
Manager (1st yr)

Billy McMillon becomes the fourth manager of the Salem Red Sox after spending the previous four seasons working with Low-A Greenville. McMillon managed the Drive to four above-.500 halves as skipper in 2010-11, compiling an overall record of 155-124. He served as Greenville's hitting coach in 2008-09, helping to mentor the likes of Ryan Kalish, Josh Reddick, Anthony Rizzo, and Ryan Lavarney, all of whom have gone on to experience major league success. The 2012 season will be McMillon's fifth in the Boston Red Sox organization.

As a player, McMillon, an outfielder, spent parts of six seasons in the big leagues, making his debut on July 26, 1996 for the Florida Marlins. Almost a year later, on July 21, 1997, he was traded to the Philadelphia Phillies for Darren Daulton. Though he was first assigned to Triple-A Scranton/Wilkes Barre, McMillon made his Phillies debut for manager Terry Francona on August 18, 1997, belting his first major league homer, a grand slam, in his first contest in a Phillies uniform. McMillon crushed 16 round-trippers in the big leagues, in addition to the 127 home runs he hit in the minors, with 90 of those coming at the Triple-A level. McMillon played three seasons at Clemson University (1991-93), finishing his career with the best lifetime batting average (.382) in school history. The Marlins made him their eighth round selection in the 1993 draft.



SALEM RED SOX

STADIUM & TICKET INFORMATION

Name: LewisGale Field at Salem Memorial Ballpark

Year Built: 1995

Capacity: 5,502

Dimensions: LF-325

CF-401 RF-325

Ticket Office Phone:

(540) 389-3333

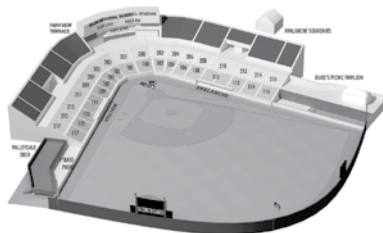
Ticket Office Hours: M-F 9-5

Individual Game Prices: \$11,

\$10, \$9, \$8.50

Directions: Jim Taliaferro

Sports & Entertainment Com-
plex, two miles off I-81 near downtown Salem



MEDIA INFORMATION

Flagship Radio Station: WFIR 960 AM

Radio Announcer: Evan Lepler

No. Games Broadcast: All

Newspaper: *The Roanoke Times*

Salem Times-Register

Beat Writer: Aaron McFarling

Brian Hoffman

Phone: (540) 981-3221

(540) 389-9355

Fax: (540) 981-3392

(540) 389-2930

Official Scorer: Billy Wells

PA Announcer: Travis Jenkins

TEAM INFORMATION

Years In Carolina League: 44

Division: Southern

Retired Numbers: Alfredo Edmead (7), Doug Million (32)

2011 Record:

First Half: 31-38 (4th in South) **Second Half:** 33-37 (3rd in South)

Overall: 64-75

FORMER STANDOUTS

ACTIVE

Player	CL Yr(s)	2011 Major League Club/Highlights
Tim Wakefield	1990	Bos 154.2 IP/ 7-8/ 93 K
Jamey Wright	1995	Sea 2-3/ 68.1 IP/ 48 K
Juan Uribe	2000	LAD .204/ Disabled List
Chone Figgins	2000	Sea .188/ Disabled List
Hunter Pence	2005	Hou-Phi .314/ 38 2B/ 22 HR/ 97 RBI
Brad Hawpe	2002	SD .231/ Disabled List
Matt Holliday	2000-01	StL .296/ 22 HR/ 75 RBI/ 36 2B
Anthony Rizzo	2009-10	SD MLB Debut

FORMER MAJOR LEAGUERS

Miguel Dilone	1974	Pit, Oak, ChiC, Cle, ChiW, Mtl, SD (1974-85)
Art Howe	1971	Pit, Hou, StL (1974-85)
Dave Parker	1972	Pit, Cin, Mil, Oak, Cal, Tor (1973-91)
Tony Pena	1977	Pit, Stl, Bos, Cle, Hou (1980-97)
Kent Tekulve	1970	Pit, Phi, Cin (1974-89)
Ed Whitson	1976	Pit, SF, Cle, SD, NYY (1977-91)
Mitch Williams	1985	Tex, ChiC, Phi, Hou, Cal, KC (1986-97)
Richie Zisk	1967	Pit, Chi, Tx, Sea (1971-83)
Ben Petrick	1997	Col, Det (1999-03)
Tony Womack	1993	Pit, Ari, Col, ChiC, StL, NYY, Cin (1993-06)
Moises Alou	1989	Pit, Mtl, Fla, Hou, ChiC, SF, NYM (1990-2007)
Kenny Rogers	1986	Tex, NYY, Oak, Min, Det (1989-2007)
Jason Kendall	1994	Pit, Oak, ChiC, Mil, KC (1996-2010)



SALEM RED SOX

CLUB RECORDS

Batting: .370 – Oswaldo Olivares, 1977

Hits: 208 – Oswaldo Olivares, 1977

Doubles: 43 – Garret Atkins, 2001

Triples: 17 – David Arrington, 1968

Home Runs: 34 – Gerald Davis, 1981

Total Bases: 280 – Oswaldo Olivares, 1977

Runs Batted In: 103 – Gerald Davis, 1981

Stolen Bases: 84 – Miguel Dilone, 1975

Wins: 16 – James Marshall, 1972

Losses: 15 – Frank Brosious, 1983; James

McKee, 1970

Strikeouts: 186 – Ed Whitson, 1976; Doug

Bair, 1972

Walks: 127 – Benjamin Wiltbank, 1978

Innings Pitched: 203 – Ed Whitson, 1976

Earned Run Average: 2.11 – Josh

Kalinowski, 1999

Saves: 27 – Travis Thompson, 1999

2011 LEADERS

Batting: .281 – Kolbrin Vitek

Hits: 133 – Kolbrin Vitek

Doubles: 25 – Peter Hissey

Triples: 6 – Kolbrin Vitek

Home Runs: 19 – Bryce Brentz

Total Bases: 176 – Kolbrin Vitek

Runs Batted In: 66 – Dan Butler

Stolen Bases: 27 – Peter Hissey

Wins: 10 – Chris Hernandez

Losses: 13 – Drake Britton

Strikeouts: 94 – Pete Ruiz

Walks: 55 – Drake Britton, Pete Ruiz

Innings Pitched: 130.0 – Ryan Pressly

Earned Run Average: 3.18 – Chris

Hernandez

Saves: 8 – Cesar Cabral, Will Latimer

AFFILIATE INFORMATION

Major League Affiliate: Boston Red Sox

First Year of Affiliation: 2009

Address: Fenway Park-4 Yawkey Way

Boston, MA 02215-3496

Phone: (617) 226-6000

Fax: (617) 226-6416

Web site: www.bostonredsox.com

Principal Owner: John W. Henry

Executive Vice President/Chief Operating Officer: Sam Kennedy

Executive Vice President/General Manager: Ben Cherington

Vice President/Player Personnel: Allard Baird

Vice President/Assistant General Manager: Brian O'Halloran

Director/Player Development: Ben Crockett

Senior Director/Minor League Operations: Raquel Ferreira

Farm System

Class AAA: Pawtucket Red Sox, International League

Class AA: Portland Sea Dogs, Eastern League

Class A Advanced: Salem Red Sox, Carolina League

Class A: Greenville Drive, South Atlantic League

Short A: Lowell Spinners, New York Penn League

Rookie: GCL Red Sox, Gulf Coast League

DSL Red Sox, Dominican Summer League



TOP 10 PROSPECTS AS SELECTED BY BASEBALL AMERICA

Player	Position	2011 Club(s)
1. Will Middlebrooks	3b	Lowell, Portland, Pawtucket
2. Xander Bogaerts	ss	Greenville
3. Blake Swihart	c	GCL Red Sox
4. Anthony Ranaudo	rhp	Greenville, Salem
5. Bryce Brentz	of	Greenville, Salem
6. Brandon Jacobs	of	Greenville
7. Garin Cecchini	3b	Lowell
8. Matt Barnes	rhp	dnp
9. Ryan Lavarney	c	Portland, Pawtucket, Boston
10. Jackie Bradley	of	Lowell, Greenville



WILMINGTON BLUE ROCKS

CONTACT INFORMATION

Stadium Name: Daniel S. Frawley Stadium
Stadium Address: 801 Shipyard Drive, Wilmington, DE 19801
Mailing Address: Same
Phone: (302) 888-2015
Fax: (302) 888-2032
Email: info@bluerocks.com
Website: www.bluerocks.com
Media Contact: John Sadak
Press Box Phone: (302) 888-5352
Visiting Club Hotel: Quality Inn Skyways; 147 N. DuPont Highway;
 New Castle, DE 19720
Visiting Club Hotel Phone: (302) 328-6666

OWNERSHIP & FRONT OFFICE

Operated By: Wilmington Blue Rocks, LP
Honorary President: Matt Minker
President: Tom Palmer
Vice President: Jack Minker
Secretary/Treasurer: Bob Stewart
General Manager: Chris Kemple
Assistant General Manager: Andrew Layman
Director of Merchandise: Jim Beck
Director of Sales & Ticket Operations: Jared Forma
Director of Community Affairs: Kevin Linton
Community Relations Assistant: Dan Trimble
Dir. of Broadcasting/Media Relations: John Sadak
Asst. Dir. Broadcasting/Media Relations: Jeff O'Connor
Director of Marketing: Joe Valenti
New Media Manager: Matt Janus
Marketing Assistant: Ed Wagner
Centerplate General Manager: Josh Attix
Centerplate Catering Manager: Chris Schlumbrecht
Director of Field Operations: Steve Gold
Group Sales Manager: Stefani Rash
Group Sales Associate: Joe Fagnoli
Group Sales Assistant: Reggie Hinson
Ticket Office Manager: Greg Matthews
Ticket Office Assistants: David Herman, Cori Whittaker
Video Production & Game Entertainment Manager: Kyle Love
Game Entertainment Assistant: Mike Diodati
Office Manager: Liz Kolodziej
Merchandise Assistant: Josh Argo

FIELD STAFF

Manager: Vance Wilson
Pitching Coach: Steve Luebber
Hitting Coach: Damon Hollins
Trainer: James Stone
Strength and Conditioning Coach: Adam Vish
Home Clubhouse Manager: Zach Taylor
Visiting Clubhouse Manager: Joe Rickards



WILMINGTON BLUE ROCKS

REPRESENTING OWNERSHIP



Tom Palmer
President

Tom Palmer is in his 17th season as a partner in the Blue Rocks ownership group and his second year as president. Previously, Tom served 11 years as vice president of the Blue Rocks.

Tom is president of Palmer & Associates, Inc., a Newark-based site work and paving company. Palmer is a graduate of the University of Delaware and was a three-year letterwinner as a pitcher for the Blue Hens baseball team.

He resides in Bear with his wife, Barbara. They have two children, Jen and Jeff, and one grandson.

GENERAL MANAGER



Chris Kemple
General Manager

Chris Kemple is in his 25th season in professional baseball and has been GM in Wilmington since the Blue Rocks' inaugural season in 1993. He was named Baseball America's Minor League Executive of the Year in 2004 and is a four-time Carolina League Executive of the Year.

Before coming to Wilmington, Chris was the general manager of the Peninsula Pilots of the Carolina League. The 46-year-old held the same position with Modesto of the California League and Butte of the Pioneer League.

A native of Hacienda Heights, CA, Chris graduated in 1985 from San Diego State University with a degree in

Journalism.

THE MANAGER



Vance Wilson
Manager (1st yr)

Former Major League catcher Vance Wilson, 38, joins the Blue Rocks after guiding the low-A Kane County Cougars to a 65-74 record in the Midwest League last season, his first as a minor league manager. The Cougars advanced to the playoffs thanks to a 37-33 second-half showing and defeated the Burlington Bees in the opening round before falling to eventual champion Quad Cities in the semifinals.

The New York Mets selected Wilson in the 44th round of the 1993 MLB draft, and signed him the summer after he concluded his college career at Mesa Community College, where he was a junior college All-American. After five injury-plagued seasons in the Mets' minor league system, he made his major league debut on April 24, 1999 against the Chicago Cubs.

Wilson grew into the role of back-up and usual defensive replacement for perennial All-Star Mike Piazza. He ranked among the top National League catchers for lowest opposing stolen-base percentage in both 2002 (1st, 49.0%) and 2003 (3rd, 44.6%). The Mets traded Wilson to the Detroit Tigers on January 5, 2005, making him a back-up to the other standard-setting catcher of the generation, Ivan Rodriguez. Wilson played 56 games for the 2006 American League champion Tigers and hit .250 over 403 career big league games. He spent the 2008 and 2009 campaigns on the Royals' farm as a player before retiring in April 2010.



WILMINGTON BLUE ROCKS

STADIUM & TICKET INFORMATION

Name: Daniel S. Frawley Stadium

Year Built: 1993

Capacity: 6,532

Dimensions: LF-325 CF-400

RF-325

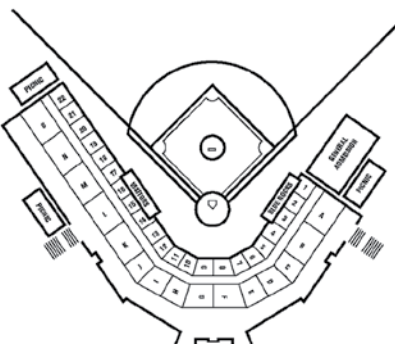
Ticket Office Phone: (302) 888-BLUE (2583)

Ticket Office Hours: M-F 9-5;

Weekends beginning at 10 am.

Individual Game Prices: Box \$11 (Seniors \$8), Reserved: \$10 (Seniors: \$7), General Admission: \$7; GA Child (4-12), Senior (60+), Military: \$5 (\$1 discount for advance purchase on all tickets)

Directions: FROM THE SOUTH: I-95 North to Exit 6, Maryland Ave. Right onto Maryland Avenue, and through the traffic light onto Martin Luther King Blvd. Right at the traffic light on Justison St. Follow Justison St. to Shipyard Dr.
FROM THE NORTH: I-95 South to Exit 6 (in Delaware). Go through three lights. Left at the fourth light onto Martin Luther King Blvd. Go through three lights. Right at the fourth light onto Justison St. Follow Justison St. to Shipyard Dr.



MEDIA INFORMATION

Flagship Radio Station: WGLS 89.7 FM

Radio Announcers: John Sadak, Jeff O'Connor

No. Games Broadcast: All

Webcast Info: www.bluerocks.com

Newspaper: News Journal

Beat Writer: TBA

Phone: (302) 324-2850

Fax: (302) 324-2298

Official Scorers: Dick Shute, Adam Kamras

PA Announcer: Kevin P. Linton

TEAM INFORMATION

Years in Carolina League: 20

Division: Northern

2011 Record:

First Half: 36-33 (2nd in North) **Second Half:** 30-39 (4th in North)

Overall: 66-72

FORMER STANDOUTS

ACTIVE	CL Yr(s)	2011 Major League Club/Highlights
Carlos Beltran	1997-98	NYM/SF .300/ 156 H/ 22 HR/84 RBI
Johnny Damon	1994	TB .261/ 29 2B/ 16 HR
Zack Greinke	2003	Mil 16-6/ 3.83 ERA/ 201 K / 171.2 IP
Clay Buchholz	2006	Bos 6-3/82.2 IP/ 6/17-9/28 DL
Mark Ellis	2000	Col .274/ 13 2B

FORMER MAJOR LEAGUERS

Jon Lieber 1993 Pit, ChiC, NYY, Phi (1994-08)

* Led League



WILMINGTON BLUE ROCKS

CLUB RECORDS

Batting: .354 – Eric Hosmer, 2010

Hits: 152 – Darren Burton, 1993

Doubles: 40 – Mike Aviles, 2004

Triples: 13 – Johnny Damon, 1994

Home Runs: 26 – Larry Sutton, 1994

Total Bases: 260 – Larry Sutton, 1994

Runs Batted In: 94 – Larry Sutton, 1994

Stolen Bases: 63 – Derrick Robinson, 2009

Wins: 15 – Rowdy Hardy, 2007

Losses: 15 – Jeremy Affeldt, 2000

Strikeouts: 171 – Jim Pittsley, 1994

Walks: 76 – Mike MacDougal, 2000

Innings Pitched: 175 – John Gross, 1993

Earned Run Average: 1.74 – Glendon Rusch, 1995

Saves: 25 – Steve Pihoda, 1996, Michael James 2006

2011 LEADERS

Batting: .290 – Carlo Testa

Hits: 125 – Whit Merrifield

Doubles: 30 – Whit Merrifield

Triples: 7 – Rey Navarro

Home Runs: 20 – John Whittleman

Total Bases: 187 – John Whittleman

Runs Batted In: 68 – John Whittleman

Stolen Bases: 24 – Whit Merrifield

Wins: 11 – Timothy Melville

Losses: 12 – Tyler Sample

Strikeouts: 140 – Justin Marks

Walks: 58 – Tyler Sample

Innings Pitched: 144.2 – Justin Marks

Earned Run Average: 3.59 – Elissaul Pimentel

Saves: 7 – Kevin Chapman, Brian Paukovits

AFFILIATE INFORMATION

Major League Affiliate: Kansas City Royals

First Year of Affiliation: 1993-2004, 2007

Address: Kauffman Stadium

1 Royal Way, P.O. Box 419969, Kansas City, MO 641

Phone: (816) 921-5775

Fax: (816) 924-0347

Website: www.kansascityroyals.com



CEO: David Glass

President: Dan Glass

Senior V.P. & General Manager Baseball Operations: Dayton Moore

Senior Vice President - Business Operations: Kevin Uhlich

V.P. - Baseball Operations/Assistant General Manager: Dean Taylor

Vice President - Baseball Operations: George Brett

Assistant G.M.-Scouting/Player Development : J.J. Picollo

Farm System

Class AAA: Omaha Storm Chasers, Pacific Coast League

Class AA: Northwest Arkansas Naturals, Texas League

Class A Advanced: Wilmington Blue Rocks, Carolina League

Class A: Kane County Cougars, Midwest League

Class A Short Season: Burlington Royals, Appalachian League

Rookie: Idaho Falls Chukars, Pioneer League; AZL Royals,

Arizona League; DSL Royals, Dominican Summer League

TOP 10 PROSPECTS AS SELECTED BY BASEBALL AMERICA

Player	Position	2011 Club(s)
1. Mike Montgomery	lhp	Omaha
2. Bubba Starling	of	dnp
3. Wil Myers	c	NW Arkansas
4. Jake Odorizzi	rhp	Wilmington, NW Arkansas
5. Cheslor Cuthbert	3b	Kane County
6. John Lamb	lhp	NW Arkansas
7. Kelvin Herrera	rhp	Wilmington, NW Arkansas, Omaha, Kansas City
8. Jason Adam	rhp	Kane County
9. Chris Dwyer	lhp	NW Arkansas
10. Yordano Ventura	rhp	Kane County



CONTACT INFORMATION

Stadium Name: BB&T Ballpark
Stadium Address: 951 Ballpark Way, Winston-Salem, NC 27101
Office Address: 926 Brookstown Avenue, Winston-Salem, NC 27101
Telephone: (336) 714-2287
Fax: (336) 714-2288
Email: info@wsdash.com
Website: www.wsdash.com
Media Contact: Brian Boesch
Press Box Phone: (336) 331-3816
Visiting Club Hotel: Sundance Plaza, 3050 University Parkway, Winston-Salem, NC 27105
Visiting Club Hotel Phone: (336) 723-2911

OWNERSHIP & FRONT OFFICE

Operated by: Sports Menagerie, LLC
Owner: Billy Prim
President: Geoff Lassiter
CFO: Kurt Gehsmann
VP of Sponsorship Services: Gerri Brommer
VP of Ticket Sales: Mike Thompson
VP of Baseball Operations: Ryan Manuel
VP of Corporate Partnerships: Josh Neelon
Director of Stadium Operations: Corey Bugno
Director of Broadcasting & Media Relations: Brian Boesch
Director of Game Entertainment: Trey Kalny
Director of Marketing & Communications: Brandon Cathey
Box Office Manager: Zack Matthews
Sales Coordinator: Caire Six
Season Ticket Sales Manager: Chris Wood
Inside Sales Representatives: Kyle Duck, Cameron Harris, Matt Satterfield
Outside Sales Representatives: Jay Andrews, Darren Hill, Kayla Sherrill, Brandon Stump
Group Sales Manager: Russell Parmele
Group Sales Representatives: Kristine Bartolone, Sarah Baumann,
Creative Services Manager: Caleb Pardick
Head Groundskeeper: Doug Tanis
Staff Accountant: Irene Huo
Box Office Supervisor: Terry McMurtry
Operations Assistant: Haley Leffler
Media Relations Assistant: Mike Lefko
Sponsor Service Manager: Emily Faircloth
Associate Director of Events & Marketing: Nikki Caldwell
Director of Facility Management: Frank DeBerry

FIELD STAFF

Manager: Tommy Thompson
Pitching Coach: J.R. Perdew
Hitting Coach: Gary Ward
Athletic Trainer: Cory Barton
Strength and Conditioning Coach: Shawn Powell
Home Clubhouse Manager: John Wise
Visiting Clubhouse Manager: Matt Flynn

REPRESENTING OWNERSHIP



Billy Prim
Owner

Billy D. Prim is Chairman and Chief Executive Officer of Primo Water Corporation, a nationwide DSD service for branded bottled water in 3 and 5 gallon bottles.

Prior to Primo, Billy was chief executive officer of Blue Rhino, the nation's leading provider of branded propane cylinder exchange and complementary propane-fueled appliances. In 2004 he sold Blue Rhino to Ferrellgas and remains on the Ferrellgas Board of Directors.

Billy also serves on the Board of Directors of the Winston-Salem Chamber of Commerce, Wake Forest University Deacon Club, and the Wake Forest Babcock Graduate School of Management.

PRESIDENT



Geoff Lassiter
President

Geoff Lassiter begins his third season as President of the Winston-Salem Dash. Geoff spent the previous eight years in a variety of roles with the Wake Forest University Athletic Department, most recently as the Assistant Athletic Director for Marketing and Special Projects. In this role, Lassiter was responsible for creating and implementing ticket sales and marketing plans for men's basketball and football and oversaw the band and cheer squad, as well as all game day environment activities for all sports.

Before joining Wake Forest, Geoff worked as a financial advisor for Jefferson Pilot Financial at the Piedmont Agency (1999-2001) and as a sales representative for the Cintas Corporation (2001-02).

V.P BASEBALL OPERATIONS



Ryan Manuel
V.P. Operations

Ryan Manuel, a native of Winchester, VA, begins his 16th season in professional baseball and his 15th with the Dash. After graduating from West Virginia University in 1998 he completed an internship in group sales with the Richmond Braves. Ryan joined the Winston-Salem staff in 1999 as a group sales associate and was promoted to Assistant General Manager in 2002. He was named General Manager of Baseball Operations after the 2003 season.

THE MANAGER



Tommy Thompson
Manager (1st Yr)

Former Carolina League champion manager and longtime White Sox minor league coach Tommy Thompson, 54, becomes the 42nd manager in Winston-Salem history. Last year he guided the Kannapolis Intimidators, the White Sox' Single-A affiliate in the South Atlantic League, to a 76-62 record, narrowly missing a berth in the postseason. He has spent 22 of the last 26 years as a player, coach, or manager in the White Sox organization, including 2010 when he served as a coaching assistant based in Winston-Salem.

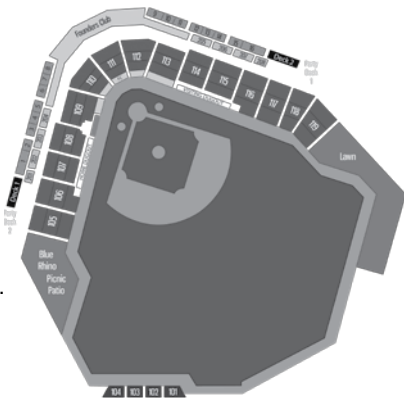
The Oklahoma native last managed in the Carolina League during the 2007 and 2008 seasons with the Frederick Keys (Baltimore Orioles). In 2007, he led Frederick to a Northern Division first place finish in the first half and won the Carolina League Championship, defeating Salem three games to one in the Mills Cup Championship Series. Prior to joining the Orioles organization, Thompson spent 20 straight years with the White Sox, including 14 as the minor league catching coordinator. He managed Utica (short-season New York-Penn League) and South Bend (Midwest League) in 1990 and 1991, respectively.



WINSTON-SALEM DASH

STADIUM & TICKET INFORMATION

Name: BB&T Ballpark
Year Built: 2010
Capacity: 5,500
Dimensions: LF-315
CF-399 RF-323
Ticket Office Phone:
 (336) 714-2287
Ticket Office Hours: 9-5
Individual Game Prices:
 \$13, \$9, \$7
Directions: I-40 Business toward downtown Winston-Salem. Peters Creek Parkway exit, Exit 5A. North toward downtown on Peters Creek Parkway. Right onto Brookstown Avenue followed by a quick right onto Green Street.



MEDIA INFORMATION

Webcast Info: www.wsdash.com/www.milb.com
Announcer: Brian Boesch
No. Games Broadcast: 140
Newspaper: Winston-Salem Journal
Beat Writer: Dan Collins
Phone: (336) 727-7321
Fax: (336) 727-4083
Official Scorers: Bill Grainger, Todd Bess
PA Announcer: Cabell Philpott
Twitter: www.twitter.com/wsdashbaseball
Facebook: facebook.com/wsdashbaseball

TEAM INFORMATION

Years In Carolina League: 68 **Division:** Southern
Retired Numbers: Bill Slack (#37)
2011 Record:
First Half: 32-38 (3rd in South) **Second Half:** 37-33 (2nd in South)
Overall: 69-71

FORMER STANDOUTS

ACTIVE	CL Yr(s)	2011 Major League Club/Highlights
Carlos Lee	1997	Hou .275/ 38 2B/ 18 HR/ 94 RBI
Jon Garland	1999	LA 54 IP/ 3/22-4/15 & 6/2-6/30 DL
Aaron Rowand	1999	SF .231/ 22 2B
Daniel Hudson	2009	Ariz 16-12/ 222 IP/ 169 K
Chris Sale	2010	Chi 2-2/ 71 IP/ 79 K
Brent Morel	2009	Chi .245/ 18 2B

FORMER MAJOR LEAGUERS

Wade Boggs	1977	Bos, NYY, TB (1982-99) HoF (2005)
Joe Girardi	1987	ChiC, Col, NYY, StL (1989-03)
Sparky Lyle	1965	Bos, NYY, Tex, Phi, ChiW (1967-82)
Dwight Evans	1971	Bos, Bal (1972-91)
Cecil Cooper	1971	Bos, Mil (1971-87)



WINSTON-SALEM DASH

CLUB RECORDS

Batting: .363 – Ray Jablonski, 1951
Hits: 200 – Ray Jablonski, 1951
Doubles: 50 – Carlos Lee, 1997
Triples: 12 – Ramon Gomez, 1997, Paolo Orlando, 2008
Home Runs: 35 – Ed Olivares, 1960
Total Bases: 355 – Ray Jablonski, 1951
Runs Batted In: 127 – Ray Jablonski, 1951
Stolen Bases: 88 – Edwin Yan, 2002
Wins: 21 – Lee Peterson, 1950
Losses: 16 – Heath Phillips, 2002
Strikeouts: 268 – Harvey Haddix, 1947
Walks: 162 – Mark Schaeffer, 1967
Innings Pitched: 256 – Lee Peterson, 1950
Earned Run Average: 1.75 – Robbie Snow, 1966
Saves: 26 – Travis Willis, 1991

2011 LEADERS

Batting: .279 – Ian Gac
Hits: 144 – Ian Gac
Doubles: 33 – Andy Wilkins
Triples: 9 – Tyler Saladino
Home Runs: 33 – Ian Gac
Total Bases: 276 – Ian Gac
Runs Batted In: 96 – Ian Gac
Stolen Bases: 25 – Daniel Wagner
Wins: 12 – Cameron Bayne
Losses: 11 – Joseph Serafin
Strikeouts: 118 – Andre Rienzo
Walks: 66 – Andre Rienzo
Innings Pitched: 148.0 – Cameron Bayne
Earned Run Average: 3.41 – Andre Rienzo
Saves: 15 – Taylor Thompson

AFFILIATE INFORMATION

Major League Affiliate: Chicago White Sox
First Year Of Affiliation: 1997
Address: 333 W. 35th Street; Chicago, IL 60616
Phone: (312) 674-1000
Fax: (312) 674-5116
Website: www.chicagowhitesox.com
Owner: Chicago White Sox Ltd.
Chairman: Jerry Reinsdorf
Vice Chairman: Eddie Einhorn
Sr. V.P./General Manager: Ken Williams
Senior Dir. of Minor League Operations: Grace Zwi
Director of Player Development: Nick Capra
Senior Coordinator of Minor League Administration: Kathy Potoski



Farm System

Class AAA: Charlotte Knights, International League
Class AA: Birmingham Barons, Southern League
Class A Advanced: Winston-Salem Dash, Carolina League
Class A: Kannapolis Intimidators, South Atlantic League
Rookie: Great Falls Voyagers, Pioneer League;
 Bristol White Sox, Appalachian League
 DSL White Sox, Dominican Summer League

TOP 10 PROSPECTS AS SELECTED BY BASEBALL AMERICA

Player	Position	2011 Club(s)
1. Addison Reed	rhp	Kannapolis, Winston-Salem, Birmingham, Charlotte, Chicago
2. Nestor Molina	rhp	Dunedin, New Hampshire
3. Simon Castro	rhp	Tucson, San Antonio
4. Trayce Thompson	of	Kannapolis
5. Jacob Petricka	rhp	Kannapolis, Bristol, Winston-Salem
6. Keenyn Walker	of	Great Falls, Kannapolis
7. Jhan Marinez	rhp	Jacksonville
8. Tyler Saladino	ss	Winston-Salem
9. Juan Silverio	3b	Kannapolis, Winston-Salem
10. Ozzie Martinez	ss	Florida, New Orleans

Keys dominate start to finish



Courtesy of Baseball America

The success of the Frederick Keys' season was built around strong pitching and up-the-middle defense. The Keys dominated from start to finish, capturing both the regular season title and the Mills Cup, given to the Carolina League postseason champion.

The Keys were spurred by the league's top overall prospect, shortstop Manny Machado, who displayed the talent that made him the No. 3 overall pick in the 2010 draft. The Florida native was named playoff MVP by batting .344 with a league-leading nine RBIs and eight runs. Machado added a home run in the decisive game

Manny Machado paced the Keys to a Mills Cup Championship

of the final series, giving Frederick an 11-3 victory over Kinston.

Joining Machado as his double-play partner was Jonathan Schoop, who heated up during the playoffs with a .314 average while chipping in a home run and two steals. Schoop and Machado joined Frederick midseason, promoted from low-A Delmarva.

Frederick's pitching staff led the league in ERA, WHIP, and hits allowed. Bobby Bundy, older brother of 2011 Orioles first-round pick Dylan Bundy, was the staff ace as he placed near the top of the league in ERA, WHIP, and strikeouts.

Kinston lefthander Drew Pomeranz was the talk of the league for his dominating performance in the first half of the regular season. Drafted fifth overall in 2010, Pomeranz used his blistering fastball to strike out 95 batters in only 77 innings pitched while posting a 1.87 ERA. Pomeranz was traded to the Rockies in July and ended his first full professional season in the big leagues.

Myrtle Beach placed a remarkable seven players on the league's top 20 list. Lefthander Robbie Ross paired his lofty prospect ranking with a strong performance as he was named the league's Pitcher of the Year.

Although Lynchburg finished with the circuit's worst record, they possessed arguably the league's most exciting position player in shortstop Andrelton Simmons. The athletic Simmons began to convert his raw physical tools into baseball skills by leading the league in hitting with a .311 average. Additionally, Simmons wowed observers with his well-above-average arm strength.

The season marked the end of an era in Kinston, as the Indians' long run in the league came to an end. Indians owner Cam McRae sold the team to Double-A Carolina owner Steve Bryant, and the team will relocate to the Mudcats' home in Zebulon, N.C., in 2012.

McRae has vowed to return affiliated baseball to Kinston, but had made little progress when the season came to a close.

Winston-Salem minor league veteran Ian Gac showed his maturity by posting league leading totals in home runs, OPS, and RBI on his way to taking Carolina League MVP honors.

CALIFORNIA LEAGUE STARS WIN AGAIN

Lake Elsinore third baseman Jedd Gyorko singled home Jake Lemmerman (Rancho Cucamonga) for the winning run in the bottom of the third inning, then defused a bases-loaded rally attempt by turning a double-play in the fifth to help the California League



All-Stars defeat the Carolina League 6-1 on June 21 at John Thurman Field in Modesto, Calif. It was the Carolina League's third straight loss to their West Coast rivals.

The Carolina League clustered

three of their seven hits in the fifth inning, getting their only run when Wilmington's Rey Navarro, the league's Top Star of the game, singled home Joseph Terdoslavich (Lynchburg). On the next at-bat, with the bases loaded, Whit Merrifield grounded to third, where Gyorko made the force out then threw to first to end the inning.

The California League took a 4-0 lead in the third inning, then tacked on single runs in the fifth and sixth. Gyorko went two-for-four with two RBI to be named the California League's Top Star. Winning pitcher Jake Buchanan (Lancaster) tossed a three-up, three-down third inning, with one strikeout.

Losing pitcher Robert Bundy (Frederick) surrendered three hits and four runs, two of them earned, and walked two, all in the third inning.

2011 YEAR IN REVIEW

FIRST HALF				SECOND HALF			
W	L	PCT	GB	W	L	PCT	GB
NORTHERN DIVISION				NORTHERN DIVISION			
Frederick	41	28	.594	Frederick	39	31	.557
Wilmington	36	33	.522	Potomac	39	31	.557
Lynchburg	30	40	.429	Lynchburg	30	38	.441
Potomac	29	40	.420	Wilmington	30	39	.435
SOUTHERN DIVISION				SOUTHERN DIVISION			
Myrtle Beach	40	29	.580	Kinston	38	31	.551
Kinston	38	31	.551	Winston-Salem	37	33	.529
Winston-Salem	32	38	.457	Salem	33	37	.471
Salem	31	38	.449	Myrtle Beach	32	38	.457

PLAYOFFS:

NORTHERN DIVISION: Frederick defeats Potomac, 3-2
 SOUTHERN DIVISION: Kinston defeats Myrtle Beach, 3-1
 MILLS CUP FINALS: Frederick defeats Kinston, 3-1

SUPERLATIVES

MOST VALUABLE PLAYER Ian Gac, Winston-Salem
PITCHER OF THE YEAR Robbie Ross, Myrtle Beach
MANAGER OF THE YEAR Aaron Holbert, Kinston
ALL-STAR GAME MVP Rey Navarro, Wilmington
CHAMPIONSHIP SERIES MVP Manny Machado, Frederick

ALL-STAR TEAM

C Sandy Leon, Potomac
1B Joey Terdoslavich, Lynchburg
2B Jeff Kobernus, Potomac
3B Mike Olt, Myrtle Beach
SS Andrelton Simmons, Lynchburg
DH Ian Gac, Winston-Salem
OF Destin Hood, Potomac
OF Ryan Strausborger, Myrtle Beach
OF Bryce Brentz, Salem
SP Robbie Ross, Myrtle Beach
RP Preston Guilmet, Kinston
UT INF Andy Wilkins, Winston-Salem
UT OF Jared Prince, Myrtle Beach

ATTENDANCE:

Winston-Salem Dash 312,416
 Wilmington Blue Rocks 288,738
 Frederick Keys 296,296
 Salem Red Sox 226,337
 Myrtle Beach Pelicans 213,200
 Potomac Nationals 171,096
 Lynchburg Hillcats 169,367
 Kinston Indians 112,181
 Regular Season Total 1,789,631
 Playoffs (13 games) 17,008
 ALL-STAR GAME at Modesto, Calif. (Thurman) 5,082

Top 10 Prospects (as rated by Baseball America)

1. Manny Machado, ss, Frederick Keys (Orioles)
2. Drew Pomeranz, lhp, Kinston Indians
3. Mike Olt, 3b, Myrtle Beach Pelicans (Rangers)
4. Andrelton Simmons, ss, Lynchburg Hillcats (Braves)
5. Robbie Erlin, lhp, Myrtle Beach Pelicans (Rangers)
6. Jonathan Schoop, 2b/ss, Frederick Keys (Orioles)
7. Jake Odorizzi, rhp, Wilmington Blue Rocks (Royals)
8. Bryce Brentz, of, Salem Red Sox
9. Joe Wieland, rhp, Myrtle Beach Pelicans (Rangers)
10. Christian Bethancourt, c, Lynchburg Hillcats (Braves)

2011 LEAGUE LEADERS

BATTING TOP 10 (MINIMUM 2.7 PA/SCHEDULED GAME)

PLAYER	TEAM	AVG	G	AB	R	H	TB	2B	3B	HR	RBI	BB	SO	SB	SLG	OPS
Simmons, Andrelton	LYN	.311	131	517	69	161	211	35	6	1	52	29	43	26	.408	.759
*Testa, Carlo	WIL	.290	100	366	48	106	162	27	4	7	43	36	109	18	.443	.804
#Terdoslavich, Joel	LYN	.286	131	483	72	138	254	52	2	20	82	41	107	2	.526	.867
*Wiley, Keenan	LYN	.285	102	358	59	102	126	11	5	1	24	22	66	19	.352	.690
Perez, Eury	POT	.283	119	424	54	120	136	9	2	1	41	22	63	45	.321	.640
Kobernus, Jeff	POT	.282	124	489	67	138	189	22	4	7	52	21	87	53	.387	.700
Prince, Jared	MB	.282	131	482	67	136	192	30	1	8	72	47	47	2	.398	.775
Vitek, Kolbrin	SAL	.281	123	473	78	133	176	22	6	3	43	45	102	12	.372	.722
Gac, Ian	WS	.279	140	516	91	144	276	31	1	33	96	58	144	0	.455	.893
*Wilkins, Andy	WS	.278	134	493	72	137	239	33	0	23	89	56	91	2	.485	.834
Hood, Destin	POT	.276	128	463	61	128	206	29	5	13	83	58	96	21	.445	.809

Pitching Top 10 (Minimum 0.8 IP/Scheduled Game)

PITCHER	TEAM	W-L	ERA	G	GS	CG	SHO	SV	IP	H	R	ER	BB	SO
*Ross, Robert	MB	9-4	2.26	21	20	1	0	0	123.1	102	37	31	28	98
*Rosenbaum, Daniel	POT	6-5	2.59	20	19	2	1	0	132.0	113	52	38	41	108
Bundy, Robert	FRE	11-5	2.75	20	20	1	0	0	121.0	102	43	37	31	100
*Hernandez, Chris	SAL	10-7	3.18	25	25	1	0	0	127.1	112	53	45	51	80
Spruiell, Zeke	LYN	7-9	3.19	20	20	5	1	0	129.2	108	56	46	23	92
Tanaka, Ryohei	FRE	9-5	3.33	23	18	0	0	1	113.2	118	47	42	18	84
*Masters, Chris	LYN	9-5	3.34	28	23	0	0	0	148.1	128	59	55	65	122
Rienzo, Andre	WS	6-5	3.41	25	22	1	1	0	116.0	108	50	44	66	118
Pimentel, Elissau	WIL	6-7	3.59	26	22	1	0	1	133.0	129	60	53	31	105
Brach, Brett	KIN	6-9	3.60	21	19	1	0	0	115.0	97	48	46	37	72

Team Batting

TEAM	AVG	G	AB	R	OR	H	TB	2B	3B	HR	RBI	SH	FP	BB	IB	SO	SB	CS	DP	SLG	GOBP	
Winston-Salem	.288	139	4805	738	640	1384	2090	282	44	112	690	53	43	98	387	21	1024	54	41	127	435	350
Frederick	.267	140	4729	691	670	1263	1820	242	27	87	632	47	29	88	475	13	1122	157	69	96	385	343
Lynchburg	.262	138	4654	555	643	1219	1825	274	19	98	495	47	32	69	329	9	977	95	50	94	392	318
Wilmington	.262	138	4605	602	629	1205	1783	250	53	74	550	71	49	53	361	14	884	130	76	104	387	319
Salem	.259	138	4580	638	611	1188	1754	277	32	75	577	24	49	74	466	12	1041	89	48	135	383	334
Kinston	.252	140	4568	570	535	1150	1642	209	32	73	524	54	24	70	507	10	1107	112	50	122	359	334
Potomac	.251	139	4641	665	642	1166	1866	283	45	109	597	50	46	60	539	15	1081	96	61	88	402	334
Myrtle Beach	.238	140	4733	575	664	1126	1690	207	36	95	511	48	37	44	416	7	1070	104	62	82	357	303

Team Pitching

TEAM	W-L	PCT	ERA	G	GSCG	SHOG	FSV	IP	H	AB	TBF	R	ER	HR	SH	SF	FB	BB	IB	SO	WP	PBK	
Kinston	73-67	.521	3.31	140	140	1	13	139	48	1222.0	1097	4560	5186	535	449	91	42	32	71	479	5	1109	71
Wilmington	68-70	.493	3.89	138	138	1	10	137	34	1216.0	1192	4637	5188	629	526	86	54	34	47	416	6	1145	93
Salem	73-65	.529	3.91	138	138	2	9	136	34	1204.2	1177	4577	5106	611	523	74	46	37	67	377	7	893	65
Potomac	70-69	.504	3.95	139	139	1	9	138	37	1227.0	1268	4726	5301	642	539	101	64	29	88	393	14	1082	92
Myrtle Beach	58-82	.414	4.00	140	140	2	5	138	28	1249.0	1261	4810	5437	664	555	83	62	43	71	449	35	1104	76
Winston-Salem	61-58	.583	4.04	139	139	2	5	137	34	1224.1	1271	4698	5348	640	550	64	44	50	68	488	6	974	91
Frederick	72-68	.514	4.06	140	140	2	4	138	35	1227.0	1241	4723	5361	670	553	122	38	45	70	484	14	1013	84
Lynchburg	61-77	.442	4.07	138	138	0	12	138	32	1199.1	1194	4584	5138	643	543	102	44	39	74	394	14	986	74

Team Fielding

TEAM	PCT	G	PO	A	E	TC	DP	TP	PB
Frederick	.977	139	3637	1426	119	5182	114	0	9
Kinston	.977	138	3620	1366	119	5105	108	0	14
Salem	.976	139	3565	1619	130	5314	120	0	17
Myrtle Beach	.974	139	3721	1372	138	5231	101	0	18
Lynchburg	.973	138	3572	1447	140	5159	122	0	14
Potomac	.972	139	3563	1409	144	5116	127	0	17
Winston-Salem	.970	140	3632	1474	157	5263	123	0	15
Wilmington	.970	138	3545	1360	153	5058	123	0	18

KEY: * - lefthanded hitter/pitcher, # - switch hitter



CLUB RECORDS

Batting: .345—Ken Ramos, 1990
Hits: 189—Don Bosch, 1963
Doubles: 34—Richie Sexson, 1995;
 Marc Marini, 1993; Jeffrey Geach, 1973; Beau Mills 2008
Triples: 12—Robert Silverman, 1979
Home Runs: 34—Danny Peoples, 1997
Total Bases: 260—Mike Derrick, 1965
Runs Batted In: 111—Casey Webster, 1987;
 Carl Long, 1956
Stolen Bases: 72—Alex Requena, 2002
Wins: 19—Frank Bork, 1962
Losses: 15—Tyson Carter, 1981;
 Gary Sarno, 1978
Strikeouts: 209—Steve Blass, 1962
Walks: 180—Bill Bell, 1961
Innings Pitched: 230—Frank Bork, 1961
Earned Run Average: 1.48—
 Scott Lewis, 2006
Saves: 41 Mike Soper, 1991

2011 LEADERS

Batting: .254—Tyler Holt
Hits: 115—Adam Abraham
Doubles: 31—Adam Abraham
Triples: 5—Abner Abreu
Home Runs: 17—Adam Abraham
Total Bases: 197—Adam Abraham
Runs Batted In: 72—Adam Abraham
Stolen Bases: 34—Tyler Holt
Wins: 9—Clayton Cook, Kyle Landis
Losses: 12—T.J. House
Strikeouts: 106—Clayton Cook
Walks: 66—T.J. House
Innings Pitched: 130.0—T.J. House
Earned Run Average: 3.60—Brett Brach
Saves: 35—Preston Guilmet

IN MEMORIAM



Calvin Falwell

Lynchburg Hillcats President Calvin Falwell passed away August 20, 2011, at the age of 90. Falwell brought Carolina League Baseball to Lynchburg in 1966, when he formed and became president of the Lynchburg Baseball Corporation. He served as a senior member of the Carolina League Board of Directors and on the league's Executive Committee. He was honored by Minor League Baseball as the 1998 winner of the John

H. Johnson President's Trophy.

In 2004, the baseball field at Lynchburg City Stadium was officially named Calvin Falwell Field in his honor. He was also named "King of Baseball" in 2005 at the Baseball Winter Meetings, which were held in Dallas, Texas.

Hillcats' General Manager Paul Sunwall said Falwell "will be sorely missed, not just for what he did to bring baseball to Lynchburg and keep it here, but the little things as well. He was always ready and willing to lend a helping hand, whether it was maintenance that needed to be done at the stadium or sending over members of his crew to help with a tarp pull. We could always count on Calvin to help in any way he could. He was a true gentleman. He was always a first class gentleman"

Falwell is survived by his wife of 69 years, Doris, and their three sons, Charles, Terry, and David, along with nine grandchildren and 12 great grandchildren.

2011 FREDERICK KEYS INDIVIDUAL STATISTICS (W-L Record 80-59)

BATTERS	AVG	G	AB	R	H	2B	3B	HR	RBI	TB	BB	SO	SB	CS	OBP	SLG
Abreu, Miguel	.255	96	361	32	92	18	3	5	43	131	14	39	31	7	.286	.363
*Baker, Aaron	.386	12	44	8	17	3	0	2	9	26	6	9	0	0	.472	.591
Bernardo, Luis	.152	11	33	1	5	0	0	0	6	5	4	4	0	0	.237	.152
*Britton, Buck	.341	25	91	9	31	9	0	3	30	49	8	7	1	1	.400	.538
*Bumbry, Steven	.245	109	372	67	91	26	3	11	37	156	67	124	11	9	.364	.419
*Conley, Brian	.133	7	15	1	2	1	0	0	2	3	2	3	2	0	.316	.200
Dalles, Justin	.223	36	112	9	25	4	0	1	8	32	8	30	0	0	.287	.286
Davis, Glynn	.250	1	4	0	1	0	0	0	0	1	0	1	0	0	.250	.250
Donachie, Adam	.221	22	68	8	15	3	0	3	10	27	8	20	0	0	.299	.397
Flacco, Michael	.250	50	168	21	42	10	2	5	22	71	19	42	3	2	.351	.423
Hoes, LJ	.241	41	158	23	38	7	0	3	17	54	10	25	4	2	.297	.342
*Hudson, Kyle	.279	23	86	12	24	3	0	0	2	27	10	16	8	6	.354	.314
*Julius, Jacob	.170	77	241	22	41	7	0	8	30	72	16	88	3	5	.226	.299
Kolodny, Tyler	.249	67	229	28	57	13	0	4	21	82	23	48	7	6	.357	.358
Machado, Manny	.245	63	237	24	58	12	3	5	26	91	22	48	8	5	.308	.384
*Mahoney, Joe	.500	3	8	0	4	2	0	0	2	6	4	1	0	0	.667	.750
*Mollenhauer, Dale	.237	125	409	51	97	18	1	7	33	138	57	100	30	9	.327	.337
Moore, Kyle	.000	10	15	0	0	0	0	0	0	0	1	7	0	0	.063	.000
*Mummy, Trent	.293	15	58	13	17	2	2	1	10	26	6	8	7	1	.369	.448
Oliveira, Joe	.308	3	26	3	8	1	1	1	2	14	2	3	1	0	.357	.538
Rooney, Michael	.192	40	99	11	19	4	0	0	3	23	7	20	3	3	.264	.232
Rosa, Garabez	.212	53	179	15	38	7	1	2	16	53	3	47	3	0	.225	.296
Schoop, Jonathan	.271	77	299	37	81	12	2	5	37	112	22	44	6	3	.329	.375
*Schutz, Kipp	.212	87	306	39	65	20	0	7	36	106	22	74	6	9	.266	.346
Starr, Sammie	.111	3	9	1	1	0	0	0	0	1	2	1	0	0	.273	.111
Stevens, Bobby	.234	79	252	48	59	8	2	8	27	95	31	55	7	6	.339	.377
*Townsend, Tyler	.317	67	252	43	80	24	2	13	50	147	11	64	2	2	.358	.583
Ward, Brian	.254	104	335	43	85	22	0	7	32	128	42	54	9	2	.339	.382
Team Total	.245	139	4466	569	1093	236	22	101	511	1676	427	982	152	78	.318	.375

PITCHERS	W-L	PCT	ERA	G	GS	CG	SHO	SV	IP	H	R	ER	HR	HB	BB	SO	WP
Atkins, Mitch	0-1	.000	3.00	2	2	0	0	0	9.0	7	3	3	1	1	0	14	0
Bascom, Timothy	1-0	1.000	0.00	1	1	0	0	0	6.0	4	0	0	0	0	2	7	0
Berry, Ryan	0-0	.000	0.00	1	1	0	0	0	4.0	3	0	0	0	0	0	4	0
Bundy, Robert	11-5	.688	2.75	20	20	1	0	0	121.0	102	43	37	8	10	31	100	11
Copeland, Scott	3-2	.600	2.14	6	6	0	0	0	33.2	25	8	8	0	3	15	22	2
Dowdy, Josh	0-1	.000	10.12	2	0	0	0	0	2.2	3	3	3	0	0	3	3	1
Drake, Oliver	8-3	.727	2.14	14	13	2	1	0	96.2	78	27	23	1	4	18	80	6
Ferguson, D.J.	0-1	.000	10.12	1	1	0	0	0	2.2	3	3	3	0	0	4	1	1
Gleason, Sean	1-3	.250	4.53	50	0	0	0	32	47.2	38	24	24	5	0	19	58	3
*Gurka, Jason	1-1	.500	3.18	20	0	0	0	1	28.1	19	10	10	2	1	9	34	0
*Haughian, Nicholas	8-7	.533	3.67	27	21	1	1	0	135.0	134	62	55	9	7	40	102	7
Henry, Randy	0-3	.000	3.60	9	0	0	0	1	15.0	17	6	6	1	1	2	11	0
Klein, Daniel	0-1	.000	1.15	7	0	0	0	0	15.2	9	2	2	2	1	3	21	1
*Matusz, Brian	0-0	.000	2.25	1	1	0	0	0	4.0	2	1	1	0	0	2	2	0
*McCurry, Cole	0-0	.000	0.00	1	0	0	0	0	1.0	0	0	0	0	0	0	1	0
Moore, Justin	3-0	1.000	3.40	33	0	0	0	1	55.2	41	22	21	4	4	27	43	1
Moore, Kyle	0-0	.000	0.00	1	0	0	0	0	1.0	0	0	0	0	0	1	0	0
*Moreau, Nathan	11-12	.478	4.40	27	26	0	0	0	141.0	133	80	69	13	12	60	106	12
Moreland, Kenny	2-0	1.000	3.41	36	0	0	0	1	60.2	53	23	23	7	1	13	41	2
O'Shea, Ryan	3-6	.333	3.09	25	8	0	0	2	75.2	66	28	26	8	5	23	54	3
*Petrini, Chris	2-2	.500	2.08	30	0	0	0	3	47.2	35	15	11	3	1	21	53	6
*Pettit, Jacob	7-0	1.000	1.62	10	10	0	0	0	55.2	42	12	10	4	4	15	41	0
Rasner, Jacob	1-2	.333	10.45	7	4	0	0	0	20.2	35	29	24	3	3	9	11	0
Schrader, Clayton	1-1	.500	1.13	15	0	0	0	3	24.0	8	3	3	1	1	19	35	1
Startup, Will	3-0	1.000	3.14	25	0	0	0	1	48.2	38	18	17	6	2	14	38	1
Tanaka, Ryohei	9-5	.643	3.33	23	18	0	0	1	113.2	118	47	42	9	1	18	84	6
*Tolliver, Ashur	1-1	.500	3.00	5	0	0	0	1	9.0	8	3	3	2	1	0	8	0
*Zagone, Richard	4-2	.667	2.97	7	7	0	0	0	36.1	31	16	12	3	3	14	27	1
Team Total	80-59	.576	3.22	139	139	4	12	47	1212.0	1052	488	433	92	66	382	1001	65

2011 KINSTON INDIANS INDIVIDUAL STATISTICS (W-L Record 76-62)

BATTERS	AVG	G	AB	R	H	2B	3B	HR	RBI	TB	BB	SO	SB	CS	OBP	SLG
Abraham, Adam	.252	130	456	63	115	31	0	17	72	197	70	114	5	2	.360	.432
Abreu, Abner	.244	91	336	42	82	16	5	12	35	144	22	102	19	3	.294	.429
Aguilar, Jesus	.257	31	113	12	29	3	0	4	13	44	11	28	1	0	.323	.389
*Burnette, Chase	.230	74	248	24	57	10	2	4	32	83	14	74	3	2	.277	.335
Cannon, Tyler	.246	92	309	36	76	17	4	6	39	119	36	81	0	4	.325	.385
*Casas, Jordan	.256	32	121	14	31	3	2	0	12	38	7	23	1	2	.302	.314
Cid, Delvi	.197	79	234	31	46	5	1	2	9	59	28	64	28	8	.306	.252
DeGeorge, Daniel	.226	11	31	2	7	0	1	0	5	9	1	3	0	0	.242	.290
Folgia, Greg	.176	11	34	4	6	3	0	0	2	9	0	16	0	0	.200	.265

2011 STATISTICS

BATTERS	AVG	G	AB	R	H	2B	3B	HR	RBI	TB	BB	SO	SB	CS	OBP	SLG
Frawley, Casey	.215	127	465	54	100	20	4	11	59	161	44	111	7	3	.291	.346
Gallas, Anthony	.197	39	142	14	28	10	0	2	21	44	12	34	1	0	.287	.310
*Greenwell, Bo	.260	65	235	27	61	12	2	3	23	86	20	30	5	6	.318	.366
Holt, Tyler	.254	123	449	66	114	18	4	2	26	146	78	106	34	6	.365	.325
Martinez, Argenis	.227	32	88	9	20	3	0	0	6	23	12	21	4	1	.352	.261
Perez, Roberto	.225	94	284	30	64	16	1	2	30	88	62	79	1	0	.365	.310
Pickens, Doug	.165	76	242	14	40	5	0	2	16	51	14	60	0	1	.225	.211
Rivas, Ron	.143	10	35	2	5	0	0	0	1	5	3	12	0	0	.211	.143
Smit, Jason	.217	8	23	3	5	2	1	0	2	9	2	6	0	0	.280	.391
Smith, Kyle	.000	3	9	1	0	0	0	0	0	0	1	5	0	0	.100	.000
Tice, Jeremie	.258	77	275	39	71	16	0	11	43	120	36	73	1	1	.356	.436
Toole, Justin	.258	99	329	39	85	20	1	0	26	107	16	51	17	3	.311	.325
Team Total	.234	138	4461	527	1043	210	28	78	473	1543	489	1094	127	42	.318	.346

PITCHERS	W-L	PCT	ERA	G	GS	CG	SHO	SV	IP	H	R	ER	HR	HB	BB	SO	WP
Allen, Cody	0-0	.000	0.00	1	0	0	0	0	3.0	1	0	0	0	0	0	3	0
Brach, Brett	6-9	.400	3.60	21	19	1	0	0	115.0	97	48	46	8	7	37	72	3
Bryson, Rob	0-0	.000	0.64	10	0	0	0	1	14.0	6	1	1	0	0	3	20	0
Cook, Clayton	9-9	.500	4.56	25	25	0	0	0	122.1	124	70	62	10	5	53	106	3
Flores, Jose	4-5	.444	6.02	42	0	0	0	2	55.1	72	46	37	2	0	19	49	5
Goodnight, Michael	1-0	1.000	1.69	1	1	0	0	0	5.1	3	1	1	0	0	2	6	0
Guilmet, Preston	1-1	.500	2.16	52	0	0	0	35	58.1	43	14	14	4	0	11	60	3
Haley, Trey	1-1	.500	3.77	19	0	0	0	1	28.2	25	14	12	1	3	17	27	4
*House, T.J.	6-12	.333	5.19	25	24	1	1	0	130.0	133	85	75	12	6	66	89	8
*Jimenez, Francisco	4-3	.571	3.23	26	7	0	0	0	69.2	69	29	25	4	1	23	75	3
*Jones, Chris	7-1	.875	3.36	43	0	0	0	0	72.1	65	31	27	6	1	30	66	12
Landis, Kyle	9-2	.818	2.15	32	0	0	0	3	50.1	33	12	12	5	2	9	61	0
Mahalic, Joey	0-0	.000	11.17	5	0	0	0	0	9.2	16	13	12	1	1	5	4	1
*McFarland, T.J.	0-1	.000	2.25	2	2	0	0	0	12.0	9	5	3	2	0	1	12	0
Miller, Adam	0-1	.000	4.91	8	0	0	0	1	11.0	8	7	6	2	1	5	14	0
Murata, Toru	3-2	.600	2.36	22	5	0	0	2	49.2	37	14	13	2	1	10	58	2
*Pomeranz, Drew	3-2	.600	1.87	15	15	0	0	0	77.0	56	22	16	2	1	32	95	6
Popham, Marty	2-2	.750	4.19	22	16	0	0	0	96.2	92	47	45	17	2	19	95	5
*Rayl, Mike	1-3	.250	4.61	8	8	0	0	0	41.0	48	23	21	6	1	13	37	2
*Reichenbach, J.D.	1-0	1.000	0.00	2	1	0	0	0	6.0	0	0	0	0	1	2	3	0
Sarianides, Nickolas	2-0	1.000	4.05	6	0	0	0	0	13.1	15	6	6	0	0	9	6	2
*Soto, Giovanni	4-4	.500	3.23	15	11	0	0	0	64.0	56	29	23	5	7	21	64	1
Sturdevant, Tyler	4-2	.667	1.98	21	0	0	0	1	41.0	31	10	9	3	1	8	44	0
Turek, Travis	3-0	1.000	3.57	12	0	0	0	0	22.2	22	9	9	1	1	10	17	0
Wright, Steven	1-2	.333	4.46	7	4	0	0	0	38.1	47	28	19	7	1	16	27	7
Team Total	76-62	.551	3.68	138	138	2	13	46	1206.2	1108	564	494	101	45	419	1110	67

2011 LYNCHBURG HILLCATS INDIVIDUAL STATISTICS (W-L Record 60-78)

BATTERS	AVG	G	AB	R	H	2B	3B	HR	RBI	TB	BB	SO	SB	CS	OBP	SLG	
Bethancourt, Christian	.271	45	166	11	45	6	0	1	20	54	3	35	3	2	.277	.325	
Brownstein, Cory	.190	6	21	3	4	2	0	0	0	6	1	3	0	0	.227	.286	
*Cunningham, Todd	.273	87	334	59	86	12	4	20	118	333	47	14	6	3	.348	.353	
Davis, Kyle	.273	5	11	3	3	0	0	1	1	6	2	6	2	0	.385	.545	
†Davis, Kyle	.127	20	63	3	8	2	0	1	3	13	2	27	2	0	.167	.206	
Delgado, Ryan	.357	4	14	0	5	2	0	0	0	7	0	1	0	0	.357	.500	
Gosselin, Philip	.264	115	424	60	112	24	6	6	63	166	37	76	6	2	.324	.392	
Hefflinger, Robby	.114	12	44	2	5	2	0	0	2	7	3	19	0	0	.170	.159	
Kleinkecht, Barrett	.209	83	282	25	59	13	0	7	28	93	17	56	7	2	.265	.330	
*Lemon, Marcus	.260	52	177	21	46	10	1	2	10	64	17	23	6	3	.325	.362	
Leonard, Joe	.247	110	405	43	100	27	1	8	63	153	39	88	1	2	.311	.378	
McGill, Shawn	.289	60	201	25	58	11	1	5	18	86	17	31	3	3	.356	.428	
*Milligan, Adam	.291	64	237	35	69	19	4	12	40	132	16	76	1	0	.345	.557	
Query, Ryan	.211	7	19	4	4	1	1	0	6	7	4	2	0	0	.360	.368	
Rodriguez, Geraldo	.219	77	260	22	57	17	0	10	46	104	19	94	3	2	.293	.400	
Schlehuber, Braeden	.248	36	121	18	30	10	0	4	14	52	9	17	2	1	.298	.430	
Simmons, Andreton	.311	131	517	69	161	35	6	1	52	211	29	43	26	18	.351	.408	
Spanjer-Furstenburg, Riaan	.188	17	64	3	12	5	0	0	1	17	2	15	1	1	.212	.266	
#Terdoslavich, Joseph	.286	131	483	72	138	52	2	20	82	254	41	107	2	0	.341	.526	
BATTERS	AVG	G	AB	R	H	2B	3B	HR	RBI	TB	BB	SO	SB	CS	OBP	SLG	
Walker, Kirk	.000	1	4	0	0	0	0	0	0	0	0	1	0	0	.000	.000	
Ware, L.V.	.251	115	367	40	92	19	6	7	33	144	21	98	14	10	.315	.392	
Weaver, Matthew	.179	12	39	5	7	0	1	1	4	12	3	12	0	0	.238	.308	
Whitmer, Jace	.107	8	28	0	3	2	0	0	1	5	0	7	0	0	.107	.179	
*Wiley, Keenan	.285	102	358	59	102	11	5	1	24	126	22	66	19	5	.338	.352	
Team Total	.262	138	4578	579	1198	280	38	90	528	1824	335	924	110	57	.320	.398	
PITCHERS	W-L	PCT	ERA	G	GS	CG	SHO	SV	IP	H	R	ER	HR	HB	BB	SO	WP
Brewer, Caleb	1-2	.333	5.14	4	4	0	0	0	21.0	19	13	12	2	0	20	13	3
*Bucher, Ryan	2-5	.286	3.59	34	0	0	0	15	42.2	36	18	17	3	6	22	49	5

2011 STATISTICS

PITCHERS	W-L	PCT	ERA	G	GS	CG	SHO	SV	IP	H	R	ER	HR	HB	BB	SO	WP
Butts, Brett	0-0	.000	0.00	1	0	0	0	0	1.0	0	0	0	0	0	1	1	0
Cardenas, Eliecer	4-3	.571	0.79	40	0	0	0	7	56.2	31	12	5	1	4	29	75	8
Castro, Yelmar	0-0	.000	10.38	4	0	0	0	0	4.1	4	6	5	0	0	6	8	0
*Crim, Matt	2-8	.200	5.88	29	8	0	0	0	72.0	108	55	47	7	5	22	47	2
*Delgado, Dimasthor	9-6	.600	3.94	23	17	0	0	0	96.0	86	50	42	8	6	48	77	5
Frevert, Matthew	1-3	.250	8.25	10	0	0	0	1	12.0	13	11	11	4	0	5	11	0
Hale, David	4-6	.400	4.10	28	13	1	0	0	101.0	106	52	46	9	10	30	86	7
Haynes, Jeremy	2-1	.667	6.14	26	0	0	0	0	36.2	38	30	25	5	1	33	33	4
Jurik, Dan	0-0	.000	3.45	7	2	0	0	0	15.2	15	6	6	3	1	9	13	3
Kemp, Willie	3-5	.375	6.75	13	7	0	0	0	46.2	57	37	35	10	1	22		

2011 STATISTICS

2011 POTOMAC NATIONALS INDIVIDUAL STATISTICS (W-L Record 68-71)

BATTERS	AVG	G	AB	R	H	2B	3B	HR	RBI	TB	BB	SO	SB	CS	OBP	SLG
#Bloxxom, Justin	.259	88	320	36	83	20	3	9	45	136	36	75	2	3	.331	.425
Cuevas, Justino	.323	19	65	7	21	4	1	2	12	33	2	18	1	0	.333	.508
*Curran, Chris	.149	21	47	4	7	1	0	0	1	8	4	13	2	2	.231	.170
Dykstra, Cutter	.212	94	306	26	65	11	1	1	27	81	21	82	12	4	.265	.265
Gilbert, Archie	.316	5	19	2	6	1	0	0	2	7	2	3	5	0	.409	.368
Hague, Rick	.357	4	14	4	5	2	0	1	4	10	2	1	1	0	.438	.714
Higley, J.R.	.234	69	209	36	49	13	0	6	23	80	23	61	5	2	.339	.383
Hood, Destin	.276	128	463	61	128	29	5	13	83	206	58	96	21	6	.364	.445
King, Stephen	.250	21	72	9	18	6	0	2	6	30	5	21	1	0	.341	.417
Kobernus, Jeff	.282	124	489	67	138	22	4	7	52	189	21	87	53	8	.313	.387
#Leon, Sandy	.251	109	370	36	93	21	1	6	43	134	33	69	1	3	.312	.362
#Lozada, Jose	.256	99	313	50	80	22	5	6	34	130	33	69	8	4	.340	.415
Mayo, Jeremy	.167	5	12	1	2	1	0	0	0	3	2	7	0	1	.286	.250
Nicol, Sean	.156	14	45	8	7	1	0	0	3	8	6	11	0	0	.255	.178
#Niato, Adrian	.200	2	5	1	1	0	0	0	0	1	1	2	0	0	.333	.200
Peacock, Brian	.237	60	186	21	44	9	1	2	20	61	18	59	7	3	.303	.328
Perez, Eury	.283	119	424	54	120	9	2	1	41	136	22	63	45	15	.319	.321
*Ramirez, J.P.	.223	85	310	38	69	14	1	7	29	106	21	57	3	1	.275	.342
Rodriguez, Ivan	.333	1	3	1	1	0	0	1	1	4	0	0	0	0	.333	1.333
#Soriano, Francisco	.229	88	284	48	65	15	3	6	37	104	55	51	16	4	.360	.366
Souza, Steven	.228	122	390	58	89	17	2	11	56	143	75	131	25	9	.360	.367
#Walters, Zach	.293	30	116	15	34	7	1	0	11	43	8	33	7	1	.336	.371
Zimmerman, Ryan	.400	3	10	0	4	2	0	0	1	6	1	1	0	0	.455	.600
Team Total	.252	139	4472	583	1129	227	30	81	531	1659	449	1010	215	66	.326	.371

PITCHERS	W-L	PCT	ERA	G	GS	CG	SHO	SV	IP	H	R	ER	HR	HB	BB	SO	WP
*Bronson, Evan	5-5	.500	3.64	23	12	0	0	0	96.1	103	43	39	9	6	28	55	3
Caldera, Alex	0-1	.000	16.71	3	2	0	0	0	7.0	16	13	13	5	0	3	6	0
*Clegg, Mitchell	4-7	.364	5.50	29	11	0	0	0	88.1	120	74	54	6	6	28	38	3
Davis, Erik	0-5	.000	6.75	6	6	1	0	0	33.1	37	26	25	2	5	16	24	0
*Demmin, Ryan	0-0	.000	10.03	8	0	0	0	0	11.2	16	13	13	6	2	6	9	0
Demmy, Paul	10-10	.500	4.32	26	26	0	0	0	143.2	144	79	69	18	13	54	108	9
Frias, Marcos	3-3	.500	2.63	43	4	0	0	2	75.1	56	23	22	6	4	28	67	2
Gaudin, Chad	0-0	.000	0.00	1	1	0	0	0	1.0	0	0	0	0	0	0	0	0
Holder, Trevor	3-8	.273	5.77	19	14	1	0	0	87.1	107	60	56	7	7	9	51	5
Holland, Neil	4-0	1.000	2.73	20	0	0	0	1	29.2	21	9	9	1	3	9	20	0
Lehman, Pat	2-0	1.000	1.72	13	0	0	0	7	15.2	9	4	3	0	0	11	2	
Lozada, Jose	0-0	.000	45.00	1	0	0	0	0	1.0	5	5	5	2	0	0	0	0
Martin, Rafael	1-0	1.000	1.13	6	0	0	0	0	8.0	6	2	1	0	0	2	10	1
Martinez, Carlos	0-2	.000	13.50	4	0	0	0	0	3.1	7	5	5	0	0	0	0	0
Mock, Garrett	0-0	.000	0.00	1	1	0	0	0	6.0	4	0	0	0	0	2	6	0
Morrison, Kyle	0-0	.000	4.91	5	0	0	0	0	7.1	11	5	4	1	0	5	7	0
Nelo, Hector	1-0	1.000	2.40	36	0	0	0	18	41.1	32	17	11	0	0	16	35	3
Olbrychowski, Adam	5-7	.417	4.16	31	15	0	0	1	101.2	99	53	47	6	4	56	78	13
Peacock, Brian	0-0	.000	0.00	1	0	0	0	0	1.0	2	0	0	0	0	1	0	0
*Rosenbaum, Daniel	6-5	.545	2.59	20	19	2	1	0	132.0	113	52	38	4	7	41	108	7
Selik, Cameron	4-9	.308	4.52	22	16	3	0	0	91.2	91	57	46	6	8	26	52	10
*Smoker, Josh	5-2	.714	2.31	46	0	0	0	2	50.2	32	16	13	4	3	37	56	6
*Solis, Sammy	6-2	.750	2.72	10	10	0	0	0	56.1	61	20	17	5	2	11	53	1
Strasburg, Stephen	0-0	.000	0.00	1	1	0	0	0	3.0	2	0	0	0	0	0	5	0
*Testa, Joe	6-2	.750	1.42	39	0	0	0	2	38.0	26	13	6	1	5	24	34	1
Wang, Chien-Ming	0-0	.000	0.00	1	1	0	0	0	4.0	1	0	0	0	0	2	2	1
Weaver, Dean	1-1	.500	9.37	13	0	0	0	0	16.1	22	17	17	4	3	7	7	2
Wort, Rob	2-2	.500	4.42	34	0	0	0	3	36.2	32	21	18	3	5	27	37	2
Team Total	68-71	.489	4.00	139	139	7	8	36	1187.2	1175	627	528	96	83	438	879	71

2011 SALEM RED SOX INDIVIDUAL STATISTICS (W-L Record 64-75)

BATTERS	AVG	G	AB	R	H	2B	3B	HR	RBI	TB	BB	SO	SB	CS	OBP	SLG
Almanzar, Michael	.182	61	220	18	40	8	0	2	15	54	9	55	3	3	.223	.245
Bermudez, Ronald	.194	9	31	5	6	3	0	0	3	9	2	4	1	0	.265	.290
Brentz, Bryce	.274	75	288	48	79	15	1	19	58	153	26	80	1	1	.336	.531
Butler, Dan	.247	91	312	39	77	20	0	11	66	130	45	56	4	1	.350	.417
Dominguez, Drew	.200	2	5	1	1	0	0	0	0	1	1	3	0	0	.429	.200
Escobar, Leonel	.200	4	10	0	2	0	0	0	0	2	1	2	0	0	.273	.200
#Frias, Vladimir	.197	24	71	10	14	4	0	3	13	27	9	16	4	4	.313	.380
BATTERS	AVG	G	AB	R	H	2B	3B	HR	RBI	TB	BB	SO	SB	CS	OBP	SLG
Garcia, Joantoni	.333	2	6	0	2	0	0	0	0	2	0	2	0	1	.333	.333
*Gentile, Zach	.273	80	253	33	69	10	1	0	20	81	31	42	3	2	.366	.320
Gibson, Derrick	.240	128	445	56	107	20	3	1	30	136	48	86	24	9	.321	.306
*Hazelbaker, Jeremy	.279	34	122	26	34	9	0	5	14	58	20	34	12	6	.389	.475
Head, Miles	.254	63	232	27	59	12	1	7	29	94	20	56	0	2	.328	.405
*Hissey, Peter	.241	97	378	38	91	25	3	2	41	128	25	93	27	11	.297	.339
Kang, James	.189	14	37	2	7	1	0	0	2	8	3	11	1	0	.268	.216
*Mailman, David	.212	79	260	27	55	20	1	6	25	95	31	70	7	3	.297	.365
Meneses, Heiker	.356	26	101	23	36	9	5	1	13	58	8	24	6	1	.416	.574
*Padron, Jorge	.248	60	226	26	56	12	3	2	27	80	21	25	0	0	.317	.354

2011 STATISTICS

BATTERS	AVG	G	AB	R	H	2B	3B	HR	RBI	TB	BB	SO	SB	CS	OBP	SLG
Pelely, Josue	.276	36	123	17	34	6	0	0	9	40	7	27	4	1	.311	.325
#Pichardo, Wilfred	.244	23	86	8	21	4	1	0	6	27	3	28	2	5	.272	.314
Rodriguez, Reynaldo	.317	56	202	44	64	24	1	9	43	117	27	43	7	2	.397	.579
Spring, Matt	.250	24	88	13	22	7	0	7	23	50	6	32	0	1	.298	.568
#Valdez, Alex	.243	39	140	13	34	11	2	1	15	52	13	40	4	1	.303	.371
Vitek, Kolbrin	.281	123	473	78	133	22	6	3	43	176	45	102	12	3	.350	.372
Wagner, Mark	.264	26	87	14	23	4	0	4	14	39	14	16	1	0	.365	.448
Wilkinson, Shannon	.															

2011 STATISTICS

PITCHERS	W-L	PCT	ERA	G	GS	CG	SHO	SV	IP	H	R	ER	HR	HB	BB	SO	WP
Herrera, Kelvin	2-1	.667	0.61	8	0	0	0	1	14.2	8	1	1	0	2	12	0	
*Keck, Jon	0-2	.000	5.56	14	0	0	0	4	22.2	26	15	14	0	2	11	21	5
*Lafferty, Brendan	2-3	.400	4.57	19	0	0	0	1	43.1	51	28	22	4	2	15	33	6
Mariot, Michael	8-4	.667	3.41	28	9	0	0	5	100.1	99	47	38	7	2	21	80	9
*Marks, Justin	8-8	.500	3.98	28	22	2	0	0	144.2	144	66	64	14	3	49	140	5
Melville, Timothy	11-10	.514	4.32	29	25	0	0	0	135.1	152	73	65	7	12	53	108	11
Odenbach, Dusty	2-3	.400	3.50	20	0	0	0	0	46.1	38	20	18	4	4	25	36	3
Odorizzi, Jake	5-4	.556	2.87	15	15	0	0	0	78.1	68	30	25	4	2	22	103	6
Paukovits, Bryan	2-3	.400	3.46	31	0	0	0	7	54.2	52	33	21	1	3	17	46	8
Pimentel, Elisaul	6-7	.462	3.59	26	22	1	0	1	133.0	129	60	53	10	1	31	105	5
Rivers, Alex	0-0	.000	0.00	1	0	0	0	0	2.0	0	0	0	0	0	0	1	0
Sample, Tyler	7-12	.368	5.25	27	22	0	0	0	130.1	146	95	76	11	11	58	86	8
Stueve, Andrew	1-0	1.000	0.00	2	0	0	0	0	3.0	0	0	0	0	0	3	0	0
Volz, Kendal	1-0	1.000	1.64	6	0	0	0	0	11.0	11	3	2	0	0	1	7	0
*Volz, Kendal	3-3	.500	3.03	37	0	0	0	3	62.1	53	22	21	6	2	13	63	3
White, Cole	1-0	1.000	1.69	2	0	0	0	1	5.1	5	1	1	0	0	2	4	0
Team Total	66-72	.478	3.86	138	138	3	10	34	1181.2	1164	592	507	80	50	378	1079	86

2011 WINSTON-SALEM DASH INDIVIDUAL STATISTICS (W-L Record 69-71)

BATTERS	AVG	G	AB	R	H	2B	3B	HR	RBI	TB	BB	SO	SB	CS	OBP	SLG
Blanke, Michael	.236	68	237	25	56	9	0	7	25	86	22	43	0	0	.303	.363
Bour, Jason	.183	38	120	9	22	4	0	1	9	29	8	34	0	0	.233	.242
*Ciolli, Nick	.264	113	375	54	99	17	6	14	62	170	39	118	7	8	.333	.453
Colligan, Kyle	.202	90	252	34	51	11	2	8	30	90	46	69	6	4	.286	.357
*Davis, Kyle	.096	15	52	0	5	2	0	0	2	7	0	21	0	0	.113	.135
*Dubler, Kevin	.306	12	36	10	11	3	0	3	10	23	4	4	0	0	.381	.639
Eveland, Kyle	.091	6	11	1	1	0	0	0	0	1	1	5	0	0	.167	.091
Gac, Ian	.279	140	516	91	144	31	1	33	96	276	58	144	0	1	.358	.535
Martinez, Jose	.314	80	315	45	99	13	3	5	29	133	13	44	2	3	.344	.422
*Mitchell, Jared	.222	129	477	74	106	31	8	9	58	180	52	183	14	6	.304	.377
Oester, Jake	.252	38	123	10	31	6	1	1	17	42	7	36	0	2	.295	.341
Saladino, Tyler	.270	102	397	75	107	26	9	16	55	199	51	90	7	7	.363	.501
Shelton, Kyle	.263	17	57	5	15	5	1	1	9	25	4	11	0	2	.317	.439
Shoemaker, Brady	.273	19	66	9	18	3	0	0	12	21	9	16	0	1	.351	.318
*Sierra, Luis	.221	63	213	24	47	12	1	4	27	73	19	45	1	2	.286	.343
Silverio, Juan	.276	45	170	28	47	10	3	4	27	10	41	2	1	2	.322	.441
*Spatola, John	.161	10	31	0	5	2	0	0	1	7	2	8	0	1	.206	.226
*Wagner, Daniel	.256	132	481	60	123	14	4	1	28	148	31	64	25	12	.300	.308
*Wilkins, Andy	.278	134	493	72	137	33	0	23	89	239	56	91	2	2	.349	.485
*Yount, Austin	.214	62	187	18	40	9	2	3	15	62	23	52	1	0	.300	.332
Team Total	.253	140	4609	644	1164	241	41	133	601	1886	455	1119	67	53	.322	.409

PITCHERS	W-L	PCT	ERA	G	GS	CG	SHO	SV	IP	H	R	ER	HR	HB	BB	SO	WP
Ballingier, Jimmy	4-2	.667	5.23	18	0	0	0	1	41.1	49	26	24	4	4	16	33	4
Bassitt, Chris	0-0	.000	5.40	1	0	0	0	0	1.2	2	1	1	0	1	0	1	0
Bayne, Cameron	12-8	.600	3.65	23	23	0	0	0	148.0	131	69	60	11	6	51	79	3
Blough, Bryan	0-0	.000	13.50	1	0	0	0	0	1.1	5	2	2	0	0	0	1	0
Buch, Ryan	4-4	.500	4.92	11	11	0	0	0	56.2	52	34	31	10	5	23	48	2
Cassel, Justin	0-0	.000	0.79	5	1	0	0	0	11.1	14	5	1	0	0	2	4	1
Collop, Justin	2-3	.400	4.17	15	6	0	0	0	41.0	41	21	19	3	4	13	30	2
Corley, Tyson	0-1	.000	0.00	3	0	0	0	2	4.0	4	5	0	0	0	1	2	0
Doyle, Terry	1-5	.167	2.84	11	1	1	0	0	73.0	71	27	23	3	2	11	49	2
*Furnish, Brad	0-2	.000	8.49	4	3	0	0	0	11.2	15	12	11	0	1	7	7	2
Hunt, Leroy	3-3	.500	4.08	25	0	0	0	3	46.1	47	24	21	3	2	32	28	5
*Johnson, Garrett	0-0	.000	4.32	6	0	0	0	0	8.1	7	4	4	0	0	6	5	0
Kloess, Brandon	2-2	.500	2.77	21	0	0	0	6	39.0	31	17	12	3	1	13	43	2
Kusssmaul, Ryan	3-1	.750	2.51	41	0	0	0	6	57.1	33	19	16	2	1	21	88	3
Patrick, Jacob	4-7	.364	4.39	13	13	0	0	0	67.2	71	39	33	3	3	26	46	5
Reed, Addison	2-0	1.000	1.59	15	0	0	0	1	28.1	21	8	5	1	2	4	39	3
Rienzo, Andre	6-5	.545	3.41	25	22	1	1	0	116.0	108	50	44	4	3	66	118	16
*Rodriguez, Santos	2-3	.400	3.77	40	5	0	0	2	62.0	70	31	26	4	3	33	49	8
*Santiago, Hector	2-3	.400	3.68	8	8	0	0	0	44.0	38	18	18	7	3	14	43	3
Santos, Orlando	3-1	.750	4.47	27	0	0	0	1	48.1	47	24	24	3	1	22	46	4
Sauer, Stephen	1-0	1.000	4.50	5	0	0	0	0	8.0	8	4	4	0	1	4	5	0
*Serafin, Joseph	5-11	.313	5.52	25	24	0	0	0	132.0	166	86	81	16	5	49	75	8
Shirek, Charles	0-1	.000	7.04	10	0	0	0	0	15.1	21	13	12	2	2	4	11	0
Thompson, Taylor	7-2	.778	2.52	41	0	0	0	15	53.2	42	20	15	1	3	25	51	2
Van Skike, Jason	0-0	.000	0.00	1	0	0	0	0	2.0	1	1	0	0	0	0	3	1
*Whisler, Wes	0-1	.000	67.50	3	0	0	0	0	0.2	1	5	5	0	1	6	1	2
*Wicksat, Matt	6-6	.500	4.03	23	13	0	0	0	91.2	93	49	41	11	0	26	84	4
Team Total	69-71	.493	3.96	140	140	2	12	37	1210.2	1189	614	533	91	54	476	989	82

KEY: * - lefthanded hitter/pitcher, # - switch hitter, 1 - first team if player was with multiple teams during the season, 1 - total for players with more than one team during the season

2011 STATISTICS

2011 GRAND SLAM HOME RUNS

DATE	BATTER	TEAM	OPPONENT	PITCHER
Apr-23	Daniel Butler	Salem	Potomac	Marcos Frias
Apr-24	John Whittleman	Wilmington	Winston-Salem	Timothy Collop
May-3	Zach Zaneski	Myrtle Beach	Potomac	Mitchell Clegg
May-4	Miguel Abreu	Frederick	Winston-Salem	Joseph Serafin
May-16	Braeden Schlehuber	Lynchburg	Kinston	Travis Turek
May-30	Daniel Butler	Salem	Lynchburg	Matthew Frevert
May-30	Casey Frawley	Kinston	Wilmington	Timothy Melville
May 31	Geraldo Rodriguez	Lynchburg	Salem	Anatanaer Batista
Jul-5	J.P. Ramirez	Potomac	Wilmington	Tyler Sample
Aug-2	Nick Ciolli	Winston-Salem	Wilmington	Tyler Sample
Aug-5	Juan Silverio	Winston-Salem	Frederick	Nathan Moreau
Aug-19	Jesus Aguilar	Kinston	Myrtle Beach	Tyler Sample
Aug-28	Jeremie Tice	Kinston	Lynchburg	Caleb Brewer
Aug-28	Andy Wilkins	Winston-Salem	Myrtle Beach	Wilfredo Boscan
Sep-3	Adam Abraham	Kinston	Potomac	Josh Smoker
Sep-5	Peter Hissey	Salem	Myrtle Beach	Ryan Kelly

23 INNING GAME

June 12, 2011 at Grainger Stadium, Kinston

KINSTON INDIANS

Player Pos	AB	R	H	2B	3B	HR	RBI	BB	SO	AVG
Holt LF	6	0	0	0	0	0	0	2	4	.262
Burnette 1B	3	0	0	0	0	0	0	2	2	.225
Frawley 2B	11	0	2	0	0	1	0	6	21	.212
Greenwell RF	0	0	0	0	0	0	0	0	0	.261
a-Cid PH-RF	0	0	2	1	0	0	0	4	1	.185

ALL TIME RECORDS

OVERALL

Hits	208	Oswaldo Olivares, Salem, 1977
Runs	161	Woody Fair, Durham, 1946
Batting	.391	Harry Sullivan, Raleigh, 1947
Home Runs	55	Leo (Muscle) Shoals, Reidsville, 1949
Doubles	52	Joey Terdoslavich, Lynchburg 2011
Triples	17	David Arrington, Salem, 1968 Mike Cameron, Prince William, 1994
Runs Batted In	166	Leon Wagner, Danville, 1956
Total Bases	365	Leo (Muscle) Shoals, Reidsville, 1949
Stolen Bases	109	Esix Snead, Potomac, 2000
Caught Stealing	35	Esix Snead, Potomac, 2000
Sacrifices	33	Joe Faraci, Greensboro, 1963
Sacrifice Flies	16	Adam Johnson, Durham, 1997
Strikeouts	211	Glenallen Hill, Kinston, 1985
Walks	161	Gerald Davis, Salem, 1981
Hit by Pitch	30	Seth Loman, Winston-Salem, 2010 Jared Prince, Myrtle Beach, 2011
At-Bats	624	Mike Hafenecker, Burlington, 1950
Games	154	Andrew Piesik, Reidsville, 1950 Curt Flood, Hi-Toms, 1956 Karl Kuehl, Hi-Toms, 1956 Doug Hubacek, Greensboro, 1956



Ossie Olivares had a record 208 hits as a 1977 Salem Pirate.

MOST HITS IN SUCCESSION

12 Kenneth Kuhn, Burlington, 1958 (3 games)

SUCCESSIVE GAMES HIT SAFELY

31	Orge Pat Cooper, Martinsville, 1948
30	Thomas (Reid) Nichols, Winston-Salem, 1979
28	Danny Briner, Durham, 1961
27	Ernie Showfety, Greensboro, 1948
26	Samuel Parrilla, Raleigh-Durham, 1969

MOST RUNS, ONE GAME

6	Roy Williamson, Greensboro, May 14, 1945 Leo (Muscle) Shoals, Reidsville, Aug 25, 1949 Jim Miller, Reidsville, Sept 5, 1949 Bobby Lyons, Fayetteville, June 10, 1954 Larry Elliott, Wilson, Aug 7, 1959 James Kuehner, Burlington, May 10, 1970 John Shaw, Kinston, July 8, 1972 Jeff Wetherby, Durham, Aug 8, 1986 John Rigos, Salem, June 6, 1987 Mike Easley, Kinston, May 4 1991
---	---

MOST HITS, ONE GAME

7 Louis Sander, Winston-Salem, July 11, 1945

MOST DOUBLES HIT, ONE GAME

4	Ralph Hodgkin, Winston-Salem, July 13, 1954 Bill Fowler, Fayetteville, June 12, 1955 Hal McRae, Peninsula, Aug 26, 1966 Luis Aguayo, Peninsula, May 8, 1977 Dan Norman, Hagerstown, May 13, 1986 Lenny Bell, Winston-Salem, July 21, 1989 Russell Branyan, Kinston, April 5, 1997 Darren Fenster, Wilmington, May 5, 2004 Nick Markakis, Frederick, April 28, 2005
---	--

ALL TIME RECORDS

MOST TRIPLES HIT, ONE GAME

3	Dolson (Doc) Ayers, Wilson, June 23, 1956 Johnny Tutt, Hagerstown, July 29, 1982 Chone Figgins, Salem, June 7, 2000
---	---

MOST HOME RUNS, ONE GAME

Many players tied at 3 (last five)
May 3, 2008, John Shelby, Winston Salem vs. Wilmington
(May 16, 2007, Chris Gimenez, Kinston vs. Frederick)
(July 26, 2007, Armando Camacaro, Kinston vs. Wilmington)
(July 22, 2006, Louis Santangelo, Salem vs. Frederick)
(May 21, 2006, Ryan Goleski, Kinston vs. Frederick)

MOST HOME RUNS, ONE INNING

2	Harry Sullivan, Raleigh, July 26, 1946 Joe Cunningham, Winston-Salem, July 22, 1951, (All-Star Game) Tommy Murray, Durham, June 18, 1962 Gary Pellant, Alexandria, April 29, 1979 Mark Gillaspie, Salem, April 18, 1982 Eli Ben, Salem, May 25, 1985 Phil Plantier, Lynchburg, Aug 20, 1989 Armando Romero, Salem, May 13, 1990 Jimmy Hurst, Prince William, June 23, 1994 Dee Haynes, Potomac, July 17, 2001
---	--

MOST GRAND SLAMS, ONE SEASON

7 Chuck Weatherspoon, Wilson, 1961

MOST GRAND SLAMS, ONE GAME

2	Chuck Weatherspoon, Wilson, May 2, 1961 Brian Greer, Salem, May 4, 1981 Dave Falcone, Hagerstown, June 9, 1986
---	--

MOST GRAND SLAMS IN SUCCESSION

2 Chuck Weatherspoon, Wilson, May 2, 1961

MOST RUNS BATTED IN, ONE GAME

11 Dave Falcone, Hagerstown, June 9, 1986

MOST RUNS BATTED IN, ONE INNING

6	Jackie Davis, Hi-Toms, July 28, 1958 Cliff Johnson, Raleigh-Durham, May 5, 1970 Jack Voigt, Frederick, Aug 3, 1989
---	--

MOST BASES ON BALLS, ONE GAME

7 Marvin Clack, Alexandria, May 20, 1983

MOST STOLEN BASES, ONE GAME

5	Albert Hall, Durham, May 30, 1980 Johnny Tutt, Hagerstown, Aug 14, 1982 Kohichi Ogata, Peninsula, Aug 18, 1989 Esix Snead, Potomac, May 28, 1999
---	---

MOST TIMES STRUCK OUT, ONE GAME

7	Thomas Epperly, Lynchburg, Aug 20, 1972 (18 innings)
6	John Crawford, Kinston, April 28, 1979 (12 innings) Keith Thomas, Salem, May 13, 1993 (13 innings)

ALL TIME RECORDS

MOST TIMES STRUCK OUT, ONE GAME (continued)

- Ryan Darr, Potomac, April 7, 2000 (15 innings)
 Troy Farnsworth, Potomac, July 31, 2000 (17 innings)
 Jon Helguist, Salem, June 1, 2004 (14 innings)
 5 Andy Fox, Prince William, Aug 18, 1991 (9 innings)
 Brad Ripplemeyer, Durham, June 29, 1992 (9 innings)
 Bruce Aven, Kinston, July 23, 1995 (9 innings)
 Al Shirley, Wilmington, April 19, 1996 (9 innings)
 Jason Lecronier, Frederick, July 14, 1996 (10 innings)
 Ramon Gomez, Winston-Salem, May 29, 1997 (9 innings)
 Jason Woolf, Prince William, July 11, 1997 (10 innings)
 Alexander Hernandez, Lynchburg, July 22, 1997 (11 innings)
 Aaron Gentry, Potomac, Aug 20, 1999 (11 innings)
 Brandon Berger, Wilmington, May 19, 2000 (9 innings)
 Patrick O'Sullivan, Frederick, May 4, 2003 (10 innings)
 Greg Blanco, Myrtle Beach, July 20, 2003 (9 innings)
 Brian Kirby, Kinston, Aug 6, 2003 (11 innings)
 Christopher Vinyard, Frederick, April 10, 2008
 Brandon Hicks, Myrtle Beach, May 27, 2008


MOST TOTAL BASES, ONE GAME

- 15 Leo (Muscle) Shoals, Reidsville, at Durham, June 12, 1949
(three homers, one double and one single)
 Albert Cleary, Raleigh, at Durham, July 27, 1952
(three homers, one double and one single)
 Frank Wehner, Winston-Salem, at Durham, July 9, 1955
(three homers and one triple)
 Robert Machado, Prince William, Aug 13, 1994
(three homers, three singles)

MOST CONSECUTIVE PINCH HITS

- 8 Rocky Skalisky, Peninsula, April 23–June 25, 1976

Hall of Famer Carl Yastrzemski led the league with a .377 average for the 1959 Raleigh Capitals



SINGLE SEASON PERFORMANCES

BATTING

- .391---Harry Sullivan, Raleigh 1947
 .385---William Duke, Durham 1947
 .380---Thomas Wright, Durham 1946
 .377---Carl Yastrzemski, Raleigh 1959
 .376---Joseph Socey, Martinsville 1946
 .376---Orge Pat Cooper, Martinsville 1947
 .373---Edwin (Eddie) Morgan, Martinsville 1948
 .370---Oswaldo Olivares, Salem 1977
 .370---Jim Negrych, Lynchburg 2008
 .369---Will Culmer, Peninsula 1980
 .368---Robert Wellman, Martinsville 1947
 .368---Fred Pacitto, Durham 1947

RBI

- 166---Leon Wagner, Danville 1956
 161---Woody Fair, Durham 1946
 137---Leo (Muscle) Shoals, Reidsville 1949
 136---Bert Barth, Rocky Mount 1962
 129---Russell Sullivan, Danville 1948
 128---Bill Nagel, Leaksville 1947
 128---Curt Flood, Hi-Toms 1956
 127---Ray Jablonski, Winston-Salem 1951
 126---Walter Hobson, Leaksville 1946
 125---Ed Olivares, Winston-Salem 1960
 125---Wayne Harris, Greensboro 1946
 123---Don Buddin, Greensboro 1953
 123---Chuck Weatherspoon, Wilson 1961
 123---Orge Pat Cooper, Martinsville 1948
 123---M. Joseph Kratzer, Martinsville 1948

HOME RUNS

- 55---Leo (Muscle) Shoals, Reidsville 1949
 51---Leon Wagner, Danville 1956
 49---Tolia Solaita, Hi-Toms 1968
 41---Gus Zernial, Burlington 1946
 38---James Pokal, Fayetteville 1954
 38---Woody Fair, Danville 1949
 35---Russell Sullivan, Danville 1948
 35---Emil Showfety, Greensboro 1949
 35---Ed Olivares, Winston-Salem 1960
 34---Gerald Davis, Salem 1981
 34---Daniel Peoples, Kinston 1997
 33---Bert Barth, Rocky Mount 1962
 33---Ian Gac, Winston-Salem 2011
 32---Bubba Smith, Peninsula 1992
 32---Guy Morton, Greensboro 1954
 32---Jack Hussey, Fayetteville 1954
 32---Joseph Lis, Tidewater 1968
 32---Cody Johnson, Myrtle Beach, 2009

DOUBLES

- 52---Joseph Terdoslavich, Lynchburg 2011
 51---Woody Fair, Durham 1946
 50---Lawrence (Crash) Davis, Durham 1948
 50---Carlos Lee, Winston-Salem 1997
 49---James Halkard, Greensboro 1949
 48---Steve Demeter, Durham 1954

- 47---Ernesto Mejia, Myrtle Beach 2008
 46---Orge Pat Cooper, Martinsville 1948
 45---John Carenbauer, Danville 1945
 45---Ray Jablonski, Winston-Salem 1951
 45---Scott Cooper, Lynchburg 1988
 45---Frank Diaz, Potomac 2005
 45---William Brown, Danville 1949
 44---Joe Pancoe, Reidsville 1952
 44---Walter Hobson, Leaksville 1946
 44---Aug Granzig, Leaksville 1945
 43---Robert Caldwell Danville, 1953
 43---Garrett Atkins, Salem 2001
 43---Richard Woodard, Burlington 1948
 43---Tyler Moore, Potomac, 2010
 42---Bob Worthington, Winston-Salem 1947
 42---Willie Duke, Durham 1947
 42---Rod Bair, Salem 1998
 42---Cory Sullivan, Salem 2002
 42---Rudolph Tanner, Raleigh 1953

TRIPLES

- 17---David Arrington, Salem 1968
 17---Mike Cameron, Prince William 1994
 16---Charles Woddall, Burlington 1947
 16---Frank Grundler, Lynchburg 1974
 16---Marcus Lawton, Lynchburg 1986
 15---Jaime Almendro, Danville 1945
 15---Don Butzer, Greensboro 1946
 15---Tom Martin, Raleigh 1949
 15---Benny de la Rosa, Salem 1980
 15---James Lamb, Greensboro 1947
 14---William Evans, Burlington 1950
 14---Samuel Parrilla, Burlington 1964
 14---Oswaldo Olivares, Salem 1977
 14---Lenny Dykstra, Lynchburg 1983
 14---Chone Figgins, Salem 2000
 14---Patrick Haggerty, Durham 1949
 14---Paulo Orlando, Wilmington/W-S 2008

STOLEN BASES

- 109---Esix Snead, Potomac 2000
 105---Lenny Dykstra, Lynchburg 1983
 100---Albert Hall, Durham 1980
 88---Edwin Yan, Winston-Salem 2002
 84---Miguel Dilone, Salem 1974
 81---Tim Raines, Frederick 2000
 79---Ced Kandrums, Winston-Salem 1987
 77---Omar Moreno, Salem 1973
 77---Bob Dernier, Peninsula 1979
 77---Pete Stanicek, Hagerstown 1986
 77---Don Buford, Jr. Hagerstown 1988
 76---Ruddy Yan, Winston-Salem 2003
 72---Ed Stroud, Tidewater 1964

INDIVIDUAL BATTING. SEASON

BATTING CHAMPIONS

1945	Glenn Brundis, Danville	366
1946	Tom Wright, Durham	380
1947	Harry Sullivan, Raleigh	391
1948	Eddie Morgan, Martinsville	373
1949	William Brown, Danville	361
1950	Bill Evans, Burlington	338
1951	Ray Jablonski, Winston-Salem	363
1952	Emil Karlik, Durham	347
1953	Bill Radulovich, Durham	349
1954	Guy Morton, Greensboro	348
1955	Danny Morejon, Hi-Toms	324
1956	Curt Flood, Hi-Toms	340
1957	Eddie Logan, Hi-Toms	327
1958	Fred Valentine, Wilson	319
1959	Carl Yastrzemski, Raleigh	377
1960	Phil Linz, Greensboro	321
1961	Gates Brown, Durham	324
1962	Cesar Tovar, Rocky Mount	329
1963	Donald Bosch, Kinston	332
1964	Michael Page, Winston-Salem	344
1965	Edwin Stroud, Tidewater	341
1966	Jose Calero, Winston-Salem	330
1967	Van Kelly, Kinston	323
1968	Carlos May, Lynchburg	330
1969	Kenneth Huebner, Hi-Toms	324
1970	Rennie Stennett, Salem	326
1971	Art Howe, Salem	348
1972	Dave Parker, Salem	310
1973	Terry Whitfield, Kinston	335
1974	Frank Grundler, Lynchburg	335
1975	W. Ted Cox, Winston-Salem	305
1976	Rogers Lee Brown, Peninsula	349
1977	Oswaldo Olivares, Salem	370
1978	Ronald MacDonald, Lynchburg	325
1979	Patrick Kelly, Kinston	309
1980	Wil Culmer, Peninsula	369
1981	Brad Komminsk, Durham	322
1982	Rick Renteria, Alexandria	331
1983	Lenny Dykstra, Lynchburg	358
1984	Dave Magadan, Lynchburg	350
1985	Dave Martinez, Winston-Salem	342
1986	Gregg Jefferies, Lynchburg	354
1987	Leo Gomez, Hagerstown	326
1988	Bernie Williams, Prince William	335
1989	Luis Mercedes, Frederick	309
1990	Ken Ramos, Kinston	345
1991	Jeff McNeely, Lynchburg	322
1992	Corey Kapano, Winston-Salem	318
1993	Felix Colon, Lynchburg	320
1994	Harry Berrios, Frederick	348
1995	Mike Sweeney, Wilmington	310
1996	Sean Casey, Kinston	331
1997	Richard Short, Frederick	319
1998	Joe Crede, Winston-Salem	315
1999	Marcus Giles, Myrtle Beach	326
2000	Victor Rodriguez, Kinston	327
2001	Victor Martinez, Kinston	329
2002	Brad Hawpe, Salem	347
2003	Chris Shelton, Lynchburg	359
2004	Pat Osborn, Kinston	342
2005	Leo Daigle, Winston-Salem	341
2006	Carl Loadenthal, Myrtle Beach	323

INDIVIDUAL BATTING. SEASON

2007	Billy Hart, Salem	305
2008	Jim Negrych, Lynchburg	370
2009	Robert Widlansky, Frederick	340
2010	Eric Hosmer, Wilmington	354
2011	Andrelton Simmons, Lynchburg	311

RUNS BATTED IN

1945	John Carenbauer, Danville	121
1946	Woody Fair, Durham	161
1947	Bill Nagel, Leaksville	128
1948	Russell Sullivan, Danville	129
1949	Leo (Muscle) Shoals, Reidsville	137
1950	Woody Fair, Danville	103
1951	Ray Jablonski, Winston-Salem	127
1952	Dale Powell, Danville	
	Paul Owens, Winston-Salem	105
1953	Don Buddin, Greensboro	123
1954	Guy Morton, Greensboro	120
1955	Harold Holland, Danville	121
1956	Leon Wagner, Danville	166
1957	Ino Rodriguez, Danville	114
1958	Allen Milley, Danville	97
1959	Don Lock, Greensboro	122
1960	Ed Olivares, Winston-Salem	125
1961	Chuck Weatherspoon, Wilson	123
1962	Bert Barth, Rocky Mount	136
1963	Jim Price, Kinston	109
1964	Steve Whitaker, Greensboro	100
1965	Mike Derrick, Kinston	103
1966	Barry Morgan, Kinston	104
1967	Ron Allen, Tidewater	100
1968	Tolia Solaita, Hi-Toms	122
1969	Greg Luzinski, Raleigh-Durham	92
1970	Cliff Johnson, Raleigh-Durham	91
1971	Craig Kusick, Lynchburg	91
1972	Dave Parker, Salem	101
1973	G. Charles Erickson, Winston-Salem	101
1974	Randy Bass, Lynchburg	112
1975	Luther Wrenn, Salem	97
1976	Marshall Brant, Lynchburg	93
1977	Eugenio Cotes, Salem	102
1978	Ossie Virgil, Peninsula	98
1979	Michael Fitzgerald, Lynchburg	75
1980	Julio Franco, Peninsula	99
1981	Brad Komminsk, Durham	104
1982	Rick Renteria, Alexandria	100
1983	Dave Cochrane, Lynchburg	102
1984	Randy Day, Peninsula	103
1985	Shawn Abner, Lynchburg	89
1986	Craig Worthington, Hagerstown	105
1987	Casey Webster, Kinston	111
1988	Mickey Pina, Lynchburg	108
1989	Phil Plantier, Lynchburg	105
1990	Armando Romero, Salem	90
1991	Pete Castellano, Winston-Salem	87
1992	Andy Hartung, Winston-Salem	94
1993	Chad Mottola, Winston-Salem	91
1994	B.J. Waszgis, Frederick	100
1995	Richie Sexson, Kinston	85
1996	Johnny Isom, Frederick	104
1997	Aramis Ramirez, Lynchburg	114
1998	Joe Crede, Winston-Salem	88
1999	Andy Bevins, Potomac	97

INDIVIDUAL BATTING. SEASON

2000	Troy Farnsworth, Potomac	113
2001	Troy Cameron, Kinston	76
2002	Josh Bonifay, Lynchburg	102
2003	Walter Young, Lynchburg	87
2004	Casey Rogowski, Winston-Salem	90
2005	Leo Daigle, Winston-Salem	112
2006	Jordan Brown, Kinston	87
2007	Brad Corley, Lynchburg	89
2008	Ernesto Mejia, Myrtle Beach	93
2009	Brandon Waring, Frederick	90
2010	Tyler Moore, Potomac	111
2011	Ian Gac, Winston-Salem	96

DOUBLES

1945	John Carenbauer, Danville	45
1946	Woody Fair, Durham	51
1947	Bob Worthington, Winston-Salem	
	Willie Duke, Durham	42
1948	Lawrence (Crash) Davis, Durham	50
1949	James Halkard, Greensboro	49
1950	Russell Rac, Winston-Salem	
	Orge Pat Cooper, Burlington	35
1951	Ray Jablonski, Winston-Salem	45
1952	Joe Pancoe, Reidsville	44
1953	Robert Caldwell, Danville	43
1954	Steve Demeter, Durham	48
1955	Joe Cristello, Fayetteville	
	James McManus, Durham	34
1956	Willie McCovey, Danville	38
1957	Frank Kostro, Durham	34
1958	Phillip Jantze, Winston-Salem	36
1959	Carl Yastrzemski, Raleigh	34
1960	Ed Gary, Greensboro	
	John Roth, Winston-Salem	29
1961	Duke Sims, Burlington	36
1962	Cesar Tovar, Rocky Mount	35
1963	Ronnie Durham, Burlington	38
1964	Chris Coletta, Winston-Salem	32
1965	Tony Torchia, Winston-Salem	31
1966	Bernie Carbo, Peninsula	30
1967	Don Money, Winston-Salem	37
1968	John Mason, Winston-Salem	25
1969	Cesar Cedeno, Peninsula	32
1970	Robert Storm, Lynchburg	28
1971	Robert Beall, Peninsula	31
1972	Dave Parker, Salem	30
1973	Jeffrey Geach, Kinston	34
1974	Michael Bennett, Winston-Salem	
	Miguel Dilone, Salem	28
1975	John Hughes, Rocky Mount	30
1976	Marshall Brant, Lynchburg	32
1977	John Hughes, Peninsula	33
1978	Ronald MacDonald, Lynchburg	30
1979	Greg Walker, Peninsula	27
1980	John Csefalvai, Lynchburg	30
1981	John Schaive, Alexandria	33
1982	Francisco Melendez, Peninsula	33
1983	Ron Salcedo, Hagerstown	39
1984	Rey Quinonez, Winston-Salem	30
1985	Shawn Abner, Lynchburg	30
1986	Bob Bafia, Winston-Salem	36
1987	Leo Gomez, Hagerstown	38
1988	Scott Cooper, Lynchburg	45

INDIVIDUAL BATTING. SEASON

1989	Ken Pennington, Durham	34
1990	Russ Davis, Prince William	37
1991	Sean Moore, Lynchburg	30
1992	Jose Viera, Winston-Salem	32
1993	Marc Marini, Kinston	34
1994	Craig Wilson, Prince William	36
1995	Richie Sexson, Kinston	34
1996	Freddy Garcia, Lynchburg	39
1997	Carlos Lee, Winston-Salem	50
1998	Rod Bair, Salem	42
1999	Marcus Giles, Myrtle Beach	40
2000	Kevin Burford, Salem	40
2001	Garrett Atkins, Salem	43
2002	Cory Sullivan, Salem	42
2003	Ryan Doumit, Lynchburg	38
2004	Mike Aviles, Wilmington	40
2005	Frank Diaz, Potomac	45
2006	Francisco Caraballo, Salem	40
2007	Mitch Einertson, Salem	40
2008	Ernesto Mejia, Myrtle Beach	47
2009	Jody Mercer, Lynchburg	36
2010	Tyler Moore, Potomac	43
2011	Joseph Terdoslavich, Lynchburg	52

TRIPLES

1945	Jaime Almetro, Danville	15
1946	Don Butzer, Greensboro	15
1947	Charles Woddail, Burlington	16
1948	George Wright, Martinsville	
	James Lamb, Greensboro	13
1949	Tom Martin, Raleigh	15
1950	William Evans, Burlington	14
1951	Joe Cunningham, Winston-Salem	11
1952	Donald MacLean, Burlington	11
	Scott Quakenbush, Greensboro	11
1953	Jennings Edwards, Raleigh	13
1954	Robert Phillips, Reidsville	10
1955	Joseph LaMonica, Greensboro	13
1956	Dale Ferris, Durham	10
1957	Frank Kostro, Durham	12
1958	Rafael Alomar, Danville	
	Tony Curry, Hi-Toms	9
1959	Leo Smith, Durham	9
1960	Don Wert, Durham	12
1961	Robert Immediato, Burlington	10
1962	Aug Garrido, Burlington	12
1963	Arturo Lopez, Greensboro	12
1964	Samuel Parrilla, Burlington	14
1965	Franklin Coggins, Burlington	11
1966	Harvey Yancey, Peninsula	11
1967	Joe Sparks, Lynchburg	9
1968	David Arrington, Salem	17
1969	Howard Wood, Lynchburg	13
1970	Rennie Stennett, Salem	9
1971	Jose Gonzalez, Salem	13
1972	Ed Ott, Salem	10
1973	Dale Soderholm, Lynchburg	12
1974	Frank Grundler, Lynchburg	16
1975	Alberto Louis, Salem	
	Bobby Thompson, Lynchburg	10
1976	Rogers Lee Brown, Lynchburg	10
1977	Oswaldo Olivares, Salem	14
1978	Walter Backman, Lynchburg	

INDIVIDUAL BATTING. SEASON

	Elijah Bonaparte, Peninsula	
	Jerry McDonald, Winston-Salem	
	George Vukovich, Peninsula.....	9
1979	Robert Silverman, Kinston.....	12
1980	Benny de la Rosa, Salem.....	15
1981	William Beane, Lynchburg.....	9
1982	Jeff Stone, Peninsula.....	13
1983	Lenny Dykstra, Lynchburg.....	14
1984	Kash Beauchamp, Kinston	
	Stan Jefferson, Lynchburg.....	9
1985	Shawn Abner, Lynchburg.....	11
1986	Marcus Lawton, Lynchburg.....	16
1987	Tim Richardson, Hagerstown.....	9
1988	Derrick May, Winston-Salem.....	9
1989	Pat Kelly, Prince William.....	7
1990	Fabio Gomez, Kinston	
	Tim Hines, Salem.....	8
1991	Jerrone Williams, Winston-Salem.....	11
1992	Ramon Martinez, Salem.....	12
1993	Curtis Goodwin, Frederick.....	10
1994	Mike Cameron, Prince William.....	17
1995	Enrique Wilson, Kinston	
	Ricky Gutierrez, Kinston	
	Donovan Delaney, Wilmington.....	7
1996	David Glass, Kinston.....	9
1997	Ramon Gomez.....	12
1998	Juan Sosa, Salem.....	12
1999	Jason Ross, Myrtle Beach.....	13
2000	Chone Figgins, Salem.....	14
2001	Jose Castillo, Lynchburg	
	Javier Colina, Salem.....	7
2002	Jorge Piedra, Salem.....	12
2003	Michael Rodriguez, Salem.....	8
2004	Gregor Blanco, Myrtle Beach.....	9
2005	Robert Valido, Winston-Salem.....	7
2006	Victor Mercedes, Winston-Salem.....	8
2007	Quentin Davis, Myrtle Beach.....	11
2008	Paulo Orlando, Wilmington, Winston-Salem.....	14
2009	Alex Presley, Lynchburg.....	11
2010	Justin Greene, Winston-Salem.....	9
2011	Ryan Strausborger, Myrtle Beach	
	Tyler Saladino, Winston-Salem.....	9

HOME RUNS

1945	Aug Granzig, Leaksville;	
	Tommy Kirk, Martinsville;	
	Jerome Gutt, Martinsville;	
	Maurice Abrams, Martinsville.....	12
1946	Gus Zernial, Burlington.....	41
1947	Eugene Petty, Danville.....	31
1948	Russell Sullivan, Danville.....	35
1949	Leo (Muscle) Shoals, Reidsville.....	55
1950	Fred Vaughn, Greensboro.....	27
1951	Ray Jablonski, Winston-Salem	
	Carl Miller, Reidsville.....	28
1952	Dale Powell, Danville.....	25
1953	Jack Hussey, Raleigh.....	29
1954	James Pokel, Fayetteville.....	38
1955	Harold Holland, Danville.....	31
1956	Leon Wagner, Danville.....	51
1957	Eugene Oliver, Winston-Salem.....	30
	Bob Perry, Danville.....	30
1958	Bert Barth, Wilson	

INDIVIDUAL BATTING. SEASON

	Jackie Davis, Hi-Toms.....	25
1959	Don Lock, Greensboro.....	30
1960	Ed Olivares, Winston-Salem.....	35
1961	Chuck Weatherspoon, Wilson.....	31
1962	Bert Barth, Rocky Mount.....	33
1963	Walt Matthews, Durham.....	30
1964	Edwin Chasteen, Raleigh.....	28
1965	Mike Derrick, Kinston.....	28
1966	Barry Morgan, Kinston.....	28
1967	Hal King, Asheville.....	30
1968	Tolia Solaita, Hi-Toms.....	49
1969	Greg Luzinski, Raleigh-Durham.....	31
1970	Cliff Johnson, Raleigh-Durham.....	27
1971	Charlie Spikes, Kinston.....	22
1972	Robert Gorinski, Lynchburg.....	23
1973	James O'Bradovich, Lynchburg	
	Terry Whitfield, Kinston.....	18
1974	Randy Bass, Lynchburg.....	30
1975	Jim Morrison, Rocky Mount.....	20
1976	Marshall Brant, Lynchburg.....	23
1977	John Hughes, Peninsula.....	22
1978	Ossie Virgil, Peninsula.....	29
1979	Gary Pellant, Alexandria.....	18
1980	Craig Brooks, Winston-Salem.....	24
1981	Gerald Davis, Salem.....	34
1982	David Malpeso, Winston-Salem.....	29
1983	Ken Gerhart, Hagerstown.....	31
1984	Randy Day, Peninsula.....	29
1985	Jim Dickerson, Winston-Salem.....	28
1986	Ronnie Gant, Durham.....	26
1987	Hensley Meulens, Prince William.....	28
1988	Mickey Pina, Lynchburg.....	21
1989	Phil Plantier, Lynchburg.....	27
1990	Greg Blosser, Lynchburg.....	18
1991	Tracy Sanders, Kinston.....	18
1992	Bubba Smith, Peninsula.....	32
1993	Bubba Smith, Winston-Salem.....	27
1994	Toby Rumfield, Winston-Salem.....	29
1995	Juan Thomas, Prince William.....	26
1996	Jose Gullien, Freddy Garcia, Lynchburg.....	21
1997	Daniel Peoples, Kinston.....	34
1998	Mike Glavine, Kinston.....	22
1999	Andy Bevins, Potomac.....	25
2000	Troy Farnsworth, Potomac.....	23
2001	Doug Gredvig, Frederick.....	20
2002	Josh Bonifay, Lynchburg.....	26
2003	Chris Shelton, Lynchburg.....	21
2004	Brian Becker, Winston-Salem	
	Mark Saccomanno, Salem.....	22
2005	Thomas Collaro, Winston-Salem	
	Leo Daigle, Winston-Salem.....	29
2006	Jason Franz, Frederick.....	24
2007	Micah Schnurstein, Winston-Salem.....	25
2008	Ernesto Mejia, Myrtle Beach.....	21
2009	Cody Johnson, Myrtle Beach.....	32
2010	Tyler Moore, Potomac.....	31
2011	Ian Gac, Winston-Salem.....	33

STOLEN BASES

1945	Lewis King, Danville.....	65
1946	Hilliard Nance, Martinsville.....	61
1947	Del Duckworth, Leaksville/Durham.....	55

INDIVIDUAL BATTING. SEASON

1948	Tommy Martin, Raleigh	39
1949	Pat Haggerty, Durham	62
1950	Jack Huesman, Winston-Salem	43
1951	Herb Mancini, Winston-Salem	36
1952	Jack Mitchell, Greensboro	47
1953	Jack Mitchell, Reidsville	52
1954	Eugene Hassell, Burlington	47
1955	Joseph (Peppy) LaMonica, Greensboro	34
1956	William Kallas, Fayetteville	35
1957	John Kennedy, Hi-Toms	23
1958	Fred Valentine, Wilson	27
1959	Elder White, Wilson	35
1960	Mitchell June, Burlington	26
1961	Chico Salmon, Durham	38
1962	Cesar Tovar, Rocky Mount	56
1963	John Parker, Burlington	41
1964	Ed Stroud, Tidewater	72
1965	Sam Thompson, Peninsula	64
1966	Ed Griffiths, Burlington	40
1967	Fred Wolcott, Winston-Salem	49
1968	Wilbert Hammond, Salem	39
1969	Mel Civil, Salem	36
1970	Roger Nelson, Winston-Salem	45
1971	Michael Cummings, Winston-Salem	43
1972	Dave Parker, Salem	38
1973	Omar Moreno, Salem	77
1974	Miguel Dilone, Salem	84
1975	Bobby Thompson, Lynchburg	65
1976	Luis Delgado, Winston-Salem	52
1977	Oswaldo Olivares, Salem	46
1978	Mel Barrow, Kinston	55
1979	Bob Dernier, Peninsula	77
1980	Albert Hall, Durham	100
1981	Gus Burgess, Winston-Salem	68
1982	Jeff Stone, Peninsula	94
1983	Lenny Dykstra, Lynchburg	105
1984	George Crum, Salem	61
1985	Eric Yelding, Kinston	62
1986	Pete Stanicek, Hagerstown	77
1987	Ced Landrum, Winston-Salem	79
1988	Don Buford, Jr., Hagerstown	77
1989	Rod Lofton, Frederick	62
1990	Fernando Ramsey, Winston-Salem	43
1991	Ramon Caraballo, Durham	53
1992	Lee Heath, Durham	50
1993	Curtis Goodwin, Frederick	61
1994	Essex Burton, Prince William	66
1995	Ricky Gutierrez, Kinston	43
1996	Sergio Nunez, Wilmington	44
1997	Ramon Gomez, Winston-Salem	53
1998	Juan Sosa, Salem	64
1999	Scott Pratt, Kinston	47
2000	Esix Snead, Potomac	109
2001	Chad Durham, Winston-Salem	50
2002	Edwin Yan, Winston-Salem	88
2003	Ruddy Yan, Winston-Salem	76
2004	Rajai Davis, Lynchburg	57
2005	Robert Valido, Winston-Salem	52
2006	Pedro Powell, Lynchburg	63
2007	Pedro Powell, Lynchburg	67
2008	Derrick Robinson, Wilmington	62
2009	Derrick Robinson, Wilmington	69
2010	Kyle Hudson, Frederick	40
2011	Jeff Kobernus, Potomac	53

TEAM BATTING. SEASON

OVERALL

Hits	1,573	Durham, 1946
Runs	1,050	Durham, 1946
Batting	305	Durham, 1946
At Bats	5,029	Winston-Salem, 1947
Most Games	154	Reidsville and Danville, 1950
		Hi-Toms and Greensboro, 1956
Fewest Games	130	Winston-Salem, 1959
Total Bases	2,259	Martinsville, 1948
Home Runs	202	Winston-Salem, 1994
Doubles	335	Winston-Salem, 1947
Triples	95	Burlington, 1947
Runs Batted In	937	Durham, 1946
Left On Base	1,254	Danville, 1950
Stolen Bases	293	Durham, 1980
Hit Batsmen	118	Wilmington, 2001
Strikeouts	1,198	Lynchburg, 1990
Sacrifices	144	Winston-Salem, 1950
Sacrifice Flies	59	Kinston, 1987
		Frederick, 1992
Walks	845	Durham, 1962



A pair of future Hall of Famers played in the Carolina League in 1966, Rod Carew (above) with the Wilson Tobs and Johnny Bench (right) with the Peninsula Grays. Bench was inducted into the Hall of Fame in 1989 and Carew in 1991.



TEAM BATTING. GAME

MOST RUNS, ONE INNING

17Danville, May 12, 1945, vs. Raleigh
 Durham, May 20, 1947, vs. Leaksville
 Winston-Salem, June 11, 1953, vs. Reidsville

MOST RUNS, ONE INNING, BOTH TEAMS

20Martinsville (11) and Burlington (9), April 22, 1948
 (7th inning)

MOST RUNS, ONE GAME

35Durham vs. Leaksville, May 20, 1947

MOST RUNS, ONE GAME, BOTH TEAMS

43Durham (35) and Leaksville (8), May 20, 1947

MOST HITS, ONE GAME

29Fayetteville, June 10, 1954

MOST HITS, ONE GAME, BOTH TEAMS

46Martinsville (28) and Durham (18), June 10, 1947

MOST HOME RUNS, ONE GAME

8Greensboro, July 21, 1958; Durham, June 8, 1981,
 Durham, April 18, 1988

MOST HOME RUNS, ONE GAME, BOTH TEAMS

11Durham (8) and Salem (3), April 18, 1988
 10Greensboro (8) and Danville (2), July 21, 1958

MOST SUCCESSIVE HOME RUNS

4Kinston, July 11, 1984 (Otis Green, Kevin Sliwinski,
 Kash Beauchamp and Rico Sutton)
 Salem, July 6, 1991 (Roman Rodriguez, Paul List,
 Alberto de Los Santos and Ken Trusky)

MOST HOME RUNS, ONE INNING

4Peninsula, June 9, 1965
 Kinston, July 11, 1984
 Salem, July 3, 1989
 Salem, July 6, 1991
 Lynchburg, Aug 5, 1996

MOST STOLEN BASES, ONE GAME

12Durham, Aug 30, 1947, vs. Martinsville

MOST AT BATS, ONE GAME

75Danville, July 5, 1998 (21 innings)

MOST LEFT ON BASE, ONE GAME

24Kinston, June 1, 1965 (15 innings)
 20Reidsville, Aug 21, 1952 (9 innings)

FEWEST LEFT ON BASE, ONE GAME

0Several clubs (last time: Myrtle Beach, Sept. 6, 2004)

INDIVIDUAL PITCHING. SEASON

OVERALL

Wins	25	Lewis Hester, Reidsville, 1948
		Eddie Neville, Durham, 1949
Losses	21	Charles Miller, Raleigh, 1950
Games	78	Mike Brown, Rocky Mount, 1980
Innings	303	Frank Paulin, Leaksville, 1946
ERA	1.16	Peter Manos, Peninsula, 1976
Consecutive Wins	16	Lamar Inman Chambers, Burlington, 1947
		James Minshall, Salem 1972
Consecutive Losses	12	Scott Gibson, Rocky Mount, 1980
Complete Games	31	Frank Paulin, Leaksville 1946
Shutouts	9	Leonard Matarazzo, Fayetteville, 1952
Strikeouts	300	Dwight Gooden, Lynchburg, 1983
Walks	170	Andrew Rubilotta, Tidewater, 1964
Hits	316	Frank Paulin, Leaksville, 1946
Runs	192	Charles Hasted, Durham 1947
Home Runs	30	Lee Stange, Wilson, 1960
Wild Pitches	45	Ryan Price, Salem, 2001
Hit Batsmen	30	Bill MacLeod, Winston-Salem 1961
Saves	41	Mike Soper, Kinston 1991

MOST STRIKEOUTS, ONE GAME

20 Charlie Timm, Raleigh, Aug 30, 1945, vs. Martinsville
 Pete Cimino, Wilson, April 30, 1962, vs. Burlington
 Tim Lewis, Alexandria, June 18, 1980, vs. Winston-Salem
 Brian Fisher, Durham, April 30, 1982, vs. Salem

19 Thurman Lowe, Danville, June 30, 1947, vs. Winston-Salem
 Harvey Haddix, Winston-Salem, Aug 19, 1947,
 vs. Durham
 Al Gavey, Winston-Salem, June 23, 1948, vs. Martinsville
 John Fitzgerald, Danville, June 28, 1955, vs. Winston-Salem
 Bill Bell, Kinston, April 30, 1956 (13 innings), vs. Fayetteville
 Ben Tench, Raleigh, June 3, 1959, vs. Wilson
 John Cullen, Greensboro, May 28, 1960 (12 innings),
 vs. Raleigh
 Joe Carboni, Rocky Mount, May 4, 1962, vs. Wilson

18David Hernandez, Frederick, Sept. 2, 2007, vs. Winston-Salem

MOST BASES ON BALLS, ONE GAME

17 Jack Jenkins, Rocky Mount, May 4, 1962, vs. Durham

MOST BASES ON BALLS, ONE GAME, BOTH TEAMS

31 Greensboro (25) and Danville (6), May 1, 1946

MOST CONSECUTIVE STRIKEOUTS

9 Rudy May, Tidewater, June 2, 1964 (Rocky Mount)
 Brian Fisher, Durham, April 30, 1982 (Salem)

20-GAME WINNERS

25 Lewis Hester, Reidsville, 1948
 Eddie Neville, Durham, 1949

23 Art Fowler, Danville, 1945
 Ken Deal, Burlington, 1947
 Ramon Monzant, Danville, 1953

22 Pete Bryant, Burlington, 1947
 Al Henencheck, Raleigh, 1948
 Adam Twarkins, Danville, 1949
 Leonard Matarazzo, Fayetteville, 1952

21 Roy Pinyoun, Raleigh, 1945

INDIVIDUAL PITCHING. SEASON

- Inman Chambers, Burlington, 1947
 Luis Arroyo, Greensboro, 1949
 Pete Angell, Danville, 1950
 Lee Peterson, Winston-Salem, 1950
 Mike Forline, Reidsville, 1951
 Eddie Neville, Durham, 1953
 20..... Pete Angell, Danville, 1949
 John McPadden, Durham, 1951
 Ben Rossman, Raleigh, 1953
 Lee Stange, Wilson, 1960
 Robbie Snow, Winston-Salem, 1966

MOST CONSECUTIVE INNINGS PITCHED

- 18..... Wallace Mitchell, Durham, July 17, 1945, vs. Martinsville
 (tie game, called by curfew)
 Eddie Neville, Durham, Aug 29, 1952, vs. Greensboro
 (Neville also doubled and scored the winning run in 1-0 win)

MOST CONSECUTIVE SCORELESS INNINGS

- 66..... Rayner Oliveros, Wilmington, 2007
 60..... Gilbert de la Vara, Wilmington, 2007
 42..... Michael Brown, Winston-Salem, 1981
 38..... Ben Rossman, Raleigh, 1952
 Bruce Kunkle, Kinston, 1963
 Luis Tiant, Burlington, 1963

220 STRIKEOUTS

- 300..... Dwight Gooden, Lynchburg 1983
 275..... Ken Deal, Burlington 1947
 268..... Harvey Haddix, Winston-Salem 1947
 258..... James Bryant, Burlington 1947
 240..... Adam Twarkins, Danville 1949
 234..... Jack Frisinger, Winston-Salem 1948
 230..... Charles Gooding, Winston-Salem 1945
 234..... Eugene Snyder, Hi-Toms 1958
 233..... John Fitzgerald, Danville 1955
 232..... Ramon Monzat, Danville 1953
 Earl Hunsinger, Wilson 1956
 228..... Luis Arroyo, Greensboro 1949
 227..... Vilmer (Vinegar Bend) Mizell, Winston-Salem 1950
 226..... Mark Schaeffer, Winston-Salem 1967
 221..... Joel Bennett, Lynchburg 1993
 Christopher Short, High Point-Thomasville 1958
 220..... Frank Paulin, Leaksville 1946



Former Pittsburgh Pirates pitcher Harvey Haddix pitched a no-hitter in the Carolina League for Winston-Salem against the Durham Bulls on Aug 21, 1947, striking out 19 in the process. As a Pirate, he pitched 12 perfect innings against the Milwaukee Braves on May 26, 1959, but gave up an unearned run in the 13th inning to lose the game 1-0.

While other former Carolina Leaguers have pitched no-hitters in the majors, including Dock Ellis and Dwight Gooden, Haddix is the only one to pitch a no-hitter in both.

INDIVIDUAL PITCHING. GAME

PERFECT GAMES

- 7/17/68..... Ed Phillips, Winston-Salem, defeated Rocky Mount 3-0
 7/30/72..... Jim Hughes, Lynchburg, defeated Rocky Mount 3-0 (7 innings)
 4/18/73..... Steve Hardin, Wilson, defeated Winston-Salem 3-0
 8/12/78..... Marty Bystrom, Peninsula, defeated Winston-Salem 3-0
 6/2/79..... Tom Hart, Peninsula, defeated Salem 5-0 (7 innings)
 8/15/81..... Steve Ibarguen, Lynchburg, defeated Alexandria, 1-0 (6 innings)
 8/13/82..... Rick Hatcher, Durham, defeated Salem 3-0 (7 innings)
 4/9/89..... Dennis Burlingame, Durham, defeated Frederick 4-0 (7 innings)
 9/6/04..... Keith Ramsey, Kinston, defeated Myrtle Beach 6-0

NO-HIT GAMES (9-plus innings)

- 8/26/63..... Lindy Kurt (9-1/3), Tidewater, lost to Kinston 1-0 (12 innings)
 5/24/90..... Chris Czarnik, Durham, lost to Winston-Salem 3-2 (14 innings)

NO-HIT GAMES, INDIVIDUAL (82 TOTAL)

- 7/16/45..... Claude Crocker, Burlington, lost to Greensboro 1-0
 9/6/45..... Charles Gooding, Winston-Salem, defeated Raleigh 5-0 (7 innings)
 8/21/47..... Harvey Haddix, Winston-Salem, defeated Danville 6-0, (7 innings)
 8/21/47..... Al Henencheck, Raleigh, defeated Greensboro 13-0
 5/1/48..... Rex Benton, Martinsville, defeated Greensboro 5-1
 7/16/49..... Bob Curley, Winston-Salem, tied Martinsville 0-0 (5 innings)
 7/25/49..... Luis Arroyo, Greensboro, defeated Burlington 1-0
 7/8/50..... Len Perme, Durham, defeated Greensboro 2-1 (7 innings)
 7/14/50..... Bob Cruze, Durham, defeated Fayetteville 1-0
 6/8/50..... John Mikan, Burlington, defeated Raleigh 1-0
 7/29/50..... Al Zilian, Greensboro, defeated Reidsville 7-0 (7 innings)
 8/3/50..... Wes Livengood, Raleigh, defeated Burlington 6-0 (7 innings)
 8/16/50..... Gene Pereyra, Greensboro, defeated Fayetteville 6-0 (7 innings)
 5/18/51..... Dave Charles, Burlington, defeated Greensboro 3-0 (7 innings)
 4/27/53..... William Beane, Burlington, defeated Raleigh 4-2
 5/9/54..... George Starrette, Reidsville, defeated Danville 1-0
 5/10/54..... Billy Washburn, Winston-Salem, defeated Hi-Toms 4-0
 6/4/54..... Don Schultz, Burlington, defeated Durham 4-0
 5/18/56..... Ted Stone, Greensboro, defeated Kinston 5-0 (7 innings)
 5/19/56..... Albert Wilson, Danville, defeated Kinston 2-0 (7 innings)
 8/30/56..... Ken McBride, Greensboro, defeated Fayetteville 6-0
 4/22/57..... Bob Quinn, Danville, defeated Greensboro 7-2 (6 innings)
 6/10/57..... Charles Smith, Greensboro, defeated Durham 2-0
 5/25/58..... John Aehl, Durham, defeated Greensboro 2-0 (7 innings)
 8/27/58..... Ben Tench, Raleigh, defeated Burlington 2-0 (7 innings)
 5/19/59..... Larry Foster, Durham, defeated Greensboro 3-0
 7/3/59..... Jim Weaver, Burlington, defeated Durham 3-1 (7 innings)
 7/23/59..... Bob Veale, Wilson, defeated Raleigh 2-0
 4/24/60..... Joe Bonikowski, Wilson, defeated Greensboro 6-0 (27 batters)
 9/5/60..... Warren Hodgdon, Raleigh, defeated Greensboro 6-0 (7 innings)
 8/14/61..... Tracy Rivers, Raleigh, defeated Greensboro 7-0 (7 innings)
 5/4/62..... Joe Carboni, Rocky Mount, defeated Wilson 10-0
 7/1/62..... Pete Cimino, Wilson, defeated Winston-Salem 1-0 (27 batters)
 7/28/62..... Juan Gomez, Raleigh, defeated Greensboro 16-0
 5/7/63..... Luis Tiant, Burlington, defeated Winston-Salem 4-0
 8/2/63..... Jack Spurgin, Greensboro, defeated Winston-Salem 1-0
 8/18/64..... Leroy Heiser, Rocky Mount, defeated Burlington 5-0 (7 innings)
 4/21/65..... Bill Henry, Greensboro, defeated Wilson 3-0 (7 innings)
 7/16/65..... Juan Quintana, Durham, defeated Raleigh 1-0 (7 innings)
 4/19/66..... Juan Quintana, Durham, defeated Peninsula 8-0
 4/28/66..... Curtis Sauer, Wilson, defeated Greensboro 2-0 (7 innings),
 5/15/66..... Dick Drago, Rocky Mount, defeated Greensboro 5-0 (7 innings)
 5/15/66..... Darrell Clark, Rocky Mount, defeated Greensboro 2-0 (7 innings)
 5/29/66..... Dick Mergler, Raleigh, defeated Lynchburg 3-0
 6/11/66..... Conrad Noessel, Kinston, defeated Tidewater 5-0 (7 innings)
 8/10/66..... Bruce Von Hoff, Durham, defeated Rocky Mount 5-0
 8/7/67..... Dennis Musgraves, Durham, defeated Kinston 5-0 (5 innings)

INDIVIDUAL PITCHING. GAME

6/30/67.....	Lowell Palmer, Tidewater, defeated Kinston 7-0 (27 batters)
6/16/69.....	James Minshall, Salem, defeated Hi-Toms 4-0
8/28/69.....	Mike Baldwin, Lynchburg, defeated Red Springs 2-0
5/11/70.....	William Olsen, Kinston, defeated Burlington 2-0
6/1/70.....	Wally Smallwood, Burlington, defeated Salem 5-0 (7 innings)
6/14/70.....	Bob Elliott, Kinston, defeated Lynchburg 5-0 (7 innings)
6/28/70.....	Don Leshnock, Rocky Mount, defeated Peninsula 4-0
4/25/71.....	Ray O'Neill, Lynchburg, defeated Peninsula 7-0 (7 innings)
8/1/71.....	Danny Fife, Rocky Mount, defeated Lynchburg 2-1 (7 innings)
8/26/71.....	Dave Goltz, Lynchburg, defeated Burlington 5-0 (7 innings)
5/27/75.....	Joseph Neal, Salem defeated Anderson (WCL) 1-0
5/25/76.....	Richard Waller, Winston-Salem, defeated Charleston (WCL) 4-1
7/18/76.....	Don Fowler, Peninsula, defeated Lynchburg 3-0
6/7/77.....	Kevin Stephenson, Winston-Salem, defeated Salem 2-0 (7 innings)
7/1/78.....	Henry Mack, Peninsula, lost to Lynchburg 3-2
8/29/80.....	Rick Behenna, Durham, defeated Rocky Mount 8-0
8/13/82.....	Fernando Gonzales, Alexandria, defeated Winston-Salem 3-0
6/7/84.....	Rob Parkins, Winston-Salem, defeated Durham 3-0 (7 innings)
5/26/85.....	Jose Bautista, Lynchburg, defeated Prince William 6-0 (7 innings)
4/13/88.....	Bill Kazmierczak, Winston-Salem, defeated Salem 1-0 (7 innings)
5/20/88.....	Bill Kazmierczak, Winston-Salem, defeated Virginia 11-0
5/28/89.....	Randy Tomlin, Salem defeated Kinston 1-0
6/16/90.....	Rick Balbon, Peninsula, defeated Frederick 4-0 (7 innings)
5/26/91.....	Oscar Munoz, Kinston defeated Prince William 1-0
7/3/91.....	Eric Shullstrom, Frederick, defeated Kinston 2-1
7/12/91.....	Steve Trachsel, Winston Salem, defeated Peninsula 4-2 (7 innings)
6/1/92.....	Tim VanEgmond, Lynchburg, defeated Prince William 2-0
5/19/95.....	Rich Pratt, Prince William, defeated Frederick 3-0 (7 innings)
8/4/96.....	Luther Hackman, Salem, defeated Kinston 4-1
6/4/97.....	Jason Rakers, Kinston, defeated Durham, 8-0 (7 innings)
5/2/00.....	Brian Sanches, Wilmington, defeated Lynchburg, 5-0
8/7/02.....	Kip Bouknight, Salem, defeated Frederick, 5-0
7/3/03.....	John Maine, Frederick, defeated Wnston-Salem, 3-0 (7 innings)
6/19/09.....	Levi Maxwell, Winston-Salem defeated Wilmington, 4-0 (7 innings)
6/30/10.....	Nathan Moreau, Frederick defeated Salem, 7-0
NO-HIT GAMES, COMBINATION (19 TOTAL)	
5/14/64.....	Gil Downs (5) and Charles Payne (2) Greensboro, defeated Wilson 2-0 (7 innings)
6/29/72.....	John Morlan (4) and DeWayne Mason (1), Salem, lost to Kinston 2-1 (5 innings)
4/11/75.....	Rod Scurry (7) and Chet Gunter (1), Salem, lost to Lynchburg 2-1
8/23/91.....	Paul Byrd, Scott Morgan, Mike Soper, Kinston, defeated Prince William 1-0
4/9/92.....	Greg Bicknell (8) and Chuck Wiley (1), Peninsula, defeated Salem 1-0
4/13/92.....	Mike Hostetler (6), Barry Chiles (1), Mike Potts (1), Dave Williams (1) Durham, defeated Peninsula 9-0
4/30/92.....	Frank Rodriguez (7) and Joe Caruso (2) Lynchburg, defeated Winston-Salem 3-0
4/8/95.....	Brian Woods (7) and Archie Vazquez (2) Prince William, defeated Salem 8-0
5/15/95.....	Jose Rosado (7) and Pat Flurry (2) Wilmington, defeated Winston-Salem 3-0
4/30/95.....	Tommy Harrison (8) and Earl Nelson (1) Durham, defeated Prince William 4-0
7/26/95.....	John Dillinger (7) and Jason Pfaff (2) Lynchburg, defeated Kinston 4-0
4/10/97.....	Scott Randall (6), Lariel Gonzalez (1) Salem def. Wilmington 1-0 (7 innings)
5/7/97.....	Steve Shoemaker (6) and Mike Zolecki (3) Salem defeated Kinston 3-0
4/15/99.....	Josh Miller (6), Jeremy Halpin (2), Derek Brown (1) Frederick, defeated Salem 4-0
7/23/00.....	Tim Spooneybarger (1), and Christian Parra (6) Myrtle Beach, defeated Frederick 1-0 (7 innings)
4/15/01.....	Delvin Lantigua (6), Brad Bohanon (1), Kyle Kane (1) and Jeff Bajenaru (1) Winston-Salem, defeated Myrtle Beach 11-0
4/12/06.....	Radhames Liz (5), Russ Petrick(2), Jeff Montani (1) and Casey Cahill (1) Frederick, defeated Salem 3-0
4/29/08 . .	Matt Zaleski (5), Matt Long (0) and Kanekoa Texeira (1), Winston-Salem lost to Potomac, 3-0 (7 innings)
8/5/08	Brandon Erbe (6), Ryan Ouellette (.1) , Fredy Deza (2.2), Frederick defeated Salem 5-0
9/5/10.....	Marty Popham(7), Chris Jones (2) and Cory Burns (1) Kinston defeated Potomac, 1-0 (10 innings)

INDIVIDUAL PITCHING. SEASON

EARNED RUN AVERAGE

1945.....	Charlie Timm, Raleigh.....	2.36
1946.....	Harold (Skinny) Brown, Durham.....	2.42
1947.....	Harvey Haddix, Winston-Salem.....	1.90
1948.....	Al Henencheck, Raleigh.....	2.24
1949.....	Adam Twarkins, Danville.....	2.07
1950.....	Woody Rich, Greensboro.....	2.41
1951.....	James Lewey, Winston-Salem.....	2.65
1952.....	Eddie Neville, Durham.....	1.72
1953.....	Duane Wilson, Greensboro.....	2.21
1954.....	John Patula, Greensboro.....	1.58
1955.....	Jack Taylor, Hi-Toms.....	1.78
1956.....	Cleo Lewright, Kinston.....	2.38
1957.....	David Reed, Durham.....	2.04
1958.....	Johnny Aehl, Durham.....	1.86
1959.....	Bill Spanswick, Raleigh.....	2.49
1960.....	Jim Bouton, Greensboro.....	2.73
1961.....	Bill MacLeod, Winston-Salem.....	2.31
1962.....	Steve Blass, Kinston.....	1.97
1963.....	Sherman (Roadblock) Jones, Raleigh.....	2.10
1964.....	Tom Moser, Burlington.....	2.47
1965.....	Dock Ellis, Kinston.....	1.98
1966.....	Robbie Snow, Winston-Salem.....	1.75
1967.....	Harold Clem, Raleigh.....	1.64
1968.....	Billy Champion, Tidewater.....	2.03
1969.....	Gordon Knutson, Raleigh-Durham.....	1.90
1970.....	Daniel Bootcheck, Rocky Mount.....	1.92
1971.....	Richard Fusari, Peninsula.....	2.19
1972.....	Dave Pagan, Kinston.....	2.53
1973.....	Roy Thomas, Rocky Mount.....	2.24
1974.....	Don Aase, Winston-Salem.....	2.43
1975.....	T. Frederick Jones, Winston-Salem.....	2.11
1976.....	Peter Manos, Peninsula.....	1.16
1977.....	Jeff Schneider, Peninsula.....	2.50
1978.....	Jose Martinez, Peninsula.....	2.07
1979.....	Thomas Hart, Peninsula.....	2.22
1980.....	James Wright, Peninsula.....	1.85
1981.....	Mike Brown, Winston-Salem.....	1.49
1982.....	Charles Hudson, Peninsula.....	1.85
1983.....	Dwight Gooden, Lynchburg.....	2.50
1984.....	Randy Myers, Lynchburg.....	2.06
1985.....	Kyle Hartshorn, Lynchburg.....	1.69
1986.....	Jeff Ballard, Hagerstown.....	1.85
1987.....	Charles Scott, Kinston.....	2.69
1988.....	Kent Mercker, Durham.....	2.75
1989.....	Ray Mullino, Winston-Salem.....	2.32
1990.....	Frank Seminara, Prince William.....	1.90
1991.....	Tim Smith, Lynchburg.....	2.16
1992.....	Joe Caruso, Lynchburg.....	1.98
1993.....	Jason Fronio, Kinston.....	2.41
1994.....	Mike Bovee, Wilmington.....	2.65
1995.....	Glendon Rusch, Wilmington.....	1.74
1996.....	Noe Najera, Kinston.....	2.70
1997.....	Clifford Politte, Prince William.....	2.24
1998.....	Chandler Martin, Salem.....	2.48
1999.....	Josh Kalinowski, Salem.....	2.11
2000.....	Corey Thurman, Wilmington.....	2.26
2001.....	Jimmy Journell, Potomac.....	2.50
2002.....	Ken Nelson, Myrtle Beach.....	1.72
2003.....	Kyle Middleton, Wilmington.....	2.41
2004.....	Trae McGill, Wilmington.....	2.08
2005.....	Chance Douglass, Salem.....	2.90
2006.....	Scott Lewis, Kinston.....	1.48

INDIVIDUAL PITCHING. SEASON

2007	James Deters, Kinston	2.24
2008	Jake Arrieta, Frederick	2.87
2009	Paolo Espino, Kinston	2.59
2010	Jordan Hotchkiss, Lynchburg	2.30
2011	Robert Ross, Myrtle Beach	2.26

STRIKEOUTS

1945	Charles Gooding, Winston-Salem	230
1946	Frank Paulin, Leaksville	220
1947	Ken Deal, Burlington	275
1948	Jack Frisinger, Winston-Salem	234
1949	Adam Tarkins, Danville	240
1950	Wilmer (Vinegar Bend) Mizell, Winston-Salem	227
1951	Dennis Reeder, Winston-Salem	155
1952	Ronald Necciai, Burlington	172
1953	Ramon Monzant, Danville	232
1954	Don Schultz, Burlington	178
1955	John Fitzgerald, Danville	233
1956	Earl Hunsinger, Wilson	232
1957	David Reed, Durham	200
1958	Eugene Snyder, Hi-Toms	234
1959	Bob Veale, Wilson	187
1960	Johnny Seale, Durham	197
1961	Bill MacLeod, Winston-Salem	208
1962	Steve Blass, Kinston	209
1963	Luis Tiant, Burlington	207
1964	Donald Hagen, Raleigh	202
1965	Ernest Barron, Wilson	183
1966	Wally Wolf, Peninsula	185
1967	Mark Schaeffer, Winston-Salem	226
1968	Al Fitzmorris, Lynchburg	214
1969	Mike Garman, Winston-Salem	
	John Penn, Raleigh-Durham	183
1970	Lynn McGlothen, Winston-Salem	202
1971	Donald Schroeder, Kinston	176
1972	Dave Pagan, Kinston	192
1973	Roy Thomas, Rocky Mount	193
1974	Don Aase, Winston-Salem	176
1975	W. Burke Suter, Winston-Salem	150
1976	Ed Whitson, Salem	186
1977	Neil Allen, Lynchburg	126
1978	Marty Bystrom, Peninsula	159
1979	Mike Howard, Winston-Salem	161
1980	Donald Carman, Peninsula	141
1981	Jeff Bittiger, Lynchburg	168
1982	Tony Ghelfi, Peninsula	162
1983	Dwight Gooden, Lynchburg	300
1984	Mitch Cook, Lynchburg	178
1985	Eric Bell, Hagerstown	162
1986	Chris Ritter, Prince William	149
1987	David Miller, Durham	155
1988	Phil Harrison, Winston-Salem	169
1989	Derek Livernois, Lynchburg	151
1990	Mike Oquist, Frederick	170
1991	Curtis Leskanic, Kinston	163
1992	John Cummings, Peninsula	144
1993	Joel Bennett, Lynchburg	221
1994	Jim Pittsley, Wilmington	171
1995	Bartolo Colon, Kinston	152
1996	Russell Herbert, Prince William	148
1997	Carlos Chantres, Winston-Salem	158
1998	Rob Bell, Danville	192
1999	Josh Kalinowski, Salem	176
2000	Ryan Cameron, Salem	168

INDIVIDUAL PITCHING. SEASON

2001	Brian Tallet, Kinston	164
2002	Adam Wainwright, Myrtle Beach	167
2003	Macay McBride, Myrtle Beach	139
2004	Thomas Pauly, Potomac	135
2005	James Johnson, Frederick	168
2006	James Barthmaier, Salem	134
2007	David Hernandez, Frederick	168
2008	Brandon Erbe, Frederick	151
2009	Eammon Portice, Salem	141
2010	Randall Delgado, Myrtle Beach	120
2011	Justin Marks, Wilmington	140

WINS

1945	Art Fowler, Danville	23
1946	Roy Pinyoun, Raleigh	
	Frank Paulin, Leaksville	19
1947	Ken Deal, Burlington	23
1948	Lewis Hester, Reidsville	25
1949	Eddie Neville, Durham	25
1950	Lee Peterson, Winston-Salem	
	Pete Angell, Danville	21
1951	Mike Forline, Reidsville	21
1952	Leonard Matarazzo, Fayetteville	22
1953	Ramon Monzant, Danville	23
1954	Bob Cruze, Durham;	
	Curt Barclay, Danville	19
1955	Woody Rich, Hi-Toms	19
1956	Jack Taylor, Hi-Toms	22
1957	George Moton, Winston-Salem	18
1958	Jack Taylor, Hi-Toms	19
1959	Bill Spanswick, Raleigh	
	Don Dobrino, Wilson	15
1960	Lee Stange, Wilson	20
1961	Bill MacLeod, Winston-Salem;	
	Willie Jones, Wilson;	
	Eddie Merritt, Greensboro;	
	Al Eisele, Burlington	15
1962	Frank Bork, Kinston	19
1963	Chuck Kovach, Burlington;	
	Gerald Merz, Rocky Mount	17
1964	Donald Hagen, Raleigh	16
1965	Jim Morio, Peninsula;	
	Wayne McAlpin, Wilson	16
1966	Robbie Snow, Winston-Salem	20
1967	Harold Clem, Raleigh	
	Gary Jones, Greensboro	
	Mike Daniel, Asheville	
	Jon Warden, Rocky Mount	15
1968	Jerry Cram, Wilson	
	Charlie Hudson, Raleigh-Durham	
	Ed Smith, Lynchburg	16
1969	John Penn, Raleigh-Durham	15
1970	Lynn McGlothen, Winston-Salem	15
1971	Richard Fusari, Peninsula	19
1972	James Minshall, Salem	16
1973	William Stiegemeier, Lynchburg;	
	Roy Thomas, Rocky Mount	15
1974	Don Aase, Winston-Salem	17
1975	Oliver Bell, Rocky Mount	
	Warren Brusstar, Rocky Mount	
	Allen Ripley, Winston-Salem	14
1976	Don Fowler, Peninsula; Ed Whitson, Salem	15

INDIVIDUAL PITCHING. SEASON

1977	Jeff Schneider, Peninsula	15
1978	Marty Bystrom, Peninsula; Henry Mack, Peninsula	15
1979	Bryan Clark, Alexandria; Thomas Hart, Peninsula	14
1980	LeRoy Smith, Peninsula	17
1981	Mike Brown, Winston-Salem	14
1982	Charles Hudson, Peninsula; Jonathan McKnight, Kinston	15
1983	Dwight Gooden, Lynchburg	19
1984	Mitch Cook, Lynchburg	16
1985	Kyle Hartshorn, Lynchburg	17
1986	Marty Reed, Kinston	16
1987	David Miller, Durham	15
1988	Mike Sander, Hagerstown; Brian Dubois, Virginia and Hagerstown; Phil Harrison, Winston-Salem	14
1989	Mike Draper, Prince William	14
1990	Frank Seminara, Prince William	16
1991	Ryan Hawblitzel, Winston-Salem Curtis Leskanic, Kinston	15
1992	John Cummings, Peninsula	16
1993	Ritchard Forney, Frederick	14
1994	Sean Johnston, Prince William	15
1995	Glendon Rusch, Wilmington	14
1996	David Caldwell, Kinston	13
1997	Bronson Arroyo, Lynchburg	12
1998	Luis Colmenares, Salem; Jake Chapman, Wilmington; Mario Iglesias, Winston-Salem; Aaron Lineweaver, Wilmington	13
1999	Tim Drew, Kinston	13
2000	Christian Parra, Myrtle Beach	17
2001	Trey Hodges, Myrtle Beach	15
2002	Daniel Tamyo, Wilmington; Kip Bouknight, Salem	14
2003	Jared Gothreaux, Salem	13
2004	Brian Slocum, Kinston	15
2005	Ryan Rodriguez, Winston-Salem	13
2006	Charles Lofgren, Kinston	17
2007	Rowdy Hardy, Wilmington	15
2008	Scott Diamond, Myrtle Beach	12
2009	Tom Milone, Potomac	12
2010	Joseph Gardner, Kinston	12
2011	Robert Bundy, Frederick; Nathan Moreau, Frederick; Timothy Melville, Wilmington	11

INNINGS PITCHED

1945	Roy Pinyoun, Raleigh	265
1946	Frank Paulin, Leaksville	303
1947	Pete Bryant, Burlington	292
1948	Lewis Hester, Reidsville	301
1949	Eddie Neville, Durham	274
1950	Charles Miller, Raleigh	280
1951	Mike Fortine, Reidsville	264
1952	Robert Hartig, Greensboro	254
1953	Eddie Neville, Durham	264
1954	Ken Deal, Reidsville and Fayetteville	252
1955	Jack Taylor, Hi-Toms	263
1956	Jack Taylor, Hi-Toms	289
1957	Jack Taylor, Hi-Toms	258
1958	Jack Taylor, Hi-Toms	264
1959	Jim McIntyre, Winston-Salem	196
1960	Lee Stange, Wilson	251
1961	Eddie Merritt, Greensboro	211

INDIVIDUAL PITCHING. SEASON

1962	Mel Stottlemire, Greensboro	241
1963	Donald Flynn, Rocky Mount	211
1964	Peter Craig, Rocky Mount	208
1965	Wayne McAlpin, Wilson	205
1966	Ron Klimkowski, Winston-Salem	221
1967	Jon Warden, Rocky Mount	219
1968	Ed Smith, Lynchburg	215
1969	John Penn, Raleigh-Durham	202
1970	Lynn McGlothen, Winston-Salem	229
1971	Richard Fusari, Peninsula	222
1972	James Hughes, Lynchburg	192
1973	Quency Hill, Rocky Mount	203
1974	Don Aase, Winston-Salem	230
1975	Allen Ripley, Winston-Salem	186
1976	Ed Whitson, Salem	203
1977	Dickie Noles, Peninsula	199
1978	Marty Bystrom, Peninsula	197
1979	Steve Crawford, Winston-Salem	211
1980	Jay Fredlund, Winston-Salem	192
1981	Rick Behenna, Durham	196
1982	William Fultz, Lynchburg	188
1983	Mitch Johnson, Winston-Salem	214
1984	Mitch Cook, Lynchburg	184
1985	Ricky Knapp, Salem	180
1986	Marty Reed, Kinston	197
1987	David Miller, Durham	205
1988	Danny Weems, Durham	191
1989	Mike Aspray, Winston-Salem	177
1990	Tim Wakefield, Salem	190
1991	Tim Smith, Lynchburg	175
1992	Terry Farrar, Frederick	182
1993	Joel Bennell, Lynchburg	181
1994	Jason Pierson, Prince William	189
1995	Jamey Wright, Salem; Jay Vaught, Kinston	171
1996	Kevin Pickford, Lynchburg	172
1997	Tom Stepka, Winston-Salem	182
1998	Jamie Brown, Kinston	172.2
1999	Ryan Price, Salem	171.2
2000	Chuck Crowder, Salem	168.2
2001	Trey Hodges, Myrtle Beach	173.0
2002	Chris Waters, Myrtle Beach	182.2
2003	Mackay McBride, Myrtle Beach	164.2
2004	Blaine Boyer, Myrtle Beach	154.0
2005	Chance Douglass, Salem	169.2
2006	Michael Hinckley, Potomac Kevin Hart, Frederick	148.1 148.1
2007	Rowdy Hardy, Wilmington	167.0
2008	Anthony Watson, Lynchburg	151.2
2009	Anthony Carter, Winston-Salem	154.2
2010	Nathan Jones, Winston-Salem	152.1
2011	Chris Masters, Lynchburg	148.1

SAVES

1969	Phillip C. Meeler, Rocky Mount	28
1970	Charles Bowley, Raleigh-Durham & Roger Hambright, Kinston	15
1971	Charles G. Pfeiffer, Winston-Salem	15
1972	Walter Walters, Kinston	16
1973	Felix Martinez, Kinston	15
	Barry Sbragia, Winston-Salem	15
1974	William Clauss, Lynchburg	12
1975	Robert Cuellar, Lynchburg	17
1976	Peter Manos, Peninsula	17

INDIVIDUAL PITCHING, SEASON

1977	Jeffery Schneider, Peninsula	22
1978	Russell Clark, Lynchburg	14
1979	Jeff Cary, Alexandria	21
1980	Martin Rivas, Winston-Salem	21
1981	Martin Decker, Peninsula	18
1982	David Shipanoff, Kinston	30
1983	Rocky Childress, Peninsula	16
1984	Dorley Downs, Prince William	21
1985	Todd Frohwirth, Peninsula	18
1986	Laddy Renfroe, Winston-Salem	21
1987	Kevin Renz, Peninsula	20
1988	Kevin Bearse, Kinston	22
1989	Joe Ausanio, Salem	20
1990	Mike Gardella, Prince William	30
1991	Mike Soper, Kinston	41
1992	Cory Bailey, Lynchburg	23
1993	John Hrusovsky, Winston-Salem	25
1994	Chris Lemp, Frederick	21
1995	Matt Bird, Durham	27
1996	Stephen Prihoda, Wilmington	25
1997	Armando Almanza, Prince William	36
1998	David Riske, Kinston	33
1999	Travis Thompson, Salem	27
2000	Jason Marr, Potomac	30
2001	Scotty Layfield, Potomac	31
2002	Dan Carasco, Lynchburg	29
2003	Lee Gronkiewicz, Kinston	37
2004	Dwayne Pollock, Winston-Salem	38
2005	Ehren Wasserman, Winston-Salem	20
2006	Michael James, Wilmington	25
2007	Scott Roehl, Kinston	24
2008	Tyler Chambliss, Wilmington	24
2009	R.J. Rodriguez, Lynchburg	27
2010	Cory Burns, Kinston	30
2011	Preston Guilmet, Kinston	35



Former National League President Bill White played for the Danville Leafs in 1953

INDIVIDUAL FIELDING, GAME

MOST CONSECUTIVE PUTOUTS

11 George Hallow, 1B, Raleigh, Sept 1, 1952

MOST ERRORS, ONE GAME

5..... Owen Friend, 2B, Raleigh, July 11, 1945
 Don Morrow, SS, Durham, July 23, 1950
 James McManus, 1B, Durham, Aug 10, 1955
 Larry Spinner, 3B, Fayetteville, July 3, 1956
 Carlos Rios, SS, Salem, Aug 24, 1980 (11 innings)
 Tim Rigsby, SS, Kinston, May 9, 1991

MOST ERRORS, ONE INNING

4..... Mike Rauseo, 3B, Burlington, Aug 24, 1951

MOST PUTOUTS BY A CATCHER (Extra Innings)

23..... Vic Davis, Kinston, June 1, 1966 (17 innings)
 Steve Barnard, Prince William, Aug 26, 1985 (14 innings)

MOST PUTOUTS BY A CATCHER (Nine Innings)

20..... Joe Benson, Raleigh, Aug 30, 1945
 Mike Minster, Raleigh-Durham, June 4 1968
 Jerry Neufang, Alexandria, June 18, 1980
 Scott Hood, Durham, April 30, 1982

MOST PASSED BALLS, ONE GAME

5..... Tim Coulen, Winston-Salem, 1968

MOST PUTOUTS BY A FIRST BASEMAN (Extra Innings)

28..... Tom Keyes, Tidewater, April 18, 1967 (20 innings)

MOST PUTOUTS BY A FIRST BASEMAN (Nine Innings)

21..... Greg Walker, Peninsula, Aug 10, 1979
 Fred McGriff, Kinston, June 24, 1983

MOST PUTOUTS BY A SECOND BASEMAN (Extra Innings)

13 Lawrence (Crash) Davis, Reidsville, July 24, 1950
 (14 innings)

MOST PUTOUTS BY A SECOND BASEMAN (Nine Innings)

10..... Lawrence (Crash) Davis, Raleigh, Aug 30, 1951
 Billy Joe Ford, Hi-Toms, Aug 31, 1956
 Bill Timberlake, Peninsula, 1963
 Chet Trail, Greensboro, April 17, 1965
 Lou Garvin, Tidewater, April 30, 1966
 John Walker, Lynchburg, Sept 4, 1994

MOST PUTOUTS BY A THIRD BASEMAN (Extra Innings)

10..... John Morris, Reidsville, Aug 27, 1949 (17 innings)
 Frank Grundler, Lynchburg, Aug 10, 1974 (1st game, 12
 innings)

MOST PUTOUTS BY A THIRD BASEMAN (Nine Innings)

8..... William Stoops, Burlington, June 13, 1952

MOST PUTOUTS BY A SHORTSTOP (Extra Innings)

10..... George Eikenburg, Raleigh, Aug 3, 1949 (15 innings)

MOST PUTOUTS BY A SHORTSTOP (Nine Innings)

8..... John Alva, Durham, Aug 8, 1987
 Eric Owens, Winston-Salem, July 1, 1993
 Anthony Medrano, Wilmington, June 21, 1995
 Eddy Martinez, Frederick, July 30, 1997

INDIVIDUAL FIELDING. GAME

MOST PUTOUTS BY AN OUTFIELDER (Extra Innings)

13..... Vincent Moore, Durham, May 11, 1943 (16 innings)
12..... Rod Clifford, Durham, June 26, 1949 (16 innings)

MOST PUTOUTS BY AN OUTFIELDER (Nine Innings)

10..... George Redding, Burlington, May 12, 1949
Pete Brozovich, Fayetteville, Aug 20, 1952
Herb Burnette, Raleigh, June 10, 1961
Michael Bennett, Winston-Salem, April 25, 1974
Johnny Hernandez, Potomac, Aug 27, 2002

MOST ASSISTS BY A SECOND BASEMAN (Extra Innings)

12..... Jack Newcomer, Raleigh, July 13, 1965 (16 innings)
Jim Jarvis, Tidewater, May 21, 1966 (11 innings)
Charles Reilly, Winston-Salem, Aug 3, 1975 (12 innings)
11..... Levi Robinson, Frederick, May 5, 2004 (14 innings)
10..... B.J. Barns, Lynchburg, July 29, 2002 (12 innings)

MOST ASSISTS BY A SECOND BASEMAN (Nine Innings)

11..... Gilbert Passarella, Kinston, July 16, 1972
Fermin Ubri, Lynchburg, Aug 28, 1982
Miguel Flores, Kinston, July 5, 1991
Doug Livingston, Salem, June 28, 1998

MOST ASSISTS BY A THIRD BASEMAN (Extra Innings)

12..... Jimmy Grant, Raleigh, May 22, 1949 (16 innings)

MOST ASSISTS BY A THIRD BASEMAN (Nine Innings)

10..... Casey Webster, Kinston, Aug 8, 1987
Jose Cepeda, Wilmington, April 5, 1997

MOST ASSISTS BY A SHORTSTOP (Extra Innings)

10..... George Eikenburg, Raleigh, Aug 3, 1949 (15 innings)
Pete Orr, Myrtle Beach, July 24, 2001

MOST ASSISTS BY A SHORTSTOP (Nine Innings)

12..... Arthur Cleary, Hi-Toms, July 31, 1969
Luis Quinones, Salem, Aug 23, 1981
Randy Strajek, Hagerstown, June 16, 1988

MOST ASSISTS BY A PITCHER (Extra Innings)

11..... Wallace Mitchell, Durham July 17, 1945 (18 innings)

MOST ASSISTS BY A PITCHER (Nine Innings)

11..... Dick Hendrix, Salem, April 22, 1968
John Glass, Raleigh-Durham, June 2, 1968

MOST ASSISTS BY AN OUTFIELDER (Nine Innings)

3..... Ron Woods, Kinston, June 5, 1965
Darren Hayes, Prince William, June 2, 1996
Mike Huelsmann, Kinston, June 5, 1997
Darnell McDonald, Frederick, July 22, 1999
Vic Radcliff, Wilmington, Aug 9, 1999
Brett Caradonna, Winston-Salem, July 25, 2002
Carlos Duran, Myrtle Beach, April 12, 2003

MOST GAMES WITHOUT AN ERROR

117..... Wilbert Hammond, OF, Salem, 1968

INDIVIDUAL FIELDING. SEASON

FIRST BASEMEN

Games 153..... George Contratto, Greensboro, 1956
Putouts..... 1,393..... Earl Richmond, Durham, 1948
Assists 121..... Rip Radcliff, Greensboro, 1948
Errors 38..... John Streza, Durham, 1946
Fielding997..... Gary Hollman, Burlington, 1967
Casey Rogowski, Winston-Salem, 2003
Joshua Hanson, Winston-Salem, 2006
Double Plays 152..... Earl Richmond, Durham, 1948

SECOND BASEMEN

Games 153..... Mike Hafenecker, Burlington, 1950
Putouts..... 449..... Eddie Leip, Danville, 1950
Assists 512..... Lawrence (Crash) Davis, Durham, 1948
Errors 59..... Glenn Lockamy, Raleigh, 1946
Fielding989..... Bernie Calvo, Asheville, 1967 (79 games)
Steve Lombardozzi, Potomac, 2010
Double Plays 132..... Lawrence (Crash) Davis, Durham, 1948

THIRD BASEMEN

Games 147..... Doug Hubacek, Greensboro, 1956
Putouts..... 185..... Emanuel Allegue, Martinsville, 1945
Assists 341..... Doug Hubacek, Greensboro, 1956
Errors 64..... Leo Northrup, Greensboro, 1945
Fielding978..... Kyle Bellows, Kinston, 2010
Double Plays 42..... Emanuel Allegue, Martinsville, 1945

SHORTSTOPS

Games 150..... John Pfeiffer, Greensboro, 1956
Putouts..... 316..... Hilliard Nance, Martinsville, 1946
Assists 509..... Henry Navarro, Durham, 1951
Errors 85..... Frank Sturm, Durham, 1947
Fielding981..... Craig Wilson, Prince William, 1994
Double Plays 105..... Melvin Collins, Danville, 1955
John McDonald, Kinston, 1997
Wade Robinson, Salem, 2004

CATCHERS

Games 145..... Ted Pawelek, Reidsville, 1950
Putouts..... 988..... Ron Staples, Winston-Salem, 1962
Assists 127..... Rico Colbert, Winston-Salem, 1980
Errors 29..... John Parks, Martinsville, 1947
Fielding999..... Jim Foster, Frederick, 1996
Double Plays 20..... Harold King, Asheville, 1967
Passed Balls 40..... Joe Borich, Winston-Salem, 1945

OUTFIELDERS

Games 153..... Curt Flood, Hi-Toms, 1956
Putouts..... 466..... Bill Evans, Burlington, 1950
Assists 30..... Tommy Martin, Raleigh-Durham, 1950
Errors 24..... Ron Flender, Rocky Mount, 1962
Fielding 1.000..... Damon Saetre, Peninsula, 1990
Andre King, Durham-Prince William, 1995
Adrian Ortiz, Wilmington, 2010
Double Plays 10..... Eddie Ball, Durham, 1945
James Felt, Alexandria, 1982

TEAM FIELDING

Fielding	980	Wilmington, 2007
Double Plays	176	Raleigh, 1951
Triple Plays	3	Fayetteville, 1950 Raleigh-Durham, 1971
Passed Balls	58	Salem, 1972
Putouts	4,044	Hi-Toms, 1956
Assists	1,836	Reidsville, 1948
Errors	479	Greensboro, 1945

MOST ERRORS, ONE GAME

14 Martinsville, May 14, 1945 (9 innings)

MOST ERRORS, ONE GAME, BOTH TEAMS

17 Martinsville (12) and Durham (5), May 1, 1945
Martinsville (14) and Greensboro (3), May 14, 1945

MOST DOUBLE PLAYS, ONE GAME

7 Raleigh, Aug 9, 1967
(vs. Burlington, in consecutive innings)

MOST DOUBLE PLAYS, ONE GAME, BOTH TEAMS (Extra Innings)

10 Hagerstown (5), Kinston (5),
Aug 15, 1986 (11 innings)

MOST DOUBLE PLAYS, ONE GAME, BOTH TEAMS (Nine Innings)

9 Raleigh (7), Burlington (2), Aug 9, 1967

MOST ASSISTS, ONE GAME (Extra Innings)

34 Martinsville, Aug 10, 1949 (17 innings)

MOST ASSISTS, ONE GAME (Nine Innings)

24 Durham, July 29, 1985; Hagerstown, June 16,
1988

FEWEST ASSISTS, ONE GAME

0 Held by several clubs

MISCELLANEOUS RECORDS

ALL-TIME CAREER LEADERS

Games	953.....	Walter (Teapot) Frye (1947-53) for Leaksville, Winston-Salem and Reidsville
Consecutive Games....	781.....	Arthur (Bucky) Jacobs (1950-55) for Danville, Raleigh and Fayetteville
At Bats	3,629.....	Walter (Teapot) Frye
Hits	929.....	Walter (Teapot) Frye
Home Runs	123.....	Woody Fair (1946-51) for Durham, Danville and Raleigh
RBI	559.....	Woody Fair (599 games)
Wins	89.....	(Magic) Mike Forline (1949-54), Reidsville
Losses	63.....	Jack Taylor (1954-58), Hi-Toms

MOST CONSECUTIVE GAMES WON, TEAM

16.....	Winston-Salem, June 2-16, 1950
15.....	Raleigh, May 26-June 12, 1959
14.....	Salem, Aug 15-29, 2006
13.....	Burlington, 1948 Danville, 1958
12.....	Winston-Salem, 1950 Burlington, 1972 Durham, 1980 Peninsula, 1982 Lynchburg, 2002

MOST CONSECUTIVE GAMES LOST, TEAM

22.....	Peninsula, 1991
19.....	Fayetteville, 1950
18.....	Rocky Mount, 1980
15.....	Virginia, 1988
14.....	Raleigh, 1950 Rocky Mount, 1980 Virginia, 1988
13.....	Greensboro, 1948 Fayetteville, 1950 Rocky Mount, 1980 Salem, 1982 Durham, 1995 Winston-Salem, 2002 Frederick, 2008
12.....	Burlington, 1965 Rocky Mount, 1972

LONGEST EXTRA-INNING GAMES

23.....	Kinston 3, Myrtle Beach 2, June 12, 2011
21.....	Wilmington 3, Danville 2, July 5, 1998
20.....	Tidewater 5, Kinston 5, April 18, 1967 Winston-Salem 4, Myrtle Beach 3, May 19, 2010 (second game of day/night doubleheader)
19.....	Lynchburg 4, Kinston 3, Aug 8, 1966 Winston-Salem 13, Greensboro 12, Aug 14, 1967 Greensboro 3, Lynchburg 1, Aug 28, 1967 Myrtle Beach 3, Winston-Salem 2, July 24, 2001
18.....	There have been 12 (last time: Myrtle Beach 4, Lynchburg 2, Aug 15, 1999)



Walter "Teapot" Frye played in a record 953 games from 1947-53.

ATTENDANCE RECORDS

SINGLE GAME ATTENDANCE

(NON LEAGUE CITY)

32,152..... @ Washington D.C., May 21, 2006 (Salem vs Potomac)

15,872..... @ Baltimore, June 10, 1990 (Peninsula vs. Frederick)

(LEAGUE CITY)

12,049..... @ Greensboro, Aug 23, 1960 (vs. Durham)

(CURRENT LEAGUE CITIES)

11,006..... @ Frederick, Aug 30, 1997 (vs. Wilmington)

10,317..... @ Winston-Salem, July 4, 1995 (vs. Kinston)

10,879..... @ Potomac, July 4, 2009 (vs. Frederick)

8,834..... @ Salem, June 9, 1981 (vs. Hagerstown)

8,208..... @ Lynchburg, July 4, 2000 (vs. Myrtle Beach)

7,498..... @ Wilmington, April 26, 2002 (vs. Winston-Salem)

6,599..... @ Myrtle Beach, (several times, most recently April 9, 2009
(vs. Wilmington))

5,394..... @ Kinston, July 3, 1995 (vs. Durham)

REGULAR SEASON TOTAL ATTENDANCE

(LEAGUE TOTAL)

1995---1,816,193

2010---1,810,537

1997---1,805,345

1993---1,743,028

2008---1,726,511

1996---1,722,580

1994---1,687,596

2007---1,688,811

1999---1,652,256

2001---1,642,272

2000---1,611,255

2006---1,601,427

REGULAR SEASON TOTAL ATTENDANCE

(LEAGUE CITY)

390,486 Durham, 1995

(CURRENT LEAGUE CITIES)

Frederick 351,146 (1993)

Kinston..... 151, 953 (1997)

Lynchburg 164, 328 (2009)

Myrtle Beach.....242,397 (2008)

Potomac.....215,250 (1995)

Salem.....258,469 (2007)

Wilmington358,768 (1995)

Winston-Salem312,313 (2010)



The Wilmington Blue Rocks drew 358,768 to Daniel S. Frawley Stadium in 1995, tops among current Carolina League cities.

ALL-STAR GAME RESULTS

- 1948..... East 19, West 2 (July 11 at Greensboro)
- 1949..... Danville 2, All-Stars 0 (July 10 at Danville)
- 1950..... No game scheduled
- 1951..... All-Stars 12, Reidsville 4 (July 22 at Greensboro)
- 1952..... All-Stars 1, Raleigh 0 (July 14 at Raleigh)
- 1953..... All-Stars 7, Burlington 5 (July 13 at Graham)
- 1954..... All-Stars 9, Burlington 6 (July 12 at Graham)
- 1955..... All-Stars 5, Fayetteville 1 (July 11 at Fayetteville)
- 1955..... Veterans 3, Rookies 2 (Aug 21 at Thomasville)
- 1956..... All-Stars 4, Wilson 2 (July 18 at Wilson)
- 1956..... West 8, East 1 (Aug 13 at Winston-Salem)
- 1957..... All-Stars 7, Durham 6 (July 15 at Durham)
- 1958..... All-Stars, 4, Hi-Toms 1 (July 14 at Thomasville)
- 1959..... No game scheduled
- 1960..... Greensboro 9, All-Stars 7 (June 30 at Greensboro)
- 1961..... Wilson 3, All-Stars 2 (June 29 at Wilson)
- 1962..... All-Stars 5, Kinston 3 (June 28 at Kinston)
- 1963..... West 4, East 1 (July 21 at Kinston)
- 1964..... All-Stars 4, Kinston 3, 10 innings (July 6 at Kinston)
- 1965..... All-Stars 4, Durham 0 (July 20 at Durham)
- 1966..... All-Stars 6, Winston-Salem 5 (July 25 at Winston-Salem)
- 1967..... West 10, Greensboro 3 (July 17 at Greensboro)
East 7, Raleigh 6 (July 17 at Raleigh)
- 1968..... Salem 6, All-Stars 1 (July 15 at Salem)
- 1969..... All-Stars 2, Rocky Mount 0 (July 28 at Rocky Mount)
- 1970..... All-Stars 8, Winston-Salem 1 (July 7 at Winston-Salem)
- 1971..... All-Stars 2, Kinston 1, 11 innings (July 12 at Kinston)
- 1972..... Burlington 3, All-Stars 2, 14 innings (July 10 at Burlington)
- 1973..... Lynchburg 9, All-Stars 3 (July 11 at Lynchburg)
- 1974..... All-Stars 14, Salem 9 (July 11 at Salem)
- 1975..... Western Carolinas League 7, Carolina League 0
(July 24 at Rocky Mount)
- 1976..... Carolina League 11, Charleston (Intl League) 5
(Aug 20 at Salem)
- 1977..... Carolina League 9, Pawtucket (Intl League) 7
(Aug 4 at Winston-Salem)
- 1978..... Carolina League 5, Tidewater (Intl League) 4
(Aug 21 at Lynchburg)
- 1979..... Tidewater 9, Carolina League 2 (July 9 at Peninsula)
- 1980..... NC Division 3, VA Division 2, 10 innings (July 16 at Kinston)
- 1981..... North 9, South 3 (July 7 at Durham)
- 1982..... North 5, South 3 (June 29 at Alexandria)
- 1983..... South 5, North 2 (June 28 at Hagerstown)
- 1984..... South 11, North 6 (June 19 at Salem)
- 1985..... South 5, North 2 (July 17 at Winston-Salem)
- 1986..... North 3, South 1 (July 22 at Lynchburg)
- 1987..... South 4, North 1 (July 15 at Peninsula)
- 1988..... North 2, South 1 (July 20 at Kinston)
- 1989..... South 2, North 1 (July 18 at Durham)
- 1990..... South 5, North 4, 10 innings (July 18 at Prince William)
- 1991..... South 6, North 5 (July 24 at Frederick)
- 1992..... North 5, South 2 (July 22 at Salem)
- 1993..... North 6, South 3 (July 25 at Winston-Salem)
- 1994..... North 2, South 1 (July 20 at Wilmington)
- 1995..... North 8, South 3 (July 19 at Lynchburg)
- 1996..... Carolina League 2, California League 2, 11 innings
(June 18 at Rancho Cucamonga, CA)
- 1997..... California League 6, Carolina League 5 (June 17 at Durham)
- 1998..... North 5, South 2 (June 23 at Wilmington)
- 1999..... Carolina League 10, California League 6, 10 innings
(June 22 at Lake Elsinore, CA)
- 2000..... Carolina League 5, California League 4 (June 20 at Kinston)
- 2001..... California League 7, Carolina League 5 (June 19 at Lancaster, CA)
- 2002..... California League 3, Carolina League 3, 10 innings (June 18 at Wilmington)

ALL-STAR GAME RESULTS

2003..... Carolina League 5, California League 3, (June 24 at Rancho Cucamonga, CA)
 2004..... California League 5, Carolina League 2 (June 29 at San Bernardino, CA)
 2005..... Carolina League 8, California League 0 (June 28 at Frederick)
 2006..... Carolina League 6, California League 3 (June 27 at Salem)
 2007..... California League 10, Carolina League 5 (June 19 at Stockton, CA)
 2008..... Carolina League 3, California League 0 (June 24 at Myrtle Beach)
 2009..... California League 2, Carolina League 1, 10 innings (June 23 at Lake Elsinore, CA)
 2010..... California League 4, Carolina League 3 (June 22 at Myrtle Beach)
 2011..... California League 6, Carolina League 1 (June 21 at Modesto, CA)

COMPOSITE STANDINGS

(66 years • 36,107 games)

City	Years	W	L	Pct.	Titles
Wilmington	19	1432	1209	.542	4
High Point-Thomasville	7	530	463	.534	1
Kinston	48	3506	3133	.528	6
Danville	15	1106	1016	.521	3
Raleigh	19	1369	1289	.515	2
Durham*	45	3210	3058	.512	3
Winston-Salem	67	4724	4608	.507	11
Myrtle Beach	13	912	896	.504	2
Tidewater	6	424	419	.503	1
Lynchburg	46	3168	3195	.498	6
Greensboro	24	1684	1686	.499	1
Frederick***	31	2123	2170	.494	5
Peninsula %	27	1841	1893	.493	4
Burlington	26	1774	1858	.488	2
Reidsville	8	549	584	.485	1
Salem	43	2953	3152	.484	4
Potomac**	34	2264	2445	.481	4
Wilson #	14	933	1017	.478	3
Rocky Mount	15	999	1096	.477	2
Asheville	1	64	74	.464	0
Martinsville	5	322	383	.457	1
Fayetteville	7	447	542	.451	2
Leaksville	3	182	237	.435	0
Red Springs	1	57	84	.404	0
W. Carolinas League @	2	89	155	.365	---

* Durham includes Raleigh-Durham records 1968-71

** Potomac includes Alexandria records 1978-83 and Prince William records 1984-98

*** Frederick includes Hagerstown records 1981-88

Wilson record includes Kinston-Wilson records 1957

% Peninsula includes Virginia record 1988

@ Carolina League and Western Carolinas League played an interlocking schedule 1976-77

MAJOR LEAGUE AFFILIATIONS

1 Atlanta Braves	11 Kansas City Royals	21 St. Louis Cardinals
2 Baltimore Orioles	12 Minnesota Twins	22 San Diego Padres
3 Boston Red Sox	13 Montreal Expos	23 Seattle Mariners
4 Chicago Cubs	14 New York Giants	24 Texas Rangers
5 Chicago White Sox	15 New York Mets	25 Toronto Blue Jays
6 Cincinnati Reds	16 New York Yankees	26 Washington Senators
7 Cleveland Indians	17 Oakland A's	27 Colorado Rockies
8 Detroit Tigers	18 Philadelphia A's	28 Washington Nationals
9 Houston Colt .45s/Astros	19 Philadelphia Phillies	
10 Kansas City A's	20 Pittsburgh Pirates	

(X)Co-op (players supplied by several major league clubs)

Note: Teams with no code operated as independents, signing their own players without any major league affiliation.

SEASON CAPSULES

1945 SEASON

Club	W	L	Pct.	Club	W	L	Pct.
Danville	94	44	.681	Leaksville	66	70	.485
Raleigh	78	60	.565	Winston-Salem	61	76	.445
Martinsville	69	67	.507	Durham	59	77	.434
Burlington	67	70	.489	Greensboro	53	83	.394

Playoffs: Raleigh beat Burlington, 4-3; Danville beat Martinsville, 4-2; Danville beat Raleigh, 4-1 • ATTENDANCE: Raleigh-82,000; Danville-75,000; Durham-72,000; Winston-Salem-68,000; Greensboro-52,000; Burlington-50,000; Martinsville-37,000; Leaksville-30,000. Total-536,000. Playoffs-31,000. • MANAGERS: Danville-Herb Brett; Raleigh-Charlie Carroll; Martinsville-Heinie Manush; Burlington-Tom Greenwade, Cy Perkins, Rube Wilson; Leaksville-Jackie Warner; Winston-Salem-George Ferrell; Durham-Floyd Patterson; Greensboro-Wes Ferrell, Charlie Eatman, Charlie Burgess, Johnny Allen. • ALL-STARS: 1B-Jerome Gutt, Martinsville. 2B-Aug Granzig, Leaksville. 3B-Richard Meyers, Burlington. SS-Jaime Almendro, Danville. LF-Rudolph Adkins, Martinsville. CF-John Carenbauer, Danville. RF-Glen Brundis, Danville. C-Joe Borich, Winston-Salem. RHP-Art Fowler, Danville. LHP-Bill Bustle, Leaksville. UTILITY-Paul Ellington, Raleigh. MGR-Herb Brett, Danville.

1946 SEASON

Club	W	L	Pct.	Club	W	L	Pct.
Greensboro	85	57	.599	Winston-Salem (21)	68	72	.486
Raleigh	80	62	.563	Martinsville (18)	67	75	.472
Durham	80	62	.563	Danville	60	82	.423
Burlington	69	71	.493	Leaksville	57	85	.401

Playoffs: Durham Beat Greensboro, 4-2; Raleigh beat Burlington, 4-2; Raleigh beat Durham, 4-2 • ATTENDANCE: Greensboro-171,801; Durham-151,392; Raleigh-145,021; Winston-Salem-127,000; Danville-110,000; Burlington-103,000 Martinsville-66,000; Leaksville-67,000. Total-936,214. Playoffs-66,680. • MANAGERS: Greensboro-George Granger; Raleigh-Charlie Carroll, Ray Thomas; Durham-Floyd Patterson; Burlington-Steve Byasco; Winston-Salem-Cecil (Zip) Payne; Martinsville-Cliff Bolton, Tom Burnette; Danville-Herb Brett; Leaksville-Mickey O'Neal. • ALL-STARS: 1B-Jim Blair, Burlington. 2B-Lee Mohr, Durham. 3B-Bill Hockenbury, Martinsville. SS-Hillard Nance, Martinsville. LF-Woody Fair, Durham. CF-Tom Wright, Durham. RF-Gus Zernial, Burlington. C-Milton Welch, Durham. RHP-Frank Paulin, Leaksville. LHP-Willard Speaks, Greensboro. UTILITY-Nig Lipscomb, Greensboro. MGR-Floyd Patterson, Durham.

1947 SEASON

Club	W	L	Pct.	Club	W	L	Pct.
Burlington	87	55	.613	Greensboro	65	75	.464
Winston-Salem (21)	85	57	.599	Danville (14)	65	77	.458
Raleigh	81	60	.574	Leaksville	59	82	.418
Durham	70	71	.496	Martinsville (18)	53	88	.376

Playoffs: Durham beat Winston-Salem, 4-2; Raleigh beat Burlington, 4-3; Raleigh beat Durham, 4-2. • ATTENDANCE: Winston-Salem-223,507; Durham-152,095; Raleigh-150,110; Greensboro-147,128; Burlington-140,138; Danville-105,700; Leaksville-54,000; Martinsville-51,000. Total-1,023,678. Playoffs-77,028. • MANAGERS: Burlington-Buddy Bates; Winston-Salem-Cecil (Zip) Payne; Raleigh-Ray Thomas; Durham-Willie Duke; Greensboro-Charlie Carroll, Rene Desorcy; Danville-Herb Brett, Gene Petty; Leaksville-George Granger; Martinsville-Joe Glenn, Woody Wheaton. • ALL-STARS: 1B-Cecil Tyson, Durham. 2B-Jim Burns, Greensboro and Burlington. 3B-Bill Nagel, Leaksville and Raleigh. SS-Walter (Teapot) Frye, Leaksville. LF-Willie Duke, Durham. CF-Buddy Bates, Burlington. RF-Emile Showfety, Burlington and Greensboro. C-Harry Sullivan, Raleigh. RHP-Ken Deal, Burlington. LHP-Harvey Haddix, Winston-Salem. UTILITY-Claude Swiggert, Burlington. MGR-Buddy Bates, Burlington. ROOKIE OF THE YEAR-Harvey Haddix, Winston-Salem

1948 SEASON

Club	W	L	Pct.	Club	W	L	Pct.
Raleigh	84	58	.592	Winston-Salem (21)	76	65	.539
Martinsville (18)	81	61	.570	Durham (8)	63	79	.444
Burlington	80	62	.563	Reidsville	57	85	.401
Danville	77	64	.546	Greensboro	49	93	.345

Playoffs: Burlington beat Raleigh, 4-2; Martinsville beat Danville, 4-1; Martinsville beat Burlington, 4-2. • ATTENDANCE: Winston-Salem-141,664; Raleigh-125,000; Danville-104,000; Burlington-101,000; Durham-95,291; Greensboro-80,000; Reidsville-71,509; Martinsville-59,481. Total-777,945. Playoffs-45,000. All-Star Game-3,961. • MANAGERS: Raleigh-Bill Nagel, Glen Lockamy (June 26); Martinsville-Edwin Morgan; Burlington-Buddy Bates; Danville-Robert Latshaw, Woody Fair (July 3); Winston-Salem-Cecil (Zip) Payne; Durham-Willie Duke; Reidsville-Barney DeForge, Tal Abernathy (May 22), Bill Nagel (June 28); Greensboro-Rip Radcliff. • ALL-STARS: 1B-Eddie Morgan, Martinsville. 2B-Lawrence (Crash) Davis, Durham. 3B-George Wright, Martinsville. SS-Walter (Teapot) Frye, Winston-Salem. LF-Russell Sullivan, Danville. CF-Buddy Bates, Burlington. RF-Emile Showfety, Greensboro. C-Joe Kratzer, Martinsville. RHP-Al Henencheck, Raleigh. LHP-Lewis Hester, Reidsville. UTILITY-Claude Swiggert, Burlington. MGR-Buddy Bates, Burlington. ROOKIE OF THE YEAR-Russell Sullivan, Danville. PLAYER OF THE YEAR-Lewis Hester, Reidsville.

SEASON CAPSULES

1949 SEASON

Club	W	L	Pct.	Club	W	L	Pct.
Danville	86	57	.601	Greensboro	72	73	.497
Winston-Salem (21)	84	61	.579	Durham (8)	70	72	.493
Raleigh	76	68	.528	Reidsville	63	80	.441
Burlington	72	72	.500	Martinsville (18)	52	92	.361

Playoffs: Burlington beat Danville, 4-2; Raleigh beat Winston-Salem, 4-0; Burlington beat Raleigh, 4-3. • ATTENDANCE: Winston-Salem-153,110; Greensboro-147,501; Durham-118,356; Raleigh-94,348; Danville-84,471; Burlington-83,150; Reidsville-76,114; Martinsville-32,489. Total-789,539. Playoffs-47,477. All-Star Game-5,337. • MANAGERS: Danville-Woody Fair; Winston-Salem-Willie Duke, Roland LeBlanc (June 13); Raleigh-Glen Lockamy, Charles Cronin (June 9); Burlington-Buddy Bates, Herb Crompton (July 22); Greensboro-Wes Ferrell, Fred Vaughn (July 1), Buddy Bates (July 22); Durham-Ace Parker; Reidsville-John George, George Souter (May 2), Harry Hatch (May 10), Cecil (Zip) Payne (July 22); Martinsville-George Staller. • ALL-STARS: 1B-Leo (Muscle) Shoals, Reidsville. 2B-Mike Haenecker, Burlington. 3B-Don Siegert, Raleigh. SS-Walter (Teapot) Frye, Winston-Salem. LF-Carl Linhart, Durham. CF-William Brown, Danville. RF-Dick Sipek, Reidsville. C-Hugh Taylor, Danville. RHP-Mike Forline, Reidsville. LHP-Eddie Neville, Durham. UTILITY-Woody Fair, Danville. MGR-Ace Parker, Durham. PLAYER OF THE YEAR-Leo (Muscle) Shoals, Reidsville.

1950 SEASON

Club	W	L	Pct.	Club	W	L	Pct.
Winston-Salem (21)	106	47	.693	Greensboro	78	74	.513
Danville	87	66	.569	Durham (8)	73	79	.480
Burlington	83	70	.542	Raleigh	55	97	.362
Reidsville	82	72	.532	Fayetteville (18)	47	106	.307

Playoffs: Winston-Salem beat Reidsville, 3-2; Burlington beat Danville, 3-1; Winston-Salem beat Burlington, 4-1. • ATTENDANCE: Winston-Salem-172,895; Greensboro-132,554; Reidsville-87,490; Danville-85,323; Burlington-82,834; Durham-80,834; Fayetteville-63,400; Raleigh-52,721. Total-738,051. Playoffs-34,730. • MANAGERS: Winston-Salem-George Kissell; Danville-Ben Chapman; Burlington-Herbert Crompton; Reidsville-Herb Brett; Greensboro-Buddy Bates; Durham-Ace Parker; Raleigh-Wes Livengood; Fayetteville-Mule Haas, Tom Oliver (May 18). • ALL-STARS: 1B-Neil Hertwick, Winston-Salem. 2B-Fred Vaughn, Greensboro. 3B-Bucky Jacobs, Danville. SS-Mike Romello, Danville. LF-Russell Rac, Winston-Salem. CF-Bill Evans, Burlington. RF-Buster Maynard, Burlington. C-Al Spaziano, Burlington. RHP-Woody Rich, Greensboro. LHP-Wilmer (Vinegar Bend) Mizell, Winston-Salem. UTILITY-Claude Swiggert, Greensboro. MGR-George Kissell, Winston-Salem. PLAYER OF THE YEAR-Bill Evans, Burlington.

1951 SEASON

Club	W	L	Pct.	Club	W	L	Pct.
Durham (8)	84	56	.600	Greensboro (4)	67	73	.479
Winston-Salem (21)	81	58	.583	Danville	66	73	.475
Raleigh	78	62	.557	Fayetteville (18)	59	79	.428
Reidsville	76	64	.543	Burlington (20)	47	93	.336

Playoffs: Winston-Salem beat Raleigh, 4-0; Reidsville beat Durham 4-1; Winston-Salem beat Reidsville, 4-1. • ATTENDANCE: Winston-Salem-100,988; Durham-93,766; Raleigh-80,976; Danville-68,031; Greensboro-67,953; Reidsville-61,841; Fayetteville-55,760; Burlington-42,685. Total-572,000. Playoffs-21,182. All-Star Game-4,378. • MANAGERS: Durham-Ace Parker; Winston-Salem-Harold Oit; Raleigh-Joe (Ducky) Medwick; Reidsville-Herb Brett; Greensboro-Robert Peterson; Danville-Bob Latschaw; Fayetteville-M.C. (Red) Norris; Burlington-Red Barrett, Michael Kash. • ALL-STARS: 1B-Joe Cunningham, Winston-Salem. 2B-Bill Romano, Greensboro. 3B-Ray Jablonski, Winston-Salem. SS-Hank Navarro, Durham. LF-John Baumgartner, Durham. CF-Dick Sipek, Reidsville. RF-Carl Miller, Reidsville. C-Dick Rand, Winston-Salem. RHP-Mike Forline, Reidsville. LHP-Bill Bustle, Danville. UTILITY-Lawrence (Crash) Davis, Raleigh. MGR-Ace Parker, Durham. PLAYER OF THE YEAR-Ray Jablonski, Winston-Salem.

1952 SEASON

Club	W	L	Pct.	Club	W	L	Pct.
Raleigh	79	57	.581	Greensboro (4)	70	64	.522
Durham (8)	76	59	.563	Danville (26)	65	74	.468
Winston-Salem (21)	74	63	.540	Fayetteville (18)	63	73	.463
Reidsville	74	64	.536	Burlington (20)	45	92	.328

Playoffs: Reidsville beat Raleigh, 3-0; Durham beat Winston-Salem, 3-0; Reidsville beat Durham, 4-0. • ATTENDANCE: Raleigh-76,566; Greensboro-74,593; Durham-68,422; Danville-63,721; Winston-Salem-60,118; Reidsville-59,014; Fayetteville-58,203; Burlington-42,236. Total-502,843. Playoffs-16,147. All-Star Game-5,350. • MANAGERS: Raleigh-Herb Brett; Durham-Ace Parker; Winston-Salem-Harold Oit, James Brown (June 21); Reidsville-Ralph Hodgins; Greensboro-Kemp Wicker; Danville-Morris Aderhold; Fayetteville-Bucky Detweller, Red Norris (June 10); Burlington-Jerry Gardner. • ALL-STARS: 1B-Paul Owens, Winston-Salem. 2B-Lawrence (Crash) Davis, Raleigh. 3B-Bucky Jacobs, Raleigh. SS-Jimmy Edwards, Fayetteville. OF-Emil Karlik, Durham; Joe Pancoe, Reidsville; Chick King, Durham. C-Ralph Caldwell, Durham. RHP-Leonard Matarazzo, Fayetteville. LHP-Eddie Neville, Durham. UTILITY-Walter (Teapot) Frye, Reidsville. UTILITY-OF-Bob Riga, Greensboro. MGR-Herb Brett, Raleigh. PLAYER OF THE YEAR-Leonard Matarazzo, Fayetteville.

1953 SEASON

Club	W	L	Pct.	Club	W	L	Pct.
Raleigh	83	57	.593	Greensboro (3)	70	70	.500
Danville (14)	79	59	.572	Winston-Salem (21)	69	70	.496
Burlington (20)	75	65	.536	Durham (8)	64	75	.460
Reidsville	73	66	.525	Fayetteville (18)	44	95	.317

SEASON CAPSULES

Playoffs: Danville beat Burlington, 3-1; Reidsville beat Raleigh, 3-2; Danville beat Reidsville, 4-2. • ATTENDANCE: Danville-84,494; Raleigh-75,130; Burlington-71,708; Greensboro-68,549; Reidsville-61,377; Durham-53,823; Winston-Salem-53,700; Fayetteville-40,090. Total-508,871. All-Star Game-3,125. • MANAGERS: Raleigh-Herb Brett; Danville-Andy Gilbert; Burlington-Stan Wentzel; Reidsville-Ralph Hodgins; Greensboro-Eddie Popowski; Winston-Salem-Jimmy Brown; Durham-Marv Owen; Fayetteville-Buck Etchison, William Bergeron (May 8), Robert Eiziminger (June 17), Kemp Wicker (July 9). • ALL-STARS: 1B-Bill Radulovich, Durham. 2B-Joe Rovner, Danville. 3B-Robert Caldwell, Danville. SS-Don Buddin, Greensboro. OF-Jack Hussey, Raleigh; Bob Honor, Burlington; Jack Mitchell, Reidsville. C-Ed Sadowski, Greensboro; Bill Robertson, Fayetteville (tie). LHP-Eddie Neville, Durham. RHP-Ramon Monzant, Danville. UTILITY-OF-Jimmy Edwards, Raleigh. UTILITY-OF-Rudy Tanner, Raleigh. MGR-Herb Brett, Raleigh. PLAYER OF THE YEAR-Ramon Monzant, Danville.

1954 SEASON

Club	W	L	Pct.	Club	W	L	Pct.
Fayetteville	86	51	.628	Danville (14)	70	69	.504
Burlington (20)	82	56	.594	Hi-Toms (6)	66	73	.475
Greensboro (3)	79	59	.572	Reidsville	56	83	.403
Durham (8)	70	68	.507	Winston-Salem	44	94	.319

Playoffs: Fayetteville beat Durham, 3-1; Burlington beat Greensboro, 3-2; Fayetteville beat Burlington, 4-1. • ATTENDANCE: Greensboro-81,697; Fayetteville-74,304; Hi-Toms-65,403; Burlington-59,923; Danville-49,863; Durham-49,398; Winston-Salem-44,380; Reidsville-28,321. Total-453,199. Playoffs-22,222. All-Star Game-3,433. • MANAGERS: Fayetteville-Hugh Taylor, Aaron Robinson (July 13); Burlington-Stan Wentzel; Greensboro-Eddie Popowski; Durham-Charlie Metro; Danville-Andy Gilbert; Hi-Toms-Tom Reis, Fred Lanifero (June 10); Reidsville-Fred Harrington; Winston-Salem-Ralph Hodgins, Herb Brett (June 8). • ALL-STARS: 1B-James Pokel, Fayetteville. 2B-Jake Charvat, Greensboro. 3B-Eugene Hassell, Burlington. SS-John Pfeiffer, Greensboro. LF-Dewey Benson, Fayetteville. CF-George Bullard, Durham. RF-Jack Hussey, Fayetteville. C-Guy Morton, Greensboro. LHP-Bob Cruze, Durham. RHP-Harry Gilbert, Burlington. UTILITY-Melvin Collins, Danville. UTILITY-OF-Bill Evans, Reidsville. MGR-Stan Wentzel, Burlington. PLAYER OF THE YEAR-Guy Morton, Greensboro.

1955 SEASON

Club	W	L	Pct.	Club	W	L	Pct.
Hi-Toms (6)	80	58	.580	Reidsville (19)	68	70	.493
Danville (14)	73	64	.533	Greensboro (3)	66	72	.478
Fayetteville (2)	70	67	.511	Winston-Salem (16)	65	73	.471
Durham (8)	69	69	.500	Burlington (20)	60	78	.435

Playoffs: Danville beat Fayetteville, 4-1; Hi-Toms beat Durham, 4-3; Danville beat Hi-Toms, 4-2. • ATTENDANCE: Danville-78,341; Hi-Toms-67,003; Greensboro-58,282; Fayetteville-52,236; Winston-Salem-45,954; Durham-40,965; Reidsville-38,181; Burlington-33,605. Total-414,557. Playoffs-18,301. All-Star Game-3,110. • MANAGERS: Hi-Toms-James Brown; Danville-Andy Gilbert; Fayetteville-Aaron Robinson, Jack McKeon (June 11), Jack Sanford (Aug 6); Durham-Frank Skaff; Reidsville-Charlie Gassaway; Greensboro-Elmer Yoter; Winston-Salem-Ken Silvestri, Aaron Robinson (Aug 1); Burlington-Larry Dorton. • ALL-STARS: 1B-Harold Holland, Danville. 2B-Bill Ford, Hi-Toms; Bobby Beier, Danville (tie). 3B-Bucky Jacobs, Fayetteville. SS-Mel Collins, Danville. OF-Danny Morejon, Hi-Toms; Dick McCarthy, Greensboro; Al Viotto, Fayetteville. C-Charlie Lau, Durham; Larry Dorton, Burlington (tie). RHP-Woody Rich, Hi-Toms and Jack Taylor, Hi-Toms. LHP-John Fitzgerald, Danville and Max Simmons, Durham. UTILITY-OF-Fred Harrington, Hi-Toms. UTILITY-OF-Joe Cristello, Fayetteville. MGR-Jimmy Brown, Hi-Toms. PLAYER OF THE YEAR-Danny Morejon, Hi-Toms.

1956 SEASON

Club	W	L	Pct.	Club	W	L	Pct.
Hi-Toms (6)	91	63	.591	Greensboro (3)	75	79	.487
Durham (8)	84	69	.549	Wilson (19)	72	79	.477
Danville (14)	83	69	.546	Kinston (20)	66	87	.431
Fayetteville (7)	78	71	.523	Winston-Salem (16)	59	91	.398

Playoffs: Fayetteville beat Hi-Toms, 3-0; Danville beat Durham, 3-1; Fayetteville beat Danville, 4-2. • ATTENDANCE: Winston-Salem-81,117; Wilson-80,409; Danville-75,688; Hi-Toms-64,625; Fayetteville-49,212; Durham-41,934; Greensboro-39,738; Kinston-37,834. Total-470,557. Playoffs-12,948. All-Star Games-3,583 and 1,751. • MANAGERS: Hi-Toms-Bert Haas; Durham-Johnny Pesky; Danville-Sally Parker; Fayetteville-Dutch Meyer; Greensboro-Eddie Popowski; Wilson-Charlie Gassaway; Kinston-Jack Paepke, Tex Taylor (Aug 22); Winston-Salem-George Hausman, Lee Peterson (July 20). • ALL-STARS: 1B-Willie McCovey, Danville. 2B-Billy Joe Ford, Hi-Toms. 3B-Doug Hubacek, Greensboro. SS-John Pfeiffer, Greensboro. OF-Leon Wagner, Danville; Curt Flood, Hi-Toms; Carl Long, Kinston. C-Jim Coker, Wilson; Stan Grossman, Danville (tie). P-Jack Taylor, Hi-Toms; Larry Dresen, Fayetteville; Orlando Pena, Hi-Toms; Pinky Wilson, Fayetteville. UTILITY-OF-Don Montgomery, Fayetteville. UTILITY-OF-Curt Hardaway, Winston-Salem. MGR-Johnny Pesky, Durham. PLAYER OF THE YEAR-Curt Flood, Hi-Toms.

1957 SEASON

FIRST HALF	W	L	Pct.	SECOND HALF	W	L	Pct.
Durham (8)	43	25	.632	Hi-Toms	46	28	.622
Winston-Salem (21)	40	27	.597	Greensboro	40	33	.548
Greensboro (3)	36	31	.537	Durham	36	36	.500
Hi-Toms (19)	33	33	.500	Danville	35	38	.479
Danville (14)	28	39	.418	Winston-Salem	32	41	.438
Kinston-Wilson (26)	21	46	.313	Wilson	30	43	.411

(Kinston franchise moved to Wilson, May 11) • Playoffs: Durham beat Hi-Toms, 4-3. • ATTENDANCE: Winston-Salem-101,000; Danville-61,987; Kinston-Wilson-51,500; Greensboro-49,798; Durham-46,848; Hi-Toms-46,755. Total-357,888. Playoff-7,758. All-Star Game-1,964. • MANAGERS: Durham-Bobby Mavis; Hi-Toms-Frank Lucchesi; Greensboro-Len

SEASON CAPSULES

Okrie; Winston-Salem-George Kissell; Danville-Dave Garcia, Mike McCormick (July 27); Wilson-Pete Suder. • ALL-STARS: 1B-Iño Rodriguez, Danville. 2B-Billy Joe Ford, Hi-Toms. 3B-Leroy Bradley, Greensboro. SS-Frank Kostro, Durham. OF-Fred Van Dusen, Hi-Toms; Robert Perry, Danville; Bubba Morton, Durham. C-Dick Harris, Hi-Toms; Jack Feller, Durham. P-Reggie Lee, Danville; David Reed, Durham; Arthur Hirst, Hi-Toms; George Morton, Winston-Salem; Bill Lore, Greensboro. UTIL-INF-Fred Harrington, Hi-Toms. UTIL-OF-Gene Oliver, Winston-Salem. MGR-Bobby Mavis, Durham. PLAYER OF THE YEAR-Fred Van Dusen, Hi-Toms.

1958 SEASON

	W	L	Pct.		W	L	Pct.
Danville (14)	80	59	.575	Winston-Salem (21)	69	68	.504
Hi-Toms (19)	76	63	.547	Raleigh (3)	63	73	.463
Greensboro (16)	75	64	.540	Wilson (2)	60	78	.435
Burlington (7)	70	67	.511	Durham (8)	58	79	.423

Playoffs: Burlington beat Danville, 2-1; Greensboro beat Hi-Toms, 2-1; Burlington beat Greensboro, 2-1. • ATTENDANCE: Winston-Salem-90,151; Greensboro-64,874; Danville-58,306; Wilson-56,163; Raleigh-42,089; Burlington-40,978; Hi-Toms-40,175; Durham-31,218. Total-423,954. All-Star Game-1,878. • MANAGERS: Danville-Bobby Hofman; Hi-Toms-Frank Lucchesi; Greensboro-Vern Hoscheit; Burlington-Pinky May; Winston-Salem-Vern Benson; Raleigh-Len Okrie; Wilson-Bob Hooper, Bernard Lutz (July 29); Durham-Charlie Kress. • ALL-STARS: 1B-Jim Johnston, Greensboro. 2B-Gene Elliot, Burlington. 3B-Joe Theis, Raleigh. SS-Ronald Kabbes, Winston-Salem. OF-Jackie Davis, Hi-Toms; Fred Valentine, Wilson; Manny Mota, Danville. C-Bob Tillman, Raleigh; Jack Bowen, Durham. P-Jack Taylor, Hi-Toms; Roland Passaro, Winston-Salem; Chris Short, Hi-Toms; Don Hyman, Danville. UTIL-INF-Bert Barth, Wilson. UTIL-OF-Robin Coffman, Danville. MGR-Vern Hoscheit, Greensboro and Pinky May, Burlington (tie). ROOKIE OF THE YEAR-Jackie Davis, Hi-Toms. PLAYER OF THE YEAR-Fred Valentine, Wilson.

1959 SEASON

	W	L	Pct.		W	L	Pct.
Raleigh (3)	78	52	.600	Winston-Salem (21)	67	62	.519
Wilson (20)	71	58	.550	Greensboro (16)	54	76	.415
Durham (8)	70	60	.538	Burlington (7)	49	81	.377

Playoffs: Wilson beat Durham, 3-0; Raleigh beat Winston-Salem, 2-0; Wilson beat Raleigh, 4-0. • ATTENDANCE: Winston-Salem-77,157; Burlington-67,874; Wilson-54,922; Raleigh-51,278; Greensboro-39,408; Durham-32,039. Total-322,678. Playoffs-11,369. • MANAGERS: Raleigh-Ken Deal; Wilson-Harding (Pete) Peterson, Don Osborn (temporary); Durham-Frank Skaff; Winston-Salem-Al Unser; Greensboro-Vern Hoscheit; Burlington-Pinky May. • ALL-STARS: 1B-Fred Whitfield, Winston-Salem. 2B-Carl Yastrzemski, Raleigh. 3B-Mike White, Burlington. SS-Dick McAuliffe, Durham. OF-Don Lock, Greensboro; George Watts, Wilson; Tom Agosta, Raleigh; Danny Briner, Durham. C-Joe Theis, Raleigh; Harding (Pete) Peterson, Wilson. P-Bob Veale, Wilson; Bill Spanswick, Raleigh; Frank Carpin, Greensboro; Warren Hodgdon, Raleigh. UTIL-INF-Yogi Hergenrader, Raleigh. MGR-Ken Deal, Raleigh. ROOKIE and PLAYER OF THE YEAR-Carl Yastrzemski, Raleigh.

1960 SPLIT SEASON

FIRST HALF				SECOND HALF			
	W	L	Pct.		W	L	Pct.
Greensboro (16)	48	22	.686	Burlington	41	29	.586
Raleigh (3)	42	27	.609	Wilson	37	31	.544
Wilson (26)	36	34	.514	Greensboro	36	33	.522
Winston-Salem (21)	30	39	.435	Durham	31	36	.463
Durham (8)	26	42	.382	Winston-Salem	31	37	.456
Burlington (7)	26	44	.371	Raleigh	28	38	.424

Playoffs: Greensboro beat Burlington, 4-1. • ATTENDANCE: Greensboro-97,594; Winston-Salem-76,888; Wilson-45,447; Burlington-44,159; Raleigh-30,505; Durham-30,005. Total-324,598. Playoff-6,578. All-Star Game-2,502. • MANAGERS: Greensboro-Hal Charnofsky; Wilson-Jack McKeon; Raleigh-Ken Deal; Burlington-Pinky May; Winston-Salem-Chase Riddle; Durham-Frank (Stubby) Overmire. • ALL-STARS: 1B-Gene Davis, Wilson. 2B-Joe Teague, Burlington. 3B-Ed Olivares, Winston-Salem. SS-Phil Linz, Greensboro. OF-Mitchell June, Burlington; Fred Carpenter, Greensboro; Juan Visteur, Wilson; Andy Kosco, Durham. C-John Sullivan, Durham; Bob Rikard, Wilson. P-Lee Stange, Wilson; Jim Bouton, Greensboro; Johnny Seale, Durham; Joe Kaiser, Wilson. UTILITY-Jim Burton, Wilson. MGR-Pinky May, Burlington. ROOKIE OF THE YEAR-Andy Kosco, Durham. PLAYER OF THE YEAR-Ed Olivares, Winston-Salem.

1961 SPLIT SEASON

FIRST HALF				SECOND HALF			
	W	L	Pct.		W	L	Pct.
Wilson (12)	41	28	.594	Wilson	42	28	.600
Durham (8)	35	33	.515	Burlington	39	30	.565
Greensboro (16)	34	35	.493	Greensboro	36	33	.533
Winston-Salem (3)	33	37	.471	Winston-Salem	35	35	.500
Burlington (7)	32	36	.470	Durham	30	40	.429
Raleigh (15)	31	37	.456	Raleigh	27	43	.386

PLAYOFFS: Wilson won both halves making a playoff unnecessary. • ATTENDANCE: Winston-Salem-70,236; Greensboro-61,017; Wilson-37,893; Durham-33,235; Burlington-32,405; Raleigh-26,480. Total-261,266. All-Star Game-2,240. • MANAGERS: Wilson-Jack McKeon; Burlington-Bill Herring, Walt Novick (July 16); Greensboro-Wayne Terwilliger, Winston-Salem-Elmer Yoler, Matt Szeszyn (June 28); Durham-Al Lakeman; Raleigh-Enos Slaughter. • ALL-STARS: 1B-Chuck Reidel, Greensboro. 2B-Rufus Anderson, Durham. 3B-Gene Dornzalski, Greensboro. SS-Oriando Martinez, Wilson. OF-Chuck Weatherspoon, Wilson; Gates Brown, Durham; Dean Robbins, Winston-Salem; Ron Solomini, Greensboro. C-Joe McCabe, Wilson; Duke Sims, Burlington. P-Bill MacLeod, Winston-Salem; Al Eisele, Burlington; Dick Klunder, Durham; Norm Forsythe, Greensboro. UTILITY-Ron Retton, Greensboro. MGR-Jack McKeon, Wilson. ROOKIE OF THE YEAR-Bill MacLeod, Winston-Salem. PLAYER OF THE YEAR-Chuck Weatherspoon, Wilson.

SEASON CAPSULES

1962 SEASON

	W	L	Pct.		W	L	Pct.
Durham (9)	89	51	.636	Greensboro (16)	65	75	.464
Kinston (20)	83	57	.593	Wilson (12)	65	75	.464
Winston-Salem (3)	76	64	.543	Rocky Mount (6)	60	80	.429
Burlington (7)	66	74	.471	Raleigh (26)	56	84	.400

PLAYOFFS: Kinston beat Winston-Salem, 2-1; Durham beat Burlington, 2-0; Kinston beat Durham, 4-3. • ATTENDANCE: Kinston-141,227; Winston-Salem-75,038; Durham-71,050; Rocky Mount-53,651; Wilson-40,669; Greensboro-38,109; Burlington-30,226; Raleigh-29,552. Total-479,522. Playoffs-16,968. All-Star Game-2,799. • MANAGERS: Durham-Lou Fitzgerald; Kinston-Harding (Pete) Peterson; Winston-Salem-Eddie Popowski; Burlington-Gene Verble; Greensboro-Vern Rapp, Steve Souchock (Aug 11); Wilson-Harry Warner; Rocky Mount-Hershell Freeman, Jack Cassini (July 10); Raleigh-Archie Wilson. • ALL-STARS: 1B-Rusty Staub, Durham. 2B-Cesar Tovar, Rocky Mount. 3B-Tony Perez, Rocky Mount. SS-Rico Petrocelli, Winston-Salem. OF-Ron Flender, Rocky Mount; Ronnie Davis, Durham; Ed Napoleon, Kinston; Jim Gosger, Winston-Salem; Bert Barth, Rocky Mount. C-Buddy Booker, Burlington; Clint Courtney, Durham. P-Steve Blass, Kinston; Wally Wolf, Durham; Mel Stottlemyre, Greensboro; Frank Bork, Kinston; Jimmy Roland, Wilson. UTILITY-Glenn Vaughan, Durham. MGR-Lou Fitzgerald, Durham. ROOKIE and PLAYER OF THE YEAR-Rusty Staub, Durham.

1963 SEASON

EASTERN DIVISION				WESTERN DIVISION			
	W	L	Pct.		W	L	Pct.
Kinston (20)	77	66	.538	Greensboro (16)	85	59	.590
Wilson (12)	77	67	.535	Durham (9)	78	65	.545
Rocky Mount (6)	72	72	.500	Burlington (7)	77	66	.538
Tidewater	65	79	.451	Winston-Salem (3)	67	76	.469
Peninsula (26)	58	86	.403	Raleigh (15)	62	82	.431

PLAYOFFS: Wilson beat Kinston, 3-0; Greensboro beat Durham, 3-2; Wilson beat Greensboro, 2-1. • ATTENDANCE: Kinston-119,346; Tidewater-63,468; Burlington-62,704; Rocky Mount-53,023; Peninsula-50,171; Durham-47,453; Wilson-44,789; Greensboro-44,556; Winston-Salem-43,481; Raleigh-34,309. Total-563,300. Playoffs-9,524. All-Star Game-1,322. • MANAGERS: Wilson-Ralph Rowe; Greensboro-Frank Verdi; Kinston-Harding (Pete) Peterson; Durham-Billy Goodman; Burlington-Patrick Colgan; Kinston-Alton John (Red) Davis; Winston-Salem-Matt Szeszyn, Bill Slack (July 5); Tidewater-Alen Jones; Raleigh-Clyde McCullough, Tommy Byrne (July 29); Peninsula-Archie Wilson. • ALL-STARS: 1B-Luke Vasser, Wilson. 2B-Roy White, Greensboro. 3B-Ron Clark, Wilson. SS-Len Boehmer, Rocky Mount. OF-Don Bosch, Kinston; Joe Wilson, Rocky Mount; Lou Piniella, Peninsula; Walt Matthews, Durham. C-Jim Price, Kinston; Tom Kowalowski, Greensboro. P-Sherman (Roadblock) Jones, Raleigh; Chuck Kovach, Burlington; George Pressley, Burlington; Gerald Merz, Rocky Mount. UTILITY-Gene Michael, Kinston. MGR-Patrick Colgan, Burlington. ROOKIE OF THE YEAR-Lou Piniella, Peninsula. PLAYER OF THE YEAR-Jim Price, Kinston.

1964 SEASON

EASTERN DIVISION				WESTERN DIVISION			
	W	L	Pct.		W	L	Pct.
Kinston (20)	79	59	.572	Winston-Salem (3)	82	57	.590
Tidewater (5)	75	63	.543	Greensboro (16)	76	61	.555
Peninsula (6)	61	76	.445	Raleigh (21)	76	62	.551
Rocky Mount (26)	61	77	.442	Burlington (7)	68	70	.493
Wilson (12)	57	82	.410	Durham (9)	54	82	.397

PLAYOFFS: Winston-Salem beat Greensboro, 2-0; Tidewater beat Kinston, 2-0; Winston-Salem beat Tidewater, 2-0. • ATTENDANCE: Kinston-101,915; Tidewater-83,255; Greensboro-58,528; Rocky Mount-55,561; Winston-Salem-55,361; Raleigh-52,620; Burlington-48,003; Peninsula-38,020; Durham-30,631; Wilson-24,599. Total-548,493. Playoffs-6,484. All-Star Game-2,020. • MANAGERS: Winston-Salem-Bill Slack; Kinston-Harding (Pete) Peterson; Greensboro-Loren Babe; Raleigh-George Kissell; Tidewater-Alen Jones; Burlington-Bill Herring; Peninsula-Jack Cassini; Rocky Mount-Owen Friend; Wilson-Ralph Rowe; Durham-Billy Goodman, Walt Matthews. • ALL-STARS: 1B-Ron Clark, Burlington. 2B-Stan Swanson, Peninsula. 3B-Jose (Coco) Laboy, Raleigh. SS-Chet Trail, Greensboro. OF-Steve Whitaker, Greensboro; Mike Page, Winston-Salem; Sam Parrilla, Burlington; Ed Stroud, Tidewater, C-Jim French, Rocky Mount; Tommy Smith, Raleigh. P-Casey Cox, Rocky Mount; Dan Hagen, Raleigh; Mario Pagano, Winston-Salem; Chuck Holle, Wilson. UTILITY-Bill Tarroly, Wilson. MGR-Bill Slack, Winston-Salem. PLAYER OF THE YEAR-Ed Stroud, Tidewater.

1965 SEASON

EASTERN DIVISION				WESTERN DIVISION			
	W	L	Pct.		W	L	Pct.
Peninsula (6)	86	58	.597	Durham (9)	83	60	.580
Tidewater (5)	76	68	.528	Greensboro (16)	79	65	.549
Kinston (20)	72	71	.503	Winston-Salem (3)	65	79	.451
Wilson (12)	68	75	.476	Raleigh (21)	64	79	.448
Rocky Mount (8)	62	82	.430	Burlington (26)	63	81	.438

PLAYOFFS: Tidewater beat Peninsula, 2-1; Durham beat Greensboro, 2-1; Tidewater beat Durham, 2-0. • ATTENDANCE: Peninsula-102,424; Kinston-90,274; Greensboro-86,423; Tidewater-61,667; Winston-Salem-43,921; Rocky Mount-41,798; Burlington-36,391; Raleigh-36,221; Durham-34,956; Wilson-26,850. Total-560,925. Playoffs-7,811. All-Star Game-2,046. • MANAGERS: Tidewater-Alen Jones; Peninsula-Jack Cassini, Pinky May (June 7); Durham-Dave Philley; Greensboro-Lamar North; Kinston-Bob Clear; Wilson-Vern Morgan; Winston-Salem-Bill Slack; Raleigh-Ray Hathaway; Burlington-Owen Friend; Rocky Mount-Al Lakeman. • ALL-STARS: 1B-Mike Derrick, Kinston. 2B-Jose Herrera, Durham. 3B-Ron Boyer, Greensboro. SS-Bobby Murcer, Greensboro. OF-Ed Stroud, Tidewater; Teofindo Acosta, Peninsula; Mike Maloney, Burlington. C-Paul Casanova, Burlington; Eliseo Rodriguez, Greensboro. P-Dock Ellis, Kinston; Merv Dutt, Durham; Jim Morio, Peninsula; Jack DiLauro, Rocky Mount. UTIL-INF-Tony Torchia, Winston-Salem. UTIL-OF-Felix DeLeon, Raleigh. MGR-Pinky May, Peninsula. PLAYER OF THE YEAR-Bobby Murcer, Greensboro.

SEASON CAPSULES

1966 SEASON

EASTERN DIVISION W			WESTERN DIVISION W				
W	L	Pct.	W	L	Pct.		
Kinston (1)	76	63	.547	Winston-Salem (3)	82	58	.586
Rocky Mount (8)	72	63	.533	Burlington (26)	76	62	.551
Wilson (12)	72	65	.526	Raleigh (20)	71	66	.518
Peninsula (6)	63	75	.457	Lynchburg (5)	64	75	.460
Tidewater (19)	58	81	.417	Greensboro (16)	64	76	.457
				Durham (9)	62	76	.449

PLAYOFFS: Rocky Mount beat Kinston, 2-0; Winston-Salem beat Burlington, 2-0; Rocky Mount beat Winston-Salem, 2-0. • ATTENDANCE: Winston-Salem-80,024; Peninsula-74,366; Kinston-68,757; Greensboro-43,204; Tidewater-42,182; Rocky Mount-34,004; Lynchburg-33,805; Durham-32,023; Raleigh-25,562; Wilson-23,501; Burlington-22,041. Total-479,469. Playoffs-5,344. All-Star Game-4,891. • MANAGERS: Winston-Salem-Bill Slack; Kinston-Andy Paiko; Burlington-Wayne Tenwilliger; Rocky Mount-Al Federoff; Wilson-Vern Morgan; Raleigh-Joe Morgan; Lynchburg-Ira Hutchinson; Peninsula-Pinky May; Greensboro-Gary Blaylock; Durham-Chuck Churn; Tidewater-Bobby Morgan, Lou Kahn (July 24). • ALL-STARS: 1B-Jose Calero, Winston-Salem. 2B-Rod Carew, Wilson. 3B-Juan Guzman, Kinston. SS-Alberto Cambero, Kinston. OF-Jerry Dorsch, Winston-Salem; Barry Morgan, Kinston; Richard Billings, Burlington. C-Johnny Bench, Peninsula; Manny Sanguien, Raleigh. P-Robbie Snow, Winston-Salem; Dick Drago, Rocky Mount; Dan Lazar, Lynchburg; Francis Pollard, Tidewater. UTIL-INF-Al Oliver, Raleigh. UTIL-OF-Richard Smith, Burlington. MGR-Joe Morgan, Raleigh. PLAYER OF THE YEAR-Robbie Snow, Winston-Salem.

1967 SEASON

EASTERN DIVISION W			WESTERN DIVISION W				
W	L	Pct.	W	L	Pct.		
Raleigh (20)	77	65	.542	Durham (15)	74	64	.536
Peninsula (10)	74	64	.536	Winston-Salem (3)	69	68	.504
Rocky Mount (8)	74	68	.521	Burlington (26)	70	69	.504
Tidewater (19)	70	68	.507	Lynchburg (5)	68	68	.500
Wilson (12)	61	72	.459	Greensboro (16)	66	72	.478
Kinston (1)	60	75	.444	Asheville (9)	64	74	.464

PLAYOFFS: East-Tidewater beat Peninsula, 1-0; Raleigh beat Rocky Mount, 1-0; Tidewater beat Raleigh, 2-0. West-Durham beat Burlington, 1-0; Lynchburg beat Winston-Salem, 1-0; Durham beat Lynchburg, 2-0. Finals-Durham beat Tidewater, 2-1. • ATTENDANCE: Peninsula-89,857; Kinston-61,905; Greensboro-54,680; Tidewater-53,097; Winston-Salem-45,665; Raleigh-45,344; Lynchburg-38,970; Asheville-34,279; Rocky Mount-33,666; Burlington-24,785; Durham-24,210; Wilson-20,108. Total-526,566. Playoffs-6,683. All-Star Game-3,771. • MANAGERS: Raleigh-Joe Morgan; Peninsula-Gus Niarhos; Kinston-Andy Paiko; Tidewater-Bob Wellman; Wilson-Vern Morgan; Durham-Clyde McCullough; Winston-Salem-Bill Slack; Asheville-Chuck Churn; Burlington-Len Johnson; Lynchburg-Stan Wasiak; Rocky Mount-Al Federoff; Greensboro-Bob Bauer. • ALL-STARS: 1B-Ron Allen, Tidewater. 2B-Bobby Heise, Durham. 3B-Duncan Campbell, Raleigh. SS-Don Money, Raleigh. OF-Danny Walton, Asheville; Larry Hisle, Tidewater; Jim Holt, Peninsula. C-Hal King, Asheville. P-Harold Clem, Raleigh; Gary Jones, Greensboro. MGR-Clyde McCullough, Durham. PLAYER OF THE YEAR-Don Money, Raleigh.

1968 SEASON

EASTERN DIVISION W			WESTERN DIVISION W				
W	L	Pct.	W	L	Pct.		
Raleigh-Durham (15)	83	56	.597	Salem (20)	85	55	.607
Tidewater (19)	80	60	.571	Hi-Toms (X)	69	71	.493
Peninsula (17)	75	65	.536	Lynchburg (5)	68	72	.486
Wilson (12)	71	68	.511	Greensboro (9)	61	79	.436
Rocky Mount (8)	70	70	.500	Winston-Salem (3)	56	81	.409
Kinston (16)	62	75	.453	Burlington (26)	56	84	.400

PLAYOFFS: East-Raleigh-Durham beat Peninsula, 1-0; Wilson beat Tidewater, 1-0. West-Hi-Toms beat Greensboro, 1-0; Lynchburg beat Salem 1-0. Semifinals-Hi-Toms beat Lynchburg, 2-0; Raleigh-Durham beat Wilson, 2-1. Finals-Hi-Toms beat Raleigh-Durham, 2-0. • ATTENDANCE: Peninsula-74,978; Salem-64,532; Kinston-55,516; Tidewater-50,014; Raleigh-Durham-48,532; Winston-Salem-46,239; Lynchburg-45,771; Hi-Toms-42,574; Rocky Mount-30,792; Greensboro-26,465; Wilson-22,811; Burlington-20,806. Total-529,030. Playoffs-7,512. All-Star Game-2,145. • MANAGERS: Burlington-Len Johnson; Greensboro-Brandy Davis; Hi-Toms-Jack McKeon; Kinston-Bob Bauer; Lynchburg-Alex Cosmidis; Peninsula-Jimmie Williams; Tidewater-Bob Wellman; Raleigh-Durham-Pete Pavlick; Rocky Mount-Al Federoff; Salem-Don Hoak; Wilson-Vern Morgan; Winston-Salem-Bill Slack. • ALL-STARS: 1B-Tony Solaita, Hi-Toms. 2B-Dave Cash, Salem. 3B-Joe Lis, Tidewater. SS-Frank Baker, Kinston. OF-Wilbert Hammond, Salem; John Jeter, Salem; Robert Brooks, Peninsula; Carlos May, Lynchburg. C-Gene Tenace, Peninsula. P-Robert Settle, Salem; Jon Matlack, Raleigh-Durham. UTILITY-Jackson Lind, Greensboro. MGR-Don Hoak, Salem. PLAYER OF THE YEAR-Tony Solaita, Hi-Toms.

1969 SEASON

EASTERN DIVISION W			WESTERN DIVISION W				
W	L	Pct.	W	L	Pct.		
Rocky Mount (8)	82	62	.569	Salem (20)	78	66	.542
Raleigh-Durham (19)	79	62	.560	Winston-Salem (3)	77	67	.535
Kinston (16)	74	68	.521	Burlington (26)	71	71	.500
Peninsula (9)	67	76	.469	Hi-Toms (11)	69	74	.483
Red Springs (12)	57	84	.404	Lynchburg (5)	60	84	.417

PLAYOFFS: East-Peninsula beat Rocky Mount 2-0; Raleigh-Durham beat Kinston, 2-0. West-Burlington beat Winston-Salem, 2-1; Salem beat Hi-Toms, 2-0. Semifinals-Raleigh-Durham beat Peninsula, 2-1; Burlington beat Salem, 2-0. Finals-Raleigh-Durham beat Burlington, 2-1. • ATTENDANCE: Winston-Salem-66,710; Salem-63,248; Peninsula-60,414; Raleigh-Durham-50,564;

SEASON CAPSULES

Kinston-46,323; Hi-Toms-44,472; Lynchburg-42,286; Rocky Mount-41,957; Red Springs-40,332; Burlington-20,550. Total-476,856. Playoffs-10,793. All-Star Game-1,685. • MANAGERS: Kinston-Gene Hassell; Peninsula-Tony Pacheco; Raleigh-Durham-Nolan Campbell; Red Springs-Tom Umphlett; Rocky Mount-Al Federoff; Burlington-Buddy Hicks; Hi-Toms-Harry Malmberg; Lynchburg-Stan Wasiak; Salem-Chuck Hiller; Winston-Salem-Matt Szeszney. • All Stars: 1B-Greg Luzinski, Raleigh-Durham. 2B-Tom Grayson, Rocky Mount. 3B-Luther Quinn, Salem. SS-Mario Guerrero, Kinston. OF-Melwood Civil, Salem; Sam Parrilla, Raleigh-Durham; Ron Lolich, Lynchburg. C-Tim Hosley, Rocky Mount; Art Kusnyer, Lynchburg. P-John Penn, Raleigh-Durham; Gordon Knutson, Raleigh-Durham. MGR-Al Federoff, Rocky Mount. PLAYER OF THE YEAR-Luther Quinn, Salem.

1970 SPLIT SEASON

FIRST HALF	W	L	Pct.	SECOND HALF	W	L	Pct.
Winston-Salem* (3)	41	29	.586	Burlington	40	27	.597
Peninsula (19)	41	29	.586	Winston-Salem	38	29	.567
Raleigh-Durham (X)	40	30	.571	Rocky Mount	36	32	.529
Kinston (16)	39	31	.557	Raleigh-Durham	37	33	.529
Rocky Mount (8)	34	36	.486	Kinston	33	34	.493
Burlington (26)	32	38	.457	Lynchburg	33	37	.471
Salem (20)	29	41	.414	Salem	31	39	.443
Lynchburg (12)	24	46	.343	Peninsula	26	43	.377

*Won First Half Championship • PLAYOFFS: Winston-Salem beat Burlington, 2-0. • ATTENDANCE: Peninsula-65,114; Raleigh-Durham-56,138; Salem-50,076; Kinston-49,949; Lynchburg-42,949; Winston-Salem-36,923; Rocky Mount-34,062; Burlington-33,046. Total-368,257. Playoff-1,849. All-Star Game-2,054. • MANAGERS: Burlington-Joe Klein, Whitey Kurovski; Kinston-Alex Cosmidis; Lynchburg-Tom Umphlett, Red Robbins; Peninsula-Nolan Campbell; Raleigh-Durham-Cliff Davis; Rocky Mount-Max Lanier; Salem-Billy Klaus; Winston-Salem-Bill Slack. • ALL-STARS: 1B-Mike Anderson, Peninsula. 2B-Bob Adams, Rocky Mount; Fred Frazier, Kinston (tie). 3B-Steve Braun, Lynchburg. SS-Juan Beniquez, Winston-Salem. OF-Dave Moates, Burlington; Rennie Stennett, Salem; Bob Storm, Lynchburg. C-Cliff Johnson, Raleigh-Durham. LHP-Bill Olsen, Kinston. RHP-Lynn McGlothlen, Winston-Salem. MGR-Cliff Davis, Raleigh-Durham. PLAYER OF THE YEAR-Cliff Johnson, Raleigh-Durham.

1971 SPLIT SEASON

FIRST HALF	W	L	Pct.	SECOND HALF	W	L	Pct.
Kinston (16)	43	26	.623	Peninsula	44	24	.647
Peninsula (19)	41	29	.586	Kinston	40	26	.606
Lynchburg (12)	37	30	.552	Winston-Salem	40	27	.597
Salem (20)	36	31	.537	Rocky Mount	35	31	.530
Raleigh-Durham (X)	31	36	.463	Lynchburg	31	37	.456
Rocky Mount (8)	30	38	.441	Salem	29	40	.420
Winston-Salem (3)	27	40	.403	Burlington	27	42	.391
Burlington (26)	27	42	.391	Raleigh-Durham	25	44	.362

PLAYOFFS: Peninsula beat Kinston, 2-0. • ATTENDANCE: Peninsula-60,286; Kinston-52,020; Raleigh-Durham-40,447; Lynchburg-38,902; Salem-37,872; Winston-Salem-34,141; Rocky Mount-26,750; Burlington-22,247. Total-312,665. Playoff-2,234. All-Star Game-1,061. • MANAGERS: Burlington-Whitey Kurovski; Kinston-Gene Hassell; Lynchburg-John Goryl; Peninsula-Howie Bedell; Raleigh-Durham-Dick Kennedy; Rocky Mount-Len Okrie; Salem-Tim Mutaugh; Winston-Salem-Don Lock. • ALL-STARS: 1B-Robert Beall, Peninsula. 2B-Donald Kinzel, Peninsula. 3B-Art Howe, Salem. SS-Stirling Coward, Peninsula. OF-Charlie Spikes, Kinston; Marv Lane, Rocky Mount; Richard Giallella, Peninsula. C-Jim Essian, Peninsula. RHP-Richard Fusari, Peninsula. LHP-Jim Golden, Kinston. MGR-Gene Hassell, Kinston. PLAYER OF THE YEAR-Richard Giallella, Peninsula.

1972 SPLIT SEASON

FIRST HALF	W	L	Pct.	SECOND HALF	W	L	Pct.
Burlington (26)	43	25	.632	Salem	46	24	.657
Lynchburg (12)	39	30	.565	Kinston	43	26	.623
Salem (20)	33	34	.493	Winston-Salem	36	34	.514
Rocky Mount (8)	30	37	.448	Burlington	34	36	.486
Kinston (16)	30	38	.441	Lynchburg	31	38	.449
Winston-Salem (3)	29	40	.420	Rocky Mount	19	51	.271

PLAYOFFS: Salem beat Burlington, 2-1. • ATTENDANCE: Lynchburg-60,282; Salem-43,910; Kinston-31,346; Winston-Salem-31,156; Rocky Mount-21,242; Burlington-18,222. Total-206,158. Playoff-2,914. All-Star Game-915. • MANAGERS: Burlington-Frank Gable; Kinston-Gene Hassell; Lynchburg-Kerby Ferrell; Rocky Mount-Len Okrie; Salem-Tim Mutaugh; Winston-Salem-Rac Slider. • ALL-STARS: 1B-Ron Mitchell, Salem. 2B-Mike Cabbage, Burlington. 3B-Ron Cash, Rocky Mount. SS-Marion Prince, Kinston. OF-Dave Parker, Salem; Ed Ott, Salem; Mike Krizmanich, Kinston. C-Tom Smithson, Lynchburg. LHP-Richard Kemp, Burlington. RHP-Doug Bair, Salem. MGR-Gene Hassell, Kinston. PLAYER OF THE YEAR-Dave Parker, Salem.

1973 SPLIT SEASON

FIRST HALF	W	L	Pct.	SECOND HALF	W	L	Pct.
Lynchburg (12)	40	28	.588	Winston-Salem	39	31	.557
Rocky Mount (19)	41	29	.586	Lynchburg	38	32	.543
Winston-Salem (3)	38	31	.551	Salem	35	34	.507
Kinston (3/1)	34	34	.500	Kinston	34	35	.493
Salem (20)	31	38	.449	Rocky Mount	34	36	.486
Wilson (X)	23	47	.329	Wilson	29	41	.414

SEASON CAPSULES

PLAYOFFS: Winston-Salem beat Lynchburg, 3-2. • ATTENDANCE: Lynchburg-66,015; Salem-45,915; Wilson-45,132; Winston-Salem-30,235; Kinston-30,012; Rocky Mount-28,389. Total-245,698. Playoff-4,498. All-Star Game-1,496. • MANAGERS: Kinston-Gene Hassell; Lynchburg-Dick Phillips; Rocky Mount-Bob Wellman; Salem-Steve Demeter; Wilson-Ray Hathaway, Don Locke; Winston-Salem-Bill Slack. • ALL-STARs: 1B-Jim Obradovich, Lynchburg. 2B-AI Ryan, Winston-Salem. 3B-Rick Oliver, Wilson. SS-Greg Pryor, Rocky Mount. OF-Terry Whitfield, Kinston; Jimmie Collins, Kinston; Omar Moreno, Salem; Tom Thomas, Salem. C-Bill Nahorodny, Rocky Mount. LHP-Quincy Hill, Rocky Mount. RHP-Roy Thoms, Rocky Mount. MGR-Dick Phillips, Lynchburg. PLAYER OF THE YEAR-Terry Whitfield, Kinston.

1974 SPLIT SEASON

FIRST HALF	W	L	Pct.	SECOND HALF	W	L	Pct.
Salem (20)	47	23	.671	Salem	40	27	.597
Lynchburg (12)	40	30	.571	Winston-Salem	37	31	.544
Winston-Salem (3)	39	30	.565	Lynchburg	38	32	.543
Rocky Mount (19)	37	32	.536	Rocky Mount	35	35	.500
Peninsula (X)	25	43	.368	Peninsula	33	33	.500
Kinston (13)	19	49	.279	Kinston	19	44	.302

PLAYOFFS: Salem won both halves making a playoff unnecessary. • ATTENDANCE: Lynchburg-48,732; Salem-41,379; Rocky Mount-38,677; Peninsula-36,087; Winston-Salem-33,182; Kinston-27,342. Total-225,390. All-Star Game-993. • MANAGERS: Kinston-Jack Damaska; Lynchburg-Harry Warner; Peninsula-Len Johnston; Rocky Mount-Cal Emery; Salem-Johnny Lipon; Winston-Salem-Bill Slack. • ALL-STARs: 1B-Randy Bass, Lynchburg. 2B-Charley Meyers, Winston-Salem. 3B-Frank Grundler, Lynchburg. SS-Todd Cruz, Rocky Mount. OF-Miguel Dilone, Salem; Willie Norwood, Lynchburg; Alfredo Edmead, Salem. C-Steve Nicosia, Salem. LHP-Doug Nelson, Salem. RHP-Don Aase, Winston-Salem. MGR-Johnny Lipon, Salem. PLAYER OF THE YEAR-Miguel Dilone, Salem.

1975 SPLIT SEASON

FIRST HALF	W	L	Pct.	SECOND HALF	W	L	Pct.
Rocky Mount (19)	48	24	.667	Rocky Mount	43	27	.614
Winston-Salem (3)	44	27	.620	Salem	41	30	.577
Salem (20)	33	36	.478	Winston-Salem	37	35	.514
Lynchburg (24)	30	36	.455	Lynchburg	30	42	.417

Note: In interlocking schedule with Western Carolinas League, CL teams were 115-66-.635

PLAYOFFS: Rocky Mount won both halves making a playoff unnecessary. • ATTENDANCE: Salem-39,007; Winston-Salem-38,226; Lynchburg-28,527; Rocky Mount-24,345. Total-130,105. All-Star Game-459. • MANAGERS: Lynchburg-Wayne Terwilliger; Rocky Mount-Cal Emery; Salem-Johnny Lipon; Winston-Salem-John Kennedy. • ALL-STARs: 1B-John Poff, Rocky Mount. 2B-Brian Doyle, Lynchburg; Steve Gerletz, Salem (tie). 3B-Jim Morrison, Rocky Mount. SS-Rick Albert, Lynchburg. OF-Luke Wrenn, Salem; Bobby Thompson, Lynchburg; Rick Berg, Winston-Salem; Alberto Lois, Salem. C-Steve Tarbell, Winston-Salem. P-Larry Bradford, Lynchburg; Rick Jones, Winston-Salem; Warren Brusstar, Rocky Mount. MGR-Cal Emery, Rocky Mount. PLAYER OF THE YEAR-Luke Wrenn, Salem.

1976 SPLIT SEASON

FIRST HALF	W	L	Pct.	SECOND HALF	W	L	Pct.
Winston-Salem (3)	42	26	.618	Winston-Salem	38	31	.551
Peninsula (19)	36	31	.537	Lynchburg	37	33	.529
Salem (20)	35	32	.522	Peninsula	35	34	.507
Lynchburg (15)	27	42	.391	Salem	33	37	.471

Note: In interlocking schedule with Western Carolinas Leagues, CL teams were 40-23-.635

PLAYOFFS: Winston-Salem won both halves making a playoff unnecessary. • ATTENDANCE: Winston-Salem-49,314; Lynchburg-46,302; Peninsula-41,367; Salem-30,387. Total-167,370. All-Star Game-712. • MANAGERS: Lynchburg-Jack Aker; Peninsula-Cal Emery; Salem-Steve Demeter; Winston-Salem-Tony Torchia. • ALL-STARs: 1B-Marshall Brant, Lynchburg. 2B-Dave Lozano, Lynchburg. 3B-Ron Evans, Winston-Salem. SS-Juan Deliza, Salem; Marty Ryzcek, Peninsula (tie). OF-Rogers Lee Brown, Peninsula; Luis Delado, Winston-Salem; Ken Huizenga, Winston-Salem. C-Mike O'Berry, Winston-Salem. DH-Paul McClure, Winston-Salem. P-Breen Newcomer, Winston-Salem; Ed Whitson, Salem. MGR-Tony Torchia, Winston-Salem. PLAYER OF THE YEAR-Marshall Brant, Lynchburg.

1977 SPLIT SEASON

FIRST HALF	W	L	Pct.	SECOND HALF	W	L	Pct.
Lynchburg (15)	39	27	.591	Peninsula	40	32	.556
Winston-Salem (3)	34	32	.515	Lynchburg	39	33	.542
Peninsula (19)	31	35	.470	Salem	38	34	.528
Salem (20)	28	38	.424	Winston-Salem	27	45	.375

PLAYOFFS: Peninsula beat Lynchburg, 3-2. • ATTENDANCE: Lynchburg-55,123; Peninsula-44,032; Winston-Salem-33,652; Salem-32,744. Total-165,551. Playoff-3,667. All-Star Game-1,276. • MANAGERS: Lynchburg-Jack Aker; Peninsula-Jim Snyder; Salem-Steve Demeter; Winston-Salem-Tony Torchia. • ALL-STARs: 1B-Winston Cote, Salem. 2B-Luis Aguayo, Peninsula. 3B-Wade Boggs, Winston-Salem. SS-Julio Valdez, Winston-Salem. OF-Eugenio Cotes, Salem; Ozzie Olivares, Salem; Robert Bryant, Lynchburg. C-Alfred (Butch) Benton, Lynchburg. DH-John Hughes, Peninsula. LHP-Jeff Schneider, Peninsula. RHP-Neil Allen, Lynchburg. MGR-Jack Aker, Lynchburg. PLAYER OF THE YEAR-Ozzie Olivares, Salem.

1978 SPLIT SEASON

FIRST HALF	W	L	Pct.	SECOND HALF	W	L	Pct.
Lynchburg (15)	43	27	.614	Peninsula	48	21	.696
Peninsula (19)	42	28	.600	Salem	38	28	.576
Salem (20)	34	35	.493	Lynchburg	30	37	.448
Alexandria	29	37	.439	Alexandria	29	38	.433
Winston-Salem (3)	28	38	.424	Kinston	28	37	.431
Kinston	29	40	.420	Winston-Salem	27	39	.409

SEASON CAPSULES

PLAYOFFS: Lynchburg beat Peninsula, 3-0. • ATTENDANCE: Lynchburg-56,905; Salem-51,096; Winston-Salem-48,617; Alexandria-45,220; Peninsula-34,343; Kinston-31,072. Total-267,163. Playoff-2,740. All-Star Game-1,258. • MANAGERS: Alexandria-Les Peden; Kinston-Leo Mazzone; Lynchburg-Jack Aker; Peninsula-Jim Snyder; Salem-Jim Mahoney; Winston-Salem-Bill Slack. • ALL-STARs: 1B-Charles (Chick) Valley, Salem. 2B-Ronald MacDonald, Lynchburg. 3B-Nicholas Popovich, Peninsula. SS-Wally Backman, Lynchburg. OF-George Vukovich, Peninsula; Elijah Bonaparte, Peninsula; Mel Barrow, Kinston; Raymond Boyer, Alexandria. C-Ossie Virgil, Peninsula. DH-Roger LaFrancois, Winston-Salem. LHP-Tim Costello, Kinston. RHP-Henry Mack, Peninsula. MGR-Jack Aker, Lynchburg. PLAYER OF THE YEAR-Ossie Virgil, Peninsula.

1979 SPLIT SEASON

FIRST HALF	W	L	Pct.	SECOND HALF	W	L	Pct.
Winston-Salem (3)	44	26	.629	Winston-Salem	41	29	.586
Alexandria (23)	38	29	.567	Alexandria	36	33	.522
Peninsula (19)	35	32	.522	Kinston	34	33	.507
Kinston (25)	33	36	.478	Peninsula	33	36	.478
Lynchburg (15)	31	36	.463	Salem	32	38	.457
Salem (20)	22	44	.333	Lynchburg	30	37	.448

PLAYOFFS: Winston-Salem won both halves making a playoff unnecessary. • ATTENDANCE: Winston-Salem-68,702; Lynchburg-53,400; Peninsula-44,050; Salem-43,036; Kinston-38,569; Alexandria-34,614. Total-282,371. All-Star Game-1,081. • MANAGERS: Alexandria-Bobby Floyd; Kinston-Duane Larson; Lynchburg-Jack Aker; Peninsula-Ron Clark; Salem-Jim Mahoney; Winston-Salem-Bill Slack. • ALL-STARs: 1B-Greg Walker, Peninsula. 2B-Eduardo Dennis, Kinston; Michael Barnes, Salem (tie). 3B-Ralph Wheeler, Kinston. SS-Ron Gardenhire, Lynchburg; Manuel McDonald, Peninsula (tie). OF-Bob Dernier, Peninsula; Reid Nichols, Winston-Salem; Jack Sauer, Winston-Salem. C-Dale (Pat) Kelly, Kinston; Junior Ortiz, Salem (tie). DH-Tom Lombarski, Peninsula. LHP-Ernest Gause, Peninsula; Bryan Clark, Alexandria (tie). RHP-Thomas Hart, Peninsula. MGR-Bill Slack, Winston-Salem. PITCHER OF THE YEAR-Thomas Hart, Peninsula. PLAYER OF THE YEAR-Bob Dernier, Peninsula.

1980 SPLIT SEASON

FIRST HALF	W	L	Pct.	SECOND HALF	W	L	Pct.
Durham (1)	42	28	.600	Durham	42	28	.600
Kinston (25)	38	32	.543	Winston-Salem	38	32	.543
Winston-Salem (3)	38	32	.543	Kinston	31	37	.456
Rocky Mount	14	55	.203	Rocky Mount	10	59	.145

VA DIVISION

Peninsula (19)	51	19	.729	Peninsula	49	21	.700
Lynchburg (15)	35	35	.500	Salem	46	24	.657
Salem (20)	33	36	.478	Lynchburg	36	33	.522
Alexandria (X)	28	42	.400	Alexandria	26	44	.371

VA DIVISION

PLAYOFFS: Peninsula beat Durham, 3-1. • ATTENDANCE: Durham-175,963; Salem-102,456; Winston-Salem-84,645; Peninsula-75,874; Lynchburg-66,207; Kinston-38,822; Alexandria-30,140; Rocky Mount-26,702. Total-600,809. Playoffs-6,082. All-Star Game-1,299. • Managers: Alexandria-Mike Toomey; Durham-AI Gallagher; Kinston-Dennis Holmberg; Lynchburg-Jack Aker; Peninsula-Bill Dancy; Rocky Mount-Mal Fichman; Salem-Johnny Lipon; Winston-Salem-Buddy Hunter. • ALL-STARs: 1B-Mike Anicich, Lynchburg. 2B-Bill Rittweger, Lynchburg. 3B-Ray Borucki, Peninsula. SS-Julio Franco, Peninsula. OF-Wil Culmer, Peninsula; Joe Bruno, Peninsula; Albert Hall, Durham. C-Rico Colbert, Winston-Salem. DH-Craig Brooks, Winston-Salem. LHP-Wally Goff, Peninsula. RHP-Jay Fredlund, Winston-Salem. MGR-Johnny Lipon, Salem. PITCHER OF THE YEAR-LeRoy Smith, Peninsula. PLAYER OF THE YEAR-Julio Franco, Peninsula.

1981 SPLIT SEASON

FIRST HALF	W	L	Pct.	SECOND HALF	W	L	Pct.
Hagerstown (X)	37	31	.544	Salem	40	30	.571
Alexandria (20)	33	34	.493	Lynchburg	39	31	.557
Lynchburg (15)	32	38	.457	Hagerstown	33	37	.471
Salem (22)	26	44	.371	Alexandria	29	41	.414

SOUTHERN DIVISION

Kinston (25)	42	28	.600	Peninsula	41	29	.585
Durham (1)	40	28	.588	Winston-Salem	38	32	.543
Winston-Salem (3)	34	35	.493	Durham	30	40	.429
Peninsula (19)	30	36	.455	Kinston	30	40	.429

PLAYOFFS: Hagerstown beat Salem, 1-0; Peninsula beat Kinston, 1-0; Hagerstown beat Peninsula, 3-0. • ATTENDANCE: Durham-151,905; Hagerstown-145,335; Winston-Salem-72,132; Salem-72,125; Peninsula-66,261; Lynchburg-51,960; Alexandria-40,659; Kinston-40,183. Total-640,560. Playoffs-5,028. All-Star Game-4,011. • MANAGERS: Alexandria-Mike Toomey; Durham-AI Gallagher; Hagerstown-Grady Little; Kinston-John McLaren; Lynchburg-Gene Dusan; Peninsula-Bill Dancy; Salem-Glen Ezell; Winston-Salem-Buddy Hunter. • ALL-STARs: 1B-Mike Anicich, Lynchburg; John Schaive, Alexandria (tie). 2B-Larry Jeltz, Peninsula. 3B-Thomas Hayes, Durham. SS-Octavio Fernandez, Kinston; Jose Oquendo, Lynchburg (tie). OF-Brad Komminsk, Durham; Gerald Davis, Salem; Paul Croft, Hagerstown. C-Marc Sullivan, Winston-Salem. DH-David Rivera, Hagerstown. LHP-Randy Ford, Kinston. RHP-Mike Brown, Winston-Salem. MGR-Grady Little, Hagerstown. PITCHER OF THE YEAR-Mike Brown, Winston-Salem. PLAYER OF THE YEAR-Brad Komminsk, Durham.

SEASON CAPSULES

1982 SPLIT SEASON

FIRST HALF				SECOND HALF				
W	L	Pct.	W	L	Pct.	W	L	Pct.
NORTHERN DIVISION				NORTHERN DIVISION				
Alexandria (20)	45	20	.692	Lynchburg	36	34	.514	
Hagerstown (2)	38	29	.567	Alexandria	35	34	.507	
Lynchburg (15)	29	37	.439	Hagerstown	33	36	.478	
Salem (22)	22	48	.314	Salem	17	53	.243	
SOUTHERN DIVISION				SOUTHERN DIVISION				
Durham (1)	43	25	.632	Peninsula	49	20	.710	
Peninsula (19)	41	27	.603	Kinston	42	26	.618	
Kinston (25)	34	33	.507	Durham	37	31	.544	
Winston-Salem (3)	18	51	.261	Winston-Salem	27	42	.391	

PLAYOFFS: Alexandria beat Lynchburg, 1-0; Durham beat Peninsula, 1-0; Alexandria beat Durham, 3-0. • ATTENDANCE: Durham-157,325; Hagerstown-135,336; Lynchburg-49,539; Salem-47,202; Winston-Salem-46,430; Alexandria-44,306; Peninsula-42,145; Kinston-41,861. Total-564,144. Playoffs-9,724. All-Star Game-1,817. • MANAGERS: Alexandria-Johnny Lipon; Durham-Bobby Dews; Hagerstown-Grady Little; Kinston-John McLaren; Lynchburg-Danny Monzon; Peninsula-Bill Dancy; Salem-Jim Zerilla; Winston-Salem-Rac Slider. • ALL-STARS: 1B-Keith Hagman, Durham. 2B-Juan Samuel, Peninsula. 3B-Pat Dumouchelle, Hagerstown. SS-Miguel Sosa, Durham. OF-Jeff Stone, Peninsula; Mark Gillaspie, Salem; Joe Orsulak, Alexandria; LaSchelle Tarver, Lynchburg. C-David Malpeso, Winston-Salem. DH-Rick Renteria, Alexandria. LHP-Chris Green, Alexandria; Frankie Griffin, Peninsula (tie). RHP-Charles Hudson, Peninsula. MGR-Bill Dancy, Peninsula. PITCHER OF THE YEAR-Charles Hudson-Peninsula. PLAYER OF THE YEAR-Juan Samuel, Peninsula.

1983 SPLIT SEASON

FIRST HALF				SECOND HALF				
W	L	Pct.	W	L	Pct.	W	L	Pct.
NORTHERN DIVISION				NORTHERN DIVISION				
Lynchburg (15)	49	20	.710	Lynchburg	47	23	.671	
Hagerstown (2)	41	25	.621	Hagerstown	43	27	.614	
Alexandria (20)	35	32	.522	Alexandria	34	36	.486	
Salem (22)	20	49	.290	Salem	30	40	.429	
SOUTHERN DIVISION				SOUTHERN DIVISION				
Winston-Salem (3)	36	34	.514	Winston-Salem	38	32	.543	
Durham (1)	33	34	.493	Peninsula	32	38	.457	
Kinston (25)	32	36	.471	Kinston	30	40	.429	
Peninsula (19)	26	42	.382	Durham	26	44	.371	

PLAYOFFS: Lynchburg beat Winston-Salem, 3-0. • ATTENDANCE: Hagerstown-153,660; Durham-142,370; Lynchburg-80,104; Salem-56,451; Winston-Salem-54,803; Kinston-45,125; Alexandria-41,404; Peninsula-34,053. Total-607,970. Playoff-1,911. All-Star Game-1,043. • MANAGERS: Alexandria-Johnny Lipon; Durham-Brian Snitker; Hagerstown-John Hart; Kinston-Ron Clark, Doug Ault (Aug 12); Lynchburg-Sam Perlozzo; Peninsula-Tony Taylor; Salem-Steve Smith; Winston-Salem-Bill Slack. • ALL-STARS: 1B-Sam Nattie, Winston-Salem. 2B-Fermin Ubri, Lynchburg. 3B-Jim Opie, Alexandria. SS-Mike Mesh, Winston-Salem. OF-Lenny Dykstra, Lynchburg; Ken Gerhart, Hagerstown; Mark Carreon, Lynchburg. C-Danny Sheaffer, Winston-Salem. DH-Dave Cochrane, Lynchburg. LHP-Mike Rochford, Winston-Salem. RHP-Dwight Gooden, Lynchburg. MGR-Sam Perlozzo, Lynchburg. PITCHER OF THE YEAR-Dwight Gooden, Lynchburg. PLAYER OF THE YEAR-Lenny Dykstra, Lynchburg.

1984 SPLIT SEASON

FIRST HALF				SECOND HALF				
W	L	Pct.	W	L	Pct.	W	L	Pct.
NORTHERN DIVISION				NORTHERN DIVISION				
Lynchburg (15)	43	27	.614	Lynchburg	46	22	.676	
Prince William (20)	42	28	.600	Salem	36	32	.529	
Hagerstown (2)	32	38	.457	Prince William	33	37	.471	
Salem (24)	28	42	.290	Hagerstown	28	42	.400	
SOUTHERN DIVISION				SOUTHERN DIVISION				
Durham (1)	39	31	.557	Peninsula	43	27	.614	
Kinston (25)	33	37	.471	Kinston	38	32	.543	
Winston-Salem (3)	33	37	.471	Durham	29	41	.414	
Peninsula (19)	30	40	.382	Winston-Salem	25	45	.357	

PLAYOFFS: Durham beat Peninsula, 2-0; Lynchburg beat Durham, 3-1. G ATTENDANCE: Durham-157,109; Hagerstown-114,951; Prince William-108,818; Winston-Salem-75,272; Lynchburg-75,034; Salem-61,623; Kinston-61,204; Peninsula-27,465. Total-681,476. Playoffs-6,606. All-Star Game-731. • MANAGERS: Durham-Brian Snitker; Hagerstown-John Hart, Grady Little (June 21), Len Johnston (June 25); Kinston-Doug Ault; Lynchburg-Mike Cubbage; Peninsula-Ron Clark; Prince William-Johnny Lipon; Salem-Bill Stearns; Winston-Salem-Bill Slack. G ALL-STARS: 1B-David Magadan, Lynchburg. 2B-Leon Roberts, Prince William. 3B-Kim Christensen, Prince William. SS-Rey Quinonez, Winston-Salem. OF-Kash Beauchamp, Kinston; Stan Jefferson, Lynchburg; Jason Felice, Lynchburg. C-Barry Lyons, Lynchburg. DH-Sam Horn, Winston-Salem. LHP-Randy Myers, Lynchburg. RHP-Mitch Cook, Lynchburg. MGR-Mike Cubbage, Lynchburg. PITCHER OF THE YEAR-Randy Myers, Lynchburg. PLAYER OF THE YEAR-Barry Lyons, Lynchburg.

SEASON CAPSULES

1985 SPLIT SEASON

FIRST HALF				SECOND HALF				
W	L	Pct.	W	L	Pct.	W	L	Pct.
NORTHERN DIVISION				NORTHERN DIVISION				
Lynchburg (15)	48	22	.686	Lynchburg	47	23	.671	
Hagerstown (2)	41	28	.594	Salem	32	35	.478	
Salem (24)	40	30	.571	Prince William	33	37	.471	
Prince William (20)	32	37	.464	Hagerstown	24	44	.353	
SOUTHERN DIVISION				SOUTHERN DIVISION				
Winston-Salem (4)	35	35	.500	Kinston	41	26	.612	
Durham (1)	32	38	.457	Peninsula	39	26	.600	
Peninsula (19)	28	42	.400	Durham	34	36	.486	
Kinston (25)	23	47	.329	Winston-Salem	23	46	.333	

PLAYOFFS: Winston-Salem beat Kinston, 2-0; Winston-Salem beat Lynchburg, 3-1. • ATTENDANCE: Durham-182,720; Prince William-127,356; Hagerstown-112,978; Winston-Salem-98,434; Lynchburg-95,657; Kinston-74,722; Salem-71,788; Peninsula-59,151. Total-822,806. Playoffs-4,260. All-Star Game-7,358. • MANAGERS: Durham-Harry Bright; Hagerstown-Greg Biagini; Kinston-Grady Little; Lynchburg-Mike Cubbage; Peninsula-Ron Clark; Prince William-Ed Ott; Salem-Bill Stearns; Winston-Salem-Cal Emery. • ALL-STARS: 1B-Chris Padgett, Hagerstown. 2B-Jerry Browne, Salem. 3B-Dimas Gutierrez, Prince William. SS-Kevin Elster, Lynchburg; D.L. Smith, Hagerstown (tie). OF-Shawn Abner, Lynchburg; Dave Martinez, Winston-Salem; Eric Yelding, Kinston. C-Burk Goldthorn, Prince William. DH-Jim Dickerson, Winston-Salem. RHP-Kyle Hartshorn, Lynchburg. LHP-Shawn Barton, Peninsula. MGR-Grady Little, Kinston. PITCHER OF THE YEAR-Kyle Hartshorn, Lynchburg. PLAYER OF THE YEAR-Shawn Abner, Lynchburg.

1986 SPLIT SEASON

FIRST HALF				SECOND HALF				
W	L	Pct.	W	L	Pct.	W	L	Pct.
NORTHERN DIVISION				NORTHERN DIVISION				
Hagerstown (2)	46	24	.657	Hagerstown	45	24	.652	
Lynchburg (15)	38	32	.543	Lynchburg	37	33	.529	
Prince William (20)	32	38	.457	Prince William	35	34	.507	
Salem (24)	20	49	.290	Salem	25	44	.362	
SOUTHERN DIVISION				SOUTHERN DIVISION				
Winston-Salem (4)	43	27	.614	Winston-Salem	39	29	.574	
Peninsula (5)	38	32	.543	Durham	40	30	.571	
Durham (1)	32	38	.457	Kinston	30	37	.448	
Kinston (X)	30	39	.435	Peninsula	22	42	.344	

PLAYOFFS: Winston-Salem beat Hagerstown, 3-1. • ATTENDANCE: Durham-197,125; Hagerstown-144,161; Winston-Salem-136,841; Prince William-117,000; Lynchburg-87,930; Salem-87,047; Peninsula-75,928; Kinston-48,845. Total-894,877. Playoff-3,712. All-Star Game-855. • MANAGERS: Durham-Buddy Bailey; Hagerstown-Bob Molinaro; Kinston-Dave Trembley; Lynchburg-Bobby Floyd; Peninsula-Bob Bailey, Duke Sims (June 10); Prince William-Rocky Bridges; Salem-Mike Bucc; Winston-Salem-Jim Essian. • ALL-STARS: 1B-Lance Belen, Prince William. 2B-Pete Stanicek, Hagerstown. 3B-Craig Worthington, Hagerstown. SS-Gregg Jefferies, Lynchburg. UTIL. INF-Ronnie Gant, Durham. OF-Doug Descenzo, Winston-Salem; Sherwin Cijntje, Hagerstown; Ron Scheer, Peninsula. C-Hector Villanueva, Winston-Salem. DH-Gene Gentile, Kinston. RHP-Dave Pavlas, Winston-Salem. LHP-Rob Russell, Prince William. MGR-Jim Essian, Winston-Salem. PITCHER OF THE YEAR-Dave Pavlas, Winston-Salem. PLAYER OF THE YEAR-Gregg Jefferies, Lynchburg.

1987 SPLIT SEASON

FIRST HALF				SECOND HALF				
W	L	Pct.	W	L	Pct.	W	L	Pct.
NORTHERN DIVISION				NORTHERN DIVISION				
Hagerstown (2)	40	30	.571	Salem	47	23	.671	
Salem (20)	33	36	.478	Prince William	33	37	.471	
Prince William (16)	33	37	.471	Hagerstown	32	38	.457	
Lynchburg (15)	32	37	.464	Lynchburg	31	39	.443	
SOUTHERN DIVISION				SOUTHERN DIVISION				
Winston-Salem (4)	41	29	.586	Kinston	42	28	.600	
Peninsula (5)	34	36	.486	Durham	32	38	.457	
Kinston (7)	33	37	.471	Peninsula	32	38	.457	
Durham (1)	33	37	.471	Winston-Salem	31	39	.443	

PLAYOFFS: Salem beat Hagerstown, 2-0; Kinston beat Winston-Salem, 2-0; Salem beat Kinston, 3-1. • ATTENDANCE: Durham-217,012; Hagerstown-135,059; Winston-Salem-133,263; Salem-111,661; Prince William-105,749; Peninsula-88,620; Lynchburg-88,370; Kinston-68,199. Total-947,933. Playoffs-10,106. All-Star Game-2,631. • MANAGERS: Durham-Brian Snitker; Hagerstown-Glenn Gulliver; Kinston-Mike Hargrove; Lynchburg-John Tamargo; Peninsula-Marv Foley; Prince William-Wally Moon; Salem-Steve Demeter; Winston-Salem-Jay Loviglio. • ALL-STARS: 1B-Rob Sepanek, Prince William. 2B-Mark Lemke, Durham. 3B-Leo Gomez, Hagerstown. SS-Jim Bullinger, Winston-Salem. UTILITY-Hensley Meulens, Prince William. OF-Tony Chance, Salem; Alex Smith, Durham; Mark Davis, Peninsula; Jim Rigos, Salem; Ced Landrum, Winston-Salem. C-Joe Girardi, Winston-Salem. DH-Casey Webster, Kinston. RHP-Dave Miller, Durham. LHP-Blaine Beatty, Hagerstown. MOST VALUABLE PLAYER-Casey Webster, Kinston. PITCHER OF THE YEAR-Blaine Beatty, Hagerstown. MANAGER OF THE YEAR-Mike Hargrove, Kinston.

SEASON CAPSULES

1988 SPLIT SEASON

FIRST HALF				SECOND HALF			
W	L	Pct.	W	L	Pct.		
NORTHERN DIVISION				NORTHERN DIVISION			
Salem (20)	40	29	.580	Lynchburg	43	27	.614
Hagerstown (2)	37	33	.529	Hagerstown	42	28	.600
Prince William (16)	31	38	.449	Salem	33	37	.471
Lynchburg (3)	25	45	.357	Prince William	24	46	.343
SOUTHERN DIVISION				SOUTHERN DIVISION			
Kinston (7)	45	25	.643	Kinston	43	27	.614
Durham (1)	44	26	.629	Durham	38	32	.543
Winston-Salem (4)	39	31	.557	Winston-Salem	34	36	.486
Virginia (X)	18	52	.257	Virginia	23	47	.329

PLAYOFFS: Lynchburg beat Salem, 2-1; Kinston beat Lynchburg, 3-2. • ATTENDANCE: Durham-271,650; Hagerstown-135,380; Salem-119,966; Prince William-114,403; Virginia-91,324; Lynchburg-81,197; Kinston-80,623; Winston-Salem-79,999. Total-974,542. Playoffs-9,190. All-Star Game-2,614. • MANAGERS: Durham-Buddy Bailey, Grady Little (May 24); Hagerstown-Mike Hart; Kinston-Glenn Adams; Lynchburg-Dick Berardino; Virginia-Joe Breeden; Prince William-Wally Moon, Gene Tenace (June 28); Salem-Jay Ward; Winston-Salem-Jay Loviglio. • ALL-STARS: 1B-Jim Orsag, Lynchburg; 2B-Greg Smith, Winston-Salem. 3B-Scott Cooper, Lynchburg. SS-Ever Magallanes, Kinston. UTILITY-Mike Twardowski, Kinston. OF-Bernie Williams, Prince William; Mickey Pina, Lynchburg; Bob Zupcic, Lynchburg. UTIL.OF-Derrick May, Winston-Salem; Mike Westbrook, Kinston. C-Mike Eberle, Hagerstown. DH-Mitch Lyden, Prince William. RHP-Bill Kazmierczak, Winston-Salem; Shawn Boskie, Winston-Salem (tie). LHP-Kent Mercker, Durham. MOST VALUABLE PLAYER-Mickey Pina, Lynchburg. CO-PITCHERS OF THE YEAR-Kent Mercker, Durham; Kevin Bearse, Kinston. MANAGER OF THE YEAR-Dick Berardino, Lynchburg.

1989 SPLIT SEASON

FIRST HALF				SECOND HALF			
W	L	Pct.	W	L	Pct.		
NORTHERN DIVISION				NORTHERN DIVISION			
Lynchburg (3)	35	34	.507	Prince William	42	27	.609
Frederick (2)	34	36	.486	Frederick	39	29	.574
Salem (20)	33	36	.478	Lynchburg	35	32	.522
Prince William (16)	30	39	.435	Salem	30	39	.435
SOUTHERN DIVISION				SOUTHERN DIVISION			
Durham (1)	47	23	.671	Durham	37	31	.544
Kinston (7)	42	25	.627	Kinston	34	35	.493
Winston-Salem (4)	35	35	.500	Winston-Salem	29	36	.446
Peninsula (X)	20	48	.294	Peninsula	24	41	.369

PLAYOFFS: Prince William beat Lynchburg, 2-1; Prince William beat Durham, 3-1. • ATTENDANCE: Durham-272,202; Prince William-175,077; Frederick-165,930; Salem-121,581; Winston-Salem-89,360; Kinston-88,154; Lynchburg-74,375; Peninsula-20,059. Total-1,006,738. Playoffs-18,449. All-Star Game-5,120. • MANAGERS: Durham-Grady Little; Frederick-Jerry Narron; Kinston-Ken Bolek; Lynchburg-Gary Allenson; Peninsula-Jim Thrift; Prince William-Mark Weidemaier, Stump Merrill (May 21); Salem-Rocky Bridges; Winston-Salem-Jay Loviglio. • ALL-STARS: 1B-David Segui, Frederick. 2B-Luis Mercedes, Frederick. 3B-John Wehner, Salem. SS-Mark Lewis, Kinston. UTIL.INF-Pat Kelly, Prince William. OF-Phil Plantier, Lynchburg; Moises Alou, Salem; Andy Tomberlin, Durham. UTIL.OF-Al Martin, Durham. C-Brian Deak, Durham. DH-Don Sparks, Prince William. STARTING PITCHER-Mike Draper, Prince William; Pat Gomez, Winston-Salem; Randy Tomlin, Salem (tie). RELIEF PITCHER-Joe Ausanio, Salem. MOST VALUABLE PLAYER-Phil Plantier, Lynchburg. PITCHER OF THE YEAR-Charles Nagy, Kinston. MANAGER OF THE YEAR-Grady Little, Durham.

1990 SPLIT SEASON

FIRST HALF				SECOND HALF			
W	L	Pct.	W	L	Pct.		
NORTHERN DIVISION				NORTHERN DIVISION			
Frederick (2)	39	31	.557	Frederick	35	31	.530
Prince William (16)	33	37	.471	Prince William	31	38	.449
Lynchburg (3)	33	37	.471	Salem	30	39	.435
Salem (20)	25	45	.357	Lynchburg	25	43	.368
SOUTHERN DIVISION				SOUTHERN DIVISION			
Kinston (7)	46	24	.657	Kinston	42	23	.646
Winston-Salem (4)	45	25	.643	Winston-Salem	41	29	.586
Durham (1)	37	33	.529	Peninsula	35	35	.500
Peninsula (23)	22	48	.314	Durham	34	35	.493

PLAYOFFS: Frederick beat Kinston 3-2. • ATTENDANCE: Durham-300,499; Frederick-277,802; Prince William-210,262; Salem-126,121; Kinston-106,219; Winston-Salem-102,588; Lynchburg-92,607; Peninsula-70,647. Total-1,268,715. Playoffs-11,448. All-Star Game-5,947. • MANAGERS: Durham-Grady Little; Frederick-Wally Moon; Kinston-Brian Graham; Lynchburg-Gary Allenson; Peninsula-Jim Nettles; Prince William-Gary Denbo; Salem-Stan Cliburn; Winston-Salem-Brad Mills. • ALL-STARS: 1B-J.T. Snow, Prince William. 2B-Rouglas Odor, Kinston. 3B-Gary Scott, Winston-Salem. SS-Ricky Gutierrez, Frederick. UTIL.INF-Bruce Schreiber, Salem. OF-Greg Blosser, Lynchburg; Keith Mitchell, Durham; Ken Ramos, Kinston. UTIL.OF-Nolan Lane, Kinston. C-Mandy Romero, Salem. DH-Doug Welch, Winston-Salem. STARTING PITCHER-Frank Seminara, Prince William. RELIEF PITCHER-Mike Gardella, Prince William. MOST VALUABLE PLAYER-Gary Scott, Winston-Salem. PITCHER OF THE YEAR-Frank Seminara, Prince William. MANAGER OF THE YEAR-Wally Moon, Frederick.

SEASON CAPSULES

1991 SPLIT SEASON

FIRST HALF				SECOND HALF			
W	L	Pct.	W	L	Pct.		
NORTHERN DIVISION				NORTHERN DIVISION			
Prince William (16)	38	32	.543	Lynchburg	37	33	.529
Lynchburg (3)	30	39	.435	Prince William	33	36	.478
Salem (20)	30	40	.429	Salem	33	37	.471
Frederick (2)	26	44	.371	Frederick	32	38	.457
SOUTHERN DIVISION				SOUTHERN DIVISION			
Kinston (7)	45	23	.662	Kinston	44	26	.629
Winston-Salem (4)	43	27	.614	Durham	41	29	.586
Durham (1)	38	29	.567	Winston-Salem	40	30	.571
Peninsula (23)	27	43	.386	Peninsula	19	50	.275

PLAYOFFS: Lynchburg beat Prince William 2-0; Kinston beat Lynchburg 3-0. • ATTENDANCE: Durham-301,240; Frederick-318,354; Kinston-100,857; Lynchburg-88,897; Peninsula-41,131; Prince William-208,166; Salem-131,582; Winston-Salem-111,133. Total-1,301,560. Playoffs-5,367. All-Star Game-5,612. • MANAGERS: Durham-Grady Little; Frederick-Wally Moon; Kinston-Brian Graham; Lynchburg-Buddy Bailey; Peninsula-Steve Smith; Prince William-Mike Hart; Salem-Stan Cliburn; Winston-Salem-Brad Mills. • ALL-STARS: 1B-Willie Tatum, Lynchburg. 2B-Miguel Flores, Kinston. 3B-Pete Castellano, Winston-Salem. SS-Manny Alexander, Frederick. UTIL.INF-Ramon Caraballo, Durham. OF-Brian Giles, Kinston; Jeff McNeely, Lynchburg; Tracy Sanders, Kinston. UTIL.OF-John Jensen, Winston-Salem. C-Javy Lopez, Durham. DH-Chris Ebright, Winston-Salem. STARTING PITCHER-Sam Miletello, Prince William. RELIEF PITCHER-Mike Soper, Kinston. MOST VALUABLE PLAYER-Pete Castellano, Winston-Salem. PITCHER OF THE YEAR-Sam Miletello, Prince William. MANAGER OF THE YEAR-Brian Graham, Kinston.

1992 SPLIT SEASON

FIRST HALF				SECOND HALF			
W	L	Pct.	W	L	Pct.		
NORTHERN DIVISION				NORTHERN DIVISION			
Lynchburg (3)	39	30	.565	Lynchburg	38	28	.576
Frederick (2)	35	34	.507	Prince William	38	33	.535
Salem (20)	33	36	.478	Frederick	34	37	.479
Prince William (16)	31	38	.449	Salem	31	40	.437
SOUTHERN DIVISION				SOUTHERN DIVISION			
*Peninsula (23)	37	32	.536	Peninsula	37	32	.536
Durham (1)	37	32	.536	Winston-Salem	37	33	.529
Kinston (7)	35	34	.507	Durham	33	38	.465
Winston-Salem (4)	29	40	.420	Kinston	30	37	.448

* Won playoff for first half title. • PLAYOFFS: Peninsula beat Lynchburg 3-2. • ATTENDANCE: Durham-280,994; Frederick-329,592; Kinston-105,905; Lynchburg-92,778; Peninsula-59,093; Prince William-208,416; Salem-134,598; Winston-Salem-159,316. Total-1,369,877. Playoffs-6,587. All-Star Game-4,219. • MANAGERS: Durham-Leon Roberts; Frederick-Bobby Miscik; Kinston-Dave Keller; Lynchburg-Buddy Bailey; Peninsula-Marc Hill; Prince William-Mike Hart; Salem-John Wockenstuss; Winston-Salem-Bill Hayes. • ALL-STARS: 1B-Bubba Smith, Peninsula. 2B-Kevin Jordan, Prince William. 3B-Jose Viera, Winston-Salem. SS-Ramon Martinez, Salem. UTIL.INF-Ruben Santana, Peninsula. OF-Stanton Cameron, Frederick; Brian Kowitz, Durham; Darren Bragg, Peninsula. UTIL.OF-Mar Ramirez, Kinston. C-Miah Bradbury, Peninsula. DH-Andy Hartung, Winston-Salem. STARTING PITCHER-John Cummings, Peninsula. RELIEF PITCHER-Joe Caruso, Lynchburg. MOST VALUABLE PLAYER-Bubba Smith, Peninsula. PITCHER OF THE YEAR-John Cummings, Peninsula. MANAGER OF THE YEAR-Marc Hill, Peninsula.

1993 SPLIT SEASON

FIRST HALF				SECOND HALF			
W	L	Pct.	W	L	Pct.		
NORTHERN DIVISION				NORTHERN DIVISION			
Wilmington (11)	44	25	.638	Frederick	43	27	.614
Frederick (2)	35	35	.500	Prince William	37	33	.529
Lynchburg (3)	32	37	.464	Lynchburg	33	37	.471
Prince William (16)	30	40	.429	Wilmington	30	40	.429
SOUTHERN DIVISION				SOUTHERN DIVISION			
Kinston (23)	38	31	.551	Winston-Salem	39	31	.557
Durham (1)	35	34	.507	Durham	34	35	.493
Winston-Salem (6)	33	37	.471	Kinston	33	36	.478
Salem (20)	31	39	.443	Salem	30	40	.429

PLAYOFFS: Wilmington beat Frederick 2-0; Winston-Salem beat Kinston 2-1; Winston-Salem beat Wilmington 3-1. • ATTENDANCE: Durham-305,692; Frederick-351,146; Kinston-134,506; Lynchburg-100,113; Prince William-209,273; Salem-145,657; Wilmington-332,132; Winston-Salem-164,509. Total-1,743,028. Playoffs-20,099. All-Star Game-3,581. • MANAGERS: Durham-Leon Roberts; Frederick-Peter Mackanin; Kinston-Dave Keller; Lynchburg-Mark Meleski; Prince William-Trey Hillman; Salem-Scott Little; Wilmington-Ron Johnson; Winston-Salem-Mark Berry. • ALL-STARS: 1B-Tate Seefried, Prince William. 2B-Tony Graftano, Durham. 3B-Scott McClain, Frederick. SS-Eric Owens, Winston-Salem. UTIL.INF-Tim Blek, Winston-Salem. OF-Curtis Goodwin, Frederick; Chad Mottola, Winston-Salem; Alex Ochoa, Frederick. UTIL.OF-Motorboat Jones, Winston-Salem. C-Jorge Posada, Prince William. DH-Bubba Smith, Winston-Salem. STARTING PITCHER-Julian Tavarez, Kinston. RELIEF PITCHER-Ian Doyle, Kinston. MOST VALUABLE PLAYER-Bubba Smith, Winston-Salem. PITCHER OF THE YEAR-Julian Tavarez, Kinston. MANAGER OF THE YEAR-(Tie) Dave Keller, Kinston; Pete Mackanin, Frederick.

SEASON CAPSULES

1994 SPLIT SEASON

FIRST HALF	W	L	Pct.	SECOND HALF	W	L	Pct.
NORTHERN DIVISION				NORTHERN DIVISION			
Wilmington (11)	48	20	.706	Wilmington	46	24	.657
Prince William (5)	38	32	.543	Frederick	44	25	.638
Frederick (2)	32	36	.471	Prince William	33	33	.500
Lynchburg (3)	30	40	.429	Lynchburg	22	47	.319
SOUTHERN DIVISION				SOUTHERN DIVISION			
Winston-Salem (6)	35	33	.515	Durham	38	30	.559
Kinston (7)	32	37	.464	Winston-Salem	32	37	.464
Salem (20)	32	37	.464	Salem	32	38	.457
Durham (1)	28	40	.412	Kinston	28	41	.406

PLAYOFFS: Winston-Salem beat Durham 2-0; Wilmington beat Winston-Salem 3-0. • ATTENDANCE: Durham-259,758; Frederick-344,563; Kinston-122,557; Lynchburg-100,724; Prince William-210,401; Salem-153,575; Wilmington-335,024; Winston-Salem-160,994. Total-1,687,596. Playoffs-14,116. All-Star Game-6,893. • MANAGERS: Durham-Matt West; Frederick-Mike O'Berry; Kinston-Dave Keller; Lynchburg-Mark Meleski; Prince William-Dave Huppert; Salem-Trent Jewett; Wilmington-Mike Jirschele; Winston-Salem-Mark Berry. • ALL-STARS: 1B-Larry Sutton, Wilmington. 2B-Essex Burton, Prince William. 3B-Bill Selby, Lynchburg. SS-Craig Wilson, Prince William. UTL-INF-Chance Sanford, Salem. OF-Pat Watkins, Winston-Salem; Johnny Damon, Wilmington; Jimmy Hurst, Prince William. UTL. OF-Kimera Bartee, Frederick. C-B.J. Waszgis, Frederick. DH-Andy Stewart, Wilmington. STARTING PITCHER-Bart Evans, Wilmington. RELIEF PITCHER-Chris Lemp, Frederick. MOST VALUABLE PLAYER-Larry Sutton, Wilmington. PITCHER OF THE YEAR-Bart Evans, Wilmington. MANAGER OF THE YEAR-Mike Jirschele, Wilmington.

1995 SPLIT SEASON

FIRST HALF	W	L	Pct.	SECOND HALF	W	L	Pct.
NORTHERN DIVISION				NORTHERN DIVISION			
Prince William (5)	37	33	.529	Wilmington	48	21	.696
Wilmington (11)	35	34	.507	Lynchburg	34	35	.493
Lynchburg (20)	33	36	.478	Frederick	31	38	.449
Frederick (2)	27	41	.397	Prince William	27	43	.386
SOUTHERN DIVISION				SOUTHERN DIVISION			
Kinston (7)	45	24	.652	Kinston	36	32	.529
Winston-Salem (6)	36	34	.514	Winston-Salem	33	34	.493
Salem (27)	34	36	.486	Salem	34	36	.486
Durham (1)	30	39	.435	Durham	33	37	.471

PLAYOFFS: Wilmington beat Prince William 2-0; Kinston beat Wilmington 3-0. • ATTENDANCE: Durham-390,486; Frederick-300,968; Kinston-140,116; Lynchburg-111,654; Prince William-215,250; Salem-140,111, Wilmington-358,766; Winston-Salem-158,842. Total-1,816,193. Playoffs-15,694. All-Star Game-5,690. • MANAGERS: Durham-Matt West; Frederick-Mike O'Berry; Kinston-Gordy MacKenzie; Lynchburg-Marc Hill; Prince William-Dave Huppert; Salem-Bill Hayes; Wilmington-John Mizerock; Winston-Salem-Mark Berry. • ALL-STARS: 1B-Richie Sexson, Kinston. 2B-Ricky Gutierrez, Kinston. SS-Enrique Wilson, Kinston. 3B-Aaron Boone, Winston-Salem. UTL-INF-Anthony Medrano, Wilmington. OF-Edgard Velasquez, Salem; James Betzold, Kinston; Charles Peterson, Lynchburg. UTL.OF-Bruce Aven, Kinston. C-Mike Sweeney, Wilmington. DH-Reed Secrist., Lynchburg. STARTING PITCHER-Bartolo Colon, Kinston. RELIEF PITCHER-Dan Graves, Kinston. MOST VALUABLE PLAYER-Richie Sexson, Kinston. PITCHER OF THE YEAR-Bartolo Colon, Kinston. MANAGER OF THE YEAR-John Mizerock, Wilmington.

1996 SPLIT SEASON

FIRST HALF	W	L	Pct.	SECOND HALF	W	L	Pct.
NORTHERN DIVISION				NORTHERN DIVISION			
Wilmington (11)	40	30	.571	Wilmington	40	30	.571
Frederick (2)	34	36	.486	Lynchburg	39	31	.557
Prince William (5)	31	37	.456	Frederick	33	36	.478
Lynchburg (20)	26	43	.377	Prince William	27	43	.386
SOUTHERN DIVISION				SOUTHERN DIVISION			
Durham (1)	38	31	.551	Kinston	39	30	.565
Kinston (7)	37	32	.536	Winston-Salem	37	32	.536
Winston-Salem (6)	37	33	.529	Durham	35	35	.500
Salem (27)	34	35	.493	Salem	28	41	.406

PLAYOFFS: Kinston beat Durham 2-1. Wilmington beat Kinston 3-1. • ATTENDANCE: Durham-365,445; Frederick-258,527; Kinston-145,493; Lynchburg-100,016; Prince William-190,055; Salem-173,703, Wilmington-335,309; Winston-Salem-154,132. Total-1,722,580. Playoffs-10,340. All-Star Game-6,671. • MANAGERS: Durham-Randy Ingie; Frederick-Tim Blackwell, Julio Garcia (April 16); Kinston-Jack Mull; Lynchburg-Jeff Banister; Prince William-Dave Huppert; Salem-Bill McGuire; Wilmington-John Mizerock; Winston-Salem-Phillip Wellman. • ALL-STARS: 1B-Sean Casey, Kinston. 2B-Sergio Nunez, Wilmington. SS-Alejandro Prieto, Wilmington. 3B-Freddy Garcia, Lynchburg. UTL-INF-Rick Short, Frederick. OF-Jose Guillen, Lynchburg; Johnny Isom, Frederick; D.C. Conner, Winston-Salem. UTL.OF-Mike Asche, Lynchburg. C-Blake Barthol, Salem. DH-Juan Thomas, Prince William. STARTING PITCHER-Noe Najera, Kinston. RELIEF PITCHER-Stephen Pridhoda, Wilmington. MOST VALUABLE PLAYER-Jose Guillen, Lynchburg. PITCHER OF THE YEAR-Noe Najera, Kinston. MANAGER OF THE YEAR-Jack Mull, Kinston.

SEASON CAPSULES

1997 SPLIT SEASON

FIRST HALF	W	L	Pct.	SECOND HALF	W	L	Pct.
NORTHERN DIVISION				NORTHERN DIVISION			
Frederick (2)	45	25	.643	Lynchburg	42	28	.600
Lynchburg (20)	40	30	.571	Prince William	39	31	.557
Wilmington (11)	34	36	.488	Wilmington	28	42	.400
Prince William (21)	30	39	.435	Frederick	24	46	.343
SOUTHERN DIVISION				SOUTHERN DIVISION			
Kinston (7)	46	24	.657	Kinston	41	29	.586
Durham (1)	30	39	.435	Winston-Salem	36	34	.514
Salem (27)	27	41	.397	Salem	36	34	.514
Winston-Salem (5)	28	44	.371	Durham	33	37	.471

PLAYOFFS: Lynchburg beat Frederick 2-0. Lynchburg beat Kinston 3-1. • ATTENDANCE: Durham-381,589; Frederick-274,894; Kinston-151,953; Lynchburg-112,363; Prince William-214,037; Salem-188,023; Wilmington-326,201, Winston-Salem-156,285. Total-1,805,345. Playoffs-10,340. All-Star Game-6,671. • MANAGERS: Durham-Paul Runge; Frederick-Dave Hillon; Kinston-Joel Skinner; Lynchburg-Jeff Banister/Jeff Richardson; Prince William-Roy Silver; Salem-Bill McGuire; Wilmington-John Mizerock; Winston-Salem-Mike Heathy/Mark Haley. • ALL-STARS: C-Heath Hayes, Kinston, Ben Petrick, Salem. 1B-Nate Dishington, Prince William. 2B-Rick Short, Frederick. SS-John McDonald, Kinston. 3B-Aramis Ramirez, Lynchburg. UTL. INF-Rick Short, Frederick. OF-Adam Johnson, Durham; Scott Morgan, Kinston; and Danny Peoples, Kinston. UTL-Carlos Lee, Winston-Salem, and Mark Quinn, Wilmington. DH-Russ Branyan, Kinston. STARTING PITCHER-Cliff Politte, Prince William. RELIEF PITCHER-Armando Almanza, Prince William. MOST VALUABLE PLAYER-Aramis Ramirez, Lynchburg. PITCHER OF THE YEAR-Cliff Politte, Prince William. MANAGER OF THE YEAR-Joel Skinner, Kinston.

1998 SPLIT SEASON

FIRST HALF	W	L	Pct.	SECOND HALF	W	L	Pct.
NORTHERN DIVISION				NORTHERN DIVISION			
Wilmington (11)	40	30	.571	Wilmington	46	24	.657
Lynchburg (20)	36	34	.514	Prince William	43	27	.614
Frederick (2)	35	35	.500	Lynchburg	33	37	.471
Prince William (21)	29	40	.420	Frederick	29	41	.414
SOUTHERN DIVISION				SOUTHERN DIVISION			
Winston-Salem (5)	41	28	.594	Winston-Salem	38	32	.543
Kinston (7)	36	34	.514	Kinston	33	37	.471
Danville (1)	31	39	.443	Salem	31	39	.443
Salem (27)	31	39	.443	Danville	27	43	.386

PLAYOFFS: Wilmington beat Winston-Salem 3-1. • ATTENDANCE: Danville-74,737; Frederick-301,760; Kinston-143,309; Lynchburg-113,145; Prince William-220,145; Salem-189,069; Wilmington-320,540; Winston-Salem-159,460. Total-1,522,165. All-Star Game-65,227. • MANAGERS: Danville-Paul Runge; Frederick-Tommy Shields; Kinston-Max Oliveras; Lynchburg-Jeff Richardson/Jeff Livesey; Prince William-Joe Cunningham; Salem-Jay Loviglio; Wilmington-Darrell Evans/Brian Poldeberg; Winston-Salem-Chris Cron. • ALL-STARS: C-Blake Barthol, Salem. 1B-Chris Heintz, Winston-Salem. Second Base-Emiliano Escandon, Wilmington; Doug Livingston, Salem. 3B-Joe Crede, Winston-Salem. SS-Brent Butler, Prince William. OF-Cordell Farley, Prince William; Rod Bair, Salem, Luis Saturan, Prince William. DH-Jose Leon, Prince William. UTL-Dan Olson, Winston-Salem. STARTING PITCHER-Rick Ankiel, Prince William. Relief Pitcher-David Riske, Kinston. MOST VALUABLE PLAYER-Joe Crede, Winston-Salem. PITCHER OF THE YEAR-Rick Ankiel, Prince William. MANAGER OF THE YEAR-Chris Cron, Winston-Salem.

1999 SPLIT SEASON

FIRST HALF	W	L	Pct.	SECOND HALF	W	L	Pct.
NORTHERN DIVISION				NORTHERN DIVISION			
Wilmington (11)	39	30	.565	Wilmington	38	31	.551
Frederick (2)	37	33	.529	Frederick	30	38	.441
Lynchburg (20)	35	34	.507	Potomac	30	40	.429
Potomac (21)	24	45	.348	Lynchburg	29	39	.426
SOUTHERN DIVISION				SOUTHERN DIVISION			
Kinston (7)	37	32	.536	Myrtle Beach	44	26	.629
Winston-Salem (5)	36	33	.522	Kinston	42	26	.618
Myrtle Beach (1)	35	34	.507	Salem	35	33	.515
Salem (27)	34	36	.486	Winston-Salem	27	42	.391

PLAYOFFS: Myrtle Beach beat Kinston 2-1. Wilmington and Myrtle Beach tied 2-2 for co-championship. • ATTENDANCE: Frederick-313,603; Kinston-124,010; Lynchburg-110,937; Myrtle Beach-232,619; Potomac-209,168; Salem-206,012; Wilmington-321,143; Winston-Salem-134,764. Total-1,652,256. All-Star Game-6,518. Playoffs-14,561. • MANAGERS: Frederick-Andy Etchebarran; Kinston-Eric Wedge; Lynchburg-Scott Little; Myrtle Beach-Brian Snitker; Potomac-Joe Cunningham; Salem-Ron Gideon; Wilmington-Jeff Garber; Winston-Salem-Jerry Terrell. • ALL-STARS: C-Chris Heintz, Winston-Salem; 1B-Eddy Furniss, Lynchburg; 2B-Marcus Giles, Myrtle Beach; 3B-Mike Edwards, Kinston; SS-Eddy Martinez, Frederick; OF-Jody Gerut, Salem, Derrick Lankford, Lynchburg and Aaron Rowand, Winston-Salem; DH-Andy Bevins, Potomac; UTIL-IF- Joe Dillon, Wilmington; UTIL-OF-Brandon Berger, Wilmington; STARTING PITCHER- Josh Kalinowski, Salem; RELIEF PITCHER-Travis Thompson, Salem. MOST VALUABLE PLAYER- Marcus Giles, Myrtle Beach. PITCHER OF THE YEAR-Josh Kalinowski, Salem. MANAGER OF THE YEAR-Eric Wedge, Kinston.

SEASON CAPSULES

2000 SPLIT SEASON

FIRST HALF				SECOND HALF				
W	L	Pct.	W	L	Pct.	W	L	Pct.
NORTHERN DIVISION				NORTHERN DIVISION				
Frederick (2)	38	32	.543	Lynchburg	39	29	.574	
Potomac (21)	35	35	.500	Wilmington	34	35	.493	
Wilmington (11)	29	41	.414	Frederick	28	39	.418	
Lynchburg (20)	27	43	.386	Potomac	27	41	.397	

SOUTHERN DIVISION

Myrtle Beach (1)	42	28	.600	Myrtle Beach	46	24	.657
Salem (27)	38	32	.543	Salem	35	35	.500
Kinston (7)	36	34	.514	Winston-Salem	33	36	.478
Winston-Salem (5)	35	35	.500	Kinston	32	35	.478

PLAYOFFS: Lynchburg beat Frederick 2-0. Myrtle Beach beat Lynchburg 3-0. • ATTENDANCE: Frederick-310,753; Kinston-112,084 Lynchburg-109,599; Myrtle Beach-234,019; Potomac-167,988; Salem-200,863; Wilmington-324,019; Winston-Salem-151,930. Total-1,611,255. All-Star Game-4,669. Playoffs-10,110. • MANAGERS: Frederick-Dave Machemer; Kinston-Brad Komminsk; Lynchburg-Tracy Woodson; Myrtle Beach-Brian Snitker; Potomac-Joe Cunningham; Salem-Alan Cockrell; Wilmington-Jeff Garber; Winston-Salem-Brian Dayett. • ALL-STARS: C-Lee Evans, Lynchburg; 1B-A.J. Zapp, Myrtle Beach; 2B-Chone Figgins, Salem; 3B-Corey Erickson, Kinston; SS-Mark Ellis, Wilmington; OF-Kevin Burford, Salem; Esix Snead, Potomac, Mario Valenzuela, Winston-Salem; DH-Troy Farnsworth, Potomac; UTIL-IF-Victor Rodriguez, Kinston; UTIL-OF-J.J. Davis, Lynchburg; STARTING PITCHER-Christian Parra, Myrtle Beach; RELIEF PITCHER-Jason Marr, Potomac. MOST VALUABLE PLAYER-Troy Farnsworth, Potomac. PITCHER OF THE YEAR-Christian Parra, Myrtle Beach. MANAGER OF THE YEAR-Brian Snitker, Myrtle Beach

2001 SPLIT SEASON

FIRST HALF				SECOND HALF				
W	L	Pct.	W	L	Pct.	W	L	Pct.
NORTHERN DIVISION				NORTHERN DIVISION				
Wilmington (11)	39	31	.557	Wilmington	39	31	.557	
Frederick (2)	36	34	.514	Frederick	34	35	.493	
Potomac (21)	35	35	.500	Potomac	31	39	.443	
Lynchburg (20)	27	40	.403	Lynchburg	31	39	.443	

SOUTHERN DIVISION

Kinston (7)	44	26	.628	Kinston	45	25	.643
Myrtle Beach (1)	39	30	.565	Salem	37	33	.529
Salem (27)	33	35	.485	Myrtle Beach	32	37	.464
Winston-Salem (5)	24	46	.343	Winston-Salem	30	40	.429

PLAYOFFS: Wilmington beat Frederick 2-0; Salem beat Kinston 2-1; Salem beat Wilmington 3-2. ATTENDANCE: Frederick, 320,262; Kinston, 133,169; Lynchburg, 112,310; Myrtle Beach, 214,160; Potomac, 181,758; Salem, 203,375; Wilmington, 336,074; Winston-Salem, 141,164; Total Attendance -- 1,642,272; Playoff Attendance (10 Games) -- 23,079; All-Star Game (Carolina-California League All-Star) At Lancaster, CA -- 3,737. • MANAGERS -- Frederick, Dave Cash; Kinston, Brad Komminsk; Lynchburg, Curtis Wilkerson; Myrtle Beach, Brian Snitker; Potomac, Joe Cunningham; Salem, Dave Collins; Wilmington, Jeff Garber; Winston-Salem, Wally Backman. • ALL-STARS: 1B-Garrett Atkins, Salem; 2B-Javier Colina, Salem; 3B-Troy Cameron, Myrtle Beach-Kinston; SS-Wilson Betemit, Myrtle Beach; UTIL-IF-Napolean Calzado, Frederick; UTIL-OF-Covelli Crisp, Potomac; OF-Ryan Langerhans, Myrtle Beach; OF-Dan Phillips, Salem; Utility OF-Dee Haynes, Potomac; C-Victor Martinez, Kinston; DH-Ryan Hankins, Winston-Salem; STARTING PITCHER-Jimmy Journell, Potomac; RELIEF PITCHER-Scotty Layfield, Potomac; MOST VALUABLE PLAYER: Victor Martinez, Kinston; PITCHER-OF-THE-YEAR: (tie) Trey Hodges, Myrtle Beach and Jimmy Journell, Potomac; MANAGER-OF-THE-YEAR: Brad Komminsk, Kinston.

2002 SPLIT SEASON

FIRST HALF				SECOND HALF				
W	L	Pct.	W	L	Pct.	W	L	Pct.
NORTHERN DIVISION				NORTHERN DIVISION				
Wilmington (11)	47	23	.671	Wilmington	42	28	.600	
Lynchburg (20)	47	23	.671	Lynchburg	40	30	.571	
Potomac (21)	24	46	.343	Potomac	35	35	.500	
Frederick (2)	18	51	.261	Frederick	29	41	.414	

SOUTHERN DIVISION

Myrtle Beach (1)	43	27	.629	Kinston	40	30	.571
Salem (27)	39	31	.557	Myrtle Beach	36	34	.514
Kinston (7)	34	35	.493	Salem	35	35	.500
Winston-Salem (5)	27	43	.386	Winston-Salem	23	47	.329

PLAYOFFS: Lynchburg beat Wilmington 2-1. Kinston beat Myrtle Beach 2-0. Lynchburg beat Kinston 3-1. ATTENDANCE: Frederick-305,950; Kinston-106,472; Lynchburg-127,916; Myrtle Beach-200,463; Potomac-182,059; Salem-196,347; Wilmington-331,545; Winston-Salem-136,302. Total-1,587,054. All-Star Game-5,545. Playoffs-12,592. • MANAGERS: Frederick-Jack Voigt; Kinston-Ted Kubiak; Lynchburg-Pete Mackanin; Myrtle Beach-Randy Ingie; Potomac-Joe Cunningham; Salem-Stu Cole; Wilmington-Jeff Garber; Winston-Salem-Razor Shines. • ALL-STARS: C-Ronny Paulino, Lynchburg; 1B-Brad Hawpe, Salem; 2B-Josh Bonifay, Lynchburg; SS-Jose Castillo, Lynchburg; 3B-Justin Gemoil, Wilmington; OF-Bill McCarthy, Myrtle Beach; Chris Duffy, Lynchburg; Skip Schumaker, Potomac; DH-Ray Navarrete, Lynchburg; UTIL-IF-Alejandro Machado, Wilmington; UTIL-OF-Byron Gettis, Wilmington; STARTING PITCHER-Sean Burnett, Lynchburg; RELIEF PITCHER-D.J. Carrasco, Lynchburg. MOST VALUABLE PLAYER-Brad Hawpe, Salem. PITCHER OF THE YEAR-Sean Burnett, Lynchburg, Potomac. MANAGER OF THE YEAR-Jeff Garber, Wilmington.

SEASON CAPSULES

2003 SPLIT SEASON

FIRST HALF				SECOND HALF				
W	L	Pct.	W	L	Pct.	W	L	Pct.
NORTHERN DIVISION				NORTHERN DIVISION				
Lynchburg (20)	37	28	.569	Wilmington	42	28	.600	
Wilmington (11)	38	32	.543	Lynchburg	39	31	.557	
Potomac (6)	30	39	.435	Frederick	34	35	.493	
Frederick (2)	26	40	.394	Potomac	32	38	.457	

SOUTHERN DIVISION

Winston-Salem (5)	39	29	.574	Kinston	39	31	.557
Salem (9)	35	33	.515	Salem	38	32	.543
Kinston (7)	34	35	.493	Winston-Salem	32	38	.457
Myrtle Beach (1)	33	36	.478	Myrtle Beach	23	46	.333

PLAYOFFS: Lynchburg beat Wilmington 2-0. Winston-Salem beat Kinston 2-0. Winston-Salem beat Lynchburg 3-0. ATTENDANCE: Frederick-285,048; Kinston-103,433; Lynchburg-91,935; Myrtle Beach-203,443; Potomac-160,238; Salem-175,155; Wilmington-315,134; Winston-Salem-124,454. Total-1,458,840. All-Star Game-5,737. Playoffs-9,093. Managers: Frederick-Tom Lawless; Kinston-Torey Lovullo; Lynchburg-Dave Clark; Myrtle Beach-Randy Ingie; Potomac-Jayhawk Owens; Salem-John Massarelli; Wilmington-Billy Gardner, Jr.; Winston-Salem-Razor Shines. All-Stars: C-Ryan Doumit, Lynchburg; 1B-Walter Young, Lynchburg; 2B-Ruddy Yan, Winston-Salem; SS-Jeff Bannon, Potomac and Andres Blanco, Wilmington (tie); 3B-Andy Marte, Myrtle Beach; OF-Nate McLouth, Lynchburg; Trey Dyson, Wilmington/Kinston; Willy Taveras, Kinston; DH-Chris Shelton, Lynchburg; Utility-Todd Self, Salem (IF); Woody Cliffords, Frederick (OF); STARTING PITCHER-Zack Greinke, Wilmington; RELIEF PITCHER-Lee Gronkiewicz, Kinston. MOST VALUABLE PLAYER-Chris Shelton, Lynchburg. PITCHER OF THE YEAR-Zack Greinke, Wilmington. MANAGER OF THE YEAR-Dave Clark, Lynchburg

2004 SPLIT SEASON

FIRST HALF				SECOND HALF				
W	L	Pct.	W	L	Pct.	W	L	Pct.
NORTHERN DIVISION				NORTHERN DIVISION				
Potomac (13)	37	32	.536	Wilmington	44	26	.629	
Lynchburg (20)	35	35	.500	Frederick	32	38	.457	
Wilmington (11)	33	36	.478	Potomac	30	40	.429	
Frederick (2)	20	49	.290	Lynchburg	22	46	.324	

SOUTHERN DIVISION

Kinston (7)	45	24	.652	Winston-Salem	45	25	.643
Myrtle Beach (1)	40	28	.588	Kinston	43	26	.623
Salem (9)	38	32	.543	Myrtle Beach	35	35	.500
Winston-Salem (5)	29	41	.414	Salem	27	42	.391

PLAYOFFS: Wilmington beat Potomac 2-1. Kinston beat Winston-Salem 2-1. Kinston beat Wilmington 3-2. ATTENDANCE: Frederick-266,257; Kinston-103,015 Lynchburg-148,067; Myrtle Beach-209,095; Potomac-170,278; Salem-224,991; Wilmington-320,788; Winston-Salem-134,144. Total-1,576,635. All-Star Game-4,765. Playoffs-8,768. Managers: Frederick-Tom Lawless; Kinston-Torey Lovullo; Lynchburg-Jay Loviglio, Jeff Banister (June 24), Tom Prince (July 5); Myrtle Beach-Randy Ingie; Potomac-Edgar Caceres; Salem-Russ Nixon; Wilmington-Billy Gardner, Jr.; Winston-Salem-Ken Dominguez, Nick Leyva (June 15). ALL-STARS: C-Brian McCann, Myrtle Beach; 1B-Brad Eldred, Lynchburg; 2B-Kevin Howard, Potomac; 3B-Tripper Johnson, Frederick; SS-Mike Aviles, Wilmington; UTILITY INF-Eider Torres, Kinston; OF-Shane Costa, Wilmington; Rajai Davis, Lynchburg; Jeff Francoeur, Myrtle Beach; UTILITY OF-Ryan Sweeney, Winston-Salem; DH-Ryan Garko, Kinston; STARTING PITCHER-Zach Duke, Lynchburg; RELIEF PITCHER-Dwayne Pollok, Winston-Salem. MOST VALUABLE PLAYER-Brad Eldred, Lynchburg. PITCHER OF THE YEAR-Zach Duke, Lynchburg. MANAGER OF THE YEAR-Torey Lovullo, Kinston.

2005 SPLIT SEASON

FIRST HALF				SECOND HALF				
W	L	Pct.	W	L	Pct.	W	L	Pct.
NORTHERN DIVISION				NORTHERN DIVISION				
Lynchburg (20)	40	30	.571	Frederick	44	26	.629	
Frederick (2)	35	35	.500	Lynchburg	38	32	.543	
Wilmington (3)	31	39	.443	Potomac	32	38	.457	
Potomac (28)	31	39	.443	Wilmington	29	41	.414	

SOUTHERN DIVISION

Kinston (7)	41	29	.586	Winston-Salem	38	33	.535
Winston-Salem (5)	39	31	.557	Salem	37	34	.521
Myrtle Beach (1)	33	37	.471	Kinston	35	35	.500
Salem (9)	30	40	.429	Myrtle Beach	28	42	.400

PLAYOFFS: Frederick beat Lynchburg (2-0); Kinston beat Winston-Salem (2-0); Frederick beat Kinston (3-2). • ATTENDANCE: Frederick-275,663; Kinston-103,069; Lynchburg-150,109; Myrtle Beach-198,092; Potomac-138,143; Salem-255,225; Wilmington-322,287; Winston-Salem-147,194; Total-1,589,782; All-Star Game-7,734; Playoffs-10,728. • MANAGERS: Frederick-Bien Figueroa; Kinston-Luis Rivera; Lynchburg-Tim Leiper; Myrtle Beach-Randy Ingie; Potomac-Bob Henley; Salem-Ivan DeJesus; Wilmington-Dann Bilardello; Winston-Salem-Chris Cron. • ALL-STARS: C-Jarrold Saltaalamacchia, Myrtle Beach; 1B-Leo Daigle, Winston-Salem; 2B-Nate Spears, Frederick; 3B-Robert Valido, Winston-Salem; SS-Kory Casto, Potomac; OF-Frank Diaz, Potomac, Nick Markakis, Frederick, Thomas Collaro, Winston-Salem; UTIL-IF-Pat Magnus, Lynchburg; UTIL-OF-Noah Hall, Winston-Salem; DH-Mario Delgado, Frederick; STARTING PITCHER-James Johnson, Frederick; RELIEF PITCHER-Ehren Wassermann, Winston-Salem. MOST VALUABLE PLAYER-Leo Daigle, Winston-Salem. PITCHER OF THE YEAR-James Johnson, Frederick. MANAGER OF THE YEAR-Ivan DeJesus, Salem.

SEASON CAPSULES

2006 SPLIT SEASON

FIRST HALF			SECOND HALF		
W	L	Pct.	W	L	Pct.
NORTHERN DIVISION			NORTHERN DIVISION		
Wilmington (3)	35	35	35	34	.507
Lynchburg (20)	34	36	32	36	.471
Potomac (28)	33	37	31	39	.443
Frederick (2)	26	43	29	39	.426
SOUTHERN DIVISION			SOUTHERN DIVISION		
Kinston (7)	47	23	44	23	.657
Winston-Salem (5)	37	32	38	31	.551
Myrtle Beach (1)	35	35	37	33	.529
Salem (9)	32	38	29	40	.420

PLAYOFFS: Frederick beat Wilmington (2-1); Kinston beat Salem (2-0); Kinston beat Frederick (3-0) • ATTENDANCE: Frederick-280,034; Kinston-112,253; Lynchburg-157,744; Myrtle Beach-200,152; Potomac-151,507; Salem-237,724; Wilmington- 312,258; Winston-Salem-149,755; Total-1,601,427; All-Star Game-5,133; Playoffs-11,112. • MANAGERS: Frederick, Bien Figueroa; Kinston, Mike Sarbaugh; Lynchburg, Gary Green; Myrtle Beach, Rocket Wheeler; Potomac, Randy Knorr (THROUGH JUN 15) AND Edgar Caceres (JUN 16 THROUGH END OF SEASON); Salem, Jim Pankovits; Wilmington, Chad Epperson; Winston-Salem, Rafael Santana.; • ALL-STARS: P. Charles Lofgren - Kinston; C, Louis Santangelo - Salem; 1B, Christopher Kelly - Winston-Salem; 2B, Paco Figueroa - Frederick; 3B, Brandon Powell - Potomac; SS, Brian Bixler - Lynchburg; DH, Jason Fransz - Frederick; OF, Carl Loadenthal - Myrtle Beach; OF, Jordan Brown - Kinston; OF, Wallace Torbert - Salem; RP, Michael James - Wilmington; UI, Van Pope - Myrtle Beach; UO, Brian Barton - Kinston. MOST VALUABLE PLAYER-Jordan Brown, Kinston. PITCHER OF THE YEAR: Charles Lofgren, Kinston; MANAGER OF THE YEAR-Jim Pankovits, Salem; LCS MVP-Randy Newsom, Kinston

2007 SPLIT SEASON

FIRST HALF			SECOND HALF		
W	L	Pct.	W	L	Pct.
NORTHERN DIVISION			NORTHERN DIVISION		
Frederick (2)	32	37	45	24	.652
Wilmington (11)	30	38	40	29	.580
Lynchburg (20)	29	38	32	37	.464
Potomac (28)	29	39	26	44	.371
SOUTHERN DIVISION			SOUTHERN DIVISION		
Kinston (7)	45	24	42	28	.600
Salem (9)	41	28	38	32	.543
Winston-Salem (5)	38	31	29	41	.414
Myrtle Beach (1)	30	39	26	43	.377

PLAYOFFS: Frederick beat Wilmington (2-0); Salem beat Kinston (2-1); Frederick beat Salem (3-1) • ATTENDANCE: Frederick-283,065; Kinston-115,195; Lynchburg -164,413; Myrtle Beach- 215,059; Potomac-165,000; Salem-258,469; Wilmington-306,430; Winston-Salem-161,180; Total-1,668,811; Playoffs (9 games)-12,533; • MANAGERS: Frederick, Tommy Thompson; Kinston, Mike Sarbaugh; Lynchburg, Jeff Branson; Myrtle Beach, Rocket Wheeler; Potomac, Randy Knorr; Salem, Jim Pankovits; Wilmington, John Mizerock; Winston-Salem, Tim Blackwell; • ALL-STARS: P. Rowdy Hardy - Wilmington; C, Max Ramirez - Kinston; 1B, Micah Schnurstein - Winston-Salem; 2B, Shelby Ford - Lynchburg; 3B, Wes Hodges - Kinston; SS, Joshua Rodriguez - Kinston; DH, Kala Kaahue - Myrtle Beach; OF, Brad Corley - Lynchburg; OF, Jordan Schater - Myrtle Beach; OF, Jose Duarte - Wilmington; OF, Mitch Einertson - Salem; RP, Scott Roehli - Kinston; UI, Mario Lisson - Wilmington; UI, Ryan Finan - Frederick; MOST VALUABLE PLAYER-Mitch Einertson, Salem. PITCHER OF THE YEAR: Rowdy Hardy, Wilmington; MANAGER OF THE YEAR-Mike Sarbaugh, Kinston; LCS MVP-Chorye Spooone, Frederick

2008 SPLIT SEASON

FIRST HALF			SECOND HALF		
W	L	Pct.	W	L	Pct.
NORTHERN DIVISION			NORTHERN DIVISION		
Potomac (28)	42	28	37	33	.529
Wilmington (11)	35	35	34	36	.486
Frederick (2)	34	36	29	39	.426
Lynchburg (20)	29	41	29	40	.420
SOUTHERN DIVISION			SOUTHERN DIVISION		
Myrtle Beach (1)	45	25	44	26	.629
Kinston (7)	35	34	42	28	.600
Salem (9)	30	40	37	32	.536
Winston-Salem (5)	29	40	26	44	.371

PLAYOFFS: Potomac beat Wilmington (3-0); Myrtle Beach beat Winston-Salem (3-1); Potomac beat Myrtle Beach (3-1) • ATTENDANCE: Frederick-295,656; Kinston-130,406; Lynchburg-162,131; Myrtle Beach-242,397; Potomac-177,760; Salem-235,823; Wilmington-312,375; Winston-Salem-169,963; Total-1,726,511; Playoffs (11 Games)-14,280; All Star Game- 6,599; • MANAGERS: Frederick, Tommy Thompson (THROUGH MAY 25) AND Richie Hebner (MAY 26 THROUGH END OF SEASON); Kinston, Chris Tremie; Lynchburg, Jeff Branson; Myrtle Beach, Rocket Wheeler; Potomac, Randy Knorr; Salem, Jim Pankovits; Wilmington, Darryl Kennedy; Winston-Salem, Tim Blackwell; • ALL-STARS: C, Tyler Flowers, Myrtle Beach; 1B, Beau Mills, Kinston; 2B, Niuman Romero, Kinston; 2B, Travis Jones, Myrtle Beach; 3B, Jim Negrych, Lynchburg; SS, Brandon Hicks, Myrtle Beach; DH, Ernesto Mejia, Myrtle Beach; OF, Joe Dickerson, Wilmington; OF, John Shelby, Winston-Salem; OF, Willie Cabrera, Myrtle Beach; SP, Jake Arrieta, Frederick; RP, Kanekoa Teixeira, Winston-Salem; RP, Luis Perdomo, Kinston; UI, C.J. Retherford, Winston-Salem; UI, Mark Ori, Salem; UO, Jordan Parraz, Salem; MOST VALUABLE PLAYER-Beau Mills, Kinston, PITCHER OF THE YEAR-Jake Arrieta, Frederick; MANAGER OF THE YEAR-Rocket Wheeler, Myrtle Beach; LCS MVP-Jhonatan Solano, Potomac

SEASON CAPSULES

2009 SPLIT SEASON

FIRST HALF			SECOND HALF		
W	L	Pct.	W	L	Pct.
NORTHERN DIVISION			NORTHERN DIVISION		
Lynchburg Hillcats (20)	45	24	46	24	.657
Potomac Nationals (28)	37	30	42	28	.600
Wilmington Blue Rocks (11)	38	31	33	37	.471
Frederick Keys (2)	31	38	28	42	.400
SOUTHERN DIVISION			SOUTHERN DIVISION		
Winston-Salem Dash (5)	38	30	35	35	.500
Salem Red Sox (3)	32	37	35	35	.500
Kinston Indians (7)	27	41	33	37	.471
Myrtle Beach Pelicans (1)	5	42	28	42	.400

PLAYOFFS: Lynchburg beat Wilmington (3-2); Salem beat Winston-Salem (3-0); Lynchburg beat Salem (3-0) • ATTENDANCE: Frederick-293,438; Wilmington-288,094; Myrtle Beach-238,287; Salem-231,186; Potomac-180,541; Lynchburg-164,328; Kinston-133,049; Winston-Salem-57,665; Regular Season Total-1,586,588; Playoffs (11 games) 14,678; ALL-STAR GAME at Lake Elsinore, CA 6,689 • MANAGERS: Frederick-Richie Hebner; Kinston-Chris Tremie; Lynchburg-P.J. Forbes; Myrtle Beach-Rocket Wheeler; Potomac-Trent Jewett; Salem-Chad Epperson; Wilmington-Brian Rupp; Winston-Salem-Joe McEwing • ALL-STARS: C-Caleb Joseph, Frederick; 1B-Brandon Waring, Frederick; 1B-Chris Marrero, Potomac; 2B-Cord Phelps, Kinston; 3B-Brent Morel, Winston-Salem; SS-Danny Espinosa, Potomac; DH-Cody Johnson, Myrtle Beach; OF-Che-Hsuan Lin, Salem; OF- Derrick Robinson, Wilmington; OF-Matt Angle, Frederick; SP-Zachary Britton, Frederick; RP-R.J. Rodriguez, Lynchburg; UI-Lonnie Chisenhall, Kinston; UO-Tim Fedroff, Kinston. MOST VALUABLE PLAYER-Brandon Waring, Kinston; PITCHER OF THE YEAR-Zachary Britton, Frederick; MANAGER OF THE YEAR-Joe McEwing, Winston-Salem; LCS MVP-Chase d'Arnaud, Lynchburg.

2010 SPLIT SEASON

FIRST HALF			SECOND HALF		
W	L	Pct.	W	L	Pct.
NORTHERN DIVISION			NORTHERN DIVISION		
Frederick (2)	41	29	39	30	.565
Wilmington (11)	32	38	36	32	.529
Potomac (28)	31	39	32	36	.471
Lynchburg (16)	29	41	31	39	.443
SOUTHERN DIVISION			SOUTHERN DIVISION		
Winston-Salem (5)	43	27	38	31	.551
Salem (3)	42	28	37	33	.529
Kinston (7)	36	34	32	38	.457
Myrtle Beach (1)	26	44	31	37	.456

PLAYOFFS: Potomac beat Frederick, 3-1; Winston-Salem beat Kinston, 3-0; Potomac beat Winston-Salem, 3-1 • ATTENDANCE: Winston-Salem-312,313; Wilmington-296,041; Frederick-291,299; Myrtle Beach-223,176; Salem-211,527; Potomac-205,279; Lynchburg-152,161; Kinston-118,741; Regular Season Total-1,810,537; Playoffs (11 games) -24,300; ALL-STAR GAME at Myrtle Beach, SC-6,599 • MANAGERS: Frederick-Orlando Gomez; Kinston-Aaron Holbert; Lynchburg-Pat Kelly; Myrtle Beach-Rocket Wheeler; Potomac-Gary Cathcart; Salem-Kevin Boles, Wilmington-Brian Rupp; Winston-Salem-Joe McEwing • ALL-STARS: C-Ryan Lavarney, Salem; 1B- Eric Hosmer, Wilmington; 2B-Oscar Tejeda, Salem. 3B-Will Middlebrooks, Salem. SS-Eduardo Escobar, Winston-Salem. DH-Tyler Moore. Potomac. OF-Adrian Ortiz, Wilmington. OF-Brandon Short, Winston-Salem. OF-Justin Greene, Winston-Salem. OF-Ronnie Welty, Frederick. OF-Xavier Avery, Frederick. SP-Joseph Gardner, Kinston. RP-Cory Burns, Kinston. UT- Jon Gilmore , Winston-Salem. • MOST VALUABLE PLAYER-Tyler Moore, Potomac; PITCHER OF THE YEAR- Jordan Hotchkiss, Lynchburg; MANAGER OF THE YEAR-Joe McEwing, Winston-Salem; ALL-STAR GAME MVP- Osdar Tejeda, Salem; CHAMPIONSHIP SERIES-MVP-Bill Rhinehart, Potomac.

2011 SPLIT SEASON

FIRST HALF			SECOND HALF		
W	L	Pct.	W	L	Pct.
NORTHERN DIVISION			NORTHERN DIVISION		
Frederick (2)	41	28	39	31	.557
Wilmington (11)	36	33	39	31	.557
Lynchburg (16)	30	40	30	38	.441
Potomac (28)	29	40	30	39	.435
SOUTHERN DIVISION			SOUTHERN DIVISION		
Myrtle Beach (1)	40	29	38	31	.551
Kinston (7)	38	31	37	33	.529
Winston-Salem (5)	32	38	33	37	.471
Salem (3)	31	38	32	38	.457

PLAYOFFS: Frederick beat Potomac, 3-2; Kinston beat Myrtle Beach, 3-1; Frederick beat Kinston, 3-1 • ATTENDANCE: Winston-Salem-312,416; Wilmington-288,738; Frederick-296,296; Salem-226,337; Myrtle Beach-213,200; Potomac-171,096; Lynchburg-169,367; Kinston-112,181; Regular Season Total-1,789,631; Playoffs (13 games)-17,008; ALL-STAR GAME (at Modesto, Calif.)-5,082 • MANAGERS: Frederick, Orlando Gomez; Kinston, Aaron Holbert; Lynchburg, Luis Salazar; Myrtle Beach, Jason Wood; Potomac, Matthew LeCroy; Salem, Bruce Crabbe; Wilmington, Brian Rupp; Winston-Salem, Julio Vinas • ALL-STARS: C-Sandy Leon, Potomac; 1B-Joej Terdoslavich, Lynchburg; 2B-Jeff Koburns, Potomac; 3B-Mike Olt, Myrtle Beach; SS-Andrelton Simmons, Lynchburg; DH-Ian Gac, Winston-Salem; OF-Destin Hood, Potomac; OF-Ryan Strausborger, Myrtle Beach; OF-Bryce Brentz, Salem; SP-Robbie Ross, Myrtle Beach; RP-Preston Guilmet, Kinston; UT-INF-Andy Wilkins, Winston-Salem; UT OF-Jared Prince, Myrtle Beach • MOST VALUABLE PLAYER-Ian Gac, Winston-Salem; PITCHER OF THE YEAR-Robbie Ross, Myrtle Beach; MANAGER OF THE YEAR-Aaron Holbert, Kinston; ALL-STAR GAME MVP-Rey Navarro, Wilmington; CHAMPIONSHIP SERIES MVP-Manny Machado, Frederick.

Baseball America®

MAJORS • MINORS • PROSPECTS • DRAFT • COLLEGE • HIGH SCHOOL

4 issues for just 4

CALL **800-845-2726** 9 A.M. - 5 P.M.,
MON.-FRI. ET

CLICK www.baseballamerica.com/4-for-4/?UIQPAAW

Baseball America
MAJORS • MINORS • PROSPECTS • DRAFT • COLLEGE • HIGH SCHOOL

TOP 100 PROSPECTS

HITTING BACK

THIRTY-FIVE OF THE BEST PLAYERS GOING TO COLLEGE AND THE NEXT LEVEL OF THE MAJOR LEAGUES

PLUS

At Hitting Back: Top 100 Prospects Of The Past

High School: Defending National Champions Open Preseason Ball

Athletic Make Spans With Cuban Star

Minor League: Teams Could Be On The Move In Carolina, Eastern Leagues

Get it now!

Just can't wait to give Baseball America a tryout? Scan this code with your smart phone to order right now.



The MARK of a PRO™
The OFFICIAL BATTING HELMET of MAJOR LEAGUE BASEBALL™



the S100 HELMET is worn by all MINOR LEAGUE BASEBALL™ players



rawlings.com

Major League Baseball and Minor League Baseball trademarks and copyrights are used with permission of Major League Baseball Properties, Inc. Visit MLB.com and MiLB.com ©2012 Rawlings Sporting Goods Company, Inc., a subsidiary of Jarden Corporation (NYSE: JAH) • 1-800-RAWLINGS • facebook.com/rawlings