



MEDIA GUIDE

2019 | 2020 SEASON





2019-2020 OFFICIAL SCHEDULE

9-2020 SOUTH BAY LAKERS SEASON SCHEDULE /// 2019-2020 SOUTH BAY LAKERS SEASON SCHEDULE /// 2019-2020 SOUTH BAY LAKERS SEASON SCHEDULE

November 2019

S	M	T	W	T	F	S
						1 2
3	4	5	6	7	8	9 5:00 PM OKL
10	11	12	7:00 PM @ACC	7:00 PM SXF	14	15 16
17	5:00 PM @MHU	18	5:00 PM @IWA	19	20	21 22 23
5:00 PM SXF	24	25	26	27	28	5:30 PM @AUS 5:30 PM @RGV 29 30

December 2019

S	M	T	W	T	F	S
1	2	3	7:00 PM GRD	4	4:00 PM @SLC	5 6 7 5:00 PM MHU
8	9	7:00 PM SCW	10	11	7:00 PM NAS	12 13 14
5:00 PM STO	15	7:00 PM @STO	16	17	18	19 20 21
22	23	24	25	26	27	4:00 PM @NAS 28
29	30	7:00 PM TEX	31			

January 2020

S	M	T	W	T	F	S
				1	4:30 PM @SFX	2 3 4 5:30 PM @TEX
5	6	7	7:00 PM IWA	8	9	10 11 5:00 PM RGV
5:00 PM AUS	12	13	5:00 PM @OKL	14	5:00 PM @MHU	15 16 17 18
10:00 PM @DEL	19	20	4:00 PM @LIN	21	22	2:00 PM FWN 23 24 25
5:00 PM @SCW	26	27	28	29	30	31

February 2020

S	M	T	W	T	F	S
						1 5:30 PM @RGV
2	3	5:00 PM @OKL	4	5	6	7 8 5:00 PM MHU
9	10	11	7:00 PM SLC	12	13	14 15
16	17	5:00 PM @TEX	18	5:30 PM @AUS	19	20 21 22
2:00 PM @IWA	23	24	7:00 PM SCW	25	26	27 28 29 5:00 PM ACC

March 2020

S	M	T	W	T	F	S
1	6:00 PM @SLC	2	7:00 PM STO	3	4	5 6 7 7:00 PM @STO
8	9	7:00 PM @ACC	10	7:00 PM AUS	11	7:00 PM ACC 12 13 14
15	7:00 PM NAS	16	17	18	19	20 21 5:00 PM OKL
22	7:00 PM SLC	23	7:00 PM TEX	24	25	26 27 28 7:00 PM @SCW
29	30	31				

■ HOME □ AWAY (all times pacific)

FOLLOW @SOUTHBAYLAKERS ON SOCIAL MEDIA!



TABLE OF CONTENTS

LAKERS STAFF

Team Directory	4
President/CEO Joey Buss	5
General Manager Nick Mazzella	5
Head Coach Coby Karl	6
Assistant Coach Brian Walsh	6
Assistant Coach Dane Johnson	7
Assistant Coach Sean Nolen	7
Assistant Coach Ernest Scott	7
Video Coordinator Anthony Beaumont	8
Athletic Trainer Colin Diment	8
Strength & Conditioning Coach Misha Cavaye	8
Director, Basketball Operations/Player Development	
Nick Lagios	9
Director of Scouting Jesse Buss	9

THE PLAYERS

Individual Player Bios	10-36
------------------------	-------

THE G LEAGUE

G League Directory	38
NBA G League Key Dates	39
2018-19 Final Standings	40
2018-19 Team Statistics	41-42
2018-19 Highs / Lows	43
Champions by Year	44
NBA G League Award Winners	44
2019 NBA G League Draft	45
NBA G League Single-Game Bests	46

2018-19 YEAR IN REVIEW

Overall Season Statistics	48
Home / Road Statistics	49
Lakers Transactions	50
Breakdown	51
Game-by-Game	52
Miscellaneous Statistics	53
Highs / Lows	54

LAKERS RECORDS & HISTORY

Season-by-Season Record	56
Coaching Summary	56
Lakers Honor Roll	57-58
Individual Regular Season Records	59-60
Team Regular Season Records	61-64
All-Time Single Game Highs	65
All-Time Triple-Doubles	66
Margin of Victory / Defeat	66
Winning / Losing Streaks	66
All-Time Overtime Records	67
Season-by-Season Leaders	68
Lakers Ranked in Top 10 By Season	69
Lakers Team Statistics	70
Lakers Yearly Rankings / Record by Month	71
All-Time Numerical Roster	72
Lakers All-Time Collegiate Roster	73-74
All-Time Career Leaders	75
Year-by-Year Results, Statistics & Rosters	76-87
All-Time Lakers Draft Choices	88
All-Time Transactions	89-93
All-Time Roster with Statistics	94-112

PLAYOFF RECORDS

Year-by-Year Results	114
Head-to-Head vs. Opponents	114
Career Playoff Leaders	115
All-Time Single-Game Highs	116
All-Time Highs / Lows	117
Individual Playoff Records (Lakers)	118
Opponent All-Time Highs / Lows	119
All-Time Playoff Scores	120

THE OPPONENTS

Agua Caliente	122
Austin	123
Canton	124
Capital City	125
College Park	126
Delaware	127
Erie	128
Fort Wayne	129
Grand Rapids	130
Greensboro	131
Iowa	132
Lakeland	133
Long Island	134
Maine	135
Memphis	136
Northern Arizona	137
Oklahoma City	138
Raptors	139
Rio Grande Valley	140
Salt Lake City	141
Santa Cruz	142
Sioux Falls	143
Stockton	144
Texas	145
Westchester	146
Windy City	147
Wisconsin	148

MEDIA & GENERAL INFORMATION

Media Guidelines / General Information	150
UCLA Health Training Center	151

The 2019-20 South Bay Lakers Media Guide was written and edited by Noah Camarena with assistant from T.C. Greene and Will Patterson. Photography courtesy of NBA Photos, Getty Images and Lakers Marketing. Cover design by Erica Martin. Statistical assistance from Howe Sports Data

The information in this publication was compiled by the South Bay Lakers and is provided as a courtesy to our fans and the press and may be used for personal or editorial purposes. Any commercial use of this information is prohibited without the prior written consent of the South Bay Lakers





LAKERS STAFF

- 4 | Team Directory
- 5 | Joey Buss
- 5 | Nick Mazzella
- 6 | Coby Karl
- 6 | Brian Walsh
- 7 | Dane Johnson
- 7 | Sean Nolen
- 7 | Ernest Scott
- 8 | Anthony Beaumont
- 8 | Colin Diment
- 8 | Misha Cavaye
- 9 | Nick Lagios
- 9 | Jesse Buss

TEAM DIRECTORY

Executive

Owner
President / CEO
President of Business Operations and COO
Chief Legal Officer / General Counsel
Senior Vice President, Finance / CFO
Manager, Business Administration

Buss Family Trusts
Joey Buss
Tim Harris
Dan Grigsby
Joe McCormick
D.J. Dikitanan

Basketball Operations

General Manager
Director, Basketball Operations & Player Development
Head Coach
Assistant Coaches
Head Athletic Trainer
Strength & Conditioning Coach / Massage Therapist /
Equipment Manager
Video Coordinator
Director of Scouting

Nick Mazzella
Nick Lagios
Coby Karl
Brian Walsh, Sean Nolen, Dane Johnson, Ernest Scott
Colin Diment

Misha Cavaye
Anthony Beaumont
Jesse Buss

Media Relations

Coordinator, Media Relations

Noah Camarena

Community Relations & Special Projects

Senior Coordinator, Community Relations

Alison Darnell

Ticketing & New Media

Sales Representative
Director, New Media and Technology
Graphic Designer

Heather Dominguez
Nick Kioski
Erica Martin

Game Operations / Entertainment

Vice President, Facilities & Building Operations
Sr. Manager, Game Entertainment
Game Entertainment Manager
Game Entertainment Coordinator
Public Address Announcer

Lisa Estrada
Matt Shelton
Chris Cunanan
Jared Ponce
Jason Baquero

Administration

Executive Director, Information Technology
Director, Legal and Corporate Administration
Director, Payroll and Personnel

Rick Allen
Terree Sholl
Diane Rogers





JOEY BUSS

The South Bay Lakers enter their 12th year as a franchise in 2017-18, and team President/CEO Joey Buss has led the Lakers minor league affiliate every step of the way. Now in his senior role for more than a decade, Buss is responsible for overseeing the South Bay Lakers business and basketball operations while also serving as Vice President of Research and Development for the Los Angeles Lakers, where he is responsible for exploring new technologies and strategies for business and basketball development.

Behind the leadership of Buss, the South Bay Lakers franchise has established itself as one of the G League's top producers of NBA talent. In fact, the minor league affiliate has helped to develop 22 assignment players for the Los Angeles Lakers, while former South Bay Lakers have earned NBA call-ups on 29 occasions. On the court, South Bay has won three division titles and has advanced to the NBA G League Finals on two occasions, including a 2015-16 run that saw the team finish one win short of a title.

Buss and Nick Mazzella work closely with Earvin "Magic" Johnson, Rob Pelinka and Coach Luke Walton to construct the Lakers Summer League and Training Camp rosters, while managing all G League Call-Ups and assignment player decisions. The Summer League roster they constructed in 2017 went on to win the Las Vegas Summer League Championship.

Prior to assuming his current position with the South Bay Lakers, Buss spent a year preparing for his role as Lakers alternate governor, working closely with both Jeanie Buss and Tim Harris, longtime executives in the business operations department for the team. Not long after becoming an alternate governor, Buss accepted the Larry O'Brien Trophy on behalf of the organization after the Lakers defeated the Orlando Magic in the 2009 NBA Finals.

After graduating from the University of Southern California, Buss served as a coaching associate for the Lakers during the 2006-07 season. Buss got his first glimpse into the business of basketball at the age of 20, when he held a summer internship in the basketball operations department of the nearby Los Angeles Sparks for the 2004 and 2005 seasons.

Away from the court, Buss and his wife Dr. Nicole Buss reside in Rancho Palos Verdes with their sons Benjamin and Oliver. Dr. Nicole Buss earned her doctorate degree in Occupational Therapy at USC and serves on the Board of Directors for Town & Country Nursery School.

GENERAL MANAGER



NICK MAZZELLA

A member of the Lakers organization since 2004, Nick Mazzella enters his seventh season as the General Manager of the South Bay Lakers and his first season as Senior Director of Pro Personnel for Los Angeles. Mazzella works closely with Vice President of Research and Development Joey Buss, researching new strategies and technologies for the organization's basketball operations department, while overseeing the Summer League roster, two-way contracts and L.A. Lakers training camp signings. His South Bay Lakers duties are wide-ranging and include the day-to-day management of the team, serving as point person for all personnel decisions, negotiations, staff hiring's and scouting for the team.

Los Angeles saw immediate success at the Las Vegas Summer League with Mazzella and Buss at the helm. In 2017, the franchise won it's first-ever Summer League Championship, and advanced to the championship game in 2018.

Named General Manager of the South Bay Lakers in 2013, Mazzella continues to build competitive teams year-after-year. In his first season, South Bay won the West Division title, the second-best mark in the G League. In addition to a division crown in his very first season, Mazzella's Lakers were one game away from the franchise's first-ever NBA G League Championship in 2015-16.


Last season a trio of South Bay players, Andre Ingram, Jemerrio Jones and Scott Machado, earned call-ups to Los Angeles, while two-way players Alex Caruso and Johnathan Williams made an impact at the NBA level, earning Caruso a multi-year deal with Los Angeles this offseason. Overall, 15 players have received NBA call-ups under Mazzella's leadership, and South Bay has helped to develop 14 Lakers assignment players on his watch.

Entering his seventh season in basketball operations, Mazzella spent the past two seasons as Director of Research and Development. From 2004-2013, Mazzella served in the Lakers Media Relations department, taking over Media Relations Coordinator in 2006. During that span, Mazzella was part of two NBA championship teams and made three trips to the NBA Finals.

A graduate of the University of California, Santa Barbara, Mazzella received a bachelor's degree in Business Economics with a minor in Sports Management in 2006.

He and his wife Susan have one daughter, Georgiana, and reside in Redondo Beach.

HEAD COACH



COBY KARL

Coby Karl enters his fourth season as head coach of the South Bay Lakers in 2019-20, owning an 83-67 (.553) record for his career.

Among his notable accomplishments, Karl is a former G League Coach of the Month that has developed nine Gatorade Call-Ups. He helped guide the Lakers to their first Pacific Division title in 2016-17 and that season was named head coach of the Western Conference All Star Team, following a G League-record-tying 24-6 record to start the year. In 2017-18, Karl guided the Lakers affiliate to the Western Conference Finals.

A former player for the South Bay organization, Karl appeared in 17 games for the team during the 2007-08 season while on assignment from the Lakers. On February 19, 2008, he became the second player in league history to play in an NBAGL and NBA game in the same day, following former Lakers guard Jordan Farmar.

As a player, Karl saw action with the Lakers, Cleveland Cavaliers and Golden State Warriors of the NBA, while also playing professionally in Spain, Italy and Germany. He stepped into his first coaching role as an assistant with the Westchester Knicks in 2015-16, following the conclusion of his playing career.

A native of Great Falls, Montana, Karl attended Homestead High School in Mequon, Wisconsin, before graduating from Boise State University with a B.A. in Communications, where he earned First Team All-WAC honors for the Broncos during his senior season in 2007. He is the son of NBA veteran coach George Karl.

ASSISTANT COACH




BRIAN WALSH

Brian Walsh enters his fifth season with the South Bay Lakers in 2019-20, bringing an extensive background of coaching with him.

A teacher of the game at virtually every level, Walsh gained a wealth of experience at the international level by working in a coaching capacity in countries such as Venezuela, Belarus, China and Vietnam. Before joining the South Bay Lakers staff, he helped develop younger players at Albuquerque (NM) High School.

Walsh got his start at the professional level with the New Mexico Slam of the International Basketball League, serving as head coach and director of player personnel. He has served as an assistant at the G League level with the Lakers, Dakota Wizards, Colorado 14ers and Rio Grande Valley Vipers. Eventually ending the 2007-08 as the Vipers' head coach, Walsh closed the season with a 4-0 record and continues to hold the G League's highest career win percentage in a head coaching role. Internationally, Walsh took over as head coach of the Al Ahli Professional Sports Club in 2009-10, winning the SBL U19 Championship, while reaching the semi-finals of the Arab Nations Cup. He also served as head coach of Gambusinos De Fresnillo in Mexico (2006) and was an assistant for Guaiquerias in Venezuela (2012-13).




**DANE JOHNSON**

Dane Johnson enters his third season as an assistant coach with the South Bay Lakers in 2019-20.

Prior to joining the Lakers affiliate, Johnson previously served as a coaching assistant with the team in 2016-17. He entered the coaching ranks while working at The Hoop in Salem, Oregon, a competitive basketball training facility that works with young basketball players.

Johnson played a year at Western Oregon University, earning Great Northwest Athletic Conference Freshman of the Year honors, before transferring to Portland State, where he led the Vikings in assists in his final season in 2011-12. His basketball career dates back to his days at St. Francis DeSales (OH) High, where he led his team to two undefeated league championships and was a first-team all-league selection for three years. He went on to play a year in the International Basketball League before transitioning to a coaching and mentorship role.

He is a native of Columbus, Ohio.

**SEAN NOLEN**

Nolen enters his third season as an assistant coach with the South Bay Lakers in 2019-20.

Nolen, a University of Northern Colorado basketball alum, joins Karl's staff after previously serving as a basketball coach at Colorado Academy High School since November 2013. Nolen started as an assistant and was named Head Coach in the Spring of 2017 before joining South Bay. Nolen led the team to a school record of 24 wins in his first season and brought his team to State Championship Games in 2013-14 and 2014-15.

Nolen is also the founder of the Colorado Elite Basketball Academy which he started back in August 2009. The academy is geared toward kids looking to improve their skills while giving them a platform to showcase their talents on the AAU circuit. Nolen served as a coach at the academy and twice led the top teams to National Tournament Championships.

Nolen had an accomplished collegiate career, leaving his alma mater having broken 10 school records upon graduation, including most assists in school history (427), a record that remains today.

**ERNEST SCOTT**


Ernest Scott begins his first season as an assistant coach with the South Bay Lakers.

A four-year veteran of the NBA G League, Scott appeared in 145 career games for the Idaho Stampede, Rio Grande Valley Vipers and Reno Bighorns from 2007-12. He is a two-time NBA G League Champion, having won the title with Idaho in 2008 and Rio Grande Valley in 2010. Scott also brings vast experience with the international game, having spent seven years playing overseas in Germany, Greece, New Zealand, Argentina, Venezuela, Spain and France.

Scott played four years for Valdosta State and was named First Team All-Gulf South Conference in 2004.

He was born in New York City and played high school basketball in Marietta, Georgia where he was a member of Marietta High's state championship basketball team in 1999. He most recently served as a player development coach at The Skill Factory in Georgia.

VIDEO COORDINATOR



ANTHONY BEAUMONT

Anthony Beaumont enters his third season as the video coordinator for the South Bay Lakers in 2019-20.

Beaumont joined the Lakers affiliate after previously serving in the same capacity for the Indiana Fever of the WNBA and the Sioux Falls Skyforce of the NBA G League. He has also held roles as an assistant video coordinator with the WNBA's Chicago Sky and a statistics coordinator for the Chicago Bulls.

A native of Chicago, Beaumont earned his Bachelor's in Sports Management from Loyola University.

ATHLETIC TRAINER



COLIN DIMENT

Colin Diment enters his first season as head athletic trainer for the South Bay Lakers.

In his role, Diment will be in charge of monitoring the health of the team and is responsible for injury prevention and treatment of all players. He most recently worked at USA Track and Field, where he provided services for track and field athletes training at the Olympic Training Center in San Diego. A graduate of Michigan University, Diment holds a B.S. in Athletic Training and a Masters in Exercise Physiology from Mississippi State University.

STRENGTH & CONDITIONING COACH / MASSAGE THERAPIST / EQUIPMENT MANAGER




MISHA CAVAYE

Misha Cavaye enters his fourth season with the South Bay Lakers in the multi-faceted role of strength and conditioning coach, massage therapist and equipment manager.

A native of London, England, Cavaye has an extensive history with the Los Angeles Lakers organization, having served as an assistant equipment manager with the team since 2011. Since 2014, Cavaye has been a performance coach with Velocity Sport Performance and a posture therapist for Myodetox, specializing in in-home pain treatment, rehabilitation and other manual therapies. He is a graduate of Cal State Northridge and Concordia University.



DIRECTOR, BASKETBALL OPERATIONS & PLAYER DEVELOPMENT



NICK LAGIOS

Nick Lagios enters his fifth season with South Bay, and his second in his role as Director of Basketball Operations & Player Development. Lagios had previously served as the team's video coordinator, basketball operations assistant and Basketball Operations Coordinator.

Prior to joining the organization, the University of Colorado graduate, served as a team assistant with the Australian National Basketball Team at the 2016 Rio Olympic Games. He has also previously worked with the Stanford men's basketball team.

DIRECTOR OF SCOUTING

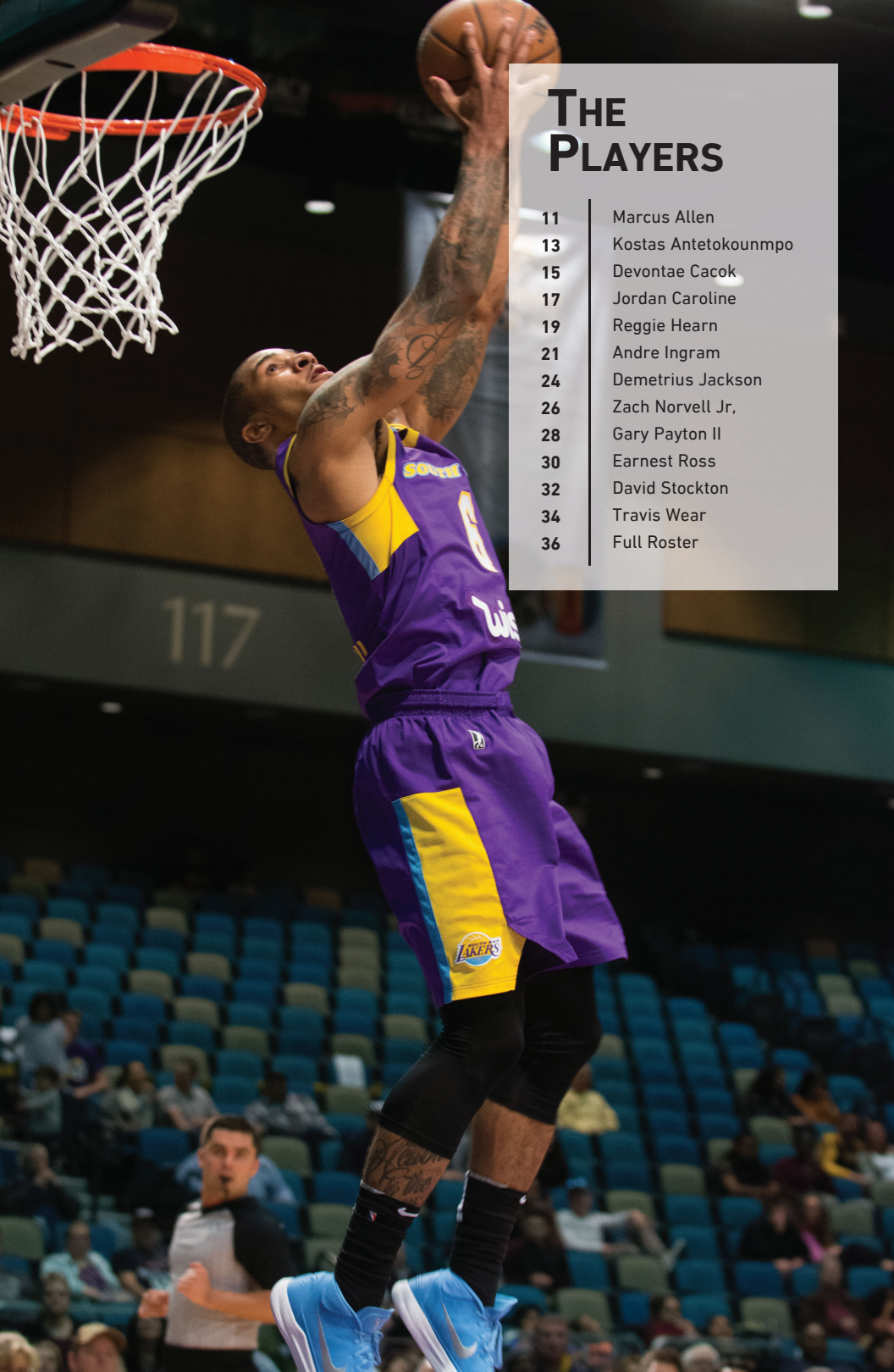


JESSE BUSS

Jesse Buss begins his fifth season in the role of assistant general manager/director of scouting. In his role, Buss oversees all scouting-related matters for both the Lakers and South Bay Lakers, and has an essential role in the drafting of players for both franchises.

At the helm of the teams' scouting efforts, Buss orchestrates the schedules for the scouting staff, and maintains a rigorous scouting schedule himself, ensuring well-informed and thorough decisions can be made on all draft eligible prospects each year.

Prior to his promotion, Buss served as the Lakers' director of scouting from 2012-15. Originally joining the organization in 2006, Jesse spent two seasons as a basketball operations assistant, where he wrote scouting reports in addition to his local scouting duties. He went on to serve as a scout from 2008-11, working domestically and internationally, and then as scouting coordinator for the 2011-12 season, overseeing all scouting operations.



THE PLAYERS

- | | |
|----|----------------------|
| 11 | Marcus Allen |
| 13 | Kostas Antetokounmpo |
| 15 | Devontae Cacok |
| 17 | Jordan Caroline |
| 19 | Reggie Hearn |
| 21 | Andre Ingram |
| 24 | Demetrius Jackson |
| 26 | Zach Norvell Jr. |
| 28 | Gary Payton II |
| 30 | Earnest Ross |
| 32 | David Stockton |
| 34 | Travis Wear |
| 36 | Full Roster |



#14 MARCUS ALLEN

GUARD / HEIGHT: 6-2 / WEIGHT: 192

BORN: 9/14/94

HIGH SCHOOL: CENTENNIAL (LAS VEGAS, NV) / COLLEGE: STANFORD

EXPERIENCE: 1 YEAR PRO

NBA G LEAGUE CAREER STATISTICS

Year	Team	G	GS	MIN	FG	FGA	PCT	3FG	3FGA	PCT	FT	FTA	PCT	OFF	DEF	TOT	A	PF	STL	TO	BLK	PTS	AVG
18-19	SBL	43	23	899	150	313	.479	15	48	.313	52	103	.505	28	78	106	47	91	33	42	9	367	8.5
TOTALS		43	23	899	150	313	.479	15	48	.313	52	103	.505	28	78	106	47	91	33	42	9	367	8.5

CAREER HIGHS

NBA G LEAGUE SINGLE-GAME HIGHS

- Points 23, 2/13/19, South Bay at Texas (twice)
- Minutes 42, 11/23/18, South Bay at Sioux Falls
- Field Goals 10, 2/13/19, South Bay at Texas (twice)
- Field Goal Attempts 16, 2/13/19, South Bay at Texas
- Three-Point Field Goals 3, 2/10/19, South Bay at Oklahoma City
- Three-Point Attempts 4, 2/10/19, South Bay at Oklahoma City
- Free Throws 5, 11/23/18, South Bay at Sioux Falls
- Free Throw Attempts 7, 1/28/19, South Bay vs. Lakeland
- Offensive Rebounds 2, 2/10/19, South Bay at Oklahoma City (six times)
- Defensive Rebounds 7, 2/13/19, South Bay at Texas
- Rebounds 7, 2/13/19, South Bay at Texas (twice)
- Assists 3, 1/28/19, South Bay vs. Lakeland (three times)
- Steals 3, 1/28/19, South Bay vs. Lakeland
- Blocks 2, 3/18/19, South Bay vs. Santa Cruz (twice)

AT A GLANCE

- Appeared in one 2019 preseason game with the Los Angeles Lakers
- Averaged 8.5 points, 2.5 rebounds and 1.1 assists last season with South Bay
- Originally acquired as a tryout player

MARCUS ALLEN

How Acquired: Acquired via local tryout on October 20, 2018

2018-19: (South Bay Lakers): Appeared in 43 games (23 starts), averaging 8.5 points, 2.5 rebounds and 1.1 assists in 20.9 minutes ... Led the team in scoring four times, rebounds once, steals four times, blocks four times and minutes three times ... Scored in double figures in 16 games, including three 20-point games ... Scored a career-high 23 points with seven rebounds on 2/13 at Texas ... Scored a career-high 23 points (10-13 FG) on 2/1 at Iowa ... Scored a then-career-high 18 points on 11/23 at Sioux Falls ... In his career debut, tallied 10 points on 11/5 at Stockton ... DNP-CD seven times ... Acquired by South Bay as a local tryout player on 10/20

CAREER: 2017-18 (Karhu Kauhajoki): Appeared in 24 games, averaging 16.5 points, 3.5 rebounds and 1.8 assists while shooting 53.1 percent from the field and 39.7 percent from three-point range

COLLEGE: Appeared in 126 games (73 starts) over four years at Stanford, averaging 6.7 points, 2.7 rebounds, 1.4 assists and 1.0 steals in 21.6 minutes ... Scored in double figures in 39 games, including two 20-point games ... Tallied two career double-doubles ... 2016-17 (Stanford): Appeared in 29 games (26 starts), averaging 8.7 points, 2.5 rebounds, 2.1 assists and 1.4 steals in 26.3 minutes ... Scored in double figures in 14 games, including a season-high 20 points once ... 2015-16 (Stanford): Appeared in 28 games (24 starts), averaging 11.1 points, 3.9 rebounds, 1.9 assists and 1.4 steals in 30.3 minutes ... Scored in double figures in 18 games ... Tallied one double-double ... Grabbed a career-high five steals on 12/19 vs. Texas ... 2014-15 (Stanford): Appeared in 36 games (23 starts), averaging 6.4 points, 3.5 rebounds and 1.1 assists in 22.8 minutes ... Scored in double figures in six games, including a career-high 22 points on 3/17 vs. UC Davis ... Tallied one double-double ... 2013-14 (Stanford): Appeared in 33 games (zero starts), averaging 1.7 points and 1.1 rebounds in 8.7 minutes ... Scored in double figures once

PERSONAL: Has a twin brother, Malcolm, who he played with at Stanford ... Son of Carl and Trina Allen ... His mother, Trina, was a gymnast at Stanford ... Attended Centennial High School in Las Vegas





#37 KOSTAS ANTETOKOUNMPO

CENTER / HEIGHT: 6-10 / WEIGHT: 200

BORN: 11/20/97 (ATHENS, GREECE)

HIGH SCHOOL: DOMINICAN (WHITEFISH BAY, WI) / COLLEGE: DAYTON

EXPERIENCE: 1 YEAR PRO

CAREER REGULAR SEASON STATISTICS

Year	Team	G	GS	MIN	FG	FGA	PCT	3FG	3FGA	PCT	FT	FTA	PCT	OFF	DEF	TOT	A	PF	DQ	STL	TO	BLK	PTS	AVG
18-19	DAL	2	0	11	0	3	.000	0	0	---	2	4	.500	0	1	1	0	0	0	2	1	0	2	1.0
TOTALS		2	0	11	0	3	.000	0	0	---	2	4	.500	0	1	1	0	0	0	2	1	0	2	1.0

NBA G LEAGUE CAREER STATISTICS

Year	Team	G	GS	MIN	FG	FGA	PCT	3FG	3FGA	PCT	FT	FTA	PCT	OFF	DEF	TOT	A	PF	DQ	STL	TO	BLK	PTS	AVG
18-19	TEX	40	25	1017	145	278	.522	10	41	.244	122	178	.685	76	171	247	31	142	2	41	75	53	422	10.6
TOTALS		40	25	1017	145	278	.522	10	41	.244	122	178	.685	76	171	247	31	142	2	41	75	53	422	10.6

CAREER HIGHS

REGULAR SEASON NBA SINGLE-GAME HIGHS

Points	1, 3/23/19, Dallas at Golden State (twice)
Minutes	6, 3/20/19, Dallas at Portland
Field Goals	N/A
Field Goal Attempts	2, 3/20/19, Dallas at Portland
Three-Point Field Goals	N/A
Three-Point Attempts	N/A
Free Throws	1, 3/23/19, Dallas at Golden State (twice)
Free Throw Attempts	2, 3/23/19, Dallas at Golden State (twice)
Offensive Rebounds	N/A
Defensive Rebounds	1, 3/20/19, Dallas at Portland
Rebounds	1, 3/20/19, Dallas at Portland
Assists	N/A
Steals	2, 3/20/19, Dallas at Portland
Blocks	N/A

NBA G LEAGUE SINGLE-GAME HIGHS

Points	21, 12/10/18, Texas at Memphis
Minutes	38, 12/10/18, Texas at Memphis
Field Goals	6, 3/15/19, Texas vs. Agua Caliente (7 times)
Field Goal Attempts	13, 11/3/18, Texas at Austin
Three-Point Field Goals	3, 3/15/19, Texas vs. Agua Caliente
Three-Point Attempts	4, 3/15/19, Texas vs. Agua Caliente
Free Throws	9, 12/10/18, Texas at Memphis
Free Throw Attempts	13, 12/10/18, Texas at Memphis
Offensive Rebounds	5, 3/12/19, Texas vs. Oklahoma City (twice)
Defensive Rebounds	11, 2/1/19, Texas vs. Sioux Falls (twice)
Rebounds	13, 12/8/18, Texas at Sioux Falls
Assists	3, 2/2/19, Texas vs. South Bay (thrice)
Steals	4, 11/6/18, Texas at Salt Lake City
Blocks	6, 11/24/18, Texas vs. Maine

AT A GLANCE

- Appeared in two games in rookie season with Dallas
- Averaged 10.6 points, 6.2 rebounds and 1.3 blocks in 40 games (25 starts) with the Texas Legends last season
- Claimed by the Lakers off waivers on July 22, 2019

KOSTAS ANTETOKOUNMPO

How Acquired: Claimed by the Lakers off waivers on July 22, 2019

2018-19: (Dallas Mavericks): Appeared in two games, averaging 1.0 point and 1.0 steal in 5.5 minutes ... Made NBA debut on 3/20 at POR and had one point (1-2 FT), one rebound and two steals in six minutes ... DNP-CD eight times ... Missed one game due to left knee soreness (4/7) ... Inactive 71 times ... NBA G League (Texas Legends): Appeared in 40 games (25 starts), averaging 10.6 points, 6.2 rebounds, 1.3 blocks and 1.0 steal in 25.4 minutes ... Totaled four double-doubles ... Scored in double figures 21 times, including one 20-point game ... Tallied double-digit rebounds six times ... Blocked multiple shots in 14 games ... Scored a career-high 21 points with 10 rebounds, one assist, two steals and one block on 12/10 at Memphis ... Had a career-high 13 rebounds with nine points on 12/8 at Sioux Falls ... Blocked a career-high six shots with six points, three rebounds, one assist and two steals on 11/24 vs. Maine ... Scored 13 points with five rebounds in career debut on 11/3 at Austin

COLLEGE: 2017-18 (Dayton): Appeared in 29 games (six starts), averaging 5.2 points, 2.9 rebounds and 1.1 blocks in 15.1 minutes ... Shot 57.4 percent (58-101) from the field ... Ranked 10th in the Atlantic 10 in blocks per game (1.1) ... Scored in double figures in five games ... Tallied two double-doubles ... Blocked multiple shots in 11 games ... Scored a career-high 14 points on 3/3 vs. George Washington ... Had a career-high four blocks with 10 points and 10 rebounds on 11/16 vs. Hofstra ... 2016-17 (Dayton): Redshirted for the Flyers

PERSONAL: Full name is Kostas Ndubuisi Antetokounmpo ... Name is pronounced "COAST-us ah-deh-toh-KOON-boh" ... Born in Athens, Greece ... Son of Nigerian immigrants, Charles and Veronica Antetokounmpo ... His father was a soccer player and his mother was a high jumper ... Has three older brothers, Francis, Giannis and Thanasis, and one younger brother, Alexis ... Francis plays professional soccer, Giannis is an All-Star forward for the Milwaukee Bucks, Thanasis plays for the Bucks and played briefly for the New York Knicks and Alexis plays HS basketball in the U.S ... Attended Dominican High School in Whitefish Bay, Wis., where he was First Team Division 4 All-State and a top-100 recruit as a senior ... Averaged 12.9 points, 7.1 rebounds and 2.4 blocks while helping Dominican to a 27-1 record and its fifth straight state title ... Played for the youth teams of the Greek club Filathlitikos AO while growing up in Greece ... Played his AAU ball for Playground Elite





#12 DEVONTAE CACOK

FORWARD / HEIGHT: 6-7 / WEIGHT: 240

BORN: 10/8/96 (CHICAGO, IL)

HIGH SCHOOL: ALPHARETTA (ALPHARETTA, GA) / COLLEGE: UNC WILMINGTON

EXPERIENCE: ROOKIE

COLLEGIATE CAREER STATISTICS

Year	Team	G	GS	MIN	FG	FGA	PCT	3FG	3FGA	PCT	FT	FTA	PCT	OFF	DEF	TOT	A	PF	STL	TO	BLK	PTS	AVG
15-16	UNCW	29	4	264	43	66	.652	0	0	---	11	27	.407	31	52	83	2	58	11	14	7	97	3.3
16-17	UNCW	35	33	907	184	230	.800	0	0	---	63	107	.589	125	218	343	15	121	37	38	44	431	12.3
17-18	UNCW	32	29	942	221	378	.585	0	0	---	123	201	.612	162	269	431	28	124	33	72	18	565	17.7
18-19	UNCW	33	31	951	203	344	.590	1	1	1.000	93	155	.600	132	273	405	21	115	31	74	22	500	15.2
TOTALS		129	97	3064	651	1018	.639	1	1	1.000	290	490	.592	450	812	1262	66	418	112	198	91	1593	12.3

CAREER HIGHS

COLLEGIATE SINGLE-GAME HIGHS

Points	35, 11/30/17, UNCW at East Carolina
Minutes	43, 1/3/19, UNCW at James Madison
Field Goals	16, 11/30/17, UNCW at East Carolina (twice)
Field Goal Attempts	22, 2/17/18, UNCW vs. College of Charleston
Three-Point Field Goals	1, 2/16/19, UNCW vs. Hofstra
Three-Point Attempts	1, 2/16/19, UNCW vs. Hofstra
Free Throws	10, 1/12/19, UNCW vs. Drexel
Free Throw Attempts.....	13, 1/12/19, UNCW vs. Drexel (twice)
Offensive Rebounds	11, 11/18/18, UNCW vs. Allen (twice)
Defensive Rebounds	16, 1/25/18, UNCW vs. James Madison
Rebounds	26, 11/18/18, UNCW vs. Allen
Assists	3, 1/13/18, UNCW vs. Northeastern (3 times)
Steals	5, 1/24/19, UNCW vs. William & Mary (twice)
Blocks	4, 2/4/17, UNCW vs. Delaware (4 times)

AT A GLANCE

- Appeared in 129 games (97 starts) over four years at UNC Wilmington, averaging 12.3 points and 9.8 rebounds in 23.8 minutes
- Shot an NCAA single-season record 80.0 percent (184-230) from the field as a sophomore during the 2016-17 season
- Signed by the Lakers as a free agent on July 9, 2019

HOW ACQUIRED: Acquired as an affiliate player on October 26, 2019

COLLEGE: Appeared in 129 games (97 starts), averaging 12.3 points and 9.8 rebounds in 23.8 minutes ... Shot 63.9 percent from the field (651-1018) for his career ... Scored in double-figures in 83 games, including 20 games with 20+ points and two 30-point games ... Tallied 59 point-rebound double-doubles ... 2018-19 (UNCW): All-CAA First Team selection ... CAA All-Defensive team selection ... Appeared in 33 games (31 starts), averaging 15.2 points and 12.3 rebounds in 28.8 minutes ... Shot 59.0 percent from the field (203-344) ... Ranked first in the CAA in field goal percentage (.590), first in rebounds (405) and first in rebounds per game (12.3) ... Ranked second in the NCAA in rebounds per game ... Scored in double figures in 28 games, including seven games with 20+ points ... Scored a season-high 27 points with 19 rebounds on 12/29 vs. College of Charleston ... Had double-digit rebounds in 24 games, including nine games with 16+ and a career-high 26 rebounds once ... Tallied 24 double-doubles ... 2017-18 (UNCW): All-CAA First Team selection ... CAA All-Defensive team selection ... Appeared in 32 games (29 starts), averaging 17.7 points, 13.5 rebounds and 1.0 steal in 29.4 minutes ... Shot 58.5 percent from the field (221-378) ... Ranked first in the CAA in field goal percentage (.585), first in rebounds (431) and first in rebounds per game ... Ranked first in the NCAA in rebounds per game ... Scored in double figures in 30 games, including 10 games with 20+ and one 30-point game ... Scored a career-high 35 points with 12 rebounds on 11/30 at East Carolina ... Had double-digit rebounds in 23 games, including 15 games with 15+ and three games with 20+ ... Tallied 22 double-doubles ... 2016-17 (UNCW): CAA Defensive Player of the Year ... All-CAA Third Team selection ... CAA All-Defensive team selection ... Appeared in 35 games (33 starts), averaging 12.3 points, 9.8 rebounds, 1.1 steals and 1.3 blocks in 25.9 minutes ... Shot an NCAA single-season record 80.0 percent from the field (184-230) ... Ranked first in the CAA in field goal percentage (.800), first in rebounds (343) and second in rebounds per game (9.8) ... Scored in double figures in 22 games, including three games with 20+ points and one 30-point game ... Scored a season-high 34 points with 19 rebounds on 12/3 vs. Pfeiffer ... Had double-digit rebounds in 16 games, including six games with 15+ and one 20-rebound game ... Tallied 13 double-doubles ... 2015-16 (UNCW): Appeared in 29 games (four starts), averaging 3.3 points and 2.9 rebounds in 9.1 minutes ... Scored in double figures in three games ... Scored a season-high 13 points with seven rebounds on 11/28 at ETSU

PERSONAL: Son of Harry and Rose-Lewis Cacok ... Averaged 22 points and 12 rebounds as a senior at Alpharetta High School ... Was named the team MVP and led the team to the 2013-14 regional title





#17 JORDAN CAROLINE

FORWARD / HEIGHT: 6-7 / WEIGHT: 235

BORN: 1/15/96 (CHAMPAIGN, IL)

HIGH SCHOOL: MONTVERDE ACADEMY (MONTVERDE, FL) / COLLEGE: NEVADA

EXPERIENCE: ROOKIE

COLLEGIATE CAREER STATISTICS

Year	Team	G	GS	MIN	FG	FGA	PCT	3FG	3FGA	PCT	FT	FTA	PCT	OFF	DEF	TOT	A	PF	STL	TO	BLK	PTS	AVG
14-15	S. Illinois	33	32	844	100	223	.448	2	3	.667	101	153	.660	79	127	206	29	68	23	53	8	303	9.2
16-17	Nevada	35	34	1230	174	376	.463	28	83	.337	148	251	.590	122	199	321	68	83	39	62	11	524	15.0
17-18	Nevada	37	36	1290	221	466	.474	36	111	.324	178	251	.709	98	221	319	82	87	26	71	6	656	17.7
18-19	Nevada	33	33	1171	193	427	.452	46	125	.368	130	207	.628	83	235	318	63	72	21	82	10	562	17.0
TOTALS		138	135	4535	688	1492	.461	112	322	.348	557	862	.646	382	782	1164	242	310	109	268	35	2045	14.8

CAREER HIGHS

COLLEGIATE SINGLE-GAME HIGHS	
Points	45, 1/7/17, Nevada at New Mexico
Minutes	43, 3/16/18, Nevada vs. Texas (3 times)
Field Goals	17, 1/7/17, Nevada at New Mexico
Field Goal Attempts	29, 1/7/17, Nevada at New Mexico
Three-Point Field Goals	6, 2/6/19, Nevada at Colorado State
Three-Point Attempts	9, 2/23/19, Nevada vs. Fresno State
Free Throws	14, 11/13/17, Nevada vs. Rhode Island
Free Throw Attempts	17, 11/22/18, Nevada vs. Tulsa (twice)
Offensive Rebounds	9, 2/14/15, Southern Illinois vs. Evansville (twice)
Defensive Rebounds	12, 2/9/19, Nevada vs. New Mexico (6 times)
Rebounds	16, 1/12/19, Nevada at Fresno State (3 times)
Assists	7, 1/2/19, Nevada vs. Utah State
Steals	5, 2/12/17, Nevada at San Diego State
Blocks	2, 1/15/19, Nevada at Boise State (thrice)

AT A GLANCE

- Appeared in 138 games (135 starts) over four years at Southern Illinois and Nevada, averaging 14.8 points, 8.4 rebounds and 1.8 assists
- Left Nevada as the Mountain West's all-time leader in career rebounds (958)
- Signed by the Lakers as a free agent on July 20, 2019

JORDAN CAROLINE

HOW ACQUIRED: Acquired as an affiliate player on October 26, 2019

COLLEGE: Appeared in 138 games (135 starts), averaging 14.8 points, 8.4 rebounds and 1.8 assists in 32.9 minutes ... Left Nevada as the Mountain West's all-time leader in career rebounds (958) ... Scored in double figures in 105 games, including 34 games with 20+, three 30+ games and two 40+ contests ... Tallied 48 double-doubles ... 2018-19 (Nevada): All-Mountain West First Team selection ... MWC All-Defensive Team selection ... Appeared in 33 games (all starts), averaging 17.0 points, 9.6 rebounds and 1.9 assists in 35.5 minutes ... Ranked second in the MWC in total rebounds (318), third in defensive rebounds (235), fourth in offensive rebounds (83), fifth in points (562), fifth in free throws (130) and seventh in field goal percentage (.452) ... Scored in double figures in 29 games, including eight games with 20+ and one 40-point game ... Scored a season-high 40 points with 12 rebounds and three assists on 2/6 at Colorado State ... Had double-digit rebounds in 19 games ... Tallied 18 double-doubles ... 2017-18 (Nevada): All-Mountain West First Team selection ... Appeared in 37 games (36 starts), averaging 17.7 points, 8.6 rebounds and 2.2 assists in 34.9 minutes ... Ranked second in the MWC in free throws (178), third in offensive rebounds (98), third in defensive rebounds (221), fourth in rebounds (319), fourth in rebounds per game (8.6) and sixth in points per game (17.7) ... Scored in double figures in 33 games, including 17 games with 20+ points ... Scored a season-high 29 points with nine rebounds on 1/24 at Wyoming ... Had double-digit rebounds in 14 games ... Tallied 13 double-doubles ... 2016-17 (Nevada): All-Mountain West Second Team selection ... Mountain West Championship Most Valuable Player ... Appeared in 35 games (34 starts), averaging 15.0 points, 9.2 rebounds, 1.9 assists and 1.1 steals in 35.1 minutes ... Ranked first in the MWC in offensive rebounds (122), second in total rebounds (321), second in rebounds per game (9.2), third in free throws (148) and ninth in points per game (15.0) ... Scored in double figures in 27 games, including nine games with 20+, two games with 30+ and one 40-point game ... Scored a career-high 45 points with 13 rebounds on 1/7 at New Mexico ... Had double-digit rebounds in 16 games ... Tallied 14 double-doubles ... 2014-15 (Southern Illinois): Missouri Valley Conference All-Freshman Team selection ... Appeared in 33 games (32 starts), averaging 9.2 points and 6.2 rebounds in 25.6 minutes ... Ranked third in the MVC in offensive rebounds (79), fourth in defensive rebounds (127), fourth in total rebounds (206), fourth in rebounds per game (6.2) and seventh in free throws (101) ... Scored in double figures in 16 games ... Scored a season-high 16 points with 13 rebounds on 12/22 vs. Murray State ... Had double-digit rebounds in six games ... Tallied three double-doubles

PERSONAL: Son of Jayna Caroline ... Attended Montverde Academy and won back-to-back national titles in 2013 and 2014 ... As a senior, led his team to a 28-0 record ... Grandfather, J.C. Caroline, played for the Chicago Bears and is in the College Football Hall of Fame ... Father, Simeon Rice, played 12 seasons in the NFL for Arizona, Tampa Bay, Denver and Indianapolis ... Sports heroes are Kobe Bryant and LeBron James ... Has a son named J.C.





#38 REGGIE HEARN

FORWARD / HEIGHT: 6-5 / WEIGHT: 210

BORN: 8/14/91 (FORT WAYNE, IN)

HIGH SCHOOL: SNIDER (FORT WAYNE, IN) / COLLEGE: NORTHWESTERN

EXPERIENCE: 6 YEARS PRO

NBA G LEAGUE CAREER STATISTICS

Year	Team	G	GS	MIN	FG	FGA	PCT	3FG	3FGA	PCT	FT	FTA	PCT	OFF	DEF	TOT	A	PF	STL	TO	BLK	PTS	AVG
13-14	IDA	41	36	1136	124	325	.382	47	161	.292	59	85	.694	33	148	181	39	115	36	59	12	354	8.6
14-15	IDA/RNO	30	4	541	62	161	.385	32	92	.348	37	41	.902	15	65	80	23	85	16	27	6	193	6.4
15-16	RNO	48	22	1240	185	401	.461	123	278	.442	61	78	.782	23	181	204	64	167	31	60	23	554	11.5
16-17	RNO	42	38	1321	196	433	.453	134	303	.442	40	56	.714	19	201	220	43	143	29	48	8	566	13.5
17-18	RNO/GRD	26	21	847	138	328	.421	60	163	.368	48	57	.842	17	109	126	42	54	19	31	4	384	14.8
18-19	STO	40	29	1131	144	334	.431	97	240	.404	69	79	.873	24	154	178	59	112	13	60	9	454	11.4
TOTALS		227	150	6216	849	1982	.428	493	1237	.399	314	396	.793	131	858	989	270	676	144	285	62	2505	11.0

NBA CAREER STATISTICS

Year	Team	G	GS	MIN	FG	FGA	PCT	3FG	3FGA	PCT	FT	FTA	PCT	OFF	DEF	TOT	A	PF	DQ	STL	TO	BLK	PTS	AVG
17-18	DET	3	0	7	1	2	.500	1	2	.500	0	0	---	0	0	0	0	0	0	0	0	0	3	1.0
TOTALS		3	0	7	1	2	.500	1	2	.500	0	0	---	0	0	0	0	0	0	0	0	0	3	1.0

CAREER HIGHS

REGULAR SEASON NBA SINGLE-GAME HIGHS

Points	3, 2/5/18, Detroit vs. Portland
Minutes	3, 4/11/18, Detroit at Chicago
Field Goals	1, 2/5/18, Detroit vs. Portland
Field Goal Attempts	1, 4/11/18, Detroit at Chicago (twice)
Three-Point Field Goals	1, 2/5/18, Detroit vs. Portland
Three-Point Attempts	1, 4/11/18, Detroit at Chicago (twice)
Free Throws	N/A
Free Throw Attempts	N/A
Offensive Rebounds	N/A
Defensive Rebounds	N/A
Rebounds	N/A
Assists	N/A
Steals	N/A
Blocks	N/A

NBA G LEAGUE SINGLE-GAME HIGHS

Points	30, 3/15/17, Reno at Sioux Falls (3 times)
Minutes	49, 12/27/13, Idaho vs. Texas
Field Goals	11, 1/29/17, Reno vs. Salt Lake City
Field Goal Attempts	20, 12/20/17, Reno vs. Sioux Falls (twice)
Three-Point Field Goals	8, 11/15/15, Reno at Bakersfield
Three-Point Attempts	15, 3/8/19, Stockton at RGV (twice)
Free Throws	13, 4/3/15, Reno at Santa Cruz
Free Throw Attempts	14, 4/3/15, Reno at Santa Cruz
Offensive Rebounds	3, 2/11/19, Stockton at Iowa (six times)
Defensive Rebounds	11, 2/26/16, Reno at Santa Cruz
Rebounds	12, 4/2/14, Idaho at Iowa
Assists	9, 2/9/19, Stockton at Sioux Falls
Steals	4, 3/1/17, Reno vs. Windy City
Blocks	2, 12/30/16, Reno at Texas (seven times)

AT A GLANCE

- Named 2018 USA Basketball Male Athlete of the Year
- Owns career NBA G League averages of 11.0 points, 4.4 rebounds and 1.2 steals in 227 career games
- Was a two-way player for the Detroit Pistons during the 2017-18 season

REGGIE HEARN

HOW ACQUIRED: : Acquired along with the returning player rights to David Stockton from the Stockton Kings in exchange for two first round picks and the returning player rights to Derrick Griffin Jr. on September 3, 2019

2018-19: (Stockton Kings): Appeared in 40 games (29 starts), averaging 11.4 points, 4.5 rebounds and 1.5 assists in 28.3 minutes ... Shot 40.4 percent (97-240) from three-point range ... Scored in double figures in 28 games, including three games with 20+ ... Made multiple three-pointers in 30 games ... Scored a season-high 22 points with eight rebounds, one assist and one steal on 1/16 at Salt Lake City ... (Playoffs): Appeared in one game, totaling five points, three assists and one steal in 17.8 minutes

CAREER: Appeared in 227 games (150 starts) for the Stampede, Drive and Kings, averaging 11.0 points, 4.4 rebounds and 1.2 assists in 27.4 minutes ... Scored in double figures in 133 games, including 20 games with 20+ and three 30-point games ... Made multiple three-pointers in 137 games ... Tallied seven double-doubles ... NBA: Appeared in three games (zero starts) for the Pistons, averaging 1.0 point in 2.3 minutes

2017-18: (Reno Bighorns/Grand Rapids Drive): Appeared in 26 games (21 starts), averaging 14.8 points, 4.8 rebounds and 1.6 assists in 32.6 minutes ... Scored in double figures in 22 games, including four games with 20+ points ... Made multiple three-pointers in 17 games ... Scored a season-high-tying 23 points with two assists and three steals on 12/22 vs. Santa Cruz ... Finished with a season-high 23 points, one rebound and one steal on 12/18 at Agua Caliente ... (Playoffs): Appeared in one game, totaling seven points, one rebound and one assist in 36 minutes ... (Detroit Pistons): Appeared in three games (zero starts), averaging 1.0 point in 2.3 minutes

2016-17: (Reno Bighorns): Appeared in 42 games (38 starts), averaging 13.5 points, 5.2 rebounds and 1.0 assist in 31.4 minutes ... Shot 44.2 percent (134-303) from three-point range ... Scored in double figures in 31 games, including six games with 20+ and two 30-point games ... Made multiple three-pointers in 34 games ... Tallied three double-doubles ... Scored a career-high-tying 30 points with eight rebounds and one steal on 3/15 at Sioux Falls ... Tallied a career-high-tying 30 points, 10 rebounds and two assists on 1/29 vs. Salt Lake City

2015-16: (Reno Bighorns): Appeared in 48 games (22 starts), averaging 11.5 points, 4.3 rebounds and 1.3 assists in 25.8 minutes ... Shot 44.2 percent (123-278) from three-point range ... Scored in double figures in 28 games, including four games with 20+ and one 30-point game ... Made multiple three-pointers in 33 games ... Tallied one double-double ... Scored a career-high 30 points with five rebounds and three assists on 11/15 at Bakersfield ... (Playoffs): Appeared in three games (zero starts), averaging 10.0 points, 6.7 rebounds and 1.0 assist in 33.1 minutes

2014-15: (Idaho Stampede/Reno Bighorns): Appeared in 30 games (four starts), averaging 6.4 points and 2.7 rebounds in 18.0 minutes ... Scored in double figures in seven games, including one 20-point game ... Made multiple three-pointers in 11 games ... Tallied one double-double ... Recorded a season-high 23 points, seven rebounds and one steal on 4/3 at Santa Cruz

2013-14: (Idaho Stampede): Appeared in 41 games (36 starts), averaging 8.6 points, 4.4 rebounds and 1.0 assist in 27.7 minutes ... Scored in double figures in 17 games, including two 20-point games ... Made multiple three-pointers in 12 games ... Tallied two double-doubles ... Recorded 15 points, a career-high 12 rebounds and two steals on 4/2 at Iowa ... Scored a season-high 25 points with eight rebounds, one assist and one steal on 1/11 vs. Los Angeles

COLLEGE: Appeared in 95 games (63 starts), averaging 7.1 points, 2.8 rebounds and 1.0 assist in 20.2 minutes ... (2012-13): Appeared in 30 games (all starts), averaging 13.4 points, 4.6 rebounds, 1.5 assists and 1.2 steals in 33.0 minutes ... Scored in double figures in 23 games, including four games with 20+ ... Tallied two double-doubles ... Scored a career-high 26 points with five rebounds on 2/2 vs. Purdue ... (2011-12): Appeared in 33 games (all starts), averaging 7.4 points, 3.7 rebounds and 1.3 assists in 26.1 minutes ... Scored in double figures in eight games, including one 20-point game ... Tallied one double-double ... (2010-11): Appeared in 19 games (zero starts), averaging 1.0 points in 2.5 minutes ... Scored in double figures once ... (2009-10): Appeared in 13 games (zero starts), averaging 0.4 points in 1.9 minutes

PERSONAL: Born Reggie Christian Hearn ... Son of Lisa Hearn and Crane Hearn ... Father played basketball at Carthage College ... Attended same high school as former NFL players Rod Woodson and Vaughn Dunbar ... Majored in psychology





#20 ANDRE INGRAM

GUARD / HEIGHT: 6-3 / WEIGHT: 184

BORN: 11/19/85 (RICHMOND, VA)

HIGH SCHOOL: HIGHLAND SPRINGS (HIGHLAND SPRINGS, VA) / COLLEGE: AMERICAN

EXPERIENCE: 11 YEARS PRO

NBA G LEAGUE CAREER STATISTICS

Year	Team	G	GS	MIN	FG	FGA	PCT	3FG	3FGA	PCT	FT	FTA	PCT	OFF	DEF	TOT	A	PF	STL	TO	BLK	PTS	AVG
07-08	UTA	50	2	746	117	237	.494	47	105	.448	23	29	.793	23	63	86	53	57	23	33	2	304	6.1
08-09	UTA	49	20	1349	164	363	.452	87	185	.470	94	108	.870	41	129	170	79	73	45	65	7	509	10.4
09-10	UTA	49	49	1668	219	480	.456	93	231	.403	102	120	.850	42	147	189	104	94	73	64	6	633	12.9
10-11	UTA	50	29	1457	210	465	.452	101	222	.455	131	150	.873	25	138	163	100	109	43	60	1	652	13.0
11-12	LAD	6	0	168	23	51	.451	18	33	.545	9	11	.818	0	21	21	15	13	3	7	0	73	12.2
13-14	LAD	45	11	1033	140	309	.453	72	161	.447	59	75	.787	39	103	142	77	70	49	36	5	411	9.1
14-15	LAD	28	10	715	86	192	.448	52	117	.444	33	38	.868	16	93	109	32	63	38	16	6	257	9.2
15-16	LAD	50	17	1319	166	339	.490	113	228	.496	74	86	.860	17	123	140	72	99	53	28	8	519	10.4
16-17	LAD	10	4	293	37	70	.529	27	49	.551	15	19	.789	6	31	37	15	18	11	4	4	116	11.6
17-18	SBL	47	7	1073	141	304	.464	103	217	.475	42	51	.824	18	101	119	49	68	30	30	4	427	9.1
18-19	SBL	37	15	903	114	287	.397	59	165	.358	40	48	.833	17	87	104	35	51	25	21	4	327	8.8
TOTALS		421	164	10725	1417	3097	.458	772	1713	.451	622	735	.846	244	1036	1280	631	715	393	364	51	4228	10.0

NBA CAREER STATISTICS

Year	Team	G	GS	MIN	FG	FGA	PCT	3FG	3FGA	PCT	FT	FTA	PCT	OFF	DEF	TOT	A	PF	DQ	STL	TO	BLK	PTS	AVG
17-18	LAL	2	0	64	8	17	.471	5	9	.556	3	3	1.000	1	5	6	7	3	0	3	3	3	24	12.0
18-19	LAL	4	0	15	0	6	.000	0	3	.000	0	0	---	1	1	2	0	0	0	1	1	0	0	0.0
TOTALS		6	0	79	8	23	.348	5	12	.417	3	3	1.000	2	6	8	7	3	0	4	4	3	24	4.0

CAREER HIGHS

REGULAR SEASON NBA SINGLE-GAME HIGHS

Points	19, 4/10/18, Los Angeles vs. Houston
Minutes	35, 4/11/18, Los Angeles at LA Clippers
Field Goals	6, 4/10/18, Los Angeles vs. Houston
Field Goal Attempts	9, 4/11/18, Los Angeles at LA Clippers
Three-Point Field Goals	4, 4/10/18, Los Angeles vs. Houston
Three-Point Attempts	5, 4/10/18, Los Angeles vs. Houston
Free Throws	3, 4/10/18, Los Angeles vs. Houston
Free Throw Attempts	3, 4/10/18, Los Angeles vs. Houston
Offensive Rebounds	1, 3/14/19, Los Angeles at Toronto (twice)
Defensive Rebounds	3, 4/10/18, Los Angeles vs. Houston
Rebounds	3, 4/11/18, Los Angeles at LA Clippers (twice)
Assists	6, 4/11/18, Los Angeles at LA Clippers
Steals	2, 4/11/18, Los Angeles at LA Clippers
Blocks	3, 4/10/18, Los Angeles vs. Houston

NBA G LEAGUE SINGLE-GAME HIGHS

Points	33, 1/21/08, Utah vs. Anaheim
Minutes	46, 3/11/15, LA at Bakersfield (twice)
Field Goals	13, 1/21/08, Utah vs. Anaheim
Field Goal Attempts	23, 3/11/18, South Bay at N. Arizona
Three-Point Field Goals	7, 1/28/18, South Bay vs. OKC (three times)
Three-Point Attempts	13, 3/11/18, South Bay at NAS (twice)
Free Throws	10, 11/27/10, Utah at New Mexico
Free Throw Attempts	12, 11/27/10, Utah at New Mexico
Offensive Rebounds	4, 2/5/14, LA vs. Bakersfield (five times)
Defensive Rebounds	9, 3/7/19, South Bay vs. ACC (three times)
Rebounds	9, 3/7/19, South Bay vs. ACC (seven times)
Assists	7, 12/20/15, Los Angeles vs. RGV (twice)
Steals	5, 12/26/15, LA at Texas (three times)
Blocks	2, 2/24/18, South Bay vs. SXF (four times)

AT A GLANCE

- All-time leader in games played (421) and three-pointers made (772)
- Received two career NBA Call-Ups by the Los Angeles Lakers
- In NBA debut, recorded 19 points (6-8 FG, 4-5 3FG), three rebounds and three blocks on 4/10/18 vs. Houston

How Acquired: Originally joined the Lakers in 2011-12 from the available player pool

2018-19: Appeared in 37 games (15 starts), averaging 8.8 points and 2.8 rebounds in 24.4 minutes ... Scored in double figures in 14 games, including two games with 20+ ... Made multiple three-pointers in 13 games ... Scored a season-best 27 points with three rebounds, one assist and two steals on 1/28 vs. Lakeland ... **(Los Angeles Lakers):** Appeared in four games, averaging 3.7 minutes

CAREER: Appeared in 421 games (164 starts) for South Bay and Utah, owning career averages of 10.0 points, 3.0 rebounds and 1.5 assists in 25.5 minutes ... Shot 45.8 percent from the field and 45.1 percent from three-point range ... Ranks first all-time in games played (421) and three-pointers made (772) ... Scored in double figures in 219 games, including 38 games with 20+ and one 30-point game ... Made multiple three-pointers in 218 career games ... **Playoffs:** Appeared in 34 games (15 starts) for South Bay and Utah, averaging 8.9 points, 2.7 rebounds and 1.2 assists in 27.2 minutes ... Scored in double figures in 15 games, including three games with 20+ ... **NBA:** Appeared in six games for Los Angeles, averaging 4.0 points, 1.3 rebounds and 1.2 assists in 13.2 minutes

2017-18: Appeared in 47 games (seven starts), averaging 9.1 points, 2.5 rebounds and 1.0 assist in 22.8 minutes ... Shot 46.4 percent (141-304) from the field and 47.5 percent (103-217) from three-point range ... Scored in double figures in 21 games, including five games with 20+ ... Made multiple three-pointers in 28 games ... Scored a season-high 28 points with three rebounds, six assists and one steal on 3/11 at Northern Arizona ... **Playoffs:** Appeared in three games, averaging 12.3 points, 1.3 rebounds and 1.0 assist in 32.9 minutes ... Finished with 24 points (6-10 3FG), two rebounds and one assist on 3/31 at Oklahoma City ... **(Los Angeles Lakers):** Appeared in two games, averaging 12.0 points, 3.0 rebounds, 3.5 assists, 1.5 steals and 1.5 blocks in 32.0 minutes ... Shot 47.1 percent (8-17) from the field and 55.6 percent (5-9) from three-point range ... In NBA debut, recorded 19 points (6-8 FG, 4-5 3FG), three rebounds and three blocks on 4/10 vs. Houston ... His point total was the fourth-highest in a debut in Lakers history and the most points ever scored by a player 30 years or older in his first career game ... His four 3FG were the most ever by a Lakers rookie in a debut game ... Became the 14th oldest rookie in NBA history (32 years, 151 days)

2016-17: Appeared in 10 games (four starts), averaging 11.6 points, 3.7 rebounds, 1.5 assists and 1.1 steals in 29.3 minutes ... Shot 52.9 percent (37-70) from the field and 55.1 percent (27-49) from three-point range ... Scored in double figures in five games, including one 20-point outing ... Made multiple three-pointers in eight games ... Recorded 28 points (7-11 3FG), three rebounds and five assists on 3/18 at Sioux Falls ... **Playoffs:** Appeared in three games, averaging 7.0 points, 2.0 rebounds and 1.3 assists in 16.2 minutes ... Scored in double figures twice

2015-16: Appeared in 50 games (17 starts), averaging 10.4 points, 2.8 rebounds, 1.4 assists and 1.1 steals in 26.4 minutes ... Shot 49.0 percent from the field (166-339) and 49.6 percent (113-228) from three-point range ... Scored in double figures in 28 games, including seven games with 20+ ... Made multiple three-pointers in 26 games ... Finished with 27 points, four rebounds, one assist and two steals on 4/2 at Rio Grande Valley ... **Playoffs:** Appeared in nine games (all starts), averaging 9.7 points, 4.2 rebounds, 1.2 assists and 1.1 steals in 37.9 minutes ... Scored in double figures three times, including one 20-point game

2014-15: Appeared in 28 games (10 starts), averaging 9.2 points, 3.9 rebounds, 1.1 assists and 1.4 steals in 25.6 minutes ... Shot 44.8 percent from the field (86-192) and 44.4 percent (52-117) from three-point range ... Scored in double figures in 16 games ... Made multiple three-pointers in 20 games

2013-14: Appeared in 45 games (11 starts), averaging 9.1 points, 3.2 rebounds, 1.7 assists and 1.1 steals in 23.0 minutes ... Shot 45.3 percent (140-309) from the field and 44.7 percent (72-161) from three-point range ... Scored in double figures in 22 games, including one 20-point contest ... Made multiple three-pointers in 20 games ... **Playoffs:** Appeared in two games, averaging 10.0 points, 3.0 rebounds and 1.5 assists in 27.3 minutes ... Scored in double figures once

2011-12: Appeared in six games, averaging 12.2 points, 3.5 rebounds and 2.5 assists in 28.0 minutes ... Scored in double figures in four games ... Made multiple three-pointers in five games ... **Playoffs:** Appeared in seven games, averaging 5.3 points and 1.1 rebounds in 17.4 minutes ... Scored in double figures once

2010-11: Appeared in 50 games (29 games), averaging 13.0 points, 3.3 rebounds and 2.0 assists in 29.1 minutes ... Shot 45.2 percent (210-465) from the field and 45.5 percent (101-222) from three-point range ... Scored in double figures in 35 games, including eight games with 20+ ... Made multiple three-pointers in 30 games ... Tallied 29 points, four rebounds and three assists on 11/27 at New Mexico ... **Playoffs:** Appeared in three games (all starts), averaging 16.0 points, 3.7 rebounds and 1.7 assists in 28.9 minutes ... Scored in double figures three times, including one 20-point contest ... Finished with 22 points and four rebounds on 4/6 vs. Iowa



2009-10: Appeared in 49 games (all starts), averaging 12.9 points, 3.9 rebounds, 2.1 assists and 1.5 steals in 34.0 minutes ... Shot 45.6 percent (219-480) from the field and 40.3 percent (93-231) from three-point range ... Scored in double figures in 36 games, including seven games with 20+ ... Made multiple three-pointers in 29 games ... Playoffs: Appeared in three games (all starts), averaging 8.7 points, 3.7 rebounds, 2.7 assists and 2.3 steals in 31.1 minutes ... Scored in double figures twice

2008-09: Appeared in 49 games (20 starts), averaging 10.4 points, 3.5 rebounds and 1.6 assists in 27.5 minutes ... Shot 45.2 percent (164-363) from the field and 47.0 percent (87-185) from three-point range ... Scored in double figures in 23 games, including five games with 20+ ... Made multiple three-pointers in 26 games ... Playoffs: Appeared in four games, averaging 6.3 points and 1.8 rebounds in 20.1 minutes ... Scored in double figures once

2007-08: Appeared in 50 games (two starts), averaging 6.1 points, 1.7 rebounds and 1.1 assists in 14.9 minutes ... Shot 49.4 percent (117-237) from the field and 44.8 percent (47-105) from three-point range ... Scored in double figures in 15 games, including two games with 20+ and one 30-point game ... Made multiple three-pointers in 13 games ... Scored a career-high 33 points with three rebounds, four assists and one steal on 1/21 vs. Anaheim

COLLEGE: Appeared in 118 games (117 starts) over four years at American, averaging 14.0 points, 4.5 rebounds, 1.7 assists and 1.0 steal in 33.2 minutes ... 2006-07: Appeared in 30 games (all starts), averaging 15.2 points, 4.8 rebounds, 1.8 assists and 1.2 steals in 34.5 minutes ... Shot 42.0 percent (150-357) from the field and 42.4 percent (78-184) from three-point range ... 2005-06: Appeared in 29 games (all starts), averaging 12.0 points, 4.7 rebounds, 1.8 assists and 1.0 steal in 32.4 minutes ... 2004-05: Appeared in 28 games (27 starts), averaging 15.3 points, 4.3 rebounds, 2.1 assists and 1.1 steals in 34.9 minutes ... 2003-04: Appeared in 31 games (all starts), averaging 13.6 points, 4.0 rebounds and 1.1 assists in 31.0 minutes ... Shot 39.6 percent (78-197) from three-point range

PERSONAL: Son of Lucious and Eva Ingram ... He and his wife Marilee have two daughters, Maliyah and Navi, and one son, Andre ... Graduated from American with a degree in physics ... His favorite sports team is the Minnesota Vikings ... Favorite TV show is Entourage



#0 DEMETRIUS JACKSON

GUARD / HEIGHT: 6-1 / WEIGHT: 200

BORN: 9/7/94 (SOUTH BEND, IN)

HIGH SCHOOL: MARIAN (MISHAWAKA, IN) / COLLEGE: NOTRE DAME

EXPERIENCE: 3 YEARS PRO

NBA G LEAGUE CAREER STATISTICS

Year	Team	G	GS	MIN	FG	FGA	PCT	3FG	3FGA	PCT	FT	FTA	PCT	OFF	DEF	TOT	A	PF	STL	TO	BLK	PTS	AVG
16-17	MNE	32	23	1070	176	419	.420	38	138	.275	85	107	.794	42	121	163	191	94	41	82	14	475	14.8
17-18	DEL/RGV	26	15	749	138	297	.465	36	102	.353	71	88	.807	22	73	95	117	57	32	56	9	383	14.7
18-19	DEL	8	8	280	56	125	.448	15	49	.306	28	32	.875	11	25	36	59	32	9	31	2	155	19.4
TOTALS		66	46	2100	370	841	.440	89	289	.308	184	227	.811	75	219	294	367	183	82	169	25	1013	15.3

NBA CAREER STATISTICS

Year	Team	G	GS	MIN	FG	FGA	PCT	3FG	3FGA	PCT	FT	FTA	PCT	OFF	DEF	TOT	A	PF	DQ	STL	TO	BLK	PTS	AVG
16-17	BOS	5	0	17	3	4	.750	1	1	1.000	3	6	.500	2	2	4	3	0	0	0	0	0	10	2.0
17-18	HOU/PHI	15	0	80	7	18	.389	1	7	.143	1	2	.500	5	7	12	9	7	0	5	10	1	16	1.1
18-19	PHI	6	0	39	8	15	.533	2	6	.333	4	4	1.000	2	1	3	5	4	0	2	1	0	22	3.7
TOTALS		26	0	136	18	37	.486	4	14	.286	8	12	.667	9	10	19	17	11	0	7	11	1	48	1.8

CAREER HIGHS

REGULAR SEASON NBA SINGLE-GAME HIGHS

Points	10, 12/30/18, Philadelphia at Portland
Minutes	17, 10/21/17, Houston vs. Dallas
Field Goals	3, 1/2/19, Philadelphia at Phoenix (twice)
Field Goal Attempts	8, 12/30/18, Philadelphia at Portland
Three-Point Field Goals	2, 1/2/19, Philadelphia at Phoenix
Three-Point Attempts	3, 12/30/18, Philadelphia at Portland (twice)
Free Throws	4, 12/30/18, Philadelphia at Portland
Free Throw Attempts	4, 12/30/18, Philadelphia at Portland (twice)
Offensive Rebounds	2, 12/30/18, Philadelphia at Portland (3 times)
Defensive Rebounds	3, 10/21/17, Houston vs. Dallas (twice)
Rebounds	5, 10/21/17, Houston vs. Dallas
Assists	2, 12/22/18, Philadelphia vs. Toronto (5 times)
Steals	1, 12/30/18, Philadelphia at Portland (7 times)
Blocks	1, 10/18/17, Houston at Sacramento

NBA G LEAGUE SINGLE-GAME HIGHS

Points	38, 11/3/18, Delaware at Raptors
Minutes	40, 11/3/18, Delaware at Raptors
Field Goals	14, 11/3/18, Delaware at Raptors
Field Goal Attempts	26, 11/3/18, Delaware at Raptors
Three-Point Field Goals	5, 3/23/18, Delaware at Lakeland (three times)
Three-Point Attempts	9, 11/20/18, Delaware vs. Canton (three times)
Free Throws	10, 11/12/16, Maine at Texas
Free Throw Attempts	11, 12/21/17, RGV vs. Texas (twice)
Offensive Rebounds	4, 12/8/18, Delaware at Greensboro (twice)
Defensive Rebounds	8, 3/26/17, Maine vs. Reno
Rebounds	10, 3/26/17, Maine vs. Reno
Assists	13, 11/3/18, Delaware at Raptors
Steals	4, 1/14/17, Maine vs. Windy City (three times)
Blocks	2, 1/27/17, Maine vs. Greensboro (twice)

AT A GLANCE

- Appeared in 26 games for the 76ers, Rockets and Celtics
- Has appeared in 66 NBA G League games (46 starts) for the Blue Coats, Vipers and Red Claws, averaging 15.3 points, 4.5 rebounds, 5.6 assists and 1.2 steals per game
- Selected by the Boston Celtics with the 45th overall pick in the 2016 NBA Draft



How Acquired: Acquired as an affiliate player on October 26, 2019

2018-19: (Philadelphia 76ers): Appeared in six games (zero starts), averaging 3.7 points in 6.5 minutes ... Scored in double figures once ... Had a career-high 10 points with two rebounds, one assist and one steal on 12/30 at Portland ... Missed one game with a first toe sprain, left foot (11/30) ... Inactive 18 times ... DNP 15 times ... **NBA G League** (Delaware Blue Coats): Appeared in eight games (all starts), averaging 19.4 points, 4.5 rebounds, 7.4 assists and 1.1 steals in 35.0 minutes ... Scored in double figures in seven games, including four games with 20+ and one 30-point game ... Tallied two double-doubles ... Finished with 24 points, three rebounds, 10 assists and three steals on 11/6 at Westchester ... Scored a career-high 38 points with six rebounds, 13 assists and one block on 11/3 at Raptors 905

CAREER: Has appeared in 26 games (zero starts) for Philadelphia, Houston and Boston ... Owns career averages of 1.8 points in 5.2 minutes ... Scored in double figures once ... **NBA G League:** Has appeared in 66 games (46 starts) for the Blue Coats, Vipers and Red Claws ... Owns career averages of 15.3 points, 4.5 rebounds, 5.6 assists and 1.2 steals in 31.8 minutes ... Scored in double figures in 50 games, including 16 games with 20+ and three 30-point games ... Tallied six double-doubles ... **Career Transactions:** Selected by the Boston Celtics with the 45th overall pick in the 2016 NBA Draft ... Waived by the Celtics on July 15, 2017 ... Signed a two-way contract with the Houston Rockets on August 21, 2017 ... Released by the Rockets on January 6, 2018 ... Signed a 10-day contract with the Rockets on January 6, 2018 ... Signed a two-way contract with the Philadelphia 76ers on January 15, 2018 ... Re-signed on a two-way contract with the 76ers on July 27, 2018 ... Waived by the 76ers on January 6, 2019 ... Signed with the Los Angeles Lakers on August 13, 2019

2017-18: (Philadelphia 76ers/Houston Rockets): Appeared in 15 games (zero starts), averaging 1.1 points in 5.3 minutes ... Grabbed a career-high five rebounds with four points, two assists and one steal on 10/21 vs. Dallas ... Inactive 52 times ... DNP 16 times ... **NBA G League** (Delaware 87ers/Rio Grande Valley Vipers): Appeared in 26 games (15 starts), averaging 14.7 points, 3.7 rebounds, 4.5 assists and 1.2 steals in 28.8 minutes ... Scored in double figures in 19 games, including six games with 20+ and one 30-point game ... Tallied one double-double ... Finished with 11 points, six rebounds, 12 assists, three steals and one block on 3/11 at Long Island ... Scored a season-high 34 points with three rebounds, five assists and one steal on 1/10 at Westchester

2016-17: (Boston Celtics): Appeared in five games (zero starts), averaging 2.0 points in 3.4 minutes ... Scored a season-high eight points in his NBA debut with three rebounds and two assists on 11/6 vs. Denver ... DNP 23 times ... NWT once ... Inactive 53 times ... **NBA G League** (Maine Red Claws): Appeared in 32 games (23 starts), averaging 14.8 points, 5.1 rebounds, 6.0 assists and 1.3 steals in 33.5 minutes ... Scored in double figures in 24 games, including six games with 20+ and one 30-point game ... Tallied three double-doubles ... Had seven points, 10 rebounds, five assists and one block on 3/26 vs. Reno ... Finished with 17 points, six rebounds, 10 assists and one block on 3/6 at Windy City ... Scored a season-high 30 points with one rebound, three assists, one steal and one block on 12/31 vs. Windy City ... **Playoffs:** Appeared in five games (all starts), averaging 15.0 points, 3.2 rebounds and 5.8 assists in 33.7 minutes ... Scored in double figures in three games, including two games with 20+ and one 30-point game ... Tallied one double-double ... Had 15 points, two rebounds and 10 assists on 4/10 vs. Fort Wayne ... Recorded 30 points, seven rebounds, six assists, one steal and one block on 4/4 at Fort Wayne

COLLEGE: All-ACC Second Team (2016) ... All-ACC Tournament Second Team (2015) ... Appeared in 103 games (88 starts), averaging 11.7 points, 3.1 rebounds, 3.3 assists and 1.1 steals in 31.5 minutes ... Shot 46.7 percent (415-888) from the field and 38.1 percent (133-349) from three-point range ... Scored in double figures in 66 games, including 12 games with 20+ ... Had multiple steals in 30 games, including five games with 4+ ... Tallied one double-double ... 2015-16 (Notre Dame): All-ACC Second Team selection ... Appeared in 35 games (all starts), averaging 15.8 points, 3.5 rebounds, 4.7 assists and 1.2 steals in 36.0 minutes ... Ranked second in the ACC in assists (164), second in assists per game (4.7), seventh in free throw percentage (.813), ninth in steals (43) and 10th in steals per game (1.2) ... Scored in double figures in 29 games, including eight games with 20+ ... Tallied one double-double ... Scored a career-high-tying 27 points with two rebounds and five assists on 2/13 vs. Louisville ... Tallied 14 points, seven rebounds, eight assists and a career-high six steals on 1/31 vs. Wake Forest ... Finished with 19 points, three rebounds, 10 assists and one steal on 12/8 vs. Stony Brook ... Had a career-high 27 points with eight rebounds and three assists on 11/13 vs. Saint Francis ... 2014-15 (Notre Dame): All-ACC Tournament Second Team selection ... Appeared in 38 games (all starts), averaging 12.4 points, 3.6 rebounds, 3.1 assists and 1.6 steals in 34.7 minutes ... Shot 50.8 percent (167-329) from the field and 42.9 percent (54-126) from three-point range ... Ranked fourth in the ACC in steals (59) and seventh in steals per game (1.6) ... Scored in double figures in 30 games, including four games with 20+ ... Scored a season-high-tying 22 points with three rebounds, two assists and three steals on 12/20 vs. Purdue ... Tallied a season-high 22 points with one rebound and two steals on 12/3 vs. Michigan State ... 2013-14 (Notre Dame): Appeared in 30 games (15 starts), averaging 6.0 points, 2.1 rebounds and 1.8 assists in 22.2 minutes ... Shot 41.7 percent (25-60) from three-point range ... Scored in double figures in seven games ... Recorded a season-high 17 points with three rebounds, five assists and one steal on 2/19 at Miami (FL)

PERSONAL: Native of South Bend, IN ... Lived in two different foster homes after the age of 12 ... Foster parents are Dave and Beth Whitfield ... Averaged 25.9 points, 5.7 rebounds, 2.9 assists and 2.6 assists as a senior at Marian High School ... Finished his high school career as the all-time leading scorer in St. Joseph County ... 2013 McDonald's All-American



#21 ZACH NORVELL JR.

GUARD / HEIGHT: 6-5 / WEIGHT: 205

BORN: 12/9/97 (CHICAGO, IL)

HIGH SCHOOL: SIMEON CAREER ACADEMY (CHICAGO, IL) / COLLEGE: GONZAGA

EXPERIENCE: ROOKIE

COLLEGIATE CAREER STATISTICS

Year	Team	G	GS	MIN	FG	FGA	PCT	3FG	3FGA	PCT	FT	FTA	PCT	OFF	DEF	TOT	A	PF	STL	TO	BLK	PTS	AVG
17-18	Gonzaga	37	29	999	161	353	.456	77	208	.370	72	90	.800	39	104	143	85	79	42	58	3	471	12.7
18-19	Gonzaga	37	36	1135	182	419	.434	97	262	.370	91	105	.867	29	130	159	116	67	47	53	3	552	14.9
TOTALS		74	65	2134	343	772	.444	174	470	.370	163	195	.836	68	234	302	201	146	89	111	6	1023	13.8

CAREER HIGHS

COLLEGIATE SINGLE-GAME HIGHS

- Points 28, 3/17/18, Gonzaga vs. Ohio State (twice)
- Minutes 40, 11/20/18, Gonzaga vs. Arizona
- Field Goals 9, 12/1/18, Gonzaga at Creighton (twice)
- Field Goal Attempts 21, 12/1/18, Gonzaga at Creighton
- Three-Point Field Goals 6, 3/17/18, Gonzaga vs. Ohio State (twice)
- Three-Point Attempts 17, 12/1/18, Gonzaga at Creighton
- Free Throws 10, 11/6/18, Gonzaga vs. Idaho State
- Free Throw Attempts 10, 11/6/18, Gonzaga vs. Idaho State
- Offensive Rebounds 5, 11/20/18, Gonzaga vs. Arizona
- Defensive Rebounds 8, 1/24/19, Gonzaga at Santa Clara (twice)
- Rebounds 12, 3/17/18, Gonzaga vs. Ohio State
- Assists 8, 11/26/18, Gonzaga vs. North Dakota State (twice)
- Steals 5, 12/16/17, Gonzaga vs. North Dakota
- Blocks 1, 3/12/19, Gonzaga vs. Saint Mary's (6 times)

AT A GLANCE

- Appeared in 74 games (65 starts) over two years at Gonzaga, averaging 13.8 points, 4.1 rebounds, 2.7 assists and 1.2 steals
- 2019 First Team All-WCC selection
- 2018 WCC Newcomer of the Year
- Signed by the Lakers to a two-way contract on July 1, 2019



How Acquired: Signed by the Lakers to a two-way contract on July 1, 2019

COLLEGE: Appeared in 74 games (65 starts), averaging 13.8 points, 4.1 rebounds, 2.7 assists and 1.2 steals in 28.8 minutes ... Scored in double figures in 55 games, including 14 games with 20+ points ... Tallied two double-doubles ... 2018-19 (Gonzaga): First Team All-WCC selection ... Appeared in 37 games (29 starts), averaging 12.7 points, 3.9 rebounds, 2.3 assists and 1.1 steals in 27.0 minutes ... Ranked first in the WCC in three-pointers made (97), second in three-point percentage (.370), seventh in steals (47), eighth in assists (116), ninth in points (552), ninth in steals per game (1.3) and 10th in assists per game (3.1) ... Scored in double figures in 31 games, including nine games with 20+ points ... Scored a career-high 28 points with five rebounds on 12/1 at Creighton ... Made multiple 3FG in 30 games, including eight games with 4+ and a career-high six triples once ... Tallied one double-double ... 2017-18 (Gonzaga): WCC Newcomer of the Year ... WCC All-Freshman Team selection ... Appeared in 37 games (36 starts), averaging 14.9 points, 4.3 rebounds, 3.1 assists and 1.3 steals in 30.7 minutes ... Ranked fifth in the WCC in three-pointers made (77), seventh in steals (42), eighth in points (471) and 10th in steals per game (1.1) ... Scored in double figures in 24 games, including five games with 20+ points ... Scored a career-high 28 points with 12 rebounds, four assists and two steals on 3/17 vs. Ohio State ... Made multiple 3FG in 22 games, including seven games with 4+ and a career-high six triples once ... Tallied one double-double ... 2016-17 (Gonzaga): Redshirted for the Bulldogs

PERSONAL: Son of Tonja Hall and Zachary Novell ... His father played basketball at Northeastern Illinois and New Mexico and now coaches at DuSable High School in Chicago ... Averaged 18 points, 8 rebounds and 4 assists as a senior at Simeon Career Academy, leading Simeon to a 30-4 record, placing third in Illinois 4A



#6 GARY PAYTON II

GUARD / HEIGHT: 6-3 / WEIGHT: 190

BORN: 12/1/92 (SEATTLE, WA)

HIGH SCHOOL: WESTWIND PREP (PHOENIX, AZ) / COLLEGE: OREGON STATE

EXPERIENCE: 3 YEARS PRO

NBA G LEAGUE CAREER STATISTICS

Year	Team	G	GS	MIN	FG	FGA	PCT	3FG	3FGA	PCT	FT	FTA	PCT	OFF	DEF	TOT	A	PF	STL	TO	BLK	PTS	AVG
16-17	RGV	49	49	1603	274	550	.498	73	238	.307	72	103	.699	88	232	320	161	129	98	77	33	693	14.4
17-18	WIS/SBL	20	5	583	139	296	.470	19	78	.244	51	71	.718	29	97	129	93	61	40	67	11	348	17.4
18-19	CAP/RGV	28	28	855	199	424	.469	28	110	.255	34	58	.586	55	158	213	180	91	83	109	24	460	16.4
TOTALS		97	82	3041	612	1270	.482	120	426	.282	157	232	.677	172	487	659	434	281	221	253	68	1501	15.5

NBA CAREER STATISTICS

Year	Team	G	GS	MIN	FG	FGA	PCT	3FG	3FGA	PCT	FT	FTA	PCT	OFF	DEF	TOT	A	PF	DQ	STL	TO	BLK	PTS	AVG
16-17	MIL	6	0	99	8	22	.364	1	9	.111	3	5	.600	0	12	12	13	9	0	3	10	4	20	3.3
17-18	MIL/LAL	23	6	221	30	74	.405	6	25	.240	3	9	.333	13	31	44	21	30	0	7	7	3	69	3.0
18-19	WAS	3	0	16	5	8	.625	1	2	.500	0	0	---	1	1	2	4	2	0	3	1	1	11	3.7
TOTALS		32	6	336	43	104	.413	8	36	.222	6	14	.429	14	44	58	38	41	0	13	18	8	100	3.1

CAREER HIGHS

REGULAR SEASON NBA SINGLE-GAME HIGHS

Points 25, 4/11/18, Los Angeles at LA Clippers
 Minutes 32, 4/12/17, Milwaukee at Boston
 Field Goals 11, 4/11/18, Los Angeles at LA Clippers
 Field Goal Attempts 19, 4/11/18, Los Angeles at LA Clippers
 Three-Point Field Goals 3, 4/11/18, Los Angeles at LA Clippers
 Three-Point Attempts 7, 4/11/18, Los Angeles at LA Clippers
 Free Throws 2, 12/16/17, Milwaukee at Houston (twice)
 Free Throw Attempts 4, 4/8/18, Los Angeles vs. Utah
 Offensive Rebounds 2, 4/11/18, Los Angeles at LAC (four times)
 Defensive Rebounds 10, 4/11/18, Los Angeles at LA Clippers
 Rebounds 12, 4/11/18, Los Angeles at LA Clippers
 Assists 5, 4/12/17, Milwaukee at Boston
 Steals 3, 1/29/19, Washington at Cleveland
 Blocks 2, 1/15/18, Los Angeles at Memphis (twice)

NBA G LEAGUE SINGLE-GAME HIGHS

Points 51, 12/3/16, RGV at Los Angeles
 Minutes 45, 12/30/16, RGV at Oklahoma City
 Field Goals 20, 12/3/16, RGV at Los Angeles
 Field Goal Attempts 29, 12/3/16, RGV at Los Angeles
 Three-Point Field Goals 7, 12/3/16, RGV at Los Angeles
 Three-Point Attempts 12, 11/10/17, Wisconsin at SCW (twice)
 Free Throws 7, 1/11/17, RGV vs. Sioux Falls
 Free Throw Attempts 10, 12/13/18, RGV vs. Delaware
 Offensive Rebounds 7, 12/27/18, RGV vs. Texas (twice)
 Defensive Rebounds 12, 2/2/17, RGV vs. Sioux Falls
 Rebounds 17, 12/27/18, RGV vs. Texas
 Assists 14, 2/5/19, RGV vs. Northern Arizona
 Steals 7, 1/15/19, RGV at OKC (three times)
 Blocks 3, 1/7/19, RGV vs. South Bay (three times)

AT A GLANCE

- One-time NBA G League Champion (2019)
- Appeared in 32 NBA games (six starts) for Washington, Los Angeles and Milwaukee
- Owns career G League averages of 15.5 points, 6.8 rebounds, 4.5 assists and 2.3 steals



How Acquired: Acquired in exchange for Sheldon Mac, the returning player rights to Robert Heyer and South Bay's original 2020 first round pick on October 26, 2019

2018-19: NBA G League Champion ... (Rio Grande Valley Vipers/Capital City Go-Go): Appeared in 28 games (all starts), averaging 16.4 points, 7.6 rebounds, 6.4 assists and 3.0 steals in 30.5 minutes ... Scored in double figures in 24 games, including eight games with 20+ and one 30-point game ... Tallied 11 double-doubles, including one triple-double ... Finished with 11 points, 12 rebounds, 14 assists, two steals and one block on 2/5 vs. Northern Arizona ... Scored a season-high 31 points with seven rebounds, three assists and two steals on 1/18 vs. Memphis ... Recorded 29 points, a season-high 17 rebounds, five assists, six steals and one block on 12/27 vs. Texas ... (Washington Wizards): Appeared in three games, averaging 3.7 points, 1.3 assists and 1.0 steal in 5.3 minutes ... Playoffs: (RGV Vipers): Appeared in five games (all starts), averaging 16.2 points, 7.6 rebounds, 3.8 assists and 3.8 steals in 25.0 minutes ... Scored in double figures in four games, including one 20-point outing ... Tallied one triple-double ... Finished with 20 points, 12 rebounds, seven assists, 10 steals and one block on 4/2 vs. Santa Cruz

CAREER: Appeared in 97 games (82 starts) for Rio Grande Valley, Wisconsin, Capital City and South Bay ... Owns career averages of 15.5 points, 6.8 rebounds, 4.5 assists and 2.3 steals in 31.4 minutes ... Scored in double figures in 76 games, including 26 games with 20+, three games with 30+ and one 50-point outing ... Tallied 22 double-doubles, including two triple-doubles ... (NBA): Appeared in 32 games (six starts) for Washington, Los Angeles and Milwaukee, owning career averages of 3.1 points, 1.8 rebounds and 1.2 assists in 10.5 minutes ... Scored in double figures twice ... Tallied one double-double

2017-18: (South Bay/Wisconsin): Appeared in 20 games (five starts), averaging 17.4 points, 6.3 rebounds, 4.7 assists and 2.0 steals in 29.1 minutes ... Scored in double figures in 17 games, including eight games with 20+ and one 30-point contest ... Tallied two double-doubles, including one triple-double ... Scored a season-high 30 points with seven rebounds, nine assists, two steals and two blocks on 3/24 at Austin ... Finished with 14 points, 12 rebounds, 11 assists, one steal and one block on 1/26 vs. Windy City ... (Los Angeles Lakers): Appeared in 11 games, averaging 3.5 points and 2.5 rebounds ... Notched his first career double-double with career highs of 25 points and 12 rebounds on 4/11 at LA Clippers ... (Milwaukee Bucks): Appeared in 12 games (6 starts), averaging 2.5 points and 1.4 rebounds in 8.8 minutes ... Playoffs: (South Bay): Appeared in three games (all starts), averaging 25.7 points, 9.7 rebounds, 6.3 assists, 4.3 steals and 2.0 blocks in 39.5 minutes ... Shot 55.0 percent from the field (33-60) and 40.0 percent (4-10) from three-point range ... Scored in double figures in all three games ... Finished with 30 points, 13 rebounds, eight assists and six steals on 4/3 at Reno

2016-17: (Rio Grande Valley Vipers): Appeared in 49 games (all starts), averaging 14.1 points, 6.5 rebounds, 3.3 assists and 2.0 steals in 32.7 minutes ... Scored in double figures in 35 games, including 10 games with 20+ and one 50-point game ... Tallied nine double-doubles ... Scored a career-high 51 points with 11 rebounds, three assists and one steal on 12/3 at Los Angeles

COLLEGE: Appeared in 63 games (62 starts) at Oregon State, averaging 14.7 points, 7.7 rebounds, 4.1 assists and 2.8 steals in 35.3 minutes per game ... Two-time All-Pac-12 First Team selection ... Two-time All-Pac 12 Defensive Team selection ... Two-time Pac-12 Defensive Player of the Year ... Scored in double figures in 54 games, including 14 games with 20+ ... Tallied 15 double-doubles, including one triple-double ... (2015-16): Appeared in 32 games (all starts), averaging 16.0 points, 7.8 rebounds, 5.0 assists and 2.5 steals in 34.3 minutes ... Scored in double-figures in 29 games, including eight games with 20+ ... Tallied eight double-doubles ... Finished with 20 points, a career-high 17 rebounds, two assists, two steals and two blocks on 3/10 vs. California ... Scored a career-high 26 points with 15 rebounds, three assists and three steals on 1/13 at Colorado ... (2014-15): Appeared in 31 games (30 starts), averaging 13.4 points, 7.5 rebounds, 3.2 assists, 3.1 steals and 1.2 blocks in 36.3 minutes ... Scored in double figures in 25 games, including six games with 20+ points ... Tallied seven double-doubles, including one triple-double ... Recorded 10 points, 12 rebounds, 10 assists and six steals in 12/15 vs. Grambling ... Finished with 24 points, 16 rebounds, two assists, four steals and two blocks on 12/3 vs. Mississippi Valley State

PERSONAL: Son of Gary and Monique Payton ... Has two brothers, Gary Jr. and Julian, and one sister, Raquel ... His father, Gary, was a consensus All-American and Sports Illustrated National Player of the Year at Oregon State and was inducted into the Basketball Hall of Fame in 2013 after a 17-year NBA career; he won the NBA Championship with Miami in 2006 ... Played two seasons at Salt Lake Community College ... Favorite athlete is Ronda Rousey ... Hobbies are "anything fun" ... Majored in Human Development and Family Science



#3 EARNEST ROSS

FORWARD / HEIGHT: 6-8 / WEIGHT: 227

BORN: 1/27/91 (GUAM)

HIGH SCHOOL: PANTHER CREEK (CARY, NC) / COLLEGE: MISSOURI

EXPERIENCE: ROOKIE

COLLEGIATE CAREER STATISTICS

Year	Team	G	GS	MIN	FG	FGA	PCT	3FG	3FGA	PCT	FT	FTA	PCT	OFF	DEF	TOT	A	PF	STL	TO	BLK	PTS	AVG
09-10	Auburn	32	8	428	31	109	.284	15	68	.221	14	22	.636	41	56	97	24	44	25	26	5	91	2.8
10-11	Auburn	31	26	987	126	324	.389	48	144	.333	107	135	.793	57	148	205	66	79	44	72	9	407	13.1
12-13	Missouri	34	10	860	119	288	.413	49	130	.377	63	89	.708	56	115	171	39	63	42	64	7	350	10.3
13-14	Missouri	35	35	1116	141	343	.411	57	183	.311	152	196	.776	42	169	211	49	69	46	66	13	491	14.0
TOTALS		132	79	3391	417	1064	.392	169	525	.322	336	442	.760	169	488	684	178	255	157	228	34	1339	10.1

CAREER HIGHS

COLLEGIATE SINGLE-GAME HIGHS

Points	30, 2/5/11, Auburn at Georgia
Minutes	48, 3/13/14, Missouri vs. Texas A&M
Field Goals	12, 2/5/11, Auburn at Georgia
Field Goal Attempts	21, 1/8/11, Auburn vs. LSU
Three-Point Field Goals	5, 2/8/14, Missouri at Ole Miss (five times)
Three-Point Attempts	15, 1/8/11, Auburn vs. LSU
Free Throws	12, 11/29/13, Missouri vs. Nevada
Free Throw Attempts.....	13, 11/29/13, Missouri vs. Nevada
Offensive Rebounds	7, 11/22/12, Missouri vs. Stanford
Defensive Rebounds	12, 12/28/13, Missouri at NC State
Rebounds	13, 12/28/13, Missouri at NC State (twice)
Assists	5, 1/16/14, Missouri at Vanderbilt (seven times)
Steals	4, 2/15/14, Missouri vs. Tennessee (three times)
Blocks	3, 11/8/13, Missouri vs. Southeastern Louisiana

AT A GLANCE

- Originally acquired as a tryout player
- Averaged 19.5 points and 7.5 rebounds last season for thr Joondalup City Wanneroo Wolves
- Has played professionally in Australia, Qatar, New Zealand and Denmark



How Acquired: Acquired as a local tryout athlete on October 26, 2019

2018-19: (Joondalup City Wanneroo Wolves): Appeared in 30 games, averaging 19.5 points, 7.5 rebounds, 4.6 assists and 1.8 steals ... Shot 47.0 percent from the field and 37.6 percent from three-point range ... (Al Ahil Sports Club Doha): Appeared in 16 games, averaging 18.6 points, 7.4 rebounds, 3.6 assists and 2.4 steals per game

2017-18: (Geraldton Buccaneers): Appeared in 20 games, averaging 20.6 points, 7.1 rebounds, 4.0 assists and 1.9 steals per game ... Shot 51.3 percent from the field ... (Al Wakrah): Appeared in 19 games, averaging 19.9 points, 8.7 rebounds, 3.0 assists and 1.8 steals ... Shot 52.3 percent from the field and 33.6 percent from three-point range

2016-17: (James Blond Supercity Rangers): Appeared in 15 games, averaging 19.1 points, 5.8 rebounds, 1.6 assists and 1.5 steals ... (Team FOG Naestved): Appeared in 23 games, averaging 14.7 points, 6.4 rebounds, 1.7 assists and 1.6 steals

2015-16: (Ballarat Miners): Appeared in 22 games, averaging 19.9 points, 7.9 rebounds, 5.0 assists and 2.1 steals ... Shot 51.8 percent from the field and 34.2 percent from three-point range

2014-15: (Perth Wildcats): Appeared in 17 games, averaging 3.5 points and 2.5 rebounds per game

COLLEGE: Appeared in 132 games (79 starts) across four seasons at Missouri and Auburn, averaging 10.1 points, 5.2 rebounds, 1.3 assists and 1.2 steals in 25.7 minutes ... (2013-14): Appeared in 35 games (all starts), averaging 14.0 points, 6.0 rebounds, 1.4 assists and 1.3 steals in 31.9 minutes ... Scored in double figures in 27 games, including seven games with 20+ ... Made multiple three-pointers in 17 games, including two games with five triples ... Tallied three double-doubles ... (2012-13): Appeared in 34 games (10 starts), averaging 10.3 points, 5.0 rebounds, 1.1 assists and 1.2 steals in 25.3 minutes ... Shot 37.7 percent (49-130) from three-point range ... Scored in double figures in 18 games, including two 20-point games ... Made multiple three-pointers in 15 games ... Tallied three double-doubles ... (2011-12): Sat out due to NCAA transfer rules ... (2010-11): Appeared in 31 games (26 starts), averaging 13.1 points, 6.6 rebounds, 2.1 assists and 1.4 steals in 31.8 minutes ... Scored in double figures in 22 games, including six games with 20+ and one 30-point game ... Made multiple three-pointers in 13 games ... Tallied six double-doubles ... (2009-10): Appeared in 32 games (eight starts), averaging 2.8 points and 3.0 rebounds in 13.4 minutes per game

PERSONAL: Son of Earnest and Toy Sue Miller Ross Sr. ... Parents both work in communications in the United States Navy ... Majored in Sport Venue Management in college ... Was raised in Chicago, but has lived in the states of Washington, Texas, Maryland, Washington DC, North Carolina, Hawaii and Illinois, as well as Japan and Guam ... Two-time All-State Class 4A selection for Panther Creek ... Averaged 21 points six rebounds and five assists as a senior in high school



#11 DAVID STOCKTON

GUARD / HEIGHT: 5-11 / WEIGHT: 165

BORN: 6/24/91 (SPOKANE, WA)

HIGH SCHOOL: GONZAGA PREP (SPOKANE, WA) / COLLEGE: GONZAGA

EXPERIENCE: 4 YEARS PRO

NBA G LEAGUE CAREER STATISTICS

Year Team	G	GS	MIN	FG	FGA	PCT	3FG	3FGA	PCT	FT	FTA	PCT	OFF	DEF	TOT	A	PF	STL	TO	BLK	PTS	AVG
14-15 RNO	43	38	1311	305	661	.461	99	249	.398	155	188	.824	49	130	179	406	145	106	146	3	864	20.1
15-16 RNO	45	40	1411	291	652	.446	82	234	.350	143	181	.790	28	111	139	324	135	50	115	10	807	17.9
16-17 RNO	15	13	527	89	211	.422	31	80	.388	37	47	.787	16	56	72	79	49	22	38	3	246	16.4
17-18 RNO	39	15	1100	225	501	.449	76	190	.400	108	125	.864	26	99	125	206	102	69	85	10	634	16.3
TOTALS	142	106	4349	910	2025	.449	288	753	.382	443	541	.819	119	396	515	1015	431	247	384	26	2551	18.0

NBA CAREER STATISTICS

Year Team	G	GS	MIN	FG	FGA	PCT	3FG	3FGA	PCT	FT	FTA	PCT	OFF	DEF	TOT	A	PF	DQ	STL	TO	BLK	PTS	AVG
14-15 SAC	3	0	33	2	6	.333	1	2	.500	3	6	.500	0	2	2	9	1	0	2	4	0	8	2.7
17-18 UTA	3	0	9	2	3	.667	2	3	.667	4	4	1.000	0	0	0	0	3	0	0	1	0	10	3.3
TOTALS	6	0	42	4	9	.444	3	5	.600	7	10	.700	0	2	2	9	4	0	2	5	0	18	3.0

CAREER HIGHS

REGULAR SEASON NBA SINGLE-GAME HIGHS

Points 5, 4/1/18, Utah at Minnesota (twice)
 Minutes 19, 4/15/15, Sacramento at Los Angeles
 Field Goals 2, 4/15/15, Sacramento at Los Angeles
 Field Goal Attempts 3, 4/15/15, Sacramento at Los Angeles
 Three-Point Field Goals 1, 4/5/18, Utah vs. LA Clippers (three times)
 Three-Point Attempts 2, 4/1/18, Utah at Minnesota
 Free Throws 2, 4/1/18, Utah at Minnesota (three times)
 Free Throw Attempts 4, 4/12/15, Sacramento at Denver
 Offensive Rebounds N/A
 Defensive Rebounds 2, 2/21/15, Sacramento at LA Clippers
 Rebounds 2, 2/21/15, Sacramento at LA Clippers
 Assists 7, 4/15/15, Sacramento at Los Angeles
 Steals 2, 4/15/15, Sacramento at Los Angeles
 Blocks N/A

NBA G LEAGUE SINGLE-GAME HIGHS

Points 44, 3/4/15, Reno vs. Rio Grande Valley
 Minutes 48, 4/3/15, Reno at Santa Cruz
 Field Goals 13, 3/8/15, Reno at Iowa (three times)
 Field Goal Attempts 27, 3/8/15, Reno at Iowa
 Three-Point Field Goals 7, 3/6/15, Reno vs. Texas
 Three-Point Attempts 13, 3/8/15, Reno at Iowa
 Free Throws 15, 1/28/16, Reno at Bakersfield
 Free Throw Attempts 17, 1/28/16, Reno at Bakersfield
 Offensive Rebounds 4, 1/4/16, Reno vs. RGV (four times)
 Defensive Rebounds 8, 1/17/16, Reno vs. OKC (twice)
 Rebounds 10, 3/31/15, Reno vs. Bakersfield (twice)
 Assists 22, 3/6/15, Reno vs. Texas
 Steals 8, 3/4/15, Reno vs. Rio Grande Valley
 Blocks 2, 3/12/16, Reno at Oklahoma City (twice)

AT A GLANCE

- Has appeared in 142 career games (106 starts) for the Stockton Kings
- Holds career averages of 18.0 points, 3.6 rebounds, 7.1 assists and 1.7 steals in 30.6 minutes per game
- Spent last season with Medi Bayreuth in Germany



How Acquired: Acquired along with the returning player rights to Reggie Hearn from the Stockton Kings in exchange for two first round picks and the returning player rights to Derrick Griffin Jr. on September 3, 2019

2018-19: (Medi Bayreuth): Appeared in 35 games (25 starts), averaging 8.7 points, 2.1 rebounds and 3.6 assists in 19.8 minutes ... Shot 41.6 percent (52-125) from three-point range

CAREER: Appeared in 142 games (106 starts) for the Stockton Kings, averaging 18.0 points, 3.6 rebounds, 7.1 assists and 1.7 steals in 30.6 minutes ... Scored in double figures in 120 games, including 58 games with 20+, 14 games with 30+ and one 40-point game ... Tallied 30 double-doubles, including two triple-doubles ... NBA: Appeared in six NBA games (zero starts) for the Kings and Jazz, averaging 3.0 points and 1.5 assists in 7.0 minutes

2017-18: (Reno Bighorns): Appeared in 39 games (15 starts), averaging 16.3 points, 3.2 rebounds, 5.3 assists and 1.8 steals in 28.2 minutes ... Shot 40.0 percent (76-190) from three-point range ... Scored in double figures in 31 games, including 14 games with 20+ and one 30-point game ... Had multiple steals in 22 games ... Tallied one double-double ... Finished with 25 points, six rebounds, 10 assists and seven steals on 11/27 vs. Santa Cruz ... Scored a season-high 30 points with four rebounds, five assists and one steal on 11/22 at South Bay ... (Utah Jazz): Appeared in three games (zero starts), averaging 3.3 points in 3.0 minutes ... (Playoffs): Appeared in two games (zero starts), averaging 1.0 point in 3.0 minutes

2016-17: (Reno Bighorns): Appeared in 15 games (13 starts), averaging 16.4 points, 4.8 rebounds, 5.3 assists and 1.5 steals in 35.1 minutes ... Shot 38.8 percent (31-80) from three-point range ... Scored in double figures in 12 games, including five games with 20+ and one 30-point game ... Tallied a season-high 30 points, three rebounds, five assists and two steals on 3/13 vs. Fort Wayne ... (New Zealand Breakers): Appeared in 10 games (six starts), averaging 9.1 points, 2.2 rebounds, 4.1 assists and 1.1 steals in 21.0 minutes ... (Cedevita): Appeared in 12 games (all starts), averaging 9.8 points, 1.8 rebounds, 3.9 assists and 1.5 steals in 23.8 minutes

2015-16: (Reno Bighorns): Appeared in 45 games (40 starts), averaging 17.9 points, 3.1 rebounds, 7.2 assists and 1.1 steals in 31.4 minutes ... Scored in double figures in 38 games, including 21 games with 20+ and four games with 30+ points ... Had multiple steals in 14 games ... Tallied eight double-doubles ... Had 16 points, four rebounds, 13 assists and one steal on 3/18 at Austin ... Finished with 17 points, one rebound, 13 assists and one steal on 2/20 at Los Angeles ... Scored a season-high 32 points with one rebound and eight assists on 1/28 at Bakersfield ... Tallied 20 points, two rebounds and 13 assists on 12/9 vs. Rio Grande Valley ... (Playoffs): Appeared in three games (all starts), averaging 17.3 points, 5.3 rebounds, 9.3 assists and 1.0 block in 40.7 minutes ... Scored in double figures in all three games, including one game with 20+ points ... Tallied two double-doubles ... Scored 26 points with eight rebounds, 11 assists, one steal and one block on 4/7 at Los Angeles

2014-15: (Reno Bighorns): Appeared in 43 games (38 starts), averaging 20.1 points, 4.2 rebounds, 9.4 assists and 2.5 steals in 30.5 minutes ... Shot 39.8 percent (99-249) from three-point range ... Scored in double figures in 39 games, including 18 games with 20+, eight games with 30+ and one game with 40+ points ... Had multiple steals in 31 games ... Tallied 21 double-doubles, including two triple-doubles ... Had 26 points, 10 rebounds, 15 assists and three steals on 3/31 vs. Bakersfield ... Recorded 36 points, 10 rebounds, 14 assists and two steals on 3/22 vs. Idaho ... Finished with 37 points, five rebounds, a career-high 22 assists and two steals on 3/6 vs. Texas ... Scored a career-high 44 points with seven rebounds, 10 assists and a career-high eight steals on 3/4 vs. Rio Grande Valley ... (Sacramento Kings): Appeared in three games (zero starts), averaging 2.7 points and 3.0 assists in 11.0 minutes ... Finished with five points, a career-high seven assists and two steals on 4/15 at Los Angeles ... Made his NBA debut on 2/21 at LA Clippers, finishing with one point, two rebounds and one assist

COLLEGE: Appeared in 138 games (39 starts), averaging 4.8 points, 1.6 rebounds, 3.1 assists and 1.2 steals in 19.9 minutes ... Scored in double figures in 19 games, including two 20-point games ... Had multiple steals in 43 games ... (2013-14): Appeared in 36 games (all starts), averaging 7.4 points, 2.4 rebounds, 4.2 assists and 1.5 steals in 27.8 minutes ... Scored in double figures in 11 games, including two 20-point games ... Tallied a career-high-tying 21 points with six rebounds, four assists and one steal on 3/10 vs. Saint Mary's ... Finished with a career-high 21 points, two rebounds, three assists and four steals on 12/28 vs. Santa Clara ... (2012-13): Appeared in 35 games (two starts), averaging 3.7 points, 1.7 rebounds, 3.4 assists and 1.5 steals in 18.7 minutes ... Scored in double figures twice ... Tallied six points, two rebounds, four assists and a career-high six steals on 11/18 vs. South Dakota ... (2011-12): Appeared in 33 games (one start), averaging 3.7 points, 1.0 rebound and 2.4 assists in 16.8 minutes ... Scored in double figures three times ... (2010-11): Appeared in 34 games (zero starts), 4.2 points, 1.3 rebounds and 2.1 assists in 15.6 minutes ... Scored in double figures three times

PERSONAL: Son of Basketball Hall of Famer John Stockton ... His great-grandfather, Houston, played football for Gonzaga from 1922-1924 ... Averaged 12.4 points as a senior at Gonzaga Preparatory School



#24 TRAVIS WEAR

FORWARD / HEIGHT: 6-9 / WEIGHT: 219

BORN: 9/21/90 (LONG BEACH, CA)

HIGH SCHOOL: MATER DEI (SANTA ANA, CA) / COLLEGE: UCLA

EXPERIENCE: 3 YEARS PRO

NBA G LEAGUE CAREER STATISTICS

Year	Team	G	GS	MIN	FG	FGA	PCT	3FG	3FGA	PCT	FT	FTA	PCT	OFF	DEF	TOT	A	PF	STL	TO	BLK	PTS	AVG
16-17	LAD	42	13	1067	206	476	.433	77	225	.342	46	65	.708	59	246	305	43	98	34	51	20	535	12.7
17-18	SBL	33	29	1010	197	443	.445	98	234	.419	59	69	.855	35	240	275	65	73	25	42	14	551	16.7
17-18	RNO	39	37	1206	218	534	.408	112	294	.381	67	86	.779	31	227	258	74	95	31	54	24	615	15.8
TOTALS		114	79	3284	621	1453	.427	287	753	.381	172	220	.782	125	713	838	182	266	90	147	58	1701	14.9

NBA CAREER STATISTICS

Year	Team	G	GS	MIN	FG	FGA	PCT	3FG	3FGA	PCT	FT	FTA	PCT	OFF	DEF	TOT	A	PF	DQ	STL	TO	BLK	PTS	AVG
14-15	LAD	51	1	672	84	209	.402	11	30	.367	20	26	.769	31	75	106	40	55	0	15	35	11	199	3.9
17-18	LAL	17	0	228	25	72	.347	17	47	.362	8	8	1.000	0	38	38	7	30	0	4	6	5	75	4.4
TOTALS		68	1	900	109	281	.388	28	77	.364	28	34	.824	31	113	144	47	85	0	19	41	16	274	4.0

CAREER HIGHS

REGULAR SEASON NBA SINGLE-GAME HIGHS

Points	21, 1/8/15, New York vs. Houston
Minutes	30, 3/20/15, New York at Philadelphia (twice)
Field Goals	9, 1/8/15, New York vs. Houston
Field Goal Attempts	16, 1/8/15, New York vs. Houston
Three-Point Field Goals	3, 3/24/18, Los Angeles at Memphis (four times)
Three-Point Attempts	7, 3/24/18, Los Angeles at Memphis
Free Throws	4, 3/26/18, Los Angeles at Detroit (twice)
Free Throw Attempts	5, 11/19/14, New York at Minnesota
Offensive Rebounds	4, 3/22/15, New York at Toronto (three times)
Defensive Rebounds	6, 3/5/18, Los Angeles vs. Portland (twice)
Rebounds	8, 3/14/15, New York at Golden State (twice)
Assists	3, 2/20/15, New York vs. Miami (twice)
Steals	2, 3/24/18, Los Angeles at MEM (four times)
Blocks	3, 3/5/18, Los Angeles vs. Portland (twice)

NBA G LEAGUE SINGLE-GAME HIGHS

Points	29, 12/17/17, South Bay vs. Memphis
Minutes	43, 2/9/18, South Bay vs. Northern Arizona
Field Goals	10, 2/2/18, South Bay at SLC (four times)
Field Goal Attempts	
Three-Point Field Goals	7, 2/20/19, South Bay at NAS (twice)
Three-Point Attempts	
Free Throws	6, 3/13/19, South Bay at Grand Rapids
Free Throw Attempts	
Offensive Rebounds	4, 2/1/19, South Bay at Iowa (four times)
Defensive Rebounds	15, 1/31/18, South Bay vs. Northern Arizona
Rebounds	17, 1/31/18, South Bay vs. NAS (twice)
Assists	6, 12/29/18, South Bay vs. Northern Arizona
Steals	4, 2/20/19, South Bay at NAS (three times)
Blocks	3, 12/1/18, South Bay at Memphis

AT A GLANCE

- Appeared in 68 NBA games (one start) for the Lakers and New York Knicks
- Owns NBA career averages of 4.0 points and 2.1 rebounds in 13.2 minutes
- Spent the 2019 NBA Summer League with the Golden State Warriors



HOW ACQUIRED: Acquired as a returning player on 11/27/18

2018-19: Appeared in 39 games (37 starts), averaging 15.8 points, 6.6 rebounds and 1.9 assists in 30.9 minutes ... Shot 40.8 percent (218-534) from the field and 38.1 percent (112-294) from three-point range ... Scored in double figures in 32 games, including 10 games with 20+ points ... Tallied four double-doubles ... Finished with 25 points, including career-highs in threes (7), steals (4) and blocks (2) on 2/20 at Northern Arizona ... Recorded 14 points, nine rebounds, a career-high six assists, one steal and two blocks on 12/29 vs. Northern Arizona ... Scored a season-high 27 points with seven rebounds, two assists and one steal on 12/7 vs. Santa Cruz ... Finished with 16 points, a season-best 13 rebounds and three assists on 12/3 at Windy City ... Missed one game with a left hamstring strain (2/28)

CAREER: (NBA G League): Has appeared in 114 games (79 starts) for South Bay, averaging 14.9 points, 7.4 rebounds and 1.6 assists in 28.8 minutes ... Scored in double figures in 89 games, including 24 games with 20+ ... Tallied 24 double-doubles ... **(NBA):** Has appeared in 68 career games (one start) for the Lakers and Knicks ... Owns career averages of 4.0 points and 2.1 rebounds in 13.2 minutes ... Has scored 10+ points in six games and 20+ points once

2017-18: Appeared in 17 games, averaging 4.4 points and 2.2 rebounds in 13.4 minutes ... Scored in double figures twice ... Led the team in steals twice and blocks once ... Recorded 11 points, one assist and two steals in 19 minutes on 3/24 at MEM ... Scored 11 points, including a career-high-tying three 3FG, on 3/16 vs. MIA ... Pulled down a season-high six rebounds and matched a career-best three blocks along with five points on 3/5 vs. POR ... DNP-CD twice ... Inactive for two games ... **NBA G League:** Appeared in 33 games (29 starts), averaging 16.7 points, 8.3 rebounds and 2.0 assists in 30.6 minutes ... Scored in double figures 29 times, including eight games of 20+ points ... Tallied 11 double-doubles ... Named NBA G League Player of the Week on 2/5 ... Scored a career-high 29 points along with four rebounds, two assists and three steals on 12/17 vs. Memphis ... Missed seven games while with Team USA (11/18-11/27, 2/22-2/25) and one game with an illness (12/21)

2016-17: NBA G League: Appeared in 42 games (13 starts), averaging 12.7 points, 7.3 rebounds and 1.0 assists in 25.4 minutes ... Tallied nine double-doubles ... Scored 23 points, including a season-high five 3FG, with seven rebounds and one assist on 11/19 vs. Santa Cruz ... Finished with 18 points and a career-high 17 rebounds on 3/3 at Northern Arizona ... Tallied season-high-tying 24 points along with 10 rebounds, three assists, two steals and one block on 3/4 vs. Raptors 905 ... Missed five games with a concussion (11/23-12/1) and three games with a left ankle sprain (2/8-2/12)

2014-15: (New York Knicks): Appeared in 51 games (one start), averaging 3.9 points and 2.1 rebounds on 13.2 minutes ... Scored in double figures four times ... Grabbed a career-high-tying eight rebounds along with seven points, two assists and one block on 3/14 at GSW ... Blocked a career-high three shots along with four points, three rebounds, three assists and two steals on 2/20 vs. MIA ... Scored a career-high 21 points along with five rebounds, one assist, one steal and one block on 1/8 vs. HOU ... In NBA debut, scored two points in five minutes on 10/29 vs. CHI ... DNP-CD 30 times ... Inactive once

INTERNATIONAL: 2017-18: Played four games with Team USA as part of the USA's World Cup Qualifying rounds, ... Helped lead the team to a 4-0 record while averaging 7.3 points, 6.8 rebounds and 1.0 assists in 22.0 minutes ... **2015-16:** (San Sebastian Gipuzkoa Club (Spain)): Appeared in 26 games (13 starts), averaging 7.5 points and 4.2 rebounds in 20.1 minutes

COLLEGE: Appeared in 128 games (84 starts) over four seasons at North Carolina and UCLA, averaging 8.2 points and 4.1 rebounds in 22.2 minutes ... **Senior (2013-14):** Appeared in 34 games (28 starts), averaging 7.2 points, 3.4 rebounds and 1.4 assists in 23.9 minutes ... Scored in double figures 12 times ... Scored a season-high 16 points (8-8 FG) along with four rebounds, one assist and one block on 3/14 vs. Stanford ... **Junior (2012-13):** Appeared in 32 games (31 starts), averaging 10.9 points and 5.2 rebounds in 28.9 minutes ... Scored in double figures in 19 games ... Ranked seventh in the Pac-12 in free throw percentage (.815, 66-81) ... Scored a career-high 23 points on 1/12 at Colorado ... Missed two games with a sprained right foot (2/24-2/27) and one game due to a concussion (1/26) ... **Sophomore (2011-12):** Appeared in 30 games (24 starts), averaging 11.5 points and 5.9 rebounds in 26.2 minutes ... Ranked eighth in the Pac-12 in free throw percentage (.791, 68-86) ... Ranked 10th in the Pac-12 in rebounds per game (5.9) ... Scored in double figures in 19 games ... Tallied three double-doubles ... Scored a season-high 20 points on 1/5 vs. Arizona ... Grabbed a career-high 13 rebounds along with 11 points on 2/5 at St. John's ... Missed one game with a high left ankle sprain (2/4) and two games due to a skin infection on his left foot (12/14-12/17) ... **Freshman (2009-10):** Appeared in 32 games (one start), averaging 3.5 points and 2.2 rebounds in 10.1 rebounds ... Scored a season-high 13 points (6-11 FG) in his first collegiate start ... Missed five games with a sprained left ankle

PERSONAL: Full name is Travis James Wear ... Born in Long Beach, Calif., on Sept. 21, 1990 ... Married to wife Kendall ... Parents are David and Gloria Wear ... His identical twin, David, is his only sibling ... Father, David Sr., played college basketball at Fresno State and Cal State Fullerton and professionally overseas ... Graduated from UCLA with a degree in political science



SOUTH BAY LAKERS 2019-20 ROSTER

NO.	NAME	POS	HT	WT	DOB	PRIOR TO G LEAGUE / COUNTRY
14	Marcus Allen	G	6-2	192	9/14/94	Stanford / USA
37	Kostas Antetokounmpo*	C	6-10	200	11/20/97	Dayton / Greece
12	Devontae Cacok	F	6-7	240	10/8/96	UNC Wilmington / USA
17	Jordan Caroline	F	6-7	235	1/15/96	Nevada / USA
38	Reggie Hearn	F	6-5	210	8/14/91	Northwestern / USA
20	Andre Ingram	G	6-3	184	11/19/85	American / USA
0	Demetrius Jackson	G	6-1	200	9/7/94	Notre Dame / USA
21	Zach Norvell Jr.*	G	6-5	205	12/9/97	Gonzaga / USA
6	Gary Payton II	G	6-3	195	12/1/92	Oregon State / USA
3	Earnest Ross	F	6-6	227	1/27/91	Missouri / Guam
11	David Stockton	G	5-11	165	6/24/91	Gonzaga / USA
24	Travis Wear	F	6-9	219	9/21/90	UCLA / USA

*Two-Way Contract

HEAD COACH

Coby Karl (Boise State)

ASSISTANT COACHES

Brian Walsh (Eastern New Mexico), Sean Nolen (Northern Colorado),
Dane Johnson (Portland State), Ernest Scott (Valdosta State)

VIDEO COORDINATOR

Anthony Beaumont (Loyola-Chicago)

HEAD ATHLETIC TRAINER

Colin Diment (Michigan)

STRENGTH & CONDITIONING COACH/MASSAGE THERAPIST/EQUIPMENT MANAGER

Misha Cavaye (Cal State-Northridge)



THE G LEAGUE

38	G League Directory
39	Key Dates
40	2018-19 Final Standings
41	2018-19 Team Statistics
43	2018-19 Highs/Lows
44	Champions by Year
44	NBAGL Award Winners
45	2019 Draft
46	Single-Game Bests

The image shows a close-up of a black chair backrest in a basketball arena. The chair features the NBA G League logo in white. The logo consists of the silhouette of a basketball player in mid-air, holding a ball, enclosed in a white outline. To the right of the silhouette, the words "NBA G LEAGUE" are printed in a bold, white, sans-serif font. The "G" is stylized with a lightning bolt through it. The background is slightly blurred, showing the arena floor and other chairs.



NBA G LEAGUE

Olympic Tower
645 5th Avenue
New York, NY 10022
(212) 407-8000 / www.gleague.nba.com
Media Relations Contacts: Joanna Shapiro (jshapiro@nba.com)
Sam Hoffman (shoffman@nba.com)

Agua Caliente Clippers of Ontario

Tel: (909) 406-9090
Arena: Toyota Arena
Media Relations Contact: Colette Garcia (cgarcia@clippers.com)
Website: www.aguacalientecippers.com
NBA Affiliation: LA Clippers

Austin Spurs

Tel: (512) 236-8333; Fax: (512) 236-8444
Arena: H-E-B Center at Cedar Park
Media Relations Contact: Perri Travillion (ptravillion@atcenter.com)
Website: www.austinspurs.com
NBA Affiliation: San Antonio

Canton Charge

Tel: (866) 444-1944; Fax: (330) 489-1703
Arena: Canton Memorial Civic Center
Media Relations Contact: Sean Wyatt (swyatt@cantoncharge.com)
Website: www.cantoncharge.com
NBA Affiliation: Cleveland

Capital City Go-Go

Tel: (202) 318-5278
Arena: Entertainment & Sports Arena
Media Relations Contact: Matt Quinn (mquinn@monumentalsports.com)
Website: www.CapitalCityGoGo.com
NBA Affiliation: Washington

College Park Skyhawks

Tel: (404) 878-3800
Arena: Gateway Center Arena
Media Relations Contact: Alli Ehrhardt (alli.ehrhardt@cpskyhawks.com)
Website: www.cpskyhawks.com
NBA Affiliation: Atlanta

Delaware Blue Coats

Tel: (302) 504-7587; Fax: (302)351-5370
Arena: 76ers Fieldhouse
Media Relations Contact: Matt Murphy (mmurphy@76ers.com)
Website: www.sixers.com/bluecoats
NBA Affiliation: Philadelphia

Erie BayHawks

Tel: (814) 790-5604; Fax: (814) 790-5608
Arena: Erie Insurance Arena
Media Relations Contact: Michael Somrak (michael.somrak@nbaerie.com)
Website: www.nbaerie.com
NBA Affiliation: New Orleans

Fort Wayne Mad Ants

Tel: (260) 469-4667
Arena: Allen County War Memorial Coliseum
Media Relations Contact: Ryan Stevens (rstevens@ftwaynemadants.com)
Website: www.ftwaynemadants.com
NBA Affiliation: Indiana

Grand Rapids Drive

Tel: (844) 473-7483
Arena: DeltaPlex Arena
Media Relations Contact: Rob Johnson (rjohnson@nbagrandrapids.com)
Website: www.nbagrandrapids.com
NBA Affiliation: Detroit

Greensboro Swarm

Tel: (336) 907-3600
Arena: Fieldhouse at the Greensboro Coliseum Complex
Media Relations Contact: Justin Trujillo (jtrujillo@gswarm.com)
Website: www.gswarm.com
NBA Affiliation: Charlotte

Iowa Wolves

Tel: (515) 564-8550; Fax: (515) 564-8551
Arena: Wells Fargo Arena
Media Relations Contact: Seth Nutting (seth.nutting@iawolves.com)
Website: www.iawolves.com
NBA Affiliation: Minnesota

Lakeland Magic

Tel: (863) 825-3258; Fax: (863) 825-3279
Arena: RP Funding Center
Media Relations Contact: Ashley Foss (afoss@lakelandmagic.com)
Website: www.lakelandmagic.com
NBA Affiliation: Orlando

Long Island Nets

Tel: (718) 215-2299; Fax: (718) 522-3544
Arena: NYCB Live's Nassau Veterans Mem. Coliseum
Media Relations Contact: Megan Walsh (mwalsh@brooklynets.com)
Website: www.longislandnets.com
NBA Affiliation: Brooklyn

Maine Red Claws

Tel: (207) 210-6655; Fax: (207) 210-6659
Arena: Portland Exposition Building
Media Relations Contact: Evans Boston (eboston@maineredclaws.com)
Website: www.maineredclaws.com
NBA Affiliation: Boston

Memphis Hustle

Tel: (901) 205-1234; Fax: (901) 205-1244
Arena: Landers Center
Media Relations Contact: Geoff Langham (glangham@grizzlies.com)
Website: www.memphishustle.com
NBA Affiliation: Memphis

Northern Arizona Suns

Tel: (928) 772-7867
Arena: Findlay Toyota Center
Media Relations Contact: Jake Withee (jwithee@nazsuns.com)
Website: www.nazsuns.com
NBA Affiliation: Phoenix

Oklahoma City Blue

Tel: (405) 208-4800; Fax: (405) 429-7900
Arena: Cox Convention Center
Media Relations Contact: Laila Wani (lwani@okthunder.com)
Website: www.oklahomacityblue.com
NBA Affiliation: Oklahoma City

Raptors 905

Tel: (416) 815-5600 Fax: (416) 357-9205
Arena: Paramount Fine Foods Centre
Media Relations Contact: Stefano Toniutti (stefano.toniutti@mlse.com)
Website: www.raptors905.com
NBA Affiliation: Toronto

Rio Grande Valley Vipers

Tel:(956) 972-1144; Fax: (956) 972-1150
Arena: Bert Ogden Arena
Media Relations Contact: Amairani Ramirez (mediarelations@rgvipers.com)
Website: www.rgvipers.com
NBA Affiliation: Houston

Salt Lake City Stars

Tel: (801) 325-2500
Arena: Lifetime Activities Center – Bruin Arena
Media Relations Contact: Olivia Hill (olivia.hill@utahjazz.com)
Website: www.slstars.com
NBA Affiliation: Utah

Santa Cruz Warriors

Tel: (831) 731-4396; Fax: (831) 466-3201
Arena: Kaiser Permanente Arena
Media Relations Contact: Massimo Degaudenzi (massimo@santacruzbasketball.com)
Website: www.santacruzbasketball.com
NBA Affiliation: Golden State

Sioux Falls Skyforce

Tel: (605) 332-0605
Arena: Sanford Pentagon
Media Relations Contact: Matt Dykstra (mdykstra@skyforceonline.com)
Website: www.skyforceonline.com
NBA Affiliation: Miami

South Bay Lakers

Tel: (310) 426-6000; Fax: (310) 426-6031
Arena: UCLA Health Training Center
Media Relations Contact: Noah Camarena (ncamarena@sb-lakers.com)
Website: www.sblakers.com
NBA Affiliation: Los Angeles Lakers

Stockton Kings

Tel: (888) 465-7209
Arena: Stockton Arena
Media Relations Contact: Sabrena Hernandez (shernandez@stocktonkings.com)
Website: www.stocktonkings.com
NBA Affiliation: Sacramento

Texas Legends

Tel: (214) 469-0822; Fax: (214) 469-0823
Arena: Comerica Center
Media Relations Contact: Britney Wynn (bwynn@texlegends.com)
Website: www.texlegends.com
NBA Affiliation: Dallas

Westchester Knicks

Tel: (914) 559-6888
Arena: Westchester County Center
Media Relations Contact: Ajah Hawley-Alexander (ajah.hawley-alexander@msg.com)
Website: www.westchesterknicks.com
NBA Affiliation: New York

Windy City Bulls

Tel: (847) 396-7070
Arena: Sears Centre Arena
Media Relations Contact: Joe Kessenich (jksessenich@bulls.com)
Website: www.windycitybulls.com
NBA Affiliation: Chicago

Wisconsin Herd

Tel: (920) 233-4374; Fax: (920) 744-0238
Arena: Menominee Nation Arena
Media Relations Contact: Eric Kohlbeck (ekohlbeck@bucks.com)
Website: www.wisconsinherd.com
NBA Affiliation: Milwaukee



2019

August 28	NBA G League Expansion Draft
Aug 31 - Oct 6	NBA G League local player tryouts
October 21	Rosters set for NBA Opening Day (5 p.m. ET)
October 22	Start of the 2019-20 NBA Regular Season (NBA Tip-Off 2019)
October 26	2019-20 NBA G League Draft (1 p.m. ET)
Oct 28 - Nov 7	NBA G League training camps
November 7	Rosters set for NBA G League Opening Day (5 p.m. ET)
November 8	NBA G League regular season begins

2020

January 5	NBA 10-day contracts may now be signed
January 10	All standard NBA contracts are guaranteed for the remainder of the season
January 15	Last day to sign NBA Two-Way contracts
January 20	NBA Two-Way contracts are guaranteed for the remainder of the season
February 6	NBA Trade Deadline (3 p.m. ET)
February 14-16	NBA All-Star 2020 (Chicago, IL)
February 27	NBA G League Trade Deadline (3 p.m. ET)
March 1	NBA Playoff Eligibility Waiver Deadline
March 28	NBA G League regular season ends
March 31	Earliest possible start date for NBA G League Playoffs
April 15	NBA Regular Season ends
April 17	NBA Rosters set for NBA Playoffs 2020 (3 p.m. ET)
	NBA G League Finals latest possible date
April 18	NBA Playoffs 2020 begin
May 19	NBA Draft Lottery 2020 (Chicago)
May 21-24	NBA Draft Combine 2020 (Chicago)
June 25	NBA Draft 2020

2018-19 FINAL STANDINGS

EASTERN CONFERENCE

ATLANTIC DIVISION

TEAM	W	L	PCT	GB	HOME	ROAD	LAST-10	STREAK
Long Island	34	16	.680	0	19-6	15-10	9-1	W3
Westchester	29	21	.580	5	16-9	13-12	6-4	L1
Raptors	29	21	.580	5	13-12	16-9	5-5	L2
Delaware	21	29	.420	13	13-12	8-17	4-6	W1
Maine	19	31	.380	15	11-14	8-17	2-8	L4

CENTRAL DIVISION

TEAM	W	L	PCT	GB	HOME	ROAD	LAST-10	STREAK
Grand Rapids	28	22	.560	0	14-11	14-11	8-2	W2
Windy City	27	23	.540	1	15-10	12-13	6-4	L3
Fort Wayne	23	27	.460	5	14-11	9-16	4-6	L1
Canton	22	28	.440	6	10-15	12-13	5-5	W1
Wisconsin	12	38	.240	16	8-17	4-21	2-8	L4

SOUTHEAST DIVISION

TEAM	W	L	PCT	GB	HOME	ROAD	LAST-10	STREAK
Lakeland	32	18	.640	0	18-7	14-11	7-3	W4
Capital City	25	25	.500	7	14-11	11-14	4-6	W1
Greensboro	24	26	.480	8	10-15	14-11	4-6	W1
Erie	24	26	.480	8	17-8	7-18	5-5	W3

WESTERN CONFERENCE

MIDWEST DIVISION

TEAM	W	L	PCT	GB	HOME	ROAD	LAST-10	STREAK
Oklahoma City	34	16	.680	0	17-8	17-8	9-1	W4
Memphis	28	22	.560	6	16-9	12-13	6-4	L1
Sioux Falls	24	26	.480	10	13-12	11-14	1-9	L1
Iowa	20	30	.400	14	13-12	7-18	4-6	L1

SOUTHWEST DIVISION

TEAM	W	L	PCT	GB	HOME	ROAD	LAST-10	STREAK
Rio Grande V	34	16	.680	0	18-7	16-9	7-3	W2
Salt Lake City	27	23	.540	7	15-10	12-13	6-4	W1
Austin	20	30	.400	14	13-12	7-18	4-6	L2
Texas	16	34	.320	18	14-11	2-23	2-8	L2

PACIFIC DIVISION

TEAM	W	L	PCT	GB	HOME	ROAD	LAST-10	STREAK
Santa Cruz	34	16	.680	0	20-5	14-11	6-4	W3
Stockton	30	20	.600	4	18-7	12-13	5-5	L1
Agua Caliente	26	24	.520	8	14-11	12-13	5-5	L2
South Bay	21	29	.420	13	13-12	8-17	6-4	L2
No. Arizona	12	38	.240	22	7-18	5-20	3-7	W1



2018-19 NBA G LEAGUE TEAM STATISTICS

FINAL TEAM STATISTICS

TEAM	POINTS PER GAME		FIELD GOAL PERCENTAGE		TURNOVERS PER GAME		REBOUND PERCENTAGES			BELOW 100 PTS.		OVERTIME GAMES		DECIDED > 3 PTS.		DECIDED <10 PTS.	
	OWN	OPP	OWN	OPP	OWN	OPP	OFF	DEF	TOT	OWN	OPP	W	L	W	L	W	L
Agua Caliente	112.0	111.6	.479*	.470	16.8	13.2	.264	.734	.499	5	9	2	0	2	5	15	13
Austin	106.9	111.7	.465	.470	18.4	15.4	.298	.740	.519	14	10	0	1	2	3	8	18
Canton	105.5	108.6	.456	.464	14.7	16.6	.218	.744	.481	14	10	3	1	6	1	8	18
Capital City	112.9	114.1	.463	.468	17.4	17.4	.244	.752	.498	4	2	3	3	6	4	9	14
Delaware	113.8	114.4	.456	.459	17.4	14.2	.267	.738	.502	5	5	0	3	3	3	11	9
Erie	116.9	115.2	.468	.449	16.8	17.3	.209	.739	.474	1	4	1	1	2	9	15	6
Fort Wayne	110.4	112.3	.444	.475	16.0	15.8	.301	.727	.514	10	7	2	0	3	4	10	17
Grand Rapids	109.9	108.2	.444	.445	16.0	17.5	.263	.749	.506	11	10	1	2	5	4	12	9
Greensboro	109.1	110.0	.446	.447	15.9	17.0	.224	.762	.493	10	10	3	1	7	5	9	13
Iowa	112.5	114.4	.462	.479	13.5*	15.6	.215	.747	.481	5	4	2	3	1	8	8	15
Lakeland	110.4	107.0	.467	.462	15.1	16.9	.240	.757	.499	8	13	0	0	4	2	19	9
Long Island	117.7*	113.5	.451	.451	17.8	14.6	.293	.801*	.547*	4	5	0	1	3	5	17	5
Maine	106.9	109.7	.454	.449	15.3	13.8	.217	.772	.494	15	9	2	5	4	6	6	13
Memphis-GLG	114.2	110.6	.476	.451	16.5	17.1	.247	.733	.490	8	11	2	1	4	5	18	10
Northern Arizona	102.5	109.2	.444	.459	17.6	16.6	.227	.736	.481	21	12	0	1	4	4	4	21
Oklahoma City	114.1	108.8	.478	.447	16.7	18.0	.266	.746	.506	4	9	1	1	4	5	20	8
Raptors 905	112.0	108.0	.444	.452	15.4	16.9	.245	.754	.500	4	12	0	2	6	5	14	7
Rio Grande Valley	114.5	110.5	.454	.448	19.7	17.5	.314*	.734	.524	9	12	2	0	6	1	13	9
Salt Lake City	110.5	107.5	.463	.458	16.5	17.2	.262	.770	.516	10	11	2	3	1	4	14	7
Santa Cruz	105.5	101.7*	.457	.450	17.0	19.7*	.278	.771	.524	15	19	0	0	7	4	14	7
Sioux Falls	115.3	115.3	.473	.466	17.4	17.3	.227	.726	.477	4	5	1	0	1	3	14	14
South Bay	110.3	113.4	.452	.447	17.4	17.9	.277	.747	.512	11	7	0	2	5	6	7	12
Stockton	111.9	110.8	.453	.451	16.9	16.0	.259	.755	.507	6	10	2	2	7	1	11	8
Texas	110.1	115.5	.451	.478	15.4	17.2	.248	.722	.485	8	2	1	0	5	2	7	16
Westchester	108.5	106.0	.471	.425*	15.6	15.4	.236	.768	.502	12	19	3	4	5	5	15	7
Windy City	107.1	106.7	.451	.449	13.8	15.5	.177	.771	.474	15	12	2	0	6	0	14	13
Wisconsin	110.0	117.4	.447	.474	16.0	15.5	.246	.735	.490	9	3	2	0	4	9	4	18
COMPOSITE: 675 games	110.8		.458		16.4		.250	.750		242	242	37		113		316	

REBOUND PERCENTAGES

OFF. (Percentage of a given team's missed shots which that team rebounds)

DEF. (Percentage of opponents' missed shots which a given team rebounds)

TOT. (Average of offensive and defensive rebound percentages)

* League Leader

TEAM'S STATISTICS (PER GAME RANK WITHIN LEAGUE)

	ACC	AUS	CTN	CAP	DEL	ERI	FWN	GRD	GBQ	IWA	LAK	LIN	MNE	MHU	NAS	OKL	RAP	RGV	SLC	SOW	SXF	SBL	STO	TEX	WES	WCB	IWS
PTS	10	24	26	8	7	2	14	19	20	9	15	1	23	5	27	6	11	4	13	25	3	16	12	17	21	22	18
FG%	1	8	14	9	13	6	24	27	23	11	7	19	15	3	25	2	26	16	10	12	4	18	17	21	5	20	22
FT%	16	26	18	3	13	6	2	9	21	10	1	5	24	4	15	20	8	27	11	19	12	23	7	25	14	17	22
3FG%	6	16	11	3	7	21	10	12	22	9	1	26	20	2	18	23	15	19	5	25	4	24	8	14	13	17	27
OR	15	5	23	16	7	26	2	8	18	24	20	3	24	17	21	11	13	1	14	6	22	4	10	12	19	27	9
DR	14	27	23	19	7	4	23	13	3	21	1	5	15	25	11	9	8	17	20	16	18	10	26	2	6	12	
REB	16	19	26	20	3	13	6	8	5	25	22	1	14	17	27	12	11	2	18	15	23	9	10	24	4	21	7
AST	8	20	23	19	7	1	20	24	22	25	10	2	13	15	18	6	16	3	11	17	5	4	9	27	14	12	26
STL	26	23	14	11	25	4	15	9	17	24	5	22	27	7	12	2	8	3	19	1	12	10	17	6	20	20	16
TO	17	26	3	21	20	16	10	11	9	1	4	25	5	13	24	15	6	27	14	19	23	21	18	7	8	2	11
BLK	25	1	16	19	3	8	22	12	13	23	26	24	6	4	27	6	5	2	9	11	14	20	18	15	10	21	17
PF	4	23	5	14	12	24	2	16	3	7	8	18	10	26	25	13	19	21	17	21	20	9	27	11	15	6	1

2018-19 NBA G LEAGUE TEAM STATISTICS

2018-19 FINAL TEAM STATISTICS

TEAM	FIELD GOALS			3-PT FG'S			FREE THROWS			REBOUNDS				MISCELLANEOUS				SCORING		
	MADE	ATT.	PCT.	MADE	ATT.	PCT.	MADE	ATT.	PCT.	OFF.	DEF.	TOT.	AST	PF	DQ	STL	TO	BLK	PTS	AVG
LIN	2131	4723	451	527	1641	321	1094	1411	775	700	1990	2690	1329	1052	11	379	892	213	5883	117.7
Erie	2135	4563	468	617	1831	337	958	1238	774	484	1810	2294	1348	1119	10	438	839	287	5845	116.9
SXF	2066	4365	473	626	1701	368	1008	1348	748	498	1670	2168	1265	1085	16	438	871	262	5766	115.3
RGV	2097	4621	454	728	2131	362	805	1148	701	737	1740	2477	1323	1110	17	468	983	371	5727	114.5
MHU.	2142	4503	476	550	1465	375	874	1125	777	541	1694	2235	1162	1126	7	464	826	315	5708	114.2
Okla.	2115	4428	478	545	1630	334	929	1276	728	584	1715	2299	1260	1034	10	495	837	288	5704	114.1
Del.	2086	4570	456	735	2036	361	784	1052	745	618	1759	2377	1242	1033	14	367	869	332	5691	113.8
Cap.	2060	4447	463	576	1567	372	949	1221	777	543	1656	2199	1127	1041	11	441	870	235	5645	112.9
Iowa	2093	4511	462	537	1508	356	923	1208	764	493	1648	2141	1091	999	8	374	673	215	5626	112.5
ACC	2018	4399	479	566	1564	362	819	1111	737	563	1698	2261	1218	964	9	346	841	207	5601	112.0
Rob.	2018	4545	444	622	1796	346	941	1222	770	575	1732	2307	1160	1075	6	463	768	298	5599	112.0
Stoc.	2047	4522	453	613	1714	358	888	1150	772	586	1730	2316	1214	1154	16	404	847	247	5595	111.9
S.L.C.	2025	4377	463	603	1648	366	871	1162	750	568	1661	2229	1187	1050	5	402	827	286	5524	110.5
FWN	2047	4604	444	557	1590	350	868	1107	784	707	1614	2321	1121	933	7	420	798	224	5519	110.4
Lake.	2042	4369	467	624	1650	378	810	1030	786	522	1648	2170	1201	1008	10	477	755	201	5518	110.4
SBL	2100	4641	452	529	1591	332	787	1089	723	657	1660	2317	1295	1015	6	444	870	232	5516	110.3
Texas	2025	4493	451	510	1472	346	946	1322	716	577	1588	2165	1069	1029	6	473	772	261	5506	110.1
Wisc.	2066	4625	447	640	1548	297	910	1257	724	607	1713	2320	1070	907	5	417	802	251	5502	110.0
GRD	2030	4577	447	596	1714	368	860	1099	766	613	1706	2319	1100	1048	2	453	802	270	5496	109.9
GBD	2041	4577	446	545	1619	337	830	1145	725	538	1817	2355	1115	957	5	404	795	263	5457	109.1
West.	2081	4418	471	422	1216	347	841	1130	744	526	1842	2368	1174	1047	5	397	779	283	5425	108.5
WCB	1982	4396	451	598	1732	345	793	1076	737	407	1775	2182	1184	904	6	397	688	226	5355	107.1
Maine	2015	4438	454	607	1789	339	708	986	718	493	1791	2284	1181	1023	12	336	765	288	5345	106.9
Aus.	2003	4445	465	648	1754	366	825	1112	711	640	1579	2192	1112	1112	9	336	818	292	5344	106.8
SCW	2048	4477	457	436	1324	329	744	1018	731	631	1652	2283	1156	1110	13	541	849	275	5276	105.5
CTN.	2005	4397	456	479	1377	348	786	1071	734	495	1614	2109	1108	984	6	437	736	259	5275	105.5
NAS.	1901	4278	444	550	1609	342	771	1039	742	507	1599	2106	1118	1122	10	438	880	191	5123	102.5

2018-19 FINAL OPPONENT STATISTICS

TEAM	FIELD GOALS			3-PT FG'S			FREE THROWS			REBOUNDS				MISCELLANEOUS				SCORING		
	MADE	ATT.	PCT.	MADE	ATT.	PCT.	MADE	ATT.	PCT.	OFF.	DEF.	TOT.	AST	PF	DQ	STL	TO	BLK	PTS	AVG
SCW	1856	4121	450	506	1550	326	868	1206	720	492	1639	2131	1134	1018	8	417	985	303	5086	101.7
West.	1916	4505	425	575	1675	343	845	1150	735	556	1703	2259	1123	998	8	402	771	228	5252	105.0
WCB	1978	4445	449	556	1623	343	784	1087	721	526	1890	2416	1216	911	6	385	776	320	5336	106.7
Lake.	1966	4252	462	569	1596	357	849	1125	755	528	1649	2177	1089	976	10	376	843	212	5350	107.0
S.L.C.	1961	4283	458	602	1691	356	853	1152	740	495	1604	2099	1177	1087	12	423	860	274	5377	107.5
Rap.	2014	4457	452	484	1500	323	889	1193	745	565	1771	2336	1148	1078	5	395	844	289	5401	108.0
GRD	1965	4419	445	595	1647	361	887	1156	767	573	1721	2294	1165	1023	6	428	874	275	5412	108.2
CTN.	2013	4338	464	554	1635	339	848	1084	782	555	1773	2328	1182	978	8	391	832	241	5428	108.6
Okla.	1995	4459	447	627	1752	358	825	1123	735	584	1614	2198	1202	1074	8	403	898	250	5442	108.8
SCW	1968	4287	459	576	1606	359	848	1282	739	573	1731	2304	1140	1022	7	450	828	241	5460	109.2
Maine	2026	4509	449	557	1647	338	874	1178	742	530	1778	2308	1135	922	7	403	688	209	5483	109.7
GBD	2051	4584	447	634	1817	349	766	1078	711	567	1862	2429	1228	1018	16	412	848	274	5502	110.0
RGV	2053	4580	448	523	1600	327	897	1199	748	632	1613	2245	1185	993	7	515	876	269	5526	110.5
MHU.	2005	4448	451	515	1522	336	1006	1313	766	617	1647	2264	1054	1074	11	422	856	260	5531	110.6
Stoc.	2032	4509	451	560	1637	342	914	1228	744	560	1673	2233	1161	1061	5	416	799	306	5538	110.8
ACC	2171	4620	470	452	1351	335	788	1050	750	615	1573	2188	1115	1022	7	432	659	226	5582	111.6
Aus.	2065	4394	470	516	1393	370	941	1233	763	557	1509	2066	1153	1116	10	500	770	222	5587	111.7
FWN	2142	4512	475	545	1581	346	787	1025	768	605	1638	2243	1128	1023	5	405	789	275	5616	112.3
SBL	2077	4444	467	645	1835	351	870	1168	745	561	1712	2273	1302	1021	6	490	897	317	5669	113.4
LIN	2189	4850	451	511	1540	332	787	1035	760	494	1691	2185	1068	1207	16	453	732	307	5676	113.5
Cap.	2091	4469	468	636	1702	374	889	1177	755	545	1683	2228	1300	1110	10	460	871	288	5707	114.1
Iowa	2155	4496	479	598	1627	368	811	1118	725	559	1805	2364	1205	1049	11	354	772	275	5719	114.4
Del.	2153	4689	459	528	1488	355	888	1168	760	624	1698	2322	1193	941	6	474	710	266	5722	114.4
Erie	2086	4647	449	572	1683	340	1015	1358	747	638	1832	2470	1228	1075	11	434	864	296	5759	115.2
SXF	2147	4604	466	552	1603	344	918	1234	744	630	1694	2324	1214	1157	11	480	865	239	5764	115.3
Texas	2154	4502	478	600	1736	346	869	1174	740	610	1747	2357	1337	1100	15	406	861	269	5777	115.5
Wisc.	2250	4746	474	618	1690	366	751	996	754	619	1859	2478	1310	1075	12	426	776	221	5869	117.4



POINTS PER GAME

	G	FG	FT	PTS	AVG
Loyd, RAP	41	308	218	924	22.5
Johnson-Odom, IWA	46	359	227	1033	22.5
Lucas, Stoc-GRD	38	303	131	829	21.8
Thornton, GRD	35	276	94	753	21.5
Dozier, MNE	46	379	139	970	21.1
Lemon, MNE-WCB	43	372	116	898	20.9
Williams, LIN	41	307	181	812	19.8
Musa, LIN	36	243	134	702	19.5
Nunn, SCW	49	375	114	948	19.3
Macon, TEX	41	260	192	780	19.0

REBOUNDS PER GAME

	G	OFF	DEF	TOT	AVG
Delgado, ACC	44	176	472	648	14.7
Williams, LIN	41	135	394	529	12.9
Onuaku, GBO	44	135	414	549	12.5
Cooke, NAS-RAP	45	202	244	446	9.9
Jones, SBL	47	161	290	451	9.6

ASSISTS PER GAME

	G	AST	AVG
Lemon, MNE-WCB	43	360	8.4
Machado, SBL	45	362	8.0
Chiozza, CAP-RGV	47	365	7.8
Smith, GRD	45	334	7.4
Gaddy, OKL	49	361	7.4

STEALS PER GAME

	G	STL	AVG
Chiozza, CAP-RGV	47	91	1.94
Pointer, CTN	41	76	1.85
Loyd, RAP	41	74	1.80
Lemon, MNE-WCB	43	74	1.72
Petrucelli, LAK	47	80	1.70

SINGLE GAME HIGHS & LOWS - TEAMS

Field Goals	62	Canton vs. LIN, 12/6
Fewest Field Goals	24	Wisconsin at WES, 11/23
FG Attempts	117	Wisconsin at LIN, 3/23
Fewest FG Attempts	65	Canton vs. SCW 12/22
Field Goal Pct.	.621	Oklahoma City at IWA, 1/6
Lowest Field Goal Pct.	.258	Windy City at WES, 11/27
3-Pt Field Goals	27	Erie vs. GBO 12/4
3-Pt FG Attempts	62	RGV at IWA, 3/3 (OT)
3-Pt. FG Pct.	.750	SLC vs. WES, 1/14
Free Throws	41	Memphis vs. WCB, 12/10
Fewest Free Throws	2	Austin at IWA, 3/13
FT Attempts	51	Canton vs. ERI, 11/10
Fewest FT Attempts	3	WES at FWN, 12/13
Free Throw Pct.	1.000	8x, SXF at RGV, 3/23
Lowest Free Throw Pct.	.250	Maine vs. LIN, 1/10
Off. Rebounds	25	FWN vs. ERI, 1/11
Fewest Off. Rebounds	0	SXF vs. SCW, 1/22
Def. Rebounds	52	WES vs. WCB, 11/27
Def. Rebounds	52	GBO at WCB, 1/12
Fewest Def. Rebounds	19	3x, NAS at SCW, 12/30
Rebounds	66	Erie vs. MNE, 2/13 (OT)
Rebounds	66	LIN at RAP, 11/9
Rebounds	66	OKL vs. TEX, 11/11
Fewest Rebounds	23	OKL at SLC, 1/28
Assists	42	Erie vs. WIS, 12/1
Fewest Assists	10	Maine vs. WES, 11/2
Personal Fouls	38	Erie at CTN, 11/10
Fewest Personal Fouls	7	Texas at STO, 11/26
Fewest Personal Fouls	7	Wisconsin at MNE, 12/14
Steals	20	Canton vs. WES, 11/14
Turnovers	32	SLC at SBL, 11/18
Fewest Turnovers	5	SLC vs. STO, 1/16
Fewest Turnovers	5	Windy City vs. CAP, 2/5
Blocks	18	Austin at SLC, 12/11
Points	152	SXF vs. SBL, 11/23
Fewest Points	71	Lakeland at WCB, 11/2

BLOCKS PER GAME

	G	BLK	AVG
Brimah, AUS	47	144	3.06
Pelle, DEL	36	104	2.89
Hamilton, GRD	49	122	2.49
Putney, SXF	40	95	2.38
Moore, MHU	50	87	1.74

MINUTES PER GAME

	G	MIN	AVG
Loyd, RAP	41	1459	35.6
N. Johnson, AUS-WIS	37	1315	35.5
Dozier, MNE	46	1622	35.3
Johnson-Odom, IWA	46	1597	34.7
Macon, TEX	41	1413	34.5

FIELD GOAL %

	FG	FGA	PCT
Eubanks, AUS	215	331	.650
Moore, MHU	191	300	.637
Hartenstein, RGV	203	324	.627
Delgado, ACC	352	572	.615
Warrick, IWA	187	305	.613

FREE THROW %

	FT	FTA	PCT
Hannahs, MHU	112	121	.926
Jenkins, WES-CAP	84	92	.913
Machado, SBL	167	186	.898
Simmons, CTN	104	116	.897
Gillon, ERI-GBO	201	228	.882

3-PT FIELD GOAL %

	3FG	3GA	PCT
Hornsby, TEX	83	171	.485
Robinson, SXF	157	324	.485
Dunham, CAP	79	171	.462
Randolph, CTN	96	213	.451
Bennett, ACC	53	118	.449

SINGLE GAME HIGHS - PLAYERS

Minutes	48	Moore, IWA vs. MHU, 2/2 (OT)
Minutes	48 (7x)	Purvis, SXF vs. SLC, 3/15
Field Goals	19	Hunter, ERI vs. DEL, 12/29
FG Attempts	33	Poythress, ERI vs. MNE, 2/13
FG Attempts	33 (4x)	T. Williams, STO vs. CAP, 3/23
3-Pt Field Goals	13	Harvey, MHU at IWA, 2/2 OT
3-Pt Field Goals	11	Thornton, GRD vs. ERI, 2/20
3-Pt. Field Goal Attempts	20	House, SXF at OKL, 2/20 OT
3-Pt. Field Goal Attempts	17 (5x)	Robinson, SXF at OKL, 3/19
Free Throws	18	Motley, ACC vs. ERI, 12/13
Free Throws	18	Gray, FWN at LAK, 2/13
FT Attempts	22	Motley, ACC vs. ERI, 12/13
Off. Rebounds	12	Davis, OKL vs. IWA, 11/23
Def. Rebounds	23	Delgado, ACC vs. OKL, 1/4
Rebounds	31	Delgado, ACC vs. OKL, 1/4
Assists	20	S. Scott, LIN vs. ERI, 1/2
Assists	20	Chiozza, RGV at AUS, 2/28
Steals	8 (3x)	Evans, NAS vs. STO, 12/8
Turnovers	11	Pinson, LIN at WIS, 12/28
Turnovers	11	Machado, SBL vs. SCW, 3/18
Blocks	8	Brimah, AUS at SLC, 12/11
Points	58	Harvey, MHU at IWA, 2/2 OT
Points	54	McRae, CAP vs. MNE, 1/18

NBA G LEAGUE CHAMPION BY YEAR / AWARD WINNERS

NBA G LEAGUE CHAMPIONS BY YEAR

SEASON	CHAMPION	COACH	OPPONENT	W/L:	GAME 1	GAME 2	GAME 3
2001-02	Greenville Groove*	Milton Barnes	North Charleston*	2-0	81-63	75-68	---
2002-03	Mobile Revelers*	Sam Vincent	Fayetteville Patriots*	2-1	92-82	71-77	75-72
2003-04	Asheville Altitude^	Joey Meyer	Huntsville Flight^	1-0#	108-106 (OT)	---	---
2004-05	Asheville Altitude^	Joey Meyer	Columbus Riverdragons^	1-0#	90-67	---	---
2005-06	Albuquerque Thunderbirds^	Michael Cooper	Fort Worth Flyers^	1-0#	119-108	---	---
2006-07	Dakota Wizards^	Dave Joerges	Colorado 14ers^	1-0#	129-121 (OT)	---	---
2007-08	Idaho Stampede^	Bryant Gates	Austin Toros	2-1	89-95	90-89	108-101
2008-09	Colorado 14ers^	Bob MacKinnon	Utah Flash^	2-0	133-131	123-104	---
2009-10	Rio Grande Valley Vipers	Chris Finch	Tulsa 66ers^	2-0	136-131	94-91	---
2010-11	Iowa Energy	Nick Nurse	Rio Grande Valley Vipers	2-1	101-109	113-94	122-110
2011-12	Austin Toros	Brad Jones	Los Angeles D-Fenders	2-1	101-109	113-94	122-110
2012-13	Rio Grande Valley Vipers	Nick Nurse	Santa Cruz Warriors	2-0	112-102	102-91	---
2013-14	Rio Grande Valley Vipers	Conner Henry	Santa Cruz Warriors	2-0	102-92	119-113	---
2014-15	Santa Cruz Warriors	Casey Hill	Fort Wayne Mad Ants	2-0	119-115	109-96	---
2015-16	Sioux Falls Skyforce	Dan Craig	Los Angeles D-Fenders	2-1	104-99	102-109	91-63
2016-17	Raptors 905	Jerry Stackhouse	Rio Grande Valley Vipers	2-1	106-119	95-85	122-96
2017-18	Austin Spurs	Blake Ahearn	Raptors 905	2-0	105-93	98-76	---
2018-19	Rio Grande Valley Vipers	Joseph Blair	Long Island Nets	2-1	107-117	127-116	129-112

NBA G LEAGUE AWARD WINNERS

MOST VALUABLE PLAYER			MOST IMPROVED PLAYER			DEFENSIVE PLAYER OF THE YEAR		
2002	Ansu Sesay	GRE*	2010	Mildon Ambres	IDA*	2002	Jeff Myers	GRE*
2003	Devin Brown	FAY*	2011	Dar Tucker	NM^	2003	Mikki Moore	ROA*
2004	Tierre Brown	CHS*	2012	Kenny Hayes	MNE	2004	Karim Shabazz	CHS*
2005	Matt Carroll	ROA*	2013	Cameron Jones	SCW	2005	Derrick Zimmerman	CLB^
2006	Marcus Fizer	AUS	2014	Frank Gaines	MNE	2006	Derrick Zimmerman	AUS
2007	Randy Livingston	IDA^	2015	Joe Jackson	BAK^	2007	Renaldo Major	DAK^
2008	Kasib Powell	SXF	2016	Axel Toupane	RAP	2008	Stephane Lasme	LAD
2009	Courtney Sims	IWA	2017	Devondrick Walker	DEL		Mouhammed Sene	IDA^
2010	Mike Harris	RGV	2018	DeQuan Jones	FWN	2009	Brent Petway	IDA^
2011	Curtis Stinson	IWA	2019	Michael Frazier	RGV	2010	Greg Siesmsma	SXF
2012	Justin Dentmon	AUS	JASON COLLIER SPORTSMANSHIP AWARD			2011	Chris Johnson	DAK^
2013	Andrew Goudelock	RGV	2006	Ime Udoka	FWN	2012	Stefhon Hannah	DAK^
2014	Othys Jeffers	IWA	2007	Roger Powell	ARK*	2013	Stefhon Hannah	DAK^
	Ron Howard	FWN	2008	Bill Thomas	COL^	2014	DeAndre Liggins	SXF
2015	Tim Frazier	MNE	2009	Will Conroy	ALB^	2015	Aaron Craft	SCW
2016	Jarnell Stokes	SXF	2010	Andre Ingram	UTA^	2016	DeAndre Liggins	SXF
2017	Vander Blue	LAD	2011	Larry Owens	TUL^	2017	Edy Tavares	RAP
2018	Lorenzo Brown	RAP	2012	Moses Ehambe	IWA	2018	Landry Nnoko	GRD
2019	Chris Boucher	RAP	2013	Ron Howard	FWN	2019	Chris Boucher	RAP
			2014	Ron Howard	FWN	COACH OF THE YEAR		
			2015	Renaldo Major	BAK^	2007	Bryan Gates	IDA^
			2016	Scott Suggs	RAP	2008	Bryan Gates	IDA^
			2017	Keith Wright	WES	2009	Quin Snyder	AUS
			2018	C.J. Williams	ACC	2010	Chris Finch	RGV
			2019	Gabe York	LAK	2011	Nick Nurse	IWA
						2012	Eric Musselman	LAD
						2013	Alex Jensen	CTN
						2014	Conner Henry	FWN
						2015	Scott Morrison	MNE
						2016	Dan Craig	SXF
						2017	Jerry Stackhouse	RAP
						2018	Mike Miller	WES
						2019	Will Weaver	LIN
						TEAM EXECUTIVE OF THE YEAR		
						2010	Jon Jennings	MNE
						2011	Bert Garcia	RGV
						2012	David Higdon	BAK^
						2013	Bill Boyce	TEX
						2014	Jeff Potter	FWN
						2015	Tim Salier	AUS
						2016	Mike Levy	CTN
						2017	Chris Murphy	SCW
						EXECUTIVE OF THE YEAR		
			2016	Adam Simon	SXF			
			2017	Mike Gansey	CTN			
			2018	Malik Rose	ERI			
			2019	Trajan Langdon	LIN			

*Denotes defunct franchise; ^Indicates franchise that has relocated; #From 2003-04 to 2006-07, the Finals consisted of a winner-take-all single game



FIRST ROUND

1. N. Arizona	Anthony Lawrence	F	Miami
2. Sioux Falls	Trey Mourning	F	Georgetown
3. Texas	Madit Tienny Dak	C	South Sudan
4. Westchester	Tyler Hall	G	Montana State
5. Iowa	Trevon Duval	G	Duke
6. Austin	Isaiah Reese	G	Canisius
7. Capital City	Jalen Hudson	G	Florida
8. South Bay	Sheldon Mac	G	Miami
9. Canton	Alan Herndon	F	Wyoming
10. Lakeland	Michale Kyser	F	Louisiana Tech
11. College Park	Cameron Lard	F	Iowa State
12. Canton	Alex Stein	G	Southern Indiana
13. College Park	Ronshad Shabazz	G	Appalachian State
14. Greensboro	Damajeo Wiggins	C	Bowling Green
15. N. Arizona	Keljin Blevins	G	Montana State
16. Erie	EC Matthews	G	Rhode Island
17. Stockton	Marcus Graves	G	Sacramento State
18. Fort Wayne	Hasheem Thabeet	C	UConn
19. Capital City	Matt Kenyon	G	Australia
20. Memphis	Shaquan Aaron	F	USC
21. N. Arizona	Jahmal McMurray	G	SMU
22. Westchester	Kerwin Roach II	G	Texas
23. Texas	Tra Holder	G	Arizona State
24. Lakeland	Ryan Holder	G	Northwestern
25. Oklahoma City	Wyatt Walker	F	NC State
26. South Bay	Kendarius Ash	G	Lane
27. Long Island	Miles Reynolds	G	Oklahoma
28. RGV	Kavin Gilder-Tilbury	F	Texas State

SECOND ROUND

1. N. Arizona	-	-	-
2. Wisconsin	Stephen Thompson	G	Oregon State
3. Wisconsin	Shannon Bogues	G	Stephen F.Austin
4. Maine	Wesley Person Jr.	G	Troy
5. N. Arizona	-	-	-
6. Sioux Falls	Brandon Randolph	G	Arizona
7. Salt Lake City	Shawn Oceus	G	Northeastern
8. Agua Caliente	Jaelan Sanford	G	Toledo
9. Austin	Kaleb Johnson	G	Georgetown
10. Long Island	Myles Stephens	G	Princeton
11. Wisconsin	-	-	-
12. South Bay	Chancellor Barnard	G	Binghamton
13. Santa Cruz	Vander Blue	G	Marquette
14. Capital City	Tre Kelley	G	South Carolina
15. Santa Cruz	Jordan Brangers	G	South Plains
16. Erie	Ryan Martin	F	Tennessee Tech
17. Salt Lake City	Kyle Castlin	G	Columbia
18. Delaware	Terrence Drisdom	G	CalPoly-Pomona
19. College Park	-	-	-
20. Memphis	Jimond Ivey	G	Akron
21. Memphis	Asauhn Dixon-Tatum	C	Auburn
22. Maine	TJ Lang	F	South Florida
23. Stockton	David Crisp	G	Washington
24. Lakeland	-	-	-
25. Oklahoma City	Courtney Alexander II	F	Tennessee Tech
26. Santa Cruz	-	-	-
27. Grand Rapids	Anthony Lee	G	Kutztown
28. RGV	Daeshon Francis	G	Texas-Permian Basin

THIRD ROUND

1. N. Arizona	-	-	-
2. Windy City	Lamous Brown	C	Shaw
3. Wisconsin	-	-	-
4. Maine	Jay Wright	G	Louisiana-Lafayette
5. Salt Lake City	Shelton Mitchell	G	SMU
6. Austin	-	-	-
7. South Bay	-	-	-
8. Wisconsin	-	-	-
9. Canton	-	-	-
10. Fort Wayne	Nick Masterson	G	Kennesaw State
11. Sioux Falls	Jordan Swopshire	F	Colgate
12. Greensboro	Max Montana	F	SDSU
13. Raptors 905	Leland King	F	UCSB
14. Capital City	-	-	-
15. Agua Caliente	Zack Rollins	G	Montana State-Billings
16. Erie	Devin Watson	G	SDSU
17. Salt Lake City	Conner Toolson	G	Utah Valley State
18. Capital City	-	-	-
19. Grand Rapids	Valentine Izundu	C	Washington State
20. Delaware	Martaveous McKnight	G	Arkansas Pine-Bluff
21. Raptors 905	Mike Parks Jr.	F	Memphis
22. Raptors 905	Mike Davis	F	Illinois
23. Stockton	Isaiah Wright	G	San Diego
24. Sioux Falls	-	-	-
25. Oklahoma City	Bazoumana Kone	G	Germany
26. Santa Cruz	-	-	-
27. Capital City	-	-	-
28. Oklahoma City	-	-	-

FOURTH ROUND

1. N. Arizona	-	-	-
2. Delaware	-	-	-
3. Agua Caliente	-	-	-
4. Maine	Curtis Washington	F	Georgia State
5. Iowa	Ismalia Kane	F	Atlanta Metro
6. Austin	-	-	-
7. South Bay	-	-	-
8. Delaware	-	-	-
9. Canton	-	-	-
10. Fort Wayne	-	-	-
11. Sioux Falls	-	-	-
12. Delaware	-	-	-
13. College Park	-	-	-
14. Windy City	Jordan Adams	G	UCLA
15. Agua Caliente	-	-	-
16. Erie	-	-	-
17. Memphis	-	-	-
18. Windy City	Trey Phills	G	Yale
19. Grand Rapids	-	-	-
20. Memphis	-	-	-
21. Raptors 905	-	-	-
22. Westchester	-	-	-
23. Stockton	TyQuane Goard	F	Marshall
24. Lakeland	-	-	-
25. Oklahoma City	-	-	-
26. College Park	-	-	-
27. Long Island	Joe Cremo	G	Villanova
28. RGV	-	-	-

NBA G LEAGUE ALL-TIME SINGLE-GAME BESTS

POINTS

Russ Smith	3/22/16	at CTN	65
Jordan McRae	1/26/16	vs. CTN	61
Tyler Harvey	2/2/19	at IWA	58
Pierre Jackson	2/4/14	vs. TEX	58
Dar Tucker	3/28/15	vs. TEX	58
Trey Davis	3/18/18	vs. LAK	57
Manny Harris	2/8/14	at SCW	56
Jordan McRae	1/18/19	vs. MNE	54
Morris Almond	1/30/08	at BAK	53
Will Conroy	4/8/09	at COL	53
Dar Tucker	4/3/15	at SCW	53
Isaiah Whitehead	2/25/18	at GBO	52
Osiris Eldridge	12/16/11	vs. LAD	52
Kenny Hayes	3/4/12	vs. SPR	52
Scotty Hopson	2/24/15	vs. RNO	52
Gary Payton II	12/3/16	at LAD	51
Clay Tucker	3/3/07	at AUS	51
Morris Almond	12/21/07	vs. AUS	51
Kevin Murphy	2/1/14	vs. LAD	51
Ra'Shad James	3/6/15	vs. TEX	51
Vander Blue	3/15/16	at BAK	51
Terrence Williams	1/31/14	at IDA	50
Jabari Brown	1/10/15	at SXF	50
Russ Smith	3/6/16	at IWA	50

FIELD GOALS MADE

Pierre Jackson	2/4/14	vs. TEX	24-33
Russ Smith	3/23/16	at CTN	24-42
Kevin Murphy	2/1/14	vs. LAD	21-33
Scotty Hopson	2/24/15	vs. RNO	21-28
Jordan McRae	1/26/16	vs. CTN	21-34
Gary Payton II	12/3/16	at LAD	20-29
Jermaine Taylor	3/23/13	at SPR	20-30
Manny Harris	2/8/14	at SCW	20-39
Dar Tucker	3/28/15	vs. TEX	20-35

3-PT FIELD GOALS MADE

Brady Heslip	11/29/14	at IDA	13-20
Tyler Harvey	2/2/19	at IWA	13-17
Andre Dawkins	3/13/17	at IWA	12-17
Andre Dawkins	12/20/14	at TEX	12-15
Andre Dawkins	4/1/16	vs. OKL	11-17
Milton Doyle	2/6/18	vs. RAP	11-15
Brady Heslip	11/14/14	vs. IWA	11-18
Dar Tucker	3/28/15	vs. TEX	11-22
Marcus Thornton	2/20/19	vs. ERI	11-17

FREE THROWS MADE

Vander Blue	3/29/17	at RNO	23-27
Scotter McFadgon	3/21/07	at COL	22-23
Vander Blue	3/2/14	at BAK	21-24
Anthony Grundy	3/3/06	at FAY	20-25
Malik Hairston	11/29/08	vs. TUL	19-20
Chris Rodgers	1/6/07	at AHM	19-20

ASSISTS

Larry Drew II	12/25/14	vs. RGV	23
Randy Livingston	12/26/07	vs. BAK	22
David Stockton	3/6/15	vs. TEX	22
Josh Magette	3/19/16	vs. TEX	22
Mateen Cleaves	3/9/08	vs. IWA	21
Jared Jordan	2/26/09	vs. FWN	21
Curtis Stinson	12/29/09	vs. FWN	21
Curtis Stinson	3/17/10	vs. DAK	21
Gary Talton	1/17/14	vs. TEX	21
Gary Talton	11/18/14	at BAK	21

REBOUNDS

Angel Delgado	1/4/19	vs. OKL	31
Jack Cooley	3/13/15	vs. LAD	29
Rod Benson	12/9/07	at SXF	28
Dwayne Jones	4/10/09	vs. RGV	28
Dwayne Jones	3/20/10	at BAK	27
Talib Zanna	2/28/15	at RNO	27
Rodney Bias	3/24/05	at FLA	26
Dwayne Jones	2/21/10	at BAK	26
Alan Williams	12/16/18	vs. MNE	25
Matt Costello	4/11/17	at IWA	25
Jason Ellis	4/11/08	vs. BAK	25
Richard Hendrix	12/31/08	vs. ERI	25
Marcus Lewis	12/30/11	at TEX	25
Mike Davis	1/25/13	at TEX	25
Rick Jackson	1/27/13	vs. RGV	25

STEALS

Tra-Deon Hollins	2/25/18	vs. IWA	10
Briante Weber	1/31/17	vs. OKL	9
Omar Cook	11/29/04	at HUN	9
Avery Bradley	1/30/11	vs. TUL	9
Jawun Evans	12/8/18	vs. STO	8
Briante Weber	11/24/18	vs. SBL	8
Briante Weber	11/2/18	vs. FWN	8
Alex Hamilton	1/25/18	vs. OKL	8
Kevin Hardy	3/15/18	vs. SCW	8
Jeff Myers	1/16/02	at ROA	8
Fred House	2/7/02	vs. COL	8
Brandon Robinson	12/26/05	at ALB	8
C.J. Watson	12/1/07	vs. SXF	8
Jeff Horner	2/22/08	at AUS	8
Carl Elliott	12/20/08	at RNO	8
Russell Robinson	2/21/09	at IDA	8
Dominique Coleman	3/21/09	vs. DAK	8
Orien Greene	12/1/09	at LAD	8
Russell Robinson	1/31/10	at SPR	8
Javaris Crittenton	3/6/11	vs. RNO	8
Othys Jeffers	12/27/13	vs. MNE	8
Bruce Massey	12/28/13	at DEL	8
Peyton Siva	1/3/14	vs. IWA	8
David Stockton	3/4/15	vs. RGV	8

BLOCKED SHOTS

Fab Melo	12/22/12	vs. ERI	14
Walter Tavares	3/25/17	at ERI	12
Cheikh Samb	2/2/08	at SXF	11
Kurt Looby	4/5/09	at IWA	11
Courtney Sims	11/28/09	at SXF	11
Sim Bhullar	2/22/15	vs. LAD	11
Ayudeji Akintede	12/14/07	at SXF	10
Keith Cross	3/1/08	at COL	10
Greg Stiemsma	12/27/08	at SPR	10
Alexis Ajinca	1/22/10	vs. AUS	10
Kurt Looby	1/28/10	vs. DAK	10
Kurt Looby	4/3/10	vs. ERI	10
Jarvis Varnado	1/6/13	at BAK	10
Jordan Mickey	12/31/15	vs. TEX	10
Walter Tavares	3/27/16	at SCW	10





YEAR IN REVIEW

48	Season Overall Statistics
49	Home / Road Statistics
50	Transactions
51	Breakdown
52	Game-by-Game
53	Miscellaneous Statistics
54	Highs/Lows

2018-19 SEASON OVERALL STATISTICS

2018-19 SOUTH BAY LAKERS REGULAR SEASON STATISTICS (21-29)

PLAYER	- FIELD GOALS -					- 3-POINT FG -			- FREE THROWS -			- REBOUNDS -				TOT	AST	PF	DQ	STL TO	BLK	PTS	AVG
	G	MS	MIN	FG	FGA	PCT	FG	FGA	PCT	FT	FTA	PCT	OFF	DEF									
Mykhailiuk	5	5	163	52	106	.491	22	49	.449	20	25	.800	3	11	14	13	6	0	3	18	2	146	29.2
Wagner	6	6	167	39	80	.488	12	37	.324	9	18	.500	6	29	35	17	19	1	2	11	4	99	16.5
Machado	45	25	1391	259	597	.434	54	188	.287	167	186	.898	29	123	152	362	89	0	50	172	10	739	16.4
Wear	39	37	1206	218	534	.408	112	294	.381	67	86	.779	31	228	259	74	95	0	31	55	24	615	15.8
Williams	36	31	982	241	440	.548	10	40	.250	55	127	.433	120	191	311	60	91	1	24	71	33	547	15.2
Caruso	27	26	770	128	311	.412	29	108	.269	94	116	.810	25	75	100	159	59	0	59	90	17	379	14.0
Hawes	9	6	223	42	96	.438	18	40	.450	24	29	.828	12	51	63	38	24	0	12	16	13	126	14.0
Bonga	31	29	870	133	307	.433	33	96	.344	69	85	.812	59	134	193	85	98	2	38	88	33	368	11.9
Berry	21	6	470	91	233	.391	28	103	.272	24	30	.800	7	21	28	53	40	0	13	30	6	234	11.1
Harper	35	5	789	135	343	.394	65	188	.346	41	47	.872	41	96	137	75	68	0	13	34	8	376	10.7
Holland	12	6	340	46	108	.426	6	25	.240	23	29	.793	12	38	50	16	31	1	13	19	2	121	10.1
Carroll	24	11	489	90	187	.481	22	69	.319	31	39	.795	18	49	67	21	28	0	18	21	5	233	9.7
Jones	47	6	1159	199	368	.541	15	44	.341	29	58	.500	161	290	451	166	103	0	67	100	45	442	9.4
A. Ingram	37	15	903	114	287	.397	59	165	.358	40	48	.833	17	87	104	36	51	0	25	21	4	327	8.8
Allen	43	23	899	150	313	.479	15	48	.313	52	103	.505	28	78	106	46	91	0	33	42	9	367	8.5
Jack	9	1	167	24	55	.436	0	5	.000	7	11	.636	11	29	40	3	23	0	6	8	3	95	6.1
Griffin	25	3	264	61	99	.616	0	0	---	16	30	.533	46	42	88	11	34	1	6	14	9	138	5.5
Heyer	37	9	756	78	175	.446	29	92	.315	19	22	.864	31	85	116	58	64	0	29	27	5	204	5.5
VanBeek	2	0	14	0	2	.000	0	0	---	0	0	---	0	3	3	2	1	0	0	0	0	0	0.0
LAKERS	50	-	12020	2100	4641	.452	529	1591	.332	787	1089	.723	657	1660	2317	1295	1015	6	444	870	232	5516	110.3
OPPONENTS	50	-	12020	2077	4444	.467	645	1835	.351	870	1168	.745	561	1712	2273	1302	1021	6	490	897	317	5669	113.4

PLAYER	- SINGLE-GAME HIGHS -						- AVERAGE PER GAME -						- AVERAGE PER 48 MINUTES -								
	MIN	REB	AST	ST	TO	BLK	PTS	MIN	REB	AST	STL	TO	BLK	PTS	REB	AST	PF	STL	TO	BLK	PTS
Mykhailiuk	35	4	5	2	5	1	47	32.7	2.8	2.6	0.60	3.6	0.40	29.2	4.1	3.8	1.8	0.88	5.3	0.59	43.0
Wagner	29	9	7	1	4	2	21	27.8	5.8	2.8	0.33	1.8	0.67	16.5	10.1	4.9	5.5	0.57	3.2	1.15	28.5
Machado	42	7	16	4	11	2	40	30.9	3.4	8.0	1.11	3.8	0.22	16.4	5.2	12.5	3.1	1.73	5.9	0.35	25.5
Wear	39	13	6	4	4	3	27	30.9	6.6	1.9	0.79	1.4	0.62	15.8	10.3	2.9	3.8	1.23	2.2	0.96	24.5
Williams	39	16	4	3	6	4	25	27.3	8.6	1.7	0.72	2.0	0.92	15.2	15.2	2.9	4.4	1.27	3.5	1.61	24.7
Caruso	35	7	15	7	8	3	28	28.5	3.7	5.9	2.19	3.3	0.63	14.0	6.2	9.9	3.7	3.68	5.6	1.06	23.6
Hawes	34	10	7	3	4	2	29	24.8	7.0	4.2	1.33	1.8	1.44	14.0	13.6	8.2	5.2	2.58	3.4	2.80	27.1
Bonga	39	10	7	5	7	3	30	28.1	6.2	2.7	1.23	2.8	1.06	11.9	10.6	4.7	5.4	2.10	4.9	1.82	20.3
Berry	34	3	7	2	6	1	26	22.4	1.3	2.5	0.62	1.4	0.29	11.1	2.9	5.4	4.1	1.33	3.1	0.61	23.9
Harper	37	9	5	4	3	1	25	22.5	3.9	2.1	0.37	1.0	0.23	10.7	8.3	4.6	4.1	0.79	2.1	0.49	22.9
Holland	43	8	3	4	4	1	17	28.3	4.2	1.3	1.08	1.6	0.17	10.1	7.1	2.3	4.4	1.84	2.7	0.28	17.1
Carroll	33	7	3	3	3	1	25	20.4	2.8	0.9	0.75	0.9	0.21	9.7	6.6	2.1	2.7	1.77	2.1	0.49	22.9
Jones	39	18	10	4	7	3	21	24.7	9.6	3.5	1.43	2.1	0.96	9.4	18.7	6.9	4.3	2.77	4.1	1.86	18.3
A. Ingram	35	9	5	3	2	1	27	24.4	2.8	1.0	0.68	0.6	0.11	8.8	5.5	1.9	2.7	1.33	1.1	0.21	17.4
Allen	42	7	3	3	4	2	23	20.9	2.5	1.1	0.77	1.0	0.21	8.5	5.7	2.5	4.9	1.76	2.2	0.48	19.6
Jack	24	8	1	2	1	12	18.6	4.4	0.3	0.67	0.9	0.33	6.1	11.5	0.9	6.6	1.72	2.3	0.86	15.8	
Griffin	16	10	1	3	2	16	10.6	3.5	0.4	0.24	0.6	0.36	5.5	16.0	2.0	6.2	1.09	2.5	1.64	25.1	
Heyer	38	8	7	2	3	1	15	20.4	3.1	1.6	0.78	0.7	0.14	5.5	7.4	3.7	4.1	1.84	1.7	0.32	13.0
VanBeek	13	3	2	0	0	0	0	7.2	1.5	1.0	0.00	0.0	0.00	0.0	10.3	6.9	3.4	0.00	0.0	0.00	0.0
LAKERS	250	59	27	14	29	10	148	240.4	46.3	25.9	8.88	17.4	4.64	110.3	46.3	25.9	20.3	8.87	17.4	4.63	110.1
OPPONENTS	250	62	35	19	32	11	152	240.4	45.5	26.0	9.80	17.9	6.34	113.4	45.4	26.0	20.4	9.78	17.9	6.33	113.2



2018-19 HOME & ROAD STATISTICS

2018-19 LAKERS REGULAR SEASON HOME STATISTICS (13-12)

PLAYER	- FIELD GOALS -									- 3-POINT FG -			- FREE THROWS -			- REBOUNDS -				TOT	AST	PF	DQ	STL	TO	BLK	PTS	AVG
	G	GS	MIN	FG	FGA	PCT	FG	FGA	PCT	FT	FTA	PCT	OFF	DEF														
Mykhailiuk	5	5	163	52	106	.491	22	49	.449	20	25	.800	3	11	14	13	6	0	3	18	2	146	29.2					
Wear	21	20	648	126	298	.423	61	145	.370	36	48	.750	16	125	141	47	51	0	21	28	11	349	16.6					
Wagner	6	6	167	39	80	.488	12	37	.324	9	18	.500	4	29	35	17	19	1	2	11	4	99	16.5					
Machado	23	12	708	133	295	.451	28	94	.298	83	95	.874	16	58	74	196	50	0	28	95	6	377	16.4					
Caruso	11	11	322	58	125	.464	13	39	.333	42	51	.824	12	36	48	73	28	0	31	39	7	171	15.5					
Williams	17	12	477	111	200	.555	3	18	.167	23	49	.469	57	91	148	34	42	0	16	32	14	248	14.6					
Hawes	5	3	125	21	49	.429	7	19	.368	16	19	.842	4	29	33	22	15	0	8	10	6	65	13.0					
Bonga	15	14	398	66	145	.455	15	46	.326	34	39	.872	27	65	92	45	39	0	20	43	20	181	12.1					
Berry II	13	3	278	59	138	.428	19	60	.317	13	17	.765	3	13	16	35	23	0	7	15	5	150	11.5					
Carroll	11	6	234	49	101	.485	12	36	.333	14	19	.737	7	22	29	11	12	0	12	10	3	124	11.3					
Jones	23	3	584	110	193	.570	9	23	.391	11	22	.500	81	150	231	79	55	0	41	43	24	240	10.4					
Ingram	19	10	466	63	141	.447	33	79	.418	19	21	.905	10	45	55	21	25	0	16	12	2	178	9.4					
Holland	5	3	147	19	41	.463	2	6	.333	7	9	.778	4	19	23	10	16	1	9	6	0	47	9.4					
Jack	3	0	52	11	21	.524	0	2	.000	2	5	.400	3	12	15	2	7	0	2	3	1	24	8.0					
Harper	19	2	396	52	143	.364	27	79	.342	20	25	.800	19	44	63	37	39	0	10	19	5	151	7.9					
Allen	22	9	408	66	142	.465	4	19	.316	26	48	.542	12	33	45	26	46	0	16	23	8	164	7.5					
Heyer	17	4	329	33	69	.478	14	38	.368	13	14	.929	15	36	51	21	26	0	15	15	2	93	5.5					
Griffin Jr.	11	2	118	23	40	.575	0	0	---	9	15	.600	19	25	44	4	12	0	2	4	1	55	5.0					
Van Beck	1	0	2	0	0	---	0	0	---	0	0	---	0	0	0	0	0	0	0	0	0	0	0.0					
TOTALS	25	-	1204	1091	2327	.469	283	809	.350	397	539	.737	314	843	1157	693	511	2	259	442	121	2862	114.5					
OPPONENTS	25	-	1204	1027	2213	.464	339	927	.366	427	579	.737	277	832	1109	651	510	2	250	475	156	2820	112.8					

PLAYER	- SINGLE-GAME HIGHS -							- AVERAGE PER GAME -						
	MIN	REB	AST	ST	TO	BL	PTS	MIN	REB	AST	STL	TO	BLK	PTS
TEAM	250	59	34	14	29	7	131	48.2	46.3	27.7	10.4	17.7	4.8	114.5
OPPONENTS	250	55	31	19	32	11	128	48.2	44.4	26.0	10.0	19.0	6.2	112.8

2018-19 LAKERS REGULAR SEASON ROAD STATISTICS (8-17)

PLAYER	- FIELD GOALS -									- 3-POINT FG -			- FREE THROWS -			- REBOUNDS -				TOT	AST	PF	DQ	STL	TO	BLK	PTS	AVG
	G	GS	MIN	FG	FGA	PCT	FG	FGA	PCT	FT	FTA	PCT	OFF	DEF														
Machado	22	13	683	126	301	.419	26	94	.277	84	91	.923	13	65	78	166	39	0	22	77	4	362	16.5					
Williams	19	19	506	130	241	.539	7	22	.318	32	78	.410	64	101	165	26	49	1	10	39	20	299	15.7					
Hawes	4	3	98	21	47	.447	11	21	.524	8	10	.800	8	22	30	16	9	0	4	6	7	61	15.3					
Wear	18	17	558	92	236	.390	51	129	.395	31	38	.816	15	102	117	27	44	0	10	26	13	266	14.8					
Harper	16	3	393	83	200	.415	38	109	.349	19	20	.950	23	52	75	40	29	0	3	15	3	223	13.9					
Caruso	16	15	448	70	187	.374	16	69	.232	52	65	.800	13	38	51	87	31	0	28	52	10	208	13.0					
Bonga	16	15	471	67	163	.411	18	50	.360	27	48	.771	32	69	101	39	59	2	17	45	13	189	11.8					
Holland	7	3	193	27	67	.403	4	19	.211	16	20	.800	8	19	27	6	15	0	4	13	2	74	10.6					
Berry II	8	3	192	32	95	.337	9	43	.209	11	13	.846	4	8	12	18	17	0	6	15	1	84	10.5					
Allen	21	14	490	84	171	.491	9	29	.310	26	55	.473	16	45	61	21	45	0	17	19	1	203	9.7					
Carroll	13	5	255	41	86	.477	10	33	.303	17	20	.850	11	27	38	10	16	0	6	11	2	109	8.4					
Jones	24	3	575	89	174	.511	6	21	.286	18	36	.500	78	140	218	87	48	0	27	57	21	202	8.4					
Ingram	18	5	437	51	146	.349	26	86	.302	21	27	.778	7	42	49	14	26	0	9	9	2	149	8.3					
Griffin Jr.	14	1	146	38	59	.644	0	0	---	7	15	.467	27	17	44	8	22	1	4	10	8	83	5.9					
Heyer	20	5	427	45	106	.425	15	54	.278	6	8	.750	16	49	65	37	38	0	14	12	3	111	5.6					
Jack	6	1	115	13	34	.382	0	3	.000	5	6	.833	8	17	25	1	16	0	4	5	2	31	5.2					
Van Beck	1	0	13	0	2	.000	0	0	---	0	0	---	0	3	3	2	1	0	0	0	0	0	0.0					
TOTALS	25	-	1200	1009	2315	.436	246	782	.315	390	550	.709	343	816	1159	605	504	4	185	428	112	2654	106.2					
OPPONENTS	25	-	1200	1050	2232	.470	306	908	.337	443	589	.752	284	878	1162	660	511	4	240	421	160	2849	114.0					

PLAYER	- SINGLE-GAME HIGHS -							- AVERAGE PER GAME -						
	MIN	REB	AST	ST	TO	BL	PTS	MIN	REB	AST	STL	TO	BLK	PTS
TEAM	250	56	37	11	28	10	148	48.0	46.4	24.2	7.4	17.1	4.5	106.2
OPPONENTS	250	62	35	18	25	11	152	48.0	46.5	26.4	9.6	16.8	6.4	114.0

2018-19 TRANSACTIONS

7/24/18	Travis Wear signs a two-way contract with the Los Angeles Lakers
10/12/18	Acquired the returning player rights to James Blackmon Jr. from the Wisconsin herd in exchange for the returning player rights to V.J. Beachem
10/18/18	Acquired the returning player rights to Taylor Braun from the Salt Lake City Stars in exchange for the returning player rights to Stephaun Branch
10/19/18	Los Angeles Lakers waive Travis Wear ... Johnathan Williams signs a two-way contract with the Los Angeles Lakers
10/20/18	Drafted Alen Smailagic 4th overall and Colton Weisbrod 44th overall in the 2018 NBA G League Draft Acquired Jemerrio Jones and a future first round pick from the Santa Cruz Warriors in exchange for Smailagic ... Acquired returning player rights to Kadeem Jack from the Sioux Falls Skyforce in exchange for a future first round pick ... Acquired a future first round pick from the Salt Lake City Stars in exchange for a future second round pick and the returning player rights to David Foster
10/23/18	Added Kadeem Jack to training camp roster
10/29/18	Waived Karachi Edo and Colton Weisbrod
11/1/18	Waived Wes Van Beck
11/27/18	Acquired Travis Wear as a returning player ... Waived Kadeem Jack
12/2/18	Acquired a 2019 first round pick from Agua Caliente in exchange for Demarcus Holland
12/4/18	Acquired Justin Harper as a returning player
3/2/19	Removed Joel Berry II from the active roster due to season ending injury ... Acquired Spencer Hawes off waivers
3/11/19	Los Angeles Lakers sign Andre Ingram to a 10-day contract
3/18/19	Acquired Wes Van Beck from the available player pool
3/21/19	Los Angeles Lakers sign Scott Machado to a 10-day contract
3/31/19	Los Angeles Lakers sign Jemerrio Jones

NBA Transactions (via Los Angeles Lakers)

Assigned Isaac Bonga (10/22, 12/19, 12/29, 1/9, 1/20, 1/22, 1/28, 1/30, 2/5, 2/19, 3/1)
Recalled Isaac Bonga (12/6, 12/27, 12/29, 1/3, 1/19, 1/21, 1/28, 1/30, 1/30, 2/19, 3/1, 3/4)
Assigned Moe Wagner (10/26, 10/30, 11/1, 11/11, 11/12, 11/28, 12/29, 1/3, 1/12)
Recalled Moe Wagner (10/30, 10/30, 11/3, 11/11, 11/12, 11/28, 12/29, 1/3, 1/12)
Assigned Svi Mykhailiuk (11/11, 11/12, 11/28, 12/29, 1/3, 1/12)
Recalled Svi Mykhailiuk (11/11, 11/12, 11/28, 12/29, 1/3, 1/12)
Assigned Rajon Rondo (12/17)
Recalled Rajon Rondo (12/18)
Assigned Brandon Ingram (12/18)
Recalled Brandon Ingram (12/18)

Two-Way Days of Service

Alex Caruso

Dates with Los Angeles Lakers: (11/17-11/18, 11/20-11/21, 12/27-12/28, 1/20-1/22, 1/27-1/30, 2/19, 2/21-3/2, 3/4-3/9, 3/11-3/19, 3/21-3/23)

Johnathan Williams

Dates with Los Angeles Lakers: (10/22-10/25, 10/27-10/31, 11/2-11/4, 12/27-12/28, 12/30, 1/20, 1/22, 1/28, 1/30, 2/19, 2/21, 3/4-3/9, 3/11-3/23)



RECORDS

	RECORD	HOME	ROAD	OT
OVERALL	21-29	13-12	8-17	0-2
Atlantic	0-1	-	0-1	-
Central	3-2	0-1	3-1	0-1
Southeast	1-3	1-3	-	-
EASTERN	4-6	1-4	3-2	0-1
Midwest	7-5	3-2	4-3	-
Southwest	6-6	5-2	1-4	-
Pacific	4-12	4-4	0-8	0-1
WESTERN	17-23	12-8	5-15	0-1

AT START OF:

	OVERALL	HOME	ROAD
2nd Quarter			
Ahead:	13-6	9-2	4-4
Behind:	8-22	4-9	4-13
Tied:	0-1	0-1	0-0
3rd Quarter			
Ahead:	13-6	7-4	6-2
Behind:	7-23	5-8	2-15
Tied:	1-0	1-0	0-0
4th Quarter			
Ahead:	15-2	11-1	4-1
Behind:	6-25	2-10	4-15
Tied:	0-2	0-1	0-1

BY FIELD GOAL PERCENTAGE

	OVERALL	HOME	ROAD
-44%	6-20	3-7	3-13
45-49%	6-9	3-5	3-4
50-54%	5-0	4-0	1-0
55-59%	4-0	3-0	1-0
+60%	0-0	0-0	0-0

RECORDS BY MONTH

Month	W-L	PCT
November	4-7	.365
December	6-5	.545
January	2-8	.200
February	3-5	.375
March	6-4	.600

STREAKS

	OVERALL	HOME	ROAD
Long Win	4	3	3
Long Loss	3	3	5

HOME ATTENDANCE

	TOTAL	AVERAGE	HIGH
Overall	14,567	583	715
Games	24		

RECORD VS. .500 TEAMS

+ .500 TEAMS	-.500 TEAMS
13-19	8-10

RECORD WHEN SCORING +/- 100

	+ 100	- 100
Offense	20-19	1-10
Defense	16-27	5-2

POINT DIFFERENTIALS

	1	2	3	4	5	6	7	8	9	10	11
Won by	2	1	2	-	3	1	1	2	2	1	1
Lost by	2	2	2	2	1	2	3	2	1	2	-
Won by	12	13	14	15	16	17	18	19	20	21	22
Lost by	-	-	-	2	1	-	-	-	1	-	-
Won by	23	24	25	26	27	28	29	30	31	32	33
Lost by	-	-	-	-	-	-	-	-	-	-	1
Won by	34	35	36	37	38	39	40	41	42	43	44+
Lost by	1	-	-	-	-	-	-	-	-	-	-
Lost by	-	-	-	1	-	-	1	-	1	-	-

GAME-BY-GAME

2018-19 LAKERS GAME-BY-GAME

Date	Opponent	W-L	Score	Home	Road	Record	High Scoring	High Rebounds	High Assists	Opponent Scoring	Atten.
Nov 3	STOCKTON	L	106-108	0-1	0-0	0-1	Bonga-27	Jones-9 Bonga-9	Machado-5	M. Williams-21	588
Nov 5	@Stockton	L	87-120	0-1	0-1	0-2	A. Ingram-16	Griffin-9	Caruso-6	Lucas-25	1,218
Nov 9	@Oklahoma City	L	99-103	0-1	0-2	0-3	Williams-21	Jones-13 Machado-4	Jones-4	Hopson-29	3,211
Nov 12	IOWA	W	119-118	1-1	0-2	1-3	Caruso-26	Caruso-7	Caruso-11	Terrell-25	511
Nov 15	@Salt Lake City	L	104-113	1-1	0-3	1-4	Williams-24	Williams-10	Caruso-6	Reed-20	1,298
Nov 16	@Santa Cruz	L	89- 97	1-1	0-4	1-5	Williams-18	Williams-11	Machado-8	Nunn-22	2,476
Nov 18	SALT LAKE CITY	W	107- 92	2-1	0-4	2-5	Bonga-25	Holland, Heyer-8 Williams-8	Berry-7	Reed-16	528
Nov 20	AGUA CALIENTE	L	120-125*	2-2	0-4	2-6	Berry-26	Jones-17	Machado-11	Molley-35	566
Nov 23	@Sioux Falls	L	112-152	2-2	0-5	2-7	Caruso-22	Jones-8	Machado-8	Purvis-36	1,412
Nov 24	@Sioux Falls	W	112-109	2-2	1-5	3-7	Machado-33	Jones-18	Machado-11	Maten-31	2,712
Nov 28	TEXAS	W	123-113	3-2	1-5	4-7	Mykhaliuk-29	Jones-14	Jones-9	Vaughn-20	414
Dec 1	@Memphis-GLG	W	96- 94	3-2	2-5	5-7	Williams-20	Williams-14	Caruso-7	Crawford-23	1,419
Dec 3	@Windy City	W	107-101	3-2	3-5	6-7	Caruso-28	Jones-16	Caruso-7	Alkins-22	1,147
Dec 5	@Westchester	L	89-103	3-2	3-6	6-8	Williams-23	Williams-10	Machado-10	Bluiett-29	1,116
Dec 7	SANTA CRUZ	W	120-119	4-2	3-6	7-8	Wear-27	Jones-8	Machado-10	Smalagic-25	568
Dec 8	ERIE	W	127-118	5-2	3-6	8-8	Wear-26	Williams-16	Machado-9	Gillon-24	483
Dec 13	CAPITAL CITY	L	106-107	5-3	3-6	8-9	Wear-21	Williams-11	Machado-7	McRae-28	661
Dec 15	SIQUX FALLS	W	124-119	6-3	3-6	9-9	Wear-22	Williams-13	Caruso-12	Maten-30	604
Dec 20	GREENSBORO	L	90-106	6-4	3-6	9-10	Wear-19	Jones-15	Machado-8	Macura-18	N/A
Dec 22	@Fort Wayne	L	97-100	6-4	3-7	9-11	Caruso-19	Jones-13	Caruso-5	Summer-23	N/A
Dec 27	MEMPHIS-GLG	L	115-122*	6-5	3-7	9-12	Wear-20	Griffin-10	Machado-11	Keene-22	564
Dec 29	NORTHERN ARIZ	W	119-114	7-5	3-7	10-12	Mykhaliuk-47	Jones-13	Machado-6	Thompson-24	681
Jan 3	OKLAHOMA CITY	L	107-114	7-6	3-7	10-13	Mykhaliuk-20	Wear, Bonga-6	Machado-10	Burton-23	527
Jan 7	@Rio Grande V	L	85-127	7-6	3-8	10-14	Machado-18	Wear-7	Machado-4	Frazier-20	3,585
Jan 12	CANTON	L	115-122*	7-7	3-8	10-15	Mykhaliuk-29	Jones-13	Bonga-7	Blossomgame-27	652
Jan 15	@Memphis-GLG	W	113-106	7-7	4-8	11-15	Wear-19	Jones-13	Jones-7	Watanabe-24	641
Jan 18	@Austin	L	114-122	7-7	4-9	11-16	Williams-21	Jones-10	Machado-5	Eubanks-27	2,924
Jan 20	RIO GRANDE VA	L	119-125	7-8	4-9	11-17	Machado-32	Williams-8	Machado-7	Caboclo-26	531
Jan 22	@Agua Caliente	L	115-125	7-8	4-10	11-18	Machado-28	Williams-10	Machado-8	Delgado-23	1,904
Jan 25	IOWA	W	117-101	8-8	4-10	12-18	Bonga-30	Bonga-9	Machado-10	Johnson-Odom-35	554
Jan 27	@Santa Cruz	L	93-111	8-8	4-11	12-19	Williams-19	Williams-12	Machado-9	Cherry-24	2,476
Jan 28	LAKELAND	L	106-108	8-9	4-11	12-20	A. Ingram-27	Jones-11	Caruso-11	Jefferson-20	541
Feb 1	@Iowa	L	97-134	8-9	4-12	12-21	Allen-23	Wear-11	Machado-8	Johnson-Odom-32	3,422
Feb 2	@Texas	W	148-114	8-9	5-12	13-21	Harper-25	Williams-13	Caruso-15	Hornsby-21	6,034
Feb 8	RIO GRANDE VA	L	127-128	8-10	5-12	13-22	Machado-20	Williams-14	Machado-10	Frazier-27	674
Feb 10	@Oklahoma Cit	W	113-110	8-10	6-12	14-22	Allen-20	Williams-9	Machado-11	McDaniels-23	2,333
Feb 13	@Texas	L	105-122	8-10	6-13	14-23	Allen-23	Allen-7 Williams-7	Bonga-6	Macon-26	5,970
Feb 20	@Northern Ari	L	126-130	8-10	6-14	14-24	Wear-25	Jones-12	Jones-10 Evans-28	King-28	902
Feb 22	AUSTIN	W	115- 95	9-10	6-14	15-24	Williams-25	Jones-13	Machado-10	Bookert-16	603
Feb 28	@Stockton	L	115-122	9-10	6-15	15-25	Machado-23	Harper-9	Machado-8	T. Williams-24	2,262
Mar 2	SALT LAKE CITY	W	118-109	10-10	6-15	16-25	Williams-22	Jones, Bonga-8 Williams-8	Machado-11	Reyes-21	707
Mar 5	NORTHERN ARIZ	L	100-114	10-11	6-15	16-26	Machado-34	Harper-9	Machado-9	Thompson-27	496
Mar 7	AGUA CALIENTE	W	110- 95	11-11	6-15	17-26	Machado-26	Jones-11	Machado-10	Thornwell-17	632
Mar 9	@Agua Caliente	L	110-122	11-11	6-16	17-27	Harper-21	Jones-9	Machado-10	Molley-34	4,340
Mar 11	@Wisconsin	W	126-115	11-11	7-16	18-27	Machado-40	Jones-18	Machado-16	Munford-27	3,317
Mar 13	@Grand Rapids	W	106- 98	11-11	8-16	19-27	Wear-19	Jones-15	Machado-13	Lucas-30	3,509
Mar 16	AUSTIN	W	131-123	12-11	8-16	20-27	Hawes-29	Wear-8 Jones-8	Machado-13	Holland-30	663
Mar 18	SANTA CRUZ	W	113-108	13-11	8-16	21-27	Allen-18	Jones-11	Machado-11	Cleveland-17	562
Mar 21	STOCKTON	L	108-118	13-12	8-16	21-28	Wear-23	Jones-14	Jones-7	T. Williams-30	670
Mar 23	@Northern Ari	L	96- 99	13-12	8-17	21-29	Carroll-23 Harper-20	Jones-8	Hawes-7 Jones-9	Epps-23	2,151

* indicates number of overtime periods



2018-19 MISCELLANEOUS STATISTICS

STARTING LINEUPS

LINEUP #	GAME #	GUARD	GUARD	CENTER	FORWARD	FORWARD	RECORD	WINNING %
1	1	Berry II	Holland	Wagner	Caruso	Bonga	0-1	.000
2	2	Berry II	Holland	Jack	Caruso	Bonga	0-1	.000
3	3	Caruso	Holland	Williams	Ingram	Bonga	0-1	.000
4	4	Caruso	Bonga	Wagner	Mykhaliuk	Jones	1-0	1.000
5	5	Machado	Caruso	Williams	Bonga	Heyer	0-1	.000
6	6	Machado	Allen	Williams	Bonga	Heyer	0-1	.000
7	7	Machado	Holland	Williams	Bonga	Heyer	1-0	1.000
8	8	Machado	Holland	Williams	Bonga	Jones	0-1	.000
9	9	Machado	Caruso	Williams	Allen	Jones	0-1	.000
10	10	Caruso	Holland	Williams	Allen	Jones	1-0	1.000
11	11	Allen	Bonga	Wagner	Mykhaliuk	Jones	1-0	1.000
12	12	Bonga	Ingram	Williams	Allen	Jones	1-0	1.000
13	13-14, 35-37	Caruso	Allen	Williams	Bonga	Wear	2-3	.400
14	15-19	Allen	Ingram	Williams	Caruso	Wear	3-2	.600
15	20	Machado	Ingram	Williams	Caruso	Wear	0-1	.000
16	21	Machado	Ingram	Griffin Jr.	Bonga	Wear	0-1	.000
17	22	Caruso	Bonga	Wagner	Mykhaliuk	Wear	1-0	1.000
18	23, 25	Machado	Bonga	Wagner	Mykhaliuk	Wear	0-2	.000
19	24	Machado	Allen	Williams	Heyer	Wear	0-1	.000
20	26-27	Machado	Caruso	Williams	Bonga	Wear	1-1	.500
21	28, 31	Machado	Berry II	Williams	Bonga	Wear	0-2	.000
22	29-30	Berry II	Caruso	Williams	Bonga	Wear	1-1	.500
23	32	Allen	Caruso	Harper	Carroll	Wear	0-1	.000
24	33-34	Allen	Caruso	Williams	Carroll	Wear	1-1	.500
25	38	Machado	Allen	Harper	Bonga	Wear	0-1	.000
26	39	Machado	Allen	Williams	Bonga	Wear	1-0	1.000
27	40	Machado	Allen	Williams	Bonga	Griffin Jr.	0-1	.000
28	41	Machado	Ingram	Williams	Bonga	Wear	1-0	1.000
29	42	Machado	Ingram	Griffin Jr.	Carroll	Wear	0-1	.000
30	43-44	Machado	Ingram	Harper	Carroll	Wear	1-1	.500
31	45	Machado	Allen	Hawes	Wear	Harper	1-0	1.000
32	46-48	Machado	Heyer	Hawes	Carroll	Wear	3-0	1.000
33	49-50	Ingram	Heyer	Hawes	Carroll	Wear	0-2	.000

INDIVIDUAL GAME LEADERS / DOUBLE-FIGURE GAMES

(TIED FOR TEAM LEAD)

	POINTS						TEAM LEADER							
	10-19	20-29	30-39	40+	10+ REB	10+ AST	DBL/DBL	TRIP/DLB	PTS	REB	AST	STL	BLK	MIN
Allen	13	3	-	-	-	-	-	-	4	1(1)	-	4(3)	4(3)	3
Berry II	11	1	-	-	-	-	-	-	2(1)	-	1	3(2)	-	-
Bonga	10	5	1	-	2	-	1	-	5(2)	3(2)	3(1)	10(6)	12(5)	6
Carroll	8	2	-	-	-	-	-	-	1(1)	-	-	2(2)	1(1)	-
Caruso	17	4	-	-	-	4	4	-	4	1	10	14(4)	5(4)	9
Griffin Jr.	4	-	-	-	1	-	-	-	-	2	-	2(2)	3(1)	-
Harper	15	4	-	-	-	-	-	-	4(2)	2	-	1(1)	3(3)	2
Hawes	4	2	-	-	2	-	2	-	1	1	1(1)	4(3)	5(2)	-
Heyer	7	-	-	-	-	-	-	-	-	1(1)	-	5(5)	1(1)	-
Holland	7	-	-	-	-	-	-	-	-	1(1)	-	3(3)	-	1
Ingram	12	2	-	-	-	-	-	-	2	-	-	5(5)	1(1)	-
Jack	1	-	-	-	-	-	-	-	-	-	-	-	-	-
Jones	23	1	-	-	21	1	15	-	-	24(3)	6(2)	14(8)	18(12)	3
Machado	24	9	3	1	-	17	16	-	9(2)	-	32(2)	9(5)	3(2)	11
Mykhaliuk	-	4	-	1	-	-	-	-	4	-	-	-	-	3
Van Beck	-	-	-	-	-	-	-	-	-	-	-	-	-	-
Wagner	5	1	-	-	-	-	-	-	-	-	-	1(1)	2(1)	-
Wear	22	10	-	-	4	-	4	-	10(1)	4(1)	1(1)	5(3)	11(8)	9
Williams	17	11	-	-	17	-	16	-	9(1)	17(3)	-	5(4)	11(7)	3

GAMES MISSED

Player	Details	Dates Out	Games	W/L
Berry II	International Duty	11/23-12/5	6	4-2
	Right knee	1/28-2/28	9	3-6
			15	7-8
Bonga	Left ankle sprain	11/23-11/24	2	1-1
Carroll	Right ankle sprain	11/3-12/22	20	9-11
Caruso	G League two-way	11/16-11/20, 12/27, 1/20, 1/27, 2/20-3/23	19	8-11
	Left ankle sprain	11/28	1	1-0
	Right knee contusion	1/3-1/12	3	0-3
			23	9-14
Griffin Jr.	Personal reasons	11/28-12/1, 3/13	3	3-0
Harper	Personal	12/5	1	0-1
	Left ankle sprain	12/29	1	1-0
			2	1-1
Hawes	Personal	3/2	1	1-0
Heyer	Left quad strain	11/20-12/8	9	6-3
Ingram	Left ankle sprain	11/12-11/24	7	3-4
	NBA Call Up (LAL)	3/11-3/18	4	4-0
			11	7-4
Machado	International duty	11/28-12/3	3	3-0
	NBA Call Up (LAL)	3/21-3/23	2	0-2
			5	3-2
Wear	Left hamstring strain	2/28	1	0-1
Williams	G League two way	11/3-11/5, 12/27, 2/20, 3/5-3/23	13	5-8

2018-19 MISCELLANEOUS STATISTICS / HIGH-LOW

LAKERS SITUATIONAL RECORDS

When Lakers are ahead (or tied) after one quarter	13-6 (0-1)	When Lakers have more assists than opponent (tied)	18-8 (1-1)
When Lakers are behind after one quarter	8-22	When Lakers have fewer assists than opponent	2-20
When Lakers are ahead (or tied) at halftime	13-6 (1-0)	When Lakers have more turnovers than opponent	11-11
When Lakers are behind at halftime	7-23	When Lakers have fewer turnovers than opponent (tied)	9-16 (1-2)
When Lakers are ahead (or tied) after three quarters	15-2 (0-2)	When Lakers shoot more free throws than opponent (tied)	11-6 (0-1)
When Lakers are behind after three quarters	6-25	When Lakers shoot fewer free throws than opponent	10-22
When Lakers outbreload (or equal) their opponent	15-13 (1-0)	When Lakers score 100 or more points	20-19
When opponents outbreload Lakers	5-16	When Lakers score under 100 points	1-10
When 5 Lakers score in double-figures	7-11	When opponent scores 100 or more points	16-27
When 6 Lakers score in double-figures	5-4	When opponent scores under 100 points	5-2
When 7 Lakers score in double-figures	3-4	When Lakers' reserves outscore opponent's reserves (tied)	13-15
When 8 Lakers score in double-figures	2-0	When opponent's reserves outscore Lakers' reserves	8-14
When all five Lakers starters score in double-figures	3-3	When Lakers shoot .500 or better from the floor	9-1
		When Lakers hold opponent under .400 from the floor	1-0

LAKERS SINGLE-GAME HIGHS / LOWS

	HIGH	LOW		
Points	148 at TEX 2/2	85 at RGV 1/7		
Win Margin	34 at TEX 2/2	1* vs. SCW 12/7		
FG Made	56 at TEX 2/2	31 at STO 11/5		
FG Attempted	111 vs. ACC 11/20	75 vs. NAS 12/29		
FG %	.570 vs. IWA 1/25	.348 at STO 11/5		
FG % (Qtr.)	.762 vs. SCW 12/7	.182 at RGV 1/7		
FG % (Half)	.620 at TEX 2/2	.316 at FWN 12/22		
3-Pt. FG	18* at ACC 3/9	2 at SCW 11/16		
3-Pt. FGA	50 vs. CTN 1/12	13 at MHU 12/1		
3-Pt. FG %	.517 vs. SCW 12/7	.125 at SCW 11/16		
FT	26 vs. NAS 12/29	5 vs. TEX 11/28		
FTA	38 vs. NAS 12/29	6 vs. TEX 11/28		
FT %	.905 at GRD 3/13	.524 vs. ACC 11/20		
Offensive Reb.	22 at SXF 11/24	6* vs. SCW 3/18		
Defensive Reb.	45 at WCB 12/3	22 at AUS 1/18		
Rebounds	58 vs. ERI 12/8	32* at RGV 1/7		
Rebounds (Qtr.)	18* at NAS 2/20	4 vs. IWA 1/25		
Rebounds (Half)	32* at FWN 12/22	10 vs. AUS 3/16		
Assists	34 at TEX 2/2	16* at MHU 12/1		
Assists (Qtr.)	13* at TEX 2/2	1* at IWA 2/1		
Assists (Half)	20* at WIS 3/11	5* at IWA 2/1		
Steals	15 vs. NAS 12/29	2 at SCW 1/27		
Steals (Qtr.)	7 at FWN 12/22	0* at WIS 3/11		
Steals (Half)	10 vs. CCG 12/13	0* at WIS 3/11		
Blocks	8* at FWN 12/22	0 at AUS 1/18		
Blocks (Qtr.)	4* vs. SCW 3/18	0* vs. STO 3/21		
Blocks (Half)	6 at FWN 12/22	0* vs. STO 3/21		
Turnovers	29* vs. NAS 12/29	9* at WIS 3/11		

LAKERS HIGH/LOW QUARTER/HALF

	HIGHS		LOWS	
	PTS	OPP. DATE	PTS	OPP. DATE
1st Quarter	37*	vs. SLC 3/2	9	at RGV 1/7
2nd Quarter	37	at OKL 2/10	18	at SCW 11/16
1st Half	65	at TEX 2/2	34	at RGV 1/7
3rd Quarter	42	vs. TEX 11/28	19	at OKL 2/10
Thru 3	104	vs. TEX 11/28	62	at RGV 1/7
4th Quarter	44	at TEX 2/2	18	at GRD 3/13
2nd Half	83	at TEX 2/2	40	vs. GBO 12/20
Overtime	2*	vs. CTN 1/12		

LAKERS INDIVIDUAL HIGHS

	TOT	PLAYER	OPP	DATE
Points	47	Mykhailiuk	vs. NAS	12/29
FG Made	16	Mykhailiuk	vs. NAS	12/29
FG Attempts	26	Machado	at SXF	11/24
3-Point FG	7*	Wear	at NAS	2/20
3-Point FGA	14	Wear	at WIS	3/11
FT Made	10*	Machado	at OKL	2/10
FT Attempts	11*	Williams	at MHU	1/15
Rebounds	18*	Jones	at WIS	3/11
Assists	16	Machado	at WIS	3/11
Steals	7	Caruso	vs. NAS	12/29
Blocks	4*	Williams	at WCB	12/3

OPP. SINGLE-GAME HIGHS / LOWS

	HIGH	LOW		
Points	152 at SXF 11/23	92 vs. SLC 11/18		
Win Margin	42 at RGV 1/7	1* vs. RGV 2/8		
FG Made	54 at SXF 11/23	34* vs. ACC 3/7		
FG Attempted	105 at FWN 12/22	77* vs. OKL 1/3		
FG %	.568 at SXF 11/23	.378 at GRD 3/13		
FG % (Qtr.)	.750 at STO 11/5	.222 vs. AUS 2/22		
FG % (Half)	.658 at STO 11/5	.324 vs. AUS 2/22		
3-Pt. FG	22 at SXF 11/23	4 at MHU 12/1		
3-Pt. FGA	51 at WCB 12/3	24 at MHU 12/1		
3-Pt. FG %	.593 at STO 11/5	.167 at MHU 12/1		
FT	31 vs. OKL 1/3	4 at FWN 12/22		
FTA	42 vs. OKL 1/3	7 at FWN 12/22		
FT %	.944 vs. ACC 11/20	.474 at SCW 1/27		
Offensive Reb.	19 at FWN 12/22	3 at NAS 2/20		
Defensive Reb.	44 at SLC 11/15	23* vs. IWA 1/25		
Rebounds	61 at FWN 12/22	35* vs. AUS 3/16		
Rebounds (Qtr.)	20* at RGV 1/7	5* at TEX 2/2		
Rebounds (Half)	33* at RGV 1/7	15* vs. AUS 3/16		
Assists	37 at RGV 1/7	12 at MHU 12/1		
Assists (Qtr.)	12* at NAS 3/23	1* at AUS 1/18		
Assists (Half)	20 at RGV 1/7	4* at MHU 1/15		
Steals	19 vs. NAS 12/29	4* vs. AUS 2/22		
Steals (Qtr.)	8 vs. NAS 12/29	0* vs. NAS 3/5		
Steals (Half)	11 at RGV 1/7	1* vs. SXF 12/15		
Blocks	12 at SCW 11/16	0 vs. IWA 11/12		
Blocks (Qtr.)	6* at SCW 1/27	0* at NAS 3/23		
Blocks (Half)	10 at SCW 11/16	0* at NAS 3/23		
Turnovers	32 vs. SLC 11/18	11* at WIS 3/11		

OPPONENTS HIGH/LOW QUARTER/HALF

	HIGHS		LOWS	
	PTS	OPP. DATE	PTS	OPP. DATE
1st Quarter	48	at ACC 3/9	16	at WCB 12/3
2nd Quarter	40	at SXF 11/23	21*	vs. NAS 3/5
1st Half	75	at ACC 3/9	39	at WCB 12/3
3rd Quarter	44	at SXF 11/23	13*	vs. SLC 11/18
Thru 3	116	at SXF 11/23	65	at SCW 11/16
4th Quarter	41	at ACC 1/22	16	vs. AUS 2/22
2nd Half	80	at SXF 11/23	35	vs. AUS 2/22
Overtime	9	vs. CTN 1/12	7	vs. ACC 11/20

OPPONENT INDIVIDUAL HIGHS

	TOT	PLAYER	OPP	DATE
Points	36	Purvis	at SXF	11/23
FG Made	14	Maten	at SXF	11/24
FG Attempts	26*	Sumner	at FWN	12/22
3-Point FG	8	Purvis	at SXF	11/23
3-Point FGA	14*	Gates	at WCB	12/3
FT Made	11	Burton	vs. OKL	1/3
FT Attempts	14*	Johnson-Odom	vs. IWA	1/25
Rebounds	22	Johnson	at FWN	12/22
Assists	14	Jones	at NAS	3/23
Steals	8	Weber	at SXF	11/24
Blocks	7	Anigbogu	at FWN	12/22

* multiple times (most recent listed)





RECORDS & HISTORY

56	Season-by-Season Record
56	Coaching Summary
57	Lakers Honor Roll
59	Individual Regular Season Records
61	Team Regular Season Records
65	All-Time Single Game Highs
66	All-Time Triple-Doubles
66	Margin of Victory / Defeat
66	Winning / Losing Streaks
67	All-Time Overtime Records
68	Season-by-Season Leaders
69	Lakers Ranked in Top 10
70	Lakers Team Statistics
71	Lakers Yearly Rankings
72	All-Time Numerical Roster
73	All-Time Collegiate Roster
75	All-Time Career Leaders
76	Year-by-Year Results
88	All-Time Draft Choices
89	All-Time Transactions
94	All-Time Roster

SEASON-BY-SEASON RECORD / COACHING SUMMARY

SEASON-BY-SEASON		REGULAR SEASON				PLAYOFFS		
Year	Coach	W-L	Pct	Home	Away	Neutral	W-L	Achievement
2006-07	Dan Panaggio	23-27	.460	13-11	9-15	1-1	-	
2007-08	Dan Panaggio	32-18	.640	18-6	12-12	2-0	1-1	
2008-09	Dan Panaggio	19-31	.380	11-13	8-17	0-1	-	
2009-10	Chucky Brown	16-34	.320	9-15	7-17	0-2	-	
2011-12	Eric Musselman	38-12	.760	20-4	16-8	2-0	5-2	Conference Champions
2012-13	Reggie Theus	21-29	.420	14-10	6-18	1-1	-	
2013-14	Robert MacKinnon	31-19	.620	16-8	14-11	1-0	0-2	Division Champions
2014-15	Phil Hubbard	17-33	.340	12-13	5-20	1-1	-	
2015-16	Casey Owens	27-23	.540	17-7	10-14	0-2	5-4	Conference Champions
2016-17	Coby Karl	34-16	.680	15-9	18-6	1-1	1-2	Division Champions
2017-18	Coby Karl	28-22	.560	15-9	11-13	2-0	2-1	
2018-19	Coby Karl	21-29	.420	13-11	8-16	0-2	-	

LAKERS ALL-TIME COACHING SUMMARY

	Regular Season		Playoffs		Total	
	W/L	PCT	W/L	PCT	W/L	PCT
Dan Panaggio	74-76	.493	1-1	.500	75-77	.493
Chucky Brown	16-34	.320	--	--	16-34	.320
Eric Musselman	38-12	.760	5-2	.714	43-14	.754
Reggie Theus	21-29	.420	--	--	21-29	.420
Robert MacKinnon	31-19	.620	0-2	.000	31-21	.596
Phil Hubbard	17-33	.340	--	--	17-33	.340
Casey Owens	27-23	.540	5-4	.556	32-27	.542
Coby Karl	83-67	.553	3-3	.500	86-70	.551

LAKERS ALL-TIME WIN/LOSS RECORD

	Regular Season	Playoffs
Overall Record	307-293 (.512)	15-14 (.517)
UCLA Health Training Center	28-20 (.583)	--
Toyota Sports Center	94-49 (.657)	5-5 (.500)
STAPLES Center	50-45 (.526)	1-0 (1.000)
Citizens Business Bank Arena	2-2 (.500)	--



LAKERS ALL-STARS / TIMES SELECTED

Vander Blue	3	Jabari Brown	1	Courtney Fortson	1	Jelani McCoy	1	Malcolm Thomas	1
Justin Harper	2	Brian Chase	1	Gerald Green	1	Elijah Millsap	1		
Zach Andrews	1	Brandon Costner	1	Manny Harris	1	Diamond Simpson	1		
Sean Banks	1	Joe Crawford	1	Josh Magette	1	Roscoe Smith	1		

ALL-STAR GAME YEAR-BY-YEAR

2006-07	Las Vegas	Chase (15 pts, 5 reb, 3 ast)
2007-08	New Orleans	banks (14 pts, 2 reb, 2 ast), McCoy (6 pts, 9 reb, 2 ast, 2 blk, 1 stl)
2008-09	Phoenix	NONE
2009-10	Dallas	Crawford (7 pts, 3 reb, 1 ast, 1 stl), Simpson (15 pts, 1 reb, 1 ast, 1 stl, 1 blk)
2010-11	Los Angeles	NONE
2011-12	Orlando	Andrews (10 pts, 5 reb, 4 stl), Costner (DNP-Injured), Green* (28 pts, 3 rebs, 1 ast)
2012-13	Houston	Fortson (20 pts, 2 reb, 4 ast, 2 stl)
2013-14	New Orleans	Harris (6 pts, 3 reb, 4 ast, 1 stl), Thomas (DNP)
2014-15	Brooklyn	Brown (17 pts, 2 reb, 4 ast), Blue (8 pts, 2 reb, 5 ast), Smith (5 pts, 7 reb, 1 ast)
2015-16	Toronto	Blue (17 pts, 4 reb, 2 ast), Harper (8 pts, 3 reb, 3 ast, 1 stl)
2016-17	New Orleans	Blue (15 pts, 4 reb, 2 ast), Harper (17 pts, 3 reb, 2 ast), Magette (11 pts, 4 reb, 7 ast, 3 stl)

ALL-STAR WEEKEND THREE-POINT SHOOTOUT PARTICIPANTS

2014-15	Vander Blue
2016-17	Andre Ingram [^]

ALL-STAR WEEKEND SLAM DUNK PARTICIPANTS

2009-10	Dar Tucker [^]
2011-12	Zach Andrews

ALL-STAR GAME HEAD COACHES

2007-08	Dan Panaggio
2016-17	Coby Kart

ALL-NBA G LEAGUE FIRST TEAM

Vander Blue	(2)	2016, 2017
Jeff Ayres	(1)	2016
Thomas Bryant	(1)	2018
Sean Banks	(1)	2008
Malcolm Thomas	(1)	2012

ALL-NBA G LEAGUE SECOND TEAM

Alex Caruso	(1)	2018
Courtney Fortson	(1)	2012
Josh Magette	(1)	2017
Elijah Millsap	(1)	2012

ALL-NBA G LEAGUE THIRD TEAM

Jabari Brown	(1)	2015
Brandon Costner	(1)	2012
Ryan Gomes	(1)	2016
Jerome Jordan	(1)	2013
Jelani McCoy	(1)	2008
Terrence Williams	(1)	2014

ALL-NBA G LEAGUE HONORABLE MENTION

Zach Andrews	(1)	2012
Brian Chase	(1)	2007
Joe Crawford	(1)	2009
Stephane Lasme	(1)	2008

NBA G LEAGUE MOST VALUABLE PLAYER

Vander Blue	(1)	2017
-------------	-----	------

NBA G LEAGUE COACH OF THE YEAR

Eric Musselman	(1)	2012
----------------	-----	------

NBA G LEAGUE DEFENSIVE PLAYER OF THE YEAR

Stephane Lasme	(1)	2008
----------------	-----	------

NBA G LEAGUE IMPACT PLAYER OF THE YEAR

Ryan Gomes	(1)	2016
------------	-----	------

NBA G LEAGUE ALL-DEFENSIVE FIRST TEAM

David Nwaba	(1)	2017
Malcolm Thomas	(1)	2012

NBA G LEAGUE ALL-DEFENSIVE SECOND TEAM

Courtney Fortson	(1)	2012
------------------	-----	------

NBA G LEAGUE ALL-DEFENSIVE THIRD TEAM

Elijah Millsap	(1)	2013
----------------	-----	------

NBA G LEAGUE ALL-ROOKIE FIRST TEAM

Thomas Bryant	(1)	2018
---------------	-----	------

NBA G LEAGUE ALL-ROOKIE SECOND TEAM

James Southerland	(1)	2014
-------------------	-----	------

NBA G LEAGUE ALL-SHOWCASE SECOND TEAM

Alex Caruso	(1)	2018
-------------	-----	------

* Most Valuable Player, ^ Champion

LAKERS HONOR ROLL

NBA G LEAGUE PLAYER OF THE WEEK (WEEK ENDING...)

Vander Blue	(3)	2/22/16, 12/25/16, 1/29/17
Manny Harris	(3)	1/5/14, 1/12/14, 12/22/14
Sean Banks	(2)	2/11/08, 4/7/08
Brandon Costner	(2)	12/12/11, 3/23/14
Jabari Brown	(1)	1/12/15
Brian Chase	(1)	3/3/08
Joe Crawford	(1)	2/2/09
Courtney Fortson	(1)	12/16/12
Gerald Green	(1)	2/13/12
Scott Machado	(1)	3/18/19
Josh Magette	(1)	2/12/17
Elijah Millsap	(1)	4/9/12
Travis Wear	(1)	2/5/18
Shawne Williams	(1)	3/16/14
Terrence Williams	(1)	1/26/14

NBA G LEAGUE PLAYER OF THE MONTH

Vander Blue	(1)	February 2016
Brandon Costner	(1)	December 2011
Scott Machado	(1)	March 2019
Jamario Moon	(1)	March 2012
Terrence Williams	(1)	January 2014

NBA G LEAGUE COACH OF THE MONTH

Coby Karl	(1)	November 2017
-----------	-----	---------------

ALL-TIME GATORADE NBA CALL-UPS

Jeff Ayres	2015-16	LA Clippers
Vander Blue	2014-15	Los Angeles Lakers
Jabari Brown	2014-15	Los Angeles Lakers
Joe Crawford	2008-0	New York Knicks
Courtney Fortson	2011-12	Los Angeles Clippers
	2011-12	Houston Rockets
Jamaal Franklin	2014-15	Denver Nuggets
Gerald Green	2011-12	New Jersey Nets
Justin Harper	2015-16	Detroit Pistons
	2016-17	Philadelphia 76ers
Manny Harris	2013-14	Los Angeles Lakers
Lazar Hayward	2012-13	Minnesota Timberwolves
Andre Ingram	2017-18	Los Angeles Lakers
	2018-19	Los Angeles Lakers
Jemerrio Jones	2018-19	Los Angeles Lakers
Stephane Lasme	2007-08	Miami Heat
Scott Machado	2018-19	Los Angeles Lakers
Jelani McCoy	2007-08	Denver Nuggets
Jamario Moon	2011-12	Charlotte Bobcats
David Nwaba (2x)	2016-17	Los Angeles Lakers
Ishmael Smith	2011-12	Orlando Magic
James Southerland	2013-14	New Orleans Pelicans
Malcolm Thomas	2011-12	San Antonio Spurs
	2011-12	Houston Rockets
	2012-13	Golden State Warriors
	2012-13	Chicago Bulls
	2013-14	San Antonio Spurs
Jamaal Tinsley	2011-12	Utah Jazz
Travis Wear (2x)	2017-18	Los Angeles Lakers
Johnathan Williams	2018-19	Los Angeles Lakers
Shawne Williams	2013-14	Los Angeles Lakers

PLAYERS WITH LOS ANGELES LAKERS AND SOUTH BAY LAKERS EXPERIENCE

Tarick Black	Vander Blue	Isaac Bonga
Anthony Brown	Jabari Brown	Thomas Bryant
Derrick Character	Alex Caruso	Jordan Clarkson
Devin Ebanks	Jordan Farmar	Andrew Goudetock
Devin Green	Josh Hart	Manny Harris
Xavier Henry	Andre Ingram	Darius Johnson-Odom
Jemerrio Jones	Coby Karl	Ryan Kelly
Scott Machado	Jelani McCoy	Darius Morris
Svi Mykhailiuk	David Nwaba	Gary Payton II
Robert Sacre	Malcolm Thomas	Moe Wagner
Travis Wear	Johnathan Williams	Shawne Williams
Sun Yue	Ivica Zubac	

ALL-TIME STAFF CALL-UPS

T.C. Greene	Clay Moser	Isaac Yacob
Conner Henry	Will Patterson	
Nina Hseih	Daniel Ramirez	
Larry Lewis	Thomas Scott	
Mark Madsen	Will Scott	
Heather Mau	Luke Walton	



REGULAR SEASON INDIVIDUAL RECORDS

MOST POINTS

Game	56	Manny Harris	@ SCW	2/8/14
Season	1,262	Vander Blue		2015-16
Career	3,855	Vander Blue		2014-18

MOST FG MADE

Game	20	Manny Harris	@ SCW	2/8/14
Season	412	Vander Blue		2015-16
Career	1,285	Vander Blue		2014-18

MOST FG ATTEMPTED

Game	39	Manny Harris	@ SCW	2/8/14
Season	937	Vander Blue		2015-16
Career	2,893	Vander Blue		2014-18

HIGHEST FG %

Season	.649	David Nwaba (min. 200 FGM)		2016-17
Career	.649	David Nwaba (min. 200 FGM)		2016-17

MOST FREE THROWS MADE

Game	23*	Vander Blue	@ RNO	3/29/17
Season	363*	Vander Blue		2016-17
Career	1,005	Vander Blue		2014-18

MOST FREE THROWS ATTEMPTED

Game	27	Vander Blue	@ RNO	3/29/17
Season	450	Vander Blue		2016-17
Career	1,274	Vander Blue		2014-18

FREE THROW %

Season	.898	Scott Machado (min. 125 FTM)		2018-19
Career	.913	Brian Chase (min. 150 FTM)		2006-08

MOST 3-PT FG MADE

Game	8	V.J. Beachem	@ TEX	11/24/17
	8	Brian Chase	vs. ALB	4/3/07
	8	Gerald Green	vs. ERI	2/6/12
Season	117	Brian Chase		2006-07
Career	444	Andre Ingram		2011-12,13-pres.

MOST 3-PT FG ATTEMPTED

Game	18	Brian Chase	vs. IDA	3/2/08
Season	315	Josh Magette		2016-17
Career	970	Andre Ingram		2011-12,13-16, 16-pres.

3-PT FIELD GOAL %

Season	.496	Andre Ingram (min. 82 3FGM)		2015-16
Career	.476	Ryan Forehan-Kelly (min. 200 3FGA)		2008-09

MOST REBOUNDS

Game	20	Diamon Simpson	vs. BAK	12/22/09
Season	540	Roscoe Smith		2014-15
Career	838	Travis Wear		2016-19

MOST OFFENSIVE REBOUNDS

Game	11	David Nwaba	at TEX	2/11/17
Season	182	Roscoe Smith		2014-15
Career	242	Zach Andrews		2011-14,14-16

MOST DEFENSIVE REBOUNDS

Game	16	Roscoe Smith	vs. RNO	12/20/14
Season	358	Roscoe Smith		2014-15
Career	713	Travis Wear		2016-19

MOST ASSISTS

Game	22	Josh Magette	vs. TEX	3/19/16
Season	468	Josh Magette		2016-17
Career	1226	Josh Magette		2013-14,15-17

MOST STEALS

Game	7	Alex Caruso	vs. NAS	12/29/18
	7	Alex Caruso	@ DEL	12/19/17
	7	Alex Caruso	@ AUS	11/18/17
	7	Frank Robinson	vs. BAK	3/2/10
	7	Courtney Fortson	vs. TEX	3/16/13
	7	Vander Blue	@ SCW	11/20/15
	7	Josh Magette	@ SCW	12/22/15
Season	110	Josh Magette		2016-17
Career	281	Josh Magette		2013-14,15-17

MOST BLOCKED SHOTS

Game	8	Stephane Lasme	@ UTA	12/15/07
	8	Ater Majok	@ RGV	1/7/15
Season	95	Stephane Lasme		2007-08
Career	109	Jamario Moon		2011-15

* Denotes NBA G League Record

REGULAR SEASON INDIVIDUAL RECORDS (OPPONENTS)

MOST POINTS

Game	52	Osiris Eldridge	@ BAK	12/16/11
------	----	-----------------	-------	----------

MOST FG MADE

Game	21	Kevin Murphy	@ IDA	2/1/14
------	----	--------------	-------	--------

MOST FG ATTEMPTED

Game	37	Morris Almond	@ UTA	12/15/07
------	----	---------------	-------	----------

MOST FREE THROWS MADE

Game	18	Joe Jackson	@ BAK	2/27/15
------	----	-------------	-------	---------

MOST FREE THROWS ATTEMPTED

Game	19	Patrick Miller	at SXF	1/21/17
	19	Alonzo Gee	vs. AUS	2/18/10

MOST 3-PT FG MADE

Game	10	Gabe York	at ERI	12/15/16
	10	Brady Hestip	vs. RNO	1/3/15

MOST 3-PT FG ATTEMPTED

Game	19	Brady Hestip	vs. RNO	1/3/15
------	----	--------------	---------	--------

MOST REBOUNDS

Game	29	Jack Cooley	@ IDA	3/13/15
------	----	-------------	-------	---------

MOST OFFENSIVE REBOUNDS

Game	12	Vince Hunter	vs. RNO	11/21/15
------	----	--------------	---------	----------

MOST DEFENSIVE REBOUNDS

Game	20	Jack Cooley	@ IDA	3/13/15
------	----	-------------	-------	---------

MOST ASSISTS

Game	19	Curtis Stinson	vs. IWA	2/16/10
------	----	----------------	---------	---------

MOST STEALS

Game	8	Orien Greene	vs. UTA	12/1/09
	8	Briante Weber	@ SXF	11/24/18

MOST BLOCKED SHOTS

Game	11	Sim Bhullar	@ RNO	2/22/15
------	----	-------------	-------	---------



REGULAR SEASON TEAM RECORDS (HIGHS)

MOST POINTS

Game	175*	vs. RNO	12/20/14
Half	98*	vs. RNO	1/3/15
Quarter	56*	vs. RNO	12/20/14
Overtime	25	@ IWA	4/1/09
Season	6,114	122.3 per game	2013-14

MOST FG MADE

Game	72*	vs. RNO	1/3/15
Season	2,215	44.3 per game	2013-14

MOST FG ATTEMPTED

Game	120	at SCW	3/30/17
Season	4,775	95.5 per game	2013-14

HIGHEST FG %

Game	.643	vs. RNO	1/3/15
Season	.486	(1,972-4,058)	2007-08

MOST FREE THROWS MADE

Game	48	vs. IDA	3/12/12
Season	1,102		2016-17

MOST FREE THROWS ATTEMPTED

Game	62	vs. IDA	3/12/12
Season	1,569		2014-15

HIGHEST FREE THROW %

Game	1.000	vs. NAS	1/31/18
	1.000	@ DEL	12/19/17
	1.000	vs. UTA	11/25/07
	1.000	vs. RNO	3/23/10
Season	.782	(1,089-1,392)	2015-16

MOST 3-PT FG MADE

Game	26	vs. BAK	2/5/14
Season	675		2013-14

MOST 3-PT FG ATTEMPTED

Game	54	vs. SCW	3/22/14
Season	1,785		2013-14

HIGHEST 3-PT FG%

Game	1.000	@ BAK	11/26/06
Season	.387	(644-1662)	2017-18

MOST REBOUNDS

Game	65	vs. IWA	11/11/16
Season	2,334		2017-18

MOST OFFENSIVE REBOUNDS

Game	26	vs. AUS	12/11/14
Season	675		2006-07

MOST DEFENSIVE REBOUNDS

Game	51	vs. SLC	12/30/17
Season	1,723		2017-18

MOST ASSISTS

Game	48*	vs. RNO	12/20/14
Season	1,295		2018-19

MOST PERSONAL FOULS

Game	42	vs. ANA	4/11/08
Season	1,162		2015-16

MOST STEALS

Game	23	@ SCW	2/20/13
Season	560		2013-14

MOST BLOCKED SHOTS

Game	16	@ RGV	2/17/08
	16	vs. ANA	3/30/08
Season	371		2007-08

MOST TURNOVERS

Game	35	vs. RNO	12/6/14
Season	880		2006-07

MOST VICTORIES

Season	38		2011-12
Consecutive	10		1/30/12-2/29/12
Home	.833 (20-4)		2011-12
	.750 (18-6)		2007-08
Road	.720 (18-7)		2016-17

* Denotes NBA G League Record

REGULAR SEASON TEAM RECORDS (LOWS)

FEWEST POINTS

Game	71	@ IDA	2/3/07
Overtime	0	@ RGV	11/27/15
Season	4,870	97.4 per game	2006-07

FEWEST FG MADE

Game	24	@ SXF	2/10/07
Season	1,836		2006-07

FEWEST FG ATTEMPTED

Game	64	@ TEX	12/23/11
	64	@ BAK	1/6/10
Season	3,985		2011-12

LOWEST FG %

Game	.294	vs. COL	12/10/06
Season	.450	(1,963-4,366)	2015-16

FEWEST FREE THROWS MADE

Game	5	vs. RNO	3/10/17
	5	vs. TEX	11/28/18
Season	787		2018-19

FEWEST FREE THROWS ATTEMPTED

Game	6	vs. TEX	11/28/18
Season	1,089		2018-19

LOWEST FREE THROW %

Game	.407	vs. RNO	2/17/14
Season	.708	(928-1,310)	2008-09

FEWEST 3-PT FG MADE

Game	0	vs. COL	12/10/06
	0	vs. IDA	1/7/07
	0	vs. RNO	12/4/09
Season	227		2006-07

FEWEST 3-PT FG ATTEMPTED

Game	2	@ BAK	11/26/06
Season	652		2006-07

LOWEST 3-PT FIELD GOAL %

Game	.000	vs. COL	12/10/06
	.000	vs. IDA	1/7/07
	.000	vs. RNO	12/4/09
Season	.322	(244-758)	2009-10

FEWEST REBOUNDS

Game	27	vs. OKL	2/11/17
	27	@ TEX	12/26/15
Season	2,008		2008-09

FEWEST OFFENSIVE REBOUNDS

Game	3	vs. LIN	1/11/18
	3	@ IWA	11/15/17
Season	559		2012-13

FEWEST DEFENSIVE REBOUNDS

Game	17	vs. COL	12/10/06
Season	1,381		2006-07

FEWEST ASSISTS

Game	2	@ GRD	11/26/14
Season	913		2006-07

FEWEST PERSONAL FOULS

Game	11	@ IDA	2/3/07
	11	@ SCW	12/22/15
Season	924		2017-18

FEWEST STEALS

Game	1	@ ANA	4/7/07
	1	vs. ERI	1/7/10
Season	388		2007-08

FEWEST BLOCKED SHOTS

Game	0*	@ AUS	1/18/19
Season	206		2009-10

*several times, most recent listed

FEWEST TURNOVERS

Game	4	vs. IWA	11/11/16
Season	666		2015-16

DEFEATS

Season	.320 (16-34)	2009-10
Consecutive	7	3/3/07-3/25/07
	7	1/5/09-1/20/09
	7	3/23/10-4/3/10
Home	.375 (9-15)	2009-10
	.458 (11-13)	2008-09
Road	.200 (5-20)	2014-15

* Denotes NBA G League Record



REGULAR SEASON OPPONENT TEAM RECORDS (HIGHS)

MOST POINTS

Game	174	vs. RNO	1/3/15
Overtime	19	@ IWA	4/1/09
Season	6,052	121.0 per game	2014-15

MOST FG MADE

Game	60	vs. RNO	1/3/15
Season	2,290		2014-15

MOST FG ATTEMPTED

Game	135	vs. RNO	12/6/14
Season	4,773		2014-15

HIGHEST FG %

Game	.602	@ GRD	11/26/14
Season	.484	(1,998-4,127)	2009-10

MOST FREE THROWS MADE

Game	41	vs. ANA	4/11/08
Season	1,057		2008-09

MOST FREE THROWS ATTEMPTED

Game	57	vs. ANA	4/11/08
Season	1,407		2009-10

HIGHEST FREE THROW %

Game	1.000	vs. MNE	2/5/18
	1.000	@ SLC	12/11/17
	1.000	vs. SCW	2/10/14
Season	.773	(951-1,230)	2006-07

MOST 3-PT FG MADE

Game	28	vs. RNO	1/3/15
Season	645		2018-19

MOST 3-PT FG ATTEMPTED

Game	63	vs. RNO	12/20/14
Season	1,835		2018-19

HIGHEST 3-PT FG%

Game	.692	vs. SXF	1/5/13
Season	.378	(385-1,019)	2009-10

MOST REBOUNDS

Game	67	@ TEX	2/27/14
Season	2,635		2013-14

MOST OFFENSIVE REBOUNDS

Game	27	@ ANA	2/1/08
Season	767		2014-15

MOST DEFENSIVE REBOUNDS

Game	52	@ SCW	12/17/13
Season	1,886		2013-14

MOST ASSISTS

Game	42	vs. SXF	12/8/17
Season	1,329		2014-15

MOST PERSONAL FOULS

Game	41	vs. IDA	3/12/12
Season	1,229		2011-12

MOST STEALS

Game	20	@ ARK	12/22/06
Season	490		2018-19

MOST BLOCKED SHOTS

Game	16	vs. RNO	12/4/09
Season	317		2018-19

MOST TURNOVERS

Game	32	vs. SLC	11/18/18
Season	936		2013-14

REGULAR SEASON OPPONENT TEAM RECORDS (Lows)

FEWEST POINTS

Game	68	vs. BAK	12/17/11
Overtime	2	@ RNO	12/5/09
	2	@ RGV	4/4/15
Season	4,879		2011-12

FEWEST FG MADE

Game	24	vs. ALB	12/29/09
Season	1,736		2011-12

FEWEST FG ATTEMPTED

Game	62	@ AUS	12/26/06
Season	3,928		2011-12

LOWEST FG %

Game	.309	vs. UTA	1/27/08
Season	.438	(1,862-4,248)	2007-08

FEWEST FREE THROWS MADE

Game	4	@ FWN	12/22/18
	4	@ DAK	11/25/11
Season	762		2017-18

FEWEST FREE THROWS ATTEMPTED

Game	7	@ FWN	12/22/18
	7	@ IDA	2/3/07
	7	vs. BAK	12/14/08
	7	vs. RGV	11/19/14
Season	1,022		2017-18

LOWEST FREE THROW %

Game	.389	vs. RGV	11/19/14
Season	.700	(920-1,310)	2014-15

FEWEST 3-PT FG MADE

Game	0	@ BAK	3/12/08
	0	vs. UTA	1/9/09
Season	258		2006-07

FEWEST 3-PT FG ATTEMPTED

Game	3	vs. BAK	3/25/07
Season	776		2006-07

LOWEST 3-PT FIELD GOAL %

Game	.000	@ BAK	3/12/08
	.000	vs. UTA	1/9/09
Season	.320	(270-844)	2008-09

FEWEST REBOUNDS

Game	25	vs. RNO	11/28/11
	25	@ TEX	12/23/11
Season	1,950		2011-12

FEWEST OFFENSIVE REBOUNDS

Game	3	@ NAS	2/20/19
Season	545		2011-12

FEWEST DEFENSIVE REBOUNDS

Game	17	@ BAK	11/26/06
Season	1,349		2006-07

FEWEST ASSISTS

Game	7	@ GRD	11/26/14
Season	997		2011-12

FEWEST PERSONAL FOULS

Game	11	vs. RNO	4/9/09
	11	vs. RNO	3/23/10
Season	1,021		2018-19

FEWEST STEALS

Game	1	@ RGV	2/17/08
Season	358		2015-16

FEWEST BLOCKED SHOTS

Game	0	@ UTA	2/27/10
	0	vs. SCW	3/30/13
	0	vs. BAK	2/5/14
	0	@ RNO	11/13/15
	0	@ IDA	2/8/16
	0	@ RNO	12/10/17
	0	vs. IWA	11/12/18
Season	195		2011-12

FEWEST TURNOVERS

Game	6	vs. OKL	3/3/18
	6	@ RGV	2/17/08
Season	756		2007-08



ALL-TIME SINGLE GAME HIGHS

POINTS

Manny Harris	@ Santa Cruz	2/8/14	56
Vander Blue	@ Bakersfield	3/15/16	51
Terrence Williams	@ Idaho	1/31/14	50
Jabari Brown	@ Sioux Falls	1/10/15	50
Manny Harris	@ Idaho	1/10/14	49

REBOUNDS

Diamon Simpson	vs. Bakersfield	12/22/09	20
Nick VanderLaan	@ Idaho	1/7/07	19
Marcus White	vs. Anaheim	12/10/08	19
Tarik Black	vs. Bakersfield	1/2/16	19
Malcolm Thomas	vs. Rio Grande Valley	11/23/13	18
Roscoe Smith	@ Santa Cruz	11/14/14	18
Malcolm Thomas	@ Rio Grande Valley	11/28/15	18
Ryan Gomes	vs. Reno	2/20/16	18
Jemerrio Jones	at Wisconsin	3/11/19	18
Jemerrio Jones	at Sioux Falls	11/24/18	18

ASSISTS

Josh Magette	vs. Texas	3/19/16	22
Scott Machado	vs. Oklahoma City	3/3/18	18
Scott Machado	vs. Northern Arizona	2/9/18	17
Josh Magette	vs. Santa Cruz	11/19/16	17
Scott Machado	at Wisconsin	3/11/19	16
Scott Machado	vs. Texas	2/12/18	16
Alex Caruso	at Texas	2/2/19	15
Jamaal Tinsley	vs. Rio Grande Valley	12/5/11	15
Courtney Fortson	vs. Idaho	2/22/12	15
Courtney Fortson	vs. Idaho	3/20/13	15
Josh Magette	@ Bakersfield	12/4/15	15
Josh Magette	vs. Austin	1/16/16	15
Josh Magette	@ Oklahoma City	11/29/16	15
Josh Magette	vs. Reno	12/8/16	15
Josh Magette	vs. Texas	1/22/17	15
Josh Magette	vs. Texas	3/22/17	15
Josh Magette	vs. Santa Cruz	3/25/17	15
Vander Blue	@ Canton	12/22/17	14
Scott Machado	@ Rio Grande Valley	1/4/18	14
Courtney Fortson	vs. Fort Wayne	1/19/13	14
Courtney Fortson	vs. Texas	3/6/13	14
Josh Magette	vs. Bakersfield	2/5/14	14
Josh Magette	@ Canton	3/14/14	14
Josiah Turner	@ Oklahoma City	1/13/15	14
Josh Magette	vs. Grand Rapids	1/7/17	14
Josh Magette	@ Sioux Falls	1/21/17	14

BLOCKED SHOTS

Ater Majok	@ Rio Grande Valley	1/7/15	8
Stephane Lasme	@ Utah	12/15/07	8
Travis Hyman	vs. Maine	1/13/14	7
Brandon Wallace	vs. Colorado	3/26/08	7
Eloy Vargas	vs. Reno	12/6/14	6

STEALS

Alex Caruso	vs. Northern Arizona	12/29/18	7
Alex Caruso	@ Delaware	12/19/17	7
Alex Caruso	@ Austin	11/18/17	7
Frank Robinson	vs. Bakersfield	3/2/10	7
Courtney Fortson	vs. Texas	3/16/13	7
Vander Blue	@ Santa Cruz	11/20/15	7
Josh Magette	@ Santa Cruz	12/22/15	7

FIELD GOALS MADE

Manny Harris	@ Santa Cruz	2/8/14	20
Manny Harris	@ Idaho	1/10/14	18
Terrence Williams	@ Idaho	1/31/14	18
Roscoe Smith	vs. Reno	12/6/14	17
Manny Harris	vs. Reno	12/20/14	17
Vander Blue	@ Bakersfield	3/15/16	17

FIELD GOALS ATTEMPTED

Manny Harris	@ Santa Cruz	2/8/14	39
Terrence Williams	@ Idaho	1/31/14	37
Terrence Williams	@ Idaho	2/1/14	33
Courtney Fortson	@ Idaho	3/1/12	31
Manny Harris	vs. Rio Grande Valley	11/19/14	31

3-POINT FIELD GOALS MADE

V.J. Beachem	@ Texas	11/24/17	8
Brian Chase	vs. Albuquerque	4/3/07	8
Gerald Green	vs. Erie	2/6/12	8
Svi Mykhailiuk	vs. Texas	11/28/18	7
Travis Wear	@ Northern Arizona	2/20/19	7
Travis Wear	vs. Texas	2/12/18	7
Andre Ingram	vs. Oklahoma City	1/28/18	7
Brian Chase	vs. Idaho	3/2/08	7
Brandon Heath	@ Reno	1/11/09	7
Brandon Costner	@ Dakota	11/26/11	7
Shawne Williams	vs. Bakersfield	2/5/14	7
James Southerland	vs. Reno	2/17/14	7
Brandon Costner	vs. Santa Cruz	3/22/14	7
Shawne Williams	vs. Bakersfield	3/24/14	7
Terrence Williams	vs. Erie	4/2/14	7
Andre Ingram	vs. Austin	1/16/16	7
Andre Ingram	@ Sioux Falls	3/18/17	7

3-POINT FIELD GOALS ATTEMPTED

Brian Chase	vs. Idaho	3/2/08	18
Travis Wear	@ Wisconsin	3/11/19	14
Brandon Costner	@ Dakota	11/26/11	14
Brandon Costner	vs. Idaho	12/10/11	14
Courtney Fortson	@ Idaho	3/1/12	14
Josh Magette	vs. Oklahoma City	2/11/17	14

FREE THROWS MADE

Vander Blue	@ Reno	3/29/17	23*
Vander Blue	@ Long Island	12/19/16	17
Sean Banks	vs. Bakersfield	1/28/07	16
Jabari Brown	@ Bakersfield	2/17/15	16
Jabari Brown	vs. Austin	2/21/15	16
Vander Blue	vs. Fort Wayne	3/27/15	16
Vander Blue	vs. Idaho	2/27/16	16
Sean Banks	@ Anaheim	4/5/08	15
Dwayne Mitchell	vs. Idaho	12/16/08	15
Elijah Millsap	@ Erie	12/29/11	15
Manny Harris	vs. Delaware	3/5/14	15
Manny Harris	@ Reno	11/13/15	15

FREE THROWS ATTEMPTED

Vander Blue	@ Reno	3/29/17	27*
Brandon Costner	@ Bakersfield	12/16/11	20
Terrence Williams	@ Reno	1/24/14	20
Jabari Brown	@ Bakersfield	2/17/15	19
Jabari Brown	vs. Austin	2/21/15	19
Jamaal Franklin	vs. Texas	3/7/15	19
Vander Blue	vs. Fort Wayne	3/27/15	19
Vander Blue	vs. Idaho	1/18/16	19

* Denotes NBA G League Record

TRIPLE-DOUBLES / SCORE MARGINS / STREAKS

ALL-TIME LAKERS TRIPLE-DOUBLES

Vander Blue (2)			Ryan Gomes (1)			Elijah Millsap (2)		
2/28/15	vs. BAK	14 pts, 10 reb, 11 ast	2/20/16	vs. RNO	18 pts, 18 reb, 10 ast	3/3/12	at FTW	20 pts, 10 reb, 10 ast
2/5/15	@ RNO	27 pts, 12 reb, 13 ast				1/20/12	at BAK	26 pts, 14 reb, 10 ast
Jamaal Franklin (3)			Manny Harris (2)			Gary Payton II (1)		
3/28/15	vs. FWN	19 pts, 10 reb, 10 ast	12/20/14	vs. RNO	39 pts, 10 reb, 13 ast	1/26/18	vs. WCB	14 pts, 12 reb, 11 ast
3/25/15	vs. OKL	11 pts, 12 reb, 10 ast	12/6/14	vs. RNO	23 pts, 10 reb, 12 ast			
2/25/15	vs. WES	22 pts, 10 reb, 11 ast						
Courtney Fortson (1)			Scott Machado (1)			Eniel Polynice (1)		
2/4/12	vs. ERI	13 pts, 10 reb, 10 ast	2/9/18	vs. NAS	16 pts, 10 reb, 17 ast	12/12/11	vs. TEX	23 pts, 10 reb, 11 ast
			Josh Magette (2)					
			3/25/17	vs. SCW	25 pts, 10 reb, 15 ast			
			1/16/16	vs. AUS	13 pts, 10 reb, 15 ast			

SCORE MARGINS

LARGEST MARGIN OF VICTORY

DATE	OPPONENT	SCORE	MARGIN
2/12/18	vs. Texas	155-114	41
1/30/12	vs. Canton	127-87	40
12/11/13	at Bakersfield	131-96	35
3/15/14	at Canton	130-98	32
11/28/11	vs. Reno	135-103	32
1/6/12	at Reno	109-78	31
2/6/12	vs. Erie	138-107	31
12/21/13	vs. Idaho	121-91	30
11/11/16	vs. Iowa	127-98	29
11/11/17	vs. Austin	110-82	28
1/4/08	vs. Dakota	121-93	28
12/17/11	vs. Bakersfield	96-68	28
3/28/12	vs. Reno	117-89	28
1/29/17	at Austin	132-104	28

LARGEST MARGIN OF DEFEAT

DATE	OPPONENT	SCORE	MARGIN
1/7/19	at Rio Grande Valley	85-127	42
11/23/18	at Sioux Falls	112-152	40
1/21/15	vs. Santa Cruz	103-138	35
1/17/18	vs. Iowa	89-123	34
12/10/17	at Reno	100-133	33
3/23/13	vs. Bakersfield	83-112	29
12/10/06	vs. Colorado	84-113	29
1/20/09	at Utah	113-85	28
11/26/14	at Grand Rapids	127-99	28
12/30/14	at Canton	115-87	28
11/14/14	at Santa Cruz	122-95	27
2/1/13	at Idaho	114-88	26
11/28/08	vs. Bakersfield	90-116	26
4/5/13	at Idaho	125-101	24

WIN / LOSS STREAKS

LONGEST WIN STREAK (SINGLE SEASON)

10, 2011-12	6, 2013-14
9, 2015-16	6, 2007-08*
7, 2011-12^	6, 2016-17

LONGEST HOME WIN STREAK (SINGLE SEASON)

14, 2015-16	7, 2016-17
13, 2011-12	6, 2007-08
8, 2012-13	5, 2006-07

LONGEST ROAD WIN STREAK (SINGLE SEASON)

7, 2007-08	4, 2006-07
6, 2017-18	4, 2013-14
5, 2016-17	

LONGEST LOSING STREAK (SINGLE SEASON)

7, 2006-07	6, 2009-10
7, 2008-09	6, 2012-13
7, 2009-10	6, 2014-15

LONGEST HOME LOSING STREAK (SINGLE SEASON)

6, 2009-10	5, 2006-07
5, 2016-17	

LONGEST ROAD LOSING STREAK (SINGLE SEASON)

9, 2006-07	7, 2012-13
8, 2014-15	6, 2009-10
7, 2008-09	6, 2012-13



ALL-TIME OVERTIME RECORD

2006-07 (1-1)

W	Feb. 21	vs. Arkansas	136-132	(20T)
L	Apr. 7	@ Anaheim	111-113	(20T)

2007-08 (1-1)

W	Dec. 15	@ Utah	130-126	(20T)
L	Apr. 5	@ Anaheim	106-109	

2008-09 (3-2)

L	Dec. 7	vs. Tulsa	97-101	
W	Jan. 27	vs. Idaho	106-103	
W	Mar. 6	vs. Anaheim	108-103	
L	Mar. 29	@ Erie	94-97	
W	Apr. 1	@ Iowa	130-124	

2009-10 (3-2)

W	Dec. 5	@ Reno	117-111	(20T)
W	Dec. 22	vs. Bakersfield	105-102	
L	Jan. 3	vs. Rio Grande Valley	101-108	
L	Feb. 27	@ Utah	124-126	
W	Mar. 12	@ Idaho	121-115	

2010-11* (0-0)

No Overtime Games

2011-12 (1-0)

W	Dec. 30	@ Fort Wayne	104-97	
---	---------	--------------	--------	--

2012-13 (1-0)

W	Dec. 15	vs. Reno	134-124	(30T)
---	---------	----------	---------	-------

2013-14 (0-4)

L	Dec. 17	@ Santa Cruz	114-115	
L	Feb. 22	vs. Idaho	128-129	
L	Mar. 1	@ Texas	126-137	
L	Apr. 4	@ Fort Wayne	128-129	(20T)

2014-15 (2-0)

W	Mar. 25	vs. Oklahoma City	106-105	
W	Apr. 4	@ Rio Grande Valley	130-123	

2015-16 (1-1)

L	Nov. 27	@ Rio Grande Valley	108-123	
W	Jan. 18	vs. Idaho	122-118	(20T)

2016-17 (3-0)

W	Nov. 23	vs. Northern Arizona	142-135	(20T)
W	Jan. 14	vs. Canton	122-118	
W	Apr. 1	vs. Salt Lake City	109-108	

2017-18 (3-1)

W	Nov. 4	@ Santa Cruz	138-135	
W	Dec. 5	@ Northern Arizona	148-144	
W	Dec. 8	vs. Sioux Falls	139-135	
L	Feb. 11	@ Santa Cruz	127-131	

2018-19 (0-2)

L	Nov. 20	vs. Agua Caliente	120-125	
L	Jan. 12	vs. Canton	115-122	

ALL-TIME OVERTIME RECORDS

Most OT Games (Season)	5	2008-09, 2009-10	Triple Overtime Record	1-0	1.000
Fewest OT Games (Season)	1	2011-12, 2012-13	Overall OT Record	19-14	.576
Most OT Wins (Season)	3	2008-09, 2016-17, 2017-18	Home OT Record	11-5	.688
Best OT Record (Season)	3-0	2016-17	Road OT Record	8-9	.471
Most OT Losses (Season)	4	2013-14			
Consecutive OT Games	2	2008-09, 2017-18			
Consecutive OT Wins	7	2015-18			
Consecutive OT Losses	4	2013-14			
Most OT Periods	3	vs. Reno (12/15/12)			
Double-Overtime Record	5-2	.714			

* The South Bay Lakers did not field a team in 2010-11

SEASON-BY-SEASON LEADERS

SCORING

	G	PTS	AVG
2006-07	Chase	46 745	16.2
2007-08	Banks	49 1,063	21.7
2008-09	Mitchell	49 909	18.6
2009-10	Forehan-Kelly	50 739	14.8
2010-11	--	--	--
2011-12	Millsap	41 796	19.4
2012-13	Fortson	46 820	17.8
2013-14	Williams	49 705	14.4
2014-15	Blue	49 1,142*	23.2
2015-16	Blue	48 1,262*	26.3*
2016-17	Blue	47 1,166*	24.8
2017-18	Bryant	37 728	19.7
2018-19	Machado	45 739	16.4

ASSISTS

	G	AST	AVG
2006-07	Chase	46 173	3.8
2007-08	Banks	49 148	3.0
2008-09	Mitchell	49 210	4.3
2009-10	Wormely	43 165	3.8
2010-11	--	--	--
2011-12	Greene	40 182	4.6
2012-13	Fortson	46 328*	7.1*
2013-14	Magette	50 347	6.9
2014-15	Blue	49 262	5.3
2015-16	Magette	45 412*	9.2*
2016-17	Magette	50 468*	9.3*
2017-18	Machado	46 401	8.7
2018-19	Machado	45 362	8.0

REBOUNDS

	G	REB	AVG
2006-07	Patterson	50 360	7.2
2007-08	McCoy	36 283	7.9
2008-09	Mitchell	49 338	6.9
2009-10	Fey	50 319	6.4
2010-11	--	--	--
2011-12	Andrews	44 322	7.3
2012-13	Flowers	46 301	6.5
2013-14	Southerland	42 274	6.5
2014-15	Smith	49 540	11.0
2015-16	Harper	42 241	5.7
2016-17	Wear	42 305	7.3
2017-18	Wear	33 275	8.3
2018-19	Jones	47 451	9.6

BLOCKED SHOTS

	G	BLK	AVG
2006-07	Patterson	50 81	1.6
2007-08	Lasme	37 95	2.6
2008-09	Hughes	35 29	0.8
2009-10	Fey	50 35	0.7
2010-11	--	--	--
2011-12	Andrews	44 34	0.8
2012-13	Flowers	46 75	1.6
2013-14	Hyman	42 83	2.0
2014-15	Smith	49 33	0.7
2015-16	Harper	42 28	0.7
2016-17	Nwaba	40 46	1.6
2017-18	Bryant	37 55	1.5
2018-19	Bonga	31 33	1.1

STEALS

	G	STL	AVG
2006-07	Chase	46 64	1.4
2007-08	Craven	39 63	1.6
2008-09	Mitchell	49 93	1.9
2009-10	Robinson	38 73	1.9
2010-11	--	--	--
2011-12	Millsap	41 78	1.9
2012-13	Fortson	46 93	2.0
2013-14	Magette	50 96	1.9
2014-15	Blue	49 93	1.9
2015-16	Magette	45 110*	2.4*
2016-17	Blue	47 47	1.6
2017-18	Branch	29 68	1.4
2018-19	Caruso	27 59	2.2

FIELD GOAL %

	FG	FGA	PCT
2006-07	Patterson	222 422	.526^
2007-08	Banks	358 782	.458
2008-09	Mitchell	321 624	.514
2009-10	Fey	263 463	.568^
2010-11	--	--	--
2011-12	Andrews	172 266	.647^
2012-13	Flowers	282 588	.480^
2013-14	Turner	162 304	.533^
2014-15	Smith	353 668	.528
2015-16	Blue	412 937	.440
2016-17	Blue	359 827	.434
2017-18	Bryant	284 477	.595
2018-19	Williams	241 440	.548

FREE THROW %

	FT	FTA	PCT
2006-07	Banks	186 225	.827
2007-08	Banks	277 373	.743
2008-09	Crawford	159 192	.828
2009-10	Fey	113 138	.819^
2010-11	--	--	--
2011-12	Millsap	241 313	.770
2012-13	Fortson	183 239	.766
2013-14	Harris	189 214	.883*
2014-15	J. Brown	242 289	.837
2015-16	Blue	349 431	.810
2016-17	Magette	135 163	.828
2017-18	Machado	152 172	.884
2018-19	Machado	167 186	.898

3-POINT FIELD GOAL %

	3FG	3FGA	PCT
2006-07	Chase	117 269	.435
2007-08	Brown	44 103	.427^
2008-09	Crawford	87 231	.377
2009-10	Forehan-Kelly	82 173	.474
2010-11	--	--	--
2011-12	Costner	82 206	.398
2012-13	Fortson	65 183	.355^
2013-14	Williams	97 220	.441
2014-15	J. Brown	87 222	.392
2015-16	Ingram	113 228	.496*
2016-17	DeVries	106 244	.434
2017-18	Ingram	103 217	.475
2018-19	Wear	112 294	.381

MINUTES PLAYED

	MIN	AVG	
2006-07	Chase	1,614	35.1
2007-08	Banks	1,707	34.8
2008-09	Mitchell	1,930	39.4
2009-10	Forehan-Kelly	1,599	32.0
2010-11	--	--	--
2011-12	Millsap	1,353	33.0
2012-13	Fortson	1,768	38.4
2013-14	Magette	1,513	30.3
2014-15	Blue	1,824	37.2
2015-16	Blue	1,838*	38.3*
2016-17	Magette	1,765	35.3
2017-18	Machado	1,444	31.4
2018-19	Machado	1,391	30.9

* Denotes NBA G League Leader / ^ Based on per-game average while meeting annual NBA G League leader



LAKERS IN THE TOP 10 / NBA G LEAGUE TEAM LEADERS

SCORING

NAME	RANK	YEAR	AVG
S. Banks	3rd	2007-08	21.7
J. Crawford	6th	2008-09	20.8
E. Millsap	6th	2011-12	19.4
C. Fortson	8th	2012-13	17.8
E. Millsap	10th	2012-13	17.4
V. Blue	3rd	2014-15	23.3
J. Brown	1st	2014-15	24.4
V. Blue	1st	2015-16	26.3
V. Blue	3rd	2016-17	24.8
T. Bryant	10th	2017-18	19.7

REBOUNDING

NAME	RANK	YEAR	AVG
J. McCoy	7th	2007-08	7.9
S. Lasme	10th	2007-08	7.5
Z. Andrews	7th	2011-12	7.3
R. Smith	3rd	2014-15	11.0
J. Jones	5th	2018-19	9.6

ASSISTS

NAME	RANK	YEAR	AVG
C. Fortson	1st	2012-13	7.1
J. Magette	3rd	2013-14	6.9
V. Blue	9th	2014-15	5.3
J. Magette	1st	2015-16	9.2
J. Magette	1st	2016-17	9.3
S. Machado	2nd	2017-18	8.6
S. Machado	2nd	2018-19	8.0

BLOCKS

NAME	RANK	YEAR	AVG
A. Patterson	2nd	2006-07	1.6
S. Lasme	2nd	2007-08	2.6
J. McCoy	3rd	2007-08	2.1
G. Flowers	6th	2012-13	1.6
T. Hyman	3rd	2013-14	2.0
T. Bryant	10th	2017-18	1.49

STEALS

NAME	RANK	YEAR	AVG
E. Craven	9th	2007-08	1.6
E. Millsap	3rd	2011-12	1.9
O. Greene	9th	2011-12	1.6
C. Fortson	2nd	2012-13	2.0
E. Millsap	4th	2012-13	1.9
J. Magette	5th	2013-14	1.9
V. Blue	2nd	2014-15	1.9
J. Magette	1st	2015-16	2.4
V. Blue	3rd	2015-16	1.8

TEAM SCORING

Have never led NBA G League

TEAM REBOUNDING

Have never led NBA G League

TEAM ASSISTS

2013-14 25.9

2016-17 23.7

TEAM BLOCKED SHOTS

2007-08 7.4

TEAM STEALS

2011-12 10.1

2013-14 11.2

TEAM FIELD GOAL %

Have never led NBA G League

TEAM FREE THROW %

Have never led NBA G League

FEWEST TURNOVERS

2013-14 14.2

2015-16 14.3

LAKERS TEAM STATISTICS (SEASON-BY-SEASON)

LAKERS OFFENSIVE STATISTICS (SEASON-BY-SEASON)

YEAR	FGM	FGA	PCT	FTM	FTA	PCT	3PM	3PA	PCT	OR	DR	REB	AST	PF	STL	TO	BLK	PTS	AVG
2006-07	1,836	4,034	.455	971	1,301	.746	227	652	.348	675	1,381	2,056	913	1,109	420	880	255	4,870	97.4
2007-08	1,972	4,058	.486	994	1,345	.739	295	814	.362	636	1,574	2,210	1,033	1,104	388	837	371	5,233	104.7
2008-09	1,880	4,033	.466	928	1,310	.708	329	912	.361	615	1,393	2,008	1,074	1,089	430	786	221	5,017	100.3
2009-10	1,976	4,185	.472	1,003	1,385	.724	244	758	.322	650	1,421	2,071	1,016	1,099	432	772	206	5,199	104.0
2010-11	--	--	--	--	--	--	--	--	--	--	--	--	--	--	--	--	--	--	--
2011-12	1,926	3,985	.483	1,086	1,526	.712	360	953	.378	620	1,555	2,175	1,105	1,135	506	800	231	5,298	106.0
2012-13	1,877	4,123	.455	944	1,315	.718	322	930	.346	559	1,521	2,080	1,069	1,073	504	809	268	5,020	100.4
2013-14	2,215	4,775	.464	1,009	1,344	.751	675	1,785	.378	567	1,646	2,213	1,293	1,078	560	694	310	6,114	122.3
2014-15	2,161	4,525	.478	1,173	1,569	.748	344	962	.358	654	1,660	2,314	1,111	1,126	459	852	280	5,839	116.8
2015-16	1,963	4,366	.450	1,089	1,392	.782	555	1,559	.356	577	1,550	2,127	1,153	1,162	457	666	230	5,570	111.4
2016-17	2,116	4,523	.468	1,102	1,441	.765	574	1,556	.369	584	1,726	2,310	1,184	1,095	424	720	208	5,908	118.2
2017-18	2,175	4,530	.480	889	1,171	.759	644	1,662	.387	611	1,723	2,334	1,280	924	437	847	254	5,883	117.7
2018-19	2,100	4,641	.452	787	1,089	.723	529	1,591	.332	657	1,660	2,317	1,295	1,015	444	870	232	5,516	110.3

LAKERS DEFENSIVE STATISTICS (SEASON-BY-SEASON)

YEAR	FGM	FGA	PCT	FTM	FTA	PCT	3PM	3PA	PCT	OR	DR	REB	AST	PF	STL	TO	BLK	PTS	AVG	DIF
2006-07	1,857	3,993	.465	951	1,230	.773	258	776	.332	621	1,349	1,970	1,073	1,113	420	852	265	4,923	98.5	-1.1
2007-08	1,862	4,248	.438	985	1,344	.733	318	928	.343	714	1,386	2,100	1,055	1,068	421	756	267	5,027	100.5	+4.2
2008-09	1,887	4,106	.460	1,057	1,400	.755	270	844	.320	707	1,470	2,177	1,053	1,057	405	785	242	5,101	102.0	-1.7
2009-10	1,998	4,127	.484	1,015	1,407	.721	385	1,019	.378	675	1,500	2,175	1,146	1,137	420	832	292	5,396	108.0	-4.0
2010-11	--	--	--	--	--	--	--	--	--	--	--	--	--	--	--	--	--	--	--	--
2011-12	1,736	3,928	.442	1,016	1,391	.730	391	1,113	.351	545	1,405	1,950	997	1,229	401	859	195	4,879	97.6	+8.4
2012-13	1,880	4,266	.441	985	1,305	.755	422	1,143	.369	739	1,609	2,348	1,109	1,084	458	873	286	5,167	103.3	-2.9
2013-14	2,245	4,727	.475	960	1,309	.733	416	1,245	.334	749	1,886	2,635	1,282	1,058	387	936	242	5,866	117.3	+5.0
2014-15	2,290	4,773	.480	920	1,310	.700	552	1,541	.358	767	1,618	2,385	1,329	1,160	449	809	303	6,052	121.0	-4.2
2015-16	2,012	4,216	.477	962	1,302	.739	492	1,362	.361	564	1,710	2,274	1,125	1,172	358	843	214	5,478	109.6	+1.8
2016-17	2,143	4,579	.468	877	1,208	.726	616	1,657	.372	600	1,697	2,297	1,189	1,184	400	789	239	5,779	115.6	+2.6
2017-18	2,178	4,659	.467	762	1,022	.746	630	1,799	.350	599	1,617	2,216	1,224	1,037	473	818	268	5,748	115.0	+2.7
2018-19	2,077	4,444	.467	870	1,168	.745	645	1,835	.351	561	1,712	2,273	1,302	1,021	490	897	317	5,669	113.4	-3.1



LAKERS YEARLY RANKINGS / RECORD BY MONTH

YEAR	OVERALL			HOME			ROAD		
	W	L	RANK	W	L	RANK	W	L	RANK
2006-07	23	27	(7t)	13	11	(7)	9	15	(9)
2007-08	32	18	(2)	18	6	(4)	12	12	(2)
2008-09	19	31	(13t)	11	13	(13t)	8	17	(12t)
2009-10	16	34	(15)	9	15	(15)	7	17	(13t)
2010-11	-	-	--	-	-	--	-	-	--
2011-12	38	12	(1)	20	4	(1)	16	8	(1)
2012-13	21	29	(11t)	14	10	(8t)	6	18	(13)
2013-14	31	19	(2t)	16	8	(4t)	14	11	(3)
2014-15	17	33	(16)	12	13	(14)	5	20	(16)
2015-16	27	23	(8)	17	7	(5)	10	14	(10t)
2016-17	34	16	(4)	16	9	(3t)	18	7	(1)
2017-18	28	22	(12)	16	9	(6)	12	13	(15)
2018-19	21	29	(21)	13	12	(15)	8	17	(16)

YEAR	SEASON-BY-SEASON RECORD BY MONTH					
	NOV	DEC	JAN	FEB	MAR	APR
2006-07	3-0	6-6	4-6	5-4	3-7	2-4
2007-08	2-1	8-3	7-4	5-3	9-3	1-4
2008-09	0-2	3-7	4-10	4-4	4-7	4-1
2009-10	2-0	5-4	1-10	2-8	6-10	0-2
2010-11	--	--	--	--	--	--
2011-12	2-2	8-4	8-4	9-0	8-2	3-0
2012-13	2-0	3-6	4-9	5-4	6-8	1-2
2013-14	0-2	5-5	10-3	5-4	10-3	1-2
2014-15	1-7	4-6	4-7	2-7	5-5	1-1
2015-16	6-2	3-7	6-5	7-2	5-5	0-2
2016-17	6-2	8-3	8-1	6-4	5-6	1-0
2017-18	8-1	6-6	5-5	7-3	2-7	--
2018-19	4-7	6-5	2-8	3-5	6-4	--

ALL-TIME NEUTRAL COURT RECORD					
2006-07	1-1	2011-12	2-0	2016-17	1-1
2007-08	2-0	2012-13	1-1	2017-18	2-0
2008-09	0-1	2013-14	1-0	2018-19	0-2
2009-10	0-2	2014-15	2-2		
2010-11	--	2015-16	0-2		

MONTHLY TOTALS	
TOTAL	
November	36-26 (.581)
December	65-62 (.512)
January	63-72 (.467)
February	60-48 (.556)
March	69-67 (.507)
April	14-18 (.438)

ALL-TIME NUMERICAL ROSTER

00

Michael Fey
Jelani McCoy
Robert Whaley
Spencer Hawes

0

Dexter Strickland
Keith Appling
Vander Blue
James Southerland

2

Ryan Forehan-Kelly
Lawrence McKenzie
Ray Reese
James Wright
Matt Dickey
Xavier Henry
Speedy Smith
Joel Berry II

3

Gary Flowers
Brian Hamilton
Othella Harrington
Gabriel Hughes
Andre Ingram
Anthony Johnson
Jeremy Green
Longar Longar
Elijah Millsap
Jamario Moon
Kareem Rush
Malcolm Thomas
Robert Whaley
Justin Williams
Josh Hart
Johnathan Williams

4

Brian Chase
Naadir Tharpe
Alex Caruso

5

Andre Joseph
Michael Frazier
Julian Jacobs
Ian Baker
Jeffrey Carroll

6

Andre Ingram
Jackie Manuel
Gary Payton II

7

Brian Chase
Gideon Gamble
Jabari Brown
Andre Ingram
Troy DeVries
Demarcus Holland
Wes Van Beck

8

Manny Harris
Kenneth Smith
Scott Machado

9

Darren Cooper
Josh Magette
Vander Blue
Jemerrio Jones

10

Darren Cooper
Errick Craven
Gideon Gamble
Jamaal Franklin
Justin Hawkins
Andre Ingram
Mark Simmons
Svi Mykhailiuk

11

Cecil Brown
Jordan Farmer
John Gilchrist
Devin Green
Jason McKrieth
Morris Almond
Darnell Dodson
Andre Ingram
Jabari Brown
Jamal Branch
David Nwaba
Demarcus Holland

12

Brian Morrison
Mike Taylor
Kevin Kruger
Jamaal Franklin
Roscoe Smith

13

Brandon Heath
Stephaun Branch

14

Joe Crawford
Devin Ebanks
Jeremy Green
Jeremy Hazell
Darius Morris
Eniel Polynice
Darius Johnson-Odom
C.J. Williams
Roscoe Smith
Anthony Brown
V.J. Beachem
Marcus Allen

15

Rafer Alston
Sean Banks
Gary Flowers
Ryan Forehan-Kelly
Cheyne Gadson
Brian Hamilton
Charlie Parker
Gabe Pruitt
Jamaal Tinsley
Horace Wormley
James Wright
Orien Greene
Shawne Williams
Jamario Moon
Will Sheehy
Ryan Kelly
Moe Wagner

17

Courtney Fortson
Andrew Goudelock
Devin Green
Lawrence McKenzie
Al Nolen
Kareem Rush
James Wright
Eniel Polynice
Darius Morris
Terrence Williams
Vander Blue
Isaac Bonga

18

Sean Banks
Larry Cunningham
Elijah Millsap
Franklin Session
Josiah Turner
D.J. Shumpert

19

Brandon Wallace
Jarrid Famous
Lazar Hayward
Andre Ingram
Charles Hinkle
Deshawn Stephens

20

Daniel Horton
Kevin Johnson
Stephen Zimmerman
Andre Ingram

21

Aloysius Anagonie
Anthony Johnson
Orien Greene
Anthony Johnson
Longar Longar
Dominique Scales
Nick Vander Laan
Reeves Nelson
Ronald Dupree
Malcolm Thomas
Kareem Rush
Elijah Millsap
Jordan Clarkson
Zach Andrews
Travis Wear

22

Duane Erwin
Gary Flowers
Brian Hamilton
Coby Kart
Terrence Roberts
Malcolm Thomas
Dar Tucker
Marcus White
Justin Williams
Courtney Fortson
Manny Harris
Eloy Vargas
Jeff Ayres
Kadeem Jack

23

Gerard Anderson
Mardy Collins
Christopher Hayes
Chet Mason
Terrence Roberts
Darryl Watkins
Robert Whaley
Marcus White
Phil Jones
Jerome Jordan
Travis Hyman
Jarvis Varnado
Justin Harper
Derrick Griffin Jr.

24

Jordan Brady
Christian Eyenga
Gerald Green
Trent Strickland
Wendell White
Gary Flowers
Ryan Kelly
Ater Majok
Justin Harper
Robert Upshaw

25

T.J. Cummings
Nick Lewis
Robert Heyer

28

Duane Erwin
Gary Hamilton
Wesley Wilson

30

Andre Emmett
Josh Gross

31

Thomas Bryant

32

Johnny Dukes
Frank Robinson
Sun Yue
Justin Harper

33

Brandon Costner
Ryan Forehan-Kelly
Jamario Moon
Curtis Terry
Ryan Gomes
Kentrell Gransberry
Ivica Zubac

34

Zach Andrews
Abdoulaye N'Diaye
James Peters
Diamon Simpson
Craig Brackins
Anthony Stover
James Southerland
Alfred Aboya

36

Andre Patterson

40

Ivica Zubac

41

Jelani McCoy
Stephane Lasme

42

Jamaal Brown
Sasha Cuic
Otis George
Gabriel Hughes
Boo Jackson
Zach Andrews

44

Keith Clark
Jasper Johnson
Mickael Gelabale
C.J. Giles
Deron Washington
Rodney Webb
Renardo Sidney
Travis Hyman

45

DeJuan Blair

50

Dwayne Mitchell
Robert Sacre
Elias Harris
Zach Andrews
David Foster

51

Akin Akingbala
Robert Dryden
Jereme McGuire

55

Michael Holyfield

99

Earl Barron
Rashid Byrd
Derrick Carter
Anthony Coleman
Brandon Costner
Gabriel Hughes
Longar Longar
D.J. Shumpert



ALL-TIME COLLEGIATE ROSTER

UCLA (11)

Alfred Aboya	2014-15
T.J. Cummings	2006-07
Jordan Farmar	2006-07
Michael Fey	2009-10
Jelani McCoy	2007-08
Brian Morrison*	2007-08
Reeves Nelson	2012-13
Andre Patterson*	2006-07
Anthony Slover	2012-13
Travis Wear*	2016-present
Wendell White	2007-08

UNLV (6)

Kevin Kruger*	2012-13
James Peters	2009-10
Roscoe Smith*	2014-15
Curtis Terry	2008-09
Wendell White	2007-08
Stephen Zimmerman	2017-18

KANSAS (5)

Tarik Black*	2014-16
C.J. Giles*	2008-09
Xavier Henry	2013-15
Svi Mykhaluk	2018-19
Naadir Tharpe	2014-15

MEMPHIS (5)

Sean Banks	2006-08
Earl Barron	2008-09
Tarik Black*	2014-16
Duane Erwin	2006-07, 08-09
Shawne Williams	2013-14

NORTH CAROLINA (5)

Joel Berry II	2018-19
Jackie Manuel	2006-07
Brian Morrison*	2007-08
Dexter Strickland	2014-15
Travis Wear*	2016-present

CSU FULLERTON (4)

Gerard Anderson	2011-12
Jamaal Brown*	2008-09
Babacar Camara	2006-07
Frank Robinson*	2009-10

GONZAGA (4)

Matt Bouldin	2013-14
Elias Harris*	2013-14
Robert Sacre	2012-13
Johnathan Williams*	2018-19

LOUISIANA-LAFAYETTE (4)

Orien Greene*	2011-13
Brian Hamilton	2011-12
Elijah Millsap*	2011-14
Dwayne Mitchell*	2008-09

MICHIGAN (4)

Manny Harris	2013-16
Daniel Horton	2006-07
Darius Morris	2011-13
Moe Wagner	2018-19

MISSOURI (4)

Jabari Brown*	2014-16
Jordan Clarkson*	2014-15
Kareem Rush	2011-12, 13-14
Johnathan Williams*	2018-19

SAN DIEGO STATE (4)

Jamaal Franklin	2014-15
Brandon Heath	2008-09
Deshaun Stephens	2016-17
Malcolm Thomas*	2011-14, 15-16

USC (4)

Errick Craven	2007-08
Julian Jacobs	2016-17
Abdoulaye N'Diaye	2007-08
Gabe Pruitt	2009-10

BOISE STATE (3)

Robert Heyer	2017-19
Coby Kart	2007-08
Seth Robinson	2008-09

CALIFORNIA (3)

Ryan Forehan-Kelly	2008-10
Gabriel Hughes	2008-10
Nick VanderLaan*	2006-07

CONNECTICUT (3)

Ater Majok	2014-15
Roscoe Smith*	2014-15
Marcus White*	2007-09

FLORIDA (3)

Michael Frazier	2015-16
Orien Greene*	2011-13
Eloy Vargas*	2014-15

IOWA STATE (3)

Craig Brackins	2012-13
Mike Taylor	2012-13
Jamaal Tinsley	2011-12

KENTUCKY (3)

Joe Crawford	2008-09
Darnell Dodson*	2012-13
Eloy Vargas*	2014-15

LOUISVILLE (3)

Derrick Character*	2011-12
Otis George	2011-12
Terrence Williams	2013-14

MARQUETTE (3)

Vander Blue	2014-18
Lazar Hayward	2012-13
Darius Johnson-Odom	2012-13

NEW MEXICO STATE (3)

Ian Baker	2017-18
Justin Hawkins*	2015-16
Jermerio Jones	2018-19

OKLAHOMA (3)

Keith Clark	2009-10
Longar Longar	2008-09
Lawrence McKenzie*	2008-10

OREGON STATE (3)

Sasha Cui*	2009-10
C.J. Giles	2008-09
Gary Payton II	2017-18

SOUTHERN MISS (3)

Darnell Dodson*	2012-13
Gary Flowers	2011-13
Jasper Johnson	2008-09

STANFORD (3)

Marcus Allen	2018-present
Anthony Brown	2015-16
Jeremy Green	2011-12

SYRACUSE (3)

Terrence Roberts	2011-12
James Southerland	2013-14, 2017-18
Darryl Watkins	2007-08

TULSA (3)

Jordan Clarkson*	2014-15
Jerome Jordan	2012-13
Ray Reese	2009-10

AMERICAN (2)

Charles Hinkle*	2014-15
Andre Ingram	2011-12, 13-present

ARIZONA (2)

D.J. Shumpert*	2015-17
Josiah Turner	2013-15

ARIZONA STATE (2)

Jeff Ayres	2015-17
Kevin Kruger*	2012-13

CHARLOTTE (2)

Kevin Johnson	2006-07
Phil Jones	2012-13

DEPAUL (2)

Keith Butler	2008-09
Dar Tucker	2009-10

FRESNO STATE (2)

Rafer Alston	2011-12
Robert Upshaw*	2015-16

GEORGETOWN (2)

Othella Harrington	2008-09
Wesley Wilson	2006-07

HOUSTON (2)

Jereme McGuire	2006-07
Wes Van Beck	2018-19

INDIANA (2)

Thomas Bryant	2017-18
Will Sheehy	2014-15

MICHIGAN STATE (2)

Aloysius Anagnonye	2006-07
Keith Appling	2014-15

MINNESOTA (2)

Al Nolen	2011-12
Lawrence McKenzie*	2008-10

NORTH CAROLINA STATE (2)

Brandon Costner	2011-12, 13-14
C.J. Williams	2013-14

OKLAHOMA STATE (2)

Jeffery Carroll	2018-19
Cheyne Gadsdon	2008-09

OREGON (2)

Jabari Brown*	2014-16
Andre Joseph	2006-07

RICE (2)

Morris Almond	2012-13
Jason McKrieth	2006-07

SAN FRANCISCO (2)

Kenny Barnes	2008-09
Johnny Dukes	2008-09

SETON HALL (2)

Jeremy Hazell	2011-12
Eniel Polynice*	2011-13

SOUTH FLORIDA (2)

Jarrid Famous	2012-13
Kentrell Gransberry	2015-16

TEXAS A&M (2)

Jamal Branch*	2015-16
Alex Caruso	2017-19

UTAH (2)

David Foster	2016-17
Justin Hawkins*	2015-16

VIRGINIA TECH (2)

Brian Chase	2006-08
Deron Washington	2009-10

WASHINGTON (2)

Spencer Hawes	2018-19
Robert Upshaw*	2015-16

ALABAMA-BIRMINGHAM (1)

Elijah Millsap*	2011-14
-----------------	---------

ALABAMA-HUNTSVILLE (1)

Josh Magette	2013-14, 15-17
--------------	----------------

ARKANSAS (1)

Courtney Fortson	2011-13
------------------	---------

AUBURN (1)

Dwayne Mitchell*	2008-09
------------------	---------

BOWIE STATE (1)

Travis Hyman	2012-15
--------------	---------

BRADLEY (1)

Zach Andrews	2011-13, 14-15
--------------	----------------

*Includes players who have played in a regular season game; * played at multiple schools*

ALL-TIME COLLEGIATE ROSTER

COLORADO (1)

James Wright 2009-10, 11-12

MARYLAND (1)

John Gilchrist 2006-07

SAINT MARY'S (1)

Diamon Simpson 2009-10

VIRGINIA (1)

Nick VanderLaan* 2006-07

COLLEGE OF CHARLESTON (1)

Andrew Goudelock 2011-12

MASSACHUSETTS (1)

Stephane Lasme 2007-08

SAM HOUSTON STATE (1)

Michael Holyfield 2015-16, 17-18

WAKE FOREST (1)

Trent Strickland 2011-12

CONCORDIA IRVINE (1)

Nick VanderLaan* 2006-07

MERIDAN CC (MI) (1)

Jamario Moon 2011-15

SOUTH CAROLINA (1)

Brandon Wallace 2007-08

WALSH (OH) (1)

Robert Whaley 2007-08

DELTA STATE (1)

Jasper Johnson 2008-09

MIAMI (FL) (1)

Gary Hamilton 2006-07

ST. JOHN'S (NY) (1)

Jamal Branch* 2015-16

WEBER STATE (1)

Franklin Session 2011-12

DETROIT (1)

Chris Hayes 2009-10

MIAMI (OH) (1)

Chet Mason 2006-07

ST. MARY'S TEXAS (1)

Mark Simmons 2016-17

WEST GEORGIA (1)

Stephau Branch 2017-18

DUKE (1)

Ryan Kelly 2013-16

MILLERSVILLE (PA) (1)

Charlie Parker 2008-10

TEMPLE (1)

Mardy Collins 2011-12

WESTERN KENTUCKY (1)

Jamaal Brown* 2008-09

EAST CAROLINA (1)

Frank Robinson* 2009-10

MISSISSIPPI (1)

Eniel Polynice* 2011-13

TENNESSEE (1)

Andre Patterson* 2006-07

WEST VIRGINIA (1)

Devin Ebanks 2011-12

EAST CENTRAL (1)

Dominique Scales* 2008-09

MISSISSIPPI STATE (1)

Jarvis Varnado 2014-15

TEXAS (1)

Demarcus Holland 2017-19

WINTHROP (1)

Gideon Gamble 2013-15

EASTERN KENTUCKY (1)

John White 2008-09

MONTANA (1)

Anthony Johnson 2011-12

TEXAS TECH (1)

Andre Emmett 2006-07

WYOMING (1)

Justin Williams 2011-12

EASTERN MICHIGAN (1)

James Jackson 2009-10

NEW MEXICO (1)

Troy DeVries 2016-17

TEXAS SOUTHERN (1)

Derrick Griffin Jr. 2018-19

XAVIER (1)

Anthony Coleman* 2008-09, 11-12

EASTERN OKLAHOMA CC (1)

Rashid Byrd 2008-09

NOTRE DAME (1)

V.J. Beachem 2017-18

UC RIVERSIDE (1)

Larry Cunningham 2011-12

EASTERN WASHINGTON (1)

Darren Cooper* 2007-09

PEPPERDINE (1)

Malcolm Thomas* 2011-14, 15-16

UCSB (1)

Cecil Brown 2007-08

FLORIDA ATLANTIC (1)

Rodney Webb 2009-10

PITTSBURGH (1)

DeJuan Blair 2016-17

UNC ASHEVILLE (1)

Matt Dickey 2012-13

GEORGIA (1)

Robert Dryden 2006-07

PORTLAND (1)

Darren Cooper* 2007-09

UNC GREENSBORO (1)

Josh Gross 2006-07

HAMPTON (1)

Devin Green 2006-08

PROVIDENCE (1)

Ryan Gomes 2015-16

UTAH VALLEY (1)

Jordan Brady 2011-12

IONA (1)

Scott Machado 2017-19

PURDUE (1)

Marcus White* 2007-09

UTEP (1)

Derrick Character* 2011-12

LONG BEACH STATE (1)

Anthony Coleman* 2008-09, 11-12

RICHMOND (1)

Justin Harper 2015-17, 2018-19

VANDERBILT (1)

Charles Hinkle* 2014-15

LOUISIANA TECH (1)

Speedy Smith 2015-17

RUTGERS (1)

Kadeem Jack 2018-19

VANGUARD (1)

Horace Wormely 2009-10

LSU (1)

Ronald Dupree 2012-13

SAN DIEGO (1)

Nick Lewis 2006-07

VILLANOVA (1)

Josh Hart 2017-18

MAINE (1)

Dominique Scales* 2008-09

*Includes players who have appeared in a regular season game; *played at multiple schools*



ALL-TIME CAREER LEADERS

POINTS

Vander Blue	3,855
Andre Ingram	2,103
Josh Magette	1,824
Justin Harper	1,759
Travis Wear	1,701
Sean Banks	1,673
Elijah Millsap	1,565
Scott Machado	1,471
Joe Crawford	1,465
Brian Chase	1,341

GAMES PLAYED

Andre Ingram	223
Vander Blue	154
Josh Magette	145
Justin Harper	122
Travis Wear	114
Zach Andrews	106
Scott Machado	91
Elijah Millsap	86
Sean Banks	83
Brian Chase	82

MINUTES PLAYED

Vander Blue	5,819
Andre Ingram	5,504
Josh Magette	4,987
Justin Harper	3,307
Travis Wear	3,283
Elijah Millsap	2,881
Scott Machado	2,835
Joe Crawford	2,804
Brian Chase	2,797
Courtney Fortson	2,763

ASSISTS

Josh Magette	1,226
Scott Machado	763
Vander Blue	647
Courtney Fortson	499
Alex Caruso	386
Brian Chase	304
Andre Ingram	295
Elijah Millsap	291
Josiah Turner	286
Speedy Smith	261

STEALS

Josh Magette	281
Vander Blue	275
Andre Ingram	209
Elijah Millsap	165
Courtney Fortson	155
Orien Greene	118
Ryan Forehan-Kelly	118
Alex Caruso	117
Zach Andrews	105
Jamario Moon	99

BLOCKED SHOTS

Jamario Moon	109
Travis Hyman	108
Stephane Lasme	95
Zach Andrews	84
Andre Patterson	81
Gary Flowers	75
Jelani McCoy	74
Justin Harper	64
Ater Majok	64
Malcolm Thomas	61

FIELD GOALS MADE

Vander Blue	1,285
Andre Ingram	707
Josh Magette	641
Justin Harper	634
Travis Wear	621
Sean Banks	554
Joe Crawford	527
Scott Machado	514
Elijah Millsap	511
Brian Chase	477

FIELD GOALS ATTEMPTED

Vander Blue	2,893
Josh Magette	1,576
Andre Ingram	1,552
Travis Wear	1,453
Justin Harper	1,388
Sean Banks	1,235
Elijah Millsap	1,184
Scott Machado	1,163
Joe Crawford	1,153
Brian Chase	1,115

FREE THROWS MADE

Vander Blue	1,005
Sean Banks	463
Elijah Millsap	462
Scott Machado	319
Brandon Costner	311
Manny Harris	311
Courtney Fortson	306
Joe Crawford	281
Jabari Brown	278
Andre Ingram	272

FREE THROWS ATTEMPTED

Vander Blue	1,274
Elijah Millsap	606
Sean Banks	598
Brandon Costner	409
Courtney Fortson	392
Dwayne Mitchell	370
Manny Harris	361
Joe Crawford	360
Scott Machado	358
Jabari Brown	330

3-PT FG MADE

Andre Ingram	444
Travis Wear	287
Vander Blue	280
Josh Magette	279
Justin Harper	257
Brian Chase	199
Brandon Costner	157
Joe Crawford	130
Ryan Forehan-Kelly	128
Scott Machado	124

3-PT FG ATTEMPTED

Andre Ingram	970
Josh Magette	795
Vander Blue	786
Travis Wear	753
Justin Harper	667
Brian Chase	488
Brandon Costner	425
Joe Crawford	376
Scott Machado	361
Sean Banks	344

FG % (MIN 200 FGM)

David Nwaba	229-353	.649
Ivica Zubac	227-380	.597
Thomas Bryant	284-477	.595
Zach Andrews	342-561	.582
Michael Fey	263-463	.568
Andre Patterson	222-422	.526
Roscoe Smith	414-792	.523
Wendell White	209-403	.519
Ryan Forehan-Kelly	431-830	.519
Dwayne Mitchell	321-624	.514

3-PT FG % (MIN 200 3FGA)

Ryan Forehan-Kelly	128-269	.476
Andre Ingram	444-970	.458
Troy DeVries	106-244	.434
Brian Chase	199-488	.385
Justin Harper	257-667	.385
Travis Wear	287-753	.381
Terrence Williams	85-223	.381
Elijah Millsap	79-210	.376
Jabari Brown	99-265	.374
Courtney Fortson	103-277	.372

FT % (MIN 150 FTM)

Brian Chase	188-206	.913
Scott Machado	319-358	.891
Manny Harris	311-361	.861
Jabari Brown	278-330	.842
Andre Ingram	272-328	.829
Justin Harper	234-283	.827
Devin Green	150-184	.815
Josh Magette	263-323	.814
Vander Blue	1,005-1,274	.789
Courtney Fortson	306-392	.781

REBOUNDS

Travis Wear	838
Vander Blue	799
Justin Harper	683
Andre Ingram	672
Zach Andrews	648
Roscoe Smith	609
Josh Magette	601
Elijah Millsap	531
Jemerrio Jones	449
Brandon Costner	423

OFF. REBOUNDS

Zach Andrews	242
Roscoe Smith	218
Justin Harper	193
Gabriel Hughes	175
Jemerrio Jones	159
Travis Hyman	153
Vander Blue	152
Andre Patterson	127
Travis Wear	125
Sean Banks	124

DEF. REBOUNDS

Travis Wear	713
Vander Blue	647
Andre Ingram	559
Justin Harper	490
Josh Magette	485
Elijah Millsap	418
Zach Andrews	406
Roscoe Smith	391
Brandon Costner	348
Jamario Moon	322

2006-07 LOS ANGELES D-FENDERS



23-27 - 8TH IN THE NBA D-LEAGUE

Head Coach: Dan Panaggio
Standing: Chet Mason, Jackie Manuel, Devin Green, Josh Gross, Brian Chase

Seated: Andre Patterson, Aloysius Anagnonye, Akin Akingbala, Duane Erwin, Kevin Johnson

2006-07 REGULAR SEASON STATISTICS / GAME-BY-GAME RESULTS

PLAYER	G	GS	MIN	FGM	FGA	PCT	3FG	3FGA	PCT	FTM	FTA	PCT	OR	DR	REB	AVG	AST	PF	TO	BS	ST	PTS	AVG
Green	13	13	509	78	184	.424	16	39	.410	89	98	.837	13	49	62	4.77	54	37	52	12	21	254	19.5
Banks	33	29	992	193	440	.439	41	132	.311	183	220	.832	46	94	140	4.24	100	77	113	16	22	610	18.5
Chase	46	45	1,613	276	624	.442	118	270	.437	76	82	.927	26	157	183	3.98	173	93	77	3	64	746	16.2
Emmett	29	1	844	171	354	.483	17	61	.279	92	136	.676	64	87	151	5.21	59	47	69	3	36	451	15.6
Farmar	3	2	95	14	36	.389	2	12	.167	14	14	1.000	1	7	8	2.67	17	4	5	1	5	44	14.7
VanderLaan	5	4	156	25	42	.595	0	0	.000	13	18	.722	20	42	62	12.4	7	24	15	3	4	63	12.6
Cummings	16	7	409	89	184	.484	0	1	.000	22	27	.815	28	51	79	4.94	21	58	26	3	7	200	12.5
Patterson	50	36	1,612	222	422	.526	1	7	.143	78	110	.709	125	235	360	7.20	99	134	81	49	49	523	10.5
Anagnonye	24	23	670	92	217	.424	0	3	.000	60	83	.723	61	75	136	5.67	33	81	43	13	28	244	10.2
Manuel	46	44	1,324	178	427	.417	6	25	.240	76	126	.603	45	131	176	3.83	84	127	113	18	49	438	9.5
Wilson	27	10	561	106	192	.552	0	1	.000	32	42	.762	36	75	111	4.11	24	67	24	28	20	244	10.2
Johnson	16	3	291	44	85	.518	3	11	.273	43	58	.741	17	21	38	2.38	2	7	39	29	8	134	8.4
Akingbala	14	7	311	42	84	.500	0	0	.000	23	36	.639	27	68	95	6.79	16	36	31	20	8	107	7.6
Lewis	19	2	462	52	128	.406	5	19	.263	35	48	.729	34	61	95	5.00	16	51	29	12	5	144	7.6
Mason	45	1	931	128	270	.474	2	12	.167	82	117	.701	77	86	163	3.62	72	83	66	12	35	340	7.6
Gross	14	3	201	30	68	.441	4	10	.400	17	26	.654	6	13	19	1.36	6	16	15	4	6	81	5.8
Horton	14	4	305	30	85	.353	7	30	.233	13	17	.765	3	23	26	1.86	40	25	20	3	14	80	5.7
Hamilton	9	8	217	17	44	.386	0	0	.000	8	12	.667	19	28	47	5.22	18	39	18	5	15	42	4.7
Dryden	2	0	31	4	9	.444	0	0	.000	0	0	.000	1	9	10	5.00	2	4	3	1	2	8	4.0
Joseph	2	2	55	4	12	.333	0	0	.000	0	0	.000	0	1	1	0.50	5	5	7	0	2	8	4.0
Gilchrist	10	0	152	14	42	.333	2	10	.200	6	8	.750	3	12	15	1.50	12	6	12	0	9	36	3.6
McKrieth	7	0	94	8	23	.348	1	2	.500	5	5	1.000	3	12	15	2.14	10	7	7	2	4	22	3.1
Erwin	9	3	138	8	29	.276	2	7	.286	9	13	.692	8	26	34	3.78	6	21	15	13	6	27	3.0
Camara	6	3	64	5	21	.238	0	0	.000	0	1	.000	5	6	11	1.83	8	17	2	0	10	1.7	
McGuire	6	0	49	4	9	.444	0	0	.000	2	4	.500	4	10	14	2.33	3	9	6	3	1	10	1.7

DATE	OPPONENT	BOX SCORE	W / L
Nov. 24	@ Anaheim	W 106-87	1-0
Nov. 26	@ Bakersfield	W 90-84	2-0
Nov. 28	Bakersfield	W 96-92	3-0
Dec. 1	@ Colorado	L 100-112	3-1
Dec. 2	@ Fort Worth	L 95-113	3-2
Dec. 4	@ Sioux Falls	W 94-87	4-2
Dec. 6	Sioux Falls	L 90-79	4-3
Dec. 8	Tulsa	W 90-77	5-3
Dec. 10	Colorado	L 84-113	5-4
Dec. 15	Idaho	L 86-96	5-5
Dec. 19	@ Dakota	W 96-91	6-5
Dec. 22	@ Arkansas	W 92-86	7-5
Dec. 23	@ Austin	W 103-97	8-5
Dec. 26	@ Austin	W 105-87	9-5
Dec. 29	@ Bakersfield	L 86-93	9-6
Jan. 5	Dakota	L 101-103	9-7
Jan. 7	Idaho	L 75-97	9-8
Jan. 12	Austin	L 97-108	9-9
Jan. 15	@ Fort Worth*	W 111-103	10-9
Jan. 16	Colorado*	L 85-103	10-10
Jan. 19	@ Albuquerque	L 81-91	10-11
Jan. 20	@ Albuquerque	W 112-104	11-11
Jan. 22	Albuquerque	W 100-88	12-11
Jan. 26	Colorado	L 95-103	12-12
Jan. 28	Bakersfield	W 119-97	13-12

DATE	OPPONENT	BOX SCORE	W / L
Feb. 2	@ Idaho	W 94-83	14-12
Feb. 3	@ Idaho	L 71-83	14-13
Feb. 6	@ Dakota	L 96-105	14-14
Feb. 9	@ Sioux Falls	W 104-94	15-14
Feb. 10	@ Sioux Falls	L 74-91	15-15
Feb. 15	Tulsa	W 114-106	16-15
Feb. 20	@ Bakersfield	L 91-105	16-16
Feb. 21	Arkansas	W 136-132 (2OT)	17-16
Feb. 23	Arkansas	W 111-101	18-16
Mar. 2	Anaheim	W 99-89	19-16
Mar. 3	@ Albuquerque	L 100-108	19-17
Mar. 7	@ Tulsa	L 96-103	19-18
Mar. 9	@ Colorado	L 103-114	19-19
Mar. 10	@ Colorado	L 96-114	19-20
Mar. 16	Albuquerque	L 89-95	19-21
Mar. 18	Fort Worth	L 93-96	19-22
Mar. 25	Bakersfield	L 92-103	19-23
Mar. 27	Fort Worth	W 125-98	20-23
Mar. 30	Idaho	W 98-95	21-23
Apr. 1	Anaheim	L 109-101	21-24
Apr. 3	Albuquerque	W 121-104	22-24
Apr. 6	@ Anaheim	L 79-97	22-25
Apr. 7	@ Anaheim	L 111-113(2OT)	22-26
Apr. 12	Anaheim	W 104-85	23-26
Apr. 14	@ Idaho	L 83-90	23-27

* 2007 NBA D-League Showcase—Sioux Falls Arena (Sioux Falls, SD)



32-18 - 2ND IN WESTERN

DIVISION

Head Coach: Dan Panaggio
Standing: Brian Chase, Errick Craven, Wendell White, Devin Green, Cecil Brown
Seated: Stephane Lasme, Abdoulaye N'Diaye, Jelani McCoy, Darryl Watkins, Sean Banks



2007-08 REGULAR SEASON STATISTICS / GAME-BY-GAME RESULTS

PLAYER	G	GS	MIN	FGM	FGA	PCT	3FG	3FGA	PCT	FTM	FTA	PCT	OR	DR	REB	AVG	AST	PF	TO	BS	ST	PTS	AVG
Banks	49	48	1,707	358	782	.458	70	209	.335	277	373	.743	76	189	265	5.41	148	115	144	33	35	1063	21.7
Karl	17	17	638	94	209	.450	44	107	.411	65	78	.833	13	80	93	5.47	72	48	48	6	18	297	17.5
Chase	36	25	1,184	201	491	.409	81	218	.372	112	124	.903	12	124	136	3.78	131	44	59	0	33	595	16.5
Green	24	24	837	153	313	.489	20	60	.333	68	86	.791	38	115	153	6.38	101	60	69	14	28	394	16.4
C. Brown	43	15	1,125	193	409	.472	44	103	.427	104	128	.813	15	101	116	2.70	81	62	58	6	35	534	12.4
W. White	40	28	1,122	209	403	.519	2	12	.167	52	80	.650	83	130	213	5.33	62	110	65	9	46	472	11.8
McCoy	36	25	1,090	174	253	.688	0	1	.000	55	108	.509	75	208	283	7.86	118	105	92	74	27	403	11.2
Lasme	37	14	1,070	139	268	.519	0	0	.000	113	149	.758	118	158	276	7.46	48	106	64	97	38	391	10.6
Craven	40	17	773	133	261	.510	3	12	.250	49	66	.742	30	94	124	3.10	101	103	81	6	63	318	8.0
Wallace	22	10	648	72	161	.447	3	16	.188	27	44	.614	46	95	141	6.41	65	58	30	54	19	174	7.9
Cooper	15	0	302	35	78	.449	12	26	.462	22	30	.733	5	38	43	2.87	22	25	18	2	7	104	6.9
Morrison	23	2	287	45	117	.385	16	50	.320	10	15	.667	3	24	27	1.17	37	32	20	0	7	116	5.0
Watkins	18	16	356	35	72	.486	0	0	.000	19	27	.704	37	66	103	5.72	13	51	19	22	12	89	4.9
N'Diaye	44	0	651	88	146	.603	0	0	.000	18	30	.600	67	107	174	3.96	20	124	49	41	12	194	4.4
Whaley	21	9	271	43	93	.462	0	0	.000	3	7	.429	18	42	60	2.86	14	59	20	7	7	89	4.2
M. White	1	0	14	0	2	.000	0	0	.000	0	0	.000	0	3	3	3.00	0	2	1	0	1	0	0.0

DATE	OPPONENT	BOX SCORE	W / L
Nov. 25	Utah	W 109-92	1-0
Nov. 27	Idaho	L 111-118	1-1
Nov. 29	Rio Grande Valley	W 123-111	2-1
Dec. 1	@ Anaheim	W 99-95	3-1
Dec. 2	@ Bakersfield	L 110-121	3-2
Dec. 7	@ Utah	L 100-116	3-3
Dec. 8	@ Utah	W 107-94	4-3
Dec. 13	Bakersfield	W 115-105	5-3
Dec. 15	@ Utah	W 130-126 (2OT)	6-3
Dec. 16	Bakersfield	W 117-101	7-3
Dec. 20	@ Iowa	W 104-96	8-3
Dec. 22	@ Sioux Falls	W 97-86	9-3
Dec. 28	Bakersfield	L 119-121	9-4
Dec. 29	@ Bakersfield	W 114-110	10-4
Jan. 4	Dakota	W 121-93	11-4
Jan. 11	@ Anaheim	W 103-91	12-4
Jan. 13	Sioux Falls	W 98-94	13-4
Jan. 15	Fort Wayne*	W 110-97	14-4
Jan. 17	@ Austin*	W 97-88	15-4
Jan. 20	@ Fort Wayne	L 93-95	15-5
Jan. 22	@ Dakota	L 96-98	15-6
Jan. 24	@ Idaho	L 90-97	15-7
Jan. 26	@ Idaho	L 99-100	15-8
Jan. 27	Utah	W 95-71	16-8
Jan. 29	Utah	W 106-85	17-8

DATE	OPPONENT	BOX SCORE	W / L
Feb. 1	@ Anaheim	W 107-102	18-8
Feb. 8	@ Idaho	L 90-104	18-9
Feb. 9	@ Idaho	W 118-95	19-9
Feb. 14	@ Tulsa	W 113-99	20-9
Feb. 17	@ Rio Grande Valley	L 109-116	20-10
Feb. 19	Tulsa	W 104-100	21-10
Feb. 26	Anaheim	W 88-80	22-10
Feb. 28	Idaho	L 90-93	22-11
Mar. 2	Idaho	W 115-98	23-11
Mar. 7	Iowa	W 99-91	24-11
Mar. 9	Anaheim	W 98-91	25-11
Mar. 11	Utah	W 96-87	26-11
Mar. 12	@ Bakersfield	W 98-85	27-11
Mar. 14	@ Colorado	W 99-96	28-11
Mar. 16	@ Albuquerque	L 100-116	28-12
Mar. 21	Bakersfield	L 97-105	28-13
Mar. 23	Albuquerque	W 112-107	29-13
Mar. 26	Colorado	W 101-90	30-13
Mar. 28	Austin	L 108-115	30-14
Mar. 30	Anaheim	W 111-110	31-14
Apr. 2	Idaho	W 105-100	32-14
Apr. 5	@ Anaheim	L 106-109 (OT)	32-15
Apr. 9	@ Bakersfield	L 87-98	32-16
Apr. 11	Anaheim	L 101-109	32-17
Apr. 12	@ Utah	L 118-130	32-18

* 2008 NBA D-League Showcase—CenturyLink Arena (Boise, ID)

2008-09 LOS ANGELES D-FENDERS



19-31 - 5TH IN WESTERN

DIVISION

Head Coach: Dan Panaggio
Standing: Charlie Parker, Dwayne Mitchell,
 Longar Longar, Duane Erwine

Seated: Ryan Forehan-Kelly, Gabriel Hughes,
 Joe Crawford, Brandon Heath, Darren
 Cooper

2008-09 REGULAR SEASON STATISTICS / GAME-BY-GAME RESULTS

PLAYER	G	GS	MIN	FGM	FGA	PCT	3FG	3FGA	PCT	FTM	FTA	PCT	OR	DR	REB	AVG	AST	PF	TO	BS	ST	PTS	AVG
Crawford	43	42	1,641	325	684	.475	87	231	.377	159	192	.828	65	131	196	4.6	117	99	109	7	45	896	20.8
Mitchell	49	49	1,930	321	624	.514	15	63	.238	252	369	.683	86	252	338	6.9	210	130	135	16	93	909	18.6
Gelabale	6	0	188	39	78	.500	8	19	.421	10	12	.833	9	17	26	4.3	10	20	6	1	6	96	16.0
Heath	50	41	1,651	299	674	.444	86	255	.337	84	112	.750	44	155	199	4.0	209	82	120	5	70	768	15.4
Forehan-Kelly	31	8	900	154	302	.510	46	96	.479	46	54	.852	29	111	140	4.5	100	91	32	18	53	400	12.9
Giles	11	9	297	58	106	.547	0	2	.000	22	35	.629	29	62	91	8.3	9	50	18	23	7	138	12.5
Johnson	4	4	122	18	51	.353	2	8	.250	7	9	.778	8	16	24	6.0	13	16	10	3	9	45	11.3
Barron	13	6	367	54	130	.415	0	1	.000	21	33	.636	38	55	93	7.2	31	45	30	9	7	129	9.9
Yue	6	6	199	23	58	.397	8	21	.381	5	7	.714	2	18	20	3.3	22	18	12	14	8	59	9.8
Hughes	35	27	735	112	202	.554	0	0	-	86	122	.705	98	155	253	7.2	34	133	65	29	10	310	8.9
Gadson	11	0	250	37	82	.451	7	20	.350	16	20	.800	7	18	25	2.3	25	11	22	1	7	97	8.8
Brown	14	7	396	49	105	.467	0	1	.000	24	35	.686	29	45	74	5.3	21	42	18	5	5	122	8.7
Longar	14	2	313	39	81	.481	0	0	-	31	49	.633	25	62	87	6.2	14	44	19	19	5	109	7.8
Coleman	9	9	282	25	63	.397	0	6	.000	16	26	.615	13	36	49	5.4	16	33	26	14	4	66	7.3
Cooper	43	14	1,033	103	257	.401	49	118	.415	57	69	.826	12	69	81	1.9	102	50	48	5	39	312	7.3
Erwin	14	8	332	41	93	.443	0	3	.000	17	28	.607	23	42	65	4.6	36	55	18	19	10	99	7.1
Parker	32	12	588	83	172	.483	9	25	.360	41	69	.594	30	40	70	2.2	55	34	28	7	32	216	6.8
White	9	3	180	22	50	.440	0	0	-	13	17	.765	23	34	57	6.3	6	26	8	3	10	57	6.3
Byrd	19	0	296	41	100	.410	0	0	-	11	32	.344	32	38	70	3.7	6	55	28	20	5	93	4.9
McKenzie	10	1	137	14	38	.368	4	13	.308	3	6	.500	2	7	9	0.9	21	13	11	0	2	35	3.5
Terry	16	0	204	19	59	.322	8	30	.267	3	5	.600	4	20	24	1.5	11	20	13	0	1	49	3.1
Dukes	2	2	26	2	11	.182	0	0	-	0	2	.000	2	2	4	2.0	3	7	2	0	1	4	2.0
Harrington	3	0	41	2	7	.286	0	0	-	2	3	.667	4	6	10	3.3	3	9	8	2	1	6	2.0
Scales	3	0	21	0	6	.000	0	0	-	2	4	.500	1	2	3	1.0	0	6	1	1	0	2	0.7

DATE	OPPONENT	BOX SCORE	W / L
Nov. 28	Bakersfield	L 90-116	0-1
Nov. 30	Reno	L 96-103	0-2
Dec. 2	@ Bakersfield	W 108-105	1-2
Dec. 7	Tulsa	L 97-101 (OT)	1-3
Dec. 10	Anaheim	W 90-76	2-3
Dec. 12	Idaho	L 93-100	2-4
Dec. 14	Bakersfield	L 86-87	2-5
Dec. 16	Idaho	L 81-92	2-6
Dec. 19	@ Sioux Falls	L 92-98	2-7
Dec. 22	@ Dakota	W 100-96	3-7
Dec. 26	@ Rio Grande Valley	L 96-102	3-8
Dec. 27	@ Austin	L 90-98	3-9
Jan. 2	Dakota	W 106-101	4-9
Jan. 5	@ Bakersfield*	L 87-90	4-10
Jan. 8	Utah*	L 78-92	4-11
Jan. 9	Utah	L 100-110	4-12
Jan. 11	@ Reno	L 97-106	4-13
Jan. 13	@ Reno	L 114-119	4-14
Jan. 16	Albuquerque	L 99-111	4-15
Jan. 20	@ Utah	L 85-113	4-16
Jan. 22	Reno	W 119-109	5-16
Jan. 24	@ Anaheim	L 87-99	5-17
Jan. 25	Anaheim	L 91-103	5-18
Jan. 27	Idaho	W 106-103 (OT)	6-18
Jan. 30	@ Idaho	L 107-112	6-19

DATE	OPPONENT	BOX SCORE	W / L
Jan. 31	@ Idaho	W 86-78	7-19
Feb. 6	@ Utah	L 105-113	7-20
Feb. 7	@ Albuquerque	L 97-107	7-21
Feb. 9	Colorado	W 125-104	8-21
Feb. 17	Austin	L 108-110	8-22
Feb. 20	Rio Grande Valley	W 108-90	9-22
Feb. 21	@ Anaheim	W 116-104	10-22
Feb. 26	Bakersfield	L 100-106	10-23
Feb. 27	@ Bakersfield	W 96-83	11-23
Mar. 1	@ Reno	L 115-125	11-24
Mar. 3	Fort Wayne	W 123-116	12-24
Mar. 6	Anaheim	W 108-103 (OT)	13-24
Mar. 7	@ Anaheim	L 95-97	13-25
Mar. 13	@ Idaho	W 100-111	13-26
Mar. 15	@ Colorado	W 111-107	14-26
Mar. 17	Sioux Falls	L 89-92	14-27
Mar. 19	Iowa	W 103-91	15-27
Mar. 21	@ Tulsa	L 97-98	15-28
Mar. 26	@ Fort Wayne	L 99-110	15-29
Mar. 29	@ Erie	L 94-97 (OT)	15-30
Apr. 1	@ Iowa	W 130-124 (OT)	16-30
Apr. 3	Erie	L 83-93	16-31
Apr. 5	Utah	W 102-91	17-31
Apr. 7	@ Utah	W 118-117	18-31
Apr. 9	Reno	W 114-92	19-31

* 2009 NBA D-League Showcase—McKay Events Center (Orem, UT)



**16-34 - 9TH IN WESTERN
CONFERENCE**

Head Coach: Chucky Brown
Standing: Keith Clark, Diamon Simpson, Michael Fey, Gabriel Hughes, Ryan Forehan-Kelly
Seated: James Wright, Frank Robinson, Joe Crawford, Dar Tucker, Horace Wormely



2009-10 REGULAR SEASON STATISTICS / GAME-BY-GAME RESULTS

PLAYER	G	GS	MIN	FGM	FGA	PCT	3FG	3FGA	PCT	FTM	FTA	PCT	OR	DR	REB	AVG	AST	PF	TO	BS	ST	PTS	AVG
Crawford	32	16	1,163	202	468	.432	43	145	.297	122	168	.726	23	76	99	3.1	98	61	63	11	29	569	17.8
Simpson	30	30	957	175	394	.444	0	1	.000	116	163	.712	113	176	289	9.6	65	89	45	42	54	466	15.5
Forehan-Kelly	50	47	1,599	277	528	.525	82	173	.474	103	128	.805	48	190	238	4.8	154	123	54	18	65	739	14.8
Peters	12	11	361	71	134	.530	1	5	.200	35	50	.700	23	42	65	5.4	20	33	28	7	9	178	14.8
Wright	30	23	812	168	331	.508	17	44	.386	48	64	.750	8	36	44	1.5	90	27	45	3	16	401	13.4
Fey	50	47	1,285	263	463	.568	1	2	.500	113	138	.819	117	202	319	6.4	67	143	86	35	25	640	12.8
Robinson	38	25	1,170	172	400	.430	26	107	.243	101	146	.692	42	113	155	4.1	141	110	115	13	73	471	12.4
Jackson	8	0	185	39	69	.565	0	0	-	17	36	.472	19	18	37	4.6	6	17	11	2	4	95	11.9
Tucker	46	12	982	203	480	.423	23	111	.207	100	150	.667	62	119	181	3.9	78	79	70	11	42	529	11.5
Pruitt	10	9	361	37	91	.407	3	26	.115	37	52	.712	11	35	46	4.6	39	21	34	4	17	114	11.4
Washington	8	4	203	28	72	.389	2	9	.222	19	23	.826	7	31	38	4.8	11	30	22	5	1	77	9.6
Hughes	28	3	467	70	131	.534	0	0	-	54	77	.701	76	87	163	5.8	16	85	32	17	14	194	6.9
Wormely	43	19	1,232	97	233	.416	27	77	.351	75	92	.815	13	108	121	2.8	165	104	79	1	44	296	6.9
Hayes	3	0	53	8	16	.500	0	1	.000	4	6	.667	1	6	7	2.3	6	3	8	1	1	20	6.7
Longar	7	3	144	20	48	.417	0	0	-	7	11	.636	12	28	40	5.7	3	17	9	9	12	47	6.7
Webb	18	0	329	49	90	.544	0	1	.000	23	34	.676	27	55	82	4.6	12	36	19	12	12	121	6.7
Reese	3	1	85	7	22	.318	3	7	.429	1	2	.500	2	8	10	3.3	7	6	3	0	2	18	6.0
Cuic	12	0	172	25	79	.316	6	23	.261	13	18	.722	7	17	24	2.0	4	38	11	1	7	69	5.8
Clark	21	0	388	45	85	.529	3	8	.375	11	23	.478	34	58	92	4.4	16	63	19	12	11	104	5.0
McKenzie	10	0	172	16	42	.381	7	17	.412	4	4	1.000	4	13	17	1.7	16	11	18	2	4	43	4.3
Parker	3	0	42	4	9	.444	0	1	.000	0	0	-	1	3	4	1.3	2	3	1	0	1	8	2.7

DATE	OPPONENT	BOX SCORE	W / L
Nov. 28	@ Albuquerque	W 103-99	1-0
Nov. 29	Bakersfield	W 87-82	2-0
Dec. 1	Utah	L 84-85	2-1
Dec. 4	Reno	L 79-101	2-2
Dec. 5	@ Reno	W 117-111 (2OT)	3-2
Dec. 9	Bakersfield	W 110-97	4-2
Dec. 11	Idaho	L 95-105	4-3
Dec. 13	Idaho	W 123-112	5-3
Dec. 22	Bakersfield	W 105-102 (OT)	6-3
Dec. 27	Albuquerque	L 111-115	6-4
Dec. 29	Albuquerque	W 91-80	7-4
Jan. 3	Rio Grande Valley	L 101-108 (OT)	7-5
Jan. 4	@ Maine*	L 111-113	7-6
Jan. 7	Erie*	L 89-102	7-7
Jan. 9	@ Bakersfield	L 102-110	7-8
Jan. 15	Utah	L 97-102	7-9
Jan. 16	@ Bakersfield	W 103-96	8-9
Jan. 22	@ Dakota	L 97-117	8-10
Jan. 24	@ Dakota	L 95-114	8-11
Jan. 28	@ Austin	L 103-119	8-12
Jan. 29	@ Austin	L 111-115	8-13
Jan. 31	@ Rio Grande Valley	L 110-112	8-14
Feb. 2	@ Bakersfield	L 100-102	8-15
Feb. 3	@ Bakersfield	W 125-122	9-15
Feb. 8	Tulsa	L 100-101	9-16

DATE	OPPONENT	BOX SCORE	W / L
Feb. 10	Tulsa	L 90-102	9-17
Feb. 16	Iowa	L 95-112	9-18
Feb. 18	Austin	W 111-107	10-18
Feb. 20	Idaho	L 103-106	10-19
Feb. 21	Albuquerque	L 95-101	10-20
Feb. 26	Utah	L 110-118	10-21
Feb. 27	@ Utah	L 124-126 (OT)	10-22
Mar. 2	Bakersfield	W 122-109	11-22
Mar. 4	@ Fort Wayne	W 112-103	12-22
Mar. 5	@ Fort Wayne	L 108-128	12-23
Mar. 7	@ Dakota	L 102-104	12-24
Mar. 9	Springfield	W 98-88	13-24
Mar. 10	@ Idaho	L 119-125	13-25
Mar. 12	@ Idaho	W 121-115 (OT)	14-25
Mar. 13	@ Albuquerque	W 108-101	15-25
Mar. 16	Bakersfield	L 112-117	15-26
Mar. 19	Utah	L 107-128	15-27
Mar. 21	Utah	W 106-86	16-27
Mar. 23	Reno	L 101-114	16-28
Mar. 24	Reno	L 100-117	16-29
Mar. 26	@ Rio Grande Valley	L 95-110	16-30
Mar. 27	@ Rio Grande Valley	L 117-120	16-31
Mar. 30	@ Austin	L 94-101	16-32
Apr. 2	@ Idaho	L 99-122	16-33
Apr. 3	@ Idaho	L 101-114	16-34
Apr. 12	@ Utah	L 118-130	32-18

* 2010 NBA D-League Showcase—Qwest Arena (Boise, ID)

2011-12 Los Angeles D-FENDERS



38-12 - 1ST IN WESTERN CONFERENCE

Head Coach: Eric Musselmann
Standing: Elijah Millsap, Jamaal Tinsley, Jordan Brady, Eniel Polynice, Brian Hamilton, Courtney Fortson
Seated: Zach Andrews, Otis George, Brandon Costner, Anthony Coleman, Terrence Roberts

2011-12 REGULAR SEASON STATISTICS / GAME-BY-GAME RESULTS

PLAYER	G	GS	MIN	FGM	FGA	PCT	3FG	3FGA	PCT	FTM	FTA	PCT	OR	DR	REB	AVG	AST	PF	TO	BS	ST	PTS	AVG
Goudelock	1	1	47	11	24	.458	2	10	.200	0	0	-	0	4	4	4.0	7	3	6	0	2	24	24.0
Morris	1	0	28	7	16	.438	1	3	.333	6	7	.857	0	1	1	1.0	4	3	3	0	1	21	21.0
Costner	32	27	1,037	202	453	.446	82	206	.398	165	217	.760	29	134	163	5.1	66	97	78	16	16	651	20.3
Millsap	41	33	1,353	253	566	.447	49	123	.398	241	313	.770	61	199	260	6.3	133	125	119	9	78	796	19.4
Green	22	13	673	157	327	.480	60	131	.458	47	56	.839	14	87	101	4.6	36	49	51	7	25	421	19.1
Ebanks	3	0	96	21	38	.553	3	6	.500	10	13	.769	7	11	18	6.0	4	2	9	0	6	55	18.3
Moon	12	10	452	80	165	.485	19	48	.396	33	42	.786	11	83	94	7.8	38	24	16	16	22	212	17.7
Fortson	29	14	995	166	345	.481	38	94	.404	123	153	.804	21	105	126	4.3	171	69	70	3	62	493	17.0
Character	4	1	94	29	43	.674	0	0	-	4	8	.500	11	19	30	7.5	5	14	7	4	2	62	15.5
Thomas	19	13	612	104	160	.650	0	0	-	53	78	.679	60	117	177	9.3	26	45	32	39	15	261	13.7
Eyenga	6	4	197	31	58	.534	5	13	.385	6	12	.500	7	23	30	5.0	12	12	8	8	0	73	12.2
Ingram	6	0	169	23	51	.451	18	33	.545	9	11	.818	0	21	21	3.5	15	13	7	0	3	73	12.2
Collins	28	12	791	112	243	.461	4	20	.200	53	89	.596	31	69	100	3.6	129	49	51	10	28	281	10.0
Tinsley	8	8	272	27	86	.314	6	23	.261	19	25	.760	6	19	25	3.1	61	27	23	1	19	79	9.9
Andrews	44	42	1,121	172	266	.647	0	0	-	65	120	.542	117	205	322	7.3	42	126	55	34	47	409	9.3
Greene	40	36	1,197	137	334	.410	35	128	.273	57	84	.679	35	101	136	3.4	182	142	97	17	66	366	9.2
Hamilton	21	9	527	55	120	.458	1	7	.143	67	103	.650	31	52	83	4.0	22	59	28	8	27	178	8.5
Anderson	6	4	173	19	36	.528	2	7	.286	10	15	.667	8	19	27	4.5	10	14	14	1	6	50	8.3
George	49	6	983	155	287	.540	1	4	.250	62	87	.713	115	152	267	5.4	42	133	43	20	40	373	7.6
Brady	15	5	304	39	82	.474	11	29	.379	12	19	.632	12	36	48	3.4	21	29	12	5	12	101	7.2
Roberts	11	3	145	30	55	.545	0	2	.000	16	29	.552	17	26	43	3.9	8	26	17	10	2	76	6.9
Rush	7	0	132	14	32	.438	9	18	.500	5	5	1.000	2	9	11	1.6	9	16	6	5	6	42	6.0
Polynice	17	5	251	44	88	.500	6	20	.300	7	12	.583	12	29	41	2.4	33	12	23	4	9	101	5.9
Strickland	3	0	41	2	12	.167	0	3	.000	7	8	.875	0	3	3	1.0	0	5	2	0	1	11	3.7
Flowers	16	1	139	23	57	.404	4	9	.444	8	12	.667	10	15	25	1.6	7	20	5	11	6	58	3.6
Nolen	2	0	34	2	7	.286	2	4	.500	0	2	.000	1	1	2	1.0	7	3	2	0	1	6	3.0
Wright	3	2	46	4	10	.400	0	0	-	0	2	.000	0	2	2	0.7	7	1	3	0	2	8	2.7
Alston	4	0	31	2	6	.333	2	5	.400	0	2	.000	0	3	3	0.8	6	3	2	0	1	6	1.5
Coleman	6	1	36	3	5	.600	0	0	-	0	0	-	1	3	4	0.7	0	6	6	3	0	6	1.0
Johnson	3	0	5	1	3	.333	0	1	.000	0	0	-	0	1	1	0.3	0	1	0	0	0	2	0.7
Cunningham	5	0	27	1	6	.167	0	4	.000	1	2	.500	1	4	5	1.0	2	5	5	0	1	3	0.6
Green	3	0	12	0	4	.000	0	2	.000	0	0	-	0	2	2	0.7	0	0	0	0	0	0	0.0
Session	2	0	2	0	0	-	0	0	-	0	0	-	0	0	0	0.0	0	1	0	0	0	0	0.0
Williams	1	0	3	0	0	-	0	0	-	0	0	-	0	0	0	0.0	0	1	0	0	0	0	0.0

DATE	OPPONENT	BOX SCORE	W / L	DATE	OPPONENT	BOX SCORE	W / L
Nov. 25	@ Dakota	W 86-84	1-0	Jan. 26	@ Bakersfield	L 95-106	17-9
Nov. 26	@ Dakota	L 97-98	1-1	Jan. 28	Canton	L 101-110	17-10
Nov. 28	Reno	L 135-103	2-1	Jan. 30	Canton	W 127-87	18-10
Nov. 30	Reno	L 95-99	2-2	Feb. 4	Erie	W 113-94	19-10
Dec. 2	@ Sioux Falls	W 107-96	3-2	Feb. 6	Erie	W 138-107	20-10
Dec. 3	@ Sioux Falls	W 94-92	4-2	Feb. 8	Tulsa	W 110-98	21-10
Dec. 5	Rio Grande Valley	W 132-126	5-2	Feb. 10	@ Reno	W 108-101	22-10
Dec. 7	Rio Grande Valley	W 117-113	6-2	Feb. 11	@ Reno	W 120-116	23-10
Dec. 10	Idaho	L 90-97	6-3	Feb. 18	Austin	W 109-94	24-10
Dec. 12	Texas	W 104-92	7-3	Feb. 19	Austin	W 102-98	25-10
Dec. 16	@ Bakersfield	L 112-117	7-4	Feb. 22	Idaho	W 121-102	26-10
Dec. 17	Bakersfield	W 96-68	8-4	Feb. 29	@ Idaho	W 94-72	27-10
Dec. 21	@ Texas	L 108-112	8-5	Mar. 1	@ Idaho	L 93-101	27-11
Dec. 23	@ Texas	L 91-108	8-6	Mar. 3	@ Fort Wayne	W 117-91	28-11
Dec. 29	@ Erie	W 117-112	9-6	Mar. 10	Dakota	W 99-98	29-11
Dec. 30	@ Fort Wayne	W 104-97 (OT)	10-6	Mar. 12	Idaho	W 108-99	30-11
Jan. 4	Bakersfield	W 104-94	11-6	Mar. 17	Idaho	W 106-105	31-11
Jan. 6	@ Reno	W 109-78	12-6	Mar. 22	@ Rio Grande Valley	W 96-89	32-11
Jan. 7	Reno	W 102-101	13-6	Mar. 23	@ Rio Grande Valley	W 105-94	33-11
Jan. 9	Springfield*	W 97-82	14-6	Mar. 28	Reno	W 117-89	34-11
Jan. 11	@ Maine*	W 106-94	15-6	Mar. 30	@ Bakersfield	L 95-96	34-12
Jan. 13	@ Idaho	L 107-113	15-7	Mar. 31	Bakersfield	W 93-87	35-12
Jan. 14	@ Idaho	W 99-94	16-7	Apr. 4	Reno	W 111-98	36-12
Jan. 20	@ Bakersfield	W 105-88	17-7	Apr. 6	@ Texas	W 104-100	37-12
Jan. 21	Bakersfield	L 107-110	17-8	Apr. 7	@ Iowa	W 95-79	38-12

* 2012 NBA D-League Showcase—Reno Events Center (Reno, NV)



21-29 - 3RD IN WEST DIVISION

Head Coach: Reggie Theus
Standing: Anthony Stover, Jarrid Famous, Jamario Moon, Phil Jones
Seated: Darnell Dodson, Eniel Polynice, Courtney Fortson, Darius Johnson-Odom, Gary Flowers, Kevin Kruger, Orien Greene



2012-13 REGULAR SEASON STATISTICS / GAME-BY-GAME RESULTS

PLAYER	G	GS	MIN	FGM	FGA	PCT	3FG	3FGA	PCT	FTM	FTA	PCT	OR	DR	REB	AVG	AST	PF	TO	BS	ST	PTS	AVG
Johnson-Odom	13	13	518	91	207	.440	24	61	.393	67	82	.817	12	55	67	5.2	67	21	39	3	17	273	21.0
Fortson	46	46	1768	286	718	.398	65	183	.355	183	239	.766	59	171	230	5.0	328	132	164	3	93	820	17.8
Millsap	44	37	1514	257	616	.417	30	86	.349	220	292	.753	52	218	270	6.1	158	138	118	15	86	764	17.4
Almond	26	18	835	163	306	.533	27	70	.386	76	108	.704	18	55	73	2.8	34	50	53	6	18	429	16.5
Hayward	14	1	442	83	164	.506	20	48	.417	37	47	.787	34	78	112	8.0	31	32	23	5	13	223	15.9
Morris	2	2	70	11	31	.355	2	11	.182	6	11	.545	3	9	12	6.0	11	3	3	0	2	30	15.0
Flowers	46	41	1581	282	588	.480	43	136	.316	67	98	.684	67	234	301	6.5	122	130	107	75	62	674	14.7
Thomas	1	1	41	5	10	.500	0	0	-	3	4	.750	5	12	17	17.0	4	4	1	1	3	13	13.0
Dupree	18	5	506	85	182	.467	1	7	.143	40	58	.690	30	76	106	5.9	45	54	33	2	21	211	11.7
Jordan	18	16	505	89	137	.650	1	1	1.000	29	49	.592	39	85	124	6.9	13	43	24	25	9	208	11.6
Sacre	7	7	228	29	66	.439	0	0	-	22	24	.917	15	44	59	8.4	4	17	11	10	3	80	11.4
Greene	29	17	877	109	265	.411	52	136	.382	58	79	.734	16	83	99	3.4	77	99	65	10	52	328	11.3
Famous	21	14	514	84	168	.500	0	0	-	38	52	.731	70	75	145	6.9	10	49	30	18	6	206	9.8
Taylor	26	2	513	94	198	.475	29	82	.354	39	58	.672	10	31	41	1.6	58	74	54	2	39	256	9.8
Dickey	2	0	55	8	15	.533	1	4	.250	2	4	.500	0	1	1	0.5	7	5	4	0	2	19	9.5
Andrews	32	13	721	95	175	.543	4	12	.333	29	66	.439	74	113	187	5.8	26	91	26	18	30	223	7.0
Moon	16	11	489	41	120	.342	12	46	.261	13	16	.813	17	86	103	6.4	32	26	17	32	34	107	6.7
Brackins	8	1	144	17	42	.405	5	18	.278	2	2	1.000	2	20	22	2.8	11	17	4	2	1	41	5.1
Kruger	9	0	113	11	28	.393	5	19	.263	2	3	.667	0	5	5	0.6	11	6	1	0	3	29	3.2
Jones	11	0	100	11	18	.611	0	0	-	5	8	.625	7	10	17	1.5	4	21	6	6	0	27	2.5
Stover	26	5	384	20	42	.476	0	3	.000	5	13	.385	24	39	63	2.4	10	47	16	34	8	45	1.7
Hyman	8	0	79	4	12	.333	0	0	-	0	0	-	3	15	18	2.3	0	10	5	1	1	8	1.0
Polynice	1	0	5	0	3	.000	0	1	.000	1	2	.500	0	0	0	0.0	1	2	0	0	1	1.0	
Dodson	6	0	35	2	12	.167	1	6	.167	0	0	-	1	5	6	1.0	2	2	0	1	5	0.8	
Nelson	1	0	15	0	0	-	0	0	-	0	0	-	1	1	2	2.0	3	1	1	0	0	0.0	

DATE	OPPONENT	BOX SCORE	W / L
Nov. 28	Idaho	W 112-98	1-0
Nov. 30	@ Maine	W 97-94	2-0
Dec. 2	@ Springfield	L 89-98	2-1
Dec. 4	@ Bakersfield	L 95-109	2-2
Dec. 7	Santa Cruz	L 92-93	2-3
Dec. 8	Santa Cruz	L 93-99	2-4
Dec. 13	Reno	W 113-102	3-4
Dec. 15	Reno	W 134-124 (3OT)	4-4
Dec. 22	Idaho	W 98-94	5-4
Dec. 28	@ Iowa	L 100-104	5-5
Dec. 29	@ Iowa	L 102-105	5-6
Jan. 5	Sioux Falls	L 92-104	5-7
Jan. 7	Rio Grande Valley*	L 104-127	5-8
Jan. 8	@ Iowa*	W 87-82	6-8
Jan. 11	@ Bakersfield	L 104-117	6-9
Jan. 12	Bakersfield	L 84-95	6-10
Jan. 16	Fort Wayne	L 102-104	6-11
Jan. 18	@ Santa Cruz	L 74-82	6-12
Jan. 19	Fort Wayne	W 113-106	7-12
Jan. 21	Erie	L 94-97	7-13
Jan. 23	Bakersfield	L 101-107	7-14
Jan. 25	@ Tulsa	L 84-107	7-15
Jan. 26	@ Tulsa	W 109-100	8-15
Jan. 30	Bakersfield	W 107-99	9-15
Feb. 1	@ Idaho	L 88-114	9-16

DATE	OPPONENT	BOX SCORE	W / L
Feb. 2	@ Idaho	W 100-92	10-16
Feb. 8	@ Reno	W 95-90	11-16
Feb. 10	@ Reno	L 86-93	11-17
Feb. 13	Reno	W 115-89	12-17
Feb. 20	@ Santa Cruz	L 92-98	12-18
Feb. 22	@ Reno	W 117-108	13-18
Feb. 23	@ Bakersfield	L 103-115	13-19
Feb. 25	Idaho	W 107-94	14-19
Mar. 2	Bakersfield	W 114-99	15-19
Mar. 3	@ Bakersfield	L 98-111	15-20
Mar. 6	Texas	W 99-86	16-20
Mar. 9	Austin	W 95-91	17-20
Mar. 11	Austin	W 104-101	18-20
Mar. 13	Tulsa	W 110-108	19-20
Mar. 15	@ Austin	L 95-110	19-21
Mar. 16	@ Rio Grande Valley	L 119-134	19-22
Mar. 20	Idaho	L 106-116	19-23
Mar. 21	@ Reno	L 97-98	19-24
Mar. 23	Bakersfield	L 83-112	19-25
Mar. 24	@ Bakersfield	L 100-109	19-26
Mar. 29	@ Santa Cruz	W 111-104	20-26
Mar. 30	Santa Cruz	L 100-101	20-27
Apr. 3	Canton	W 114-109	21-27
Apr. 5	@ Idaho	W 101-125	21-28
Apr. 6	@ Idaho	L 91-113	21-29

2013-14 Los Angeles D-FENDERS



31-19 - 1ST IN WEST DIVISION

Head Coach: Bob MacKinnon
Standing: Josh Magette, Josiah Tuner C.J. Williams, Andre Ingram
Seated: Terrence Williams, James Southerland, Travis Hyman, Brandon Costner, Shawne Williams, Gideon Gamble

2013-14 REGULAR SEASON STATISTICS / GAME-BY-GAME RESULTS

PLAYER	G	GS	MIN	FGM	FGA	PCT	3FG	3FGA	PCT	FTM	FTA	PCT	OR	DR	REB	AVG	AST	PF	TO	BS	ST	PTS	AVG
Thomas	2	2	80	23	37	.622	8	13	.615	13	19	.684	9	22	31	15.5	5	6	6	4	5	67	33.5
M. Harris	2	22	852	234	496	.472	39	129	.302	189	214	.883	45	128	173	7.9	83	36	71	5	45	696	31.6
Kelly	5	5	198	39	93	.419	5	20	.250	43	47	.915	14	24	38	7.6	19	17	15	7	8	126	25.2
S. Williams	23	21	723	160	351	.456	64	153	.418	87	108	.806	37	124	161	7.0	39	88	37	48	18	471	20.5
T. Williams	32	26	1,141	230	546	.421	85	223	.381	111	175	.634	21	139	160	5.0	204	39	88	7	46	656	20.5
E. Harris	1	1	28	6	10	.600	0	1	.000	6	7	.857	1	1	2	2.0	2	6	2	1	0	18	18.0
Henry	2	2	49	13	34	.382	2	10	.200	6	9	.667	1	3	4	2.0	3	2	3	0	7	34	17.0
Southerland	42	14	1,199	250	502	.498	65	201	.323	51	77	.662	71	203	274	6.5	40	125	43	36	34	616	14.7
Costner	43	28	1,152	202	477	.423	75	219	.342	146	192	.760	46	214	260	6.0	94	126	84	28	35	625	14.5
C. Williams	49	26	1,450	275	544	.506	97	220	.441	58	71	.817	67	160	227	4.6	94	129	55	27	61	705	14.4
Moon	15	14	489	75	159	.472	34	80	.425	31	38	.816	5	98	103	6.9	52	33	23	40	32	215	14.3
Turner	37	2	783	162	304	.533	7	28	.250	84	114	.737	33	77	110	3.0	158	74	67	13	48	415	11.2
Magette	50	47	1,513	187	445	.420	84	223	.377	58	73	.795	39	136	175	3.5	347	116	80	2	96	516	10.3
Rush	12	9	303	44	113	.389	17	47	.362	13	21	.619	15	30	45	3.8	20	32	16	2	15	118	9.8
Ingram	45	11	1,034	140	309	.453	72	161	.447	59	75	.787	39	103	142	3.2	77	70	36	5	49	411	9.1
Hyman	42	20	795	126	245	.514	0	0	-.44	44	90	.489	117	152	269	6.4	35	132	50	83	46	296	7.0
Gamble	2	0	193	41	75	.547	16	37	.432	6	7	.857	5	22	27	1.4	11	38	11	1	11	104	5.2
Millsap	1	0	14	1	2	.500	0	1	.000	3	3	1.000	0	1	1	1.0	0	3	1	0	1	5	5.0
Bouldin	5	0	81	7	33	.212	5	19	.263	1	4	.250	2	9	11	2.2	10	6	6	1	3	20	4.0

DATE	OPPONENT	BOX SCORE	W / L
Nov. 23	Rio Grande Valley	L 114-124	0-1
Nov. 30	@ Santa Cruz	L 112-122	0-2
Dec. 1	@ Bakersfield	W 131-96	1-2
Dec. 6	@ Bakersfield	L 100-104	1-3
Dec. 7	Bakersfield	L 108-110	1-4
Dec. 14	Santa Cruz	W 124-118	2-4
Dec. 15	Santa Cruz	L 105-108	2-5
Dec. 17	@ Santa Cruz	L 114-115 (OT)	2-6
Dec. 21	Idaho	W 121-91	3-6
Dec. 27	@ Sioux Falls	L 106-114	3-7
Dec. 28	@ Sioux Falls	W 128-121	4-7
Dec. 30	@ Idaho	W 114-99	5-7
Jan. 2	@ Reno	W 99-95	6-7
Jan. 4	Bakersfield	W 107-94	7-7
Jan. 6	Sioux Falls*	W 116-109	8-7
Jan. 10	@ Idaho	W 133-124	9-7
Jan. 11	@ Idaho	L 113-123	9-8
Jan. 13	Maine	W 120-107	10-8
Jan. 17	@ Reno	W 131-118	11-8
Jan. 18	Tulsa	L 112-128	11-9
Jan. 20	Reno	L 111-123	11-10
Jan. 24	@ Reno	W 118-111	12-10
Jan. 25	Sioux Falls	W 122-117	13-10
Jan. 27	Texas	W 150-124	14-10
Jan. 31	@ Idaho	W 135-127	15-10

DATE	OPPONENT	BOX SCORE	W / L
Feb. 1	@ Idaho	L 123-127	15-11
Feb. 5	Bakersfield	W 155-140	16-11
Feb. 8	@ Santa Cruz	W 121-107	17-11
Feb. 10	Santa Cruz	L 106-121	17-12
Feb. 12	Idaho	W 114-112	18-12
Feb. 17	Reno	W 116-112	19-12
Feb. 22	Idaho	L 128-129 (OT)	19-13
Feb. 24	Springfield	W 134-128	20-13
Feb. 27	@ Texas	L 103-121	20-14
Mar. 1	@ Texas	L 126-137 (OT)	20-15
Mar. 3	Delaware	W 157-134	21-15
Mar. 5	Delaware	W 128-124	22-15
Mar. 11	@ Tulsa	W 117-109	23-15
Mar. 14	@ Canton	W 125-111	24-15
Mar. 15	@ Canton	W 130-98	25-15
Mar. 18	@ Fort Wayne	L 121-125	25-16
Mar. 20	@ Austin	W 126-113	26-16
Mar. 22	Santa Cruz	W 140-121	27-16
Mar. 24	Bakersfield	L 111-124	27-17
Mar. 28	@ Bakersfield	W 139-117	28-17
Mar. 29	Santa Cruz	W 121-113	29-17
Mar. 31	Reno	W 119-108	30-17
Apr. 2	Erie	W 154-136	31-17
Apr. 4	@ Fort Wayne	L 128-129 (2OT)	31-18
Apr. 5	@ Iowa	L 128-148	31-19



17-33 - 4TH IN WEST DIVISION

Head Coach: Phil Hubbard
Standing: Andre Ingram, Dexter Strickland
Seated: Jarvis Varnado, Alfred Aboya, Eloy Vargas, Will Sheehy, Roscoe Smith, Vander Blue



2014-15 REGULAR SEASON STATISTICS / GAME-BY-GAME RESULTS

PLAYER	G	GS	MIN	FGM	FGA	PCT	3FG	3FGA	PCT	FTM	FTA	PCT	OR	DR	REB	AVG	AST	PF	TO	BS	ST	PTS	AVG
Kelly	1	1	45	8	18	.444	3	9	.333	11	12	.917	0	4	4	4.0	2	5	3	1	0	30	30.0
Henry	2	2	74	15	33	.455	5	10	.500	17	19	.895	2	4	6	3.0	6	9	6	1	2	52	26.0
Harris	15	15	565	147	315	.467	19	60	.317	72	88	.818	23	83	106	7.1	71	21	50	3	21	385	25.7
Brown	39	25	1,362	311	681	.457	87	222	.392	242	289	.837	55	103	158	4.1	87	85	100	7	39	951	24.4
Blue	49	47	1,824	418	883	.473	74	178	.416	232	319	.727	53	213	266	5.4	262	110	137	7	93	1142	23.3
Black	1	1	33	9	14	.643	0	1	.000	5	6	.833	4	8	12	12.0	3	5	0	0	0	23	23.0
Clarkson	5	5	180	46	92	.500	4	18	.222	17	21	.810	7	18	25	5.0	39	10	17	1	4	113	22.6
Franklin	21	8	718	126	261	.483	41	121	.339	111	140	.793	23	163	186	8.9	136	79	77	6	31	404	19.2
Smith	49	46	1,775	353	668	.528	13	49	.265	170	233	.730	182	358	540	11.0	48	157	111	33	48	889	18.1
Sheehy	9	0	281	42	84	.500	12	29	.414	17	18	.944	8	23	31	3.4	19	19	10	1	7	113	12.6
Varnado	8	4	185	41	76	.539	0	0	-	11	17	.647	14	38	52	6.5	9	28	13	16	2	93	11.6
Moon	10	8	321	40	94	.426	13	46	.283	5	8	.625	8	55	63	6.3	35	26	15	21	11	98	9.8
Ingram	28	10	716	86	192	.448	52	117	.444	33	38	.868	16	93	109	3.9	32	63	16	6	38	257	9.2
Vargas	30	15	694	113	228	.496	1	4	.250	35	54	.648	59	123	182	6.1	20	94	23	48	19	262	8.7
Appling	28	16	612	82	232	.353	10	51	.196	51	73	.699	5	70	75	2.7	100	63	49	3	25	225	8.0
Andrews	11	0	266	36	53	.679	0	0	-	11	27	.407	29	49	78	7.1	7	42	13	18	16	83	7.5
Turner	36	16	785	103	226	.456	2	7	.286	59	100	.590	29	67	96	2.7	128	58	66	11	47	267	7.4
Strickland	10	1	146	26	52	.500	0	3	.000	13	19	.684	10	11	21	2.1	18	17	7	0	9	65	6.5
Majok	23	18	508	57	95	.600	0	0	-	17	24	.708	53	68	121	5.3	17	94	25	64	17	131	5.7
Tharpe	14	6	251	30	74	.405	7	27	.259	7	10	.700	2	22	24	1.7	48	21	33	1	7	74	5.3
Hyman	13	5	229	28	56	.500	0	1	.000	9	19	.474	33	43	76	5.8	7	49	23	24	12	65	5.0
Aboya	28	1	431	41	88	.466	0	3	.000	26	33	.788	38	41	79	2.8	16	70	20	7	11	108	3.9
Hinkle	6	0	31	3	9	.333	1	5	.200	2	2	1.000	1	2	3	0.5	1	0	3	1	0	9	1.5
Gamble	1	0	6	0	1	.000	0	1	.000	0	0	-	0	1	1	1.0	0	1	0	0	0	0	0.0

DATE	OPPONENT	BOX SCORE	W / L
Nov. 14	@ Santa Cruz	L 95-122	0-1
Nov. 15	Texas	L 108-130	0-2
Nov. 19	Rio Grande Valley	W 128-127	1-2
Nov. 21	Idaho	L 129-130	1-3
Nov. 22	Idaho	L 110-118	1-4
Nov. 25	@ Westchester	L 113-115	1-5
Nov. 26	@ Grand Rapids	L 99-127	1-6
Nov. 28	@ Oklahoma City	L 109-121	1-7
Dec. 5	Santa Cruz	L 98-112	1-8
Dec. 6	Reno	W 141-140	2-8
Dec. 8	@ Bakersfield	L 100-119	2-9
Dec. 11	Austin	L 106-121	2-10
Dec. 13	Idaho	W 134-123	3-10
Dec. 18	Sioux Falls	W 122-120	4-10
Dec. 20	Reno	W 175-152	5-10
Dec. 26	@ Oklahoma City	L 116-131	5-11
Dec. 28	@ Grand Rapids	L 95-117	5-12
Dec. 30	@ Canton	L 87-115	5-13
Jan. 3	Reno	L 169-174	5-14
Jan. 7	@ Rio Grande Valley	W 133-121	6-14
Jan. 9	@ Texas	L 109-118	6-15
Jan. 10	@ Sioux Falls	W 124-99	7-15
Jan. 13	@ Oklahoma City	L 126-130	7-16
Jan. 16	@ Fort Wayne*	L 98-104	7-17
Jan. 18	Delaware*	W 119-96	8-17

DATE	OPPONENT	BOX SCORE	W / L
Jan. 21	Santa Cruz	L 103-138	8-18
Jan. 24	@ Reno	L 147-155	8-19
Jan. 30	Bakersfield	W 136-126	9-19
Jan. 31	Bakersfield	L 110-112	9-20
Feb. 5	@ Reno	L 130-131	9-21
Feb. 6	@ Idaho	L 108-115	9-22
Feb. 8	Santa Cruz	L 98-113	9-23
Feb. 17	@ Bakersfield	L 109-120	9-24
Feb. 21	Austin	L 116-118	9-25
Feb. 22	@ Reno	W 127-104	10-25
Feb. 25	Westchester	W 121-118	11-25
Feb. 27	@ Bakersfield	L 122-126	11-26
Feb. 28	Bakersfield	L 107-116	11-27
Mar. 6	Rio Grande Valley	W 140-121	12-27
Mar. 7	Texas	L 120-124	12-28
Mar. 11	@ Bakersfield	L 95-102	12-29
Mar. 13	@ Idaho	L 116-129	12-30
Mar. 14	@ Idaho	W 119-117	13-30
Mar. 20	@ Santa Cruz	L 92-99	13-31
Mar. 21	Idaho	W 122-110	14-31
Mar. 25	Oklahoma City	W 106-105 (OT)	15-31
Mar. 27	Fort Wayne	L 128-135	15-32
Mar. 28	Fort Wayne	W 108-106	16-32
Apr. 3	@ Austin	L 99-107	16-33
Apr. 4	@ Rio Grande Valley	W 130-123 (OT)	17-33

* 2015 NBA D-League Showcase—Kaiser Permanente Arena (Santa Cruz, CA)

2015-16 LOS ANGELES D-FENDERS



27-23 - 2ND IN PACIFIC DIVISION

Head Coach: Casey Owens
Standing: Josh Magette, Jamal Branch, Manny Harris, Vander Blue, Andre Ingram
Seated: D.J. Shumpert, Justin Hawkins, Justin Harper, Robert Upshaw, Malcolm Thomas, Zach Andrews, Michael Frazier

2015-16 REGULAR SEASON STATISTICS / GAME-BY-GAME RESULTS

PLAYER	G	GS	MIN	FGM	FGA	PCT	3FG	3FGA	PCT	FTM	FTA	PCT	OR	DR	REB	AVG	AST	PF	TO	BS	ST	PTS	AVG
Kelly	7	7	250	64	121	.529	12	32	.375	49	63	.778	13	38	51	7.3	21	23	12	14	9	189	27.0
Blue	48	48	1,838	412	937	.440	89	270	.330	349	431	.810	49	191	240	5.0	164	103	110	2	86	1,262	26.3
Harris	8	8	318	63	153	.412	11	34	.324	50	59	.847	11	43	54	6.8	33	18	27	3	15	187	23.4
Gomes	31	28	993	205	425	.482	48	129	.372	107	125	.856	71	180	251	8.1	97	91	36	13	27	565	18.2
Thomas	7	7	243	50	93	.538	6	16	.375	18	29	.621	26	58	84	12.0	18	24	10	17	6	124	17.7
J. Brown	8	4	220	43	118	.364	12	43	.279	36	41	.878	5	15	20	2.5	6	21	15	2	5	134	16.8
Ayres	2	1	65	10	20	.500	1	3	.333	12	14	.857	10	16	26	13.0	3	6	0	0	0	33	16.5
Black	8	8	256	54	94	.574	0	1	.000	23	38	.605	31	63	94	11.8	8	35	21	18	6	131	16.4
Harper	42	26	1,214	237	502	.472	88	225	.391	82	92	.891	84	157	241	5.7	67	122	45	28	30	644	15.3
A. Brown	7	2	237	38	97	.392	15	47	.319	11	16	.688	5	23	28	4.0	12	20	14	3	4	102	14.6
Magette	45	45	1,707	181	464	.390	84	257	.327	70	87	.805	47	157	204	4.5	412	163	130	6	110	516	11.5
Franklin	4	2	103	16	34	.471	4	11	.364	9	16	.563	7	13	20	5.0	15	13	10	3	3	45	11.3
Hawkins	41	35	1,121	162	388	.418	51	167	.305	58	73	.795	45	141	186	4.5	66	111	48	15	30	433	10.6
Ingram	50	17	1,321	166	339	.490	113	228	.496	74	86	.860	17	123	140	2.8	72	99	28	8	53	519	10.4
Upshaw	28	2	438	83	174	.477	2	10	.200	36	59	.610	32	94	126	4.5	10	71	34	40	6	204	7.3
Frazier	14	0	232	29	80	.363	7	30	.233	18	23	.783	2	26	28	2.0	25	14	12	0	11	83	5.9
Andrews	19	4	252	39	67	.582	1	4	.250	16	25	.640	22	39	61	3.2	11	48	20	14	12	95	5.0
Hayward	12	0	162	21	55	.382	0	9	.000	18	21	.857	14	16	30	2.5	5	27	12	0	4	60	5.0
Holyfield	18	3	250	32	52	.615	0	0	-	18	35	.514	38	39	77	4.3	4	42	18	21	4	82	4.6
Smith	31	1	422	30	95	.316	10	38	.263	19	25	.760	6	45	51	1.6	77	37	2	17	89	2.9	
Shumpert	22	1	330	25	48	.521	0	2	.000	11	28	.393	40	69	109	5.0	19	62	24	21	16	61	2.8
Branch	1	0	65	3	10	.300	1	3	.333	4	4	1.000	1	2	3	0.3	8	8	3	0	3	11	1.1
Gransberry	10	0	7	0	0	-	0	0	-	1	2	.500	1	2	3	3.0	0	4	0	0	0	1	1.0

DATE	OPPONENT	BOX SCORE	W / L	DATE	OPPONENT	BOX SCORE	W / L
Nov. 13	@ Reno	W 123-121	1-0	Jan. 22	@ Oklahoma City	W 118-107	13-13
Nov. 14	Santa Cruz	W 104-101	2-0	Jan. 25	@ Oklahoma City	L 100-107	13-14
Nov. 17	@ Bakersfield	W 114-105	3-0	Jan. 27	Texas	W 114-98	14-14
Nov. 20	@ Santa Cruz	L 100-106	3-1	Jan. 30	Oklahoma City	W 99-90	15-14
Nov. 21	Reno	W 113-111	4-1	Feb. 4	Oklahoma City	W 114-92	16-14
Nov. 24	@ Oklahoma City	W 94-90	5-1	Feb. 6	Rio Grande Valley	W 126-112	17-14
Nov. 27	@ Rio Grande Valley	L 108-123 (OT)	5-2	Feb. 8	@ Idaho	L 116-129	17-15
Nov. 28	@ Rio Grande Valley	W 126-109	6-2	Feb. 10	@ Idaho	L 99-107	17-16
Dec. 4	@ Bakersfield	L 96-100	6-3	Feb. 18	Santa Cruz	W 113-103	18-16
Dec. 5	Bakersfield	L 103-108	6-4	Feb. 20	Reno	W 135-118	19-16
Dec. 11	Austin	L 98-101	6-5	Feb. 21	Fort Wayne	W 121-106	20-16
Dec. 13	Austin	L 105-116	6-6	Feb. 25	Erie	W 107-93	21-16
Dec. 18	Idaho	W 117-107	7-6	Feb. 27	Idaho	W 117-107	22-16
Dec. 20	Rio Grande Valley	L 119-125	7-7	Mar. 3	Bakersfield	W 124-103	23-16
Dec. 22	@ Santa Cruz	W 104-82	8-7	Mar. 5	Texas	W 127-117	24-16
Dec. 26	@ Texas	L 101-105	8-8	Mar. 12	@ Santa Cruz	W 114-110	25-16
Dec. 29	@ Delaware	L 95-113	8-9	Mar. 15	@ Bakersfield	W 126-114	26-16
Dec. 30	@ Raptors 905	W 111-110	9-9	Mar. 17	@ Idaho	L 101-110	26-17
Jan. 2	Bakersfield	L 89-95	9-10	Mar. 19	Texas	L 129-137	26-18
Jan. 9	Canton*	L 113-118	9-11	Mar. 23	@ Reno	L 111-118	26-19
Jan. 10	@ Grand Rapids*	L 103-106	9-12	Mar. 25	@ Reno	L 113-131	26-20
Jan. 14	Reno	W 131-116	10-12	Mar. 26	Santa Cruz	L 97-116	26-21
Jan. 16	Austin	W 110-96	11-12	Mar. 30	@ Texas	W 121-116	27-21
Jan. 18	Idaho	W 122-118 (2OT)	12-12	Apr. 1	@ Austin	L 108-115	27-22
Jan. 21	@ Austin	L 100-112	12-13	Apr. 2	@ Rio Grande Valley	L 121-128	27-23

* 2016 NBA D-League Showcase—Kaiser Permanente Arena (Santa Cruz, CA)



34-16 - 1ST IN PACIFIC DIVISION

Head Coach: Coby Karl
Standing: Justin Harper, David Foster, Travis Wear
Seated: Vander Blue, Speedy Smith, Josh Magette, Julian Jacobs, David Nwaba, Troy DeVries



2016-17 REGULAR SEASON STATISTICS / GAME-BY-GAME RESULTS

PLAYER	G	GS	MIN	FGM	FGA	PCT	3FG	3FGA	PCT	FTM	FTA	PCT	OR	DR	REB	AVG	AST	PF	TO	BS	ST	PTS	AVG
Blue	47	46	1639	359	827	.434	85	242	.351	363	450	.807	43	197	240	5.1	141	100	99	3	75	1,166	24.8
Harper	45	45	1302	261	543	.481	104	254	.409	113	146	.774	67	237	304	6.8	63	120	55	27	13	739	16.4
Magette	50	50	1765	273	667	.409	111	315	.352	135	163	.828	30	192	222	4.4	467	152	133	2	75	792	15.8
Zubac	14	14	419	94	161	.584	4	11	.364	29	35	.829	29	107	136	9.7	18	48	45	14	2	221	15.8
Nwaba	40	31	1152	229	353	.649	4	16	.250	101	165	.612	106	168	274	6.9	42	108	31	46	55	563	14.1
Ayres	22	10	505	108	162	.667	2	5	.400	64	69	.928	48	110	158	7.2	16	74	29	15	7	282	12.8
Wear	42	13	1069	206	476	.433	77	225	.342	46	65	.708	59	246	305	7.3	43	98	51	20	34	535	12.7
Ingram	10	4	293	37	70	.529	27	49	.551	15	19	.789	6	31	37	3.7	15	18	4	4	11	116	11.6
Blair	13	3	266	62	124	.500	0	0	—	22	36	.611	38	41	79	6.1	11	46	20	2	9	146	11.2
(Total)	19	3	363	91	184	.495	0	1	.000	28	48	.583	50	62	112	5.9	14	70	27	5	11	210	11.1
DeVries	48	20	1141	172	398	.432	106	244	.434	41	54	.759	12	85	97	2.0	84	92	55	4	36	491	10.2
R. Smith	18	0	345	61	124	.492	3	18	.167	59	78	.756	36	33	69	3.8	2	31	27	8	8	184	10.2
Stephens	10	1	190	35	58	.603	0	3	.000	10	17	.588	29	26	55	5.5	5	20	6	7	3	80	8.0
S. Smith	47	5	1051	105	316	.332	32	121	.264	64	89	.719	31	117	148	3.1	183	83	85	3	67	306	6.5
Jacobs	34	0	593	76	166	.458	18	52	.346	35	48	.729	18	72	90	2.6	89	45	67	5	24	205	6.0
Foster	30	8	337	38	77	.494	1	1	1.00	5	7	.714	31	63	94	3.1	5	59	13	48	5	82	2.7
Shumpert	1	0	3	0	0	—	0	0	—	0	0	—	0	1	1	1.0	0	1	0	0	0	0	0.0
Simmons	1	0	1	0	0	—	0	0	—	0	0	—	0	0	0	0.0	0	0	0	0	0	0	0.0

DATE	OPPONENT	BOX SCORE	W / L
Nov. 11	Iowa	127-98	1-0
Nov. 12	@ Santa Cruz	116-114	2-0
Nov. 17	Rio Grande Valley	120-133	2-1
Nov. 19	Santa Cruz	134-109	3-1
Nov. 23	Northern Arizona	142-135 (2OT)	4-1
Nov. 26	@ Rio Grande Valley	132-120	5-1
Nov. 27	@ Rio Grande Valley	115-116	5-2
Nov. 29	@ Oklahoma City	117-108	6-2
Dec. 1	Salt Lake City	118-110	7-2
Dec. 3	Rio Grande Valley	125-140	7-3
Dec. 8	Reno	128-118	8-3
Dec. 10	Austin	119-96	9-3
Dec. 15	@ Erie	99-118	9-4
Dec. 17	@ Maine	119-111	10-4
Dec. 19	@ Long Island	114-106	11-4
Dec. 20	@ Westchester	121-115	12-4
Dec. 22	@ Greensboro	99-92	13-4
Dec. 28	Sioux Falls	125-128	13-5
Dec. 30	Northern Arizona	115-105	14-5
Jan. 3	@ Reno	125-118	15-5
Jan. 5	Iowa	119-118	16-5
Jan. 7	Grand Rapids	123-121	17-5
Jan. 12	Oklahoma City	104-102	18-5
Jan. 14	Canton	122-118 (OT)	19-5
Jan. 21	@ Sioux Falls*	113-118	19-6

DATE	OPPONENT	BOX SCORE	W / L
Jan. 22	Texas*	128-115	20-6
Jan. 26	Sioux Falls	125-120	21-6
Jan. 29	@ Austin	132-104	22-6
Feb. 1	@ Texas	116-114	23-6
Feb. 2	@ Austin	130-119	24-6
Feb. 4	@ Oklahoma City	86-106	24-7
Feb. 6	@ Salt Lake City	138-129	25-7
Feb. 8	@ Salt Lake City	103-100	26-7
Feb. 11	Oklahoma City	128-134	26-8
Feb. 12	Austin	121-118	27-8
Feb. 22	@ Texas	120-135	27-9
Feb. 24	Windy City	115-111	28-9
Feb. 26	@ Northern Arizona	113-117	28-10
Mar. 3	@ Northern Arizona	107-94	29-10
Mar. 4	Raptors 905	104-111	29-11
Mar. 10	Reno	106-114	29-12
Mar. 11	Fort Wayne	109-131	29-13
Mar. 15	@ Iowa	103-99	30-13
Mar. 17	@ Iowa	101-97	31-13
Mar. 18	@ Sioux Falls	115-111	32-13
Mar. 22	Texas	128-132	32-14
Mar. 25	Santa Cruz	124-134	32-15
Mar. 29	@ Reno	139-132	33-15
Mar. 31	@ Santa Cruz	117-127	33-16
Apr. 1	Salt Lake City	109-108 (OT)	34-16

*2017 NBA D-League Showcase— Hershey Center (Mississauga, ON, Canada)

2017-18 SOUTH BAY LAKERS



28-22 - 2ND IN PACIFIC DIVISION

Head Coach: Coby Kart
Standing: Scott Machado, Demarcus Holland, V.J. Beachem, Gary Payton II
Seated: Travis Wear, Andre Ingram, Michael Holyfield, Stephan Branch, Robert Heyer, Stephen Zimmerman
Not Pictured: Alex Caruso

2017-18 REGULAR SEASON STATISTICS / GAME-BY-GAME RESULTS

PLAYER	G	GS	MIN	FGM	FGA	PCT	3FG	3FGA	PCT	FTM	FTA	PCT	OR	DR	REB	AVG	AST	PF	TO	BS	ST	PTS	AVG
Zubac	14	14	419	133	219	.607	1	6	.167	37	43	.860	48	80	128	9.1	23	28	32	31	6	304	21.7
Bryant	37	35	1135	284	477	.595	67	184	.364	93	138	.674	71	201	272	7.4	77	82	61	55	23	728	19.7
Blue	15	13	520	96	246	.390	32	96	.333	61	74	.824	7	46	53	3.5	80	33	42	1	22	285	19.0
Caruso	29	25	889	188	377	.499	43	111	.387	131	159	.824	22	87	109	3.8	227	74	120	13	59	550	19.0
Hart	2	2	64	14	33	.424	4	15	.267	3	8	.375	2	9	11	5.5	4	1	1	1	3	35	17.5
Payton II	20	5	581	139	296	.470	19	78	.244	51	71	.718	29	96	125	6.3	89	61	67	11	38	348	17.4
Wear	33	29	1010	197	443	.445	98	234	.419	59	69	.855	35	240	275	8.3	66	73	42	14	25	551	16.7
Machado	46	22	1444	254	566	.449	70	173	.405	152	172	.884	21	155	176	3.8	395	93	146	5	46	730	15.9
Southerland	48	20	1347	210	466	.471	87	222	.392	29	39	.744	45	223	268	5.6	78	116	51	37	25	536	11.2
Branch	50	7	1077	206	486	.424	44	140	.314	75	127	.591	103	188	291	5.8	52	76	77	38	68	531	10.6
Ingram	47	7	1073	141	304	.464	103	217	.475	42	51	.824	18	101	119	2.5	51	68	30	7	427	9.1	
Beachem	36	18	714	111	255	.435	59	148	.399	28	32	.875	15	67	82	2.3	18	39	22	13	18	309	8.6
Holland	50	45	1272	171	361	.474	34	100	.340	52	72	.722	72	156	228	4.6	96	106	75	6	54	428	8.6
Zimmerman	25	0	393	62	109	.569	0	2	.000	39	63	.619	44	77	121	4.8	24	46	37	24	14	163	6.5
Heyer	39	19	781	77	154	.500	40	94	.426	11	15	.733	35	96	131	3.4	44	56	29	3	27	205	5.3
Holyfield	28	4	319	45	96	.469	0	2	.000	48	68	.706	73	78	151	5.4	6	66	26	20	4	138	4.9
Baker	9	0	65	7	23	.304	4	10	.400	4	5	.800	2	6	8	0.9	9	5	9	0	2	22	2.4

DATE	OPPONENT	BOX SCORE	W / L
Nov. 4	@ Santa Cruz	138-135 (OT)	1-0
Nov. 8	Santa Cruz	127-123	2-0
Nov. 11	Austin	110-82	3-0
Nov. 12	Texas	116-126	3-1
Nov. 15	@ Iowa	118-99	4-1
Nov. 18	@ Austin	113-96	5-1
Nov. 22	Reno	128-117	6-1
Nov. 24	@ Texas	125-112	7-1
Nov. 27	@ Iowa	113-92	8-1
Dec. 2	Agua Caliente	99-109	8-2
Dec. 5	@ Northern Arizona	148-144 (OT)	9-2
Dec. 8	Sioux Falls	139-135 (OT)	10-2
Dec. 10	@ Reno	100-133	10-3
Dec. 11	@ Salt Lake City	106-97	11-3
Dec. 15	Westchester	113-119	11-4
Dec. 17	Memphis	137-132	12-4
Dec. 19	@ Delaware	123-127	12-5
Dec. 21	@ Erie	100-103	12-6
Dec. 22	@ Canton	114-109	13-6
Dec. 28	@ Agua Caliente	117-118	13-7
Dec. 30	Salt Lake City	116-94	14-7
Jan. 2	@ Sioux Falls	100-108	14-8
Jan. 4	@ Rio Grande Valley	118-124	14-9
Jan. 6	@ Oklahoma City	99-110	14-10
Jan. 11	Long Island*	117-97	15-10

DATE	OPPONENT	BOX SCORE	W / L
Jan. 13	@ Lakeland*	94-86	16-10
Jan. 17	Iowa	89-123	16-11
Jan. 19	@ Rio Grande Valley	117-114	17-11
Jan. 26	Windy City	129-116	18-11
Jan. 28	Oklahoma City	95-100	18-12
Jan. 31	Northern Arizona	133-108	19-12
Feb. 2	@ Salt Lake City	118-114	20-12
Feb. 5	Maine	121-115	21-12
Feb. 7	@ Reno	110-113	21-13
Feb. 9	Northern Arizona	123-118	22-13
Feb. 11	@ Santa Cruz	127-131 (OT)	22-14
Feb. 12	Texas	155-114	23-14
Feb. 22	@ Agua Caliente	119-93	24-14
Feb. 24	Sioux Falls	113-123	24-15
Feb. 25	Santa Cruz	125-101	25-15
Feb. 28	Memphis	125-116	26-15
Mar. 2	Reno	124-135	26-16
Mar. 3	Oklahoma City	119-127	26-17
Mar. 10	Rio Grande Valley	137-114	27-17
Mar. 11	@ Northern Arizona	120-137	27-18
Mar. 15	Agua Caliente	108-104	28-18
Mar. 17	Raptors	94-114	28-19
Mar. 20	@ Greensboro	108-110	28-20
Mar. 23	@ Memphis	118-141	28-21
Mar. 24	@ Austin	128-140	28-22

*2018 NBA G League Showcase- Hershey Center (Mississauga, ON, Canada)



21-29 - 4TH IN PACIFIC DIVISION

Head Coach: Coby Kart
 Standing: Scott Machado, Andre Ingram, Robert Heyer, Alex Caruso, Marcus Allen, Joel Berry II
 Seated: Jemerrio Jones, Jeffrey Carroll, Johnathan Williams, Travis Wear, Justin Harper, Isaac Bonga, Derrick Griffin Jr.



2018-19 REGULAR SEASON STATISTICS / GAME-BY-GAME RESULTS

PLAYER	G	GS	MIN	FGM	FGA	PCT	3FG	3FGA	PCT	FTM	FTA	PCT	OR	DR	REB	AVG	AST	PF	TO	BS	ST	PTS	AVG
Mykhailiuk	5	5	163	52	106	.491	22	49	.449	20	25	.800	3	11	14	13	6	0	3	18	2	146	29.2
Wagner	6	6	167	39	80	.488	12	37	.324	9	18	.500	6	29	35	17	19	1	2	11	4	99	16.5
Machado	45	25	1391	259	597	.434	54	188	.287	167	186	.898	29	123	152	362	89	0	50	172	10	739	16.4
Williams	39	37	1206	218	534	.408	112	294	.381	67	86	.779	31	228	259	74	95	0	31	55	24	615	15.8
Wear	36	31	982	241	440	.548	10	40	.250	55	127	.433	120	191	311	60	91	1	26	71	33	547	15.2
Caruso	27	26	770	128	311	.412	29	108	.269	94	116	.810	25	75	100	159	59	0	59	90	17	379	14.0
Hawes	9	6	223	42	96	.438	18	40	.450	24	29	.828	12	51	63	38	24	0	12	16	13	126	14.0
Bonga	31	29	870	133	307	.433	33	96	.344	69	85	.812	59	134	193	85	98	2	38	88	33	368	11.9
Berry	21	6	470	91	233	.391	28	103	.272	24	30	.800	7	21	28	53	40	0	13	30	6	234	11.1
Harper	35	5	789	135	343	.394	65	188	.346	41	47	.872	41	96	137	75	68	0	13	34	8	376	10.7
Holland	12	6	340	46	108	.426	6	25	.240	23	29	.793	12	38	50	16	31	1	13	19	2	121	10.1
Carroll	24	11	489	90	187	.481	22	69	.319	31	39	.795	18	49	67	21	28	0	18	21	5	233	9.7
Jones	47	6	1159	199	368	.541	15	44	.341	29	58	.500	161	290	451	166	103	0	67	100	45	442	9.4
A. Ingram	37	15	903	114	287	.397	59	165	.358	40	48	.833	17	87	104	36	51	0	25	21	4	327	8.8
Allen	43	23	899	150	313	.479	15	48	.313	52	103	.505	28	78	106	46	91	0	33	42	9	367	8.5
Jack	9	1	167	24	55	.436	0	5	.000	7	11	.636	11	29	40	3	23	0	6	8	3	55	6.1
Griffin	25	3	264	61	99	.616	0	0	---	16	30	.533	46	42	88	11	34	1	6	14	9	138	5.5
Heyer	37	9	756	78	175	.446	29	92	.315	19	22	.864	31	85	116	58	64	0	29	27	5	204	5.5
VanBeek	2	0	14	0	2	.000	0	0	---	0	0	---	0	3	2	1	0	0	0	0	0	0	0.0

DATE	OPPONENT	BOX SCORE	W / L
Nov. 11	Iowa	127-98	1-0
Nov. 3	Stockton	106-108	0-1
Nov. 5	@ Stockton	87-120	0-2
Nov. 9	@ Oklahoma City	99-103	0-3
Nov. 12	Iowa	119-118	1-3
Nov. 15	@ Salt Lake City	104-113	1-4
Nov. 16	@ Santa Cruz	89-97	1-5
Nov. 18	Salt Lake City	107-92	2-5
Nov. 20	Agua Caliente	120-125 (OT)	2-6
Nov. 23	@ Sioux Falls	112-152	2-7
Nov. 24	@ Sioux Falls	112-109	3-7
Nov. 28	Texas	123-113	4-7
Dec. 1	@ Memphis	96-94	5-7
Dec. 3	@ Windy City	107-101	6-7
Dec. 5	@ Westchester	89-103	6-8
Dec. 7	Santa Cruz	120-119	7-8
Dec. 8	Erie	127-118	8-8
Dec. 13	Capital City	106-107	8-9
Dec. 15	Sioux Falls	124-119	9-9
Dec. 20	Greensboro*	90-106	9-10
Dec. 22	@ Fort Wayne*	97-100	9-11
Dec. 27	Memphis	115-121	9-12
Dec. 29	Northern Arizona	119-114	10-12
Jan. 3	Oklahoma City	107-114	10-13
Jan. 7	@ Rio Grande Valley	85-127	10-14
Jan. 12	Canton	115-122 (OT)	10-15

DATE	OPPONENT	BOX SCORE	W / L
Jan. 15	@ Memphis	113-106	11-15
Jan. 18	@ Austin	114-122	11-16
Jan. 20	Rio Grande Valley	119-125	11-17
Jan. 22	@ Agua Caliente	115-125	11-18
Jan. 25	Iowa	117-101	12-18
Jan. 27	@ Santa Cruz	93-111	12-19
Jan. 28	Lakeland	106-108	12-20
Feb. 1	@ Iowa	97-134	12-21
Feb. 2	@ Texas	148-114	13-21
Feb. 8	Rio Grande Valley	127-128	13-22
Feb. 10	@ Oklahoma City	113-110	14-22
Feb. 13	@ Texas	105-122	14-23
Feb. 20	@ Northern Arizona	126-130	14-24
Feb. 22	Austin	115-95	15-24
Feb. 28	@ Stockton	115-122	15-25
Mar. 2	Salt Lake City	118-109	16-25
Mar. 5	Northern Arizona	100-114	16-26
Mar. 7	Agua Caliente	110-95	17-26
Mar. 9	@ Agua Caliente	110-122	17-27
Mar. 11	@ Wisconsin	126-115	18-27
Mar. 13	@ Grand Rapids	106-98	19-27
Mar. 16	Austin	131-123	20-27
Mar. 18	Santa Cruz	113-108	21-27
Mar. 21	Stockton	108-118	21-28
Mar. 23	@ Northern Arizona	96-99	21-29

LAKERS ALL-TIME DRAFT CHOICES

2006 (EXPANSION)

1. Duane Erwin	Memphis	(4)
2. Hiram Fuller	Fresno State	(5)
3. Brian Chase	Fresno State	(12)
4. Kevin Johnson	Charlotte	(13)
5. Josh Gross	UNC Greensboro	(20)
6. Jackie Manuel	North Carolina	(21)
7. Erik Daniels	Kentucky	(28)
8. Isiah Victor	Tennessee	(29)
9. Reed Rawlings	Samford	(36)
10. Tremaine Fowlkes	Fresno State	(37)

2006

1. Devin Green	Hampton	(7)
2. Aloysius Anagonye	Michigan State	(18)
3. Akin Akingbala	Clemson	(31)
4. Travis Garrison	Maryland	(42)
5. Nate Johnson	Nebraska	(55)
6. Elton Nesbitt	Georgia Southern	(67)
7. Wayne Arnold	Georgia	(79)
8. Julius Lamptey	Garden City CC	(90)
9. Jamar McKnight	Clemson	(103)
10. Andre Joseph	Oregon	(114)

2007

1. Jelani McCoy	UCLA	(8)
2. Robert Whaley	Walsh (Ohio)	(21)
3. Marcus White	Purdue	(36)
4. Abdoulaye N'Diaye	USC	(49)
5. Cecil Brown	UCSB	(64)
6. Darren Cooper	Portland	(77)
7. Martane Freeman	Colorado	(92)
8. Forrest Fisher	John Brown	(105)
9. Ivan Jenkins	Lambuth	(120)
10. Damond Williams	McNeese State	(133)

2008

1. Jasper Johnson	Delta State	(13)
2. Keith Butler	DePaul	(20)
3. Dominique Scates	East Central	(45)
4. Curtis Terry	UNLV	(52)
5. Jamaal Brown	CSU-Fullerton	(77)
6. Terrance Whitters	Loyola (Chicago)	(84)
7. Kenny Barnes	San Francisco	(109)
8. Brandon Worthy	LMU	(116)
9. Seth Robinson	Boise State	(141)
10. John White	Eastern Kentucky	(148)

2009

1. Deron Washington	Virginia Tech	(3)
2. Alan Wiggins	San Francisco	(30)
3. Jeremy Wise	Southern Miss	(35)
4. Christopher Hayes	Detroit-Mercy	(62)
5. Christopher Moore	Virginia Union	(67)
6. Charlie Parker	Millersville (PA)	(94)
7. Moustafa N'Doye	Senegal	(99)
8. Travis Pinick	Yale	(126)

2011

1. Jamaal Tinsley	Iowa State	(1)
2. Anthony Gurley	Massachusetts	(31)
3. Eniel Polynice	Seton Hall	(32)
4. Brandon Rozzell	VCU	(63)
5. Courtney Fortson	Arkansas	(64)
6. Franklin Session	Cal State LA	(95)
7. Robert Diggs	G. Washington	(96)
8. Troy Payne	Santa Clara	(127)

2012

1. Dairese Gary*	New Mexico	(16)
4. Rashad Bishop	Cincinnati	(64)
5. Phil Jones	Charlotte	(80)
6. Tristan Thompson	North Texas	(96)
7. Cecil Brown	UCSB	(112)
8. Mamadou Diarra	Chaminade	(121)
8. Eniel Polynice	Seton Hall	(128)

2013

2. Josh Magette	Alabama-Huntsville	(23)
4. Muhammad El-Amin	Stony Brook	(57)
5. Kyisean Reed	Utah State	(74)
6. Maurice McNeil	Houston	(91)
7. Dami Sapara	College of Ozarks	(108)

2014

1. Eloy Vargas	Kentucky	(17)
2. Naadir Tharpe	Kansas	(26)
3. Ray Turner	Texas A&M	(53)
4. Charles Hinkle	American	(71)
5. Jordan Burris	UCSB	(89)
7. Sammy Yeager	CSU-Fullerton	(119)

2015

2. Justin Hawkins	New Mexico State	(36)
3. Jamal Branch	St. John's	(41)
3. Ian Chiles*	Morgan State	(50)
5. Kentrell Gransberry	South Florida	(60)
7. Steve Weingarted	La Salle	(103)

2016

3. Gerald Beverly	Daemen	(47)
3. Wally Ellenson	Marquette	(54)
3. Jerome Seagears	UNLV	(59)
4. Anthony January*	Cal State-SB	(73)
4. Dii'Jon Allen-Jordan	Campbellville	(77)

2017

1. Scott Machado	Iona	(10)
1. Ian Baker	New Mexico State	(22)
2. Jerome Frink	LIU-Brooklyn	(39)
2. Michael Lyons	Air Force	(50)
4. Robert Heyer	Boise State	(98)

2018

1. Alem Smailagic	Serbia	(4)
2. Colton Weisbrod	Lamar	(44)

2019

1. Sheldon Mac	Miami	(7)
1. Kendarius Ash	Lane	(26)
2. Chancellor Barnard	Binghamton	(40)

*selected to complete a pre-arranged draft day trade



2006-07

11/27/06	Acquired Brian Chase; Waived Andre Joseph
12/13/06	Acquired T.J. Cummings; Waived Duane Erwin
12/29/06	Acquired Jason McKrieth; Devin Green leaves team
1/4/07	Acquired Gary Hamilton; Akin Akingbala leaves team
1/7/07	Acquired Sean Banks; Waived Josh Gross
1/13/07	Acquired Robert Dryden; Waived Aloysius Anagonye
1/19/07	Acquired Andre Emmett; Robert Dryden leaves team
1/22/07	Acquired Jeremea McGuire; Kevin Johnson leaves team
1/25/07	Acquired Wesley Wilson; Waived Jason McKrieth
1/28/07	Reacquired Aloysius Anagonye; Waived Gary Hamilton
2/8/07	Acquired John Gilchrist; Waived T.J. Cummings
2/19/07	Acquired Daniel Horton and Nick Lewis
3/14/07	Acquired Babacar Camara; Waived John Gilchrist
4/3/07	Signed Nick VanderLaan; Waived Babacar Camara

NBA Transactions (via Los Angeles Lakers)

Assigned Jordan Farmar (3/31, 4/2, 4/12)
Recalled Jordan Farmar (4/1, 4/3, 4/12)

2007-08

11/2/07	Acquired Sean Banks, Brian Chase, Devin Green and Andre Patterson as returning players; Acquired Errick Craven and Brian Morrison as allocation players; Added Wendell White as local trout invitee
11/15/07	Waived Forrest Fisher, Martane Freeman, Ivan Jenkins and Damond Williams
11/17/07	Waived Darren Cooper
11/22/07	Waived Andre Patterson; Waived Brian Patterson due to injury
11/28/07	Acquired Stephane Lasme; Waived Marcus White due to injury
11/29/07	Jelani McCoy earns an NBA Call-Up with the Denver Nuggets
12/6/07	Reacquired Brian Morrison
12/14/07	Acquired Darryl Watkins; Waived Brian Morrison
1/4/08	Reacquired Jelani McCoy; Waived Robert Whaley due to injury
2/7/08	Reacquired Brian Morrison; Devin Green leaves team
2/8/08	Acquired Brandon Wallace from the Iowa Energy in exchange for player rights to Darryl Watkins
2/14/08	Reacquired Robert Whaley; Waived Wendell White due to injury
2/26/08	Reacquired Wendell White; Waived Abdoulaye N'Diaye due to injury
2/28/08	Reacquired Abdoulaye N'Diaye; Waived Brian Morrison due to injury
3/2/08	Reacquired Brian Morrison; Waived Cecil Brown due to injury
3/4/08	Reacquired Darren Cooper; Waived Wendell White due to injury
3/13/08	Brian Chase leaves team
3/21/08	Stephane Lasme earns an NBA Call-Up with the Miami Heat; Reacquired Cecil Brown and Wendell White

NBA Transactions (via Los Angeles Lakers)

Assigned Coby Karl (11/28, 2/14, 4/5)
Recalled Coby Karl (12/24, 2/19)

2008-09

10/1/08	Acquired Darren Cooper as a returning player; Acquired Joe Crawford, Brandon Heath and Patrick Sanders as allocation players; Added Johnny Dukes, Ryan Forehan-Kelly and Rashid Byrd as local trout invitees
11/11/08	Acquired Dwayne Mitchell from the Iowa Energy in exchange for player rights to Patrick Sanders
11/18/08	Waived Seth Robinson, Brandon Worthy and John White
11/20/08	Waived Terrence Whitters and Keith Butler
11/26/08	Waived Kenny Barnes; Waived Darren Cooper due to injury
12/3/08	Acquired Marcus White; Waived Ryan Forehan-Kelly
12/9/08	Acquired Anthony Coleman; Waived Dominique Scates
12/10/08	Acquired Cheyne Gadsom from Albuquerque Thunderbirds in exchange for the player rights to Jasper Johnson; Reacquired Darren Cooper; Waived Johnny Dukes
12/16/08	Acquired C.J. Giles; Waived Marcus White due to injury
1/7/09	Acquired Gabriel Hughes; Waived Jamal Brown
1/11/09	Acquired Charlie Parker; Cheyne Gadsom leaves team
1/20/09	Acquired Longar Longar; Waived Anthony Coleman due to injury
1/22/09	Reacquired Ryan Forehan-Kelly and Marcus White; Waived Curtis Terry and Rashid Byrd
3/5/09	Acquired Earl Barron from the Sioux Falls Skyforce in exchange for player rights to C.J. Giles
3/12/09	Acquired Lawrence McKenzie; Waived Longar Longar due to injury
3/25/09	Acquired Mickael Getabale
3/27/09	Joe Crawford received an NBA Call-Up with the New York Knicks
3/29/09	Acquired Othella Harrington; Waived Duane Erwin due to injury
4/4/09	Reacquired Duane Erwin; Waived Othella Harrington

NBA Transactions (via Los Angeles Lakers)

Assigned Sun Yue (3/6, 3/19)
Recalled Sun Yue (3/16)

2009-10

11/1/09	Acquired Earl Barron, Joe Crawford, Ryan Forehan-Kelly and Longar Longar as returning players; Acquired Gabe Pruitt and Diamon Simpson as allocation players; Added Michael Fey, Boo Jackson and Horace Wormely as local trout invitees
11/6/09	Acquired Dar Tucker from the Idaho Stampede in exchange for player rights to Earl Barron
11/17/09	Waived Gabe Pruitt due to injury; Waived Christopher Moore, Moustapha N'Doye, Travis Pinick and Jeremy Wise
11/25/09	Waived Alan Wiggins, Jr.
12/2/09	Reacquired Gabe Pruitt; Waived Charlie Parker
12/3/09	Waived Chris Hayes
12/16/09	Acquired Sasha Cuic and Lawrence McKenzie; Waived Boo Jackson and Horace Wormely
12/18/09	Acquired Keith Clark from Tulsa 66ers in exchange for player rights to Deron Washington
12/21/09	Acquired Terrance Gamble from the Bakersfield Jam in exchange for player rights to Longar Longar
12/23/09	Acquired Frank Robinson; Waived Terrance Gamble
1/14/10	Acquired Horace Wormely; Waived Gabe Pruitt
1/28/10	Acquired James Wright; Waived Lawrence McKenzie due to injury
2/2/10	Acquired Gabriel Hughes; Waived Sasha Cuic
2/27/10	Acquired Rodney Webb; Waived Keith Clark due to injury
3/7/10	Diamon Simpson leaves team
3/10/10	Reacquired Keith Clark; Acquired James Peters
3/12/10	Waived Keith Clark
3/26/10	Acquired Ray Reese

ALL-TIME TRANSACTIONS

2011-12

11/12/11	Waived Robert Diggs due to injury
11/18/11	Waived Anthony Gurlay
11/19/11	Waived Troy Payne
11/23/11	Waived Anthony Coleman due to injury; Waived Larry Cunningham and Brandon Rozzell
11/27/11	Acquired Elijah Millsap from the Tulsa 66ers in exchange for a 2012 second round draft pick
11/28/11	Waived Franklin Session due to injury
11/29/11	Reacquired Anthony Coleman
12/4/11	Acquired Anthony Johnson
12/5/11	Acquired a 2012 third round draft pick from the Tulsa 66ers in exchange for rights to Nkem Ojouboh
12/9/11	Elijah Millsap, Zach Andrews, Courtney Fortson, Brian Hamilton, Terrence Roberts and Jamaal Tinsley signed to NBA training camp rosters; Acquired James Wright, Gerard Anderson, Larry Cunningham and Al Nolen
12/10/11	Jamaal Tinsley received an NBA Call-Up with the Utah Jazz
12/15/11	Reacquired Terrence Roberts; Acquired Orien Greene; Waived Anthony Johnson and Al Nolen
12/19/11	Waived James Wright
12/23/11	Reacquired Brian Hamilton from Detroit training camp roster
12/27/11	Reacquired Elijah Millsap (Lakers), Zach Andrews (Lakers) and Courtney Fortson (Clippers) from NBA training camp rosters
12/28/11	Acquired Mardy Collins and a 2012 eighth round draft pick to the Iowa Energy in exchange for a 2012 third round draft pick and a previously acquired 2012 third round draft pick from Tulsa; Acquired Gerald Green and Malcolm Thomas; Waived Brian Hamilton and Terrence Roberts due to injury
1/4/12	Reacquired Brian Hamilton; Waived Eniel Polynice due to injury
1/11/12	Malcolm Thomas received an NBA Call-Up with the San Antonio Spurs
1/12/12	Acquired Jeremy Green
1/16/12	Courtney Fortson received an NBA Call-Up with the Los Angeles Clippers
1/19/12	Acquired Gary Flowers
1/27/12	Reacquired Eniel Polynice; Waived Jeremy Green
2/1/12	Acquired Ishmael Smith
2/2/12	Ishmael Smith receives an NBA Call-Up with the Orlando Magic
2/3/12	Reacquired Courtney Fortson; Acquired Rafer Alston; Waived Brian Hamilton; Waived Eniel Polynice due to injury
2/7/12	Waived Derrick Character
2/10/12	Reacquired Malcolm Thomas
2/22/12	Reacquired Gary Flowers; Waived Mardy Collins and Brandon Costner due to injury
2/27/12	Gerald Green received an NBA Call-Up with the New Jersey Nets
2/28/12	Acquired Trent Strickland
3/1/12	Acquired Jamario Moon
3/10/12	Acquired Kareem Rush
3/16/12	Reacquired Mardy Collins; Waived Trent Strickland due to injury
3/17/12	Courtney Fortson received an NBA Call-Up with the Houston Rockets
3/20/12	Waived Trent Strickland
3/22/12	Acquired Andre Ingram
3/27/12	Malcolm Thomas received an NBA Call-Up with the Houston Rockets
3/29/12	Acquired Justin Williams
4/5/12	Reacquired Brandon Costner; Waived Justin Williams due to injury
4/9/12	Reacquired Malcolm Thomas; Waived Gary Flowers due to injury
4/15/12	Jamario Moon received an NBA Call-Up with the Charlotte Bobcats
4/17/12	Acquired Jeremy Hazell
4/20/12	Reacquired Gary Flowers; Waived Jeremy Hazell due to injury

NBA Transactions (via Los Angeles Lakers)

Assigned Andrew Goudelock (12/17)
Recalled Andrew Goudelock (12/18)
Assigned Malcolm Thomas (12/17)
Recalled Malcolm Thomas (12/18)
Assigned Derrick Character (1/25)
Assigned Devin Ebanks (2/15)
Recalled Devin Ebanks (2/28)
Assigned Darius Morris (3/7)
Recalled Darius Morris (3/16)
Recalled Christian Eyenga (4/25)

2012-13

11/14/12	Waived Mamadou Diarra
11/20/12	Waived Rashad Bishop, Augustine Okosun and Tristan Thompson
11/21/12	Renardo Sidney and Cecil Brown placed on inactive list
12/12/12	Reacquired Elijah Millsap; Waived Eniel Polynice
12/24/12	Waived Darnell Dodson; Activated Renardo Sidney
12/29/12	Renardo Sidney placed on inactive list
12/31/12	Lazar Hayward received an NBA Call-Up with the Minnesota Timberwolves
1/4/12	Acquired Ronald Dupree; Waived Kevin Kruger; Jamario Moon placed on inactive list
1/12/13	Reactivated Jamario Moon
1/15/13	Reacquired Zach Andrews
1/25/13	Placed Jamario Moon on inactive list
1/28/13	Reacquired Lazar Hayward
1/30/13	Acquired Morris Almond and Mike Taylor from Iowa Energy in exchange for Jarrod Famoso and a 2013 first round draft pick; Waived Phil Jones
2/25/13	Acquired Jerome Jordan from the Reno Bighorns in exchange for the rights to Orien Greene and Ronald Dupree; Waived Renardo Sidney
3/8/13	Acquired Travis Hyman from the Tulsa 66ers in exchange for a 2013 third round draft pick; Waived Anthony Stover due to injury; Malcolm Thomas received an NBA Call-Up with the Golden State Warriors
3/13/13	Acquired Craig Brackins
3/14/13	Malcolm Thomas received an NBA Call-Up with the Chicago Bulls
3/28/13	Acquired Reeves Nelson; Placed Lazar Hayward on inactive list

NBA Transactions (vis Los Angeles Lakers)

Assigned Darius Johnson-Odom (11/10, 11/17, 11/25)
Recalled Darius Johnson-Odom (11/11, 11/18)
Assigned Robert Sacre (11/27, 11/28, 1/5, 3/7, 3/9, 4/3)
Recalled Robert Sacre (11/27, 12/3, 1/7, 3/8, 3/9, 4/4)
Assigned Darius Morris (3/7, 3/9, 4/3)
Recalled Darius Morris (3/8, 3/9, 4/4)



2013-14

11/25/13	Placed Kareem Rush on inactive list; Activated Matt Bouldin
11/29/13	Placed Kyiscan Reed on inactive list; Activated Kareem Rush
12/3/13	Malcolm Thomas receives NBA Call-Up from the San Antonio Spurs
12/7/13	Acquired Manny Harris from the Canton Charge in exchange for a 2014 second round draft pick
12/12/13	Placed Josiah Turner on inactive list; Activated Gideon Gamble
12/19/13	Acquired James Southerland; Waived Matt Bouldin
12/20/13	Placed C.J. Williams on inactive list; Activated Josiah Turner
12/26/13	Placed Josiah Turner on the inactive list; Activated C.J. Williams
12/31/13	Acquired Terrence Williams
1/1/14	Placed Brandon Costner on inactive list; Activated Terrence Williams
1/2/14	Placed Terrence Williams on inactive list; Activated Brandon Costner
1/3/14	Activated Josiah Turner and Terrence Williams; Placed Kareem Rush and Gideon Gamble on inactive list
1/7/14	Activated Gideon Gamble; Placed Jamario Moon on inactive list
1/13/14	Jamario Moon leaves team to sign with Olympiakos (Greece)
1/16/14	Manny Harris receives an NBA Call-Up from the Los Angeles Lakers
1/22/14	Kareem Rush retires
1/27/14	Acquired Shawne Williams
2/6/14	Shawne Williams receives NBA Call-Up with the Los Angeles Lakers
2/7/14	Activated Manny Harris
2/19/14	Activated Shawne Williams; Placed Gideon Gamble on inactive list
3/5/14	Placed Travis Hyman on inactive list; Activated Gideon Gamble
3/12/14	Placed Manny Harris on inactive list
3/15/14	Activated Travis Hyman
3/17/14	Manny Harris is bought out of D-League contract
4/2/14	Acquired returning player Elijah Millsap; Placed Gideon Gamble on inactive list
4/11/14	James Southerland receives NBA Call-Up with New Orleans Pelicans

NBA Transactions (via Los Angeles Lakers)

Assigned Elias Harris (11/14, 11/15, 11/17, 11/21, 11/23, 11/24)
 Recalled Elias Harris (11/15, 11/16, 11/19, 11/21, 11/23)
 Assigned Xavier Henry (2/27)
 Recalled Xavier Henry (3/2)
 Assigned Ryan Kelly (11/14, 11/15, 11/17, 11/21, 11/23, 11/24, 12/5)
 Recalled Ryan Kelly (11/15, 11/16, 11/19, 11/21, 11/23, 12/2, 12/7)

2014-15

10/31/14	Acquired a 2015 second round pick, a previously acquired 2015 second round pick (from Fort Wayne) and the returning player rights to Dennis Horner from the Bakersfield Jam in exchange for Elijah Millsap, a 2015 fifth round draft pick and a 2015 sixth round draft pick; Acquired Vander Blue from the Idaho Stampede in exchange for a 2015 second round draft pick
11/8/14	Waived Jordan Burris and Sammy Yeager
11/21/14	Waived Gideon Gamble
12/12/14	Acquired Ater Majok
12/18/14	Waived Jamario Moon
12/20/14	Acquired Zach Andrews
12/26/14	Acquired Tim Ohlbrecht and a third round draft pick from the Fort Wayne Mad Ants in exchange for Travis Hyman
12/30/14	Acquired Jarvis Varnado and a third round draft pick from the Iowa Energy in exchange for a first round draft pick and a second round draft pick
1/12/15	Acquired Andre Ingram
1/21/15	Acquired Jamaal Franlin; Waived Naadir Tharpe
1/28/15	Waived Alfred Aboya
2/25/15	Acquired Alfred Aboya; Waived Ater Majok after season-ending injury
3/6/15	Acquired returning rights to Cleveland Melvin from the Erie Bayhawks in exchange for Keith Appling
3/10/15	Jabari Brown received NBA Call-Up with the Los Angeles Lakers
3/11/15	Acquired Will Sheehy and Dexter Strickland
3/16/15	Waived Josiah Turner
4/12/15	Jamaal Franklin received NBA Call-Up with the Denver Nuggets
4/12/15	Vander Blue received NBA Call-Up with the Los Angeles Lakers

NBA Transactions (via Los Angeles Lakers)

Assigned Jordan Clarkson (11/15, 11/22, 12/6, 12/18, 1/3)
 Recalled Jordan Clarkson (11/15, 11/22, 12/7, 12/18, 1/3)
 Assigned Xavier Henry (11/15, 11/22)
 Recalled Xavier Henry (11/15, 11/22)
 Assigned Tarik Black (1/3)
 Recalled Tarik Black (1/3/)
 Assigned Ryan Kelly (1/30)
 Recalled Ryan Kelly (1/30)

ALL-TIME TRANSACTIONS

2015-16

11/10/15	Waived Jamael Lynch and Cleveland Melvin
11/15/15	Acquired Justin Harper off waivers; Waived Kentrell Gransberry
12/4/15	Acquired returning player rights to Jamaal Franklin; Waived D.J. Stephens
12/13/15	Acquired returning player rights to Damion James from the Texas Legends in exchange for the rights to Manny Harris;
12/18/15	Acquired D.J. Shumpert; Jamaal Franklin receives a buyout
1/6/16	Waived Jamal Branch
1/7/16	Acquired Ryan Gomes off waivers
1/15/16	Acquired the returning player rights to Kendrick Perry and a 2016 second round draft pick from the Iowa Energy in exchange for the rights to Michael Frazier
1/28/16	Malcolm Thomas receives a buyout
1/29/16	Acquired Lazar Hayward and a 2016 fifth round draft pick from the Erie Bayhawks in exchange for a 2016 second round draft pick and a previously acquired 2016 second round pick from Iowa
1/30/16	Acquired Michael Holyfield and a 2016 fourth round draft pick from the Iowa Energy in exchange for the rights to Zach Andrews, a 2016 fifth round draft pick and a previously acquired 2016 fifth round pick from Erie
2/24/16	Justin Harper receives an NBA Call-Up to the Detroit Pistons
3/2/16	Acquired returning player rights to Jabari Brown
3/4/16	Acquired rights to Jeff Ayres from the Idaho Stampede in exchange for a 2016 first round draft pick
3/15/16	Re-acquired Justin Harper
3/16/16	Jeff Ayres receives an NBA Call-Up to the Los Angeles Clippers
4/7/16	Acquired the rights to Jamal Branch; Jabari Brown is deemed to have season-ending injury

NBA Transactions (via Los Angeles Lakers)

Assigned Anthony Brown (11/17, 11/18, 11/19, 11/21, 11/26, 12/13, 1/2)
 Recalled Anthony Brown (11/18, 11/19, 11/21, 11/22, 11/29, 12/13, 1/2)
 Assigned Tarik Black (12/13, 12/17, 12/18, 1/2, 1/8, 1/30)
 Recalled Tarik Black (12/13, 12/18, 12/23, 1/2, 1/11, 1/30)
 Assigned Ryan Kelly (12/13, 12/17, 12/18, 1/2, 1/8)
 Recalled Ryan Kelly (12/13, 12/18, 12/23, 1/2, 1/11)

2016-17

10/30/16	Drafted Gerald Beverly (47th overall), Wally Ellenson (54th overall), Jerome Seagears (59th overall), Anthony January (73rd overall) and Dii'Jon Allen-Jordan (77th overall) in the 2016 NBA D-League Draft
	Acquired Kourtlin Jackson, David Nwaba and the returning player rights to David Wear from the Reno Bighorns in exchange for Jamal Branch and Anthony January
11/4/16	Waived Dii'Jon Allen-Jordan, Wally Ellenson and Jerome Seagears
11/9/16	Waived Gerald Beverly and Michael Snaer
11/10/16	Waived Kourtlin Jackson
	Deactivated D.J. Shumpert
11/27/16	Acquired Quincy Acy off waivers
11/28/16	Acquired the rights to Jamil Wilson and a 2017 first round pick from the Texas Legends in exchange for Quincy Acy and a 2017 third round pick
11/30/16	Acquired returning player rights to Jeff Ayres
12/1/16	Deactivated Travis Wear
	Activated Jeff Ayres
12/3/16	Deactivated Roscoe Smith
	Activated Travis Wear
12/8/17	Activated Roscoe Smith
	Deactivated David Foster
1/14/17	Deactivated Roscoe Smith
	Activated David Foster
1/15/17	Acquired the rights to Juwan Staten from the Delaware 87ers in exchange for Roscoe Smith
2/7/17	Deactivated Jeff Ayres
2/11/17	Acquired DeJuan Blair from the Texas Legends in exchange for a 4th round pick in the 2017 NBA G League Draft
	Waived D.J. Shumpert
2/15/17	Acquired Robert Hoyer from the available player pool
2/16/17	Jeff Ayres receives a buyout
2/17/17	Activated DeJuan Blair
2/21/17	Waived Robert Hoyer
2/28/17	David Nwaba receives an NBA Call-Up to the Los Angeles Lakers
3/2/17	Acquired the returning player rights to Elliot Williams and a 1st round pick in the 2017 NBA G-League Draft from the Santa Cruz Warriors in a three-team trade, trading the returning player rights to Jabari Brown to the Santa Cruz Warriors
3/3/17	Justin Harper receives an NBA Call-Up to the Philadelphia 76ers
	Acquired D.J. Shumpert and Mark Simmons from the available player pool
	Activated D.J. Shumpert and Mark Simmons
3/4/17	Waived Mark Simmons
	Deactivated D.J. Shumpert
3/6/17	Acquired returning player rights to Andre Ingram
3/9/17	Acquired Deshawn Stephens off waivers
3/10/17	Deactivated Julian Jacobs
3/11/17	David Nwaba receives an NBA Call-Up to the Los Angeles Lakers
3/13/17	Re-acquired Justin Harper
	Activated Julian Jacobs
3/15/17	Deactivated Vander Blue
3/21/17	Activated Vander Blue
	Deactivated David Foster
	David Nwaba signs with the Los Angeles Lakers for the remainder of the season
3/31/17	Activated David Foster
	Deactivated DeJuan Blair
4/5/17	Deactivated Julian Jacobs
	Activated DeJuan Blair

NBA Transactions (via Los Angeles Lakers)

Assigned Ivica Zubac (11/16, 11/22, 12/8, 12/10, 12/28, 12/30, 1/4, 1/6, 1/13, 1/14, 3/10)
 Recalled Ivica Zubac (11/18, 12/5, 12/9, 12/11, 12/29, 12/30, 1/6, 1/7, 1/13, 1/15, 3/11)
 Assigned David Nwaba (3/4, 3/11, 4/6, 4/8, 4/10)
 Recalled David Nwaba (3/5, 3/11, 4/7, 4/9, 4/11)



2017-18		2018-19	
7/13/17	Alex Caruso signs a two-way contract with the Los Angeles Lakers	7/24/18	Travis Wear signs a two-way contract with the Los Angeles Lakers
10/18/17	Vander Blue signs a two-way contract with the Los Angeles Lakers	10/12/18	Acquired the returning player rights to James Blackmon Jr. from the Wisconsin herd in exchange for the returning player rights to V.J. Beachem
10/21/17	Drafted Scott Machado (10th overall), Ian Baker (22nd overall), Jerome Frink (39th overall), Michael Lyons (50th overall) and Robert Heyer (98th overall) in the 2017 NBA G League Draft	10/18/18	Acquired the returning player rights to Taylor Braun from the Salt Lake City Stars in exchange for the returning player rights to Stephaun Branch
	Acquired Zane Knowles from the Wisconsin Herd in exchange for the returning player rights to Troy Devries	10/19/18	Los Angeles Lakers waive Travis Wear ... Johnathan Williams signs a two-way contract with the Los Angeles Lakers
10/27/17	Acquired Michael Holyfield as a returning player	10/20/18	Drafted Alen Smailagic 4th overall and Colton Weisbrod 44th overall in the 2018 NBA G League Draft ... Acquired Jemerrio Jones and a future first round pick from the Santa Cruz Warriors in exchange for Smailagic ... Acquired returning player rights to Kadeem Jack from the Sioux Falls Skyforce in exchange for a future first round pick ... Acquired a future first round pick from the Salt Lake City Stars in exchange for a future second round pick and the returning player rights to David Foster
	Waived Zane Knowles and Michael Lyons	10/23/18	Added Kadeem Jack to training camp roster
10/30/17	Waived Jerome Frink	10/29/18	Waived Karachi Edo and Colton Weisbrod
11/3/17	Waived Jason McManamen and Franklin Session	11/1/18	Waived Wes Van Beck
1/12/18	Los Angeles Lakers waive Vander Blue	11/27/18	Acquired Travis Wear as a returning player ... Waived Kadeem Jack
1/14/18	South Bay Lakers waive Ian Baker	12/2/18	Acquired a 2019 first round pick from Agua Caliente in exchange for Demarcus Holland
1/15/18	Gary Payton II signs a two-way contract with the Los Angeles Lakers	12/4/18	Acquired Justin Harper as a returning player
2/13/18	Acquired James Southerland and the returning player rights to Scott Wood from the Santa Cruz Warriors in exchange for their original first round pick in the 2018 NBA G League Draft	3/2/19	Removed Joel Berry II from the active roster due to season ending injury ... Acquired Spencer Hawes off waivers
3/2/18	Travis Wear received an NBA Call-Up to the Los Angeles Lakers	3/11/19	Los Angeles Lakers sign Andre Ingram to a 10-day contract
3/13/18	Travis Wear received an NBA Call-Up to the Los Angeles Lakers	3/18/19	Acquired Wes Van Beck from the available player pool
3/23/18	Travis Wear signs with the Los Angeles Lakers for the remainder of the season	3/21/18	Los Angeles Lakers sign Scott Machado to a 10-day contract
4/9/18	Andre Ingram received an NBA Call-Up to the Los Angeles Lakers	3/31/1	Los Angeles Lakers sign Jemerrio Jones
<u>NBA Transactions (via Los Angeles Lakers)</u>		<u>NBA Transactions (via Los Angeles Lakers)</u>	
Assigned Thomas Bryant (10/25, 10/27, 10/28, 11/1, 11/6, 11/21, 11/22, 12/4, 12/28, 12/30, 1/8, 1/25, 2/5, 2/9, 2/22, 2/24, 3/8, 3/14, 3/17, 3/23, 3/27, 3/29)		Assigned Isaac Bonga (10/22, 12/19, 12/29, 1/9, 1/20, 1/22, 1/28, 1/30, 2/5, 2/19, 3/1)	
Recalled Thomas Bryant (10/25, 10/27, 10/30, 11/5, 11/14, 11/21, 11/28, 12/16, 12/29, 1/7, 1/20, 1/30, 2/8, 2/13, 2/23, 2/28, 3/12, 3/16, 3/21, 3/26, 3/28, 4/6)		Recalled Isaac Bonga (12/6, 12/27, 12/29, 1/3, 1/19, 1/21, 1/28, 1/30, 1/30, 2/19, 3/1, 3/4)	
Assigned Ivica Zubac (11/14, 12/2, 12/16, 12/28, 12/30, 1/25, 3/23)		Assigned Moe Wagner (10/26, 10/30, 11/1, 11/11, 11/12, 11/28, 12/29, 1/3, 1/12)	
Recalled Ivica Zubac (11/19, 12/3, 12/23, 12/29, 12/30, 2/6, 3/23)		Recalled Moe Wagner (10/30, 10/30, 11/3, 11/11, 11/12, 11/28, 12/29, 1/3, 1/12)	
Assigned Josh Hart (11/14)		Assigned Svi Mykhailiuk (11/11, 11/12, 11/28, 12/29, 1/3, 1/12)	
Recalled Josh Hart (11/19)		Recalled Svi Mykhailiuk (11/11, 11/12, 11/28, 12/29, 1/3, 1/12)	
Assigned Travis Wear (3/30, 4/2, 4/5)		Assigned Rajon Rondo (12/17)	
Recalled Travis Wear (4/1, 4/4, 4/6)		Recalled Rajon Rondo (12/18)	
<u>Two-Way Days of Service</u>		<u>Two-Way Days of Service</u>	
<u>Alex Caruso</u>		<u>Alex Caruso</u>	
Dates with Los Angeles Lakers: (12/21-1/4, 1/17-2/2, 2/7-2/11, 2/24, 3/11)		Dates with Los Angeles Lakers: (11/17-11/18, 11/20-11/21, 12/27-12/28, 1/20-1/22, 1/27-1/30, 2/19, 2/21-3/2, 3/4-3/9, 3/11-3/19, 3/21-3/23)	
<u>Vander Blue</u>		<u>Johnathan Williams</u>	
Dates with Los Angeles Lakers: (11/8-11/18, 12/30)		Dates with Los Angeles Lakers: (10/22-10/25, 10/27-10/31, 11/2-11/4, 12/27-12/28, 12/30, 1/20, 1/22, 1/28, 1/30, 2/19, 2/21, 3/4-3/9, 3/11-3/23)	
<u>Gary Payton II</u>			
Dates with Los Angeles Lakers: (1/17-1/19, 2/28-3/3)			

ALL-TIME ROSTER WITH STATISTICS

ALFRED ABOYA - 6-9, 245 - UCLA

JANUARY 2, 1985

REGULAR SEASON

	G	GS	MIN	FG	FGA	PCT	3FG	3FGA	PCT	FT	FTA	PCT	OR	DR	REB	AST	STL	BLK	TO	PF	PTS	AVG
2014-15	35	6	591	54	112	.482	1	6	.167	31	41	.756	54	56	110	20	21	10	27	100	140	4.0

MARCUS ALLEN - 6-2, 192 - STANFORD

SEPTEMBER 14, 1994

REGULAR SEASON

	G	GS	MIN	FG	FGA	PCT	3FG	3FGA	PCT	FT	FTA	PCT	OR	DR	REB	AST	STL	BLK	TO	PF	PTS	AVG
2018-19	43	23	899	150	313	.479	15	48	.313	52	103	.505	28	78	106	47	33	9	42	91	367	8.5

MORRIS ALMOND - 6-5, 210 - RICE

FEBRUARY 2, 1985

REGULAR SEASON

	G	GS	MIN	FG	FGA	PCT	3FG	3FGA	PCT	FT	FTA	PCT	OR	DR	REB	AST	STL	BLK	TO	PF	PTS	AVG
2012-13	26	18	835	163	306	.533	27	70	.386	76	108	.704	18	55	73	34	18	6	53	50	429	16.5

AKIN AKINGBALA - 6-9, 240 - CLEMSON

MARCH 25, 1983

REGULAR SEASON

	G	GS	MIN	FG	FGA	PCT	3FG	3FGA	PCT	FT	FTA	PCT	OR	DR	REB	AST	STL	BLK	TO	PF	PTS	AVG
2006-07	24	23	670	92	217	.424	0	3	.000	60	83	.723	61	75	136	33	28	13	43	81	244	10.2

RAFER ALSTON - 6-2, 175 - FRESNO STATE

JULY 24, 1976

REGULAR SEASON

	G	GS	MIN	FG	FGA	PCT	3FG	3FGA	PCT	FT	FTA	PCT	OR	DR	REB	AST	STL	BLK	TO	PF	PTS	AVG
2011-12	4	0	31	2	6	.333	0	2	5	.400	0	.000	0	3	3	0	1	0	2	3	6	1.5

ALOYSIUS ANAGONYE - 6-8, 260 - MICHIGAN STATE

FEBRUARY 10, 1981

REGULAR SEASON

	G	GS	MIN	FG	FGA	PCT	3FG	3FGA	PCT	FT	FTA	PCT	OR	DR	REB	AST	STL	BLK	TO	PF	PTS	AVG
2006-07	14	7	311	42	84	.500	0	0	—	23	36	.639	27	68	95	16	8	20	31	36	107	7.6

GERARD ANDERSON - 6-6, 205 - CAL STATE FULLERTON

JUNE 16, 1987

REGULAR SEASON

	G	GS	MIN	FG	FGA	PCT	3FG	3FGA	PCT	FT	FTA	PCT	OR	DR	REB	AST	STL	BLK	TO	PF	PTS	AVG
2011-12	6	4	173	19	36	.528	2	7	.286	10	15	.667	8	19	27	10	6	1	14	14	50	8.3

ZACH ANDREWS - 6-9, 230 - BRADLEY

MARCH 9, 1985

REGULAR SEASON

	G	GS	MIN	FG	FGA	PCT	3FG	3FGA	PCT	FT	FTA	PCT	OR	DR	REB	AST	STL	BLK	TO	PF	PTS	AVG
2011-12	44	42	1121	172	266	.647	0	0	—	65	120	.542	117	205	322	42	47	34	55	126	409	9.3
2012-13	32	13	721	95	175	.543	4	12	.333	29	66	.439	74	113	187	26	30	18	26	91	223	7.0
2014-15	11	0	266	36	53	.679	0	0	—	11	27	.407	29	49	78	7	16	18	13	42	83	7.5
2015-16	19	4	252	39	67	.582	1	4	.250	16	25	.640	22	39	61	11	12	14	20	48	95	5.0
TOT	87	55	2106	303	494	.613	4	12	.333	105	213	.493	220	367	587	75	94	70	94	259	715	8.2

KEITH APPLING - 6-1, 185 - MICHIGAN STATE

FEBRUARY 13, 1992

REGULAR SEASON

	G	GS	MIN	FG	FGA	PCT	3FG	3FGA	PCT	FT	FTA	PCT	OR	DR	REB	AST	STL	BLK	TO	PF	PTS	AVG
2014-15	28	16	609	82	232	.353	10	51	.196	51	73	.699	5	70	75	100	25	3	49	63	225	8.0

JEFF AYRES - 6-9, 240 - ARIZONA STATE

APRIL 29, 1987

REGULAR SEASON

	G	GS	MIN	FG	FGA	PCT	3FG	3FGA	PCT	FT	FTA	PCT	OR	DR	REB	AST	STL	BLK	TO	PF	PTS	AVG
2015-16	2	1	65	10	20	.500	1	3	.333	12	14	.857	10	16	26	3	0	0	0	6	33	16.5
2016-17	22	10	504	108	162	.667	2	5	.400	64	69	.928	48	110	158	16	7	15	29	74	282	12.8
TOT	24	11	569	118	182	.643	3	8	.375	76	83	.916	58	126	184	19	7	15	29	80	315	13.1

IAN BAKER - 6-1, 186 - NEW MEXICO STATE

FEBRUARY 9, 1993

REGULAR SEASON

	G	GS	MIN	FG	FGA	PCT	3FG	3FGA	PCT	FT	FTA	PCT	OR	DR	REB	AST	STL	BLK	TO	PF	PTS	AVG
2017-18	9	0	65	7	23	.304	4	10	.400	4	5	.800	2	6	8	9	2	0	9	5	22	2.4



ALL-TIME ROSTER WITH STATISTICS

SEAN BANKS - 6-8, 210 - MEMPHIS

JANUARY 20, 1985

REGULAR SEASON

	G	GS	MIN	FG	FGA	PCT	3FG	3FGA	PCT	FT	FTA	PCT	OR	DR	REB	AST	STL	BLK	TO	PF	PTS	AVG
2006-07	33	29	992	193	440	.439	41	132	.311	183	220	.832	46	94	140	100	22	16	113	77	610	18.5
2007-08	49	48	1707	358	782	.458	70	209	.335	277	373	.743	76	189	265	148	35	33	144	115	1063	21.7
TOT	82	77	2699	551	1222	.451	111	341	.326	460	593	.776	122	283	405	248	57	49	257	192	1673	20.4

PLAYOFFS

	G	GS	MIN	FG	FGA	PCT	3FG	3FGA	PCT	FT	FTA	PCT	OR	DR	REB	AST	STL	BLK	TO	PF	PTS	AVG
2007-08	1	1	22	5	10	.500	0	1	.000	1	2	.500	2	2	4	2	0	0	4	2	11	11.0

EARL BARRON - 7-0, 245 - MEMPHIS

AUGUST 14, 1981

REGULAR SEASON

	G	GS	MIN	FG	FGA	PCT	3FG	3FGA	PCT	FT	FTA	PCT	OR	DR	REB	AST	STL	BLK	TO	PF	PTS	AVG
2008-09	13	6	368	54	130	.415	0	1	.000	21	33	.636	38	55	93	31	7	9	30	45	129	9.9

V.J. BEACHEM - 6-8, 186 - NOTRE DAME

JANUARY 15, 1995

REGULAR SEASON

	G	GS	MIN	FG	FGA	PCT	3FG	3FGA	PCT	FT	FTA	PCT	OR	DR	REB	AST	STL	BLK	TO	PF	PTS	AVG
2017-18	36	18	714	111	255	.435	59	148	.399	28	32	.875	15	67	82	18	18	13	22	39	309	8.6

PLAYOFFS

	G	GS	MIN	FG	FGA	PCT	3FG	3FGA	PCT	FT	FTA	PCT	OR	DR	REB	AST	STL	BLK	TO	PF	PTS	AVG
2017-18	2	0	11	0	4	.000	0	2	.000	0	0	.000	0	0	0	0	1	0	0	1	0	0.0

JOEL BERRY II - 6-0, 195 - NORTH CAROLINA

APRIL 1, 1995

REGULAR SEASON

	G	GS	MIN	FG	FGA	PCT	3FG	3FGA	PCT	FT	FTA	PCT	OR	DR	REB	AST	STL	BLK	TO	PF	PTS	AVG
2018-19	21	6	470	91	233	.391	28	103	.272	24	30	.800	7	21	28	53	13	6	30	40	234	11.1

TARIK BLACK - 6-9, 257 - KANSAS

NOVEMBER 22, 1991

REGULAR SEASON

	G	GS	MIN	FG	FGA	PCT	3FG	3FGA	PCT	FT	FTA	PCT	OR	DR	REB	AST	STL	BLK	TO	PF	PTS	AVG
2014-15	1	1	34	9	14	.643	0	1	.000	5	6	.833	4	8	12	3	0	0	0	5	23	23.0
2015-16	8	8	256	54	94	.574	0	1	.000	23	38	.605	31	63	94	8	6	18	21	35	131	16.4
TOT	9	9	290	63	108	.583	0	2	.000	28	44	.636	35	71	106	11	6	18	21	40	154	17.1

DEJUAN BLAIR - 6-8, 270 - PITTSBURGH

APRIL 22, 1989

REGULAR SEASON

	G	GS	MIN	FG	FGA	PCT	3FG	3FGA	PCT	FT	FTA	PCT	OR	DR	REB	AST	STL	BLK	TO	PF	PTS	AVG
2016-17	13	3	266	61	124	.492	0	0	—	22	36	.611	38	41	79	11	9	2	20	74	144	11.1

PLAYOFFS

	G	GS	MIN	FG	FGA	PCT	3FG	3FGA	PCT	FT	FTA	PCT	OR	DR	REB	AST	STL	BLK	TO	PF	PTS	AVG
2016-17	2	0	9	2	2	1.00	0	0	—	2	2	1.00	1	4	5	0	0	1	0	5	6	2.0

VANDER BLUE - 6-94 200 - MARQUETTE

JULY 17, 1992

REGULAR SEASON

	G	GS	MIN	FG	FGA	PCT	3FG	3FGA	PCT	FT	FTA	PCT	OR	DR	REB	AST	STL	BLK	TO	PF	PTS	AVG
2014-15	49	47	1825	418	883	.473	74	178	.416	232	319	.727	53	213	266	262	93	7	137	110	1142	23.3
2015-16	48	48	1838	412	937	.440	89	270	.330	349	431	.810	49	191	240	164	86	2	110	103	1262	26.3
2016-17	47	46	1638	359	827	.434	85	242	.351	363	450	.807	43	197	240	141	74	3	99	100	1166	24.8
2017-18	15	13	520	96	246	.390	32	96	.333	61	74	.824	7	46	53	80	22	1	42	33	285	19.0
TOT	159	154	5821	1285	2893	.444	280	786	.356	1005	1274	.789	152	647	799	647	275	13	368	346	3855	24.2

PLAYOFFS

	G	GS	MIN	FG	FGA	PCT	3FG	3FGA	PCT	FT	FTA	PCT	OR	DR	REB	AST	STL	BLK	TO	PF	PTS	AVG
2015-16	9	9	391	80	187	.428	13	46	.283	65	75	.867	11	51	62	28	16	2	24	31	238	26.4
2016-17	3	3	108	29	59	.492	2	14	.143	17	23	.739	1	13	14	7	6	0	9	8	77	25.7
TOT	12	12	499	109	246	.443	15	60	.250	82	98	.837	12	64	76	35	22	2	33	39	315	26.3

ISAAC BONGA - 6-8, 200 - GERMANY

NOVEMBER 8, 1999

REGULAR SEASON

	G	GS	MIN	FG	FGA	PCT	3FG	3FGA	PCT	FT	FTA	PCT	OR	DR	REB	AST	STL	BLK	TO	PF	PTS	AVG
2018-19	31	29	870	133	308	.432	33	96	.344	71	87	.816	59	134	193	84	37	33	88	98	370	11.9

MATT BOULDIN - 6-5, 224 - GONZAGA

JANUARY 17, 1988

REGULAR SEASON

	G	GS	MIN	FG	FGA	PCT	3FG	3FGA	PCT	FT	FTA	PCT	OR	DR	REB	AST	STL	BLK	TO	PF	PTS	AVG
2013-14	5	0	81	7	33	.212	5	19	.263	1	4	.250	2	9	11	10	3	1	6	6	20	4.0

ALL-TIME ROSTER WITH STATISTICS

CRAIG BRACKINS - 6-10, 230 - IOWA STATE

OCTOBER 9, 1987

REGULAR SEASON

	G	GS	MIN	FG	FGA	PCT	3FG	3FGA	PCT	FT	FTA	PCT	OR	DR	REB	AST	STL	BLK	TO	PF	PTS	AVG
2012-13	8	1	144	17	42	.405	5	18	.278	2	2	1.000	2	20	22	11	1	2	4	17	41	5.1

JORDAN BRADY - 6-6, 235 - UTAH VALLEY

JUNE 21, 1983

REGULAR SEASON

	G	GS	MIN	FG	FGA	PCT	3FG	3FGA	PCT	FT	FTA	PCT	OR	DR	REB	AST	STL	BLK	TO	PF	PTS	AVG
2011-12	14	5	304	39	82	.476	11	29	.379	12	19	.632	12	36	48	21	12	5	12	29	101	7.2

JAMAL BRANCH - 6-3, 170 - St. JOHN'S

SEPTEMBER 30, 1992

REGULAR SEASON

	G	GS	MIN	FG	FGA	PCT	3FG	3FGA	PCT	FT	FTA	PCT	OR	DR	REB	AST	STL	BLK	TO	PF	PTS	AVG
2015-16	10	1	65	3	10	.300	1	3	.333	4	4	1.00	1	2	3	8	3	0	3	8	11	1.1

PLAYOFFS

	G	GS	MIN	FG	FGA	PCT	3FG	3FGA	PCT	FT	FTA	PCT	OR	DR	REB	AST	STL	BLK	TO	PF	PTS	AVG
2015-16	1	0	4	3	4	.750	0	0	—	0	1	.000	1	0	1	1	0	0	0	1	6	6.0

STEPHAUN BRANCH - 6-5, 208 - WEST GEORGIA

NOVEMBER 7, 1995

REGULAR SEASON

	G	GS	MIN	FG	FGA	PCT	3FG	3FGA	PCT	FT	FTA	PCT	OR	DR	REB	AST	STL	BLK	TO	PF	PTS	AVG
2017-18	50	7	1077	206	486	.424	44	140	.314	75	127	.591	103	188	291	52	68	38	77	76	531	10.6

ANTHONY BROWN - 6-7, 215 - STANFORD

OCTOBER 10, 1992

REGULAR SEASON

	G	GS	MIN	FG	FGA	PCT	3FG	3FGA	PCT	FT	FTA	PCT	OR	DR	REB	AST	STL	BLK	TO	PF	PTS	AVG
2015-16	7	2	237	38	97	.392	15	47	.319	11	16	.688	5	23	28	12	4	3	14	20	102	14.6

CECIL BROWN - 6-4, 190 - UCSB

JULY 27, 1983

REGULAR SEASON

	G	GS	MIN	FG	FGA	PCT	3FG	3FGA	PCT	FT	FTA	PCT	OR	DR	REB	AST	STL	BLK	TO	PF	PTS	AVG
2007-08	43	15	1125	193	409	.472	44	103	.427	104	128	.813	15	101	116	81	35	6	58	62	534	12.4

PLAYOFFS

	G	GS	MIN	FG	FGA	PCT	3FG	3FGA	PCT	FT	FTA	PCT	OR	DR	REB	AST	STL	BLK	TO	PF	PTS	AVG
2007-08	2	0	67	9	26	.346	2	8	.250	8	9	.889	1	6	7	5	1	0	3	2	28	14.0

JABARI BROWN - 6-4, 215 - MISSOURI

DECEMBER 18, 1992

REGULAR SEASON

	G	GS	MIN	FG	FGA	PCT	3FG	3FGA	PCT	FT	FTA	PCT	OR	DR	REB	AST	STL	BLK	TO	PF	PTS	AVG
2014-15	39	25	1362	311	681	.457	87	222	.392	242	289	.837	55	103	158	87	39	7	100	85	951	24.4
2015-16	8	4	220	43	118	.364	12	43	.279	36	41	.878	5	15	20	6	5	2	15	21	134	16.8
TOT	47	29	1582	354	799	.443	99	265	.374	278	330	.842	60	118	178	93	44	9	115	106	1085	23.1

JAMAAL BROWN - 6-7, 240 - CAL STATE FULLERTON

NOVEMBER 22, 1983

REGULAR SEASON

	G	GS	MIN	FG	FGA	PCT	3FG	3FGA	PCT	FT	FTA	PCT	OR	DR	REB	AST	STL	BLK	TO	PF	PTS	AVG
2008-09	14	7	395	49	105	.467	0	1	.000	24	35	.686	29	45	74	21	5	5	18	42	122	8.7

THOMAS BRYANT - 6-10, 241 - INDIANA

JULY 31, 1997

REGULAR SEASON

	G	GS	MIN	FG	FGA	PCT	3FG	3FGA	PCT	FT	FTA	PCT	OR	DR	REB	AST	STL	BLK	TO	PF	PTS	AVG
2017-18	37	35	1135	284	477	.595	67	184	.364	93	138	.674	71	201	272	77	23	55	61	82	728	19.7

PLAYOFFS

	G	GS	MIN	FG	FGA	PCT	3FG	3FGA	PCT	FT	FTA	PCT	OR	DR	REB	AST	STL	BLK	TO	PF	PTS	AVG
2017-18	3	3	101	24	43	.558	6	17	.353	9	11	.818	4	22	26	4	0	5	1	9	63	21.0

RASHID BYRD - 7-1, 240 - EASTERN OKLAHOMA STATE CC

SEPTEMBER 18, 1981

REGULAR SEASON

	G	GS	MIN	FG	FGA	PCT	3FG	3FGA	PCT	FT	FTA	PCT	OR	DR	REB	AST	STL	BLK	TO	PF	PTS	AVG
2008-09	19	0	297	41	100	.410	0	0	—	11	32	.344	32	38	70	6	5	20	28	55	93	4.9

BABACAR CAMARA - 6-11, 210 - CAL STATE FULLERTON

OCTOBER 15, 1981

REGULAR SEASON

	G	GS	MIN	FG	FGA	PCT	3FG	3FGA	PCT	FT	FTA	PCT	OR	DR	REB	AST	STL	BLK	TO	PF	PTS	AVG
2006-07	6	3	64	5	21	.238	0	0	—	0	1	.000	5	6	11	8	0	0	2	17	10	1.7



ALL-TIME ROSTER WITH STATISTICS

DERRICK CHARACTER - 6-9, 275 - UTEP

MAY 4, 1988

REGULAR SEASON

	G	GS	MIN	FG	FGA	PCT	3FG	3FGA	PCT	FT	FTA	PCT	OR	DR	REB	AST	STL	BLK	TO	PF	PTS	AVG
2011-12	4	1	94	29	43	.674	0	0	—	4	8	.500	11	19	30	5	2	4	7	14	62	15.5

JEFFREY CARROLL - 6-6, 210 - OKLAHOMA STATE

NOVEMBER 6, 1994

REGULAR SEASON

	G	GS	MIN	FG	FGA	PCT	3FG	3FGA	PCT	FT	FTA	PCT	OR	DR	REB	AST	STL	BLK	TO	PF	PTS	AVG
2018-19	24	11	489	90	187	.481	22	69	.319	31	39	.795	18	49	67	21	18	5	21	28	233	9.7

ALEX CARUSO - 6-5, 186 - TEXAS A&M

FEBRUARY 28, 1994

REGULAR SEASON

	G	GS	MIN	FG	FGA	PCT	3FG	3FGA	PCT	FT	FTA	PCT	OR	DR	REB	AST	STL	BLK	TO	PF	PTS	AVG
2017-18	29	25	889	188	377	.499	43	111	.387	131	159	.824	22	87	109	227	59	13	120	74	550	19.0
2018-19	27	26	770	128	312	.410	29	108	.269	94	116	.810	25	74	99	160	59	17	91	59	379	14.0
TOT	56	51	1659	316	689	.458	72	219	.329	225	275	.818	47	161	208	387	118	30	211	133	929	16.6

PLAYOFFS

	G	GS	MIN	FG	FGA	PCT	3FG	3FGA	PCT	FT	FTA	PCT	OR	DR	REB	AST	STL	BLK	TO	PF	PTS	AVG
2017-18	1	0	28	7	15	.467	0	3	.000	6	6	1.00	0	5	5	2	3	0	2	2	20	20.0

BRIAN CHASE - 5-10, 170 - VIRGINIA TECH

OCTOBER 8, 1981

REGULAR SEASON

	G	GS	MIN	FG	FGA	PCT	3FG	3FGA	PCT	FT	FTA	PCT	OR	DR	REB	AST	STL	BLK	TO	PF	PTS	AVG
2006-07	46	45	1613	276	624	.442	118	270	.437	76	82	.927	26	157	183	173	64	3	77	93	746	16.2
2007-08	36	25	1184	201	491	.409	81	218	.372	112	124	.903	12	124	136	131	33	0	59	64	595	16.5
TOT	82	70	2797	477	1115	.428	199	488	.408	188	206	.913	38	281	319	304	97	3	136	137	1341	16.4

KEITH CLARK - 6-8, 245 - OKLAHOMA

JULY 16, 1987

REGULAR SEASON

	G	GS	MIN	FG	FGA	PCT	3FG	3FGA	PCT	FT	FTA	PCT	OR	DR	REB	AST	STL	BLK	TO	PF	PTS	AVG
2009-10	21	0	388	45	85	.529	3	8	.375	11	23	.478	34	58	92	16	11	12	19	63	104	5.0

JORDAN CLARKSON - 6-85 186 - MISSOURI

JUNE 9, 1992

REGULAR SEASON

	G	GS	MIN	FG	FGA	PCT	3FG	3FGA	PCT	FT	FTA	PCT	OR	DR	REB	AST	STL	BLK	TO	PF	PTS	AVG
2014-15	5	5	179	46	92	.500	4	18	.222	17	21	.810	7	18	25	39	4	1	17	10	113	22.6

ANTHONY COLEMAN - 6-11, 215 - LONG BEACH STATE

OCTOBER 6, 1982

REGULAR SEASON

	G	GS	MIN	FG	FGA	PCT	3FG	3FGA	PCT	FT	FTA	PCT	OR	DR	REB	AST	STL	BLK	TO	PF	PTS	AVG
2008-09	9	9	283	25	63	.397	0	6	.000	16	26	.615	13	36	49	16	4	14	26	33	66	7.3
2011-12	6	1	36	3	5	.600	0	0	—	0	0	—	1	3	4	0	0	3	6	6	6	1.0
TOT	15	10	319	28	68	.412	0	6	.000	16	26	.615	14	39	53	16	4	17	32	39	72	4.8

MARDY COLLINS - 6-6, 220 - TEMPLE

AUGUST 4, 1984

REGULAR SEASON

	G	GS	MIN	FG	FGA	PCT	3FG	3FGA	PCT	FT	FTA	PCT	OR	DR	REB	AST	STL	BLK	TO	PF	PTS	AVG
2011-12	28	12	791	112	243	.461	4	20	.200	53	89	.596	31	69	100	129	28	10	51	49	281	10.0

PLAYOFFS

	G	GS	MIN	FG	FGA	PCT	3FG	3FGA	PCT	FT	FTA	PCT	OR	DR	REB	AST	STL	BLK	TO	PF	PTS	AVG
2011-12	7	0	220	54	97	.557	2	5	.400	12	31	.387	10	17	27	33	10	2	21	20	122	17.4

DARREN COOPER - 6-3, 195 - PORTLAND

JULY 9, 1983

REGULAR SEASON

	G	GS	MIN	FG	FGA	PCT	3FG	3FGA	PCT	FT	FTA	PCT	OR	DR	REB	AST	STL	BLK	TO	PF	PTS	AVG
2007-08	15	0	302	35	78	.449	12	26	.462	22	30	.733	5	38	43	22	7	2	18	25	104	6.9
2008-09	43	14	1019	103	257	.401	49	118	.415	57	69	.826	12	69	81	102	39	5	48	50	312	7.3
TOT	58	14	1321	138	335	.412	61	144	.424	79	99	.798	17	107	124	124	46	7	66	75	416	7.2

PLAYOFFS

	G	GS	MIN	FG	FGA	PCT	3FG	3FGA	PCT	FT	FTA	PCT	OR	DR	REB	AST	STL	BLK	TO	PF	PTS	AVG
2007-08	2	0	11	1	2	.500	0	0	—	1	2	.500	0	0	0	0	0	0	1	1	3	1.5

ALL-TIME ROSTER WITH STATISTICS

BRANDON COSTNER - 6-9, 235 - NORTH CAROLINA STATE

JULY 21, 1987

REGULAR SEASON

	G	GS	MIN	FG	FGA	PCT	3FG	3FGA	PCT	FT	FTA	PCT	OR	DR	REB	AST	STL	BLK	TO	PF	PTS	AVG
2011-12	32	27	1037	202	453	.446	82	206	.398	165	217	.760	29	134	163	66	16	16	78	97	651	20.3
2013-14	43	28	1152	202	477	.423	75	219	.342	146	192	.760	46	214	260	96	35	28	84	126	625	14.5
TOT	75	55	2189	404	930	.434	157	425	.369	311	409	.760	75	348	423	160	51	44	163	223	1276	17.0

PLAYOFFS

	G	GS	MIN	FG	FGA	PCT	3FG	3FGA	PCT	FT	FTA	PCT	OR	DR	REB	AST	STL	BLK	TO	PF	PTS	AVG
2011-12	7	0	89	11	35	.314	3	15	.200	8	17	.471	6	10	16	8	1	3	7	16	33	4.7
2013-14	2	2	66	23	66	.500	3	16	.188	8	10	.800	5	12	17	6	2	5	2	7	57	28.5
TOT	9	2	153	34	81	.420	6	31	.194	16	27	.593	11	22	33	14	3	8	9	23	90	10.0

ERRICK CRAVEN - 6-2, 205 - SOUTHERN CALIFORNIA

JULY 4, 1983

REGULAR SEASON

	G	GS	MIN	FG	FGA	PCT	3FG	3FGA	PCT	FT	FTA	PCT	OR	DR	REB	AST	STL	BLK	TO	PF	PTS	AVG
2007-08	40	17	773	133	261	.510	3	12	.250	49	66	.742	30	94	124	101	63	6	81	103	318	8.0

PLAYOFFS

	G	GS	MIN	FG	FGA	PCT	3FG	3FGA	PCT	FT	FTA	PCT	OR	DR	REB	AST	STL	BLK	TO	PF	PTS	AVG
2007-08	2	2	68	11	27	.407	0	2	.000	4	6	.667	6	4	10	9	6	0	6	8	26	13.0

JOE CRAWFORD - 6-5, 207 - KENTUCKY

JUNE 17, 1986

REGULAR SEASON

	G	GS	MIN	FG	FGA	PCT	3FG	3FGA	PCT	FT	FTA	PCT	OR	DR	REB	AST	STL	BLK	TO	PF	PTS	AVG
2008-09	43	42	1641	325	684	.475	87	231	.377	159	192	.828	65	131	196	117	45	7	109	99	896	20.8
2009-10	32	16	1163	202	468	.432	43	145	.297	122	168	.726	23	76	99	98	29	11	63	61	569	17.8
TOT	75	58	2804	527	1152	.457	130	376	.346	281	360	.781	88	207	295	215	74	18	172	160	1465	19.5

SASHA CUIC - 6-10, 253 - OREGON STATE

NOVEMBER 3, 1983

REGULAR SEASON

	G	GS	MIN	FG	FGA	PCT	3FG	3FGA	PCT	FT	FTA	PCT	OR	DR	REB	AST	STL	BLK	TO	PF	PTS	AVG
2009-10	12	0	172	25	79	.316	6	23	.261	13	18	.722	7	17	24	4	7	1	11	38	69	5.8

T.J. CUMMINGS - 6-10, 223 - UCLA

AUGUST 31, 1981

REGULAR SEASON

	G	GS	MIN	FG	FGA	PCT	3FG	3FGA	PCT	FT	FTA	PCT	OR	DR	REB	AST	STL	BLK	TO	PF	PTS	AVG
2006-07	16	7	409	89	184	.484	0	1	.000	22	27	.815	28	51	79	21	7	3	26	58	200	12.5

LARRY CUNNINGHAM - 6-2, 190 - UC RIVERSIDE

JANUARY 16, 1985

REGULAR SEASON

	G	GS	MIN	FG	FGA	PCT	3FG	3FGA	PCT	FT	FTA	PCT	OR	DR	REB	AST	STL	BLK	TO	PF	PTS	AVG
2011-12	5	0	27	1	6	.167	0	4	.000	1	2	.500	1	4	5	2	1	0	5	5	3	0.6

TROY DeVRIES - 6-4, 200 - NEW MEXICO

JULY 27, 1982

REGULAR SEASON

	G	GS	MIN	FG	FGA	PCT	3FG	3FGA	PCT	FT	FTA	PCT	OR	DR	REB	AST	STL	BLK	TO	PF	PTS	AVG
2016-17	48	20	1139	172	398	.432	106	244	.434	41	54	.759	12	85	97	83	36	4	55	92	491	10.2

PLAYOFFS

	G	GS	MIN	FG	FGA	PCT	3FG	3FGA	PCT	FT	FTA	PCT	OR	DR	REB	AST	STL	BLK	TO	PF	PTS	AVG
2016-17	3	0	73	14	27	.519	9	18	.500	0	0	—	1	7	8	1	3	0	5	7	37	12.3

MATT DICKEY - 6-1, 180 - UNC ASHEVILLE

NOVEMBER 18, 1989

REGULAR SEASON

	G	GS	MIN	FG	FGA	PCT	3FG	3FGA	PCT	FT	FTA	PCT	OR	DR	REB	AST	STL	BLK	TO	PF	PTS	AVG
2012-13	2	0	55	8	15	.533	1	4	.250	2	4	.500	0	1	1	7	2	0	4	5	19	9.5

ROBERT DRYDEN - 7-1, 260 - GEORGIA

AUGUST 26, 1978

REGULAR SEASON

	G	GS	MIN	FG	FGA	PCT	3FG	3FGA	PCT	FT	FTA	PCT	OR	DR	REB	AST	STL	BLK	TO	PF	PTS	AVG
2006-07	2	0	31	4	9	.444	0	0	—	0	0	—	1	9	10	2	2	1	3	4	8	4.0

DARNELL DODSON - 6-7, 215 - SOUTHERN MISS

SEPTEMBER 1, 1989

REGULAR SEASON

	G	GS	MIN	FG	FGA	PCT	3FG	3FGA	PCT	FT	FTA	PCT	OR	DR	REB	AST	STL	BLK	TO	PF	PTS	AVG
2012-13	6	0	35	2	12	.167	1	6	.167	0	0	—	1	5	6	2	1	0	2	2	5	0.8

RONALD DUPREE - 6-7, 210 - LOUISIANA STATE

JANUARY 26, 1981

REGULAR SEASON

	G	GS	MIN	FG	FGA	PCT	3FG	3FGA	PCT	FT	FTA	PCT	OR	DR	REB	AST	STL	BLK	TO	PF	PTS	AVG
2012-13	18	5	506	85	182	.467	1	7	.143	40	58	.690	30	76	106	45	21	2	33	54	211	11.7



ALL-TIME ROSTER WITH STATISTICS

JOHNNY DUKES - 6-8, 225 - SAN FRANCISCO

SEPTEMBER 8, 1984

REGULAR SEASON

	G	GS	MIN	FG	FGA	PCT	3FG	3FGA	PCT	FT	FTA	PCT	OR	DR	REB	AST	STL	BLK	TO	PF	PTS	AVG
2008-09	2	2	26	2	11	.182	0	0	—	0	2	.000	2	2	4	3	1	0	2	7	4	2.0

DEVIN EBANKS - 6-8, 210 - WEST VIRGINIA

OCTOBER 28, 1989

REGULAR SEASON

	G	GS	MIN	FG	FGA	PCT	3FG	3FGA	PCT	FT	FTA	PCT	OR	DR	REB	AST	STL	BLK	TO	PF	PTS	AVG
2011-12	3	0	96	21	38	.553	3	6	.500	10	13	.769	7	11	18	4	6	0	9	2	55	18.3

ANDRE EMMETT - 6-5, 230 - TEXAS TECH

AUGUST 22, 1982

REGULAR SEASON

	G	GS	MIN	FG	FGA	PCT	3FG	3FGA	PCT	FT	FTA	PCT	OR	DR	REB	AST	STL	BLK	TO	PF	PTS	AVG
2006-07	29	1	844	171	354	.483	17	61	.279	92	136	.676	64	87	151	59	36	3	69	47	451	15.6

DUANE ERWIN - 6-9, 250 - MEMPHIS

AUGUST 1, 1982

REGULAR SEASON

	G	GS	MIN	FG	FGA	PCT	3FG	3FGA	PCT	FT	FTA	PCT	OR	DR	REB	AST	STL	BLK	TO	PF	PTS	AVG
2006-07	9	3	138	8	29	.276	2	7	.286	9	13	.692	8	26	34	6	6	13	15	21	27	3.0
2008-09	14	8	334	41	93	.441	0	3	.000	17	28	.607	23	42	65	36	10	19	18	55	99	7.1
TOT	23	11	472	49	122	.402	2	10	.200	26	41	.634	31	68	99	42	16	32	33	76	126	5.5

CHRISTIAN EYENGA - 6-5, 210 - DKV JOVENTUT (SPAIN)

JUNE 22, 1989

REGULAR SEASON

	G	GS	MIN	FG	FGA	PCT	3FG	3FGA	PCT	FT	FTA	PCT	OR	DR	REB	AST	STL	BLK	TO	PF	PTS	AVG
2011-12	6	4	197	31	58	.534	5	13	.385	6	12	.500	7	23	30	12	0	8	8	12	73	12.2

PLAYOFFS

	G	GS	MIN	FG	FGA	PCT	3FG	3FGA	PCT	FT	FTA	PCT	OR	DR	REB	AST	STL	BLK	TO	PF	PTS	AVG
2011-12	5	2	52	5	12	.417	1	1	1.000	3	6	.500	3	3	6	2	0	3	5	1	14	2.8

JARRID FAMOUS - 6-11, 240 - SOUTH FLORIDA

JUNE 16, 1988

REGULAR SEASON

	G	GS	MIN	FG	FGA	PCT	3FG	3FGA	PCT	FT	FTA	PCT	OR	DR	REB	AST	STL	BLK	TO	PF	PTS	AVG
2012-13	21	14	514	84	168	.500	0	0	—	38	52	.731	70	75	145	10	6	18	30	49	206	9.8

JORDAN FARMAR - 6-2, 180 - UCLA

NOVEMBER 30, 1986

REGULAR SEASON

	G	GS	MIN	FG	FGA	PCT	3FG	3FGA	PCT	FT	FTA	PCT	OR	DR	REB	AST	STL	BLK	TO	PF	PTS	AVG
2006-07	3	2	95	14	36	.389	2	12	.167	14	14	1.000	1	7	8	17	5	1	5	4	44	14.7

MICHAEL FEY - 7-0, 270 - UCLA

MAY 29, 1983

REGULAR SEASON

	G	GS	MIN	FG	FGA	PCT	3FG	3FGA	PCT	FT	FTA	PCT	OR	DR	REB	AST	STL	BLK	TO	PF	PTS	AVG
2009-10	50	47	1285	263	463	.568	1	2	.500	113	138	.819	17	302	319	67	25	35	86	143	640	12.8

GARY FLOWERS - 6-8, 214 - SOUTHERN MISS

APRIL 22, 1986

REGULAR SEASON

	G	GS	MIN	FG	FGA	PCT	3FG	3FGA	PCT	FT	FTA	PCT	OR	DR	REB	AST	STL	BLK	TO	PF	PTS	AVG
2011-12	16	1	139	23	57	.404	4	9	.444	8	12	.667	10	15	25	7	6	11	5	20	58	3.6
2012-13	44	41	1581	282	588	.480	43	136	.316	47	98	.684	47	234	301	122	62	75	107	130	674	14.7
TOT	62	42	1720	305	645	.473	47	145	.324	75	110	.682	77	249	326	129	68	86	112	150	732	11.8

PLAYOFFS

	G	GS	MIN	FG	FGA	PCT	3FG	3FGA	PCT	FT	FTA	PCT	OR	DR	REB	AST	STL	BLK	TO	PF	PTS	AVG
2011-12	2	0	15	4	7	.571	2	4	.500	1	1	1.000	2	3	5	1	1	1	2	0	11	5.5

RYAN FOREHAN-KELLY - 6-6, 195 - CALIFORNIA

JANUARY 14, 1980

REGULAR SEASON

	G	GS	MIN	FG	FGA	PCT	3FG	3FGA	PCT	FT	FTA	PCT	OR	DR	REB	AST	STL	BLK	TO	PF	PTS	AVG
2008-09	31	8	903	154	302	.510	46	96	.479	46	54	.852	29	111	140	100	53	18	32	91	400	12.9
2009-10	50	47	1599	277	528	.525	82	173	.474	103	128	.805	48	190	238	154	65	18	54	123	739	14.8
TOT	81	55	2502	431	830	.519	128	269	.465	149	182	.819	77	301	378	254	118	36	86	214	1139	14.1

COURTNEY FORTSON - 5-11, 185 - ARKANSAS

MAY 23, 1988

REGULAR SEASON

	G	GS	MIN	FG	FGA	PCT	3FG	3FGA	PCT	FT	FTA	PCT	OR	DR	REB	AST	STL	BLK	TO	PF	PTS	AVG
2011-12	29	14	995	166	345	.481	38	94	.404	123	153	.804	21	105	126	171	62	3	70	69	493	17.0
2012-13	44	44	1748	284	718	.398	65	183	.355	183	239	.766	59	171	230	328	93	3	164	132	820	17.8
TOT	75	60	2743	452	1063	.425	103	277	.372	306	392	.781	80	276	356	499	155	6	234	201	1313	17.5

ALL-TIME ROSTER WITH STATISTICS

DAVID FOSTER - 7-3, 260 - UTAH

APRIL 6, 1988

REGULAR SEASON

	G	GS	MIN	FG	FGA	PCT	3FG	3FGA	PCT	FT	FTA	PCT	OR	DR	REB	AST	STL	BLK	TO	PF	PTS	AVG
2016-17	30	8	335	38	77	.494	1	1	1.00	5	7	.714	31	63	94	5	5	48	13	59	82	2.7

JAMAAL FRANKLIN - 6-5, 191 - SAN DIEGO STATE

JULY 21, 1991

REGULAR SEASON

	G	GS	MIN	FG	FGA	PCT	3FG	3FGA	PCT	FT	FTA	PCT	OR	DR	REB	AST	STL	BLK	TO	PF	PTS	AVG
2014-15	21	8	716	126	261	.483	41	121	.339	111	140	.793	23	163	186	136	31	6	77	79	404	19.2
2015-16	4	2	103	16	34	.471	4	11	.364	9	16	.563	7	13	20	15	3	3	10	13	45	11.3
TOT	25	10	819	142	295	.481	45	132	.341	120	156	.769	30	176	206	151	34	9	87	92	449	18.0

MICHAEL FRAZIER - 6-4, 194 - FLORIDA

MARCH 8, 1994

REGULAR SEASON

	G	GS	MIN	FG	FGA	PCT	3FG	3FGA	PCT	FT	FTA	PCT	OR	DR	REB	AST	STL	BLK	TO	PF	PTS	AVG
2015-16	14	0	232	29	80	.363	7	30	.233	18	23	.783	2	26	28	25	11	0	12	14	83	5.9

CHEYNE GADSON - 6-3, 190 - OKLAHOMA STATE

JULY 17, 1980

REGULAR SEASON

	G	GS	MIN	FG	FGA	PCT	3FG	3FGA	PCT	FT	FTA	PCT	OR	DR	REB	AST	STL	BLK	TO	PF	PTS	AVG
2008-09	16	0	431	64	154	.416	12	35	.343	37	45	.822	8	29	37	40	13	1	49	24	177	11.1

GIDEON GAMBLE - 6-7, 193 - WINTHROP

JUNE 2, 1990

REGULAR SEASON

	G	GS	MIN	FG	FGA	PCT	3FG	3FGA	PCT	FT	FTA	PCT	OR	DR	REB	AST	STL	BLK	TO	PF	PTS	AVG
2013-14	20	0	193	41	75	.547	16	37	.432	6	7	.857	5	22	27	11	11	1	11	38	104	5.2
2014-15	1	0	5	0	1	.000	0	1	.000	0	0	—	0	1	1	0	0	0	0	1	0	0.0
TOT	21	0	198	41	76	.540	16	38	.427	6	7	.857	5	23	28	11	11	1	11	38	104	5.0

MICKAEL GELABALE - 6-7, 215 - FRANCE

MAY 22, 1983

REGULAR SEASON

	G	GS	MIN	FG	FGA	PCT	3FG	3FGA	PCT	FT	FTA	PCT	OR	DR	REB	AST	STL	BLK	TO	PF	PTS	AVG
2008-09	6	0	188	39	78	.500	8	19	.421	10	12	.833	9	17	26	10	6	1	6	20	96	16.0

OTIS GEORGE - 6-8, 225 - LOUISVILLE

MAY 7, 1982

REGULAR SEASON

	G	GS	MIN	FG	FGA	PCT	3FG	3FGA	PCT	FT	FTA	PCT	OR	DR	REB	AST	STL	BLK	TO	PF	PTS	AVG
2011-12	49	6	983	155	287	.540	1	4	.250	62	87	.713	115	152	267	42	40	20	43	133	373	7.6

PLAYOFFS

	G	GS	MIN	FG	FGA	PCT	3FG	3FGA	PCT	FT	FTA	PCT	OR	DR	REB	AST	STL	BLK	TO	PF	PTS	AVG
2011-12	7	7	169	18	40	.450	0	0	—	15	21	.714	9	30	39	8	3	3	7	19	51	7.3

JOHN GILCHRIST - 6-2, 201 - MARYLAND

JUNE 29, 1984

REGULAR SEASON

	G	GS	MIN	FG	FGA	PCT	3FG	3FGA	PCT	FT	FTA	PCT	OR	DR	REB	AST	STL	BLK	TO	PF	PTS	AVG
2006-07	10	0	152	14	42	.333	2	10	.200	6	8	.750	3	12	15	12	9	0	12	6	36	3.6

C.J. GILES - 6-11, 240 - OREGON STATE

SEPTEMBER 25, 1985

REGULAR SEASON

	G	GS	MIN	FG	FGA	PCT	3FG	3FGA	PCT	FT	FTA	PCT	OR	DR	REB	AST	STL	BLK	TO	PF	PTS	AVG
2008-09	11	9	297	58	106	.547	0	2	.000	22	35	.629	29	62	91	9	7	23	18	50	138	12.6

RYAN GOMES - 6-7, 250 - PROVIDENCE

SEPTEMBER 1, 1982

REGULAR SEASON

	G	GS	MIN	FG	FGA	PCT	3FG	3FGA	PCT	FT	FTA	PCT	OR	DR	REB	AST	STL	BLK	TO	PF	PTS	AVG
2015-16	31	28	993	205	425	.482	48	129	.372	107	125	.856	71	180	251	97	27	13	36	91	565	18.2

PLAYOFFS

	G	GS	MIN	FG	FGA	PCT	3FG	3FGA	PCT	FT	FTA	PCT	OR	DR	REB	AST	STL	BLK	TO	PF	PTS	AVG
2015-16	9	9	312	65	140	.464	12	42	.286	39	42	.929	16	60	76	18	9	4	15	28	181	20.1

ANDREW GOUDELOCK - 6-2, 200 - COLLEGE OF CHARLESTON

DECEMBER 7, 1988

REGULAR SEASON

	G	GS	MIN	FG	FGA	PCT	3FG	3FGA	PCT	FT	FTA	PCT	OR	DR	REB	AST	STL	BLK	TO	PF	PTS	AVG
2011-12	1	1	47	11	24	.458	2	10	.200	0	0	---	0	4	4	7	2	0	6	3	24	24.0

KENTRELL GRANSBERRY - 6-9, 290 - SOUTH FLORIDA

AUGUST 1, 1985

REGULAR SEASON

	G	GS	MIN	FG	FGA	PCT	3FG	3FGA	PCT	FT	FTA	PCT	OR	DR	REB	AST	STL	BLK	TO	PF	PTS	AVG
2015-16	1	0	7	0	0	—	0	0	—	1	2	.500	1	2	3	0	0	0	0	4	1	1.0



ALL-TIME ROSTER WITH STATISTICS

DEVIN GREEN - 6-7, 210 - HAMPTON

OCTOBER 25, 1982

REGULAR SEASON

	G	GS	MIN	FG	FGA	PCT	3FG	3FGA	PCT	FT	FTA	PCT	OR	DR	REB	AST	STL	BLK	TO	PF	PTS	AVG
2006-07	13	13	509	78	184	.424	16	39	.410	82	98	.837	13	49	62	54	21	12	52	37	254	19.5
2007-08	24	24	837	153	313	.489	20	60	.333	68	86	.791	38	115	153	101	28	14	69	60	394	16.4
TOT	37	37	1346	231	497	.465	36	99	.364	150	184	.815	51	164	215	155	49	26	121	97	648	17.5

GERALD GREEN - 6-8, 200 - GULF SHORES ACADEMY (HS)

JANUARY 26, 1986

REGULAR SEASON

	G	GS	MIN	FG	FGA	PCT	3FG	3FGA	PCT	FT	FTA	PCT	OR	DR	REB	AST	STL	BLK	TO	PF	PTS	AVG
2011-12	22	13	673	157	327	.480	60	131	.458	47	56	.839	14	87	101	36	25	7	51	49	421	19.1

JEREMY GREEN - 6-4, 195 - STANFORD

MARCH 2, 1990

REGULAR SEASON

	G	GS	MIN	FG	FGA	PCT	3FG	3FGA	PCT	FT	FTA	PCT	OR	DR	REB	AST	STL	BLK	TO	PF	PTS	AVG
2011-12	3	0	12	0	4	.000	0	2	.000	0	0	—	0	2	2	0	0	0	0	0	0	0.0

ORIEN GREENE - 6-5, 218 - LOUISIANA-LAFAYETTE

FEBRUARY 4, 1982

REGULAR SEASON

	G	GS	MIN	FG	FGA	PCT	3FG	3FGA	PCT	FT	FTA	PCT	OR	DR	REB	AST	STL	BLK	TO	PF	PTS	AVG
2011-12	40	36	1197	137	334	.410	35	128	.273	57	84	.679	35	101	136	182	66	17	97	142	366	9.2
2012-13	29	17	877	109	265	.411	52	136	.382	58	79	.734	16	83	99	77	52	10	65	99	328	11.3
TOT	69	53	2074	246	599	.411	87	264	.330	115	163	.706	51	184	235	259	118	27	162	241	694	10.1

DERRICK GRIFFIN JR. - 6-7, 232 - TEXAS SOUTHERN

SEPTEMBER 3, 1993

REGULAR SEASON

	G	GS	MIN	FG	FGA	PCT	3FG	3FGA	PCT	FT	FTA	PCT	OR	DR	REB	AST	STL	BLK	TO	PF	PTS	AVG
2018-19	25	3	264	61	99	.616	0	0	---	16	30	.533	46	42	88	12	6	9	14	34	138	5.5

JOSHUA GROSS - 6-6, 185 - UNC GREENSBORO

NOVEMBER 25, 1983

REGULAR SEASON

	G	GS	MIN	FG	FGA	PCT	3FG	3FGA	PCT	FT	FTA	PCT	OR	DR	REB	AST	STL	BLK	TO	PF	PTS	AVG
2006-07	14	3	201	30	68	.441	4	10	.400	17	26	.654	6	13	19	6	6	4	15	16	81	5.8

BRIAN HAMILTON - 6-6, 205 - LOUISIANA-LAFAYETTE

MAY 14, 1982

REGULAR SEASON

	G	GS	MIN	FG	FGA	PCT	3FG	3FGA	PCT	FT	FTA	PCT	OR	DR	REB	AST	STL	BLK	TO	PF	PTS	AVG
2011-12	21	9	527	55	120	.458	1	7	.143	67	103	.650	31	52	83	22	27	8	28	59	178	8.5

GARY HAMILTON - 6-10, 265 - MIAMI (FL)

AUGUST 7, 1984

REGULAR SEASON

	G	GS	MIN	FG	FGA	PCT	3FG	3FGA	PCT	FT	FTA	PCT	OR	DR	REB	AST	STL	BLK	TO	PF	PTS	AVG
2006-07	9	8	217	17	44	.386	0	0	—	8	12	.667	19	28	47	18	14	5	18	39	42	4.7

JOSH HART - 6-5, 204 - VILLANOVA

MARCH 6, 1995

REGULAR SEASON

	G	GS	MIN	FG	FGA	PCT	3FG	3FGA	PCT	FT	FTA	PCT	OR	DR	REB	AST	STL	BLK	TO	PF	PTS	AVG
2017-18	2	2	64	14	33	.424	4	15	.267	3	8	.375	2	9	11	4	3	1	1	1	35	17.5

JUSTIN HARPER - 6-10, 225 - RICHMOND

AUGUST 30, 1989

REGULAR SEASON

	G	GS	MIN	FG	FGA	PCT	3FG	3FGA	PCT	FT	FTA	PCT	OR	DR	REB	AST	STL	BLK	TO	PF	PTS	AVG
2015-16	42	26	1214	237	502	.472	88	225	.391	82	92	.891	84	157	241	67	30	28	45	122	644	15.3
2016-17	45	45	1304	262	543	.483	104	254	.409	113	146	.774	67	237	304	63	13	28	55	120	741	16.5
2018-19	35	5	789	135	343	.394	65	188	.366	39	45	.867	42	96	138	77	13	8	34	68	374	10.7
TOT	122	76	3307	634	1388	.457	257	667	.385	234	283	.827	193	490	683	207	56	64	134	310	1759	14.4

PLAYOFFS

	G	GS	MIN	FG	FGA	PCT	3FG	3FGA	PCT	FT	FTA	PCT	OR	DR	REB	AST	STL	BLK	TO	PF	PTS	AVG
2015-16	9	9	343	65	142	.458	18	54	.333	24	32	.750	12	61	73	27	6	20	12	30	172	19.1
2016-17	3	3	86	19	33	.576	8	16	.500	4	5	.800	4	8	22	4	7	3	4	9	50	16.7
TOT	12	12	429	84	175	.480	26	70	.371	28	37	.757	16	69	85	31	13	23	16	39	222	18.5

OTHELLA HARRINGTON - 6-9, 235 - GEORGETOWN

JANUARY 31, 1974

REGULAR SEASON

	G	GS	MIN	FG	FGA	PCT	3FG	3FGA	PCT	FT	FTA	PCT	OR	DR	REB	AST	STL	BLK	TO	PF	PTS	AVG
2008-09	3	0	42	2	7	.286	0	0	—	2	3	.667	4	6	10	3	1	2	8	9	6	2.0

ALL-TIME ROSTER WITH STATISTICS

ELIAS HARRIS - 6-8, 220 - GONZAGA

JULY 6, 1989

REGULAR SEASON

	G	GS	MIN	FG	FGA	PCT	3FG	3FGA	PCT	FT	FTA	PCT	OR	DR	REB	AST	STL	BLK	TO	PF	PTS	AVG	
2013-14	1	1	28	6	10	.600	0	1	.000	6	7	.857	1	1	2	1	2	0	1	2	6	18	18.0

MANNY HARRIS - 6-5, 185 - MICHIGAN

SEPTEMBER 21, 1989

REGULAR SEASON

	G	GS	MIN	FG	FGA	PCT	3FG	3FGA	PCT	FT	FTA	PCT	OR	DR	REB	AST	STL	BLK	TO	PF	PTS	AVG
2013-14	22	22	852	234	496	.472	39	129	.302	189	214	.883	45	128	173	83	45	5	71	36	696	31.6
2014-15	15	15	564	147	315	.467	19	60	.317	72	88	.818	23	83	106	71	21	3	50	21	385	25.7
2015-16	8	8	318	63	153	.412	11	34	.324	50	59	.847	11	43	54	33	15	3	27	18	187	23.4
TOT	45	45	1734	444	964	.461	69	223	.309	311	361	.861	79	254	333	187	81	11	148	75	1268	28.1

SPENCER HAWES - 7-1, 245 - WASHINGTON

APRIL 28, 1988

REGULAR SEASON

	G	GS	MIN	FG	FGA	PCT	3FG	3FGA	PCT	FT	FTA	PCT	OR	DR	REB	AST	STL	BLK	TO	PF	PTS	AVG
2018-19	9	6	223	42	96	.438	18	40	.450	24	29	.828	12	51	63	38	12	13	16	24	126	14.0

JUSTIN HAWKINS - 6-7, 210 - NEW MEXICO STATE

MAY 18, 1985

REGULAR SEASON

	G	GS	MIN	FG	FGA	PCT	3FG	3FGA	PCT	FT	FTA	PCT	OR	DR	REB	AST	STL	BLK	TO	PF	PTS	AVG
2015-16	41	35	1121	162	388	.418	51	167	.305	58	73	.794	45	141	186	66	30	15	48	111	433	10.6

PLAYOFFS

	G	GS	MIN	FG	FGA	PCT	3FG	3FGA	PCT	FT	FTA	PCT	OR	DR	REB	AST	STL	BLK	TO	PF	PTS	AVG
2015-16	6	0	62	3	15	.200	2	10	.200	0	0	---	1	5	6	2	0	0	2	8	8	1.3

CHRIS HAYES - 6-8, 225 - DETROIT

FEBRUARY 17, 1987

REGULAR SEASON

	G	GS	MIN	FG	FGA	PCT	3FG	3FGA	PCT	FT	FTA	PCT	OR	DR	REB	AST	STL	BLK	TO	PF	PTS	AVG
2009-10	3	0	53	8	16	.500	0	1	.000	4	6	.667	1	6	7	6	1	1	8	3	20	6.7

LAZAR HAYWARD - 6-6, 225 - MARQUETTE

NOVEMBER 26, 1986

REGULAR SEASON

	G	GS	MIN	FG	FGA	PCT	3FG	3FGA	PCT	FT	FTA	PCT	OR	DR	REB	AST	STL	BLK	TO	PF	PTS	AVG
2012-13	14	1	442	83	164	.506	20	48	.417	37	47	.787	34	78	112	31	13	5	23	32	225	16.1
2015-16	12	0	162	21	55	.382	0	9	.000	18	21	.857	14	16	30	5	4	0	12	27	60	5.0
TOT	26	1	604	104	219	.475	20	57	.351	55	68	.809	48	94	142	36	17	5	35	59	285	11.0

PLAYOFFS

	G	GS	MIN	FG	FGA	PCT	3FG	3FGA	PCT	FT	FTA	PCT	OR	DR	REB	AST	STL	BLK	TO	PF	PTS	AVG
2015-16	4	0	65	11	20	.550	1	4	.250	6	7	.857	6	13	19	3	1	1	2	8	29	7.3

BRANDON HEATH - 6-3, 200 - SAN DIEGO STATE

MARCH 1, 1984

REGULAR SEASON

	G	GS	MIN	FG	FGA	PCT	3FG	3FGA	PCT	FT	FTA	PCT	OR	DR	REB	AST	STL	BLK	TO	PF	PTS	AVG
2008-09	50	41	1644	299	674	.444	86	255	.337	84	112	.750	44	155	199	209	70	5	120	82	768	15.4

XAVIER HENRY - 6-6, 220 - KANSAS

MARCH 15, 1991

REGULAR SEASON

	G	GS	MIN	FG	FGA	PCT	3FG	3FGA	PCT	FT	FTA	PCT	OR	DR	REB	AST	STL	BLK	TO	PF	PTS	AVG
2013-14	2	2	49	13	34	.382	2	10	.200	6	9	.667	1	3	4	3	7	0	3	2	34	17.0
2014-15	2	2	73	15	33	.455	5	10	.500	17	19	.895	2	4	6	6	2	1	6	9	52	26.0
TOT	4	4	122	28	67	.418	7	20	.350	23	28	.821	3	7	10	9	9	1	9	11	86	21.5

ROBERT HEYER - 6-5, 205 - BOISE STATE

MARCH 1, 1992

REGULAR SEASON

	G	GS	MIN	FG	FGA	PCT	3FG	3FGA	PCT	FT	FTA	PCT	OR	DR	REB	AST	STL	BLK	TO	PF	PTS	AVG
2017-18	39	19	781	76	153	.497	40	94	.426	11	15	.733	35	97	132	42	28	3	29	56	203	5.2
2018-19	37	9	756	78	175	.446	29	92	.315	19	22	.864	31	85	116	58	29	5	27	64	204	5.5
TOT	76	28	1537	154	328	.470	69	186	.371	30	37	.811	66	182	248	100	57	8	56	120	407	5.4

PLAYOFFS

	G	GS	MIN	FG	FGA	PCT	3FG	3FGA	PCT	FT	FTA	PCT	OR	DR	REB	AST	STL	BLK	TO	PF	PTS	AVG
2017-18	3	3	49	3	10	.300	1	6	.167	0	0	---	3	6	9	2	0	0	2	3	7	2.3

CHARLES HINKLE - 6-5, 205 - AMERICAN

MARCH 11, 1988

REGULAR SEASON

	G	GS	MIN	FG	FGA	PCT	3FG	3FGA	PCT	FT	FTA	PCT	OR	DR	REB	AST	STL	BLK	TO	PF	PTS	AVG
2013-14	6	0	30	3	9	.333	1	5	.200	2	2	1.00	1	2	3	1	0	1	3	0	9	1.5



ALL-TIME ROSTER WITH STATISTICS

DEMARCUS HOLLAND - 6-4, 179 - TEXAS

MARCH 2, 1994

REGULAR SEASON

	G	GS	MIN	FG	FGA	PCT	3FG	3FGA	PCT	FT	FTA	PCT	OR	DR	REB	AST	STL	BLK	TO	PF	PTS	AVG
2017-18	50	45	1272	171	361	.474	34	100	.340	52	72	.722	71	156	227	97	50	6	75	106	428	8.6
2018-19	12	6	340	46	108	.426	6	25	.240	23	29	.793	12	38	50	16	13	2	19	31	121	10.1
TOT	62	51	1612	217	469	.463	40	125	.320	75	101	.743	83	194	277	113	63	8	94	139	549	8.9

MICHAEL HOLYFIELD - 6-11, 270 - SAN HOUSTON STATE

NOVEMBER 18, 1992

REGULAR SEASON

	G	GS	MIN	FG	FGA	PCT	3FG	3FGA	PCT	FT	FTA	PCT	OR	DR	REB	AST	STL	BLK	TO	PF	PTS	AVG
2015-16	18	3	250	32	52	.615	0	0	—	18	35	.514	38	39	77	4	4	21	18	42	82	4.6
2017-18	28	4	319	45	96	.469	0	2	.000	48	68	.706	73	78	151	6	4	20	26	66	138	4.9
TOT	46	7	569	77	148	.520	0	2	.000	66	103	.641	111	117	228	10	8	41	44	108	220	4.8

DANIEL HORTON - 6-3, 190 - MICHIGAN

APRIL 21, 1984

REGULAR SEASON

	G	GS	MIN	FG	FGA	PCT	3FG	3FGA	PCT	FT	FTA	PCT	OR	DR	REB	AST	STL	BLK	TO	PF	PTS	AVG
2006-07	14	4	305	30	85	.353	7	30	.233	13	17	.765	3	23	26	40	14	3	20	25	80	5.7

GABRIEL HUGHES - 7-0, 240 - CALIFORNIA

DECEMBER 16, 1980

REGULAR SEASON

	G	GS	MIN	FG	FGA	PCT	3FG	3FGA	PCT	FT	FTA	PCT	OR	DR	REB	AST	STL	BLK	TO	PF	PTS	AVG
2008-09	35	27	733	112	202	.554	0	0	—	86	122	.705	98	155	253	34	10	29	64	133	310	8.9
2009-10	28	3	467	70	131	.534	0	0	—	56	77	.701	76	87	163	16	14	17	32	85	194	6.9
TOT	63	30	1200	182	333	.547	0	0	—	140	199	.704	174	242	416	50	24	46	96	218	504	8.0

TRAVIS HYMAN - 7-0, 245 - BOWIE STATE

JULY 12, 1987

REGULAR SEASON

	G	GS	MIN	FG	FGA	PCT	3FG	3FGA	PCT	FT	FTA	PCT	OR	DR	REB	AST	STL	BLK	TO	PF	PTS	AVG
2012-13	8	0	79	4	12	.333	0	0	—	0	0	—	3	15	18	0	1	1	5	10	8	1.0
2013-14	42	20	795	126	245	.514	0	0	—	44	90	.489	117	152	269	35	46	83	50	132	296	7.0
2014-15	11	3	190	24	46	.522	0	1	.000	8	15	.533	27	37	64	6	11	23	19	43	56	5.1
TOT	61	23	1064	154	303	.508	0	1	.000	52	105	.495	147	204	351	41	58	107	74	185	360	5.9

PLAYOFFS

	G	GS	MIN	FG	FGA	PCT	3FG	3FGA	PCT	FT	FTA	PCT	OR	DR	REB	AST	STL	BLK	TO	PF	PTS	AVG
2013-14	2	0	25	4	11	.364	0	0	—	1	6	.167	9	5	14	2	2	1	2	3	9	4.5

ANDRE INGRAM - 6-3, 195 - AMERICAN

NOVEMBER 19, 1985

REGULAR SEASON

	G	GS	MIN	FG	FGA	PCT	3FG	3FGA	PCT	FT	FTA	PCT	OR	DR	REB	AST	STL	BLK	TO	PF	PTS	AVG
2011-12	6	0	169	23	51	.451	18	33	.545	9	11	.818	0	21	21	15	3	0	7	13	73	12.2
2013-14	45	11	1034	140	309	.453	72	161	.447	59	75	.787	39	103	142	77	49	5	36	70	411	9.1
2014-15	28	10	715	86	192	.448	52	117	.444	33	38	.868	16	93	109	32	38	6	16	63	257	9.2
2015-16	50	17	1321	166	339	.490	113	228	.496	74	86	.860	17	123	140	72	53	8	28	99	519	10.4
2016-17	10	4	293	37	70	.529	27	49	.551	15	19	.789	6	31	37	15	11	4	4	18	116	11.6
2017-18	47	7	1073	141	304	.464	103	217	.475	42	51	.824	18	101	119	51	30	7	30	68	427	9.1
2018-19	37	15	903	114	287	.397	59	165	.358	40	48	.833	17	87	104	35	25	4	21	51	327	8.8
TOT	223	64	5508	707	1552	.456	444	970	.458	272	328	.829	113	559	672	297	209	34	142	382	2130	9.6

PLAYOFFS

	G	GS	MIN	FG	FGA	PCT	3FG	3FGA	PCT	FT	FTA	PCT	OR	DR	REB	AST	STL	BLK	TO	PF	PTS	AVG
2011-12	7	0	121	10	34	.294	8	25	.320	9	12	.750	0	8	8	6	1	0	5	5	37	5.3
2013-14	2	0	55	7	15	.467	5	10	.500	1	1	1.00	2	4	6	3	1	0	0	3	20	10.0
2015-16	9	9	342	32	74	.432	14	40	.350	9	13	.692	5	33	38	11	10	3	6	21	87	9.7
2016-17	3	0	49	7	14	.500	6	12	.500	1	2	.500	0	6	6	4	1	0	1	2	21	7.0
2017-18	3	0	99	13	28	.464	8	18	.444	3	6	.750	0	4	6	3	0	0	1	3	37	12.3
TOT	24	9	666	69	165	.418	41	105	.390	23	32	.719	7	55	62	27	13	3	13	34	202	8.4

KADEEM JACK - 6-9, 235 - RUTGERS

OCTOBER 27, 1992

REGULAR SEASON

	G	GS	MIN	FG	FGA	PCT	3FG	3FGA	PCT	FT	FTA	PCT	OR	DR	REB	AST	STL	BLK	TO	PF	PTS	AVG
2018-19	9	1	167	24	55	.436	0	5	.000	7	11	.636	11	29	40	3	6	3	8	23	55	6.1

BOO JACKSON - 6-9, 225 - EASTERN MICHIGAN

DECEMBER 16, 1981

REGULAR SEASON

	G	GS	MIN	FG	FGA	PCT	3FG	3FGA	PCT	FT	FTA	PCT	OR	DR	REB	AST	STL	BLK	TO	PF	PTS	AVG
2009-10	8	0	185	39	69	.565	0	0	—	17	36	.472	19	18	37	6	4	2	11	17	95	11.9

ALL-TIME ROSTER WITH STATISTICS

JULIAN JACOBS - 6-4, 180 - SOUTHERN CALIFORNIA

NOVEMBER 23, 1994

REGULAR SEASON

	G	GS	MIN	FG	FGA	PCT	3FG	3FGA	PCT	FT	FTA	PCT	OR	DR	REB	AST	STL	BLK	TO	PF	PTS	AVG
2016-17	34	0	591	76	166	.458	18	52	.346	35	48	.729	18	72	90	89	24	5	67	45	205	6.0

ANTHONY JOHNSON - 6-2, 205 - MONTANA

JUNE 18, 1986

REGULAR SEASON

	G	GS	MIN	FG	FGA	PCT	3FG	3FGA	PCT	FT	FTA	PCT	OR	DR	REB	AST	STL	BLK	TO	PF	PTS	AVG
2011-12	3	0	5	1	3	.333	0	1	.000	0	0	.000	0	1	1	0	0	0	1	0	2	0.7

JASPER JOHNSON - 6-8, 275 - DELTA STATE

MAY 21, 1983

REGULAR SEASON

	G	GS	MIN	FG	FGA	PCT	3FG	3FGA	PCT	FT	FTA	PCT	OR	DR	REB	AST	STL	BLK	TO	PF	PTS	AVG
2008-09	4	4	123	18	51	.353	2	8	.250	7	9	.778	8	16	24	13	9	3	10	16	45	11.3

KEVIN JOHNSON - 6-8, 210 - UNC CHARLOTTE

FEBRUARY 24, 1980

REGULAR SEASON

	G	GS	MIN	FG	FGA	PCT	3FG	3FGA	PCT	FT	FTA	PCT	OR	DR	REB	AST	STL	BLK	TO	PF	PTS	AVG
2006-07	16	3	291	44	85	.518	3	11	.273	43	58	.741	17	21	38	27	8	2	29	39	134	8.4

DARIUS JOHNSON-ODOM - 6-3, 212 - MARQUETTE

SEPTEMBER 28, 1989

REGULAR SEASON

	G	GS	MIN	FG	FGA	PCT	3FG	3FGA	PCT	FT	FTA	PCT	OR	DR	REB	AST	STL	BLK	TO	PF	PTS	AVG
2012-13	13	13	518	91	207	.440	24	61	.393	67	82	.817	12	55	67	67	17	3	39	21	273	21.0

JEMERRIO JONES - 6-5, 201 - NEW MEXICO STATE

APRIL 9, 1995

REGULAR SEASON

	G	GS	MIN	FG	FGA	PCT	3FG	3FGA	PCT	FT	FTA	PCT	OR	DR	REB	AST	STL	BLK	TO	PF	PTS	AVG
2018-19	47	6	1159	199	367	.542	15	44	.341	29	58	.500	159	290	449	166	68	45	100	103	442	9.4

PHIL JONES - 6-10, 255 - CHARLOTTE

SEPTEMBER 2, 1985

REGULAR SEASON

	G	GS	MIN	FG	FGA	PCT	3FG	3FGA	PCT	FT	FTA	PCT	OR	DR	REB	AST	STL	BLK	TO	PF	PTS	AVG
2012-13	11	0	100	11	18	.611	0	0	—	5	8	.625	7	10	17	4	0	6	6	21	27	2.5

JEROME JORDAN - 7-0, 253 - TULSA

SEPTEMBER 29, 1986

REGULAR SEASON

	G	GS	MIN	FG	FGA	PCT	3FG	3FGA	PCT	FT	FTA	PCT	OR	DR	REB	AST	STL	BLK	TO	PF	PTS	AVG
2012-13	18	16	505	89	137	.650	1	1	1.00	29	49	.592	39	85	124	13	9	25	24	43	208	11.6

ANDRE JOSEPH - 6-3, 185 - OREGON

MAY 7, 1981

REGULAR SEASON

	G	GS	MIN	FG	FGA	PCT	3FG	3FGA	PCT	FT	FTA	PCT	OR	DR	REB	AST	STL	BLK	TO	PF	PTS	AVG
2006-07	2	2	55	4	12	.333	0	0	—	0	0	—	0	1	1	5	2	0	7	5	8	4.0

COBY KARL - 6-5, 215 - BOISE STATE

MARCH 6, 1983

REGULAR SEASON

	G	GS	MIN	FG	FGA	PCT	3FG	3FGA	PCT	FT	FTA	PCT	OR	DR	REB	AST	STL	BLK	TO	PF	PTS	AVG
2007-08	17	17	638	94	209	.450	44	107	.411	65	78	.833	13	80	93	72	18	6	48	48	297	17.5

PLAYOFFS

	G	GS	MIN	FG	FGA	PCT	3FG	3FGA	PCT	FT	FTA	PCT	OR	DR	REB	AST	STL	BLK	TO	PF	PTS	AVG
2007-08	2	2	75	7	26	.269	3	15	.200	10	11	.909	1	5	6	11	4	1	1	5	27	13.5

RYAN KELLY - 6-11, 230 - DUKE

APRIL 9, 1991

REGULAR SEASON

	G	GS	MIN	FG	FGA	PCT	3FG	3FGA	PCT	FT	FTA	PCT	OR	DR	REB	AST	STL	BLK	TO	PF	PTS	AVG
2013-14	5	5	198	39	93	.419	5	20	.250	43	47	.915	14	24	38	19	8	7	15	17	126	25.2
2014-15	1	1	45	8	18	.444	3	9	.333	11	12	.917	0	4	4	2	0	1	3	5	30	30.0
2015-16	7	7	250	64	121	.529	12	32	.375	49	63	.778	13	38	51	21	9	14	12	23	189	27.0
TOT	13	13	493	111	232	.478	20	61	.328	103	122	.844	27	66	93	42	17	22	30	45	345	26.5

KEVIN KRUGER - 6-2, 185 - UNLV

MAY 1, 1983

REGULAR SEASON

	G	GS	MIN	FG	FGA	PCT	3FG	3FGA	PCT	FT	FTA	PCT	OR	DR	REB	AST	STL	BLK	TO	PF	PTS	AVG
2012-13	9	0	113	11	28	.393	5	19	.263	2	3	.667	0	5	5	11	3	0	1	6	29	3.2

STEPHANE LASME - 6-8, 215 - MASSACHUSETTS

DECEMBER 17, 1982

REGULAR SEASON

	G	GS	MIN	FG	FGA	PCT	3FG	3FGA	PCT	FT	FTA	PCT	OR	DR	REB	AST	STL	BLK	TO	PF	PTS	AVG
2007-08	37	14	1070	139	268	.519	0	0	—	113	149	.758	118	158	276	48	38	97	64	106	391	10.6



ALL-TIME ROSTER WITH STATISTICS

NICK LEWIS - 6-10, 235 - SAN DIEGO

APRIL 20, 1983

REGULAR SEASON

	G	GS	MIN	FG	FGA	PCT	3FG	3FGA	PCT	FT	FTA	PCT	OR	DR	REB	AST	STL	BLK	TO	PF	PTS	AVG
2006-07	19	2	462	52	128	.406	5	19	.263	35	48	.729	34	61	95	16	5	12	29	51	144	7.6

LONGAR LONGAR - 6-11, 230 - OKLAHOMA

MARCH 3, 1983

REGULAR SEASON

	G	GS	MIN	FG	FGA	PCT	3FG	3FGA	PCT	FT	FTA	PCT	OR	DR	REB	AST	STL	BLK	TO	PF	PTS	AVG
2008-09	14	2	312	39	81	.481	0	0	—	31	49	.633	25	62	87	14	5	19	19	44	109	7.8
2009-10	7	3	144	20	48	.417	0	0	—	7	11	.636	12	28	40	3	1	9	9	17	47	6.7
TOT	21	5	456	59	129	.457	0	0	—	38	60	.633	37	90	127	17	6	28	28	61	156	7.4

SCOTT MACHADO - 6-3, 201 - IONA

JUNE 8, 1990

REGULAR SEASON

	G	GS	MIN	FG	FGA	PCT	3FG	3FGA	PCT	FT	FTA	PCT	OR	DR	REB	AST	STL	BLK	TO	PF	PTS	AVG
2017-18	14	2	1444	255	567	.450	70	173	.405	152	172	.884	21	155	176	401	47	5	146	93	732	15.9
2018-19	45	25	1391	259	596	.435	54	188	.287	167	186	.898	29	123	152	362	50	10	172	89	739	16.4
TOT	91	47	2835	514	1163	.442	124	361	.343	319	358	.891	50	278	328	763	97	15	318	182	1471	16.2

PLAYOFFS

	G	GS	MIN	FG	FGA	PCT	3FG	3FGA	PCT	FT	FTA	PCT	OR	DR	REB	AST	STL	BLK	TO	PF	PTS	AVG
2017-18	3	3	122	21	53	.396	5	11	.455	10	12	.833	5	17	22	27	1	0	7	6	57	19.0

JOSH MAGETTE - 6-1, 160 ALABAMA-HUNTSVILLE

NOVEMBER 28, 1989

REGULAR SEASON

	G	GS	MIN	FG	FGA	PCT	3FG	3FGA	PCT	FT	FTA	PCT	OR	DR	REB	AST	STL	BLK	TO	PF	PTS	AVG
2013-14	50	47	1513	187	445	.420	84	223	.377	58	73	.795	39	136	175	347	96	2	80	116	516	10.3
2015-16	45	45	1707	181	464	.390	84	257	.327	70	87	.805	47	157	204	412	110	6	130	163	516	11.5
2016-17	50	50	1767	273	667	.409	111	315	.352	135	163	.828	30	192	222	667	75	2	133	152	792	15.8
TOT	145	142	4987	641	1576	.407	279	795	.351	263	323	.814	118	485	601	1226	281	10	343	431	1824	12.6

PLAYOFFS

	G	GS	MIN	FG	FGA	PCT	3FG	3FGA	PCT	FT	FTA	PCT	OR	DR	REB	AST	STL	BLK	TO	PF	PTS	AVG
2013-14	2	2	53	9	16	.563	3	5	.600	2	2	1.00	2	4	6	12	5	0	4	8	23	11.5
2015-16	9	9	385	51	118	.432	21	54	.389	13	19	.684	11	24	35	64	22	2	21	36	136	15.1
2016-17	3	3	106	19	38	.500	10	21	.476	9	13	.692	2	6	8	32	4	0	6	11	57	19.0
TOT	14	14	544	79	172	.459	34	80	.425	24	34	.706	15	34	49	108	31	2	31	55	216	15.4

ATER MAJOK - 6-10, 230 - CONNECTICUT

JULY 4, 1987

REGULAR SEASON

	G	GS	MIN	FG	FGA	PCT	3FG	3FGA	PCT	FT	FTA	PCT	OR	DR	REB	AST	STL	BLK	TO	PF	PTS	AVG
2014-15	23	18	507	57	95	.600	0	0	—	17	24	.708	53	68	121	17	17	64	25	94	131	5.7

JACKIE MANUEL - 6-5, 190 - NORTH CAROLINA

MARCH 29, 1983

REGULAR SEASON

	G	GS	MIN	FG	FGA	PCT	3FG	3FGA	PCT	FT	FTA	PCT	OR	DR	REB	AST	STL	BLK	TO	PF	PTS	AVG
2006-07	46	44	1324	178	427	.417	6	25	.240	76	126	.603	45	131	176	84	49	18	113	127	438	9.5

CHET MASON - 6-4, 184 - MIAMI (OH)

APRIL 25, 1981

REGULAR SEASON

	G	GS	MIN	FG	FGA	PCT	3FG	3FGA	PCT	FT	FTA	PCT	OR	DR	REB	AST	STL	BLK	TO	PF	PTS	AVG
2006-07	45	1	931	128	270	.474	2	12	.167	82	117	.701	77	86	163	72	35	12	66	83	340	7.6

JELANI MCCOY - 6-10, 245 - UCLA

DECEMBER 6, 1977

REGULAR SEASON

	G	GS	MIN	FG	FGA	PCT	3FG	3FGA	PCT	FT	FTA	PCT	OR	DR	REB	AST	STL	BLK	TO	PF	PTS	AVG
2007-08	36	25	1090	174	253	.688	0	1	.000	55	108	.509	75	208	283	118	27	74	92	105	403	11.2

PLAYOFFS

	G	GS	MIN	FG	FGA	PCT	3FG	3FGA	PCT	FT	FTA	PCT	OR	DR	REB	AST	STL	BLK	TO	PF	PTS	AVG
2007-08	2	2	71	15	21	.714	0	0	—	5	7	.714	2	14	16	7	1	5	5	9	35	17.5

JEREMEE MCGUIRE - 6-11, 215 - HOUSTON

NOVEMBER 17, 1981

REGULAR SEASON

	G	GS	MIN	FG	FGA	PCT	3FG	3FGA	PCT	FT	FTA	PCT	OR	DR	REB	AST	STL	BLK	TO	PF	PTS	AVG
2006-07	6	0	49	4	9	.444	0	0	—	2	4	.500	4	10	14	3	1	3	6	9	10	1.7

ALL-TIME ROSTER WITH STATISTICS

LAWRENCE MCKENZIE - 6-2, 190 - MINNESOTA

APRIL 29, 1985

REGULAR SEASON

	G	GS	MIN	FG	FGA	PCT	3FG	3FGA	PCT	FT	FTA	PCT	OR	DR	REB	AST	STL	BLK	TO	PF	PTS	AVG
2008-09	10	1	135	14	38	.368	4	13	.308	3	6	.500	2	7	9	21	2	0	11	13	35	3.5
2009-10	10	0	172	16	42	.381	7	17	.412	4	4	1.00	4	13	17	16	4	2	18	11	43	4.3
TOT	20	1	307	30	80	.375	11	30	.367	7	10	.700	6	20	26	37	6	2	29	24	78	3.9

JASON MCKRIETH - 6-4, 210 - RICE

AUGUST 9, 1983

REGULAR SEASON

	G	GS	MIN	FG	FGA	PCT	3FG	3FGA	PCT	FT	FTA	PCT	OR	DR	REB	AST	STL	BLK	TO	PF	PTS	AVG
2006-07	7	0	94	8	23	.348	1	2	.500	5	5	1.00	3	12	15	10	4	2	7	7	22	3.1

ELIJAH MILLSAP - 6-6, 215 - ALABAMA-BIRMINGHAM

AUGUST 12, 1987

REGULAR SEASON

	G	GS	MIN	FG	FGA	PCT	3FG	3FGA	PCT	FT	FTA	PCT	OR	DR	REB	AST	STL	BLK	TO	PF	PTS	AVG
2011-12	41	33	1353	253	566	.447	49	123	.398	241	313	.770	61	199	260	133	78	9	119	125	796	19.4
2012-13	44	37	1514	257	616	.417	30	86	.349	220	292	.753	52	218	270	158	86	15	118	138	764	17.4
2013-14	1	0	14	1	2	.500	0	1	1.000	3	3	1.00	0	1	1	0	1	0	1	3	5	5.0
TOT	86	70	2881	511	1184	.432	79	210	.376	464	608	.762	113	418	531	291	165	24	238	266	1565	18.2

PLAYOFFS

	G	GS	MIN	FG	FGA	PCT	3FG	3FGA	PCT	FT	FTA	PCT	OR	DR	REB	AST	STL	BLK	TO	PF	PTS	AVG
2011-12	7	7	273	50	115	.435	13	36	.361	53	60	.883	7	38	45	16	16	1	20	24	166	23.7
2013-14	2	0	18	4	8	.500	0	0	—	6	9	.667	2	6	6	2	6	1	2	4	14	7.0
TOT	9	7	291	54	123	.439	13	36	.361	59	69	.855	9	42	51	18	22	2	22	28	180	20.0

DWAYNE MITCHELL - 6-5, 210 - LOUISIANA-LAFAYETTE

AUGUST 24, 1982

REGULAR SEASON

	G	GS	MIN	FG	FGA	PCT	3FG	3FGA	PCT	FT	FTA	PCT	OR	DR	REB	AST	STL	BLK	TO	PF	PTS	AVG
2008-09	49	49	1929	321	624	.514	15	63	.238	252	369	.683	86	252	338	210	93	16	135	130	909	18.6

JAMARIO MOON - 6-8, 210 - MERIDIAN CC

JUNE 13, 1980

REGULAR SEASON

	G	GS	MIN	FG	FGA	PCT	3FG	3FGA	PCT	FT	FTA	PCT	OR	DR	REB	AST	STL	BLK	TO	PF	PTS	AVG
2011-12	12	10	452	80	165	.485	19	48	.396	33	42	.786	11	83	94	38	22	16	16	24	212	17.7
2012-13	16	11	489	41	120	.342	12	46	.261	13	16	.813	17	86	103	32	34	32	17	26	107	6.7
2013-14	15	14	489	75	159	.472	34	80	.425	31	38	.816	5	98	103	52	32	40	23	33	215	14.3
2014-15	10	8	321	40	94	.426	13	46	.283	5	8	.625	8	55	63	35	11	21	15	26	98	9.8
TOT	53	43	1751	236	538	.438	78	220	.354	82	104	.788	41	322	363	157	99	109	71	109	632	11.9

PLAYOFFS

	G	GS	MIN	FG	FGA	PCT	3FG	3FGA	PCT	FT	FTA	PCT	OR	DR	REB	AST	STL	BLK	TO	PF	PTS	AVG
2011-12	1	1	39	7	11	.636	5	7	.714	6	8	.750	0	5	5	3	1	0	1	3	25	15.0

DARIUS MORRIS - 6-4, 195 - MICHIGAN UNIVERSITY

DECEMBER 7, 1988

REGULAR SEASON

	G	GS	MIN	FG	FGA	PCT	3FG	3FGA	PCT	FT	FTA	PCT	OR	DR	REB	AST	STL	BLK	TO	PF	PTS	AVG
2011-12	1	0	28	7	16	.438	1	3	.333	6	7	.857	0	1	1	4	1	0	3	3	21	21.0
2012-13	2	2	70	11	31	.355	2	11	.182	6	11	.545	3	9	12	11	2	0	3	3	30	15.0
TOT	3	2	98	18	47	.383	3	14	.214	12	18	.667	3	10	13	15	3	0	6	6	51	17.0

BRIAN MORRISON - 6-2, 192 - UCLA

JULY 25, 1982

REGULAR SEASON

	G	GS	MIN	FG	FGA	PCT	3FG	3FGA	PCT	FT	FTA	PCT	OR	DR	REB	AST	STL	BLK	TO	PF	PTS	AVG
2007-08	23	2	287	45	117	.385	16	50	.320	10	15	.667	3	24	27	37	7	0	20	32	116	5.0

PLAYOFFS

	G	GS	MIN	FG	FGA	PCT	3FG	3FGA	PCT	FT	FTA	PCT	OR	DR	REB	AST	STL	BLK	TO	PF	PTS	AVG
2007-08	1	0	8	4	6	.667	3	4	.750	0	0	—	0	0	0	1	1	0	2	1	11	11.0

SVI MYKHAILIUK - 6-8, 205 - KANSAS

JUNE 10, 1997

REGULAR SEASON

	G	GS	MIN	FG	FGA	PCT	3FG	3FGA	PCT	FT	FTA	PCT	OR	DR	REB	AST	STL	BLK	TO	PF	PTS	AVG
2018-19	5	5	163	52	106	.491	22	49	.449	20	25	.800	3	11	14	13	3	2	18	6	146	23.5



ALL-TIME ROSTER WITH STATISTICS

ABDOULAYE N'DIAYE - 6-11, 230 - SOUTHERN CALIFORNIA

OCTOBER 5, 1984

REGULAR SEASON

	G	GS	MIN	FG	FGA	PCT	3FG	3FGA	PCT	FT	FTA	PCT	OR	DR	REB	AST	STL	BLK	TO	PF	PTS	AVG
2007-08	44	0	651	88	146	.603	0	0	—	18	30	.600	67	107	174	20	12	41	49	124	194	4.4

PLAYOFFS

	G	GS	MIN	FG	FGA	PCT	3FG	3FGA	PCT	FT	FTA	PCT	OR	DR	REB	AST	STL	BLK	TO	PF	PTS	AVG
2007-08	2	0	23	1	4	.250	0	0	—	0	0	—	3	3	6	0	0	1	2	6	2	1.0

REEVES NELSON - 6-8, 235 - UCLA

SEPTEMBER 18, 1991

REGULAR SEASON

	G	GS	MIN	FG	FGA	PCT	3FG	3FGA	PCT	FT	FTA	PCT	OR	DR	REB	AST	STL	BLK	TO	PF	PTS	AVG
2012-13	1	0	15	0	0	—	0	0	—	0	0	—	1	1	2	3	0	0	1	1	0	0.0

AL NOLEN - 6-1, 188 - MINNESOTA

FEBRUARY 11, 1989

REGULAR SEASON

	G	GS	MIN	FG	FGA	PCT	3FG	3FGA	PCT	FT	FTA	PCT	OR	DR	REB	AST	STL	BLK	TO	PF	PTS	AVG
2011-12	2	0	34	2	7	.286	2	4	.500	0	2	.000	1	1	2	7	1	0	2	3	6	3.0

DAVID NWABA - 6-4, 204 - CAL POLY- SLO

JANUARY 14, 1993

REGULAR SEASON

	G	GS	MIN	FG	FGA	PCT	3FG	3FGA	PCT	FT	FTA	PCT	OR	DR	REB	AST	STL	BLK	TO	PF	PTS	AVG
2016-17	40	31	1150	229	353	.649	4	16	.250	101	165	.612	106	168	274	43	55	46	31	108	563	14.1

PLAYOFFS

	G	GS	MIN	FG	FGA	PCT	3FG	3FGA	PCT	FT	FTA	PCT	OR	DR	REB	AST	STL	BLK	TO	PF	PTS	AVG
2016-17	3	3	113	25	46	.543	1	2	.500	19	22	.864	7	18	25	7	2	1	0	8	70	23.3

CHARLIE PARKER - 6-4, 195 - MILLERSVILLE (PA)

OCTOBER 6, 1985

REGULAR SEASON

	G	GS	MIN	FG	FGA	PCT	3FG	3FGA	PCT	FT	FTA	PCT	OR	DR	REB	AST	STL	BLK	TO	PF	PTS	AVG
2008-09	32	12	596	83	172	.483	9	25	.360	41	69	.594	30	40	70	55	32	7	28	34	216	6.8
2009-10	3	0	42	4	9	.444	0	1	.000	0	0	—	1	3	4	2	1	0	1	3	8	2.7
TOT	35	12	638	87	181	.481	9	26	.346	41	69	.594	31	43	74	57	33	7	29	37	224	6.4

ANDRE PATTERSON - 6-7, 210 - TENNESSEE

MAY 12, 1983

REGULAR SEASON

	G	GS	MIN	FG	FGA	PCT	3FG	3FGA	PCT	FT	FTA	PCT	OR	DR	REB	AST	STL	BLK	TO	PF	PTS	AVG
2006-07	50	36	1612	222	422	.526	1	7	.143	78	110	.709	125	235	360	99	49	78	81	134	523	10.5

GARY PAYTON II - 6-3, 190 - OREGON STATE

DECEMBER 1, 1992

REGULAR SEASON

	G	GS	MIN	FG	FGA	PCT	3FG	3FGA	PCT	FT	FTA	PCT	OR	DR	REB	AST	STL	BLK	TO	PF	PTS	AVG
2017-18	17	2	485	117	248	.472	14	60	.233	45	63	.714	26	78	104	82	30	10	55	51	293	17.2

PLAYOFFS

	G	GS	MIN	FG	FGA	PCT	3FG	3FGA	PCT	FT	FTA	PCT	OR	DR	REB	AST	STL	BLK	TO	PF	PTS	AVG
2017-18	3	3	119	33	60	.550	4	10	.400	7	13	.538	10	19	29	19	13	6	8	11	77	25.7

JAMES PETERS - 6-9, 215 - UNLV

MAY 24, 1981

REGULAR SEASON

	G	GS	MIN	FG	FGA	PCT	3FG	3FGA	PCT	FT	FTA	PCT	OR	DR	REB	AST	STL	BLK	TO	PF	PTS	AVG
2009-10	12	11	361	71	134	.530	1	5	.200	35	50	.700	23	42	65	20	9	7	28	33	178	14.8

ENIEL POLYNICE - 6-5, 220 - SETON HALL

MAY 18, 1988

REGULAR SEASON

	G	GS	MIN	FG	FGA	PCT	3FG	3FGA	PCT	FT	FTA	PCT	OR	DR	REB	AST	STL	BLK	TO	PF	PTS	AVG
2011-12	17	5	251	44	88	.500	6	20	.300	7	12	.583	12	29	41	33	9	4	23	12	101	5.9
2012-13	1	0	5	0	3	.000	0	1	.000	1	2	.500	0	0	0	1	0	0	2	1	1	1.0
TOT	18	5	256	44	91	.484	6	21	.286	8	14	.571	12	29	41	34	9	4	25	13	102	5.7

GABE PRUITT - 6-4, 170 - USC

APRIL 19, 1986

REGULAR SEASON

	G	GS	MIN	FG	FGA	PCT	3FG	3FGA	PCT	FT	FTA	PCT	OR	DR	REB	AST	STL	BLK	TO	PF	PTS	AVG
2009-10	10	9	361	37	91	.407	3	26	.115	37	52	.712	11	35	46	39	17	4	34	21	114	11.4

RAY REESE - 6-5, 215 - TULSA

FEBRUARY 24, 1987

REGULAR SEASON

	G	GS	MIN	FG	FGA	PCT	3FG	3FGA	PCT	FT	FTA	PCT	OR	DR	REB	AST	STL	BLK	TO	PF	PTS	AVG
2009-10	3	1	85	7	22	.318	3	7	.429	1	2	.500	2	8	10	7	2	0	3	6	18	6.0

ALL-TIME ROSTER WITH STATISTICS

TERRENCE ROBERTS - 6-9, 230 - SYRACUSE

AUGUST 14, 1984

REGULAR SEASON

	G	GS	MIN	FG	FGA	PCT	3FG	3FGA	PCT	FT	FTA	PCT	OR	DR	REB	AST	STL	BLK	TO	PF	PTS	AVG
2011-12	11	3	145	30	55	.545	0	2	.000	16	29	.552	17	26	43	8	2	10	17	26	76	6.9

FRANK ROBINSON - 6-4, 200 - CAL STATE FULLERTON

JUNE 1, 1984

REGULAR SEASON

	G	GS	MIN	FG	FGA	PCT	3FG	3FGA	PCT	FT	FTA	PCT	OR	DR	REB	AST	STL	BLK	TO	PF	PTS	AVG
2009-10	38	25	1170	172	400	.430	26	107	.243	101	146	.692	42	113	155	141	73	13	115	110	471	12.4

KAREEM RUSH - 6-6, 215 - MISSOURI

OCTOBER 30, 1980

REGULAR SEASON

	G	GS	MIN	FG	FGA	PCT	3FG	3FGA	PCT	FT	FTA	PCT	OR	DR	REB	AST	STL	BLK	TO	PF	PTS	AVG
2011-12	7	0	132	14	32	.438	9	18	.500	5	5	1.00	2	9	11	9	6	5	6	16	42	6.0
2013-14	12	9	303	44	113	.389	17	47	.362	13	21	.619	15	30	45	20	15	2	16	32	118	9.8
TOT	19	9	435	58	145	.400	26	65	.400	18	26	.692	17	39	56	29	21	7	22	48	160	8.4

PLAYOFFS

	G	GS	MIN	FG	FGA	PCT	3FG	3FGA	PCT	FT	FTA	PCT	OR	DR	REB	AST	STL	BLK	TO	PF	PTS	AVG
2011-12	6	4	133	14	37	.378	7	22	.318	3	3	1.00	1	8	9	6	5	2	7	17	38	6.3

ROBERT SACRE - 7-0, 260 - GONZAGA

JUNE 6, 1989

REGULAR SEASON

	G	GS	MIN	FG	FGA	PCT	3FG	3FGA	PCT	FT	FTA	PCT	OR	DR	REB	AST	STL	BLK	TO	PF	PTS	AVG
2012-13	7	7	228	29	66	.439	0	0	—	22	24	.917	15	44	59	4	3	10	11	17	80	11.4

DOMINIQUE SCALES - 6-9, 230 - EAST CENTRAL

MAY 23, 1983

REGULAR SEASON

	G	GS	MIN	FG	FGA	PCT	3FG	3FGA	PCT	FT	FTA	PCT	OR	DR	REB	AST	STL	BLK	TO	PF	PTS	AVG
2008-09	3	0	20	0	6	.000	0	0	—	2	4	.500	1	2	3	0	0	1	1	6	2	0.7

FRANKLIN SESSION - 6-2, 175 - WEBER STATE

JANUARY 23, 1989

REGULAR SEASON

	G	GS	MIN	FG	FGA	PCT	3FG	3FGA	PCT	FT	FTA	PCT	OR	DR	REB	AST	STL	BLK	TO	PF	PTS	AVG
2011-12	2	0	2	0	0	—	0	0	—	0	0	—	0	0	0	0	0	0	0	1	0	0.0

WILL SHEEHY - 6-7, 200 - INDIANA

JANUARY 16, 1992

REGULAR SEASON

	G	GS	MIN	FG	FGA	PCT	3FG	3FGA	PCT	FT	FTA	PCT	OR	DR	REB	AST	STL	BLK	TO	PF	PTS	AVG
2014-15	9	0	280	42	84	.500	12	29	.414	17	18	.944	8	23	31	19	7	1	10	20	113	12.5

D.J. SHUMPERT - 6-8, 190 - CAL STATE-SAN BERNARDINO

JUNE 8, 1990

REGULAR SEASON

	G	GS	MIN	FG	FGA	PCT	3FG	3FGA	PCT	FT	FTA	PCT	OR	DR	REB	AST	STL	BLK	TO	PF	PTS	AVG
2015-16	22	1	330	25	48	.521	0	2	.000	11	28	.393	40	69	109	19	16	21	24	62	61	2.8
2016-17	1	0	3	0	0	—	0	0	—	0	0	—	0	1	1	0	0	0	0	1	0	0.0
TOT	23	1	333	25	48	.521	0	2	.000	11	28	.393	40	70	110	19	16	21	24	63	61	2.7

PLAYOFFS

	G	GS	MIN	FG	FGA	PCT	3FG	3FGA	PCT	FT	FTA	PCT	OR	DR	REB	AST	STL	BLK	TO	PF	PTS	AVG
2015-16	9	0	76	7	19	.368	0	1	.000	0	0	—	13	17	30	1	2	10	6	13	14	1.6

MARK SIMMONS - 6-1, 210 - ST. MARY'S TEXAS

AUGUST 24, 1991

REGULAR SEASON

	G	GS	MIN	FG	FGA	PCT	3FG	3FGA	PCT	FT	FTA	PCT	OR	DR	REB	AST	STL	BLK	TO	PF	PTS	AVG
2016-17	1	0	1	0	0	—	0	0	—	0	0	—	0	0	0	0	0	0	0	0	0	0.0

DIAMON SIMPSON - 6-7, 230 - ST. MARY'S

SEPTEMBER 8, 1987

REGULAR SEASON

	G	GS	MIN	FG	FGA	PCT	3FG	3FGA	PCT	FT	FTA	PCT	OR	DR	REB	AST	STL	BLK	TO	PF	PTS	AVG
2009-10	30	30	957	175	394	.444	0	1	.000	116	163	.712	13	276	289	65	54	42	45	89	466	15.5

ROSCOE SMITH - 6-8, 215 - UNLV

MAY 1, 1991

REGULAR SEASON

	G	GS	MIN	FG	FGA	PCT	3FG	3FGA	PCT	FT	FTA	PCT	OR	DR	REB	AST	STL	BLK	TO	PF	PTS	AVG
2014-15	49	46	1773	353	668	.528	13	49	.265	170	233	.730	182	358	540	48	48	33	111	157	889	18.1
2016-17	18	0	345	61	124	.492	3	18	.167	59	78	.756	36	33	69	2	8	8	27	31	184	10.2
TOT	67	46	2118	414	792	.523	16	67	.239	229	311	.736	218	391	609	50	56	41	138	188	1073	16.0



ALL-TIME ROSTER WITH STATISTICS

SPEEDY SMITH- 6-3, 180 - LOUISIANA TECH

JANUARY 28, 1993

REGULAR SEASON

	G	GS	MIN	FG	FGA	PCT	3FG	3FGA	PCT	FT	FTA	PCT	OR	DR	REB	AST	STL	BLK	TO	PF	PTS	AVG
2015-16	31	1	422	30	95	.316	10	38	.263	19	25	.760	6	45	51	77	17	2	37	37	89	2.9
2016-17	47	5	1049	105	315	.333	32	121	.264	64	89	.719	31	117	148	184	68	3	85	83	306	6.5
TOT	78	6	1471	135	410	.329	42	159	.264	83	114	.728	37	162	199	261	85	5	122	120	395	5.1

PLAYOFFS

	G	GS	MIN	FG	FGA	PCT	3FG	3FGA	PCT	FT	FTA	PCT	OR	DR	REB	AST	STL	BLK	TO	PF	PTS	AVG
2015-16	8	0	110	12	28	.429	8	18	.444	7	10	.700	0	6	6	13	6	0	4	10	39	4.9
2016-17	3	0	63	4	17	.235	0	8	.000	0	0	—	1	3	4	13	5	0	2	7	8	2.7
TOT	11	0	173	16	45	.356	8	26	.308	7	10	.700	1	9	10	26	11	0	6	17	47	4.3

JAMES SOUTHERLAND - 6-8, 215 - SYRACUSE

APRIL 28, 1990

REGULAR SEASON

	G	GS	MIN	FG	FGA	PCT	3FG	3FGA	PCT	FT	FTA	PCT	OR	DR	REB	AST	STL	BLK	TO	PF	PTS	AVG
2013-14	42	14	1199	250	502	.498	65	201	.323	51	77	.662	71	203	274	40	34	36	43	125	616	14.7
2017-18	13	8	379	72	133	.541	31	70	.443	9	12	.750	17	58	75	26	6	13	19	27	184	14.2
TOT	55	22	1578	322	635	.507	96	271	.354	60	89	.674	88	261	349	66	40	49	62	152	800	14.5

DESHAWN STEPHENS - 6-8, 224 - SAN DIEGO STATE

OCTOBER 9, 1989

REGULAR SEASON

	G	GS	MIN	FG	FGA	PCT	3FG	3FGA	PCT	FT	FTA	PCT	OR	DR	REB	AST	STL	BLK	TO	PF	PTS	AVG
2016-17	10	1	189	35	58	.603	0	3	.000	10	17	.588	29	26	55	5	3	7	6	20	80	8.0

PLAYOFFS

	G	GS	MIN	FG	FGA	PCT	3FG	3FGA	PCT	FT	FTA	PCT	OR	DR	REB	AST	STL	BLK	TO	PF	PTS	AVG
2016-17	3	0	44	7	13	.538	0	0	—	2	2	1.00	5	2	7	0	0	4	2	9	16	5.3

ANTHONY STOVER - 6-10, 243 - UCLA

JUNE 1, 1990

REGULAR SEASON

	G	GS	MIN	FG	FGA	PCT	3FG	3FGA	PCT	FT	FTA	PCT	OR	DR	REB	AST	STL	BLK	TO	PF	PTS	AVG
2012-13	26	5	384	20	42	.476	0	3	.000	5	13	.385	24	39	63	10	8	34	16	47	45	1.7

DEXTER STRICKLAND - 6-3, 181 - DUKE

OCTOBER 1, 1990

REGULAR SEASON

	G	GS	MIN	FG	FGA	PCT	3FG	3FGA	PCT	FT	FTA	PCT	OR	DR	REB	AST	STL	BLK	TO	PF	PTS	AVG
2014-15	10	1	146	26	52	.500	0	3	.000	13	19	.684	10	11	21	18	9	0	7	16	65	6.5

TRENT STRICKLAND - 6-6, 210 - WAKE FOREST

APRIL 22, 1984

REGULAR SEASON

	G	GS	MIN	FG	FGA	PCT	3FG	3FGA	PCT	FT	FTA	PCT	OR	DR	REB	AST	STL	BLK	TO	PF	PTS	AVG
2011-12	3	0	41	2	12	.167	0	3	.000	7	8	.875	0	3	3	0	1	0	5	5	11	3.7

MIKE TAYLOR - 6-2, 170 - IOWA STATE

JANUARY 21, 1986

REGULAR SEASON

	G	GS	MIN	FG	FGA	PCT	3FG	3FGA	PCT	FT	FTA	PCT	OR	DR	REB	AST	STL	BLK	TO	PF	PTS	AVG
2012-13	26	2	513	94	198	.475	29	82	.354	39	58	.672	10	31	41	58	39	2	54	74	256	9.8

CURTIS TERRY - 6-5, 205 - UNLV

AUGUST 27, 1985

REGULAR SEASON

	G	GS	MIN	FG	FGA	PCT	3FG	3FGA	PCT	FT	FTA	PCT	OR	DR	REB	AST	STL	BLK	TO	PF	PTS	AVG
2008-09	16	0	212	19	59	.322	8	30	.267	3	5	.600	4	20	24	11	1	0	13	20	49	3.1

NAADIR THARPE - 5-11, 205 - KANSAS

JULY 6, 1993

REGULAR SEASON

	G	GS	MIN	FG	FGA	PCT	3FG	3FGA	PCT	FT	FTA	PCT	OR	DR	REB	AST	STL	BLK	TO	PF	PTS	AVG
2014-15	14	6	250	30	74	.405	7	27	.259	7	10	.700	2	22	24	48	7	1	33	21	74	5.3

MALCOLM THOMAS - 6-9, 225 - SAN DIEGO STATE

NOVEMBER 8, 1988

REGULAR SEASON

	G	GS	MIN	FG	FGA	PCT	3FG	3FGA	PCT	FT	FTA	PCT	OR	DR	REB	AST	STL	BLK	TO	PF	PTS	AVG
2011-12	19	13	612	104	160	.650	0	0	—	53	78	.679	60	117	177	26	15	39	32	45	261	13.7
2012-13	1	1	41	5	10	.500	0	0	—	3	4	.750	5	12	17	4	3	1	1	4	13	13.0
2013-14	2	2	80	23	37	.622	8	13	.615	13	19	.684	9	22	31	5	5	4	6	6	67	33.5
2015-16	7	7	243	50	93	.538	6	16	.375	18	29	.621	26	58	84	18	6	17	10	24	124	17.7
TOT	29	23	976	182	300	.607	14	29	.483	87	130	.669	100	209	309	53	29	61	49	79	465	16.0

PLAYOFFS

	G	GS	MIN	FG	FGA	PCT	3FG	3FGA	PCT	FT	FTA	PCT	OR	DR	REB	AST	STL	BLK	TO	PF	PTS	AVG
2011-12	7	1	243	44	72	.611	1	2	.500	36	48	.750	28	58	86	17	8	7	17	21	125	17.9

ALL-TIME ROSTER WITH STATISTICS

JAMAAL TINSLEY - 6-3, 185 - IOWA STATE

FEBRUARY 28, 1978

REGULAR SEASON

	G	GS	MIN	FG	FGA	PCT	3FG	3FGA	PCT	FT	FTA	PCT	OR	DR	REB	AST	STL	BLK	TO	PF	PTS	AVG	
2011-12	8	8	8	272	27	86	.314	6	23	.261	19	25	.760	6	19	25	61	19	1	23	27	79	9.9

DAR TUCKER - 6-4, 205 - DePAUL

APRIL 11, 1988

REGULAR SEASON

	G	GS	MIN	FG	FGA	PCT	3FG	3FGA	PCT	FT	FTA	PCT	OR	DR	REB	AST	STL	BLK	TO	PF	PTS	AVG
2009-10	46	12	982	203	480	.423	23	111	.207	100	150	.667	62	119	181	78	42	11	70	79	529	11.5

JOSIAH TURNER - 6-3, 192- ARIZONA

JULY 5, 1992

REGULAR SEASON

	G	GS	MIN	FG	FGA	PCT	3FG	3FGA	PCT	FT	FTA	PCT	OR	DR	REB	AST	STL	BLK	TO	PF	PTS	AVG
2013-14	37	2	783	162	304	.533	7	28	.250	84	114	.737	33	77	110	158	48	13	67	74	415	11.2
2014-15	36	16	784	103	226	.456	2	7	.286	59	100	.590	29	67	96	128	47	11	66	58	217	6.0
TOT	73	18	1567	265	530	.500	9	35	.257	143	214	.668	62	144	206	286	95	24	133	132	632	8.7

PLAYOFFS

	G	GS	MIN	FG	FGA	PCT	3FG	3FGA	PCT	FT	FTA	PCT	OR	DR	REB	AST	STL	BLK	TO	PF	PTS	AVG
2013-14	2	0	46	13	27	.481	0	1	.000	5	9	.556	2	1	3	5	2	0	4	6	31	15.5

ROBERT UPSHAW - 7-0, 250 - WASHINGTON

JANUARY 5, 1994

REGULAR SEASON

	G	GS	MIN	FG	FGA	PCT	3FG	3FGA	PCT	FT	FTA	PCT	OR	DR	REB	AST	STL	BLK	TO	PF	PTS	AVG
2015-16	28	2	438	83	174	.477	2	10	.200	36	59	.610	32	94	126	10	6	40	34	71	204	7.3

WES VAN BECK - 6-3, 198 - HOUSTON

JANUARY 22, 1996

REGULAR SEASON

	G	GS	MIN	FG	FGA	PCT	3FG	3FGA	PCT	FT	FTA	PCT	OR	DR	REB	AST	STL	BLK	TO	PF	PTS	AVG
2018-19	2	0	14	0	2	.000	0	0	---	0	0	---	0	3	3	2	0	0	0	1	0	0.0

NICK VANDERLAAN - 6-10, 265 - CONCORDIA (IRVINE)

OCTOBER 27, 1979

REGULAR SEASON

	G	GS	MIN	FG	FGA	PCT	3FG	3FGA	PCT	FT	FTA	PCT	OR	DR	REB	AST	STL	BLK	TO	PF	PTS	AVG
2006-07	5	4	156	25	42	.595	0	0	---	13	18	.722	20	42	62	7	4	3	15	24	63	12.6

ELOY VARGAS - 6-11, 244 - KENTUCKY

DECEMBER 30, 1988

REGULAR SEASON

	G	GS	MIN	FG	FGA	PCT	3FG	3FGA	PCT	FT	FTA	PCT	OR	DR	REB	AST	STL	BLK	TO	PF	PTS	AVG
2014-15	30	15	692	113	228	.496	1	4	.250	35	54	.648	59	123	182	20	19	48	23	94	262	8.7

JARVIS VARNADO - 6-9, 230 - MISSISSIPPI STATE

MARCH 1, 1988

REGULAR SEASON

	G	GS	MIN	FG	FGA	PCT	3FG	3FGA	PCT	FT	FTA	PCT	OR	DR	REB	AST	STL	BLK	TO	PF	PTS	AVG
2014-15	8	4	184	41	76	.539	0	0	---	11	17	.647	14	38	52	9	2	16	13	28	93	11.6

MOE WAGNER - 6-11, 245 - MICHIGAN

APRIL 26, 1997

REGULAR SEASON

	G	GS	MIN	FG	FGA	PCT	3FG	3FGA	PCT	FT	FTA	PCT	OR	DR	REB	AST	STL	BLK	TO	PF	PTS	AVG
2018-19	6	6	167	39	80	.488	12	37	.324	9	18	.500	6	29	35	17	2	4	11	19	99	16.5

BRANDON WALLACE - 6-9, 203 - SOUTH CAROLINA

MARCH 14, 1985

REGULAR SEASON

	G	GS	MIN	FG	FGA	PCT	3FG	3FGA	PCT	FT	FTA	PCT	OR	DR	REB	AST	STL	BLK	TO	PF	PTS	AVG
2007-08	22	10	648	72	161	.447	3	16	.188	27	44	.614	46	95	141	65	19	54	30	58	174	7.9

PLAYOFFS

	G	GS	MIN	FG	FGA	PCT	3FG	3FGA	PCT	FT	FTA	PCT	OR	DR	REB	AST	STL	BLK	TO	PF	PTS	AVG
2007-08	2	2	74	11	25	.440	1	3	.333	1	2	.500	5	22	27	3	1	6	5	3	24	12.0

DERON WASHINGTON - 6-7, 215 - VIRGINIA TECH

DECEMBER 12, 1985

REGULAR SEASON

	G	GS	MIN	FG	FGA	PCT	3FG	3FGA	PCT	FT	FTA	PCT	OR	DR	REB	AST	STL	BLK	TO	PF	PTS	AVG
2009-10	8	4	203	28	72	.389	2	9	.222	19	23	.826	7	31	38	11	1	5	22	30	77	9.6

DARRYL WATKINS - 6-11, 258 - SYRACUSE

NOVEMBER 8, 1984

REGULAR SEASON

	G	GS	MIN	FG	FGA	PCT	3FG	3FGA	PCT	FT	FTA	PCT	OR	DR	REB	AST	STL	BLK	TO	PF	PTS	AVG
2007-08	18	16	356	35	72	.486	0	0	---	19	27	.704	37	66	103	13	12	22	19	51	89	4.9



ALL-TIME ROSTER WITH STATISTICS

TRAVIS WEAR - 6-10, 221 - UCLA

SEPTEMBER 21, 1990

REGULAR SEASON

	G	GS	MIN	FG	FGA	PCT	3FG	3FGA	PCT	FT	FTA	PCT	OR	DR	REB	AST	STL	BLK	TO	PF	PTS	AVG
2016-17	42	13	1067	206	476	.433	77	225	.342	46	65	.708	59	246	305	43	34	20	51	98	535	12.7
2017-18	33	29	1010	197	443	.445	98	234	.419	59	69	.855	35	240	275	66	25	14	42	73	551	16.7
2018-19	39	37	1206	218	534	.408	112	294	.381	67	86	.779	31	227	258	74	31	24	54	95	615	15.8
TOT	114	79	3284	621	1453	.427	287	753	.381	172	220	.782	125	713	838	182	90	58	147	266	1701	14.9

PLAYOFFS

	G	GS	MIN	FG	FGA	PCT	3FG	3FGA	PCT	FT	FTA	PCT	OR	DR	REB	AST	STL	BLK	TO	PF	PTS	AVG
2016-17	3	3	85	11	29	.379	5	14	.357	0	0	—	2	11	13	8	2	2	3	6	27	9.0
2017-18	3	3	100	19	41	.463	10	20	.500	2	3	.667	1	19	20	5	3	0	3	6	50	16.7
TOT	6	6	185	30	70	.429	15	34	.441	2	3	.667	3	30	33	13	5	2	6	12	77	12.8

RODNEY WEBB - 6-7, 240 - FLORIDA ATLANTIC

AUGUST 5, 1983

REGULAR SEASON

	G	GS	MIN	FG	FGA	PCT	3FG	3FGA	PCT	FT	FTA	PCT	OR	DR	REB	AST	STL	BLK	TO	PF	PTS	AVG
2009-10	18	0	329	49	90	.544	0	1	.000	23	34	.676	27	55	82	12	12	12	19	36	121	6.7

ROBERT WHALEY - 6-10, 260 - WALSH

APRIL 16, 1982

REGULAR SEASON

	G	GS	MIN	FG	FGA	PCT	3FG	3FGA	PCT	FT	FTA	PCT	OR	DR	REB	AST	STL	BLK	TO	PF	PTS	AVG
2007-08	21	9	271	43	93	.462	0	0	—	3	7	.429	18	42	60	14	7	7	20	59	89	4.2

MARCUS WHITE - 6-8, 214 - PURDUE

SEPTEMBER 27, 1983

REGULAR SEASON

	G	GS	MIN	FG	FGA	PCT	3FG	3FGA	PCT	FT	FTA	PCT	OR	DR	REB	AST	STL	BLK	TO	PF	PTS	AVG
2007-08	1	0	14	0	2	.000	0	0	—	0	0	—	0	3	3	0	1	0	1	2	0	0.0
2008-09	9	3	180	22	50	.440	0	0	—	13	17	.765	23	34	57	6	10	3	8	26	57	6.3
TOT	10	3	194	22	52	.423	0	0	—	13	17	.765	23	37	60	6	11	3	9	28	57	5.7

WENDELL WHITE - 6-6, 215 - UCLA

SEPTEMBER 3, 1984

REGULAR SEASON

	G	GS	MIN	FG	FGA	PCT	3FG	3FGA	PCT	FT	FTA	PCT	OR	DR	REB	AST	STL	BLK	TO	PF	PTS	AVG
2007-08	40	28	1122	209	403	.519	2	12	.167	52	80	.650	83	130	213	62	46	9	65	110	472	11.8

PLAYOFFS

	G	GS	MIN	FG	FGA	PCT	3FG	3FGA	PCT	FT	FTA	PCT	OR	DR	REB	AST	STL	BLK	TO	PF	PTS	AVG
2007-08	2	1	62	11	23	.478	0	2	.000	3	4	.750	4	6	10	5	9	0	4	7	25	12.5

C.J. WILLIAMS - 6-5, 224 - NORTH CAROLINA STATE

FEBRUARY 6, 1990

REGULAR SEASON

	G	GS	MIN	FG	FGA	PCT	3FG	3FGA	PCT	FT	FTA	PCT	OR	DR	REB	AST	STL	BLK	TO	PF	PTS	AVG
2013-14	49	26	1450	275	544	.506	97	220	.441	58	71	.817	67	160	227	94	61	27	55	129	705	14.4

PLAYOFFS

	G	GS	MIN	FG	FGA	PCT	3FG	3FGA	PCT	FT	FTA	PCT	OR	DR	REB	AST	STL	BLK	TO	PF	PTS	AVG
2013-14	2	2	74	11	23	.478	5	11	.455	6	6	1.00	2	8	10	4	3	1	1	11	33	16.5

JOHNATHAN WILLIAMS - 6-9, 225 - GONZAGA

MAY 22, 1995

REGULAR SEASON

	G	GS	MIN	FG	FGA	PCT	3FG	3FGA	PCT	FT	FTA	PCT	OR	DR	REB	AST	STL	BLK	TO	PF	PTS	AVG
2018-19	36	31	982	241	441	.546	10	40	.250	55	127	.433	121	192	313	60	26	34	71	91	547	15.2

JUSTIN WILLIAMS - 6-10, 225 - WYOMING

MAY 12, 1984

REGULAR SEASON

	G	GS	MIN	FG	FGA	PCT	3FG	3FGA	PCT	FT	FTA	PCT	OR	DR	REB	AST	STL	BLK	TO	PF	PTS	AVG
2011-12	1	0	3	0	0	—	0	0	—	0	0	—	0	0	0	0	0	0	0	1	0	0.0

SHAWNE WILLIAMS - 6-9, 230 - MEMPHIS

FEBRUARY 16, 1986

REGULAR SEASON

	G	GS	MIN	FG	FGA	PCT	3FG	3FGA	PCT	FT	FTA	PCT	OR	DR	REB	AST	STL	BLK	TO	PF	PTS	AVG
2013-14	23	21	723	160	351	.456	64	153	.418	87	108	.806	37	124	161	39	18	48	37	88	471	20.5

PLAYOFFS

	G	GS	MIN	FG	FGA	PCT	3FG	3FGA	PCT	FT	FTA	PCT	OR	DR	REB	AST	STL	BLK	TO	PF	PTS	AVG
2013-14	2	2	75	10	21	.476	1	7	.143	1	3	.333	10	10	20	7	2	1	8	6	22	11.0

ALL-TIME ROSTER WITH STATISTICS

TERRENCE WILLIAMS - 6-6, 220 - LOUISVILLE

JUNE 28, 1987

REGULAR SEASON

	G	GS	MIN	FG	FGA	PCT	3FG	3FGA	PCT	FT	FTA	PCT	OR	DR	REB	AST	STL	BLK	TO	PF	PTS	AVG
2013-14	32	26	1141	230	546	.421	85	223	.381	111	175	.634	21	139	160	204	46	7	88	39	656	20.5

PLAYOFFS

	G	GS	MIN	FG	FGA	PCT	3FG	3FGA	PCT	FT	FTA	PCT	OR	DR	REB	AST	STL	BLK	TO	PF	PTS	AVG
2013-14	2	2	71	18	45	.400	6	19	.316	2	6	.333	5	10	15	11	2	0	4	3	44	22.0

WESLEY WILSON - 6-11, 285 - GEORGETOWN

JANUARY 25, 1980

REGULAR SEASON

	G	GS	MIN	FG	FGA	PCT	3FG	3FGA	PCT	FT	FTA	PCT	OR	DR	REB	AST	STL	BLK	TO	PF	PTS	AVG
2006-07	27	10	561	106	192	.552	0	1	.000	32	42	.762	36	75	111	24	20	28	24	67	244	9.0

HORACE WORMELY - 5-7, 160 - VANGUARD

OCTOBER 22, 1984

REGULAR SEASON

	G	GS	MIN	FG	FGA	PCT	3FG	3FGA	PCT	FT	FTA	PCT	OR	DR	REB	AST	STL	BLK	TO	PF	PTS	AVG
2009-10	43	19	1232	97	233	.416	27	77	.351	75	92	.815	13	108	121	165	44	1	79	104	296	6.9

JAMES WRIGHT - 6-1, 185 - COLORADO

JUNE 26, 1981

REGULAR SEASON

	G	GS	MIN	FG	FGA	PCT	3FG	3FGA	PCT	FT	FTA	PCT	OR	DR	REB	AST	STL	BLK	TO	PF	PTS	AVG
2009-10	30	23	812	168	331	.508	17	44	.386	48	64	.750	8	36	44	90	16	3	45	27	401	13.4
2011-12	3	2	46	4	10	.400	0	0	—	0	2	.000	0	2	2	7	2	0	3	1	8	2.7
TOT	33	25	858	172	341	.504	17	44	.386	48	66	.727	8	38	46	97	18	3	48	28	409	12.4

SUN YUE - 6-9, 205 - CHINA

NOVEMBER 6, 1985

REGULAR SEASON

	G	GS	MIN	FG	FGA	PCT	3FG	3FGA	PCT	FT	FTA	PCT	OR	DR	REB	AST	STL	BLK	TO	PF	PTS	AVG
2008-09	6	6	199	23	58	.397	8	21	.381	5	7	.714	2	18	20	22	8	14	12	18	59	9.8

STEPHEN ZIMMERMAN - 6-11, 259 - UNLV

SEPTEMBER 9, 1996

REGULAR SEASON

	G	GS	MIN	FG	FGA	PCT	3FG	3FGA	PCT	FT	FTA	PCT	OR	DR	REB	AST	STL	BLK	TO	PF	PTS	AVG
2017-18	25	0	393	62	109	.569	0	2	.000	39	63	.619	44	77	121	24	14	24	37	46	163	6.5

IVICA ZUBAC - 7-1, 240 - BOSNIA & HERZEGOVINA

MARCH 18, 1997

REGULAR SEASON

	G	GS	MIN	FG	FGA	PCT	3FG	3FGA	PCT	FT	FTA	PCT	OR	DR	REB	AST	STL	BLK	TO	PF	PTS	AVG
2016-17	14	14	421	94	161	.584	4	11	.364	29	35	.829	29	108	137	18	2	14	45	48	221	15.8
2017-18	14	14	419	133	219	.607	1	6	.167	37	43	.860	48	80	128	23	6	31	32	28	304	21.7
TOT	28	28	840	227	380	.597	5	17	.294	66	78	.846	77	188	265	41	8	45	77	76	525	18.8



A basketball player in a purple and yellow uniform is shown in profile, looking upwards. The background is a basketball court with a basketball hoop and other players visible. The player's uniform has a yellow stripe on the side with the word "BAY" in purple letters. The background is a basketball court with a basketball hoop and other players visible.

PLAYOFF RECORDS

- 114 Year-by-Year Results
- 114 Head-to-Head vs. Opponents
- 115 Career Playoff Leaders
- 116 All-Time Single-Game Highs
- 117 All-Time Highs / Lows
- 118 Individual Playoff Records
- 119 Opp. All-Time Highs / Lows
- 120 All-Time Playoff Scores

YEAR-BY-YEAR PLAYOFF RESULTS / HEAD-TO-HEAD

YEAR-BY-YEAR PLAYOFF RESULTS

Year	QUARTERFINALS		SEMIFINALS		WESTERN FINALS		NBA G LEAGUE FINALS	
	Opponent	W-L	Opponent	W-L	Opponent	W-L	Opponent	W-L
2007	--	--	--	--	--	--	--	--
2008	Colorado	1-0	Idaho	0-1	--	--	--	--
2009	--	--	--	--	--	--	--	--
2010	--	--	--	--	--	--	--	--
2011*	--	--	--	--	--	--	--	--
2012	Iowa	2-0	Bakersfield	2-0	--	--	Austin	1-2
2013	--	--	--	--	--	--	--	--
2014	Santa Cruz	0-2	--	--	--	--	--	--
2015	--	--	--	--	--	--	--	--
2016	Reno	2-1	Austin	2-1	--	--	Sioux Falls	1-2
2017	Rio Grande Valley	1-2	--	--	--	--	--	--
2018	Oklahoma City	1-0	Reno	1-0	Austin	0-1	--	--
2019	--	--	--	--	--	--	--	--

HEAD-TO-HEAD PLAYOFF RESULTS VS. OPPONENTS

Team	G	Record	Series
Agua Caliente	-	-	-
Austin	7	3-4	1-2
Canton	-	-	-
Capital City	-	-	-
College Park	-	-	-
Delaware	-	-	-
Erie	-	-	-
Fort Wayne	-	-	-
Grand Rapids	-	-	-
Greensboro	-	-	-
Iowa	2	2-0	1-0
Lakeland	-	-	-
Long Island	-	-	-
Maine	-	-	-
Memphis	-	-	-
Northern Arizona	2	2-0	1-0
<i>(Bakersfield)</i>	2	2-0	1-0
Oklahoma City	1	1-0	1-0
Raptors	-	-	-
Rio Grande Valley	3	1-2	0-1
Salt Lake City	1	0-1	0-1
<i>(Idaho)</i>	1	0-1	0-1
Santa Cruz	-	-	-
Sioux Falls	3	1-2	0-1
Stockton	4	3-1	2-0
<i>(Reno)</i>	4	3-1	2-0
Texas	1	1-0	1-0
<i>(Colorado)</i>	1	1-0	1-0
Westchester	-	-	-
Windy City	-	-	-
Wisconsin	-	-	-

*South Bay did not field a team in 2010-11;

The NBA G League Playoffs moved to a three-round single-elimination format in 2017-18, culminating in a best-of-three NBA G League Finals



LAKERS PLAYOFF CAREER LEADERS

POINTS

Vander Blue	315
Justin Harper	222
Josh Magette	216
Andre Ingram	202
Ryan Gomes	181
Elijah Millsap	180
Malcolm Thomas	125
Mardy Collins	122
Orien Greene	97
Brandon Costner	90

GAMES PLAYED

Andre Ingram	24
Josh Magette	14
Vander Blue	12
Justin Harper	12
Speedy Smith	11
Brandon Costner	9
Elijah Millsap	9
Ryan Gomes	9
D.J. Shumpert	9
Michael Holyfield	9

MINUTES PLAYED

Andre Ingram	666
Josh Magette	544
Vander Blue	499
Justin Harper	429
Ryan Gomes	312
Elijah Millsap	291
Malcolm Thomas	243
Orien Greene	242
Mardy Collins	220
Travis Wear	186

ASSISTS

Josh Magette	108
Andre Ingram	41
Orien Greene	39
Vander Blue	35
Mardy Collins	33
Justin Harper	31
Scott Machado	27
Speedy Smith	26
Gary Payton II	19
Elijah Millsap	18

STEALS

Josh Magette	31
Orien Greene	24
Elijah Millsap	22
Vander Blue	22
Gary Payton II	13
Justin Harper	13
Andre Ingram	13
Mardy Collins	10
Wendell White	9
Ryan Gomes	9

BLOCKED SHOTS

Justin Harper	23
D.J. Shumpert	10
Zach Andrews	8
Brandon Costner	8
Malcolm Thomas	7
Gary Payton II	6
Brandon Wallace	6
Thomas Bryant	5
Jelani McCoy	5
Ryan Gomes	4

FIELD GOALS MADE

Vander Blue	109
Justin Harper	84
Josh Magette	79
Andre Ingram	69
Ryan Gomes	65
Mardy Collins	54
Elijah Millsap	54
Malcolm Thomas	44
Orien Greene	47
Brandon Costner	34

FIELD GOALS ATTEMPTED

Vander Blue	246
Justin Harper	175
Josh Magette	172
Andre Ingram	165
Ryan Gomes	140
Elijah Millsap	123
Mardy Collins	97
Orien Greene	85
Brandon Costner	81
Malcolm Thomas	72

FREE THROWS MADE

Vander Blue	82
Elijah Millsap	59
Ryan Gomes	39
Malcolm Thomas	36
Justin Harper	28
Josh Magette	24
Andre Ingram	23
David Nwaba	19
Brandon Costner	16
Otis George	15

FREE THROWS ATTEMPTED

Vander Blue	98
Elijah Millsap	69
Malcolm Thomas	48
Ryan Gomes	42
Justin Harper	37
Josh Magette	34
Andre Ingram	32
Mardy Collins	31
Brandon Costner	27
David Nwaba	22

3-PT FG MADE

Andre Ingram	41
Josh Magette	34
Justin Harper	26
Vander Blue	15
Travis Wear	15
Elijah Millsap	13
Ryan Gomes	12
Orien Greene	11
Speedy Smith	8
Kareem Rush	7

3-PT FG ATTEMPTED

Andre Ingram	105
Josh Magette	80
Justin Harper	70
Vander Blue	60
Ryan Gomes	42
Elijah Millsap	36
Travis Wear	34
Brandon Costner	31
Orien Greene	30
Speedy Smith	26

FG % (MIN. 20 FGM)

Malcolm Thomas	44-72	.611
Thomas Bryant	24-43	.558
Mardy Collins	54-97	.557
Gary Payton II	33-60	.550
David Nwaba	25-46	.543
Justin Harper	84-175	.480
Ryan Gomes	65-140	.464
Josh Magette	79-172	.459
Vander Blue	109-246	.443
Elijah Millsap	54-123	.439

3-PT FG% (MIN. 10 3FGA)

Troy Devries	9-18	.500
Scott Machado	5-11	.455
C.J. Williams	5-11	.455
Travis Wear	15-34	.441
Josh Magette	34-80	.425
Gary Payton II	4-10	.400
Andre Ingram	41-105	.390
Justin Harper	26-70	.371
Orien Greene	11-30	.367
Elijah Millsap	13-36	.361

FT % (MIN. 10 FTM)

Ryan Gomes	39-42	.929
Coby Karl	10-11	.909
David Nwaba	19-22	.864
Elijah Millsap	59-69	.855
Vander Blue	82-98	.837
Scott Machado	10-12	.833
Justin Harper	28-37	.757
Malcolm Thomas	36-48	.750
Andre Ingram	23-32	.719
Otis George	15-21	.714

REBOUNDS

Malcolm Thomas	86
Justin Harper	85
Ryan Gomes	76
Vander Blue	76
Andre Ingram	62
Elijah Millsap	51
Josh Magette	49
Otis George	39
Orien Greene	38
Brandon Costner	33
Travis Wear	33

OFF. REBOUNDS

Malcolm Thomas	28
Ryan Gomes	16
Justin Harper	16
Josh Magette	15
D.J. Shumpert	13
Vander Blue	12
Brandon Costner	11
Michael Holyfield	11
Orien Greene	10
Mardy Collins	10
Shawne Williams	10
Gary Payton II	10

DEF. REBOUNDS

Justin Harper	69
Vander Blue	64
Ryan Gomes	60
Malcolm Thomas	58
Andre Ingram	55
Elijah Millsap	42
Josh Magette	34
Otis George	30
Travis Wear	30
Orien Greene	28

LAKERS/OPPONENT SINGLE GAME PLAYOFF HIGHS

LAKERS ALL-TIME SINGLE GAME HIGHS

POINTS

Vander Blue	vs. RNO	4/7/16	43
Brandon Costner	vs. SCW	4/12/14	39
Ryan Gomes	@ AUS	4/20/16	35
Elijah Millsap	@ BAK	4/19/12	34
Justin Harper	@ RNO	4/10/16	34
Thomas Bryant	@ RNO	4/3/18	33
Elijah Millsap	@ AUS	4/24/12	33
Vander Blue	vs. AUS	4/14/16	33
Mardy Collins	vs. AUS	4/28/12	31
Vander Blue	vs. SXF	4/24/16	31

FIELD GOALS MADE

Brandon Costner	vs. SCW	4/12/14	15-29
Mardy Collins	vs. AUS	4/28/12	14-26
Vander Blue	vs. RNO	4/7/16	14-29
Justin Harper	@ RNO	4/10/16	14-22
Ryan Gomes	@ AUS	4/20/16	13-19
Gary Payton II	@ RNO	4/3/18	13-26
Thomas Bryant	@ RNO	4/3/18	12-18
Elijah Millsap	@ BAK	4/19/12	12-23
Terrence Williams	@ SCW	4/10/14	12-29
Gary Payton II	@ AUS	4/5/18	12-20

FREE THROWS MADE

Vander Blue	vs. AUS	4/14/16	16-18
Elijah Millsap	@ AUS	4/24/12	15-16
Malcolm Thomas	@ AUS	4/24/12	11-12
Vander Blue	vs. RNO	4/7/16	10-12
David Nwaba	vs. RGV	4/10/17	10-10
Elijah Millsap	vs. BAK	4/21/12	9-9
Vander Blue	vs. SXF	4/24/16	9-10

REBOUNDS

Malcolm Thomas	@ AUS	4/24/12	25*
Ryan Gomes	vs. RNO	4/7/16	16
Brandon Wallace	@ IDA	4/18/08	15
Malcolm Thomas	@ IWA	4/11/12	14
Malcolm Thomas	vs. AUS	4/26/12	14

ASSISTS

Josh Magette	vs. RGV	4/10/17	14
Scott Machado	@ OKL	3/31/18	13
Josh Magette	vs. AUS	4/14/16	13
Josh Magette	vs. RGV	4/8/17	11
Josh Magette	@ SXF	4/26/16	10
Mardy Collins	vs. BAK	4/21/12	9
Orien Greene	vs. BAK	4/21/12	9
Errick Craven	vs. COL	4/15/08	8
Josh Magette	vs. SXF	4/24/16	8
Terrence Williams	@ SCW	4/10/14	7
Josh Magette	vs. SCW	4/12/14	7
Josh Magette	vs. RNO	4/7/16	7
Josh Magette	@ RNO	4/10/16	7
Josh Magette	@ RNO	4/12/16	7
Josh Magette	@ RGV	4/6/17	7
Speedy Smith	@ RGV	4/6/17	7

STEALS

Wendell White	vs. COL	4/15/08	8*
Josh Magette	vs. SXF	4/24/16	7
Orien Greene	@ AUS	4/24/12	6
Gary Payton II	@ RNO	4/3/18	6

BLOCKED SHOTS

Gary Payton II	@ AUS	4/5/18	5
Jelani McCoy	@ IDA	4/18/08	4
Thomas Bryant	@ AUS	4/5/18	3
Brandon Costner	vs. SCW	4/12/14	3
Brandon Wallace	@ IDA	4/18/08	3
Brandon Wallace	vs. COL	4/15/08	3
Justin Harper	vs. RNO	4/7/16	3
Justin Harper	@ RNO	4/12/16	3
Justin Harper	@ AUS	4/18/16	3
Justin Harper	@ AUS	4/20/16	3
Justin Harper	@ SXF	4/26/16	3
Deshawn Stephens	vs. RGV	4/8/17	3

OPPONENT ALL-TIME SINGLE GAME HIGHS

POINTS

Seth Curry	@ SCW	4/10/14	44
Erick Green	vs. RNO	4/7/16	39
Erick Green	@ RNO	4/10/16	38
Isaiah Taylor	vs. RGV	4/8/17	35
Derrick White	@ AUS	4/5/18	35

FIELD GOALS MADE

Seth Curry	@ SCW	4/10/14	15-20
Erick Green	vs. RNO	4/7/16	14-23

FREE THROWS MADE

Luke Jackson	@ IDA	4/18/08	12-12
Jeremy Wise	@ BAK	4/19/12	12-14
Justin Dentmon	vs. AUS	4/26/12	12-14
Sheldon McClellan	vs. RGV	4/10/17	12-12

REBOUNDS

Lance Goulbourne	@ SCW	4/10/14	18
Ognjen Kuzmic	@ SCW	4/10/14	18
Chianu Onuaku	@ RGV	4/6/17	18
Cory Violette	@ IDA	4/18/08	13
Ben Strong	@ IWA	4/11/12	13
Lance Goulbourne	vs. SCW	4/12/14	13

ASSISTS

Brandon Ewing	@ IWA	4/11/12	11
David Stockton	vs. RNO	4/7/16	11
David Stockton	@ RNO	4/10/16	11

STEALS

Brad Wanamaker	vs. AUS	4/26/12	4
Terrance Woodbury	vs. AUS	4/26/12	4

BLOCKED SHOTS

Matt Costello	@ AUS	4/5/18	9
Walter Tavares	vs. AUS	4/14/16	5
Chianu Onuaku	@ RGV	4/6/17	5

* Denotes NBA G League Record



LAKERS ALL-TIME PLAYOFF HIGHS / LOWS

CONSECUTIVE WINS

Overall	5		2012
One Season	5		2012
At Home	3		2012
On the Road	3		2012, 2016

MOST POINTS

Game	127	@ SCW	4/10/14
	127	vs. RNO	4/7/16
	127	@ RGV	4/6/17
Half	73	vs. RNO	4/7/16
Quarter	47*	vs. RNO	4/7/16
OT Period	16	@ AUS	4/24/12

MOST FG MADE

Game	52	@ SCW	4/10/14
------	----	-------	---------

MOST FG ATTEMPTED

Game	106	@ SCW	4/10/14
	106	vs. SCW	4/12/14

HIGHEST FG %

Game	.592	@ AUS (45-76)	4/20/16
------	------	---------------	---------

MOST 3-PT FG MADE

Game	20	@ OKL	3/31/18
------	----	-------	---------

MOST 3-PT FG ATTEMPTED

Game	42	@ RNO	4/10/16
------	----	-------	---------

HIGHEST 3-PT FG %

Game	.583	vs. RGV (14-24)	4/8/17
------	------	-----------------	--------

MOST FT MADE

Game	39	@ AUS	4/24/12
------	----	-------	---------

MOST FT ATTEMPTED

Game	50	@ AUS	4/24/12
------	----	-------	---------

HIGHEST FT %

Game	.952	@ AUS (20-21)	4/20/16
------	------	---------------	---------

MOST REBOUNDS

Game	62	vs. AUS	4/24/12
------	----	---------	---------

MOST OFFENSIVE REBOUNDS

Game	22	@ SCW	4/10/14
------	----	-------	---------

MOST DEFENSIVE REBOUNDS

Game	45	@ AUS	4/24/12
	45	vs. RNO	4/7/16

MOST ASSISTS

Game	38	@ OKL	3/31/18
------	----	-------	---------

MOST PERSONAL FOULS

Game	32	vs. AUS	4/26/12
------	----	---------	---------

MOST STEALS

Game	16	@ BAK	4/19/12
	16	@ SCW	4/10/14

MOST BLOCKED SHOTS

Game	8	@ AUS	4/5/18
------	---	-------	--------

MOST TURNOVERS

Game	24	vs. AUS	4/26/12
------	----	---------	---------

CONSECUTIVE LOSSES

Overall	4	2012-14
One Season	2	2012, 2014
At Home	3	2012-14
On the Road	2	2014-16

FEWEST POINTS

Game	63	@ SXF	4/27/16
Half	28	@ SXF	4/27/16
Quarter	13	@ SXF	4/27/16
OT Period	6	@ RGV	4/6/17

FEWEST FG MADE

Game	23	@ SXF	4/27/16
------	----	-------	---------

FEWEST FG ATTEMPTED

Game	71	vs. IWA	4/14/12
------	----	---------	---------

LOWEST FG %

Game	.295	@ SXF (23-78)	4/27/16
------	------	---------------	---------

FEWEST 3-PT FG MADE

Game	1	@ SXF	4/27/16
------	---	-------	---------

FEWEST 3-PT FG ATTEMPTED

Game	15	vs. COL	4/15/08
------	----	---------	---------

LOWEST 3-PT FG %

Game	.050	@ SXF (1-20)	4/27/16
------	------	--------------	---------

FEWEST FT MADE

Game	7	@ OKL	3/31/18
------	---	-------	---------

FEWEST FT ATTEMPTED

Game	11	@ OKL	3/31/18
------	----	-------	---------

LOWEST FT %

Game	.550	vs. BAK (11-20)	4/21/12
------	------	-----------------	---------

FEWEST REBOUNDS

Game	25	vs. SXF	4/24/16
------	----	---------	---------

FEWEST OFFENSIVE REBOUNDS

Game	3	vs. AUS	4/14/16
------	---	---------	---------

FEWEST DEFENSIVE REBOUNDS

Game	20	vs. SXF	4/24/16
------	----	---------	---------

FEWEST ASSISTS

Game	8	@ SXF	4/27/16
------	---	-------	---------

FEWEST PERSONAL FOULS

Game	15	vs. IWA	4/14/12
------	----	---------	---------

FEWEST TURNOVERS

Game	6	@ RNO	4/10/16
------	---	-------	---------

* Denotes NBA G League Record

LAKERS INDIVIDUAL PLAYOFF RECORDS

POINTS

Game	43	Vander Blue	vs. RNO	4/7/16
Half	25	Vander Blue	vs. RNO	4/7/16
Quarter	18	Vander Blue	vs. RNO	4/7/16

FIELD GOAL % (MIN. 8 FGM)

Game	.846	Justin Harper (11-13)	@ AUS	4/20/16
Half	n/a	-	-	-
Quarter	n/a	-	-	-

FIELD GOALS MADE

Game	15	Brandon Costner	vs. SCW	4/12/14
Half	10	Vander Blue	vs. RNO	4/7/16
Quarter	7	Mardy Collins	vs. BAK	4/21/12
	7	Vander Blue	vs. RNO	4/7/16

FIELD GOALS ATTEMPTED

Game	29	Terrence Williams	@ SCW	4/10/14
	29	Brandon Costner	vs. SCW	4/12/14
	29	Vander Blue	vs. RNO	4/7/16
Half	19	Vander Blue	vs. RNO	4/7/16
Quarter	11	Vander Blue	vs. RNO	4/7/16
	11	Vander Blue	@ RNO	4/12/16

3-PT FIELD GOALS MADE

Game	6	Andre Ingram	@ OKL	3/31/18
Half	n/a	-	-	-
Quarter	n/a	-	-	-

3-PT FIELD GOALS ATTEMPTED

Game	11	Terrence Williams	@ SCW	4/10/14
Half	8	Terrence Williams	@ SCW	4/10/14
Quarter	5	Terrence Williams	@ SCW	4/10/14
	5	Justin Harper	vs. AUS	4/14/16
	5	Troy Devries	@ RGV	4/6/17

3-PT FIELD GOAL % (MIN. 5 ATT.)

Game	.714	Jamario Moon (5-7)	@ IWA	4/11/12
------	------	--------------------	-------	---------

FREE THROWS MADE

Game	16	Vander Blue	vs. AUS	4/14/16
Half	9	Elijah Millsap	@ AUS	4/24/12
Quarter	8	Ryan Gomes	vs. RNO	4/7/16

FREE THROWS ATTEMPTED

Game	18	Vander Blue	vs. AUS	4/14/16
Half	10	Vander Blue	vs. AUS	4/14/16
	10	Elijah Millsap	@ AUS	4/24/12
Quarter	8	Jamario Moon	@ IWA	4/11/12
	8	Ryan Gomes	vs. RNO	4/7/16

REBOUNDS

Game	25	Malcolm Thomas	@ AUS	4/24/12
Half	12	Malcolm Thomas	@ AUS	4/24/12
Quarter	9	Brandon Wallace	@ IDA	4/18/08

OFFENSIVE REBOUNDS

Game	6	Malcolm Thomas	@ AUS	4/24/12
	6	Travis Hyman	@ SCW	4/10/14
	6	Shawne Williams	@ SCW	4/10/14

DEFENSIVE REBOUNDS

Game	19	Malcolm Thomas	@ AUS	4/24/12
------	----	----------------	-------	---------

ASSISTS

Game	14	Josh Magette	vs. RGV	4/10/17
Half	9	Josh Magette	vs. RGV	4/10/17
Quarter	6	Scott Machado	@ OKL	3/31/18
	6	Josh Magette	vs. AUS	4/14/16

STEALS

Game	8	Wendell White	vs. COL	4/15/08
Half	5	Elijah Millsap	@ SCW	4/10/14
Quarter	5	Elijah Millsap	@ SCW	4/10/14

BLOCKED SHOTS

Game	5	Gary Payton II	@ AUS	4/5/18
Half	n/a	-	-	-
Quarter	n/a	-	-	-

* Denotes NBA G League Record



OPPONENT ALL-TIME PLAYOFF HIGHS / LOWS

MOST POINTS

Game	140	@ SCW	4/10/14
	140	vs. RGV	4/10/17
Half	81	@ SCW	4/10/14
Quarter	45	vs. RGV	4/10/17
OT Period	14	@ RGV	4/6/17

HIGHEST FG %

Game	.560	@ SCW (51-91)	4/10/14
------	------	---------------	---------

MOST FG MADE

Game	51	@ SCW	4/10/14
------	----	-------	---------

MOST FG ATTEMPTED

Game	98	vs. RNO	4/7/16
------	----	---------	--------

HIGHEST 3-PT FG %

Game	.487	@ RNO (19-39)	4/10/16
------	------	---------------	---------

MOST 3-PT FG MADE

Game	19	@ RNO	4/10/16
------	----	-------	---------

MOST 3-PT FG ATTEMPTED

Game	41	vs. RGV	4/10/17
------	----	---------	---------

HIGHEST FT %

Game	.909	@ IWA (20-22)	4/11/12
------	------	---------------	---------

MOST FT MADE

Game	40	vs. AUS	4/26/12
------	----	---------	---------

MOST FT ATTEMPTED

Game	49	vs. AUS	4/26/12
------	----	---------	---------

MOST REBOUNDS

Game	59	vs. SCW	4/12/14
------	----	---------	---------

MOST OFFENSIVE REBOUNDS

Game	16	@ RNO	4/3/18
	16	@ SCW	4/10/14

MOST DEFENSIVE REBOUNDS

Game	46	vs. SCW	4/12/14
------	----	---------	---------

MOST ASSISTS

Game	28	vs. SCW	4/12/14
------	----	---------	---------

MOST PERSONAL FOULS

Game	33	@ AUS	4/24/12
------	----	-------	---------

MOST STEALS

Game	17	vs. AUS	4/26/12
------	----	---------	---------

MOST BLOCKED SHOTS

Game	16	@ AUS	4/5/18
------	----	-------	--------

MOST TURNOVERS

Game	25	vs. COL	4/15/08
------	----	---------	---------

FEWEST POINTS

Game	88	vs. IWA	4/14/12
Half	32	vs. IWA	4/14/12
Quarter	12	@ IWA	4/11/12
OT Period	8	@ AUS	4/24/12

LOWEST FG %

Game	.404	@ AUS (36-89)	4/24/12
------	------	---------------	---------

FEWEST FG MADE

Game	30	@ IDA	4/18/08
------	----	-------	---------

FEWEST FG ATTEMPTED

Game	69	@ BAK	4/19/12
------	----	-------	---------

LOWEST 3-PT FG %

Game	.182	@ AUS (2-11)	4/18/16
------	------	--------------	---------

FEWEST 3-PT FG MADE

Game	2	@ AUS	4/18/16
------	---	-------	---------

FEWEST 3-PT FG ATTEMPTED

Game	11	@ AUS	4/18/16
------	----	-------	---------

LOWEST FT %

Game	.667	@ OKL (18-27)	3/31/18
	.667	vs. COL (22-33)	4/15/08

FEWEST FT MADE

Game	10	@ AUS	4/5/18
	10	vs. IWA	4/14/12

FEWEST FT ATTEMPTED

Game	12	vs. IWA	4/14/12
------	----	---------	---------

FEWEST REBOUNDS

Game	35	vs. AUS	4/26/12
	35	@ AUS	4/20/16

FEWEST OFFENSIVE REBOUNDS

Game	6	@ RNO	4/12/16
------	---	-------	---------

FEWEST DEFENSIVE REBOUNDS

Game	26	vs. AUS	4/26/12
------	----	---------	---------

FEWEST ASSISTS

Game	12	@ AUS	4/18/16
------	----	-------	---------

FEWEST PERSONAL FOULS

Game	14	@ OKL	3/31/18
------	----	-------	---------

FEWEST STEALS

Game	2	@ RNO	4/10/16
------	---	-------	---------

FEWEST BLOCKED SHOTS

Game	1	@ IWA	4/11/12
------	---	-------	---------

FEWEST TURNOVERS

Game	38	@ RNO	4/10/16
------	----	-------	---------

ALL-TIME PLAYOFF SCORES

2008

NBA D-League Quarterfinals (1-0)

4/15 vs. Colorado 102-95 W 1-0

NBA D-League Semifinals (0-1)

4/18 @ Idaho 90-97 L 0-1

2012

NBA D-League Quarterfinals (2-0)

4/11 @ Iowa 114-103 W 1-0

4/14 vs. Iowa 89-88 W 2-0

NBA D-League Semifinals (2-0)

4/19 @ Bakersfield 109-104 W 1-0

4/21 vs. Bakersfield 109-90 W 2-0

NBA D-League Finals (1-2)

4/24 @ Austin 109-101 (OT) W 1-0

4/26 vs. Austin 94-113 L 1-1

4/28 vs. Austin 110-122 L 1-2

2014

NBA D-League Quarterfinals (0-2)

4/10 @ Santa Cruz 127-140 L 0-1

4/12 vs. Santa Cruz 126-138 L 0-2

2016

NBA D-League Quarterfinals (2-1)

4/7 vs. Reno 127-116 W 1-0

4/10 @ Reno 116-123 L 1-1

4/12 @ Reno 111-108 W 2-1

NBA D-League Semifinals (2-1)

4/14 vs. Austin 102-97 W 1-0

4/18 @ Austin 83-91 L 1-1

4/20 @ Austin 117-104 W 2-1

NBA D-League Finals (1-2)

4/24 vs. Sioux Falls 99-104 L 0-1

4/26 @ Sioux Falls 109-102 W 1-1

4/27 @ Sioux Falls 63-91 L 1-2

2017

NBA D-League Quarterfinals (1-2)

4/6 @ Rio Grande Valley 116-124 L 0-1

4/8 vs. Rio Grande Valley 126-124 W 1-0

4/10 vs. Rio Grande Valley 127-140 L 1-2

2018

NBA G League Western Conference Quarterfinals (1-0)

3/31 @ Oklahoma City 125-105 W 1-0

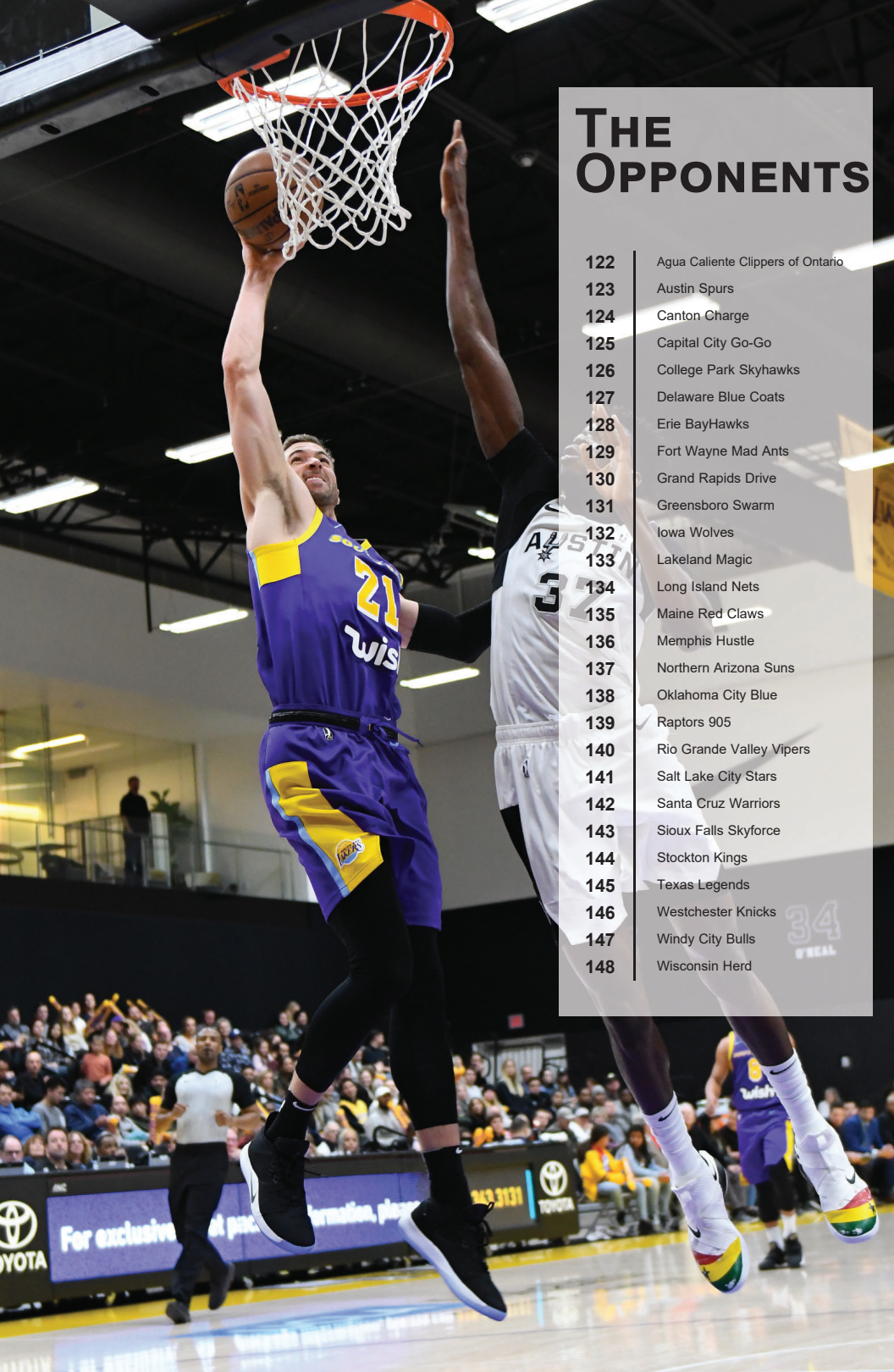
NBA G League Western Conference Semifinals (1-0)

4/3 @ Reno 126-109 W 1-0

NBA G League Western Conference Finals (0-1)

4/5 @ Austin 93-104 L 0-1





THE OPPONENTS

- 122 Agua Caliente Clippers of Ontario
- 123 Austin Spurs
- 124 Canton Charge
- 125 Capital City Go-Go
- 126 College Park Skyhawks
- 127 Delaware Blue Coats
- 128 Erie BayHawks
- 129 Fort Wayne Mad Ants
- 130 Grand Rapids Drive
- 131 Greensboro Swarm
- 132 Iowa Wolves
- 133 Lakeland Magic
- 134 Long Island Nets
- 135 Maine Red Claws
- 136 Memphis Hustle
- 137 Northern Arizona Suns
- 138 Oklahoma City Blue
- 139 Raptors 905
- 140 Rio Grande Valley Vipers
- 141 Salt Lake City Stars
- 142 Santa Cruz Warriors
- 143 Sioux Falls Skyforce
- 144 Stockton Kings
- 145 Texas Legends
- 146 Westchester Knicks
- 147 Windy City Bulls
- 148 Wisconsin Herd

34
REAL



For exclusive information, please



AGUA CALIENTE CLIPPERS OF ONTARIO



Agua Caliente Clippers of Ontario

Affiliate: LA Clippers
1947 East Convention Center Way, Ontario, CA 91764
phone: (909) 406-9090 / www.acclippers.com

BASKETBALL DIRECTORY / GENERAL INFORMATION

Owner: L.A. Clippers, LLC
General Manager: Dee Brown
Head Coach: Brian Adams
Assistant Coaches: Eugene Burroughs, Zendon Hamilton, Brian Boyle
Head Athletic Trainer: Colby Claridy
Public Relations: Colette Garcia
Home Court: Toyota Arena (10,832) - opened in 2008
Colors: Red, Blue, Silver

FRANCHISE TIMELINE / LAKERS RECORD

Agua Caliente Clippers of Ontario (founded 2017-18) W/L: 3-5

ALL-TIME WIN / LOSS

	Home	Away	Neutral	Overall
Lakers vs. Clippers	2-2	1-3	-	3-5

2018-19 RESULTS

11/20/18 vs. ACC	120-125, OT (L)	3/7/19	vs. ACC	110-95 (W)
1/22/19 @ ACC	115-125 (L)	3/9/19	@ ACC	110-122 (L)

2019-20 MEETINGS

11/13/19 @ ACC	7:00 pm	3/10/20 @ ACC	7:00 pm
2/29/20 vs. ACC	5:00 pm	3/13/20 vs. ACC	7:00 pm

LAKERS 2018-19 STATISTICS VS. AGUA CALIENTE

	G	MIN	FG	FGA	FG%	FG3	FG3A	FG3%	FT	FTA	FT%	OFF	DEF	TOT	AST	PF	STL	TO	BLK	PTS	P/G
Machado	4	144	34	70	.486	4	18	.222	21	24	.875	2	12	14	39	6	4	17	1	93	23.3
Berry II	2	64	17	34	.500	5	15	.333	1	2	.500	1	2	3	11	8	1	8	1	40	20.0
Williams	2	62	19	33	.576	1	3	.333	1	7	.143	10	10	20	3	2	3	1	1	40	20.0
Hawes	2	46	12	30	.400	7	13	.538	3	7	.429	4	9	13	7	7	3	4	3	34	17.0
Harper	3	85	16	40	.400	10	24	.417	6	6	1.000	5	11	16	10	3	3	3	1	48	16.0
Wear	3	105	18	39	.462	6	19	.316	5	9	.556	2	17	19	9	11	5	4	0	47	15.7
Ingram	2	66	8	18	.444	5	9	.556	5	6	.833	1	13	14	1	3	3	4	0	26	13.0
Caruso	1	22	4	13	.308	0	4	.000	3	4	.750	3	1	4	3	2	0	1	0	11	11.0
Holland	1	39	5	12	.417	0	2	.000	0	0	---	3	4	7	3	3	4	0	0	10	10.0
Jones	4	107	18	32	.563	3	5	.600	1	3	.333	21	22	43	15	7	10	10	5	40	10.0
Allen	3	69	8	24	.333	1	5	.200	3	4	.750	1	8	9	3	4	1	4	3	20	6.7
Griffin	1	10	3	4	.750	0	0	---	0	2	.000	1	2	3	1	1	0	0	0	6	6.0
Jack	1	15	3	6	.500	0	0	---	0	3	.000	2	3	5	1	2	1	1	0	6	6.0
Bonga	2	33	5	14	.357	1	2	.500	0	0	---	2	5	7	3	6	0	2	0	11	5.5
Heyer	3	50	5	9	.556	3	4	.750	0	0	---	0	9	9	1	8	1	0	0	13	4.3
Carroll	3	51	3	17	.176	1	7	.143	3	4	.750	2	5	7	3	3	4	1	2	10	3.3

CURRENT STREAK

Lost 1

LAST HOME LOSS

11/20/18 (120-125, OT)

CURRENT HOME STREAK

Won 1

LAST ROAD LOSS

3/9/19 (110-122)

CURRENT ROAD STREAK

Lost 2

LARGEST WINNING MARGIN

26 @ Agua Caliente, 2/22/18 (119-93)

LAST HOME WIN

3/7/19 (110-95)

LARGEST LOSING MARGIN

12 @ Agua Caliente, 3/9/19 (110-122)

LAST ROAD WIN

2/22/18 (119-93)

MOST POINTS SCORED

120 vs. Agua Caliente, 11/20/18

MOST POINTS ALLOWED

125 vs. Agua Caliente, 11/20/18

125 @ Agua Caliente, 1/22/19

FEWEST POINTS SCORED

99 vs. Agua Caliente, 12/2/17

FEWEST POINTS ALLOWED

93 @ Agua Caliente, 2/22/18

HIGH INDIV. GAME (LAKERS)

28, Gary Payton II @ Agua Caliente, 2/22/18

28, Scott Machado @ Agua Caliente, 1/22/19

HIGH INDIV. GAME (CLIPPERS)

35, Johnathan Motley vs. Agua Caliente, 11/20/18



Austin Spurs

Affiliate: San Antonio Spurs
 13581 Pond Springs Rd. Ste. 108, Austin, TX 78729
 phone: (512) 236-8333 / www.austinspurs.com

BASKETBALL DIRECTORY / GENERAL INFORMATION

Owner: Spurs Sports & Entertainment
 General Manager: Andy Birdsong
 Head Coach: Blake Ahearn
 Assistant Coaches: Peter Bozic, Reece Gaines, Matt Nielsen
 Head Athletic Trainer: Carl White
 Public Relations: Perri Travillion, Amanda Janczak
 Home Court: H-E-B Center at Cedar Park (7,200) - opened in 2009
 Colors: Black, White and Silver



FRANCHISE TIMELINE / LAKERS RECORD

Columbus Riverdragons	(founded 2001-02)	W/L: 0-0
Austin Toros	(founded 2005-06)	W/L: 9-8
Austin Spurs	(founded 2014-15)	W/L: 9-9

ALL-TIME WIN / LOSS

	Home	Away	Neutral	Overall
All-Time Totals	11-7	6-10	1-0	18-17
<i>Lakers vs. Spurs</i>	6-4	3-5	-	9-9

2018-19 RESULTS

1/18/19 @ Austin	114-122 (L)	3/16/19 vs. Austin	131-123 (W)
2/22/19 vs. Austin	115-95 (W)		

2019-20 MEETINGS

11/29/19 @ Austin	5:30 pm	2/20/20 @ Austin	5:30 pm
1/12/20 vs. Austin	5:00 pm	3/11/20 vs. Austin	7:00 pm

LAKERS 2018-19 STATISTICS VS. AUSTIN

	G	MIN	FG	FGA	FG%	F3	F3A	F3%	FT	FTA	FT%	OFF	DEF	TOT	AST	PF	STL	TO	BLK	PTS	P/G
Hawes	1	34	10	15	.667	4	6	.667	5	6	.833	0	6	6	4	3	3	3	2	29	29.0
Williams	2	58	21	30	.700	1	3	.333	3	7	.429	10	9	19	3	7	2	1	1	46	23.0
Machado	3	98	21	50	.420	3	13	.231	9	10	.900	1	7	8	28	4	4	7	0	54	18.0
Caruso	1	33	3	14	.214	0	2	.000	7	8	.875	1	2	3	6	0	1	2	0	13	13.0
Jones	3	75	18	30	.600	0	1	.000	2	4	.500	12	18	30	3	5	8	4	1	38	12.7
Carroll	2	40	9	19	.474	2	4	.500	5	7	.714	3	4	7	2	3	1	1	0	25	12.5
Wear	3	89	12	33	.364	6	17	.353	7	9	.778	0	13	13	7	8	1	2	3	37	12.3
Bonga	2	61	7	19	.368	0	5	.000	10	11	.909	8	8	16	6	6	3	4	1	24	12.0
Ingram	2	40	7	17	.412	2	9	.222	3	3	1.000	0	2	2	1	3	3	1	0	19	9.5
Heyer	3	67	10	15	.667	3	5	.600	4	4	1.000	3	5	8	3	10	2	3	0	27	9.0
Harper	3	63	9	28	.321	4	14	.286	0	0	---	3	3	6	14	5	1	2	0	22	7.3
Griffin	1	10	1	1	1.000	0	0	---	5	6	.833	0	1	1	1	2	0	1	0	7	7.0
Allen	3	54	7	16	.438	1	2	.500	4	8	.500	2	5	7	5	3	1	2	0	19	6.3

CURRENT STREAK

Won 2

LAST HOME LOSS

12/13/15 (105-116)

MOST POINTS ALLOWED

140 @ Austin, 3/24/18

CURRENT HOME STREAK

Won 6

LAST ROAD LOSS

1/18/19 (114-122)

FEWEST POINTS SCORED

90 @ Austin, 12/27/08

CURRENT ROAD STREAK

Lost 2

LARGEST WINNING MARGIN

28 @ Austin, 1/29/17 (132-104)

FEWEST POINTS ALLOWED

87 @ Austin, 12/26/06

LAST HOME WIN

3/16/19 (131-123)

LARGEST LOSING MARGIN

16 @ Austin, 1/28/10 (103-119)

HIGH INDIV. GAME (LAKERS)

34, Ryan Kelly vs. Austin, 12/13/15

LAST ROAD WIN

11/18/17 (113-96)

MOST POINTS SCORED

132 @ Austin, 1/29/17

HIGH INDIV. GAME (SPURS)

40, Ronald Murray @ Austin, 3/20/14

CANTON CHARGE



Canton Charge

Affiliate: Cleveland Cavaliers
 1101 Market Ave. N., Canton, OH 44702
 phone: (866) 444-1944 / www.cantoncharge.com

BASKETBALL DIRECTORY / GENERAL INFORMATION

Owner: Dan Gilbert
 General Manager: Mike Gansey
 Head Coach: Nate Reinking
 Assistant Coaches: Kendall Chones, Bryan Tibaldi, Tyler Neal, Austin Peterson
 Head Athletic Trainer: Kevin Kamlowsky
 Public Relations: Sean Wyatt, Joanna Radov
 Home Court: Canton Memorial Civic Center (3,890) - opened in 1951
 Colors: Wine and Gold

FRANCHISE TIMELINE / LAKERS RECORD

Huntsville Flight	(founded 2001-02)	W/L: 0-0
Albuquerque Thunderbirds	(founded 2005-06)	W/L: 7-8
New Mexico Thunderbirds	(founded 2010-11)	W/L: 0-0
Canton Charge	(founded 2011-12)	W/L: 6-4

ALL-TIME WIN / LOSS

	Home	Away	Neutral	Overall
All-Time Totals	7-6	6-5	0-1	13-12
<i>Lakers vs. Charge</i>	3-12	3-1	0-1	6-4

2018-19 RESULTS

1/12/19 vs. Canton 115-122, OT (L)

2019-20 MEETINGS

LAKERS 2018-19 STATISTICS VS. CANTON

	G	MIN	FG	FGA	FG%	F3G	F3GA	F3%	FT	FTA	FT%	OFF	DEF	TOT	AST	PF	STL	TO	BLK	PTS	P/IG
Mykhailiuk	1	35	12	24	.500	3	11	.273	2	2	1.000	1	3	4	2	0	0	5	1	29	29.0
Jones	1	21	7	12	.583	1	2	.500	2	2	1.000	3	10	13	4	0	1	2	1	17	17.0
Wagner	1	29	7	14	.500	3	9	.333	0	1	.000	1	8	9	5	3	0	1	2	17	17.0
Ingram	1	21	5	8	.625	5	8	.625	0	0	---	1	1	2	1	1	1	2	0	15	15.0
Wear	1	29	5	10	.500	3	8	.375	0	0	---	0	4	4	1	2	1	2	0	13	13.0
Williams	1	21	3	5	.600	0	1	.000	2	2	1.000	1	1	2	4	3	1	0	1	8	8.0
Machado	1	29	2	9	.222	0	3	.000	2	2	1.000	1	3	4	6	1	0	3	0	6	6.0
Bonga	1	33	2	10	.200	1	5	.200	0	0	---	1	8	9	7	4	1	2	1	5	5.0
Harper	1	18	2	4	.500	0	2	.000	0	0	---	1	0	1	2	0	0	1	0	4	4.0
Allen	1	14	0	2	.000	0	1	.000	1	2	.500	1	0	1	0	2	0	1	0	1	1.0

CURRENT STREAK

Lost 1

LAST HOME LOSS

1/12/19 (115-122, OT)

MOST POINTS ALLOWED

122 vs. Canton, 1/12/19

CURRENT HOME STREAK

Lost 1

LAST ROAD LOSS

12/30/14 (87-115)

FEWEST POINTS SCORED

81 @ Albuquerque, 1/19/07

CURRENT ROAD STREAK

Won 1

LARGEST WINNING MARGIN

40 vs. Canton, 1/30/12 (127-87)

FEWEST POINTS ALLOWED

90 vs. Albuquerque, 12/29/09

LAST HOME WIN

1/14/17 (122-118, OT)

LARGEST LOSING MARGIN

28 @ Canton, 12/30/14 (87-115)

HIGH INDIV. GAME (LAKERS)

40, Vander Blue vs. Canton, 1/14/17

LAST ROAD WIN

12/22/17 (114-109)

MOST POINTS SCORED

130 @ Canton, 3/15/14

HIGH INDIV. GAME (CHARGE)

42, Alando Tucker at Albuquerque, 3/16/08



Capital City Go-Go
 Affiliate: Washington Wizards
 1100 Oak Drive SE Washington, D.C. 20032
 phone: (202) 292-1058 / www.capitalcitygogo.com



BASKETBALL DIRECTORY / GENERAL INFORMATION

Owner: Ted Leonis
 General Manager: Pops Mensah-Bonsu
 Head Coach: Ryan Richman
 Assistant Coaches: Dan Tacheny, Phil Goss, David Noel, Jimmy Bradshaw
 Head Athletic Trainer: Carlos Bustamante
 Public Relations: Matt Quinn
 Home Court: Entertainment & Sports Arena in Congress Heights (4,200) - opened in 2018
 Colors: Red, White and Blue

FRANCHISE TIMELINE / LAKERS RECORD

Capital City Go-Go (founded 2018-19) W/L: 0-1

ALL-TIME WIN / LOSS

	Home	Away	Neutral	Overall
All-Time Totals	0-1	-	-	0-1

2018-19 RESULTS

12/13/18 vs. Capital City 106-107 (L)

2019-20 MEETINGS

LAKERS 2018-19 STATISTICS VS. CAPITAL CITY

	G	MIN	FG	FGA	FG%	FG3	FG3A	FG3%	FT	FTA	FT%	OFF	DEF	TOT	AST	PF	STL	TO	BLK	PTS	P/G
Wear	1	33	7	16	.438	5	11	.455	2	4	.500	0	4	4	1	3	1	0	1	21	21.0
Williams	1	38	9	15	.600	0	2	.000	0	0	---	3	8	11	3	2	1	2	3	18	18.0
Berry II	1	19	5	9	.556	3	6	.500	0	0	---	0	2	2	3	0	0	2	1	13	13.0
Machado	1	28	3	11	.273	1	2	.500	6	6	1.000	2	3	5	7	2	4	4	0	13	13.0
Caruso	1	28	5	8	.625	1	2	.500	1	2	.500	0	2	2	6	2	1	4	0	12	12.0
Jones	1	23	5	6	.833	1	1	1.000	0	0	---	2	5	7	4	0	3	4	1	11	11.0
Allen	1	16	4	8	.500	0	1	.000	0	2	.000	2	4	6	0	1	0	1	0	8	8.0
Griffin	1	16	3	6	.500	0	0	---	1	2	.500	2	1	3	0	0	1	0	0	7	7.0
Harper	1	9	1	4	.250	1	3	.333	0	0	---	0	0	0	0	5	2	3	0	3	3.0
Ingram	1	23	0	5	.000	0	4	.000	0	0	---	0	2	2	1	0	0	0	0	0	0.0
Heyer	1	7	0	0	---	0	0	---	0	0	---	0	1	1	1	1	1	0	0	0	0.0

CURRENT STREAK

Lost 1

LAST HOME LOSS

12/13/18 (106-107)

MOST POINTS ALLOWED

107 vs. Capital City, 12/13/18

CURRENT HOME STREAK

LAST ROAD LOSS

FEWEST POINTS SCORED

106 vs. Capital City, 12/13/18

CURRENT ROAD STREAK

LARGEST WINNING MARGIN

FEWEST POINTS ALLOWED

107 vs. Capital City, 12/13/18

LAST HOME WIN

LARGEST LOSING MARGIN

1 vs. Capital City, 12/13/18 (106-107)

HIGH INDIV. GAME (LAKERS)

21, Travis Wear vs. Capital City, 12/13/18

LAST ROAD WIN

MOST POINTS SCORED

106 vs. Capital City, 12/13/18

HIGH INDIV. GAME (Go-Go)

28, Jordan McRae vs. Capital City, 12/13/18

COLLEGE PARK SKYHAWKS



College Park Skyhawks

Affiliate: Atlanta Hawks
 101 Marietta St. NW Suite 1100, Atlanta, GA 30303
 phone: (404) 878-3800 / www.cpskyhawks.com

BASKETBALL DIRECTORY / GENERAL INFORMATION

Owner: Atlanta Hawks
 General Manager: Derek Pierce
 Head Coach: Noel Gillespie
 Assistant Coaches: Calbert Cheaney, Shelden Williams, Mfon Udofia, Therian Williams
 Head Athletic Trainer: Cally Beltz
 Public Relations: Alli Ehrhardt
 Home Court: Gateway Center Arena (3,500) - opened in 2019
 Colors: Red, Yellow and Black

FRANCHISE TIMELINE / LAKERS RECORD

College Park Skyhawks (founded 2018-19) W/L: 0-0

ALL-TIME WIN / LOSS

	Home	Away	Neutral	Overall
All-Time Totals	-	-	-	-

2018-19 RESULTS

2019-20 MEETINGS

LAKERS 2018-19 STATISTICS VS. COLLEGE PARK

<u>CURRENT STREAK</u>	<u>LAST HOME LOSS</u>	<u>MOST POINTS ALLOWED</u>
<u>CURRENT HOME STREAK</u>	<u>LAST ROAD LOSS</u>	<u>FEWEST POINTS SCORED</u>
<u>CURRENT ROAD STREAK</u>	<u>LARGEST WINNING MARGIN</u>	<u>FEWEST POINTS ALLOWED</u>
<u>LAST HOME WIN</u>	<u>LARGEST LOSING MARGIN</u>	<u>HIGH INDIV. GAME (LAKERS)</u>
<u>LAST ROAD WIN</u>	<u>MOST POINTS SCORED</u>	<u>HIGH INDIV. GAME (SKYHAWKS)</u>



Delaware Blue Coats

Affiliate: Philadelphia 76ers
 76ers Fieldhouse, 401 Garasches Lane, Wilmington, DE 19801
 phone: (302) 504-7587 / www.bluecoats.gleague.nba.com

BASKETBALL DIRECTORY / GENERAL INFORMATION

Owner: Josh Harris
 General Manager: Matt Lilly
 Head Coach: Connor Johnson
 Assistant Coaches: Isaiah Fox, Alex Teres, Xavier Silas
 Head Athletic Trainer: Daniel Erickson
 Public Relations: Alex Yoh, Matt Murphy
 Home Court: 76ers Fieldhouse (2,500) - opened in 2018
 Colors: Red, Blue, Silver and White



FRANCHISE TIMELINE / LAKERS RECORD

Utah Flash	(founded 2007-08)	W/L: 9-11
Delaware 87ers	(founded 2013-14)	W/L: 3-1
Delaware Blue Coats	(founded 2018-19)	W/L: 0-0

ALL-TIME WIN / LOSS

	Home	Away	Neutral	Overall
All-Time Totals	8-5	3-7	1-0	12-12
<i>Lakers vs. Blue Coats</i>	-	-	-	-

2018-19 RESULTS

2019-20 MEETINGS

1/20/20 @ Delaware 10:00 am

LAKERS 2018-19 STATISTICS VS. DELAWARE

CURRENT STREAK

Lost 2

LAST HOME LOSS

3/19/10 (107-128)

MOST POINTS ALLOWED

134 vs. Delaware, 3/3/14

CURRENT HOME STREAK

Won 3

LAST ROAD LOSS

12/19/17 (123-127)

FEWEST POINTS SCORED

78 @ Utah, 1/8/09

CURRENT ROAD STREAK

Lost 3

LARGEST WINNING MARGIN

24 vs. Utah, 1/27/08 (95-71)

FEWEST POINTS ALLOWED

71 vs. Utah, 1/27/08

LAST HOME WIN

3/5/14 (128-124)

LARGEST LOSING MARGIN

28 @ Utah, 1/20/09 (85-113)

HIGH INDIV. GAME (LAKERS)

44, Manny Harris vs. Delaware, 3/5/14

LAST ROAD WIN

4/7/09 (118-117)

MOST POINTS SCORED

157 vs. Delaware, 3/3/14

HIGH INDIV. GAME (BLUE COATS)

40, Tiny Gallon vs. Delaware, 3/5/14

ERIE BAYHAWKS



Erie BayHawks

Affiliate: New Orleans Pelicans
 110 East 8th Street, Erie, PA 16501
 phone: (814) 790-5600 / www.nbaerie.com

BASKETBALL DIRECTORY / GENERAL INFORMATION

Owner: Owen J. McCormick
 General Manager: Marc Chasanoff
 Head Coach: Ryan Pannone
 Assistant Coaches: Greivis Vasquez, Mery Andreade, TJ Saint
 Head Athletic Trainer: Lee Applequist
 Public Relations: Michael Somrak
 Home Court: Erie Insurance Arena (5,250) - opened in 1983
 Colors: Red, Black and Gold

FRANCHISE TIMELINE / LAKERS RECORD

Erie BayHawks (founded 2008-09) W/L: 6-6

ALL-TIME WIN / LOSS

	Home	Away	Neutral	Overall
Lakers vs. BayHawks	5-2	1-3	0-1	6-6

2018-19 RESULTS

12/8/18 vs. Erie 127-118 (W)

2019-20 MEETINGS

LAKERS 2018-19 STATISTICS VS. ERIE

	G	MIN	FG	FGA	FG%	FG3	FG3A	FG3%	FT	FTA	FT%	OFF	DEF	TOT	AST	PF	STL	TO	BLK	PTS	P/G
Wear	1	31	9	15	.600	5	7	.714	3	3	1.000	0	9	9	1	1	3	4	0	26	26.0
Williams	1	30	9	14	.643	0	0	---	3	5	.600	6	10	16	3	2	0	5	3	21	21.0
Caruso	1	26	6	12	.500	1	2	.500	5	5	1.000	2	3	5	7	3	2	4	0	18	18.0
Berry II	1	23	5	13	.385	3	8	.375	0	0	---	0	1	1	2	1	0	1	0	13	13.0
Harper	1	18	3	9	.333	3	7	.429	3	3	1.000	0	3	3	2	1	0	1	0	12	12.0
Griffin	1	12	5	7	.714	0	0	---	1	1	1.000	5	2	7	0	1	0	2	1	11	11.0
Ingram	1	26	2	5	.400	1	1	1.000	2	2	1.000	2	0	2	0	3	1	1	0	7	7.0
Machado	1	25	2	8	.250	1	4	.250	2	4	.500	0	1	1	9	2	0	3	0	7	7.0
Jones	1	28	3	8	.375	0	1	.000	0	0	---	5	8	13	2	2	2	0	3	6	6.0
Allen	1	20	3	6	.500	0	1	.000	0	0	---	0	2	2	0	3	1	0	0	6	6.0

CURRENT STREAK

Won 1

LAST HOME LOSS

1/21/13 (94-97)

MOST POINTS ALLOWED

136 vs. Erie, 4/2/14

CURRENT HOME STREAK

Won 3

LAST ROAD LOSS

12/21/17 (100-103)

FEWEST POINTS SCORED

83 vs. Erie, 4/3/09

CURRENT ROAD STREAK

Lost 2

LARGEST WINNING MARGIN

31 vs. Erie, 2/6/12 (138-107)

FEWEST POINTS ALLOWED

93 vs. Erie, 4/3/09

LAST HOME WIN

12/8/18 (127-118)

LARGEST LOSING MARGIN

19 @ Erie, 12/15/16 (99-118)

HIGH INDIV. GAME (LAKERS)

43, Justin Hawkins vs. Erie 2/25/16

LAST ROAD WIN

12/29/11 (117-112)

MOST POINTS SCORED

154 vs. Erie, 4/2/14

HIGH INDIV. GAME (BAYHAWKS)

42, Justin Brownlee vs. Erie, 4/2/14



Fort Wayne Mad Ants

Affiliate: Indiana Pacers
 1910 St. Joe Center Rd., Ste. 61, Fort Wayne, IN 46825
 phone: (260) 469-4667 / www.fortwaynehoops.com

BASKETBALL DIRECTORY / GENERAL INFORMATION

Owner: Pacers Sports and Entertainment
 General Manager: Brian Levy
 Head Coach: Steve Gansey
 Assistant Coaches: Norman Richardson, Scott Simpson
 Head Athletic Trainer: Ayami Sato
 Public Relations: Ryan Stevens
 Home Court: Allen County War Memorial Coliseum (5,000) - opened in 1952
 Colors: Blue, Gold and Gray



FRANCHISE TIMELINE / LAKERS RECORD

Fort Wayne Mad Ants (founded 2007-08) W/L: 8-10

ALL-TIME WIN / LOSS

	Home	Away	Neutral	Overall
Lakers vs. Mad Ants	4-3	3-5	1-2	8-10

2018-19 RESULTS

12/22/18 at Fort Wayne* 97-100 (L)

*MGM Resorts Winter Showcase

2019-20 MEETINGS

1/25/20 vs. Fort Wayne 2:00pm

LAKERS 2018-19 STATISTICS VS. FORT WAYNE

	G	MIN	FG	FGA	FG%	FG3	FG3A	FG3%	FT	FT%	OFF	DEF	TOT	AST	PF	STL	TO	BLK	PTS	P/G	
Caruso	1	31	8	10	.800	2	4	.500	1	2	.500	0	5	5	1	3	4	3	19	19.0	
Harper	1	31	5	15	.333	4	9	.444	3	4	.750	2	6	8	2	0	0	1	0	17	17.0
Jones	1	29	5	9	.556	0	0	---	0	0	---	6	6	12	4	2	2	2	0	10	10.0
Berry II	1	18	4	10	.400	2	5	.400	0	0	---	1	1	2	1	2	0	2	1	10	10.0
Wear	1	27	4	12	.333	2	9	.222	0	0	---	1	6	7	0	2	0	1	0	10	10.0
Ingram	1	30	3	10	.300	3	6	.500	0	0	---	0	1	1	1	0	0	0	1	9	9.0
Machado	1	28	2	9	.222	0	1	.000	3	3	1.000	0	6	6	4	0	0	1	0	7	7.0
Bonga	1	19	3	11	.273	0	0	---	0	0	---	3	1	4	0	1	1	3	3	6	6.0
Heyer	1	17	2	6	.333	1	4	.250	0	0	---	1	2	3	1	1	2	1	0	5	5.0
Griffin	1	11	2	7	.286	0	0	---	0	0	---	2	1	3	2	1	0	0	0	4	4.0
Williams	1	0	0	0	---	0	0	---	0	0	---	0	0	0	0	0	0	0	0	0	0.0

CURRENT STREAK

Lost 2

LAST HOME LOSS

3/11/17 (109-131)

MOST POINTS ALLOWED

135 vs. Fort Wayne, 3/27/15

CURRENT HOME STREAK

Lost 1

LAST ROAD LOSS

4/4/14 (128-129, OT)

FEWEST POINTS SCORED

93 @ Fort Wayne, 1/20/08

CURRENT ROAD STREAK

Lost 2

LARGEST WINNING MARGIN

26 @ Fort Wayne, 3/3/12 (117-91)

FEWEST POINTS ALLOWED

91 @ Fort Wayne, 3/3/12

LAST HOME WIN

2/21/16 (121-106)

LARGEST LOSING MARGIN

22 vs. Fort Wayne, 3/11/17 (109-131)

HIGH INDIV. GAME (LAKERS)

40, Vander Blue vs. Fort Wayne, 3/27/15

LAST ROAD WIN

3/3/12 (117-91)

MOST POINTS SCORED

128 @ Fort Wayne, 4/4/14

HIGH INDIV. GAME (MAD ANTS)

34, Jordan Loyd vs. Fort Wayne, 3/11/17

GRAND RAPIDS DRIVE



Grand Rapids Drive

Affiliate: Detroit Pistons
 40 Monroe Center NW, Ste. 11, Grand Rapids, MI 49503
 phone: (844) 473-7483 / www.nbagrandrapids.com

BASKETBALL DIRECTORY / GENERAL INFORMATION

Owner: SSJ Group, LLC; Steve Jbara
 General Manager: Jon Phelps
 Head Coach: Donnie Tyndall
 Assistant Coaches: Courtney Alexander, Cam Black, Jacob Porter
 Head Athletic Trainer: Ben Anderson
 Public Relations: Rob Johnson
 Home Court: DeltaPlex Arena (5,000) - opened in 1952
 Colors: Blue, Red and White

FRANCHISE TIMELINE / LAKERS RECORD

Anaheim Arsenal	(founded 2006-07)	W/L: 12-8
Springfield Armor	(founded 2009-10)	W/L: 3-1
Grand Rapids Drive	(founded 2014-15)	W/L: 2-3

ALL-TIME WIN / LOSS

	Home	Away	Neutral	Overall
All-Time Totals	10-3	6-8	1-1	17-12
<i>Lakers vs. Drive</i>	1-0	1-2	0-1	2-3

2018-19 RESULTS

3/13/19 @ Grand Rapids 106-98 (W)

2019-20 MEETINGS

12/4/19 vs. Grand Rapids 7:00 pm

LAKERS 2018-19 STATISTICS VS. GRAND RAPIDS

	G	MIN	FG	FGA	FG%	FG3	FG3A	FG3%	FT	FTA	FT%	OFF	DEF	TOT	AST	PF	STL	TO	BLK	PTS	P/G
Wear	1	35	5	10	.500	3	4	.750	6	6	1.000	0	4	4	2	2	0	1	1	19	19.0
Hawes	1	33	5	12	.417	1	3	.333	6	6	1.000	1	9	10	6	0	3	4	2	17	17.0
Jones	1	27	6	12	.500	0	1	.000	2	4	.500	5	10	15	4	4	1	2	1	14	14.0
Harper	1	20	5	12	.417	3	5	.600	0	0	---	1	2	3	3	0	0	2	1	13	13.0
Machado	1	42	6	14	.429	0	2	.000	1	1	1.000	0	6	6	13	5	1	6	1	13	13.0
Heyer	1	38	5	11	.455	1	5	.200	1	1	1.000	1	5	6	1	3	0	3	0	12	12.0
Allen	1	19	5	7	.714	0	2	.000	1	1	1.000	0	2	2	1	2	0	1	0	11	11.0
Carroll	1	26	2	6	.333	1	3	.333	2	2	1.000	2	4	6	1	0	2	1	0	7	7.0

CURRENT STREAK

Won 2

LAST HOME LOSS

1/25/09 (91-103)

MOST POINTS ALLOWED

128 vs. Springfield, 2/24/14

CURRENT HOME STREAK

Won 4

LAST ROAD LOSS

12/28/14 (95-117)

FEWEST POINTS SCORED

79 @ Anaheim, 4/6/07

CURRENT ROAD STREAK

Won 1

LARGEST WINNING MARGIN

19 vs. Anaheim, 4/12/07 (104-85)

FEWEST POINTS ALLOWED

76 @ Anaheim, 12/10/08

LAST HOME WIN

1/7/17 (123-121)

LARGEST LOSING MARGIN

28 @ Grand Rapids, 11/26/14 (99-127)

HIGH INDIV. GAME (LAKERS)

38, Sean Banks @ Anaheim, 4/5/08

LAST ROAD WIN

3/13/19 (106-98)

MOST POINTS SCORED

134 vs. Springfield, 2/24/14

HIGH INDIV. GAME (DRIVE)

33, Kendrick Brown @ Anaheim, 3/7/09



Greensboro Swarm
 Affiliate: Charlotte Hornets
 2411 W. Gate City Blvd., Greensboro, NC 27403
 phone: (336) 907-3600 / www.gsoswarm.com



BASKETBALL DIRECTORY / GENERAL INFORMATION

Owner: Hornets Sports & Entertainment
 General Manager: Cam Twiss
 Head Coach: Joe Wolf
 Assistant Coaches: Dan Tacheney, Evan Harville, Dave Kenah, Chasity Melvin
 Head Athletic Trainer: Tyler Leshner
 Public Relations: Justin Trujillo

Home Court: The Fieldhouse at the Greensboro Coliseum Complex (2,200) - opened in 2016

Colors: Purple and Teal

FRANCHISE TIMELINE / LAKERS RECORD

Greensboro Swarm (founded 2016-17) W/L: 1-2

ALL-TIME WIN / LOSS

	Home	Away	Neutral	Overall
Lakers vs. Swarm	-	1-1	0-1	1-2

2018-19 RESULTS

12/20/18 vs. Greensboro* 90-106 (L)

*MGM Resorts Winter Showcase

2019-20 MEETINGS

LAKERS 2018-19 STATISTICS VS. GREENSBORO

	G	MIN	FG	FGA	FG%	FG3	FG3A	FG3%	FT	FTA	FT%	OFF	DEF	TOT	AST	PF	STL	TO	BLK	PTS	P/G
Berry II	1	23	9	15	.600	0	3	.000	1	2	.500	0	0	0	0	4	0	0	0	19	19.0
Wear	1	31	7	18	.389	5	10	.500	0	0	---	2	4	6	2	4	0	2	0	19	19.0
Machado	1	29	5	13	.385	1	4	.250	2	2	1.000	0	2	2	8	2	0	3	1	13	13.0
Caruso	1	32	4	13	.308	1	5	.200	2	2	1.000	1	6	7	2	4	2	6	1	11	11.0
Jones	1	29	4	7	.571	0	0	---	0	0	---	3	12	15	2	3	0	1	0	8	8.0
Williams	1	29	3	11	.273	1	2	.500	1	2	.500	4	7	11	4	2	1	3	1	8	8.0
Allen	1	14	2	4	.500	0	0	---	0	1	.000	1	0	1	1	2	0	1	1	4	4.0
Bonga	1	17	1	5	.200	1	3	.333	0	0	---	0	2	2	1	0	0	1	2	3	3.0
Harper	1	16	0	3	.000	0	3	.000	3	4	.750	0	1	1	1	4	1	2	1	3	3.0
Ingram	1	21	1	5	.200	0	2	.000	0	0	---	0	4	4	0	1	0	0	0	2	2.0

CURRENT STREAK

Lost 2

LAST HOME LOSS

12/20/18

MOST POINTS ALLOWED

110 @ Greensboro, 3/20/18

CURRENT HOME STREAK

0

LAST ROAD LOSS

3/20/18 (108-110)

FEWEST POINTS SCORED

90 vs. Greensboro, 12/20/18

CURRENT ROAD STREAK

Lost 1

LARGEST WINNING MARGIN

7 @ Greensboro, 12/22/16 (99-92)

FEWEST POINTS ALLOWED

92 @ Greensboro, 12/22/16

LAST HOME WIN

0

LARGEST LOSING MARGIN

16 vs. Greensboro, 12/20/18 (90-106)

HIGH INDIV. GAME (LAKERS)

33, Vander Blue @ Greensboro, 12/22/16

LAST ROAD WIN

12/22/16 (99-92)

MOST POINTS SCORED

108 @ Greensboro, 3/20/18

HIGH INDIV. GAME (SWARM)

22, Christian Wood @ Greensboro, 12/22/16

IOWA WOLVES



Iowa Wolves

Affiliate: Minnesota Timberwolves
 730 Third St., Des Moines, IA 50309
 phone: (515) 546-8550 / www.iowawolves.com

BASKETBALL DIRECTORY / GENERAL INFORMATION

Owner: Glen Taylor
 General Manager: Gianluca Pascucci
 Head Coach: Sam Newman-Beck
 Assistant Coaches: Devin Smith, Chris Hines, Alfred Aboya
 Head Athletic Trainer: Chris Williams
 Public Relations: Seth Nutting
 Home Court: Wells Fargo Arena (16,110) - opened in 2005
 Colors: Navy Blue, Bright Green

FRANCHISE TIMELINE / LAKERS RECORD

Iowa Energy (founded 2007-08) W/L: 10-4
 Iowa Wolves (founded 2017-18) W/L: 4-2

ALL-TIME WIN / LOSS

	Home	Away	Neutral	Overall
All-Time Totals	6-2	7-4	1-0	14-6
Lakers vs. Wolves	2-1	2-1	-	4-2

2018-19 RESULTS

11/12/18 vs. Iowa 119-118 (W) 2/1/19 @ Iowa 97-134 (L)
 1/25/19 vs. Iowa 117-101 (W)

2019-20 MEETINGS

11/20/19 @ Iowa 5:00 pm 2/23/20 @ Iowa 2:00 pm
 1/8/20 vs. Iowa 7:00 pm

LAKERS 2018-19 STATISTICS VS. IOWA

	G	MIN	FG	FGA	FG%	F3	F3A	F3%	FT	FTA	FT%	OFF	DEF	TOT	AST	PF	STL	TO	BLK	PTS	P/G
Mykhailiuk	1	32	6	20	.300	3	11	.273	6	7	.857	1	2	3	2	3	0	3	0	21	21.0
Caruso	3	91	17	44	.386	4	17	.235	12	17	.706	4	8	12	18	4	5	6	2	50	16.7
Bonga	2	41	14	19	.737	2	3	.667	3	5	.600	5	7	12	4	5	0	1	2	33	16.5
Wagner	1	25	6	10	.600	2	6	.333	2	2	1.000	1	3	4	0	0	1	2	0	16	16.0
Machado	3	78	18	33	.545	3	9	.333	6	7	.857	4	7	11	25	7	2	9	2	45	15.0
Wear	2	52	10	27	.370	4	13	.308	2	2	1.000	5	14	19	2	5	2	1	2	26	13.0
Allen	2	30	10	13	.769	2	2	1.000	1	2	.500	0	2	2	0	4	0	2	0	23	11.5
Holland	1	27	3	5	.600	0	0	---	4	4	1.000	0	1	1	1	6	1	1	0	10	10.0
Carroll	2	43	5	10	.500	2	4	.500	8	10	.800	0	1	1	0	1	2	0	1	20	10.0
Berry II	2	43	7	13	.538	3	8	.375	0	0	---	0	4	4	2	4	2	0	1	16	8.0
Ingram	1	19	2	4	.500	1	3	.333	2	2	1.000	0	0	0	0	2	2	2	0	7	7.0
Williams	3	74	9	25	.360	0	5	.000	3	8	.375	8	13	21	4	8	1	5	1	21	7.0
Heyer	3	56	7	13	.538	3	8	.375	0	2	.000	1	6	7	0	5	2	1	1	17	5.7
Jones	3	55	7	11	.636	1	3	.333	0	0	---	2	12	14	6	7	1	7	0	15	5.0
Harper	2	39	2	12	.167	1	6	.167	2	2	1.000	1	3	4	2	6	0	1	1	7	3.5
Griffin	2	13	3	7	.429	0	0	---	0	0	---	4	3	7	1	1	0	1	0	6	3.0

CURRENT STREAK

Lost 1

LAST HOME LOSS

1/17/18 (89-123)

MOST POINTS ALLOWED

148 @ Iowa, 4/5/14

CURRENT HOME STREAK

Won 2

LAST ROAD LOSS

2/1/19 (97-134)

FEWEST POINTS SCORED

87 @ Iowa, 1/8/13

CURRENT ROAD STREAK

Lost 1

LARGEST WINNING MARGIN

29 vs. Iowa, 11/11/16 (127-98)

FEWEST POINTS ALLOWED

79 @ Iowa, 4/7/12

LAST HOME WIN

1/25/19 (117-101)

LARGEST LOSING MARGIN

37 @ Iowa, 2/1/19, 97-134

HIGH INDIV. GAME (LAKERS)

30, Brian Chase vs. Iowa, 3/7/08
 30, Isaac Bonga vs. Iowa, 1/25/19

LAST ROAD WIN

11/27/17 (113-92)

MOST POINTS SCORED

130 @ Iowa, 4/1/09

HIGH INDIV. GAME (WOLVES)

37, Othuyus Jeffers @ Iowa, 4/1/09



Lakeland Magic
 Affiliate: Orlando Magic
 701 West Lime Street, Lakeland, FL 33815
 phone: (863) 825-3258 / www.lakelandmagic.com

BASKETBALL DIRECTORY / GENERAL INFORMATION

Owner: DeVos Family
 General Manager: Anthony Parker
 Head Coach: Stan Heath
 Assistant Coaches: Michael Winiacki, Joe Barrer, Johnny Taylor
 Head Athletic Trainer: Mark Mahoney
 Public Relations: Ashley Foss
 Home Court: RP Funding Center (5,000) - opened in 1974
 Colors: Blue, Black, Silver



FRANCHISE TIMELINE / LAKERS RECORD

Lakeland Magic (founded 2017-18) W/L: 1-1

ALL-TIME WIN / LOSS

	Home	Away	Neutral	Overall
Lakers vs. Magic	0-1	-	1-0	1-1

2018-19 RESULTS

1/28/19 vs. Lakeland 106-108 (L)

2019-20 MEETINGS

LAKERS 2018-19 STATISTICS VS. LAKELAND

	G	MIN	FG	FGA	FG%	FG3	FG3A	FG3%	FT	FTA	FT%	OFF	DEF	TOT	AST	PF	STL	TO	BLK	PTS	P/G
Ingram	1	33	11	18	.611	5	9	.556	0	0	---	2	1	3	1	1	2	0	0	27	27.0
Wear	1	34	4	10	.400	3	9	.333	2	4	.500	0	8	8	2	2	1	0	1	13	13.0
Caruso	1	30	4	11	.364	1	3	.333	3	3	1.000	1	4	5	11	0	3	4	1	12	12.0
Allen	1	26	5	13	.385	0	2	.000	2	7	.286	1	3	4	3	3	3	2	0	12	12.0
Jones	1	26	5	8	.625	0	1	.000	0	0	---	4	7	11	1	3	0	0	1	10	10.0
Carroll	1	19	4	9	.444	1	4	.250	0	0	---	0	0	0	0	1	0	1	0	9	9.0
Harper	1	23	3	11	.273	1	5	.200	2	2	1.000	4	5	9	3	1	0	0	0	9	9.0
Heyer	1	23	3	8	.375	0	3	.000	0	0	---	1	2	3	2	0	1	1	0	6	6.0
Machado	1	18	3	8	.375	0	3	.000	0	0	---	0	1	1	5	1	1	3	0	6	6.0
Griffin	1	8	1	3	.333	0	0	---	0	0	---	1	2	3	0	1	0	1	0	2	2.0

CURRENT STREAK

Lost 1

LAST HOME LOSS

1/28/19 (106-108)

MOST POINTS ALLOWED

108 vs. Lakeland, 1/28/19

CURRENT HOME STREAK

Lost 1

LAST ROAD LOSS

FEWEST POINTS SCORED

94 @ Lakeland, 1/13/18

CURRENT ROAD STREAK

LARGEST WINNING MARGIN

8 @ Lakeland, 1/13/18 (94-86)

FEWEST POINTS ALLOWED

86 @ Lakeland, 1/13/18

LAST HOME WIN

LARGEST LOSING MARGIN

2 vs. Lakeland, 1/28/19 (106-108)

HIGH INDIV. GAME (LAKERS)

27, Andre Ingram vs. Lakeland, 1/28/19

LAST ROAD WIN

MOST POINTS SCORED

106 vs. Lakeland, 1/28/19

HIGH INDIV. GAME (MAGIC)

22, Amile Jefferson vs. Lakeland, 1/28/19

LONG ISLAND NETS



Long Island Nets

Affiliate: Brooklyn Nets
 168 39th St, 8th Floor, Brooklyn, NY 11232
 phone: (718) 215-2299 / www.longislandnets.com

BASKETBALL DIRECTORY / GENERAL INFORMATION

Owner: Brooklyn Nets
 General Manager: Matt Riccardi
 Head Coach: Shaun Fein
 Assistant Coaches: Ronnie Burrell, Mike Babul, Milt Palacio
 Head Athletic Trainer: Jana Austin
 Public Relations: Megan Walsh
 Home Court: NYCB Live's Nassau Coliseum (14,500) - opened in 2017
 Colors: Red, White and Blue

FRANCHISE TIMELINE / LAKERS RECORD

Long Island Nets (founded 2016-17) W/L: 2-0

ALL-TIME WIN / LOSS

	Home	Away	Neutral	Overall
Lakers vs. Nets	-	1-0	1-0	2-0

2018-19 RESULTS

2019-20 MEETINGS

1/22/20 @ Long Island 4:00pm

LAKERS 2018-19 STATISTICS VS. LONG ISLAND

CURRENT STREAK

Won 2

LAST HOME LOSS

MOST POINTS ALLOWED

106 @ Long Island, 12/19/16

CURRENT HOME STREAK

LAST ROAD LOSS

FEWEST POINTS SCORED

114 @ Long Island, 12/19/16

CURRENT ROAD STREAK

LARGEST WINNING MARGIN

20 vs. Long Island, 1/11/18 (117-97)

FEWEST POINTS ALLOWED

97 vs. Long Island, 1/11/18

LAST HOME WIN

LARGEST LOSING MARGIN

HIGH INDIV. GAME (LAKERS)

32, Vander Blue @ Long Island, 12/19/16

LAST ROAD WIN

12/19/16 (114-106)

MOST POINTS SCORED

117 vs. Long Island, 1/11/18

HIGH INDIV. GAME (NETS)

22, Yogi Ferrell @ Long Island, 12/19/16



Maine Red Claws

Affiliate: Boston Celtics
550 Forest Ave, Suite 102, Portland, ME 04101
phone: (207) 210-6655 / www.maineredclaws.com

BASKETBALL DIRECTORY / GENERAL INFORMATION

Owner: Boston Celtics
General Manager: Remy Cofield
Head Coach: Darren Erman
Public Relations: Evans Boston
Home Court: Portland Exposition Building (2,717) - opened in 1915
Colors: Red, White and Green



FRANCHISE TIMELINE / LAKERS RECORD

Maine Red Claws (founded 2009-10) W/L: 5-1

ALL-TIME WIN / LOSS

	Home	Away	Neutral	Overall
Lakers vs. Red Claws	2-0	2-1	1-0	5-1

2018-19 RESULTS

2019-20 MEETINGS

LAKERS 2018-19 STATISTICS VS. MAINE

CURRENT STREAK

Won 5

LAST HOME LOSS

1/4/10 (111-113)

MOST POINTS ALLOWED

115 vs. Maine, 2/5/18

CURRENT HOME STREAK

Won 2

LAST ROAD LOSS

1/4/10 (111-113)

FEWEST POINTS SCORED

97 @ Maine, 11/30/12

CURRENT ROAD STREAK

Won 2

LARGEST WINNING MARGIN

13 vs. Maine, 1/13/14 (120-107)

FEWEST POINTS ALLOWED

94 vs. Maine, 1/11/12

94 @ Maine, 11/30/12

LAST HOME WIN

2/5/18 (121-115)

LARGEST LOSING MARGIN

2 @ Maine, 1/4/10 (111-113)

HIGH INDIV. GAME (LAKERS)

42, Manny Harris vs. Maine, 1/13/14

LAST ROAD WIN

12/17/16 (119-111)

MOST POINTS SCORED

121 vs. Maine, 2/5/18

HIGH INDIV. GAME (RED CLAWS)

37, L.J. Peak vs. Maine, 2/5/18

MEMPHIS HUSTLE



Memphis Hustle

Affiliate: Memphis Grizzlies
 191 Beale Street, Memphis, TN 28103
 phone: (901) 205-1234 / www.memphishustle.com

BASKETBALL DIRECTORY / GENERAL INFORMATION

Owner: Robert Pera
 General Manager: Chris Wallace
 Head Coach: Jason March
 Assistant Coaches: Brett Burman, Alex Lloyd, Cardell Johnson, Michael Joiner
 Head Athletic Trainer: Joseph Pettitt
 Public Relations: Geoff Langham
 Home Court: The Landers Center (8,400) - opened in 2000
 Colors: Hustle Red, Hustle Gray

FRANCHISE TIMELINE / LAKERS RECORD

Memphis Hustle (founded 2017-18) W/L: 4-2

ALL-TIME WIN / LOSS

	Home	Away	Neutral	Overall
Lakers vs. Hustle	2-1	2-1	-	4-2

2018-19 RESULTS

12/1/18 @ Memphis 96-94 (W) 1/15/19 @ Memphis 113-106 (W)
 12/27/18 vs. Memphis 115-121 (L)

2019-20 MEETINGS

11/18/19 @ Memphis 5:00 pm 1/17/20 @ Memphis 5:00 pm
 12/7/19 vs. Memphis 5:00 pm 2/8/20 vs. Memphis 5:00 pm

LAKERS 2018-19 STATISTICS VS. MEMPHIS

	G	MIN	FG	FGA	FG%	FG3	FG3A	FG3%	FT	FTA	FT%	OFF	DEF	TOT	AST	PF	STL	TO	BLK	PTS	P/G
Wear	3	91	21	40	.525	9	19	.474	6	10	.600	5	16	21	3	5	1	5	3	57	19.0
Bonga	3	91	20	39	.513	2	9	.222	8	10	.800	6	21	27	4	8	3	12	4	50	16.7
Williams	2	59	13	27	.481	1	1	1.000	6	17	.353	13	12	25	3	7	1	9	4	33	16.5
Berry II	1	20	7	17	.412	2	7	.286	0	0	---	1	0	1	3	0	1	2	1	16	16.0
Holland	1	30	5	8	.625	0	1	.000	4	4	1.000	2	5	7	1	0	2	2	0	14	14.0
Harper	2	48	8	21	.381	5	12	.417	6	7	.857	2	6	8	2	4	1	2	1	27	13.5
Caruso	2	55	7	22	.318	2	7	.286	6	7	.857	1	0	1	10	5	5	2	0	22	11.0
Heyer	2	37	9	17	.529	2	4	.500	0	0	---	4	4	8	2	3	0	1	0	20	10.0
Machado	2	58	7	23	.304	1	10	.100	2	3	.667	2	2	4	16	6	3	4	0	17	8.5
Griffin	1	16	3	6	.500	0	0	---	2	4	.500	5	5	10	0	0	0	0	0	8	8.0
Allen	3	60	9	18	.500	0	3	.000	5	9	.556	2	4	6	4	10	5	4	0	23	7.7
Jones	3	72	8	22	.364	1	2	.500	2	2	1.000	14	20	34	17	8	4	7	3	19	6.3
Ingram	3	83	6	21	.286	3	14	.214	3	3	1.000	0	9	9	1	6	1	1	0	18	6.0

CURRENT STREAK

Won 1

LAST HOME LOSS

12/27/18 (115-121)

MOST POINTS ALLOWED

141 @ Memphis, 3/23/18

CURRENT HOME STREAK

Lost 1

LAST ROAD LOSS

3/23/18 (118-141)

FEWEST POINTS SCORED

96 @ Memphis, 12/1/18

CURRENT ROAD STREAK

Won 2

LARGEST WINNING MARGIN

9 vs. Memphis, 2/28/18 (125-116)

FEWEST POINTS ALLOWED

94 @ Memphis, 12/1/18

LAST HOME WIN

2/28/18 (125-116)

LARGEST LOSING MARGIN

23 @ Memphis, 3/23/18 (118-141)

HIGH INDIV. GAME (LAKERS)

29, Travis Wear vs. Memphis, 12/17/17

LAST ROAD WIN

1/15/19 (113-106)

MOST POINTS SCORED

137 vs. Memphis, 12/17/17

HIGH INDIV. GAME (HUSTLE)

29, Omari Johnson vs. Memphis, 2/28/18



Northern Arizona Suns

Affiliate: Phoenix Suns
3201 N. Main St., Prescott Valley, AZ 86314
phone: (928) 772-7867 / www.nazsuns.com

BASKETBALL DIRECTORY / GENERAL INFORMATION

Owner: Robert Sarver
General Manager: Jeff Feld
Head Coach: Bret Burchard
Assistant Coaches: Jhared Simpson, Thomas Jackson, Tanner Massey
Head Athletic Trainer: Cliff Spiller
Public Relations: Jake Withee
Home Court: Findlay Toyota Center (5,000) - opened in 2006
Colors: Orange, Purple, Black and Gray



FRANCHISE TIMELINE / LAKERS RECORD

Bakersfield Jam	(founded 2006-07)	W/L: 29-38
Northern Arizona Suns	(founded 2016-17)	W/L: 7-5

ALL-TIME WIN / LOSS

	Home	Away	Neutral	Overall
All-Time Totals	22-18	14-24	0-1	36-43
<i>Lakers vs. Suns</i>	5-1	2-4	-	7-5

2018-19 RESULTS

12/29/18	vs. NAS	119-114 (W)	3/5/19	vs. NAS	100-114 (L)
2/20/19	@ NAS	126-130 (L)	3/23/19	@ NAS	96-99 (L)

2019-20 MEETINGS

12/13/19	vs. NAS	7:00 pm	3/16/20	vs. NAS	7:00 pm
12/28/19	@ NAS	4:00 pm			

LAKERS 2018-19 STATISTICS VS. NORTHERN ARIZONA

	G	MIN	FG	FGA	FG%	FG3	FG3A	FG3%	FT	FTA	FT%	OFF	DEF	TOT	AST	PF	STL	TO	BLK	PTS	P/G
Mykhailiuk	1	34	16	23	.696	5	9	.556	10	11	.909	0	2	2	2	1	2	3	1	47	47.0
Caruso	1	30	7	9	.778	2	2	1.000	4	4	1.000	2	3	5	4	3	7	4	1	20	20.0
Machado	3	93	20	40	.500	6	15	.400	13	13	1.000	4	5	9	22	5	4	16	0	59	19.7
Wear	4	124	20	61	.328	14	41	.341	8	10	.800	2	25	27	13	10	8	7	5	62	15.5
Harper	3	87	16	45	.356	9	22	.409	5	6	.833	7	12	19	8	12	0	4	0	46	15.3
Wagner	1	29	4	9	.444	3	7	.429	2	6	.333	1	6	7	4	3	0	4	0	13	13.0
Carroll	3	65	14	23	.609	2	5	.400	2	2	1.000	2	4	6	2	4	2	3	0	32	10.7
Ingram	4	99	14	34	.412	6	18	.333	1	1	1.000	2	12	14	2	6	1	4	0	35	8.8
Griffin	3	42	12	21	.571	0	0	---	2	5	.400	8	5	13	2	6	1	2	2	26	8.7
Jones	4	103	15	32	.469	0	3	.000	4	9	.444	10	30	40	23	6	3	9	7	34	8.5
Williams	1	19	4	7	.571	0	0	---	0	4	.000	3	3	6	0	2	2	2	0	8	8.0
Allen	4	72	11	25	.440	2	4	.500	8	16	.500	1	4	5	3	9	3	3	1	32	8.0
Bonga	2	57	5	11	.455	0	1	.000	4	6	.667	1	7	8	9	5	2	6	1	14	7.0
Hawes	2	36	2	11	.182	0	4	.000	2	2	1.000	2	7	9	9	3	2	1	4	6	3.0
Heyer	3	57	2	8	.250	0	5	.000	3	3	1.000	2	7	9	6	4	4	2	1	7	2.3
Van Beck	1	13	0	2	.000	0	0	---	0	0	---	0	3	3	2	1	0	0	0	0	0.0

CURRENT STREAK

Lost 3

LAST HOME LOSS

3/5/19 (100-114)

MOST POINTS ALLOWED

144 @ Northern Arizona, 12/5/17

CURRENT HOME STREAK

Lost 1

LAST ROAD LOSS

3/23/19 (96-99)

FEWEST POINTS SCORED

86 @ Bakersfield, 12/29/06
86 vs. Bakersfield, 12/14/08

CURRENT ROAD STREAK

Lost 3

LARGEST WINNING MARGIN

35 @ Bakersfield, 12/1/14 (131-96)

FEWEST POINTS ALLOWED

68 vs. Bakersfield, 12/17/11

LAST HOME WIN

12/29/18 (119-114)

LARGEST LOSING MARGIN

29 vs. Bakersfield, 3/23/13 (83-112)

HIGH INDIV. GAME (LAKERS)

51, Vander Blue @ Bakersfield, 3/15/16

LAST ROAD WIN

12/5/17 (148-144, OT)

MOST POINTS SCORED

155 vs. Bakersfield, 2/5/14

HIGH INDIV. GAME (SUNS)

52, Osiris Eldridge @ Bakersfield, 12/16/11

OKLAHOMA CITY BLUE



Oklahoma City Blue

Affiliate: Oklahoma City Thunder
 208 Thunder Dr., Oklahoma City, OK 73102
 phone: (405) 208-4800 / www.oklahomacityblue.com

BASKETBALL DIRECTORY / GENERAL INFORMATION

Owner: Professional Basketball Club, LLC
 General Manager: Jesse Gould
 Head Coach: Grant Gibbs
 Assistant Coaches: Daniel Brady, Eric Maynor, Caliph Mohammed, Kameron Woods
 Head Athletic Trainer: Michael Ashton
 Public Relations: Laila Wani, Shelby Willingham
 Home Court: Cox Convention Center (2,756) - opened in 1972
 Colors: Blue, Sunset, Yellow and Dark Blue

FRANCHISE TIMELINE / LAKERS RECORD

Asheville Altitude	(founded 2001-02)	W/L: 0-0
Tulsa 66ers	(founded 2005-06)	W/L: 8-7
Oklahoma City Blue	(founded 2014-15)	W/L: 8-11

ALL-TIME WIN / LOSS

All-Time Totals	Home	Away	Neutral	Overall
9-8	7-10	-	-	16-18
<i>Lakers vs. Blue</i>	<i>4-4</i>	<i>4-7</i>	-	<i>8-11</i>

2018-19 RESULTS

11/9/18	@ OKL	99-103 (L)	2/10/19	@ OKL	113-110 (W)
1/3/19	vs. OKL	107-114 (L)			

2019-20 MEETINGS

11/9/19	vs. OKL	5:00 pm	2/4/20	@ OKL	5:00 pm
1/14/20	@ OKL	5:00 pm	3/21/20	vs. OKL	5:00 pm

LAKERS 2018-19 STATISTICS VS. OKLAHOMA CITY

	G	MIN	FG	FGA	FG%	FG3	FG3A	FG3%	FT	FTA	FT%	OFF	DEF	TOT	AST	PF	STL	TO	BLK	PTS	P/G
Mykhailiuk	1	31	7	18	.389	4	9	.444	2	5	.400	1	2	3	5	1	0	4	0	20	20.0
Berry II	2	40	10	26	.385	6	11	.545	6	7	.857	1	2	3	5	4	4	3	0	32	16.0
Wagner	1	26	5	14	.357	0	4	.000	5	7	.714	3	5	8	0	6	1	3	1	15	15.0
Bonga	3	86	15	28	.536	4	10	.400	5	8	.625	8	9	17	7	8	2	7	2	39	13.0
Allen	2	44	11	19	.579	3	5	.600	1	3	.333	2	3	5	3	7	1	4	1	26	13.0
Caruso	2	61	6	21	.286	1	7	.143	10	11	.909	0	7	7	7	2	4	7	4	23	11.5
Machado	3	83	10	34	.294	4	13	.308	10	10	1.000	4	12	16	25	5	3	10	2	34	11.3
Harper	2	38	8	14	.571	6	9	.667	0	0	---	2	5	7	3	6	0	2	0	22	11.0
Williams	3	83	14	32	.438	2	5	.400	2	6	.333	5	15	20	2	7	0	11	5	32	10.7
Jones	1	21	5	8	.625	0	1	.000	0	0	---	5	8	13	4	1	3	1	1	10	10.0
Wear	2	55	7	20	.350	5	11	.455	0	0	---	1	14	15	1	5	2	2	2	19	9.5
Ingram	3	63	7	18	.389	2	9	.222	6	10	.600	0	6	6	8	5	2	2	0	22	7.3
Holland	1	27	3	8	.375	0	0	---	1	2	.500	2	3	5	0	2	1	0	1	7	7.0
Carroll	1	14	2	6	.333	0	1	.000	1	2	.500	3	2	5	2	2	0	2	0	5	5.0
Heyer	2	32	3	10	.300	3	7	.429	0	0	---	1	6	7	3	6	0	3	0	9	4.5
Jack	1	16	2	6	.333	0	0	---	0	0	---	1	1	2	0	3	1	2	0	4	4.0

CURRENT STREAK

Won 1

LAST HOME LOSS

1/3/19 (107-114)

MOST POINTS ALLOWED

134 vs. Oklahoma City, 2/11/17

CURRENT HOME STREAK

Lost 4

LAST ROAD LOSS

11/9/18 (99-103)

FEWEST POINTS SCORED

84 @ Tulsa, 1/25/13

CURRENT ROAD STREAK

Won 1

LARGEST WINNING MARGIN

22 vs. Oklahoma City, 2/4/16 (114-92)

FEWEST POINTS ALLOWED

77 vs. Tulsa, 12/8/06

LAST HOME WIN

1/12/17 (104-102)

LARGEST LOSING MARGIN

23 @ Tulsa, 1/25/13 (84-107)

HIGH INDIV. GAME (LAKERS)

43, Vander Blue @ Oklahoma City, 1/22/16

LAST ROAD WIN

2/10/19 (113-110)

MOST POINTS SCORED

128 vs. Oklahoma City, 2/11/17

HIGH INDIV. GAME (BLUE)

32, Rodney Bartholomew vs. Tulsa, 1/18/14



Raptors 905

Affiliate: Toronto Raptors
 5600 Rose Cherry Pl., Mississauga, Ontario, L4Z 4B6
 phone: (416) 815-5600 / www.raptors905.com

BASKETBALL DIRECTORY / GENERAL INFORMATION

Owner: Maple Leaf Sports and Entertainment
 General Manager: Chad Sanders
 Head Coach: Jama Mahlalela
 Assistant Coaches: Charles Kissi, Charles Dube-Brais, Trevor Pridie, Arsalan Jamil
 Head Athletic Trainer: Rayhan Malik
 Public Relations: Stefano Toniutti
 Home Court: Hershey Centre (5,133) - opened in 1998
 Colors: Red, Black, Silver and White



FRANCHISE TIMELINE / LAKERS RECORD

Raptors 905 (founded 2015-16) W/L: 1-2

ALL-TIME WIN / LOSS

	Home	Away	Neutral	Overall
Lakers vs. 905	0-2	1-0	-	1-2

2018-19 RESULTS

2019-20 MEETINGS

LAKERS 2018-19 STATISTICS VS. RAPTORS

CURRENT STREAK

Lost 2

LAST HOME LOSS

3/17/18 (94-114)

MOST POINTS ALLOWED

114 vs. Raptors, 3/17/18

CURRENT HOME STREAK

Lost 2

LAST ROAD LOSS

FEWEST POINTS SCORED

94 vs. Raptors, 3/17/18

CURRENT ROAD STREAK

Won 1

LARGEST WINNING MARGIN

1 @ Raptors, 12/30/15 (111-110)

FEWEST POINTS ALLOWED

110 @ Raptors, 12/30/15

LAST HOME WIN

LARGEST LOSING MARGIN

20 vs. Raptors, 3/17/18 (94-114)

HIGH INDIV. GAME (LAKERS)

37. Vander Blue @ Raptors, 12/30/15

LAST ROAD WIN

12/30/15 (111-110)

MOST POINTS SCORED

111 @ Raptors, 12/30/15

HIGH INDIV. GAME (905)

28. Normal Powell @ Raptors, 12/30/15

RIO GRANDE VALLEY VIPERS



Rio Grande Valley Vipers

Affiliate: Houston Rockets
 4900 South I-69, Edinburg, TX 78539
 phone: (956) 369-8959 / www.rgvipers.com

BASKETBALL DIRECTORY / GENERAL INFORMATION

Owner: Houston Rockets
 General Manager: Travis Stockbridge
 Head Coach: Mahmoud Abdelfattah
 Assistant Coaches: Devan Blair, Sam Daghlas
 Head Athletic Trainer: Thibaud Fraisse
 Public Relations: Amairani Ramirez
 Home Court: Bert Ogden Arena (7,700) - opened in 2018
 Colors: Red, White and Black

FRANCHISE TIMELINE / LAKERS RECORD

Rio Grande Valley Vipers (founded 2007-08) W/L: 15-19

ALL-TIME WIN / LOSS

	Home	Away	Neutral	Overall
Lakers vs. Vipers	8-7	7-11	0-1	15-19

2018-19 RESULTS

1/7/19 @ RGV 85-127 (L) 2/8/19 vs. RGV 127-128 (L)
 1/20/19 vs. RGV 119-125 (L)

2019-20 MEETINGS

11/30/19 @ RGV 5:30 pm 2/1/20 @ RGV 5:30 pm
 1/11/20 vs. RGV 5:00 pm

LAKERS 2018-19 STATISTICS VS. RIO GRANDE VALLEY VIPERS

	G	MIN	FG	FGA	FG%	FG3	FG3A	FG3%	FT	FTA	FT%	OFF	DEF	TOT	AST	PF	STL	TO	BLK	PTS	P/G
Machado	3	93	26	40	.650	5	12	.417	13	16	.813	0	9	9	21	8	4	10	0	70	23.3
Williams	3	87	21	39	.538	0	3	.000	7	11	.636	10	18	28	3	10	4	6	2	49	16.3
Caruso	1	29	6	18	.333	1	7	.143	3	4	.750	1	2	7	2	3	2	0	16	16.0	
Wear	3	88	16	43	.372	7	26	.269	3	4	.750	5	15	20	3	6	0	3	0	42	14.0
Bonga	2	58	7	26	.269	2	7	.286	8	8	1.000	5	8	13	6	8	5	5	6	24	12.0
Berry II	2	43	6	21	.286	2	13	.154	6	7	.857	1	2	3	6	5	1	4	0	20	10.0
Jones	2	45	7	12	.583	0	0	---	1	5	.200	1	4	5	4	2	2	4	1	15	7.5
Ingram	3	60	7	17	.412	5	12	.417	3	3	1.000	2	4	6	3	5	3	3	1	22	7.3
Harper	3	54	10	21	.476	2	9	.222	0	0	---	6	7	13	7	3	4	0	0	22	7.3
Carroll	3	49	8	25	.320	2	12	.167	2	2	1.000	3	3	6	1	2	2	2	0	20	6.7
Allen	2	51	5	16	.313	0	1	.000	2	4	.500	2	3	5	4	4	2	5	0	12	6.0
Heyer	3	55	6	10	.600	3	5	.600	2	2	1.000	4	7	11	5	6	3	4	0	17	5.7
Griffin	1	8	1	1	1.000	0	0	---	0	0	---	0	1	1	1	2	1	2	0	2	2.0

CURRENT STREAK

Lost 3

LAST HOME LOSS

2/7/19 (127-128)

MOST POINTS ALLOWED

140 vs. Rio Grande Valley, 12/3/16

CURRENT HOME STREAK

Lost 2

LAST ROAD LOSS

1/7/19 (85-127)

FEWEST POINTS SCORED

85 @ Rio Grande Valley, 1/7/19

CURRENT ROAD STREAK

Lost 1

LARGEST WINNING MARGIN

23 vs. Rio Grande Valley, 3/10/18 (137-114)

FEWEST POINTS ALLOWED

89 @ Rio Grande Valley, 3/22/12

LAST HOME WIN

3/10/18 (137-114)

LARGEST LOSING MARGIN

42 @ Rio Grande Valley, 1/7/19 (85-127)

HIGH INDIV. GAME (LAKERS)

43, Manny Harris vs. RGV, 11/19/14

LAST ROAD WIN

1/19/18 (117-114)

MOST POINTS SCORED

140 vs. Rio Grande Valley, 3/6/15

HIGH INDIV. GAME (VIPERS)

51, Gary Payton II vs. RGV, 12/3/16



Salt Lake City Stars

Affiliate: Utah Jazz
301 West South Temple, Salt Lake City, UT 84101
phone: (801) 325-2500 / www.slcstars.com

BASKETBALL DIRECTORY / GENERAL INFORMATION

Owner: Larry H. Miller Sports & Entertainment
Vice President, Basketball Operations: Bart Taylor
Head Coach: Martin Schiller
Assistant Coaches: Nathan Peavy, Lowell Egan
Head Athletic Trainer: Juan Torres
Public Relations: Matt de Nesnera, Olivia Hill
Home Court: Lifetime Activities Center- Bruin Arena (2,652) - opened in 1996
Colors: Navy and Gold



FRANCHISE TIMELINE / LAKERS RECORD

Idaho Stampede (founded 1997-98) W/L: 29-35
Salt Lake City Stars (founded (2016-17) W/L: 9-1

ALL-TIME WIN / LOSS

All-Time Totals	Home 23-12	Away 15-24	Neutral -	Overall 38-36
Lakers vs. Stars	5-0	4-01	-	9-1

2018-19 RESULTS

11/15/18 @ SLC 104-113 (L) 3/2/19 vs. SLC 118-109 (W)
11/18/18 vs. SLC 107-92 (W)

2019-20 MEETINGS

12/5/19 @ SLC 6:00 pm 3/2/20 @ SLC 6:00 pm
2/12/20 vs. SLC 7:00 pm 3/23/20 vs. SLC 7:00 pm

LAKERS 2018-19 STATISTICS VS. SALT LAKE CITY

	G	MIN	FG	FGA	FG%	FG3	FG3A	FG3%	FT	FTA	FT%	OFF	DEF	TOT	AST	PF	STL	TO	BLK	PTS	P/G
Williams	3	88	27	44	.614	1	3	.333	8	13	.615	8	18	26	6	5	4	3	2	63	21.0
Bonga	3	97	21	43	.488	9	22	.409	11	12	.917	4	14	18	9	9	10	11	2	62	20.7
Wear	1	31	6	13	.462	4	9	.444	3	4	.750	1	6	7	2	3	1	1	1	19	19.0
Machado	3	99	17	38	.447	5	16	.313	13	16	.813	3	10	13	20	3	3	9	1	52	17.3
Holland	2	54	9	20	.450	1	5	.200	3	5	.600	1	10	11	4	2	1	2	0	22	11.0
Carroll	1	16	4	8	.500	1	3	.333	2	3	.667	0	2	2	0	0	1	1	0	11	11.0
Jones	3	66	13	22	.591	3	8	.375	1	2	.500	4	15	19	10	8	5	3	4	30	10.0
Caruso	1	29	3	9	.333	1	7	.143	1	2	.500	0	4	4	6	0	1	6	0	8	8.0
Berry II	2	47	5	17	.294	0	8	.000	4	4	1.000	1	2	3	8	4	0	2	0	14	7.0
Heyer	3	77	7	21	.333	4	16	.250	3	4	.750	4	10	14	6	4	1	1	0	21	7.0
Ingram	1	23	2	6	.333	1	3	.333	1	1	1.000	0	7	7	2	1	0	0	0	6	6.0
Harper	1	19	1	6	.167	0	4	.000	3	4	.750	0	1	1	1	2	0	1	1	5	5.0
Allen	2	37	3	8	.375	0	1	.000	4	4	1.000	1	0	1	1	7	1	7	0	10	5.0
Jack	2	37	2	13	.154	0	2	.000	2	2	1.000	1	6	7	2	6	3	1	0	6	3.0

CURRENT STREAK

Won 2

LAST HOME LOSS

11/22/14 (118-110)

MOST POINTS ALLOWED

130 vs. Idaho, 11/21/14

CURRENT HOME STREAK

Won 10

LAST ROAD LOSS

11/15/18 (104-113)

FEWEST POINTS SCORED

71 @ Idaho, 2/3/07

CURRENT ROAD STREAK

Lost 1

LARGEST WINNING MARGIN

30 vs. Idaho, 12/21/13 (121-91)

FEWEST POINTS ALLOWED

72 @ Idaho, 2/29/12

LAST HOME WIN

3/2/19 (118-109)

LARGEST LOSING MARGIN

26 @ Idaho, 2/1/13 (88-114)

HIGH INDIV. GAME (LAKERS)

50, Terrence Williams @ Idaho, 1/31/14

LAST ROAD WIN

2/2/18 (118-114)

MOST POINTS SCORED

138 @ Salt Lake City, 2/6/17

HIGH INDIV. GAME (STARS)

51, Kevin Murphy @ Idaho, 2/1/14

SANTA CRUZ WARRIORS



Santa Cruz Warriors

Affiliate: Golden State Warriors
 903 Pacific Ave., Ste. 101, Santa Cruz, CA 95060
 phone: (831) 713-4400 / www.santacruzbasketball.com

BASKETBALL DIRECTORY / GENERAL INFORMATION

Owner: Golden State Warriors Ownership, Joe Lacob and Peter Guber
 General Manager: Ryan Atkinson
 Head Coach: Kris Weems
 Assistant Coaches: Michael Lee, James Andrisevic, Anthony Vereen
 Head Athletic Trainer: Long Lam
 Public Relations: Massimo Deguadenzi
 Home Court: Kaiser Permanente Arena (2,476)- opened in 2012
 Colors: California Gold and Yellow, Warriors Royal Blue

FRANCHISE TIMELINE / LAKERS RECORD

Dakota Wizards	(founded 1995-96)	W/L: 6-7
Santa Cruz Warriors	(founded 2012-13)	W/L: 16-22

ALL-TIME WIN / LOSS

	Home	Away	Neutral	Overall
All-Time Totals	13-12	9-17	-	22-29
<i>Lakers vs. Warriors</i>	<i>10-11</i>	<i>6-11</i>	<i>-</i>	<i>16-22</i>

2018-19 RESULTS

11/16/18	@ SCW	89-97 (L)	1/27/19	@ SCW	93-111 (L)
12/7/18	vs. SCW	120-119 (W)	3/18/19	vs. SCW	113-108 (W)

2019-20 MEETINGS

12/10/19	vs. SCW	7:00 pm	2/26/20	vs. SCW	7:00 pm
1/26/20	@ SCW	5:00 pm	3/28/20	@ SCW	7:00 pm

LAKERS 2018-19 STATISTICS VS. SANTA CRUZ

	G	MIN	FG	FGA	FG%	FG3	FG3A	FG3%	FT	FTA	FT%	OFF	DEF	TOT	AST	PF	STL	TO	BLK	PTS	P/G
Wear	3	98	21	46	.457	10	21	.476	5	5	1.000	1	21	22	10	10	1	3	1	57	19.0
Williams	3	82	23	41	.561	1	2	.500	3	10	.300	11	18	29	7	4	0	9	1	50	16.7
Ingram	2	60	12	18	.667	6	9	.667	3	4	.750	0	7	7	1	3	1	1	2	33	16.5
Machado	4	139	19	49	.388	5	13	.385	19	20	.950	0	7	7	38	11	6	32	0	62	15.5
Bonga	2	67	10	25	.400	3	7	.429	4	4	1.000	3	8	11	5	7	1	9	4	27	13.5
Hawes	1	27	2	7	.286	1	3	.333	6	6	1.000	1	9	10	3	2	1	2	0	11	11.0
Allen	4	39	17	29	.586	2	5	.400	3	6	.500	4	4	8	5	8	1	0	2	39	9.8
Harper	3	64	12	28	.429	3	14	.214	1	2	.500	2	5	7	8	5	1	1	0	28	9.3
Carroll	2	39	7	13	.538	3	7	.429	1	2	.500	0	9	9	1	2	0	2	1	18	9.0
Caruso	1	22	3	5	.600	0	2	.000	2	3	.667	0	2	2	6	5	5	8	0	8	8.0
Jack	1	18	3	5	.600	0	0	---	2	2	1.000	2	3	5	0	1	0	0	0	8	8.0
Heyer	3	84	8	14	.571	4	8	.500	2	2	1.000	3	11	14	3	2	3	3	2	22	7.3
Holland	1	19	3	5	.600	0	1	.000	1	2	.500	1	1	2	0	4	0	0	0	7	7.0
Jones	4	95	11	27	.407	1	4	.250	3	5	.600	10	20	30	14	9	4	8	3	26	6.5
Berry II	3	61	5	22	.227	1	5	.200	2	4	.500	1	1	2	7	5	3	3	0	13	4.3
Griffin	2	12	3	4	.750	0	0	---	0	0	---	1	4	5	1	2	0	0	0	6	3.0

CURRENT STREAK

Won 1

LAST HOME LOSS

3/25/17 (124-134)

MOST POINTS ALLOWED

138 vs. Santa Cruz, 1/20/15

CURRENT HOME STREAK

Won 4

LAST ROAD LOSS

1/27/19 (93-111)

FEWEST POINTS SCORED

74 @ Santa Cruz, 1/18/13

CURRENT ROAD STREAK

Lost 3

LARGEST WINNING MARGIN

28 vs. Dakota, 1/4/08 (121-93)

FEWEST POINTS ALLOWED

82 @ Santa Cruz, 1/18/13

LAST HOME WIN

3/18/19 (113-108)

LARGEST LOSING MARGIN

35 vs. Santa Cruz, 1/20/15 (103-138)

HIGH INDIV. GAME (LAKERS)

56, Manny Harris @ Santa Cruz, 2/8/14

LAST ROAD WIN

11/4/17 (138-135, OT)

MOST POINTS SCORED

140 vs. Santa Cruz, 3/22/14

HIGH INDIV. GAME (WARRIORS)

41, Quinn Cook @ Santa Cruz, 2/11/18



Sioux Falls Skyforce

Affiliate: Miami Heat
 2131 S. Minnesota Ave., Sioux Falls, SD 57105
 phone: (605) 332-0605 / www.skyforceonline.com

BASKETBALL DIRECTORY / GENERAL INFORMATION

Owner: Micky Arison, Nick Arison, Greg Heineman, Mike Heineman
 General Manager: Eric Amaler
 Head Coach: Eric Glass
 Assistant Coaches: Brian Lankton, Kasib Powell
 Head Athletic Trainer: Ian Lackey
 Public Relations: Matt Dykstra

Home Court: Sanford Pentagon (3,250) - opened in 2013

Colors: Skyforce Red, Skyforce Black, Skyforce Gold and Skyforce White



FRANCHISE TIMELINE / LAKERS RECORD

Sioux Falls Skyforce (founded 1989-90) W/L: 16-11

ALL-TIME WIN / LOSS

	Home	Away	Neutral	Overall
Lakers vs. Skyforce	7-5	8-5	1-1	16-11

2018-19 RESULTS

11/23/18 @ SXF 112-152 (L) 12/15/18 vs. SXF 124-119 (W)
 11/24/18 @ SXF 112-109 (W)

2019-20 MEETINGS

11/14/19 vs. SXF 7:00 pm 1/2/20 @ SXF 4:30 pm
 11/24/19 vs. SXF 5:00 pm

LAKERS 2018-19 STATISTICS VS. SIOUX FALLS

	G	MIN	FG	FGA	FG%	F3	F3A	F3%	FT	FTA	FT%	OFF	DEF	TOT	AST	PF	STL	TO	BLK	PTS	P/G
Wear	1	32	9	19	.474	2	9	.222	2	2	1.000	0	3	3	2	3	1	1	0	22	22.0
Machado	3	93	20	51	.392	5	20	.250	14	16	.875	1	11	12	24	8	2	9	2	59	19.7
Williams	3	94	24	45	.533	1	3	.333	2	5	.400	12	19	31	5	10	5	4	3	51	17.0
Caruso	3	81	17	31	.548	4	10	.400	7	9	.778	3	10	13	21	5	6	13	2	45	15.0
Allen	3	100	16	36	.444	2	6	.333	7	10	.700	3	9	12	4	8	4	2	0	41	13.7
Holland	2	74	9	28	.321	3	10	.300	6	8	.750	3	6	9	4	5	0	6	0	27	13.5
Jones	3	92	17	28	.607	1	5	.200	4	10	.400	15	22	37	9	11	3	11	3	39	13.0
Berry II	1	25	5	14	.357	1	6	.167	2	2	1.000	0	0	0	1	1	1	0	0	13	13.0
Jack	2	44	7	12	.583	0	1	.000	3	4	.750	4	6	10	0	7	1	2	1	17	8.5
Ingram	1	27	3	5	.600	1	2	.500	0	0	---	0	2	2	3	1	1	0	0	7	7.0
Griffin	3	31	8	11	.727	0	0	---	1	2	.500	4	5	9	1	7	1	3	0	17	5.7
Harper	1	19	2	5	.400	1	2	.500	0	0	---	0	1	1	0	1	0	1	0	5	5.0
Heyer	1	8	1	1	1.000	1	1	1.000	2	2	1.000	0	0	0	1	1	2	0	0	5	5.0

CURRENT STREAK

Won 2

LAST HOME LOSS

2/24/18 (113-123)

MOST POINTS ALLOWED

152 @ Sioux Falls, 11/23/18

CURRENT HOME STREAK

Won 1

LAST ROAD LOSS

11/23/18 (112-152)

FEWEST POINTS SCORED

74 @ Sioux Falls, 2/10/07

CURRENT ROAD STREAK

Won 1

LARGEST WINNING MARGIN

25 @ Sioux Falls, 1/10/15 (124-99)

FEWEST POINTS ALLOWED

86 @ Sioux Falls, 12/22/07

LAST HOME WIN

12/15/18 (124-119)

LARGEST LOSING MARGIN

40 @ Sioux Falls, 11/23/18 (112-152)

HIGH INDIV. GAME (LAKERS)

50, Jabari Brown @ Sioux Falls, 1/10/15

LAST ROAD WIN

11/24/18 (112-109)

MOST POINTS SCORED

139 vs. Sioux Falls, 12/8/17

HIGH INDIV. GAME (SKYFORCE)

36, Okaro White vs. Sioux Falls, 12/28/16
 36, Rodney Purvis @ Sioux Falls, 11/23/18

STOCKTON KINGS



Stockton Kings

Affiliate: Sacramento Kings
 400 E Main, Suite 760, Stockton, CA 95202
 phone: (888) 564-7209 / www.stockton.gleague.nba.com

BASKETBALL DIRECTORY / GENERAL INFORMATION

Owner: Sacramento Kings
 General Manager: Anthony McClish
 Head Coach: Ty Ellis
 Assistant Coaches: Phil Ricci, Tyler Gattin, Kyle Nishimoto
 Head Athletic Trainer: Katie Babcock
 Public Relations: Sabrena Hernandez
 Home Court: Stockton Arena (11,193) - opened in 2005
 Colors: Purple, Gray and Black

FRANCHISE TIMELINE / LAKERS RECORD

Reno Bighorns	(founded 2008-09)	W/L: 31-20
Stockton Kings	(founded 2018-19)	W/L: 0-4

ALL-TIME WIN / LOSS

All-Time Totals	Home	Away	Neutral	Overall
18-11	13-13	-	-	31-24
Lakers vs. Kings	0-2	0-2	-	0-4

2018-19 RESULTS

11/3/18	vs. Stockton	106-108 (L)	2/28/19	@ Stockton	115-122 (L)
11/5/18	@ Stockton	87-120 (L)	3/21/19	vs. Stockton	108-118 (L)

2019-20 MEETINGS

12/15/19	vs. Stockton	5:00 pm	3/4/20	vs. Stockton	7:00 pm
12/17/19	@ Stockton	7:00 pm	3/7/20	@ Stockton	7:00 pm

LAKERS 2018-19 STATISTICS VS. STOCKTON

	G	MIN	FG	FGA	FG%	F3%	F3A	F3%	FT	FTA	FT%	OFF	DEF	TOT	AST	PF	STL	TO	BLK	PTS	P/G
Wear	1	35	7	16	.438	4	9	.444	5	5	1.000	1	7	8	4	1	1	3	0	23	23.0
Carroll	2	59	18	29	.621	4	11	.364	2	2	1.000	3	6	9	5	8	4	5	0	42	21.0
Harper	2	63	12	26	.462	7	20	.350	4	4	1.000	2	15	17	2	3	0	4	1	35	17.5
Wagner	1	29	8	18	.444	1	5	.200	0	1	.000	0	4	4	1	4	0	1	0	17	17.0
Williams	1	14	7	9	.778	0	0	---	2	5	.400	3	0	3	0	6	0	1	0	16	16.0
Machado	3	85	18	48	.375	4	11	.364	7	8	.875	1	6	7	17	5	1	11	0	47	15.7
Bonga	3	86	12	25	.750	3	7	.429	12	15	.800	8	10	18	8	10	0	8	3	39	13.0
Caruso	2	60	7	22	.318	1	9	.111	9	11	.818	1	8	9	9	6	2	6	2	24	12.0
Jones	4	93	20	40	.500	2	4	.500	4	7	.571	12	23	35	14	13	9	9	5	46	11.5
Allen	3	54	9	22	.409	0	1	.000	5	10	.500	1	5	6	3	4	4	1	0	23	7.7
Holland	2	48	6	18	.333	1	5	.200	2	2	1.000	0	4	4	2	6	2	5	1	15	7.5
Berry II	2	43	6	22	.273	1	12	.083	2	2	1.000	0	4	4	4	2	0	3	1	15	7.5
Jack	2	38	7	13	.538	0	2	.000	0	0	---	1	10	11	0	4	0	2	2	14	7.0
Griffin	3	46	8	12	.667	0	0	---	3	6	.500	9	7	16	0	8	2	1	4	19	6.3
Ingram	4	91	8	37	.216	3	20	.150	5	5	1.000	4	9	13	6	6	3	3	0	24	6.0
Hawes	1	25	2	6	.333	0	4	.000	2	2	1.000	1	7	8	7	5	0	2	0	6	6.0
Heyer	4	88	4	18	.222	1	12	.083	2	2	1.000	4	6	10	13	4	4	4	0	11	2.8
Van Beek	1	2	0	0	---	0	0	---	0	0	---	0	0	0	0	0	0	0	0	0	0.0

CURRENT STREAK

Lost 7

LAST HOME LOSS

3/21/19 (108-118)

MOST POINTS ALLOWED

174 vs. Reno, 1/3/15

CURRENT HOME STREAK

Lost 3

LAST ROAD LOSS

2/28/19 (115-122)

FEWEST POINTS SCORED

79 vs. Reno, 12/4/09

CURRENT ROAD STREAK

Lost 4

LARGEST WINNING MARGIN

32 vs. Reno, 11/28/11 (135-103)

FEWEST POINTS ALLOWED

78 vs. Reno, 1/6/12

LAST HOME WIN

11/22/17 (128-117)

LARGEST LOSING MARGIN

33 @ Reno, 12/10/17 (100-133)

HIGH INDIV. GAME (LAKERS)

41, Vander Blue @ Reno, 3/29/17

LAST ROAD WIN

3/29/17 (139-132)

MOST POINTS SCORED

175 vs. Reno, 12/20/14

HIGH INDIV. GAME (KINGS)

38, Brady Hestip vs. Reno, 12/6/14



Texas Legends

Affiliate: Dallas Mavericks
 2601 Avenue of the Stars, Ste. 300, Frisco, TX 75034
 phone: (214) 469-0822 / www.textlegends.com

BASKETBALL DIRECTORY / GENERAL INFORMATION

Owner: Donnie Nelson, Evan Wyly, Eduardo Najera
 General Manager: Malcolm Farmer
 Head Coach: George Galanopoulos
 Assistant Coaches: Nelson Terroba, Conor Dow, DJ Nelson, Eric Snow
 Head Athletic Trainer: Anthony Citriniti
 Public Relations: Britney Wynn
 Home Court: Comerica Center (4,500) - opened in 2003
 Colors: Blue and White



FRANCHISE TIMELINE / LAKERS RECORD

Colorado 14ers	(founded 2006-07)	W/L: 4-6
Texas Legends	(founded 2009-10)	W/L: 13-13

ALL-TIME WIN / LOSS

All-Time Totals	Home	Away	Neutral	Overall
	9-7	7-11	1-1	17-19
<i>Lakers vs. Legends</i>	7-5	5-8	1-0	13-13

2018-19 RESULTS

11/28/18	vs. Texas	123-113 (W)	2/13/19	@ Texas	105-122 (L)
2/2/19	@ Texas	148-114 (W)			

2019-20 MEETINGS

12/31/19	vs. Texas	7:00 pm	2/19/20	@ Texas	5:00 pm
1/4/20	@ Texas	5:30 pm	3/25/20	vs. Texas	7:00 pm

LAKERS 2018-19 STATISTICS VS. TEXAS

	G	MIN	FG	FGA	FG%	FG3	FG3A	FG3%	FT	FTA	FT%	OFF	DEF	TOT	AST	PF	STL	TO	BLK	PTS	P/G
Mykhailiuk	1	32	11	21	.524	7	9	.778	0	0	---	0	2	2	2	1	1	3	0	29	29.0
Wagner	1	29	9	15	.600	3	6	.500	0	1	.000	0	3	3	7	3	0	0	1	21	21.0
Harper	2	46	16	28	.571	3	12	.250	1	1	1.000	3	5	8	4	3	0	3	0	36	18.0
Machado	2	57	9	15	.600	1	3	.333	12	12	1.000	1	5	6	9	4	3	7	0	31	15.5
Caruso	2	51	9	20	.450	3	6	.500	9	11	.818	2	1	3	19	6	5	6	1	30	15.0
Carroll	2	46	12	19	.632	3	7	.429	3	3	1.000	0	5	5	3	1	0	1	1	30	15.0
Allen	3	75	20	35	.571	1	4	.250	3	8	.375	3	15	18	3	6	4	0	1	44	14.7
Williams	3	73	17	31	.548	1	4	.250	5	8	.625	10	21	31	6	8	0	5	2	40	13.3
Wear	3	75	12	33	.364	7	17	.412	1	1	1.000	3	13	16	3	3	2	4	2	32	10.7
Holland	1	21	3	4	.750	1	1	1.000	2	2	1.000	0	4	4	1	3	2	3	0	9	9.0
Jones	3	57	11	13	.846	1	1	1.000	0	1	.000	8	12	20	17	7	3	9	2	23	7.7
Bonga	2	56	6	14	.429	3	8	.375	0	0	---	1	12	13	12	11	5	10	1	15	7.5
Ingram	3	60	6	20	.300	4	12	.333	4	4	1.000	2	6	8	1	1	1	1	0	20	6.7
Griffin	2	16	6	7	.857	0	0	---	0	0	---	2	3	5	0	0	0	0	2	12	6.0
Heyer	2	26	2	6	.333	0	2	.000	0	0	---	2	3	5	5	5	2	0	1	4	2.0

CURRENT STREAK

Lost 1

LAST HOME LOSS

11/12/17 (116-126)

MOST POINTS SCORED

137 @ Texas, 3/1/14

CURRENT HOME STREAK

Won 2

LAST ROAD LOSS

2/13/19 (105-122)

137 vs. Texas, 3/19/16

CURRENT ROAD STREAK

Lost 1

LARGEST WINNING MARGIN

41 vs. Texas, 2/12/18 (155-114)

FEWEST POINTS SCORED

84 vs. Colorado, 12/10/06

LAST HOME WIN

11/28/18 (123-113)

LARGEST LOSING MARGIN

29 vs. Colorado, 12/10/06 (84-113)

FEWEST POINTS ALLOWED

90 vs. Colorado, 3/26/08

LAST ROAD WIN

2/2/19 (148-114)

MOST POINTS SCORED

155 vs. Texas, 2/12/18

HIGH INDIV. GAME (LAKERS)

43, Dwayne Mitchell vs. Colorado, 2/9/09

HIGH INDIV. GAME (LEGENDS)

38, Bernard James @ Texas, 2/27/14

38, Chris Douglas-Roberts vs. Texas, 3/19/16

WESTCHESTER KNICKS



Westchester Knicks

Affiliate: New York Knicks
 198 Central Ave., White Plains, NY 10606
 phone: (914) 559-6888 / www.westchesterknicks.com

BASKETBALL DIRECTORY / GENERAL INFORMATION

Owner: New York Knicks
 General Manager: Allan Houston
 Head Coach: Derrick Alston
 Assistant Coaches: Lisa C. Wills, Allen Deep
 Head Athletic Trainer: Bandede Talib Jr.
 Public Relations: Ajah Hawley-Alexander
 Home Court: Westchester County Center (2,078) - opened in 1930
 Colors: Blue, Orange and White

FRANCHISE TIMELINE / LAKERS RECORD

Westchester Knicks (founded 2014-15) W/L: 2-3

ALL-TIME WIN / LOSS

	Home	Away	Neutral	Overall
Lakers vs. Knicks	1-1	1-2	-	2-3

2018-19 RESULTS

12/5/18 @ Westchester 89-103 (L)

2019-20 MEETINGS

LAKERS 2018-19 STATISTICS VS. WESTCHESTER

	G	MIN	FG	FGA	FG%	FG3	FG3A	FG3%	FT	FTA	FT%	OFF	DEF	TOT	AST	PF	STL	TO	BLK	PTS	P/G
Williams	1	39	10	20	.500	0	2	.000	3	7	.429	3	7	10	2	4	1	2	0	23	23.0
Wear	1	38	5	13	.385	2	6	.333	2	2	1.000	0	5	5	1	4	0	2	1	14	14.0
Ingram	1	25	4	10	.400	3	7	.429	0	0	---	1	1	2	0	3	0	0	0	11	11.0
Bonga	1	34	3	9	.333	1	3	.333	4	4	1.000	1	7	8	1	5	2	3	0	11	11.0
Machado	1	31	3	11	.273	1	6	.167	4	4	1.000	2	2	4	10	3	2	6	0	11	11.0
Caruso	1	25	4	15	.267	0	4	.000	1	2	.500	2	2	4	6	5	1	1	0	9	9.0
Jones	1	21	2	6	.333	0	0	---	0	0	---	5	4	9	0	2	1	1	0	4	4.0
Griffin	1	5	1	1	1.000	0	0	---	1	2	.500	0	0	0	1	1	0	1	0	3	3.0
Allen	1	23	1	3	.333	1	1	1.000	0	2	.000	0	0	0	1	0	1	0	0	3	3.0

CURRENT STREAK

Lost 2

LAST HOME LOSS

12/15/17 (113-119)

MOST POINTS ALLOWED

119 vs. Westchester, 12/15/17

CURRENT HOME STREAK

Lost 1

LAST ROAD LOSS

12/5/18 (89-103)

FEWEST POINTS SCORED

89 @ Westchester, 12/5/18

CURRENT ROAD STREAK

Lost 1

LARGEST WINNING MARGIN

6 @ Westchester, 12/20/16 (121-115)

FEWEST POINTS ALLOWED

103 @ Westchester, 12/5/18

LAST HOME WIN

2/25/14 (121-118)

LARGEST LOSING MARGIN

14 @ Westchester, 12/5/18 (89-103)

HIGH INDIV. GAME (LAKERS)

30, Manny Harris @ Westchester, 11/25/14

LAST ROAD WIN

12/20/16 (121-115)

MOST POINTS SCORED

121 @ Westchester, 12/20/16

121 vs. Westchester, 2/25/15

HIGH INDIV. GAME (KNICKS)

34, Trey Burke vs. Westchester, 12/15/17



Windy City Bulls

Affiliate: Chicago Bulls
 5333 Prairie Stone Parkway, Hoffman Estates, IL 60192
 phone: (847) 396-7070 / www.windycitybulls.com

BASKETBALL DIRECTORY / GENERAL INFORMATION

Owner: Chicago Bulls, Michael Reinsdorf
 General Manager: Josh Kreibich
 Head Coach: Damian Cotter
 Assistant Coaches: Henry Comercant, Martin Rancic
 Head Athletic Trainer: Matt Corner
 Public Relations: Joe Kessenich
 Home Court: Sears Centre Arena (4,796) - opened in 2006
 Colors: Black and Red



FRANCHISE TIMELINE / LAKERS RECORD

Windy City Bulls (founded 2016-17) W/L: 3-0

ALL-TIME WIN / LOSS

	Home	Away	Neutral	Overall
Lakers vs. Bulls	2-0	1-0	-	3-0

2018-19 RESULTS

12/3/18 @ Windy City 107-101 (W)

2019-20 MEETINGS

LAKERS 2018-19 STATISTICS VS. WINDY CITY

	G	MIN	FG	FGA	FG%	FG3	FG3A	FG3%	FT	FTA	FT%	OFF	DEF	TOT	AST	PF	STL	TO	BLK	PTS	P/G
Caruso	1	35	8	15	.533	4	8	.500	8	9	.889	1	5	6	7	4	3	5	0	28	28.0
Williams	1	33	8	13	.615	0	1	.000	4	10	.400	1	3	4	2	2	0	2	4	20	20.0
Ingram	1	31	6	11	.545	3	8	.375	2	4	.500	0	0	0	2	0	0	0	0	17	17.0
Wear	1	34	5	16	.313	1	5	.200	5	6	.833	1	12	13	3	2	0	3	0	16	16.0
Allen	1	29	4	8	.500	0	1	.000	1	2	.500	0	5	5	3	1	1	2	0	9	9.0
Jones	1	35	4	8	.500	0	1	.000	0	0	---	3	13	16	5	1	2	4	2	8	8.0
Bonga	1	33	2	10	.200	1	4	.250	2	4	.500	3	7	10	2	5	2	4	1	7	7.0
Griffin	1	8	1	1	1.000	0	0	---	0	0	---	2	0	2	1	1	0	0	0	2	2.0

CURRENT STREAK

Won 3

LAST HOME LOSS

MOST POINTS ALLOWED

116 vs. Windy City, 1/26/18

CURRENT HOME STREAK

Won 2

LAST ROAD LOSS

FEWEST POINTS SCORED

107 @ Windy City, 12/3/18

CURRENT ROAD STREAK

Won 1

LARGEST WINNING MARGIN

13 vs. Windy City, 1/26/18 (129-116)

FEWEST POINTS ALLOWED

101 @ Windy City, 12/3/18

LAST HOME WIN

1/26/18 (129-116)

LARGEST LOSING MARGIN

HIGH INDIV. GAME (LAKERS)

28, Alex Caruso @ Windy City, 12/3/18

LAST ROAD WIN

12/3/18 (107-101)

MOST POINTS SCORED

129 vs. Windy City, 1/26/18

HIGH INDIV. GAME (BULLS)

42, Antonio Blakeney vs. Windy City, 1/26/18

WISCONSIN HERD



Wisconsin Herd

Affiliate: Milwaukee Bucks
 549 High Avenue, Oshkosh, WI 54901
 phone: (920) 233-4374 / www.wisconsinherd.com

BASKETBALL DIRECTORY / GENERAL INFORMATION

Owner: Marc Lasry, Jamie Dinan
 General Manager: Dave Dean
 Head Coach: Chase Buford
 Assistant Coaches: Dennis Cutts, Chaisson Allen, John Little
 Head Athletic Trainer: Michelle Ruan
 Public Relations: Jordan Beasley
 Home Court: Menominee Nation Arena (3,600) - opened in 2017
 Colors: Good Land Green, Cream City Cream and Great Lakes Blue

FRANCHISE TIMELINE / LAKERS RECORD

Wisconsin Herd (founded 2017-18) W/L: 1-0

ALL-TIME WIN / LOSS

	Home	Away	Neutral	Overall
Lakers vs. Herd	-	1-0	-	1-0

2018-19 RESULTS

3/11/19 @ Wisconsin 126-115 (W)

2019-20 MEETINGS

LAKERS 2018-19 STATISTICS VS. WISCONSIN

	G	MIN	FG	FGA	FG%	FG3	FG3A	FG3%	FT	FTA	FT%	OFF	DEF	TOT	AST	PF	STL	TO	BLK	PTS	P/G
Machado	1	42	14	22	.636	4	10	.400	8	9	.889	1	6	7	16	1	3	2	0	40	40.0
Hawes	1	22	9	15	.600	5	7	.714	0	0	---	3	4	7	2	4	0	0	2	23	23.0
Wear	1	39	8	24	.333	5	14	.357	0	0	---	1	7	8	2	3	0	3	1	21	21.0
Jones	1	38	8	14	.571	0	0	---	3	4	.750	9	9	18	4	2	1	2	1	19	19.0
Harper	1	28	4	11	.364	2	6	.333	0	0	---	1	5	6	3	4	0	0	1	10	10.0
Heyer	1	31	4	8	.500	0	3	.000	0	0	---	0	1	1	5	1	1	0	0	8	8.0
Carroll	1	22	2	3	.667	0	1	.000	0	0	---	0	4	4	1	1	0	1	0	4	4.0
Allen	1	17	0	1	.000	0	0	---	1	2	.500	1	0	1	0	3	0	0	0	1	1.0

CURRENT STREAK

Won 1

LAST HOME LOSS

MOST POINTS ALLOWED

115 @ Wisconsin, 3/11/19

CURRENT HOME STREAK

LAST ROAD LOSS

FEWEST POINTS SCORED

126 @ Wisconsin, 3/11/19

CURRENT ROAD STREAK

Won 1

LARGEST WINNING MARGIN

11 @ Wisconsin, 3/11/19 (126-115)

FEWEST POINTS ALLOWED

115 @ Wisconsin, 3/11/19

LAST HOME WIN

LARGEST LOSING MARGIN

HIGH INDIV. GAME (LAKERS)

40, Scott Machado @ Wisconsin, 3/11/19

LAST ROAD WIN

3/11/19 (126-115)

MOST POINTS SCORED

126 @ Wisconsin, 3/11/19

HIGH INDIV. GAME (HERD)

27, Xavier Munford @ Wisconsin, 3/11/19



MEDIA & GENERAL INFO

150

Media Guidelines / Policies

151

UCLA Health Training Center



MEDIA GUIDELINES AND POLICIES

Media Credentials

All requests should be submitted via email or in writing (on company letterhead) to the South Bay Lakers Media Relations Department at least 24 HOURS PRIOR to the game you wish to cover.

NO CREDENTIAL REQUESTS WILL BE HONORED ON GAME DAY.

Please make certain all requests for credentials are confirmed by the MR department prior to arriving at UCLA Health Training Center. Credentials can be picked up at will call, located at the south entrance to the UCLA Health Training Center, adjacent to the box office. Proper identification is required to pick up all media credentials. Credentials must be visibly worn at all times and are non-transferable.

Media Parking

Media parking is available free of charge in the UCLA Health Training Center south lot, located at the south of the facility.

Directions To UCLA Health Training Center

From 405 Freeway, take 105 Freeway West. Exit on Nash. Take Nash three blocks south of Imperial Hwy. Turn left on Mariposa and continue to 2275 E. Mariposa.

Pre & Postgame Interviews

In accordance with NBA G League policy, both the Lakers and visiting locker rooms will be open to media members for a 45 minute period prior to game time (5:30 - 6:15 for a 7:00 pm game) and after approximately 15 minutes following the conclusion of the game. Players and coaches are available for interviews at those times. Only working members of the media with valid credentials will be admitted to the locker rooms.

ABSOLUTELY NO AUTOGRAPHS ALLOWED DURING MEDIA ACCESS PERIOD.

Game Notes & Statistics

Game notes, rosters, etc. are available in the press room 2 ½ hours prior to game time. Statistics for each quarter and half will be available to working media following the conclusion of each period and at half-time. Postgame statistics are distributed as quickly as possible following the game and can always be found in the press room adjacent to the court.

Photographers

Limited space is available for still photographers along each baseline, with exact locations to be determined on game day. ABSOLUTELY NO TRIPODS ALLOWED. Photographers must stay in their designated areas, and are asked to be considerate of print media and fans directly in their viewing area.

Practice Policy

The Lakers will conduct practices at UCLA Health Training Center, located at 2275 E. Mariposa Avenue in El Segundo, CA. Approximately the final 30 minutes of each practice will be open to the media, with players and coaches available for brief interviews immediately following each practice. Please contact the South Bay Lakers Media Relations Department to confirm practice times, sites and availability of players and coaches.

Broadcast

Select games will be broadcast on Spectrum Sportsnet. Fans can also follow their favorite teams and prospects all season by streaming games live for free on Facebook Live or via the NBA G League's YouTube channel and through a YouTube video player on NBA.com.

Fingertip Information

Mailing Address

2275 E. Mariposa Ave., El Segundo, CA 90245

Internet Address / Social Media

www.sblakers.com or www.southbay.gleague.nba.com

Twitter: @SouthBayLakers

Facebook: www.facebook.com/SouthBayLakers

Instagram: @southbaylakers

Telephone

(310) 343-3102

Home Court

UCLA Health Training Center (opened 2017, capacity 750)

Team Colors

Purple, Gold and South Bay Blue

Group & Season Tickets Contact

Heather Dominguez (hdominguez@sb-lakers.com or 310-343-3116)

Media Relations Contact

Noah Camarena

Coordinator, Media Relations

South Bay Lakers

E: ncamarena@sb-lakers.com

O: 310-343-3102





On September 18, 2015, construction began on the new 120,000 square-foot facility that will serve as the home for the Los Angeles Lakers and the South Bay Lakers. The UCLA Health Training Center, located at 2275 E. Mariposa Avenue in El Segundo, will be used by both teams as a training center, but will also host all home games for the South Bay Lakers. The building also houses offices for many branches within both organizations.

The 80,000 square-foot first floor includes a double court gymnasium with on-court smart board and video displays for strategic planning and playbacks; plyometric training areas; weight and conditioning gym that opens to the court; a video theater/screening room directly adjacent to the player lounge; an indoor-outdoor lounge fully outfitted for video, sound and a myriad of digital connections; a barber shop; a player kitchen and training table (as well as an adjacent commercial kitchen directed by a nutritionist); a player quiet room outfitted with blue light spectrum lighting; a state-of-the-art training room with multiple whirlpools, two plunge pools, a resistance pool and cryogenics chamber; a separate training area for the South Bay Lakers and all the necessary accessory spaces to support a high level Training, Recovery and Rest program.

The building is conceived to be in concert with and as part of the Lakers branding strategy; its form and imagery designed to communicate the team identity, history, philosophy, goals and ambitions. The project is designed for players, staff, guests and sponsors to feel the excitement of being within the team's inner sanctum, starting with their entry to the grounds and continuing throughout. The layout integrates the Lakers business and the basketball side; facilitating a synergistic relationship across all aspects of the organization. The project is intended to be a showcase for player/coach recruitment and for promotions involving corporate sponsors and strategic partnerships.

Designed by Detroit-based sports and entertainment architect ROSSETTI in conjunction with the Los Angeles architectural office of Perkins + Will, the facility became the home of the Lakers organization in August of 2017.