



SIoux FALLS SKYFORCE

THIRTY 30 YEARS

1989-2019

SKYFORCE
CHAMPIONS
1996

SKYFORCE
CHAMPIONS
2005

SKYFORCE
CHAMPIONS
2016

STAFF DIRECTORY



Greg Heineman	Owner
Mike Heineman	Owner/President
Jeremy DeCurtins	Vice President/General Manager
Mike Gorsett	Assistant General Manager
Kyle Kapitan	Business Development Executive
Matt Dykstra	Director, Sports Media Relations
Terry Hunter	Corporate Sales and Partnership Development
Kylie Hrdlicka	Director of Game Day Marketing and Communication
Kathy Leonard	Business Manager
Wendy Anderson	Game Operations
Ryan Soukup	Business Operations Assistant
Grace Fjellanger	Intern
Hannah Johnson	Intern
Nick Robinson	Intern
Jared Saunders	Intern
Connor Knudson	Intern
Aaron Nesbitt	Intern
Nathan Wilson	Video Coordinator
Billy Hunter	Basketball Operations Assistant
Connor Erickson	Director, Player Development
Adam Simon	General Manager, Basketball Operations
Nevada Smith	Head Coach
Kasib Powell	Assistant Coach
Brian Lankton	Assistant Coach
Hunter Glascock	Strength and Conditioning Coach
Ian Lackey	Athletic Trainer
Dr. Stephen Foley	Team Physician



Adam Simon

General Manager, Basketball Operations

Adam Simon is entering his 24th season with the Miami HEAT organization, and his first as Vice President of Player Personnel. Simon has also spent each of the last five seasons as both Assistant General Manager for the HEAT, and General Manager of the Sioux Falls Skyforce. In his new role, he will continue to assist HEAT VP Andy Elisburg in all areas of the basketball operations department, but will now be responsible for Miami's pro, college, G League and international scouting.

In his previous 23 seasons with the HEAT, Simon has had many responsibilities in the scouting and basketball operations department. He began his career in the Miami HEAT video room in 1995, then moved to Basketball Operations Intern for the 1996-97 season. He's also held titles such as Administrative Assistant (1997-01), Scouting Coordinator (2001-02), Scout (2002-03), Scout/Director of College Scouting (2003-04), Director of College/International Scouting (2004-11), Director of Player Personnel (2011-13) and most recently Assistant General Manager/ General Manager, Sioux Falls Skyforce (2013-18). In addition to his new duties this season, Simon continues heading the basketball operations department for the Skyforce, where he earned the 2016 NBA G League Executive of the Year award.



Nevada Smith

Head Coach

Nevada Smith begins his fourth year with the Miami HEAT organization and his third as Head Coach of the Sioux Falls Skyforce. In his previous two seasons, Smith coached the Skyforce to an overall record of 54-46 (.540). Though Smith's Skyforce teams have missed the playoffs in each of the last two seasons, he has helped his players earn NBA Call-Ups on seven different occasions, including notables like Briante Weber, Okaro White and Larry Drew II. With a full arsenal at his disposal last season, Smith earned NBA G League Coach of the Month honors while leading the Skyforce to a 6-1 record during the month of February.

Smith previously served as head coach of the Rio Grande Valley Vipers for two seasons (2013-15) where he compiled an overall record of 57-43 (.570). In his first season with the Vipers, Smith led the team to a postseason berth after recording a 30-20 (.600) record and setting a then NBA G League single-season record for most three-point field goal attempts per game at 45.3. The following season he posted a 27-23 (.540) record as his teams averaged an impressive 123.2 points per game in his two season stint.

Prior to entering the professional ranks, Smith served as the head coach at NCAA Division III Keystone College. The Giants were 39-16 (.709) in Smith's two seasons at the helm and managed to reach the only two CSAC championship game appearances in school history. From 2002-11, Smith held numerous assistant coaching positions at Ithaca College, Allegheny College, SUNY Canton and St. Lawrence University. Smith Graduated from Bethany College, where he completed a degree in sports management in 2002. A two-sport athlete in basketball and golf for Bethany, he earned All-PAC honors on four occasions, three in basketball and one in golf. He finished his basketball career as the school's all-time leader in three-pointers made (313) and free throw percentage (.870). Smith and his wife, Lindsay, were married in August of 2017 and are expecting their first child in January of 2019.



Kasib Powell **Assistant Coach**

Kasib Powell begins his third year as assistant coach of the Sioux Falls Skyforce. Powell previously spent two seasons (2007-09) with the Skyforce as a player, where he earned NBA G League MVP honors in 2008.

In addition to his stint as a player in Sioux Falls, Powell was signed to a 10-day contract by the Miami HEAT on March 22, 2008 and was later re-signed for the remainder of the season on April 8. He appeared in 11 games (four starts) with Miami and averaged 7.6 points, 4.0 rebounds and 1.6 assists in 27.6 minutes per game. In total, his professional career spanned nine seasons, which included stops in the NBA, NBA G League, CBA, USBL and playing overseas.

Since his retirement in 2013, Powell has served as the director of the South Dakota Basketball Network, which focuses on the development of AAU players. He also had a brief stint as Head Coach of the Dakota Magic of the National Basketball League of America. Powell now resides in Sioux Falls with his girlfriend and three children, Kaevon, Janiyah and Jamre.



Brian Lankton **Assistant Coach**

Brian Lankton returns for his third season with the Sioux Falls Skyforce, and first as an Assistant Coach under Nevada Smith after having spent last year as a Video Coordinator Intern for the Sacramento Kings.

Prior to his one-year stint in Sacramento, Lankton served as the Director of Basketball Operations for the Skyforce during the 2016-17 season and was involved as a basketball operations assistant under Head Coach Dan Craig during the 2015-16 season. In total, Lankton has been working within the NBA and NBA G League since 2014, having spent a season with the Iowa Energy before coming to Sioux Falls.

Originally from St. Charles, Illinois, Lankton played basketball for two seasons at Phoenix College in Arizona from 2008 to 2009, helping the team reach the NJCAA Final Four before transferring and graduating from the University of Iowa in 2013. Lankton returns to his home in St. Charles, Illinois each offseason.



Connor Erickson

Director of Basketball Operations

Connor Erickson enters his second season with the Sioux Falls Skyforce and his first as Director of Basketball Operations. Last season, Erickson spent the year as a Basketball Operations Intern before being promoted for the 2018-19 season.

Prior to joining the Skyforce, Erickson played collegiately at Division II Truman State University in Kirksville, Missouri where he earned All-Conference honors as a senior while averaging 12.5 points and 7.0 rebounds per game. Erickson, a native of Overland Park, Kansas, grew up

grew up with his parents, Neal and Courtney, and four siblings, Abby, Hannah, Robi and TJ. He attended Blue Valley North High School where he lettered in both soccer and basketball before his college career began. Erickson and his wife, Meghan, were married this offseason.



Ian Lackey

Athletic Trainer

Ian Lackey enters his first season as the head Athletic Trainer for the Sioux Falls Skyforce. Lackey has been a full time athletic trainer at the University of South Dakota since 2016. Though his primary sport has been football, he's gained experience working with athletes from all different sports. Prior to 2016, Lackey accepted a graduate assistantship as an athletic trainer at USD while pursuing a master's degree in Kinesiology and Sports Science with an emphasis on exercise science.

Lackey played football and earned his undergraduate degree in athletic training from Dakota Wesleyan University in 2014. Originally from Lindsborg, KS, Lackey grew up with his parents, Mark and Dawn, and his two brothers, Adam and Noah.



Important Dates: 2017-18

August 22: NBA G League Expansion Draft 2018 (Capital City Go-Go)

August 25-September 30: [Local tryouts for NBA G League teams](#)

October 15: Rosters set for NBA Opening Day

October 16: Start of the 2018-19 NBA Regular Season (NBA Tip-Off 2018)

October 20: 2018 NBA G League Draft, 1 p.m.

October 22-November 1: NBA G League training camps

November 1: Rosters set for NBA G League Opening Day (5 PM ET)

November 2: NBA G League regular season begins

December 19-22: MGM Resorts NBA G League Winter Showcase in Las Vegas, Nevada

January 5: NBA 10-day contracts can be signed

January 10: All standard NBA contracts are guaranteed for the remainder of the season

January 15: Last day to sign NBA Two-Way contracts

January 20: NBA Two-Way contracts are guaranteed for the remainder of the season

February 7: NBA Trade Deadline (3 PM ET)

February 15-17: NBA All-Star 2019 (Charlotte, N.C.)

February 21: NBA G League trade deadline

March 1: NBA Playoff Eligibility Waiver Deadline

March 23: NBA G League regular season ends

March 26: Earliest possible start date for NBA G League Playoffs

April 10: NBA regular season ends

April 12: Rosters set for NBA Playoffs 2019 (3 PM ET)

April 13: NBA Playoffs 2019 begin

May 14: NBA Draft Lottery 2019 (Chicago)

May 14-19: NBA Draft Combine 2019 (Chicago)

June 20: NBA Draft 2019



NBA G LEAGUE

NBA G League – Team Offices

Agua Caliente Clippers

1947 East Convention Center Way, Ontario, CA 91764
Tel: (909) 406-9090
Arena: Citizens Bank Business Arena
Media Relations: Cara Wright
(cwright@acclippers.com)
NBA Affiliation: Los Angeles Clippers

Austin Spurs

13581 Pond Springs Road, Suite 108, Austin, TX 78729
Tel: (512) 236-8333; Fax: (512) 236-8444
Arena: Cedar Park Center
Media Relations: Perri Travillion
(ptravillion@attcenter.com)
NBA Affiliation: San Antonio

Capital City Go-Go

601 F Street, NW, 4th Floor, Washington, DC 20004
Tel: (202) 292-1058
Arena: Entertainment & Sports Arena in Congress Heights
Media Relations: Matt Quinn
(mquinn@monumentalsports.com)
NBA Affiliation: Washington Wizards

Canton Charge

1101 Market Avenue North; Canton, OH 44702
Tel: (866) 444-1944; Fax: (330) 489-1703
Arena: Canton Memorial Civic Center
Media Relations: Sean Wyatt (swyatt@cantoncharge.com)
NBA Affiliation: Cleveland

Delaware 87ers

300 Martin Luther King Blvd, Ste. 200; Wilmington, DE 19801
Tel: (302) 504-7587; Fax: (302)351-5370
Arena: Bob Carpenter Center
Media Relations: Alex Yoh
(alexboh@sevens.com)
NBA Affiliation: Philadelphia

Erie BayHawks

110 East 8th Street; Erie, PA 16501
Tel: (814) 790-5600; Fax: (814) 790-5608
Arena: Erie Insurance Arena
Media Relations: Iris Rayburn
(iris.rayburn@nbaerie.com)
NBA Affiliation: Orlando

Fort Wayne Mad Ants

1910 St. Joe Center Rd, Suite 61; Fort Wayne, IN 46825
Tel: (260) 469-4667; Fax: (260) 469-4674
Arena: Allen County War Memorial Coliseum
Media Relations: Vinessa Needham
(vneedham@ftwaynemadants.com)
NBA Affiliations: Indiana

Grand Rapids Drive

40 Monroe Center NW, Ste 11; Grand Rapids MI 49503
Tel: (844) 473-7483
Arena: DeltaPlex Arena
Media Relations: Sarah Parfet Jbara
(spj@nbagrandsrapids.com)
NBA Affiliation: Detroit

Greensboro Swarm

2411 West Gate City Blvd.; Greensboro, NC 27403
Tel: (336) 907-3600
Arena: Fieldhouse at the Greensboro Coliseum Complex
Media Relations: Katherine Kienle
(kkienle@gsoswarm.com)
NBA Affiliation: Charlotte

Iowa Wolves

730 3rd Street; Des Moines, Iowa 50309
Tel: (515) 564-8550; Fax: (515) 564-8551
Arena: Wells Fargo Arena
Media Relations: Seth Nutting (sethn@iowanba.com)
NBA Affiliation: Minnesota

Lakeland Magic

701 West Lime Street; Lakeland, FL 33815
Tel: (863) 825-3258; Fax: (863) 825-3279
Arena: RP Funding Center
Media Relations: Ashley Foss
(afoss@lakelandmagic.com)
NBA Affiliation: Orlando

Long Island Nets

168 39th Street, 8th Floor
Brooklyn, NY 11232
Arena: Barclays Center
Media Relations: Megan Walsh
(mwalsh@brooklynnets.com)
NBA Affiliation: Brooklyn

Maine Red Claws

413 Congress Street; Portland, ME 04101
Tel: 207-210-6655; Fax: 207-210-6659
Arena: Portland Exposition Building
Media Relations: Evans Boston
(eboston@maineredclaws.com)
NBA Affiliation: Boston

Memphis Hustle

191 Beale Street; Memphis, TN 28103
Tel: (901) 205-1234; Fax: (901) 205-1244
Arena: The Landers Center
Media Relations: Geoffrey Langham
(glangham@grizzlies.com)
NBA Affiliation: Memphis

Northern Arizona Suns

3201 N. Maine Street; Prescott Valley, AZ 86314

Tel: (928) 772-7867

Arena: Prescott Valley Event Center

Media Relations: Ashley Stovall

(astovall@nazsuns.com)

NBA Affiliation: Phoenix

Oklahoma City Blue

208 Thunder Drive, Oklahoma City, OK 73102

Tel: (405) 208-4800; Fax: (405) 429-7900

Arena: Cox Convention Center

Media Relations: Laila Wani

(lwani@okcthunder.com)

NBA Affiliation: Oklahoma City

Raptors 905

5600 Rose Cherry Place; Mississauga, ON L4Z4B6

Tel: (416) 815-5600 Fax: (416) 357-9205

Arena: Hershey Centre

Media Relations: Stefano Toniutti

(stefano.toniutti@mlse.com)

NBA Affiliation: Toronto

Reno Bighorns

50 West Liberty Street, Ste. 201; Reno, NV 89501

Tel: (775) 853-8200

Arena: Reno Event Center

Media Relations: Kyle Jones

(kjones@renobighorns.com)

NBA Affiliation: Sacramento

Rio Grande Valley Vipers

4500 North 10th Street, Suite 315; McAllen, TX 78504

Tel: (956) 972-1144; Fax: (956) 972-1150

Arena: State Farm Arena

Media Relations: Anwar Chagollan

(anwar@rgvfc.com)

NBA Affiliation: Houston

Salt Lake City Stars

301 West South Temple; Salt Lake City, UT 84101

Tel: (801) 325-2500

Arena: Lifetime Activities Center - Bruin Arena

Media Relations: Gina Clavert

(gina.calvert@slcstars.com)

NBA Affiliation: Utah

Santa Cruz Warriors

903 Pacific Avenue, Suite 101; Santa Cruz, CA 95060

Tel: (831) 731-4396; Fax: (831) 466-3201

Arena: Kaiser Permanente Arena

Media Relations: Massimo Deguadenzi

(massimo@santacruzbasketball.com)

NBA Affiliation: Golden State

Sioux Falls Skyforce

2131 South Minnesota Ave; Sioux Falls, SD 57105

Tel: (605) 332-0605; Fax: (605) 332-2305

Arena: Sanford Pentagon

Media Relations: Matt Dykstra

(mdykstra@skyforceonline.com)

NBA Affiliation: Miami

South Bay Lakers

2275 East Mariposa Ave.; El Segundo, CA 90245

Tel: (310) 426-6000; Fax: (310) 426-6031

Arena: UCLA Health Training Center

Media Relations: Noah Camarena

(ncamarena@sb-lakers.com)

NBA Affiliation: Los Angeles Lakers

Texas Legends

2601 Avenue of the Stars, Suite 300; Frisco, TX 75034

Tel: (214) 469-0822; Fax: (214) 469-0823

Arena: Dr. Pepper Arena

Media Relations: Britney Wynn

(bwynn@texlegends.com)

NBA Affiliation: Dallas

Westchester Knicks

198 Central Ave.; White Plains, NY 10606

Tel: (914) 559-6888

Arena: Westchester County Center

Media Relations: Katie Hatch

(Katie.hatch@msg.com)

NBA Affiliation: New York

Windy City Bulls

5333 Prairie Stone Parkway; Hoffman Estates, IL 60192

Tel: (847) 396-7070

Arena: Sears Centre Arena

Media Relations: Cedric Quackenbush

(cquackenbush@bulls.com)

NBA Affiliation: Chicago

Wisconsin Herd

549 High Avenue; Oshkosh, WI 54901

Tel: (920) 233-4274; Fax: (920) 744-0238

Arena: Oshkosh Arena

Media Relations: Mallory Steinberg

(msteinberg@wisconsinherd.com)

NBA Affiliation: Milwaukee

2017-18 NBA Call-Ups (60 NBA Call-Ups, 50 Players)

Andre Ingram	South Bay Lakers	Lakers	April 9, 2018
Omari Johnson	Memphis Hustle	Grizzlies	April 6, 2018
Jeremy Evans	Erie BayHawks	Hawks	April 1, 2018
Nigel Hayes	Westchester Knicks	Kings	March 31, 2018
Tim Quarterman	Agua Caliente Clippers	Rockets	March 30, 2018
Xavier Silas	Northern Arizona Suns	Celtics	March 28, 2018
CJ Fair	Windy City Bulls	Bulls	March 25, 2018
Jaylen Johnson	Windy City Bulls	Bulls	March 24, 2018
Marquis Teague	Memphis Hustle	Grizzlies	March 24, 2018
Aaron Harrison	Stockton Kings	Mavericks	March 22, 2018
David Stockton	Stockton Kings	Jazz	March 17, 2018
Larry Drew II	Sioux Falls Skyforce	Pelicans	March 15, 2018
Briante Weber	Sioux Falls Skyforce	Grizzlies	March 14, 2018
Damion Lee	Santa Cruz Warriors	Hawks	March 13, 2018
Brandon Jennings	Wisconsin Herd	Bucks	March 11, 2018
Jameel Warney	Texas Legends	Mavericks	March 11, 2018
Rodney Purvis	Lakeland Magic	Magic	March 8, 2018
Nigel Hayes	Westchester Knicks	Raptors	March 6, 2018
Xavier Rathan-Mayes	Westchester Knicks	Grizzlies	March 5, 2018
Travis Wear	South Bay Lakers	Lakers	March 2, 2018
Jarell Eddie	Windy City Bulls	Bulls	March 1, 2018
Jaylen Morris	Erie BayHawks	Hawks	February 28, 2018
Naz Mitrou-Long	Salt Lake City Stars	Jazz	February 24, 2018
Marcus Thornton	Canton Charge	Cavaliers	February 22, 2018
Antonius Cleveland	Santa Cruz Warriors	Hawks	February 22, 2018
Shaquille Harrison	Northern Arizona Suns	Suns	February 21, 2018
Walter Lemon Jr.	Fort Wayne Mad Ants	Pelicans	February 21, 2018
Trey McKinney-Jones	Fort Wayne Mad Ants	Pacers	February 20, 2018
Naz Mitrou-Long	Salt Lake City Stars	Jazz	February 11, 2018
Kyle Collinsworth	Texas Legends	Mavericks	February 8, 2018
Emeka Okafor	Delaware Blue Coats	Pelicans	February 3, 2018
Josh Gray	Northern Arizona Suns	Suns	February 2, 2018
Kyle Collinsworth	Texas Legends	Mavericks	January 24, 2018
Larry Drew II	Sioux Falls Skyforce	76ers	January 23, 2018
Jarell Eddie	Windy City Bulls	Celtics	January 20, 2018
Nigel Hayes	Westchester Knicks	Lakers	January 19, 2018
Markel Brown	Oklahoma City Blue	Rockets	January 16, 2018
Marshall Plumlee	Agua Caliente Clippers	Bucks	January 16, 2018
James Webb III	Delaware Blue Coats	Nets	January 15, 2018
Amile Jefferson	Iowa Wolves	Timberwolves	January 15, 2018
Andrew White	Maine Red Claws	Hawks	January 15, 2018
Reggie Hearn	Stockton Kings	Pistons	January 15, 2018
RJ Hunter	Rio Grande Valley Vipers	Rockets	January 14, 2018
Georges Niang	Santa Cruz Warriors	Jazz	January 14, 2018
Trey Burke	Westchester Knicks	Knicks	January 14, 2018
Kyle Collinsworth	Texas Legends	Mavericks	January 13, 2018
Myke Henry	Oklahoma City Blue	Grizzlies	January 13, 2018
Ben Moore	Fort Wayne Mad Ants	Pacers	January 12, 2018
Xavier Munford	Wisconsin Herd	Bucks	January 7, 2018
Tyrone Wallace	Agua Caliente Clippers	Clippers	January 6, 2018
James Young	Wisconsin Herd	76ers	January 5, 2018
Derrick Jones, Jr.	Northern Arizona Suns	Heat	December 31, 2017
Naz Mitrou-Long	Salt Lake City Stars	Jazz	December 22, 2017
Erik McCree	Sioux Falls Skyforce	Jazz	December 21, 2017
Kyle Collinsworth	Texas Legends	Mavericks	December 19, 2017
Milton Doyle	Long Island Nets	Nets	December 18, 2017
Isaiah Canaan	Northern Arizona	Suns	Suns December 13, 2017
Danuel House	Rio Grande Valley Vipers	Suns	December 8, 2017
Antonius Cleveland	Santa Cruz Warriors	Mavericks	November 17, 2017
Tyler Cavanaugh	Erie BayHawks	Hawks	November 5, 2017

2017-18 NBA Assignments (435 Assignments, 101 Players)

Alfonzo McKinnie	Raptors	Raptors 905	April 10, 2018
Derrick White	Spurs	Austin Spurs	April 8, 2018
Travis Wear	Lakers	South Bay Lakers	April 5, 2018
Derrick White	Spurs	Austin Spurs	April 5, 2018
Jeremy Evans	Hawks	Erie BayHawks	April 5, 2018
Tyler Cavanaugh	Hawks	Erie BayHawks	April 5, 2018
Travis Wear	Lakers	South Bay Lakers	April 2, 2018
Damyean Dotson	Knicks	Westchester Knicks	April 2, 2018
Jeremy Evans	Hawks	Erie BayHawks	April 2, 2018
Tyler Cavanaugh	Hawks	Erie BayHawks	April 2, 2018
Dakari Johnson	Thunder	Oklahoma City Blue	March 31, 2018
Derrick White	Spurs	Austin Spurs	March 30, 2018
Dakari Johnson	Thunder	Oklahoma City Blue	March 30, 2018
Thomas Bryant	Lakers	South Bay Lakers	March 29, 2018
Tyler Cavanaugh	Hawks	Erie BayHawks	March 29, 2018
Travis Wear	Lakers	South Bay Lakers	March 29, 2018
Chinanu Onuaku	Rockets	Rio Grande Valley Vipers	March 28, 2018
Zhou Qi	Rockets	Rio Grande Valley Vipers	March 28, 2018
Thomas Bryant	Lakers	South Bay Lakers	March 27, 2018
Ike Anigbogu	Pacers	Fort Wayne Mad Ants	March 26, 2018
Jaylen Johnson	Bulls	Windy City Bulls	March 24, 2018
Bruno Caboclo	Kings	Stockton Kings	March 23, 2018
Damyean Dotson	Knicks	Westchester Knicks	March 23, 2018
Khem Birch	Magic	Lakeland Magic	March 23, 2018
Rodney Purvis	Magic	Lakeland Magic	March 23, 2018
Thomas Bryant	Lakers	South Bay Lakers	March 23, 2018
Ivica Zubac	Lakers	South Bay Lakers	March 23, 2018
Dakari Johnson	Thunder	Oklahoma City Blue	March 22, 2018
Damian Jones	Warriors	Santa Cruz Warriors	March 21, 2018
Rodney Purvis	Magic	Lakeland Magic	March 20, 2018
Alan Williams	Suns	Northern Arizona Suns	March 20, 2018
Zhou Qi	Rockets	Rio Grande Valley Vipers	March 18, 2018
Isaiah Whitehead	Nets	Long Island Nets	March 18, 2018
Nigel Hayes	Raptors	Raptors 905	March 18, 2018
Thomas Bryant	Lakers	South Bay Lakers	March 17, 2018
Damyean Dotson	Knicks	Westchester Knicks	March 16, 2018
Alan Williams	Suns	Northern Arizona Suns	March 15, 2018
Derrick White	Spurs	Austin Spurs	March 15, 2018
Thomas Bryant	Lakers	South Bay Lakers	March 14, 2018
Isaiah Whitehead	Nets	Long Island Nets	March 14, 2018
Dante Exum	Jazz	Salt Lake City Stars	March 14, 2018
Chris McCullough	Wizards	Erie BayHawks	March 14, 2018
Dante Exum	Jazz	Salt Lake City Stars	March 13, 2018
Alex Poythress	Pacers	Fort Wayne Mad Ants	March 12, 2018
Tony Bradley	Jazz	Salt Lake City Stars	March 11, 2018
Alfonzo McKinnie	Raptors	Raptors 905	March 10, 2018
DJ Wilson	Bucks	Wisconsin Herd	March 10, 2018
Nigel Hayes	Raptors	Raptors 905	March 10, 2018
Malachi Richardson	Raptors	Raptors 905	March 9, 2018
Dakari Johnson	Thunder	Oklahoma City Blue	March 9, 2018
Thomas Bryant	Lakers	South Bay Lakers	March 8, 2018
Alfonzo McKinnie	Raptors	Raptors 905	March 8, 2018
Jarell Eddie	Bulls	Windy City Bulls	March 8, 2018
Nigel Hayes	Raptors	Raptors 905	March 8, 2018
Dakari Johnson	Thunder	Oklahoma City Blue	March 7, 2018
Derrick White	Spurs	Austin Spurs	March 6, 2018
Dakari Johnson	Thunder	Oklahoma City Blue	March 5, 2018
Derrick White	Spurs	Austin Spurs	March 4, 2018
Jordan Bell	Warriors	Santa Cruz Warriors	March 3, 2018
DJ Wilson	Bucks	Wisconsin Herd	March 3, 2018

2017-18 NBA Assignments (Cont.)

Tony Bradley	Jazz	Salt Lake City Stars	March 3, 2018
Justin Patton	Timberwolves	Iowa Wolves	March 3, 2018
Jarell Eddie	Bulls	Windy City Bulls	March 2, 2018
Chris McCullough	Wizards	Northern Arizona Suns	March 2, 2018
Brandon Paul	Spurs	Austin Spurs	March 2, 2018
Derrick White	Spurs	Austin Spurs	March 2, 2018
Ante Zizic	Cavaliers	Canton Charge	March 2, 2018
Ante Zizic	Cavaliers	Canton Charge	February 28, 2018
Derrick White	Spurs	Austin Spurs	February 28, 2018
Tyler Cavanaugh	Hawks	Erie BayHawks	February 28, 2018
Naz Mitrou-Long	Jazz	Salt Lake City Stars	February 27, 2018
Tony Bradley	Jazz	Salt Lake City Stars	February 27, 2018
Davon Reed	Suns	Northern Arizona Suns	February 25, 2018
Malachi Richardson	Raptors	Raptors 905	February 25, 2018
Alfonzo McKinnie	Raptors	Raptors 905	February 25, 2018
Ike Anigbogu	Pacers	Fort Wayne Mad Ants	February 24, 2018
Damian Jones	Warriors	Santa Cruz Warriors	February 24, 2018
Thomas Bryant	Lakers	South Bay Lakers	February 24, 2018
Isaiah Whitehead	Nets	Long Island Nets	February 24, 2018
Dakari Johnson	Thunder	Oklahoma City Blue	February 23, 2018
Marcus Thornton	Cavaliers	Canton Charge	February 23, 2018
Davon Reed	Suns	Northern Arizona Suns	February 23, 2018
Derrick White	Spurs	Austin Spurs	February 23, 2018
Johnathan Isaac	Magic	Lakeland Magic	February 23, 2018
Malachi Richardson	Raptors	Raptors 905	February 22, 2018
Alfonzo McKinnie	Raptors	Raptors 905	February 22, 2018
Thomas Bryant	Lakers	South Bay Lakers	February 22, 2018
Johnathan Isaac	Magic	Lakeland Magic	February 22, 2018
Justin Patton	Timberwolves	Iowa Wolves	February 22, 2018
Rodney McGruder	Heat	Sioux Falls Skyforce	February 22, 2018
Ante Zizic	Cavaliers	Canton Charge	February 21, 2018
Guerschon Yabusele	Celtics	Maine Red Claws	February 21, 2018
Zhou Qi	Rockets	Rio Grande Valley Vipers	February 21, 2018
Chinanu Onuaku	Rockets	Rio Grande Valley Vipers	February 21, 2018
Tony Bradley	Jazz	Salt Lake City Stars	February 21, 2018
Malachi Richardson	Raptors	Raptors 905	February 21, 2018
Alfonzo McKinnie	Raptors	Raptors 905	February 21, 2018
Naz Mitrou-Long	Jazz	Salt Lake City Stars	February 20, 2018
Sindarius Thornwell	Clippers	Agua Caliente Clippers	February 20, 2018
Naz Mitrou-Long	Jazz	Salt Lake City Stars	February 13, 2018
Tony Bradley	Jazz	Salt Lake City Stars	February 13, 2018
Cristiano Felicio	Bulls	Windy City Bulls	February 13, 2018
Cristiano Felicio	Bulls	Windy City Bulls	February 12, 2018
Kris Dunn	Bulls	Windy City Bulls	February 12, 2018
Malachi Richardson	Raptors	Raptors 905	February 12, 2018
Noah Vonleh	Bulls	Windy City Bulls	February 12, 2018
Patrick McCaw	Warriors	Santa Cruz Warriors	February 11, 2018
Brice Johnson	Grizzlies	Memphis Hustle	February 11, 2018
Guerschon Yabusele	Celtics	Maine Red Claws	February 11, 2018
Guerschon Yabusele	Celtics	Maine Red Claws	February 10, 2018
Dakari Johnson	Thunder	Oklahoma City Blue	February 10, 2018
Terrance Ferguson	Thunder	Oklahoma City Blue	February 10, 2018
Patrick McCaw	Warriors	Santa Cruz Warriors	February 9, 2018
Isaiah Whitehead	Nets	Long Island Nets	February 8, 2018
Thomas Bryant	Lakers	South Bay Lakers	February 8, 2018
Cristiano Felicio	Bulls	Windy City Bulls	February 7, 2018
Brice Johnson	Pistons	Grand Rapids Drive	February 7, 2018
Kris Dunn	Bulls	Windy City Bulls	February 6, 2018
Lauri Markkanen	Bulls	Windy City Bulls	February 6, 2018
Damian Jones	Warriors	Santa Cruz Warriors	February 5, 2018

2017-18 NBA Assignments (Cont.)

Cameron Payne	Bulls	Windy City Bulls	February 5, 2018
Alfonzo McKinnie	Raptors	Raptors 905	February 5, 2018
Glenn Robinson III	Pacers	Fort Wayne Mad Ants	February 5, 2018
Thomas Bryant	Lakers	South Bay Lakers	February 5, 2018
DJ Wilson	Bucks	Wisconsin Herd	February 3, 2018
Troy Williams	Rockets	Rio Grande Valley Vipers	February 3, 2018
Ante Zizic	Cavaliers	Canton Charge	February 3, 2018
Glenn Robinson III	Pacers	Fort Wayne Mad Ants	February 3, 2018
Isaiah Whitehead	Nets	Long Island Nets	February 1, 2018
Ike Anigbogu	Pacers	Fort Wayne Mad Ants	February 1, 2018
Ante Zizic	Cavaliers	Canton Charge	February 1, 2018
Kyle Collinsworth	Mavericks	Texas Legends	February 1, 2018
Derrick White	Spurs	Austin Spurs	February 1, 2018
Tyler Cavanaugh	Hawks	Erie BayHawks	February 1, 2018
Glenn Robinson III	Pacers	Fort Wayne Mad Ants	February 1, 2018
Alfonzo McKinnie	Raptors	Raptors 905	January 31, 2018
Zhou Qi	Rockets	Rio Grande Valley Vipers	January 30, 2018
Damyean Dotson	Knicks	Westchester Knicks	January 29, 2018
Alfonzo McKinnie	Raptors	Raptors 905	January 29, 2018
Tony Bradley	Jazz	Salt Lake City Stars	January 29, 2018
Damian Jones	Warriors	Santa Cruz Warriors	January 28, 2018
Damyean Dotson	Knicks	Westchester Knicks	January 27, 2018
Alfonzo McKinnie	Raptors	Raptors 905	January 27, 2018
Alfonzo McKinnie	Raptors	Raptors 905	January 26, 2018
Ivica Zubac	Lakers	South Bay Lakers	January 25, 2018
Thomas Bryant	Lakers	South Bay Lakers	January 25, 2018
Isaiah Taylor	Hawks	Erie BayHawks	January 25, 2018
Tyler Cavanaugh	Hawks	Erie BayHawks	January 25, 2018
DJ Wilson	Bucks	Wisconsin Herd	January 23, 2018
Derrick White	Spurs	Austin Spurs	January 23, 2018
Troy Williams	Rockets	Rio Grande Valley Vipers	January 23, 2018
Chinanu Onuaku	Rockets	Rio Grande Valley Vipers	January 23, 2018
Tyler Lydon	Nuggets	Rio Grande Valley Vipers	January 23, 2018
Guerschon Yabusele	Celtics	Maine Red Claws	January 22, 2018
Davon Reed	Suns	Northern Arizona Suns	January 22, 2018
Jabari Parker	Bucks	Wisconsin Herd	January 22, 2018
Dakari Johnson	Thunder	Oklahoma City Blue	January 21, 2018
Guerschon Yabusele	Celtics	Maine Red Claws	January 20, 2018
Abdel Nader	Celtics	Maine Red Claws	January 20, 2018
Davon Reed	Suns	Northern Arizona Suns	January 20, 2018
Derrick White	Spurs	Austin Spurs	January 20, 2018
Brandon Paul	Spurs	Austin Spurs	January 20, 2018
Paul Zipser	Bulls	Windy City Bulls	January 19, 2018
Cristiano Felicio	Bulls	Windy City Bulls	January 19, 2018
Ante Zizic	Cavaliers	Canton Charge	January 19, 2018
Sindarius Thornwell	Clippers	Agua Caliente Clippers	January 19, 2018
Troy Williams	Rockets	Rio Grande Valley Vipers	January 19, 2018
Tony Bradley	Jazz	Salt Lake City Stars	January 17, 2018
Isaiah Taylor	Hawks	Erie BayHawks	January 17, 2018
DeAndre' Bembry	Hawks	Erie BayHawks	January 17, 2018
Tyler Cavanaugh	Hawks	Erie BayHawks	January 17, 2018
Damian Jones	Warriors	Santa Cruz Warriors	January 16, 2018
Dakari Johnson	Thunder	Oklahoma City Blue	January 16, 2018
Tony Bradley	Jazz	Salt Lake City Stars	January 15, 2018
Jabari Parker	Bucks	Wisconsin Herd	January 15, 2018
Damyean Dotson	Knicks	Westchester Knicks	January 15, 2018
D'Angelo Russell	Nets	Long Island Nets	January 15, 2018
Guerschon Yabusele	Celtics	Maine Red Claws	January 15, 2018
Ante Zizic	Cavaliers	Canton Charge	January 14, 2018
Alfonzo McKinnie	Raptors	Raptors 905	January 12, 2018

2017-18 NBA Assignments (Cont.)

Dakari Johnson	Thunder	Oklahoma City Blue	January 11, 2018
Brice Johnson	Clippers	Agua Caliente Clippers	January 11, 2018
Malachi Richardson	Kings	Stockton Kings	January 10, 2018
Georgios Papagiannis	Kings	Stockton Kings	January 10, 2018
Alfonzo McKinnie	Raptors	Raptors 905	January 10, 2018
Khem Birch	Magic	Lakeland Magic	January 10, 2018
Thomas Bryant	Lakers	South Bay Lakers	January 8, 2018
Dwayne Bacon	Hornets	Greensboro Swarm	January 8, 2018
Davon Reed	Suns	Northern Arizona Suns	January 8, 2018
D'Angelo Russell	Nets	Long Island Nets	January 8, 2018
Damyean Dotson	Knicks	Westchester Knicks	January 8, 2018
Georgios Papagiannis	Kings	Stockton Kings	January 7, 2018
Justin Jackson	Kings	Stockton Kings	January 7, 2018
Abdel Nader	Celtics	Maine Red Claws	January 7, 2018
Guerschon Yabusele	Celtics	Maine Red Claws	January 7, 2018
Demetrius Jackson	Rockets	Rio Grande Valley Vipers	January 6, 2018
Tony Bradley	Jazz	Salt Lake City Stars	January 5, 2018
Justin Jackson	Kings	Stockton Kings	January 5, 2018
Georgios Papagiannis	Kings	Stockton Kings	January 5, 2018
Cristiano Felicio	Bulls	Windy City Bulls	January 5, 2018
Wes Iwundu	Magic	Lakeland Magic	January 5, 2018
Khem Birch	Magic	Lakeland Magic	January 5, 2018
Cheick Diallo	Pelicans	Salt Lake City Stars	January 3, 2018
Chris McCullough	Wizards	Wisconsin Herd	January 3, 2018
Zach LaVine	Bulls	Windy City Bulls	January 3, 2018
Cristiano Felicio	Bulls	Windy City Bulls	January 3, 2018
Ike Anigbogu	Pacers	Fort Wayne Mad Ants	January 3, 2018
Ivan Rabb	Grizzlies	Memphis Hustle	January 2, 2018
Ante Zizic	Cavaliers	Canton Charge	January 2, 2018
Derrick White	Spurs	Austin Spurs	January 2, 2018
Cristiano Felicio	Bulls	Windy City Bulls	January 2, 2018
Zach LaVine	Bulls	Windy City Bulls	January 2, 2018
DJ Wilson	Bucks	Wisconsin Herd	January 2, 2018
Jabari Parker	Bucks	Wisconsin Herd	January 1, 2018
Zach LaVine	Bulls	Windy City Bulls	January 1, 2018
Zhou Qi	Rockets	Rio Grande Valley Vipers	January 1, 2018
Zach LaVine	Bulls	Windy City Bulls	December 31, 2017
Ivica Zubac	Lakers	South Bay Lakers	December 30, 2017
Thomas Bryant	Lakers	South Bay Lakers	December 30, 2017
Tony Bradley	Jazz	Salt Lake City Stars	December 29, 2017
Bruno Caboclo	Raptors	Raptors 905	December 29, 2017
Ivica Zubac	Lakers	South Bay Lakers	December 28, 2017
Thomas Bryant	Lakers	South Bay Lakers	December 28, 2017
Davon Reed	Suns	Northern Arizona Suns	December 28, 2017
Cristiano Felicio	Bulls	Windy City Bulls	December 28, 2017
Terrance Ferguson	Thunder	Oklahoma City Blue	December 28, 2017
Ivan Rabb	Grizzlies	Memphis Hustle	December 28, 2017
Mike Muscala	Hawks	Erie BayHawks	December 27, 2017
DeAndre' Bembry	Hawks	Erie BayHawks	December 27, 2017
Blake Griffin	Clippers	Agua Caliente Clippers	December 27, 2017
Sindarius Thornwell	Clippers	Agua Caliente Clippers	December 27, 2017
Justin Patton	Timberwolves	Iowa Wolves	December 27, 2017
Derrick White	Spurs	Austin Spurs	December 27, 2017
Dwayne Bacon	Hornets	Greensboro Swarm	December 27, 2017
Zach LaVine	Bulls	Windy City Bulls	December 26, 2017
Julyan Stone	Hornets	Greensboro Swarm	December 26, 2017
Caleb Swanigan	Trail Blazers	Canton Charge	December 26, 2017
Chinanu Onuaku	Rockets	Rio Grande Valley Vipers	December 25, 2017
Tony Bradley	Jazz	Salt Lake City Stars	December 25, 2017
Malik Monk	Hornets	Greensboro Swarm	December 25, 2017

2017-18 NBA Assignments (Cont.)

Dwayne Bacon	Hornets	Greensboro Swarm	December 25, 2017
Damyean Dotson	Knicks	Westchester Knicks	December 23, 2017
Ivan Rabb	Grizzlies	Memphis Hustle	December 22, 2017
Julyan Stone	Hornets	Greensboro Swarm	December 22, 2017
Ante Zizic	Cavaliers	Canton Charge	December 22, 2017
Damian Jones	Warriors	Santa Cruz Warriors	December 22, 2017
Wayne Selden	Grizzlies	Memphis Hustle	December 21, 2017
Ante Zizic	Cavaliers	Canton Charge	December 21, 2017
Isaiah Thomas	Cavaliers	Canton Charge	December 21, 2017
Zhou Qi	Rockets	Rio Grande Valley Vipers	December 21, 2017
DJ Wilson	Bucks	Wisconsin Herd	December 20, 2017
Isaiah Whitehead	Nets	Long Island Nets	December 19, 2017
Tyler Dorsey	Hawks	Erie BayHawks	December 19, 2017
Terrance Ferguson	Thunder	Oklahoma City Blue	December 19, 2017
Mike Muscala	Hawks	Erie BayHawks	December 19, 2017
Zhou Qi	Rockets	Rio Grande Valley Vipers	December 19, 2017
Brice Johnson	Clippers	Agua Caliente Clippers	December 19, 2017
Isaiah Whitehead	Nets	Long Island Nets	December 18, 2017
Jabari Parker	Bucks	Wisconsin Herd	December 18, 2017
Cristiano Felicio	Bulls	Windy City Bulls	December 18, 2017
Derrick White	Spurs	Austin Spurs	December 17, 2017
Alfonzo McKinnie	Raptors	Raptors 905	December 17, 2017
Ivica Zubac	Lakers	South Bay Lakers	December 16, 2017
Cristiano Felicio	Bulls	Windy City Bulls	December 16, 2017
Kay Felder	Bulls	Windy City Bulls	December 16, 2017
TJ Leaf	Pacers	Fort Wayne Mad Ants	December 15, 2017
Ike Anigbogu	Pacers	Fort Wayne Mad Ants	December 15, 2017
Khem Birch	Magic	Lakeland Magic	December 15, 2017
Abdel Nader	Celtics	Maine Red Claws	December 14, 2017
Guerschon Yabusele	Celtics	Maine Red Claws	December 14, 2017
Furkan Korkmaz	76ers	Delaware Blue Coats	December 14, 2017
Ante Zizic	Cavaliers	Canton Charge	December 13, 2017
Ante Zizic	Cavaliers	Canton Charge	December 12, 2017
Tyler Dorsey	Hawks	Erie BayHawks	December 12, 2017
John Collins	Hawks	Erie BayHawks	December 12, 2017
Ivan Rabb	Grizzlies	Memphis Hustle	December 12, 2017
Isaiah Whitehead	Nets	Long Island Nets	December 11, 2017
Derrick White	Spurs	Austin Spurs	December 10, 2017
Ivan Rabb	Grizzlies	Memphis Hustle	December 10, 2017
Zach LaVine	Bulls	Windy City Bulls	December 9, 2017
Ivan Rabb	Grizzlies	Memphis Hustle	December 9, 2017
Furkan Korkmaz	76ers	Delaware Blue Coats	December 8, 2017
Julyan Stone	Hornets	Greensboro Swarm	December 8, 2017
Ivan Rabb	Grizzlies	Memphis Hustle	December 8, 2017
Zach LaVine	Bulls	Windy City Bulls	December 7, 2017
Furkan Korkmaz	76ers	Delaware Blue Coats	December 7, 2017
Tony Bradley	Jazz	Salt Lake City Stars	December 6, 2017
Brice Johnson	Clippers	Agua Caliente Clippers	December 6, 2017
Skal Labissiere	Kings	Stockton Kings	December 5, 2017
Kay Felder	Bulls	Windy City Bulls	December 5, 2017
Alfonzo McKinnie	Raptors	Raptors 905	December 5, 2017
Thomas Bryant	Lakers	South Bay Lakers	December 4, 2017
Ivan Rabb	Grizzlies	Memphis Hustle	December 4, 2017
Furkan Korkmaz	76ers	Delaware Blue Coats	December 4, 2017
Brice Johnson	Clippers	Agua Caliente Clippers	December 4, 2017
Milos Teodosic	Clippers	Agua Caliente Clippers	December 4, 2017
Danilo Gallinari	Clippers	Agua Caliente Clippers	December 4, 2017
Tyler Lydon	Nuggets	Rio Grande Valley Vipers	December 4, 2017
Tyler Lydon	Nuggets	Rio Grande Valley Vipers	December 3, 2017
Justin Patton	Timberwolves	Iowa Wolves	December 3, 2017

2017-18 NBA Assignments (Cont.)


Isaiah Whitehead	Nets	Long Island Nets	December 3, 2017
Alfonzo McKinnie	Raptors	Raptors 905	December 3, 2017
Ivan Rabb	Grizzlies	Memphis Hustle	December 3, 2017
Tony Bradley	Jazz	Salt Lake City Stars	December 2, 2017
Ivica Zubac	Lakers	South Bay Lakers	December 2, 2017
Khem Birch	Magic	Lakeland Magic	December 2, 2017
Sterling Brown	Bucks	Wisconsin Herd	December 1, 2017
Abdel Nader	Celtics	Maine Red Claws	December 1, 2017
Guerschon Yabusele	Celtics	Maine Red Claws	December 1, 2017
Kay Felder	Bulls	Windy City Bulls	December 1, 2017
Furkan Korkmaz	76ers	Delaware Blue Coats	December 1, 2017
Ante Zizic	Cavaliers	Canton Charge	December 1, 2017
DJ Wilson	Bucks	Wisconsin Herd	December 1, 2017
Zach LaVine	Bulls	Windy City Bulls	November 30, 2017
Nikola Mirotic	Bulls	Windy City Bulls	November 30, 2017
Georgios Papagiannis	Kings	Stockton Kings	November 29, 2017
Troy Williams	Rockets	Rio Grande Valley Vipers	November 29, 2017
Joakim Noah	Knicks	Westchester Knicks	November 29, 2017
Malachi Richardson	Kings	Stockton Kings	November 29, 2017
Justin Jackson	Kings	Stockton Kings	November 29, 2017
Ike Anigbogou	Pacers	Fort Wayne Mad Ants	November 29, 2017
Furkan Korkmaz	76ers	Delaware Blue Coats	November 28, 2017
Guerschon Yabusele	Celtics	Maine Red Claws	November 28, 2017
Tony Bradley	Jazz	Salt Lake City Stars	November 27, 2017
Damyean Dotson	Knicks	Westchester Knicks	November 28, 2017
Ivan Rabb	Grizzlies	Memphis Hustle	November 27, 2017
Ron Baker	Knicks	Westchester Knicks	November 27, 2017
Tyler Dorsey	Hawks	Erie BayHawks	November 26, 2017
Alfonzo McKinnie	Raptors	Raptors 905	November 26, 2017
Jarell Martin	Grizzlies	Memphis Hustle	November 25, 2017
Derrick Jones, Jr.	Suns	Northern Arizona Suns	November 25, 2017
Ante Zizic	Cavaliers	Canton Charge	November 25, 2017
Cedi Osman	Cavaliers	Canton Charge	November 25, 2017
Isaiah Whitehead	Nets	Long Island Nets	November 24, 2017
Zhou Qi	Rockets	Rio Grande Valley Vipers	November 24, 2017
Ivan Rabb	Grizzlies	Memphis Hustle	November 24, 2017
Nicolas Brussino	Hawks	Erie BayHawks	November 22, 2017
Thomas Bryant	Lakers	South Bay Lakers	November 22, 2017
Furkan Korkmaz	76ers	Delaware Blue Coats	November 21, 2017
Thomas Bryant	Lakers	South Bay Lakers	November 21, 2017
Zhou Qi	Rockets	Rio Grande Valley Vipers	November 21, 2017
Derrick Jones, Jr.	Suns	Northern Arizona Suns	November 20, 2017
Henry Ellenson	Pistons	Grand Rapids Drive	November 20, 2017
Wes Iwundu	Magic	Lakeland Magic	November 20, 2017
Khem Birch	Magic	Lakeland Magic	November 20, 2017
Damyean Dotson	Knicks	Westchester Knicks	November 19, 2017
Ante Zizic	Cavaliers	Canton Charge	November 19, 2017
Bruno Caboclo	Raptors	Raptors 905	November 19, 2017
Alfonzo McKinnie	Raptors	Raptors 905	November 19, 2017
Deyonta Davis	Grizzlies	Memphis Hustle	November 17, 2017
Jarell Martin	Grizzlies	Memphis Hustle	November 17, 2017
Furkan Korkmaz	76ers	Delaware Blue Coats	November 17, 2017
Bruno Caboclo	Raptors	Raptors 905	November 17, 2017
Alfonzo McKinnie	Raptors	Raptors 905	November 17, 2017
Alfonzo McKinnie	Raptors	Raptors 905	November 17, 2017
Jarell Martin	Grizzlies	Memphis Hustle	November 17, 2017
Deyonta Davis	Grizzlies	Memphis Hustle	November 17, 2017
Ivan Rabb	Grizzlies	Memphis Hustle	November 17, 2017
Sterling Brown	Bucks	Wisconsin Herd	November 16, 2017
Georgios Papagiannis	Kings	Stockton Kings	November 16, 2017

2017-18 NBA Assignments (Cont.)

Brice Johnson	Clippers	Agua Caliente Clippers	November 16, 2017
Miles Plumlee	Hawks	Erie BayHawks	November 15, 2017
Nicolas Brussino	Hawks	Erie BayHawks	November 15, 2017
Ike Anigbogu	Pacers	Fort Wayne Mad Ants	November 15, 2017
Terrance Ferguson	Thunder	Oklahoma City Blue	November 14, 2017
Damian Jones	Warriors	Santa Cruz Warriors	November 14, 2017
Ivica Zubac	Lakers	South Bay Lakers	November 14, 2017
Josh Hart	Lakers	South Bay Lakers	November 14, 2017
Tyler Dorsey	Hawks	Erie BayHawks	November 12, 2017
Damyean Dotson	Knicks	Westchester Knicks	November 12, 2017
Derrick Jones, Jr.	Suns	Northern Arizona Suns	November 11, 2017
Ron Baker	Knicks	Westchester Knicks	November 11, 2017
Ron Baker	Knicks	Westchester Knicks	November 10, 2017
Wayne Selden	Grizzlies	Memphis Hustle	November 10, 2017
Ivan Rabb	Grizzlies	Memphis Hustle	November 10, 2017
Deyonta Davis	Grizzlies	Memphis Hustle	November 10, 2017
Damyean Dotson	Knicks	Westchester Knicks	November 10, 2017
Marcus Georges-Hunt	Timberwolves	Iowa Wolves	November 9, 2017
Wes Iwundu	Magic	Lakeland Magic	November 9, 2017
Khem Birch	Magic	Lakeland Magic	November 9, 2017
Georgios Papagiannis	Kings	Stockton Kings	November 9, 2017
Derrick Jones, Jr.	Suns	Northern Arizona Suns	November 9, 2017
Zhou Qi	Rockets	Rio Grande Valley Vipers	November 8, 2017
Royce O'Neale	Jazz	Salt Lake City Stars	November 8, 2017
Tony Bradley	Jazz	Salt Lake City Stars	November 8, 2017
Bruno Caboclo	Raptors	Raptors 905	November 8, 2017
Alfonzo McKinnie	Raptors	Raptors 905	November 7, 2017
Bruno Caboclo	Raptors	Raptors 905	November 7, 2017
Royce O'Neale	Jazz	Salt Lake City Stars	November 7, 2017
Tony Bradley	Jazz	Salt Lake City Stars	November 7, 2017
Derrick Jones, Jr.	Suns	Northern Arizona Suns	November 7, 2017
Wes Iwundu	Magic	Lakeland Magic	November 7, 2017
Tony Parker	Spurs	Austin Spurs	November 6, 2017
Zhou Qi	Rockets	Rio Grande Valley Vipers	November 6, 2017
Thomas Bryant	Lakers	South Bay Lakers	November 6, 2017
Alfonzo McKinnie	Raptors	Raptors 905	November 6, 2017
Luke Kennard	Pistons	Grand Rapids Drive	November 5, 2017
Henry Ellenson	Pistons	Grand Rapids Drive	November 5, 2017
Derrick White	Spurs	Austin Spurs	November 4, 2017
Davis Bertans	Spurs	Austin Spurs	November 4, 2017
Furkan Korkmaz	76ers	Delaware Blue Coats	November 3, 2017
Isaiah Whitehead	Nets	Long Island Nets	November 3, 2017
Deyonta Davis	Grizzlies	Memphis Hustle	November 2, 2017
Ivan Rabb	Grizzlies	Memphis Hustle	November 2, 2017
Ben McLemore	Grizzlies	Memphis Hustle	November 2, 2017
Khem Birch	Magic	Lakeland Magic	November 2, 2017
Brice Johnson	Clippers	Agua Caliente Clippers	November 2, 2017
Jawun Evans	Clippers	Agua Caliente Clippers	November 2, 2017
Thomas Bryant	Lakers	South Bay Lakers	November 1, 2017
Ivan Rabb	Grizzlies	Memphis Hustle	November 1, 2017
Michael Carter-Williams	Hornets	Greensboro Swarm	October 31, 2017
Derrick White	Spurs	Austin Spurs	October 31, 2017
Davis Bertans	Spurs	Austin Spurs	October 31, 2017
Troy Williams	Rockets	Rio Grande Valley Vipers	October 31, 2017
Marcus Morris	Celtics	Maine Red Claws	October 30, 2017
Isaiah Whitehead	Nets	Long Island Nets	October 30, 2017
Tony Bradley	Jazz	Salt Lake City Stars	October 30, 2017
Ivan Rabb	Grizzlies	Memphis Hustle	October 29, 2017
Deyonta Davis	Grizzlies	Memphis Hustle	October 28, 2017
Ivan Rabb	Grizzlies	Memphis Hustle	October 28, 2017

2017-18 NBA Assignments (Cont.)

Thomas Bryant	Lakers	South Bay Lakers	October 28, 2017
Tony Bradley	Jazz	Salt Lake City Stars	October 27, 2017
Ivan Rabb	Grizzlies	Memphis Hustle	October 27, 2017
Deyonta Davis	Grizzlies	Memphis Hustle	October 27, 2017
Furkan Korkmaz	76ers	Delaware Blue Coats	October 26, 2017
Thomas Bryant	Lakers	South Bay Lakers	October 26, 2017
Isaiah Whitehead	Nets	Long Island Nets	October 26, 2017
Tyler Lydon	Nuggets	Rio Grande Valley Vipers	October 26, 2017
Damian Jones	Warriors	Santa Cruz Warriors	October 25, 2017
Thomas Bryant	Lakers	South Bay Lakers	October 25, 2017
Tony Parker	Spurs	Austin Spurs	October 25, 2017
Isaiah Whitehead	Nets	Long Island Nets	October 23, 2017
Troy Williams	Rockets	Rio Grande Valley Vipers	October 23, 2017
AJ Hammons	Heat	Sioux Falls Skyforce	October 22, 2017
Chinanu Onuaku	Rockets	Rio Grande Valley Vipers	October 22, 2017



SEASON REVIEW

SIOUX FALLS SKYFORCE

Date	Opponent	Team/Opp	Home	Road	Total	High Scoring	High Rebounds	High Assists	Opponent Scoring	Atten.
Nov 4	@Memphis-GLG	W120-116	0-0	1-0	1-0	McCree-29	Mitchell-7 Drew-7	Drew-12	Simmons-25	3,452
Nov 6	LAKE LAND	L100-108	0-1	1-0	1-1	McCree-16	Mitchell-12	Drew-8	Purvis-31	2,813
Nov 10	DELAWARE	W111-107	1-1	1-0	2-1	Craig-37	McCree-10	Drew-9	Okafor-25	2,732
Nov 11	SALT LAKE CIT	W119-109	2-1	1-0	3-1	Mitchell-25	Drew-9	Drew-14	Mitrou-Long-26	2,382
Nov 14	@Austin	L118-119	2-1	1-1	3-2	Mitchell-24 Craig-24	Mitchell-7 Jack-7	Walton-9	Hilliard-31	6,759
Nov 17	RIO GRANDE VA	L108-130	2-2	1-1	3-3	McCree-20	McCree-8	Mitchell-5	Hunter-22	2,672
Nov 18	RIO GRANDE VA	L100-134	2-3	1-1	3-4	Pryor-19	Hammons-8	Walton-12	Hunter-20 House-20	2,712
Nov 24	@Grand Rapids	W121-116	2-3	2-1	4-4	Mitchell-33	Pryor-10	Walton-10	Morris-21	2,987
Nov 27	ERIE	W136-100	3-3	2-1	5-4	Craig-35	Jack-19	Bradley-5 Walton-5	Smith-23	2,015
Dec 1	SANTA CRUZ	L 84-104	3-4	2-1	5-5	Mitchell-18	Hammons-8	Walton-7	Niang-22	2,815
Dec 3	@Santa Cruz	L 95-116	3-4	2-2	5-6	McCree-24	McCree-10 Craig-10	Walton-4 Mitchell-4 Craig-4	Cook-26	2,476
Dec 6	@Agua Calient	W117-112	3-4	3-2	6-6	Craig-24	Mitchell-11	Drew-13	Wallace-28	1,125
Dec 8	@South Bay	L135-139 (OT)	3-4	3-3	6-7	Mitchell-32	Craig-13	Drew-14	Caruso-41	656
Dec 13	@Oklahoma Cit	W121-119	3-4	4-3	7-7	Mitchell-32	Craig-13	Walton-10	Henry-23	1,385
Dec 15	@Wisconsin	L108-117	3-4	4-4	7-8	Nwamu-31	Mitchell-10	Mitchell-8	Munford-26	2,328
Dec 17	IOWA	L 99-106	3-5	4-4	7-9	Mitchell-25	Jack-13	Mitchell-12	Brown-25	2,475
Dec 20	@Reno	L 98-127	3-5	4-5	7-10	Gee-19	Jack-12	Drew-5	Cooley-28	1,173
Dec 21	@Salt Lake Ci	W127-109	3-5	5-5	8-10	Gee-29	Gee-10	Bradley-4 Drew-4	McCree-22	1,825
Dec 23	TEXAS	L119-122	3-6	5-5	8-11	Mitchell-28	Jack-8 Gee-8	Drew-9	Dentmon-31	2,242
Dec 25	MEMPHIS-GLG	L115-131	3-7	5-5	8-12	Pryor-28	Nwamu-6 Hammons-6	Drew-11	Scott-25	2,879
Dec 29	NORTHERN ARIZ	W120-118 (2OT)	4-7	5-5	9-12	Nwamu-29	Mitchell-15	Mitchell-7	Peters-26	2,373
Dec 31	OKLAHOMA CITY	L108-115	4-8	5-5	9-13	Mitchell-30	Taylor-8 Mitchell-8	Drew-9	Henry-23 Brown-23	2,050
Jan 2	SOUTH BAY	W108-100	5-8	5-5	10-13	Drew-29	Mitchell-11	Drew-7	Wear-19 Beachem-19	1,714
Jan 5	@Iowa	W128-103	5-8	6-5	11-13	Nwamu-28	Pryor-13	Drew-8	Trimble-23	2,459
Jan 7	AGUA CALIENTE	W113-103	6-8	6-5	12-13	Walton-24	Pryor-9	Mitchell-7	Henton-31	2,398
Jan 11	WINDY CITY	L 91-109	6-9	6-5	12-14	Mitchell-16	Taylor-9 Mitchell-9	Mitchell-7	Blakeney-42	1
Jan 13	@Raptors 905	W108-107 (OT)	6-9	7-5	13-14	Jones-30	Jones-10	Walton-10	Meeks-18 Caboclo-18	714
Jan 17	SALT LAKE CIT	W112-108	7-9	7-5	14-14	Drew-25	Jack-11	Nwamu-6	Mitrou-Long-22	2,322
Jan 19	@Fort Wayne	L130-131	7-9	7-6	14-15	Mitchell-33	Jack-10	Drew-13	Uthoff-28	3,776
Jan 20	@Canton	W103-100	7-9	8-6	15-15	Gee-23	Pryor-13 Hammons-13	Drew-10	Thornton-35	2,743
Jan 25	@Texas	L118-126	7-9	8-7	15-16	Williams-30	Hammons-16	Weber-7	Warney-21 Motley-21	5,068
Jan 27	@Rio Grande V	W147-133	7-9	9-7	16-16	Nwamu-37	Weber-9	Weber-11	Hunter-35	4,449
Jan 29	IOWA	L101-112	7-10	9-7	16-17	Jones-23	Jones-9 Jack-9	Walton-11	Brown-22	2,080
Feb 2	OKLAHOMA CITY	W127-118	8-10	9-7	17-17	Walton-41	Hammons-11 Walton-11	Drew-11	Felix-22	2,794
Feb 9	RENO	W129-104	9-10	9-7	18-17	Jack-22	Jack-12	Drew-12	Jones-20	2,798
Feb 10	RENO	W110- 93	10-10	9-7	19-17	Weber-27	Jones-16	Drew-13	Sampson-25	2,827
Feb 13	MEMPHIS-GLG	W125-102	11-10	9-7	20-17	Walton-22	Jack-12	Weber-10	Teague-24	1,928
Feb 24	@South Bay	W123-113	11-10	10-7	21-17	Jones-30	Jack-13	Walton-6	Payton-26	699
Feb 26	@Agua Calient	W117-112	11-10	11-7	22-17	Jack-23	Weber-8	Weber-11	Allen-20 Williams-20	1,897
Feb 28	@Oklahoma Cit	L 95-100	11-10	11-8	22-18	Jones-22	Weber-12	Weber-9	Thomas-22	3,506
Mar 2	GREENSBORO	W121-107	12-10	11-8	23-18	Weber-25	Craig-9	Walton-8	Wilkins-26	2,647
Mar 3	TEXAS	L118-125	12-11	11-8	23-19	Weber-25	Jack-11	Drew-9	Motley-34	2,745
Mar 6	SANTA CRUZ	W119-105	13-11	11-8	24-19	Jones-24	Jack-12	Weber-8	Boucher-21 Thompson-21	2,312
Mar 10	@Austin	L 94-113	13-11	11-9	24-20	Craig-24	Craig-8	Walton-5	Blossomgame-20	5,258
Mar 12	@Salt Lake Ci	W138-127	13-11	12-9	25-20	Jones-33	Craig-12	Walton-9 Drew-9	Stone-30	1,816
Mar 14	@Memphis-GLG	L112-140	13-11	12-10	25-21	Mitchell-28	Taylor-9	Mitchell-5	O. Johnson-27	1,505
Mar 17	AUSTIN	L107-117	13-12	12-10	25-22	Mitchell-21	Jack-10	Walton-8	Blossomgame-26	2,915
Mar 20	@Iowa	L116-121	13-12	12-11	25-23	Nwamu-22	Jones-17	Walton-9 Palo-9	Jefferson-27	3,002
Mar 23	@Northern Ari	L114-125	13-12	12-12	25-24	Jack-25	Jack-10	Walton-10	Goodwin-23	1,489
Mar 24	@Northern Ari	L137-141 (OT)	13-12	12-13	25-25	Nwamu-32	Jack-15	Palo-8	Williams-25	2,601

CAPS indicate home game

*indicates overtime

2017-18 Regular Season Statistics

Through March 24 (25-25)

SIOUX FALLS SKYFORCE

2017-2018 REGULAR SEASON STATISTICS

Table with 23 columns: PLAYER, G, GS, MIN, FG, FGA, PCT, FT, FTA, PCT, OFF DEF TOT AST, PF, DQ, STL, TO, BLK, PTS, AVG. Rows include players like Craig, Mitchell, Jones (TOT), Jones (SXF), McCree, Walton, Weber (TOT), Weber (SXF), Nwamu, Gee, McGruder, Jack, Drew, Williams, Pryor, Hammons, Palo, Allen, Johnson, Taylor, Jenkins, Bradley, Hollis, SKYFORCE, and OPPONENTS.

Table with 23 columns: PLAYER, MIN, REB, AST, ST, TO, BL, PTS, MIN, REB, AST, STL, TO, BLK, PTS, REB, AST, PF, STL, TO, BLK, PTS. Rows include players like Craig, Mitchell, Jones (TOT), Jones (SXF), McCree, Walton, Weber (TOT), Weber (SXF), Nwamu, Gee, McGruder, Jack, Drew, Williams, Pryor, Hammons, Palo, Allen, Johnson, Taylor, Jenkins, Bradley, Hollis, SKYFORCE, and OPPONENTS.

Breakdown

Records by Month

Table with 9 columns: Month, Total (W-L, Pct.), Home (W-L, Pct.), Road (W-L, Pct.), Neutral (W-L, Pct.). Rows include November, December, January, February, March, and Totals.

Streaks

Table with 5 columns: Overall, Home, Road, Neutral. Rows include Current, Long Win, Long Loss, Last Win, Last Loss.


2017-18 Offensive Leaders

THIS TABLE INCLUDES TIES

PLAYER	10+ PTS	20+ PTS	30+ PTS	40+ PTS	10+ REB	15+ REB	10+ AST	DOUBLE-DOUBLE	TRIPLE-DOUBLE	INACTIVE LIST	HIGH PTS	HIGH REBS	HIGH ASTS	HIGH +/-
Seth Allen														
Jalen Bradley	4	1												2
Torrey Craig	15	10	2		5			5			5	6	1	1
Larry Drew II	19	5					10	8		3	2	1	19	5
Alonzo Gee	19	2			2			2			3	2		2
A.J. Hammons	8				3	1		2		1		6		4
Ishmael Hollis														
Kadeem Jack	23	7			13	1		10			3	15		
Kris Jenkins	1									2				1
Derrick Jones Jr.	10	7	3		3	2		2			6	4		2
Geron Johnson										23				
Erik McCree	9	6			2			2			4	3		2
Rodney McGruder	2													1
Tony Mitchell	37	19	5		5	1	2	7		1	14	8	8	7
Ike Nwamu	31	12	2								5	1	1	5
Bubu Palo	3	1											1	1
Rodney Pryor	10	3			3			2			2	4		3
Jimmie Taylor	7	1			2			2		1		3		7
Derrick Walton Jr.	26	7	1	1	1		6	7			3		17	2
Briante Weber	11	4			2		4	4			3	3	6	1
Matt Williams Jr.	19	1	1								1			5

Double-Doubles

	Points/Rebounds	Points/Assists	Rebounds/Assists	Total
Torrey Craig	5	--	--	5
Larry Drew II	--	8	--	8
Alonzo Gee	2	--	--	2
AJ Hammons	2	--	--	2
Kadeem Jack	10	--	--	10
Derrick Jones Jr.	2	--	--	2
Erik McCree	2	--	--	2
Tony Mitchell	5	2	--	7
Rodney Pryor	2	--	--	2
Jimmie Taylor	2	--	--	2
Derrick Walton Jr.	1	6		7
Briante Weber	2	2	--	4



RECORDS & HISTORY

Season-by-Season Records

<u>Season</u>	<u>League</u>	<u>Head Coach</u>	<u>W-L</u>	<u>Pct.</u>	<u>Home</u>	<u>Road</u>	<u>Neutral</u>
1989-90	CBA	Ron Ekker	20-36	.357	12-16	8-20	---
1990-91	CBA	Kevin McKenna	26-30	.464	16-12	10-18	---
1991-92	CBA	Kevin McKenna	24-32	.429	19-9	5-23	---
1992-93	CBA	Kevin McKenna	26-30	.464	17-11	9-19	---
1993-94	CBA	Roger Lyons	24-32	.429	14-14	10-18	---
1994-95	CBA	Flip Saunders	34-22	.607	21-7	13-15	---
1995-96	CBA	Mo McHone	32-24	.571	21-7	11-17	---
1996-97	CBA	Mo McHone	47-9	.839	26-2	21-7	---
1997-98	CBA	Mo McHone	31-25	.554	18-10	13-15	---
1998-99	CBA	Mo McHone	32-24	.571	18-10	14-14	---
1999-00	CBA	Jim Broveli	30-26	.536	20-8	10-18	---
2000-01	CBA	Jim Sleeper	8-15	.348	5-5	3-10	---
	IBL*		16-14	.533	12-6	4-8	---
2001-02	CBA	Paul Woolpert	33-23	.589	19-9	14-14	---
2002-03	CBA	Stacey King (10-23)					
		Trevor Gleeson (7-8)	17-31	.354	14-10	3-21	---
2003-04	CBA	Trevor Gleeson	23-25	.479	14-10	9-15	---
2004-05	CBA	Dave Joerger	31-17	.646	19-5	12-12	---
2005-06	CBA	Dave Joerger	30-18	.625	21-3	9-15	---
2006-07	NBAGL	Mo McHone	30-20	.600	18-8	12-12	---
2007-08	NBAGL	Nate Tibbetts	28-22	.560	19-5	9-15	0-2
2008-09	NBAGL	Nate Tibbetts	25-25	.500	12-12	12-12	1-1
2009-10	NBAGL	Tony Fritz	32-18	.640	19-5	12-12	1-1
2010-11	NBAGL	Tony Fritz (2-16)					
		Duane Ticknor (0-2)					
		Mo McHone (8-22)	10-40	.200	6-18	4-20	0-2
2011-12	NBAGL	Mo McHone	15-35	.300	10-14	5-19	0-2
2012-13	NBAGL	Joel Abelson	25-25	.500	13-11	12-12	0-2
2013-14	NBAGL	Pat Delany	31-19	.620	19-5	12-12	0-2
2014-15	NBAGL	Phil Weber	29-21	.580	14-10	14-10	1-1
2015-16	NBAGL	Dan Craig	40-10	.800	21-3	17-7	2-0
2016-17	NBAGL	Nevada Smith	29-21	.580	15-9	12-12	2-0
2017-18	NBAGL	Nevada Smith	25-25	.500	13-11	11-13	1-1

* – The CBA ceased operations on Feb. 8, 2001 and the Skyforce finished the season in the IBL.

All-Time Win-Loss Record

<u>League</u>	<u>W-L</u>	<u>Pct.</u>	<u>Home</u>	<u>Pct.</u>	<u>Road</u>	<u>Pct.</u>	<u>Neutral</u>	<u>Pct.</u>
CBA	468-419	.528	294-148	.665	174-271	.391	---	---
IBL	16-14	.533	12-6	.667	4-8	.333	---	---
NBAGL	319-281	.535	185-107	.634	132-156	.458	8-14	.350
Totals	803-714	.529	491-261	.652	310-435	.416	8-14	.363

All-Time Head Coaches

<u>Head Coach</u>	<u>Season(s)</u>	<u>Regular Season</u>			<u>Playoffs</u>			<u>Titles</u>
		<u>Games</u>	<u>W-L</u>	<u>Pct.</u>	<u>Games</u>	<u>W-L</u>	<u>Pct.</u>	
Ron Ekker	1989-90	56	20-36	.357	---	---	---	---
Kevin McKenna	1990-93	168	76-92	.452	---	---	---	---
Roger Lyons	1993-94	56	24-32	.429	2	1-1	.500	0
Flip Saunders	1994-95	56	34-22	.607	3	1-2	.333	0
Mo McHone	1995-99, '06-07, '10-12	354	195-159	.551	51	29-22	.569	1
Jim Broveli	1999-00	56	30-26	.536	2	1-1	.500	0
Jim Sleeper	2000-01	53	24-29	.453	1	0-1	.000	0
Paul Woolpert	2001-02	56	33-23	.589	4	1-3	.250	0
Stacey King	2002-03	33	10-23	.303	---	---	---	---
Trevor Gleeson	2003-04	63	30-33	.476	---	---	---	---
Dave Joerger	2004-06	96	61-35	.635	12	8-4	.667	1
Nate Tibbetts	2007-09	100	53-47	.530	2	1-1	.500	0
Tony Fritz	2009-11	68	34-34	.500	3	1-2	.333	0
Duane Ticknor	2010-11	2	0-2	.000	---	---	---	---
Joel Abelson	2012-13	50	25-25	.500	---	---	---	---
Pat Delany	2013-14	50	31-19	.620	5	2-3	.400	0
Phil Weber	2014-15	50	29-21	.580	3	1-2	.222	0
Dan Craig	2015-16	50	40-10	.800	7	6-1	.857	1
Nevada Smith	2016-18	100	54-46	.540	---	---	---	---

Regular Season Individual Records

Points

Game	52	Scotty Hopson	vs. RNO	2/24/15
Season	1,354	Tharon Mayes		1990-91
Career	2,677	David Bailey		2004-05, '07-11

Field Goals Made

Game	21	Scotty Hopson	vs. RNO	2/24/15
Season	468	Ralph Lewis		1989-90
Career	914	Henry James		1994-97, '98-99, '01-03

Field Goals Attempted

Game	32	Michael Young	@ YAK	11/9/90
Season	1,011	Tharon Mayes		1990-91
Career	2,146	David Bailey		2004-05, '07-11

Field Goal Percentage

Game	1.000	Brian Howard (15-15)	@ RFD	3/12/95
Season	.703	Khem Birch (min. 100 att.)		2014-15
Career	.588	Mike Williams (min. 500 att.)		1991-92, '94-96

Free Throws Made

Game	22	Leonard White	vs. RFD	1/13/04
Season	339	Tony Harris		1996-97
Career	642	David Bailey		2004-05, '07-11

Free Throws Attempted

Game	27	Tony Farmer	vs. OMH (OT)	3/5/94
Season	390	Tharon Mayes		1990-91
Career	788	David Bailey		2004-05, '07-11

Free Throw Percentage

Game	1.000	Alexander Johnson (17-17)	vs. SPR	3/26/10
Season	.916	Henry James (min. 100 att.)		1995-96
Career	.910	Henry James (min. 200 att.)		1994-97, '98-99, '01-03

3-Point Field Goals Made

Game	13	Andre Dawkins	@ TEX	12/20/14
Season	144	Ike Nwamu		2017-18
Career	318	Henry James		1994-97, '98-99, '01-03

3-Point Field Goals Attempted

Game	22	Carlton McKinney	vs. FM	3/4/94
Season	393	Ike Nwamu		2017-18
Career	803	Henry James		1994-97, '98-99, '01-03

Rebounds

Game	32	Nick Davis	vs. YAK (OT)	1/14/99
Season	654	Nick Davis		1999-00
Career	1,164	Nick Davis		1998-00

Offensive Rebounds

Game	13	Adrian Caldwell	vs. MEX	12/30/94
Season	231	Nick Davis		1999-00
Career	461	Jason Sasser		1996-99

Defensive Rebounds

Game	21	Mike Davis	@ TEX	1/25/13
	21	Nick Davis	vs. YAK (OT)	1/14/99
	21	Anthony Avent	@ YAK	12/19/97
Season	423	Nick Davis		1999-00
Career	746	Nick Davis		1999-00

Assists

Game	23	Larry Drew II	vs. RGV	12/25/14
Season	479	Cedric Hunter		1993-94
Career	1,245	Randy Livingston		1997-99, '00-03, '04-05

Steals

Game	12	Melvin Newbern	@ LAX	11/15/97
Season	142	Darryl McDonald		1992-93
Career	349	Darryl McDonald		1991-94

Blocks

Game	10	Greg Stiemsma	vs. SPR	12/27/09
	10	Brett Szabo	vs. ROR	11/19/93
Season	162	Greg Stiemsma		2009-10
Career	218	Keith Benson		2011-12, '15-17

Turnovers

Game	12	Briante Weber	at TEX	1/25/18
Season	205	Ken Redfield		1990-91
Career	575	David Bailey		2004-05, '07-11

Minutes

Game	58	Cedric Hunter	vs. TRI (2OT)	2/14/94
Season	2,149	Ralph Lewis		1989-90
Career	6,626	David Bailey		2004-05, '07-11

Regular Season Individual Records (Opponent)

Points

Game	50	Jabari Brown	vs. LAD	1/10/14
	50	Steve Hood	@ SHR (OT)	12/17/94

Field Goals Made

Game	19	Steve Hood	@ SHR (OT)	12/17/94
------	----	------------	------------	----------

Field Goals Attempted

Game	34	Ra'Shad James	@ RNO	3/25/15
------	----	---------------	-------	---------

Field Goal Percentage

Game	1.000	Marqus Blakely (10-10)	vs. IOW	1/6/12
------	-------	------------------------	---------	--------

Free Throws Made

Game	19	Mikki Moore	@ FW	2/23/99
------	----	-------------	------	---------

Free Throws Attempted

Game	23	Mikki Moore	@ FW	2/23/99
------	----	-------------	------	---------

Free Throw Percentage

Game	1.000	Donny Marshall (15-15)	vs. CON	2/22/00
------	-------	------------------------	---------	---------

3-Point Field Goals Made

Game	10	Akeem Richmond	vs. RGV	12/25/14
------	----	----------------	---------	----------

3-Point Field Goals Attempted

Game	21	Akeem Richmond	vs. RGV	12/25/14
	21	Darius Rice	vs. TEX	1/19/13

Rebounds

Game	33	Jerome Lane	@ OKC	3/20/96
------	----	-------------	-------	---------

Offensive Rebounds

Game	14	Rob Kurz	vs. FRT	1/16/10
------	----	----------	---------	---------

Defensive Rebounds

Game	24	Eric Chenowith	vs. IDA	12/29/05
------	----	----------------	---------	----------

Assists

Game	23	Jemeil Rich	vs. GAR	3/2/04
	23	Craig Neal	@ COL	12/23/90

Steals

Game	8	C.J. Watson	@ RIO	12/1/07
	8	Rick Brunson	vs. QC	2/13/97
	8	Melvin Newbern	vs. TUL	2/2/92

Blocks

Game	11	Courtney Sims	vs. IOW	11/28/08
	11	Cheikh Samb	vs. FRT	2/2/08

Turnovers

Game	13	Corey Gaines	vs. OMH	2/11/90
------	----	--------------	---------	---------

Minutes

Game	56	Jemeil Rich	@ GAR (2OT)	2/14/04
	56	Richard Hollis	@ COL (2OT)	3/4/93

Regular Season Team Records (Highs & Lows)

HIGHS

Points

Game	158	vs. OMH	12/13/94
Half	84	vs. OMH	12/13/94
Quarter	53	@ TRI	2/25/95
Season	6,570	117.3 per game	1990-91

Field Goals Made

Game	61	vs. OMH	12/13/94
Season	2,475	44.2 per game	1990-91

Field Goals Attempted

Game	109	vs. RFD (2OT)	3/18/01
Season	5,008	89.4 per game	1990-91

Field Goal Percentage

Game	.685 (61-89)	vs. OMH	12/13/94
Season	.528 (2,375-4,502)		1994-95

Free Throws Made

Game	51	vs. YAK (OT)	2/11/95
Season	1,517	27.1 per game	1991-92

Free Throws Attempted

Game	62	vs. RFD	2/11/06
Season	2,071	37.0 per game	1991-92

Free Throw Percentage

Game	1.000 (25-25)	@ CR	1/2/91
Season	.786 (1,132-1,440)		2009-10

3-Point Field Goals Made

Game	25	vs. OKL	2/2/18
Season	709	14.2 per game	2017-18

3-Point Field Goals Attempted

Game	58	at WIS	12/15/17
Season	1,990	39.8 per game	2017-18

Rebounds

Game	66	@ TEX	1/25/13
Season	2,619	46.7 per game	1998-99

Offensive Rebounds

Game	32	vs. LAX	3/5/99
Season	980	17.5 per game	1989-90

Defensive Rebounds

Game	48	vs. SLC	11/12/16
Season	1,730	34.6 per game	2016-17

Assists

Game	42	at SBL	12/8/17
Season	1,375	24.6 per game	1992-93

Personal Fouls

Game	47	@ TRI	2/25/95
Season	1,584	28.3 per game	1990-91

Steals

Game	24	@ LAX	11/15/97
Season	581	10.4 per game	1990-91

Blocks

Game	16	vs. IDA	3/21/14
	16	vs. IDA	2/28/99
Season	346	6.2 per game	1998-99

Turnovers

Game	36	@ RFD	3/6/03
	36	@ TUL	1/25/91
Season	1,150	20.5 per game	1990-91

LOWS

Points

Game	64	@ SAN	3/8/13
Half	25	@ SAN	3/8/13
Quarter	7	vs. SPR	3/20/11
Season	4,781	99.6 per game	2002-03

Field Goals Made

Game	23	@ SAN	3/8/13
	23	@ GAR	1/6/05
Season	1,798	37.5 per game	2002-03

Field Goals Attempted

Game	60	@ QC	1/17/95
Season	3,877	80.8 per game	2005-06

Field Goal Percentage

Game	.247 (23-93)	@ SAN	3/8/13
Season	.443 (2,063-4,653)		1998-99

Free Throws Made

Game	5	@ CTN	3/14/15
	5	@ YAK	11/30/02
	5	@ FM	1/29/02
Season	863	17.3 per game	2012-13

Free Throws Attempted

Game	5	@ CTN	3/14/15
Season	1,188	23.8 per game	2014-15

Free Throw Percentage

Game	.385 (5-13)	@ FM	1/29/02
Season	.689 (863-1252)		2012-13

3-Point Field Goals Made

Game	0	several, last @ SAN	3/8/13
Season	21	0.4 per game	1989-90

3-Point Field Goals Attempted

Game	0	several, last vs. TOP	2/23/90
Season	108	1.9 per game	1989-90

Rebounds

Game	24	several, last @ FTW	12/30/13
Season	1,944	40.5 per game	2002-03

Offensive Rebounds

Game	1	vs. GBO	11/29/16
Season	528	10.6 per game	2016-17

Defensive Rebounds

Game	12	vs. DAK	2/20/03
Season	1,300	27.1 per game	2002-03

Assists

Game	4	@ FRT	1/3/08
Season	869	17.4 per game	2008-09

Personal Fouls

Game	9	vs. IWA	1/30/14
	9	@ SAN	1/1/13
Season	942	18.9 per game	2012-13

Steals

Game	1	@ BAK	12/3/06
	1	vs. FW	3/21/99
Season	382	7.6 per game	2006-07

Blocks

Game	0	several, last @ REN	1/13/12
Season	157	3.3 per game	2004-05

Turnovers

Game	3	vs. MNE	3/3/17
Season	743	9.5 per game	2014-15

Regular Season Opponent Team Records (Highs & Lows)

HIGHS

Points

Game	152	@ QC	3/6/91
Half	86	@ DAK	12/7/03
Quarter	54	@ DAK	12/7/03
Season	6,749	120.5 per game	1990-91

Field Goals Made

Game	63	@ QC	11/16/91
Season	2,571	45.9 per game	1991-92

Field Goals Attempted

Game	114	vs. SJ	11/23/90
Season	5,163	92.2 per game	1991-92

Field Goal Percentage

Game	.695 (57-82)	@ GR	12/21/90
Season	.513 (2,425-4,727)		1992-93

Free Throws Made

Game	52	@ TRI	2/25/95
Season	1,555	27.8 per game	1990-91

Free Throws Attempted

Game	65	@ TRI	2/25/95
Season	2,087	37.3 per game	1990-91

Free Throws Percentage

Game	1.000 (20-20)	@ RFD	2/24/02
Season	.766 (979-1,278)		2002-03

3-Point Field Goals Made

Game	23	vs. RGV	12/25/14
Season	534	10.7 per game	2017-18

3-Point Field Goals Attempted

Game	57	vs. RGV	12/25/14
Season	1,545	30.9	2017-18

Rebounds

Game	68	@ RFD	2/23/02
	68	@ TUL	12/30/91
Season	2,629	46.9 per game	1991-92

Offensive Rebounds

Game	34	vs. GR	2/2/00
Season	925	16.5 per game	1991-92

Defensive Rebounds

Game	51	@ YAK	12/3/04
	51	@ TUL	12/30/91
Season	1770	35.4 per game	2016-17

Assists

Game	45	@ DAK	2/28/03
Season	1,476	26.4 per game	1991-92

Personal Fouls

Game	43	vs. RFD	2/11/06
Season	1,543	27.6 per game	1990-91

Steals

Game	24	@ RFD	3/6/03
Season	628	11.2 per game	1990-91

Blocks

Game	20	@ IOW	12/14/07
Season	326	5.8 per game	1991-92

Turnovers

Game	36	vs. CHI (OT)	1/26/96
Season	1,107	19.8 per game	1996-97

LOWS

Points

Game	67	vs. ERI	12/5/08
Half	26	vs. ERI	12/5/08
Quarter	8	@ BAK	3/11/07
	8	vs. YAK	1/7/00
Season	4,907	98.1 per game	2015-16

Field Goals Made

Game	28	at IWA	12/23/16
Season	1,774	35.5 per game	2015-16

Field Goals Attempted

Game	59	@ FTW	12/30/13
Season	3,935	78.7 per game	2007-08

Field Goal Percentage

Game	.303 (20-66)	vs. RNO	11/23/13
Season	.441 (1774-4027)		1998-99

Free Throws Made

Game	3	@ SAN	1/1/13
Season	808	16.2 per game	2012-13

Free Throws Attempted

Game	6	vs. IWA	1/30/13
	6	@ SAN	1/1/13
Season	1,119	22.4 per game	2012-13

Free Throws Percentage

Game	.387 (12-31)	vs. OKC	2/3/95
Season	.693 (1,196-1,727)		1994-95

3-Point Field Goals Made

Game	0	several, last vs. DAK	2/7/12
Season	97	1.7 per game	1989-90

3-Point Field Goals Attempted

Game	0	several, last @ COL	11/9/91
Season	319	5.7 per game	1989-90

Rebounds

Game	18	vs. OMH	12/13/94
Season	2,024	42.2 per game	2003-04

Offensive Rebounds

Game	3	@ REN	3/9/13
	3	vs. OMH	12/13/94
Season	557	11.1	2016-17

Defensive Rebounds

Game	15	vs. OMH	12/13/94
Season	1,356	28.3 per game	2003-04

Assists

Game	5	@ FW	12/3/99
Season	928	18.6 per game	2007-08

Personal Fouls

Game	9	vs. AUS	4/7/12
	9	vs. TRE	3/20/01
Season	998	20.0 per game	2012-13

Steals

Game	0	@ RC	2/16/92
Season	375	6.7 per game	1994-95

Blocks

Game	0	several, last vs. ERI	12/7/12
Season	163	3.4 per game	2003-04

Turnovers

Game	6	@ YAK	1/10/06
	6	vs. OMH	12/7/89
Season	753	15.1 per game	2010-11
	753	15.7 per game	2005-06

All-Time Single-Game Highs

Skyforce

Points

Scotty Hopson	vs. Reno	2/24/15	52
Kasib Powell	@ Fort Wayne	3/6/08	46
Ralph Lewis	vs. Omaha	12/7/89	46
Tony Harris	vs. Chicago	2/22/95	44
Reggie Williams	vs. Idaho	2/5/10	43
Reggie Williams	vs. Tulsa	1/22/10	43
Reggie Williams	@ Austin*	1/6/10	43
Stephen Graham	vs. Colorado	3/31/07	43
Silas Mills	vs. Rockford	12/27/01	43
Henry James	vs. Oklahoma City	3/2/96	43
Tharon Mayes	vs. Omaha	2/1/91	43
Tharon Mayes	@ Omaha	1/5/91	43
Derrick Walton Jr.	vs. Oklahoma City	2/2/18	43

Rebounds

Nick Davis	vs. Yakima (OT)	1/14/99	32
Mike Davis	@ Texas	1/25/13	25
Eric Taylor	@ Gary	3/9/02	25
Nick Davis	vs. Grand Rapids	12/25/99	25
Anthony Avent	@ Yakima	12/19/97	25
Chris Alexander	vs. Austin (@ Idaho)	1/16/08	24
Jared Reiner	@ Tulsa	1/26/07	23
Leonard Harris	vs. San Jose	2/6/90	23
Leonard Harris	vs. La Crosse (OT)	1/18/90	23
Nick Davis	@ Connecticut (2OT)	2/5/99	22
Lee Campbell	@ Yakima	2/13/93	22

Assists

Larry Drew II	vs. Rio Grande Valley	12/25/14	23
Darryl McDonald	vs. Albany	3/5/92	22
Cedric Hunter	vs. Tri-City	2/14/94	21
Corey Williams	vs. Idaho	3/3/06	21
Cedric Hunter	vs. Wichita Falls	1/27/94	20
Darrick Martin	vs. Shreveport	1/6/95	20
David Bailey	@ Bakersfield	4/2/10	19
Corey Williams	vs. Gary	2/22/06	19
Cedric Hunter	vs. Columbus	1/15/94	19
Corey Williams	vs. Rockford	2/10/06	18
Darryl McDonald	vs. Oklahoma City	2/26/93	18

* – 2010 NBADL Showcase (Boise, Idaho)

Opponents

Points

Jabari Brown	vs. Los Angeles	1/10/14	50
Steve Hood	@ Shreveport (OT)	12/17/94	50
Tony Mitchell	vs. Fort Wayne	4/5/13	49
Gaylon Nickerson	vs. Oklahoma City (OT)	1/10/97	45
Khalid El-Amin	vs. Gary	1/8/02	44
Tony Dawson	@ Rockford	3/12/95	44
Von Wafer	vs. Colorado	3/31/07	43
Jimmie Hunter	vs. Gary (OT)	2/22/06	43
Sean Colson	vs. Grand Rapids	1/11/02	43
Eldridge Recasner	vs. Yakima (OT)	2/11/95	43

Rebounds

Jerome Lane	@ Oklahoma City	3/20/96	33
Leon Smith	@ Gary	12/21/01	30
Eric Chenowith	vs. Idaho (OT)	12/29/05	29
Rod Benson	vs. Dakota	12/9/07	28
Olden Polynice	@ Grand Rapids	3/8/03	26
Rob Kurz	vs. Fort Wayne	1/16/10	24
Leon Smith	@ Gary	12/16/01	24
Bob McCann	@ Rapid City (OT)	3/8/95	24
Rocky Walls	vs. Dakota	2/17/06	21
Oliver Miller	@ Gary	11/16/02	21
Rocky Walls	@ Yakima	11/24/98	21
Greg Wiltjer	vs. Omaha	2/22/92	21

All-Time Skyforce/Opponent Triple-Doubles

Skyforce Triple-Doubles (27)

Ken Redfield	vs. CR	2/15/91	30 pts, 10 rebs, 10 asts
Tharon Mayes	vs. YAK	3/15/91	21 pts, 13 rebs, 10 asts
Darryl McDonald	vs. ALB	3/5/92	24 pts, 11 rebs, 22 asts
Brett Szabo	vs. ROR	11/19/93	10 pts, 10 rebs, 10 blks
Cedric Hunter	vs. LAX	1/14/94	16 pts, 10 rebs, 15 asts
Cedric Hunter	vs. WF (OT)	1/27/94	13 pts, 10 rebs, 20 asts
Cedric Hunter	vs. TRI (OT)	2/14/94	13 pts, 10 rebs, 20 asts
Melvin Newbern	vs. OMH	12/13/94	30 pts, 10 rebs, 10 asts
Randy Woods	vs. RFD	1/17/98	24 pts, 10 rebs, 11 asts
Lloyd Daniels	vs. CON	1/22/99	25 pts, 15 rebs, 13 asts
Randy Livingston	vs. GAR	2/17/02	15 pts, 11 rebs, 11 asts
Randy Livingston	@ IDA	1/31/05	21 pts, 16 rebs, 11 asts
David Bailey	vs. RFD	3/29/05	35 pts, 10 rebs, 10 asts*
Corey Williams	vs. DAK	1/6/06	14 pts, 10 rebs, 10 asts
Corey Williams	@ YAK	2/27/06	15 pts, 14 rebs, 13 asts
Corey Williams	vs. MIC	3/6/06	16 pts, 10 rebs, 14 asts
Greg Stiemsma	vs. SPR	12/27/09	20 pts, 14 rebs, 10 blks
Donald Sloan	vs. REN	2/1/13	22 pts, 13 rebs, 14 asts
Larry Drew II	@ IDA	3/28/15	21 pts, 11 rebs, 10 asts
DeAndre Liggins	vs. FWN	12/18/15	14 pts, 10 rebs, 15 asts
DeAndre Liggins	vs. FWN	12/27/15	14 pts, 10 rebs, 12 asts
Briante Weber	vs. FWN	2/23/16	11 pts, 11 rebs, 10 asts
Briante Weber	vs. SLC	11/12/16	14 pts, 10 rebs, 10 asts
Briante Weber	vs. GBO	11/29/16	16 pts, 11 rebs, 12 asts
Briante Weber	vs. NAS	12/25/16	24 pts, 16 rebs, 10 asts
Briante Weber	@ RGV	1/11/17	31 pts, 11 rebs, 11 asts
Briante Weber	vs. OKL	1/31/17	18 pts, 11 rebs, 12 asts

Opponent Triple-Doubles (25)

Jay Burson	vs. COL	12/23/89	22 pts, 10 rebs, 12 asts
Joe Ward	@ RC	12/26/90	27 pts, 14 rebs, 10 asts
Shawn McDaniel	@ CR	3/12/91	23 pts, 10 rebs, 12 asts
Barry Mitchell	@ QC	11/16/91	26 pts, 10 rebs, 10 asts
Reggie Jordan	vs. YAK	1/17/94	21 pts, 14 rebs, 12 asts
Stephen Bardo	vs. WF (OT)	1/27/94	20 pts, 11 rebs, 12 asts
Michael Anderson	vs. TRI (OT)	2/14/94	25 pts, 10 rebs, 10 asts
Melvin Newbern	vs. RFD	3/20/95	26 pts, 10 rebs, 14 asts
Cedric Hunter	vs. SDG (OT)	12/25/95	17 pts, 11 rebs, 15 asts
David Vanterpool	@ YAK	1/24/01	14 pts, 10 rebs, 17 asts
Darren McLinton	@ IDA	1/27/01	20 pts, 10 rebs, 12 asts
Willie Murdaugh	@ SAS	1/23/02	27 pts, 10 rebs, 12 asts
Travis Conlan	vs. GR	2/28/02	22 pts, 10 rebs, 13 asts
Michael Johnson	vs. IDA	2/26/03	31 pts, 10 rebs, 15 asts
Anthony Bonner	@ GLK	2/12/04	29 pts, 19 rebs, 11 asts
Cliff Hawkins	@ YAK	2/15/05	21 pts, 10 rebs, 13 asts
Will Conroy	@ TUL	1/26/07	14 pts, 10 rebs, 14 asts
Deji Akindele	@ IOW	12/14/07	22 pts, 10 rebs, 10 blks
Cheikh Samb	vs. FRT	2/2/08	12 pts, 12 rebs, 11 blks
Dontell Jefferson	@ DAK	2/27/08	13 pts, 10 rebs, 11 asts
Courtney Sims	vs. IOW	11/28/08	22 pts, 17 rebs, 11 blks
Curtis Stinson	@ IOW	4/10/09	16 pts, 10 rebs, 15 asts
Maurice Baker	@ DAK	12/30/11	15 pts, 11 rebs, 14 asts
Tim Frasier	@ MNE	2/6/14	18 pts, 10 rebs, 13 asts
Phil Pressey	vs. SCW	3/1/17	21 pts, 15 rebs, 19 asts

Season-by Season Leaders

Points

		G	PTS	AVG
1989-90	Ralph Lewis	55	1,217	22.1
1990-91	Tharon Mayes	54	1,354	25.1
1991-92	Ralph Lewis	56	964	17.2
1992-93	Kelby Stuckey	54	838	15.5
1993-94	Bill Edwards	50	1,002	20.0
1994-95	Henry James	51	1,060	20.8
1995-96	Henry James	45	992	22.0
1996-97	Tony Harris	51	1,126	22.1
1997-98	Jason Sasser	49	1,110	22.7
1998-99	Victor Page	39	749	19.2
1999-00	Victor Page	51	854	16.7
2000-01*	Randy Livingston	26	400	15.4
2001-02	Silas Mills	47	1,039	22.1
2002-03	Kelley McClure	40	762	19.1
2003-04	David Jackson	48	938	19.5
2004-05	DeSean Hadley	48	812	16.9
2005-06	Noel Felix	41	644	15.7
2006-07	Frank Williams	44	694	15.8
2007-08	Kasib Powell	40	888	22.2
2008-09	Frank Williams	47	814	17.3
2009-10	Reggie Williams	31	817	26.4
2010-11	Raymond Sykes	49	680	13.9
2011-12	Anthony Mason, Jr.	45	782	17.4
2012-13	Demetris Nichols	49	918	18.7
2013-14	Justin Hamilton	39	750	19.2
2014-15	Andre Dawkins	30	579	19.3
2015-16	Jarnell Stokes	28	578	20.6
2016-17	Keith Benson	50	1024	20.5
2017-18	Tony Mitchell	44	819	18.6

Rebounds

		G	REB	AVG
1989-90	Leonard Harris	56	446	8.0
1990-91	Leonard Harris	37	402	10.9
1991-92	Ralph Lewis	56	380	6.8
1992-93	Lee Campbell	56	547	9.8
1993-94	Bill Edwards	50	352	7.0
1994-95	Adrian Caldwell	28	329	11.8
1995-96	Devin Gray	56	293	5.2
1996-97	Jason Sasser	40	317	7.9
1997-98	Jason Sasser	49	341	7.0
1998-99	Nick Davis	54	510	9.4
1999-00	Nick Davis	56	654	11.7
2000-01*	Ben Ebong	30	215	7.2
2001-02	Silas Mills	47	381	8.1
2002-03	Versile Shaw	46	367	8.0
2003-04	Leonard White	46	470	10.2
2004-05	DeSean Hadley	48	285	5.9
2005-06	Brandon Hunter	25	301	12.0
2006-07	Jared Reiner	28	246	8.8
2007-08	Chris Alexander	40	449	11.2
2008-09	Bobby Jones	49	374	7.6
2009-10	Greg Stiemsma	45	320	7.1
2010-11	Raymond Sykes	49	302	6.2
2011-12	Trey Gilder	34	262	7.7
2012-13	Mike Davis	49	302	6.2
2013-14	Justin Hamilton	39	362	9.3
2014-15	Khem Birch	49	472	9.6
2015-16	Jarnell Stokes	28	260	9.3
2016-17	Keith Benson	50	523	10.5
2017-18	Kadeem Jack	45	327	7.3

* – Statistics are from the 30-game IBL regular season.

^ – Statistics are from the 23-game CBA regular season.

Assists

		G	AST	AVG
1989-90	Tracy Mitchell	47	228	4.9
1990-91	Frank Ross	54	316	5.9
1991-92	Corey Gaines	53	424	8.0
1992-93	Cedric Hunter	55	476	8.7
1993-94	Cedric Hunter	51	479	9.4
1994-95	Darrick Martin	37	289	7.8
1995-96	Reggie Jordan	38	249	6.6
1996-97	Stevin Smith	53	332	6.3
1997-98	Randy Livingston	28	187	6.7
1998-99	Randy Livingston	40	259	6.5
1999-00	Jerry McCullough	54	302	5.6
2000-01*	Randy Livingston	26	164	6.3
2001-02	Darren McLinton	34	234	6.9
2002-03	Kelley McClure	40	237	5.9
2003-04	David Jackson	48	205	4.3
2004-05	Randy Livingston	40	336	8.4
2005-06	Corey Williams	27	264	9.8
2006-07	Frank Williams	44	206	4.7
2007-08	David Bailey	47	262	5.6
2008-09	Frank Williams	47	168	3.6
2009-10	David Bailey	48	316	6.6
2010-11	David Bailey	37	203	5.5
2011-12	Dominique Coleman	49	238	4.9
2012-13	Mark Tyndale	34	130	3.8
2013-14	Larry Drew II	41	287	7.0
2014-15	Larry Drew II	42	402	9.6
2015-16	DeAndre Liggins	34	238	7.0
2016-17	Briante Weber	31	227	7.3
2017-18	Larry Drew II	35	261	7.5

Blocks

		G	BS	AVG
1989-90	Ralph Lewis	55	49	0.89
1990-91	Leonard Harris	37	32	0.86
1991-92	Brett Szabo	21	31	1.48
1992-93	Kelby Stuckey	54	39	0.72
1993-94	Bill Edwards	50	46	0.92
1994-95	Brian Howard	54	41	0.76
1995-96	Reggie Jordan	38	42	1.11
1996-97	Horacio Llamas	38	63	1.66
1997-98	Bob McCann	37	43	1.16
1998-99	Nick Davis	54	105	1.94
1999-00	Nick Davis	56	106	1.89
2000-01*	Carlos Daniel	27	35	1.30
2001-02	Eric Coley	51	46	0.90
2002-03	Lawrence Nelson	39	41	1.05
2003-04	Leonard White	46	43	0.93
2004-05	Lawrence Nelson	24	27	1.13
2005-06	Noel Felix	41	80	1.95
2006-07	Amir Johnson	22	69	3.14
2007-08	Chris Alexander	40	80	2.00
2008-09	Bobby Jones	49	25	0.51
2009-10	Greg Stiemsma	45	162	3.60
2010-11	Raymond Sykes	49	86	1.76
2011-12	Trey Gilder	34	42	1.24
2012-13	Jarvis Varnado	23	77	3.35
2013-14	Justin Hamilton	39	79	2.03
2014-15	Khem Birch	49	87	1.77
2015-16	Keith Benson	49	77	1.60
2016-17	Keith Benson	50	111	2.22
2017-18	Jimmie Taylor	29	50	1.72

Season-by Season Leaders (Cont.)

Steals

		G	ST	AVG
1989-90	Ralph Lewis	55	86	1.56
1990-91	Frank Ross	54	115	2.13
1991-92	Darryl McDonald	56	132	2.36
1992-93	Darryl McDonald	55	142	2.58
1993-94	Cedric Hunter	51	96	1.88
1994-95	Brian Howard	54	72	1.33
1995-96	Reggie Jordan	38	92	2.42
1996-97	Stevin Smith	53	113	2.13
1997-98	Melvin Newbern	44	108	2.45
1998-99	Randy Livingston	40	70	1.75
1999-00	Jerry McCullough	54	121	2.24
2000-01 [^]	Bryant Smith	20	51	2.55
2001-02	Silas Mills	47	76	1.62
2002-03	Kelley McClure	40	68	1.70
2003-04	Leonard White	46	97	2.11
2004-05	Randy Livingston	40	82	2.05
2005-06	Corey Williams	27	54	2.00
2006-07	Frank Williams	44	78	1.77
2007-08	Carl Elliott	50	98	1.96
2008-09	Frank Williams	47	67	1.43
2009-10	David Bailey	48	63	1.31
2010-11	Keaton Grant	50	59	1.18
2011-12	Dominique Coleman	49	108	2.20
2012-13	Demetris Nichols	49	68	1.39
2013-14	DeAndre Liggins	42	109	2.60
2014-15	Fuquan Edwin	49	90	1.8
2015-16	DeAndre Liggins	34	70	2.1
2016-17	Briante Weber	31	101	3.3
2017-18	Tony Mitchell	44	75	1.7

Minutes

		G	MIN	AVG
1989-90	Ralph Lewis	55	2,149	39.1
1990-91	Ken Redfield	55	2,055	37.4
1991-92	Ralph Lewis	56	1,979	35.3
1992-93	Cedric Hunter	55	1,854	33.7
1993-94	Cedric Hunter	51	2,120	41.6
1994-95	Brian Howard	54	1,979	36.6
1995-96	Reggie Fox	42	1,500	35.7
1996-97	Tony Harris	51	1,960	38.4
1997-98	Jason Sasser	49	1,945	39.7
1998-99	Nick Davis	54	1,506	27.9
1999-00	Bryant Smith	56	1,582	28.3
2000-01 [*]	Jamal Robinson	27	904	33.5
2001-02	Silas Mills	47	1,745	37.1
2002-03	Versile Shaw	46	1,466	31.9
2003-04	Leonard White	46	1,773	38.5
2004-05	DeSean Hadley	48	1,719	35.8
2005-06	Noel Felix	41	1,322	32.2
2006-07	Frank Williams	44	1,525	34.7
2007-08	David Bailey	47	1,604	34.1
2008-09	Frank Williams	47	1,732	36.9
2009-10	David Bailey	48	1,665	34.7
2010-11	Raymond Sykes	49	1,566	32.0
2011-12	Dominique Coleman	49	1,685	34.4
2012-13	Demetris Nichols	49	1,764	36.0
2013-14	DeAndre Liggins	42	1,675	39.9
2014-15	Larry Drew II	42	1,481	35.3
2015-16	DeAndre Liggins	34	1305	38.4
2016-17	Keith Benson	50	1595	31.9
2017-18	Ike Nwamu	47	1398	19.7

* – Statistics are from the 30-game IBL regular season.

[^] – Statistics are from the 23-game CBA regular season.

All-Time Career Leaders

Points

David Bailey	2,677
Henry James	2,559
Victor Page	2,478
Jason Sasser	2,406
Randy Livingston	2,364
Ralph Lewis	2,181
Tony Harris	2,027
Keith Benson	2,003
Leonard White	1,874
Cedric Hunter	1,702

Games Played

David Bailey	207
Monty Buckley	187
Randy Livingston	175
Victor Page	157
Henry James	145
Darryl McDonald	137
Cedric Hunter	134
Larry Drew II	131
Carlton McKinney	128
Jason Sasser	122

Minutes Played

David Bailey	6,626
Randy Livingston	6,112
Monty Buckley	4,973
Cedric Hunter	4,839
Henry James	4,502
Jason Sasser	4,475
Victor Page	4,433
Larry Drew II	4,229
Ralph Lewis	4,128
Leonard White	3,622

Field Goals Made

Henry James	914
David Bailey	908
Jason Sasser	898
Victor Page	882
Ralph Lewis	838
Keith Benson	816
Randy Livingston	813
Leonard White	719
Tony Harris	645
Cedric Hunter	604

Field Goals Attempted

David Bailey	2,146
Victor Page	2,139
Henry James	2,062
Randy Livingston	2,031
Jason Sasser	1,843
Ralph Lewis	1,736
Keith Benson	1,419
Tony Harris	1,416
Leonard White	1,389
Carlton McKinney	1,330

Field Goal %*

Mike Williams	340-578	.588
Lee Campbell	395-678	.583
Reggie Williams	298-517	.576
Brian Howard	392-681	.576
Keith Benson	816-1,419	.575
Cedric Hunter	604-1,087	.556
Darryl McDonald	560-1,014	.552
Raymond Sykes	451-833	.541
Devin Gray	531-981	.541
Kelby Stuckey	476-900	.529

Free Throws Made

David Bailey	642
Tony Harris	587
Jason Sasser	574
Randy Livingston	572
Ralph Lewis	497
Victor Page	488
Bubu Palo	479
Cedric Hunter	462
Darryl McDonald	427
Leonard White	415

Free Throws Attempted

David Bailey	788
Jason Sasser	718
Randy Livingston	699
Tony Harris	696
Ralph Lewis	652
Victor Page	639
Bubu Palo	616
Darryl McDonald	607
Cedric Hunter	557
Leonard White	532

Free Throw %**

Henry James	413-454	.910
Kelley McClure	224-251	.892
Chris McCray	179-202	.886
Darrick Martin	294-334	.880
Brian Howard	196-223	.879
Stephen Graham	239-277	.863
Demetris Nichols	173-203	.852
DeSean Hadley	274-322	.851
Frank Williams	353-416	.849
Tony Harris	587-696	.843

3-Point Field Goals Made

Henry James	318
Carlton McKinney	278
Frank Williams	239
Henry Walker	231
Ike Nwamu	227
Victor Page	226
David Bailey	219
David Jackson	203
Larry Drew II	189
Randy Livingston	166

3-Point Field Goals Attempted

Henry James	803
Carlton McKinney	740
Frank Williams	687
Victor Page	680
Ike Nwamu	636
David Bailey	608
Henry Walker	600
Randy Livingston	552
David Jackson	466
Larry Drew II	462

3-Point Field Goal %***

Andre Dawkins	123-272	.452
David Jackson	203-466	.436
Silas Mills	91-217	.419
Stevin Smith	144-345	.417
Larry Drew II	189-462	.409
Fuquan Edwin	100-251	.398
Henry James	318-803	.396
Matt Williams Jr.	124-218	.390
Henry Walker	231-600	.385
Elton Nesbitt	160-419	.382

Rebounds

Nick Davis	1,164
Keith Benson	1,048
Leonard White	976
Jason Sasser	929
Leonard Harris	848
Monty Buckley	846
Randy Livingston	815
Ralph Lewis	755
Tony Massop	713
David Bailey	694

Assists

Randy Livingston	1,245
Cedric Hunter	1,134
David Bailey	1,127
Larry Drew II	1,014
Darryl McDonald	701
Darrick Martin	477
Briante Weber	447
DeAndre Liggins	439
Corey Gaines	424
Stevin Smith	424

Steals

Darryl McDonald	349
Randy Livingston	326
David Bailey	285
Cedric Hunter	254
Leonard White	229
Monty Buckley	201
Victor Page	201
Briante Weber	190
Larry Drew II	187
DeAndre Liggins	179

Blocks

Keith Benson	219
Nick Davis	211
Greg Stiemsma	181
Raymond Sykes	137
Monty Buckley	119
Chris Alexander	102
Brett Szabo	100
Khem Birch	87
Devin Gray	86
Anthony Mason, Jr.	86

* – minimum 500 FGA

** – minimum 200 FTA

*** – minimum 200 3FGA

Sioux Falls Skyforce Honor Roll

CBA Championships

1996	Fort Wayne Fury (Won series 4-1)
2005	Rockford Lightning (Won series 3-1)

CBA Playoff MVP

Henry James	1996
Corsley Edwards	2005

CBA Coach of the Year

Mo McHone	1996-97
-----------	---------

CBA Rookie of the Year

Jason Sasser (tie with Bernard Hopkins, Yakima)	1996-97
---	---------

CBA All-Rookie Team

Tharon Mayes	1990-91
Ken Redfield	1990-91
Bobby Phills	1991-92
Tim Breaux (second team)	1992-93
Bill Edwards	1993-94
Devin Gray	1995-96
Jason Sasser	1996-97
Horacio Llamas (second team)	1996-97
Victor Page	1997-98
Nick Davis	1998-99
Bryant Smith	1999-00
Corsley Edwards	2002-03

CBA Rookie Game

Bryant Smith	1999-00	16 points, 4 rebounds
Albert White	1999-00	10 points, 4 rebounds

CBA Executive of the Year

Greg Heineman	1994-95
Tommy Smith	1995-96
Tommy Smith	1997-98
Tommy Smith (tie with Bob Przybysz, Grand Rapids)	1998-99

CBA Public Relations Director of the Year

Brett Hansen	2005-06
--------------	---------

CBA Defensive Player of the Year

Corey Beck	1996-97
Noel Felix	2005-06

CBA All-Defensive Team

Darryl McDonald	1991-92
Reggie Jordan	1995-96
Corey Beck	1996-97
Leonard White	2003-04
DeSean Hadley	2004-05
Noel Felix	2005-06
Corey Williams	2005-06

CBA All-League First Team

Reggie Jordan	1995-96
Tony Harris	1996-97
Jason Sasser	1998-99
Kebu Stewart	1999-00
Leonard White	2003-04
Randy Livingston	2004-05
Noel Felix	2005-06

CBA All-League Second Team

Darrick Martin	1994-95
Henry James	1995-96
Jason Sasser	1996-97
Stevin Smith	1996-97
Randy Livingston	1998-99, 2001-02
David Jackson	2003-04
DeSean Hadley	2004-05
Corey Williams	2005-06

CBA All-Stars

Ralph Lewis	1989-90	5 points, 4 assists
Tharon Mayes	1990-91	13 points, 7 rebounds
Richard Rellford	1991-92	12 points, 2 rebounds
Kelby Stuckey	1993-94	4 points, 2 rebounds,
Adrian Caldwell	1994-95	6 points, 6 rebounds, 3 blocks
Henry James	1994-95	17 points, 3 rebounds
Darrick Martin	1994-95	11 points, 6 assists.
Darryl Dawkins	1995-96	2 points, 8 rebounds
Henry James	1995-96	24 points, 3 rebounds
Reggie Jordan	1995-96	15 points, 7 assists
Devin Gray	1996-97	10 points, 6 rebounds
Tony Harris	1996-97	9 points, 3 steals
Stacey King	1996-97	5 points, 8 rebounds
Stevin Smith	1996-97	2 rebounds, 5 assists
Bob McCann	1997-98	No Game Played
Jason Sasser	1998-99	No Game Played
Nick Davis	1999-00	13 points, 8 rebounds, 6 blocks
Victor Page	1999-00	14 points, 3 steals
Jamal Robinson	2000-01	No Game Played
Darren McLinton	2001-02	No Game Played
Silas Mills	2001-02	No Game Played
Corsley Edwards	2002-03	12 points, 12 rebounds
Versile Shaw*	2002-03	27 points, 9 rebounds
David Jackson	2003-04	12 points, 2 rebounds
Leonard White	2003-04	16 points, 8 rebounds
Alpha Bangura	2004-05	12 points, 2 assists
DeSean Hadley	2004-05	15 points, 4 assists
Randy Livingston	2004-05	19 points, 10 assists
John Thomas	2004-05	DNP – NBA call-up
Rodney Buford	2005-06	DNP – Overseas
Noel Felix^	2005-06	18 points, 8 rebounds
Stephen Graham	2005-06	DNP – NBA call-up
Brandon Hunter	2005-06	DNP – Overseas

* – Most Valuable Player

^ – Named as replacement for Brandon Hunter

IBL All-League Second Team

Randy Livingston	2000-01
------------------	---------

NBA G League Championships

2016 Los Angeles D-Fenders (Won Series 2-1)

NBA G League Executive of the Year

Adam Simon	2015-16
------------	---------

NBA G League MVP

Kasib Powell	2007-08
Jarnell Stokes	2015-16

NBA G League Defensive Player of the Year

Greg Stiemsma	2009-10
DeAndre Liggins	2013-14
DeAndre Liggins	2015-16

All-NBA G League First Team

Kasib Powell	2007-08
Reggie Williams	2009-10
Demetris Nichols	2012-13
Justin Hamilton	2013-14
Jarnell Stokes	2015-16
Keith Benson	2016-17

All-NBA G League Second Team

Jared Reiner	2006-07
DeAndre Liggins	2013-14
DeAndre Liggins	2015-16
Briante Weber	2016-17

All-NBA G League Third Team

Patrick Ewing, Jr.	2010-11
--------------------	---------

Sioux Falls Skyforce Honor Roll

All-NBA G League Honorable Mention

Stephen Graham	2006-07
Frank Williams	2006-07
Chris Alexander	2007-08
Greg Stiemsma	2009-10

All-NBA G League All-Rookie Team

Alex Oriakhi	2013-14
Andre Dawkins	2014-15
Khem Birch	2014-15
Fuquan Edwin	2014-15
Greg Whittington	2015-16

NBA G League All-Stars

Stephen Graham	2006-07
Jared Reiner	2006-07
Kasib Powell	2007-08
Reggie Williams	2009-10
Patrick Ewing, Jr.	2010-11
Dexter Pittman	2010-11
Charles Garcia	2011-12
Marqus Blakely	2011-12
Demetris Nichols	2012-13
DeAndre Liggins	2013-14
Justin Hamilton	2013-14
Khem Birch	2014-15
Keith Benson	2015-16
Tre Kelley	2015-16
DeAndre Liggins	2015-16
Jarnell Stokes	2015-16
Okaro White	2016-17
Briante Weber	2016-17
Keith Benson	2016-17

All-Time NBA Call-Ups

1989-90

Quintin Dailey	Seattle SuperSonics
Ralph Lewis	Detroit Pistons

1991-92

Tharon Mayes	Los Angeles Clippers
Bobby Phills	Cleveland Cavaliers

1992-93

Ricky Blanton	Chicago Bulls
Joe Courtney	Chicago Bulls

1993-94

Ron Anderson	Washington Bullets
Earl Cureton	Houston Rockets
Bill Edwards	Philadelphia 76ers
Adonis Jordan	Denver Nuggets

1994-95

Darrick Martin	Minnesota Timberwolves
----------------	------------------------

1995-96

Corey Beck	Charlotte Hornets
Henry James	Houston Rockets
Reggie Jordan	Atlanta Hawks

1996-97

Devin Gray	Sacramento Kings
Henry James	Atlanta Hawks
Reggie Jordan	Minnesota Timberwolves
Stacey King	Boston Celtics, Dallas Mavericks
Horacio Llamas	Phoenix Suns
Jason Sasser	San Antonio Spurs, Dallas Mavericks
Stevin Smith	Dallas Mavericks

1997-98

Randy Livingston	Atlanta Hawks (twice)
Bob McCann	Toronto Raptors

1998-99

Corey Beck	Detroit Pistons
Monty Buckley	Portland Trail Blazers
Nick Davis	New York Knicks
Troy Hudson	Minnesota Timberwolves, Los Angeles Clippers
Jonathan Kerner	Orlando Magic
Randy Livingston	Miami HEAT, Phoenix Suns
Tyrone Nesby	Los Angeles Clippers
Jason Sasser	Vancouver Grizzlies

2000-01

Raja Bell	Philadelphia 76ers
-----------	--------------------

2001-02

Randy Livingston	Seattle SuperSonics
------------------	---------------------

2002-03

Randy Livingston	New Orleans Hornets
------------------	---------------------

2003-04

Darrick Martin	Minnesota Timberwolves (twice)
----------------	--------------------------------

2004-05

Corsley Edwards	New Orleans Hornets
Donnell Harvey	New Jersey Nets
Randy Livingston	Utah Jazz
John Thomas	Minnesota Timberwolves

2005-06

Noel Felix	Seattle SuperSonics
Stephen Graham	Houston Rockets, Chicago Bulls, Cleveland Cavaliers
Billy Thomas	Washington Wizards

2006-07

Andre Brown	Seattle SuperSonics
Jared Reiner	Milwaukee Bucks

2007-08

Bobby Jones	Houston Rockets, Miami HEAT, San Antonio Spurs, Denver Nuggets
Kasib Powell	Miami HEAT (twice)

2009-10

Alexander Johnson	Houston Rockets
Greg Stiemsma	Minnesota Timberwolves
Reggie Williams	Golden State Warriors

2010-11

Patrick Ewing, Jr.	New Orleans Hornets
--------------------	---------------------

2011-12

Keith Benson	Golden State Warriors
Greg Stiemsma	Boston Celtics

2012-13

Donald Sloan	New Orleans Hornets
Jarvis Varnado	Boston Celtics, Miami HEAT

2013-14

DeAndre Liggins	Miami HEAT
Justin Hamilton	Charlotte Bobcats, Miami HEAT

2014-15

Tyler Johnson	Miami HEAT (2)
Larry Drew II	Philadelphia 76ers
Henry Walker	Miami HEAT
Andre Dawkins	Boston Celtics

2015-16

Briante Weber	Memphis Grizzlies, Miami HEAT
---------------	-------------------------------

2016-17

Okaro White	Miami HEAT
Briante Weber	Golden State Warriors, Charlotte Hornets

2017-18

Erik McCree	Utah Jazz
Larry Drew II	Philadelphia 76ers, New Orleans Pelicans
Briante Weber	Memphis Grizzlies

All-Time NBA Call-Ups: 84 call-ups (53 players)

All-Time NBA Assignees

<u>Season</u>	<u>Player</u>	<u>NBA Team</u>	<u>G</u>	<u>MIN</u>	<u>REB</u>	<u>AST</u>	<u>STL</u>	<u>TO</u>	<u>BLK</u>	<u>PTS</u>
2006-07	Will Blalock (2)	Detroit Pistons	12	26.3	4.3	6.3	0.5	2.2	0.1	8.9
2006-07	Amir Johnson (2)	Detroit Pistons	22	35.2	9.6	2.1	1.2	3.2	3.1	18.9
2007-08	Jermareo Davidson	Charlotte Bobcats	6	31.2	9.8	0.8	1.3	1.8	1.0	18.0
2007-08	Chris Richard	Minnesota Timberwolves	6	28.3	11.5	0.7	0.7	2.0	0.8	10.2
2008-09	Alexis Ajinca	Charlotte Bobcats	11	22.8	6.8	0.4	0.8	2.5	1.8	11.9
2008-09	Sean Singletary	Charlotte Bobcats	3	29.7	3.7	3.7	1.0	3.3	0.0	15.7
2009-10	Nathan Jawai (2)	Minnesota Timberwolves	4	21.0	4.5	1.0	0.3	2.8	0.0	8.3
2010-11	Jonny Flynn (2)	Minnesota Timberwolves	2	28.0	3.0	10.5	1.0	6.5	0.0	8.0
2010-11	Dexter Pittman (2)	Miami HEAT	22	27.8	8.2	1.2	0.4	2.4	1.7	14.5
2011-12	Malcolm Lee (2)	Minnesota Timberwolves	7	27.5	4.1	5.9	1.9	2.4	0.1	10.1
2012-13	Arnett Moultrie	Philadelphia 76ers	7	26.4	6.1	1.6	0.6	2.0	0.4	9.7
2012-13	Dexter Pittman (4)	Miami HEAT	15	24.9	8.8	0.3	0.9	2.1	1.7	12.4
2012-13	Jarvis Varnado (3)	Miami HEAT	13	30.6	9.8	0.5	1.2	3.5	2.9	14.9
2013-14	DeAndre Liggins	Miami HEAT	1	40.0	4.0	6.0	2.0	2.0	1.0	13.0
2013-14	Justin Hamilton	Miami HEAT	2	31.7	10.5	1.5	1.5	2.5	2.0	17.5
2014-15	Andre Dawkins	Miami HEAT	8	35.9	3.1	2.8	0.8	2.4	0.1	23.5
2014-15	Hassan Whiteside	Miami HEAT	1	26.0	12.0	2.0	0.0	4.0	4.0	21.0
2014-15	Shabazz Napier (2)	Miami HEAT	4	34.2	5.0	3.8	0.8	2.8	0.3	19.5
2014-15	Zoran Dragic	Miami HEAT	4	29.3	3.3	3.3	1.5	3.8	0.3	16.5
2015-16	Josh Richardson (2)	Miami HEAT	4	38.3	4.5	3.8	2.5	2.0	1.3	23.3
2015-16	Jarnell Stokes (6)	Miami HEAT	16	30.9	10.2	1.1	1.1	1.4	0.9	20.6
2016-17	Juancho Hernangomez	Denver Nuggets	1	24.0	11.0	1.0	0.0	4.0	2.0	17.0
2016-17	Malik Beasley (6)	Denver Nuggets	16	31.1	7.6	2.6	1.1	2.1	0.1	18.9
2016-17	Okaro White *	Miami HEAT	--	--	--	--	--	--	--	--
2016-17	Marcus Georges-Hunt *	Miami HEAT	--	--	--	--	--	--	--	--
2017-18	AJ Hammons	Miami HEAT	25	20.2	6.1	0.9	0.5	1.0	2.0	8.6
2017-18	Rodney McGruder	Miami HEAT	2	22.5	5.0	1.0	0.5	0.0	0.0	13.5

(# of assignments)

* Assigned for NBA D-League All-Star Game Only

All-Time Assignments: 50 assignments (26 players)

Score Margins/Streaks

Largest Margin of Victory

<u>Date</u>	<u>Opponent</u>	<u>Score</u>	<u>Margin</u>
12/13/94	vs. Omaha	158-88	70
3/13/12	vs. Erie	125-86	39
12/16/95	vs. Omaha	141-103	38
3/14/95	@ Fort Wayne	149-113	36
4/6/08	vs. Fort Wayne	125-90	35
12/2/95	vs. San Diego	145-110	35
12/29/01	vs. Gary	127-94	33
2/16/01	vs. Rockford	123-90	33
12/17/99	vs. Idaho	137-104	33
2/19/97	vs. Fort Wayne	127-94	33

Longest Win Streak (Single Season)

13	1996-97	10	2015-16
11	2005-06	10	1998-99
10	2001-02	9	2009-10

Longest Home Win Streak (Single Season)

10	2015-16
10	2016-17

Longest Road Win Streak (Single Season)

8	2009-10
---	---------

*Regular Season Only

^ – 2014 NBAGL Showcase (Reno, Nevada)

Largest Margin of Defeat

<u>Date</u>	<u>Opponent</u>	<u>Score</u>	<u>Margin</u>
12/21/90	@ Grand Rapids	81-136	55
2/28/03	@ Dakota	96-142	46
3/6/03	@ Rockford	100-144	44
11/29/02	@ Yakima	75-116	41
3/6/91	@ Quad City	112-152	40
3/4/92	@ Omaha	107-145	38
3/20/11	vs. Springfield	75-112	37
3/8/03	@ Grand Rapids	104-141	37
2/18/92	@ Birmingham	98-134	36
1/5/14	vs. Bakersfield^	85-120	35

Longest Losing Streak (Single Season)

13	2010-11	8	2011-12
9	2010-11	7	2001-02
9	1989-90		

Longest Home Losing Streak (Single Season)

7	2010-11
---	---------

Longest Road Losing Streak (Single Season)

13	2002-03
----	---------

All-Time Overtime Records

1989-90 (1-3)

L	vs. Tulsa	11/24	102-107
L	@ Santa Barbara	12/1	123-129
L	vs. Rapid City	12/22	94-95
W	vs. La Crosse	1/18	112-110

1990-91 (2-2)

W	vs. La Crosse	11/17	107-106
W	@ Rapid City	12/14	136-133
L	@ Yakima	1/15	122-123
L	vs. Columbus	2/19	125-129

1991-92 (1-3)

W	vs. Yakima	12/7	132-128
L	vs. Quad City	2/4	114-115
L	vs. Oklahoma City	2/8	122-130
L	vs. Rapid City	3/15	120-122 (2OT)

1992-93 (0-2)

L	@ La Crosse	1/15	128-131 (2OT)
L	@ Columbus	3/4	111-117 (2OT)

1993-94 (3-4)

L	vs. Tri-City	12/29	120-125 (2OT)
W	@ Wichita Falls	1/20	115-113
W	vs. Wichita Falls	1/27	124-116
L	vs. Yakima	2/1	112-120
L	vs. Tri-City	2/14	130-133 (2OT)
W	@ Oklahoma City	2/22	111-110
L	vs. Omaha	3/5	99-103

1994-95 (2-2)

W	@ Shreveport	12/17	134-129
L	vs. Yakima	2/11	130-133
W	@ Rapid City	3/8	108-100
L	@ Pittsburgh	3/17	134-139 (2OT)

1995-96 (3-1)

L	vs. Oklahoma City	12/1	114-119
W	vs. Oklahoma City	12/13	123-122
W	vs. San Diego	12/25	126-125
W	vs. Chicago	1/26	116-113

1996-97 (3-1)

W	@ Rockford	11/24	128-119
W	vs. Yakima	12/27	125-123
L	@ Oklahoma City	1/10	114-118
W	vs. Yakima	2/26	104-103

1997-98 (3-3)

W	vs. Fort Wayne	12/10	120-118 (2OT)
W	@ Idaho	1/2	115-110
L	@ Grand Rapids	1/31	109-116
L	vs. Grand Rapids	2/21	97-101
L	@ Connecticut	3/14	119-121
W	vs. Rockford	3/22	107-105

1998-99 (1-2)

W	@ Yakima	1/3	100-98
L	vs. Yakima	1/14	112-113
L	@ Connecticut	2/5	117-122 (2OT)

1999-00 (1-0)

W	vs. La Crosse	2/4	113-110
---	---------------	-----	---------

2000-01 (4-2)

L	vs. La Crosse	12/16	104-111
W	vs. Idaho	12/25	122-119
L	vs. Gary	1/12	127-130
W	@ Grand Rapids	1/22	116-110
W	vs. Grand Rapids	2/24	101-94
W	vs. Rockford	3/18	112-108 (2OT)

2001-02 (1-1)

L	@ Gary	12/21	122-125
W	vs. Saskatchewan	2/7	110-108

2002-03 (0-1)

L	@ Great Lakes	1/20	107-114
---	---------------	------	---------

2003-04 (1-4)

W	vs. Great Lakes	11/21	107-104 (2OT)
L	@ Idaho	11/28	118-124
L	vs. Gary	12/19	124-127
L	@ Gary	1/2	132-134
L	@ Gary	2/14	124-126 (2OT)

2004-05 (1-1)

W	@ Yakima	12/3	107-103
L	@ Yakima	1/29	133-141 (3OT)

2005-06 (3-1)

W	vs. Albany	12/9	100-96
L	@ Dakota	12/10	102-110
W	vs. Idaho	12/29	108-104
W	vs. Gary	2/22	128-122

2006-07 (0-2)

L	@ Tulsa	1/27	123-126
L	vs. Fort Worth	2/25	106-109

2007-08 (1-1)

W	vs. Idaho	12/7	122-113
L	@ Iowa	12/14	114-117

2008-09 (4-1)

W	@ Fort Wayne	11/30	119-117 (2OT)
W	@ Rio Grande Valley	12/11	121-118
W	vs. Tulsa	12/13	99-91
W	@ Fort Wayne	2/17	116-114
L	@ Dakota	4/5	123-134

2009-10 (3-2)

L	vs. Erie	12/5	107-109
W	vs. Dakota	1/8	133-128
L	vs. Tulsa	1/22	119-121
W	vs. Dakota	2/19	119-118
W	vs. Idaho	3/16	117-115

2010-11 (1-0)

W	@ Texas	3/9	99-96
---	---------	-----	-------

2011-12 (1-2)

W	vs. Springfield	12/25	103-99
L	vs. Tulsa	2/17	114-119
L	@ Springfield	3/29	113-115 (2OT)

2012-13 (3-0)

W	vs. Texas	1/18	106-101
W	vs. Reno	2/1	117-114
W	vs. Canton	3/23	117-111 (2OT)

2013-14 (2-3)

L	@ Tulsa	12/5/13	80-82
W	vs. Fort Wayne	12/7/13	114-110
L	vs. Austin	2/21/14	127-130 (2OT)
L	vs. Rio Grande Valley	3/6/14	116-119 (2OT)
W	vs. Tulsa	4/5/14	107-105

2014-15 (1-1)

L	vs. Delaware	2/21/15	125-129
W	@ Fort Wayne	3/1/15	122-118

2015-16 (3-0)

W	vs. Raptors 905	12/22/15	111-102
W	vs. Iowa	1/19/16	119-112
W	at Delaware	3/25/16	99-93

2016-17 (1-2)

W	vs. Northern Arizona	12/25/16	96-94 (2OT)
L	at Salt Lake City	12/30/16	110-109 (2OT)
L	vs. Oklahoma City	1/31/17	115-120

All-Time Overtime Records (Regular Season Only)

Most OT Games (Season)	7	1993-94	Most OT Periods	3	@ Yakima 1/29/05
Fewest OT Games (Season)	1 (T)	2010-11, 2002-03, 1999-00	Overtime Record	44-34	.564
Most OT Wins (Season)	4 (T)	2008-09, 2000-01	Double Overtime Record	6-12	.333
Best OT Record (Season)	3-0	2012-13, 2015-16	Triple Overtime Record	0-1	.000
Most OT Losses (Season)	4 (T)	2003-04, 1993-94	Overall OT Record	50-47	.515
Consecutive OT Games	2 (T)	2008-09, 2005-06, 2013-14	Home OT Record	34-25	.576
Consecutive OT Wins	5 (T)	1995-97, 2015-17	Road OT Record	16-22	.421

SIOUX FALLS SKYFORCE

1989-90 Game-by-Game Results

Date	Opponent	W/L	Rec	Score	Pts	High Scorer	High Rebounder	Assist Leader	Att.
Nov 16	RAPID CITY	L	0-1	79-85	1.0	Jim Lampley 29	Leonard Harris 14	Leo Parent 5	5125
Nov 18	Rapid City	L	0-2	86-90	1.0	Jim Lampley 18	Leonard Harris 9	Eric Brown 5	NA
Nov 19	Tulsa	L	0-3	88-106	2.0	Ralph Lewis 20	Jim Lampley 8	Leo Parent 6	NA
Nov 24	TULSA	L	0-4	*102-107	2.0	Jim Lampley 29	Jim Lampley 17	Terry Gould 9	3067
Nov 25	ROCKFORD	L	0-5	96-103	2.0	Jim Lampley 24	Jim Lampley 14	Jim Lampley 5 Leo Parent 5	2571
Nov 28	San Jose	L	0-6	116-124	2.0	Ralph Lewis 19 Leo Parent 19	Steve Grayer 15	Terry Gould 8	NA
Nov 29	San Jose	L	0-7	106-112	2.5	Steve Grayer 20 Ralph Lewis 20	Steve Grayer 11 Leonard Harris 11	Ralph Lewis 7	NA
Dec 1	Santa Barbara	L	0-8	*123-129	2.0	Ralph Lewis 39	Leonard Harris 12	Terry Gould 10	NA
Dec 3	Santa Barbara	L	0-9	132-135	1.5	Steve Grayer 30	Ralph Lewis 7	Terry Gould 11	NA
Dec 7	OMAHA	W	1-9	127-120	5.0	Ralph Lewis 46	Leonard Harris 10	Terry Gould 6 Leo Parent 6	2414
Dec 9	Topeka	L	1-10	102-113	1.0	Ralph Lewis 17 Terry Gould 17	Leonard Harris 8	Terry Gould 10	NA
Dec 10	Topeka	W	2-10	118-111	5.0	Jim Lampley 29	Jim Lampley 13	Tracy Mitchell 3	NA
Dec 14	QUAD CITY	L	2-11	104-123	0.0	Ralph Lewis 19	Jim Lampley 12	Leo Parent 5	2403
Dec 15	WICHITA FALLS	W	3-11	109-83	6.0	Ralph Lewis 22	Jim Lampley 12	Tracy Mitchell 6	2142
Dec 20	Rapid City	W	4-11	115-107	6.0	Jim Lampley 29	Jim Lampley 11	Tracy Mitchell 7	NA
Dec 22	RAPID CITY	L	4-12	*94-95	2.0	Ralph Lewis 23	Eric White 19	Leo Parent 5	3351
Dec 23	COLUMBUS	L	4-13	100-110	1.0	Ralph Lewis 25	Jim Lampley 8	Jim Lampley 5 Terry Gould 5	2017
Dec 25	SANTA BARBARA	L	4-14	99-118	1.0	Eric White 28	Jim Lampley 12	Leo Parent 5 Terry Gould 5	1944
Dec 27	Pensacola	L	4-15	110-116	1.0	Eric White 30	Eric White 12	Terry Gould 12	NA
Dec 29	Columbus	W	5-15	112-108	5.0	Ralph Lewis 30	Eric White 10	Tracy Mitchell 10	NA
Dec 30	Rockford	L	5-16	98-106	0.5	Eric White 25	Eric White 10	Tracy Mitchell 11	NA
Jan 2	Albany	L	5-17	102-119	1.0	Quintin Dailey 23	Ralph Lewis 8	Leo Parent 5	NA
Jan 4	Omaha	L	5-18	99-106	1.5	Eric White 24	Eric White 10	Leo Parent 11	NA
Jan 5	Rapid City	L	5-19	92-103	1.0	Steve Grayer 18	Leonard Harris 9	Quintin Dailey 4 Tracy Mitchell 4	NA
Jan 6	OMAHA	W	6-19	112-99	6.0	Ralph Lewis 32	Ralph Lewis 9	Leo Parent 16	3652
Jan 11	Omaha	L	6-20	96-99	1.0	Eric White 24	Quintin Dailey 10	Leo Parent 7 Eric White 7	NA
Jan 12	GRAND RAPIDS	W	7-20	92-80	6.0	Ralph Lewis 29	Leonard Harris 12	Quintin Dailey 7	2526
Jan 14	Tulsa	W	8-20	113-111	5.0	Quintin Dailey 28	Leonard Harris 12	Tracy Mitchell 7 Quintin Dailey 7	NA
Jan 15	Omaha	L	8-21	105-106	1.5	Ralph Lewis 25	Eric White 13	Tracy Mitchell 8	NA
Jan 16	ALBANY	L	8-22	106-107	1.0	Eric White 23	Leonard Harris 10	Ralph Lewis 4	2409
Jan 18	LA CROSSE	W	9-22	*112-110	5.0	Ralph Lewis 26	Leonard Harris 23	Tracy Mitchell 6	2031
Jan 24	Grand Rapids	L	9-23	85-101	0.5	Ralph Lewis 16	Eric White 11	Leo Parent 5 Tracy Mitchell 5	NA
Jan 25	OMAHA	L	9-24	107-116	1.0	Ralph Lewis 32	Ralph Lewis 12	Tracy Mitchell 8	2138
Jan 26	RAPID CITY	W	10-24	98-95	5.0	Ralph Lewis 27	Eric White 12	Tracy Mitchell 9	3811
Feb 1	Topeka	W	11-24	123-91	7.0	Eric White 21 Quintin Dailey 21	Leonard Harris 12	Tracy Mitchell 7	NA
Feb 2	Topeka	W	12-24	129-100	7.0	Steve Grayer 24	Steve Grayer 12	Tracy Mitchell 14	NA
Feb 4	TOPEKA	W	13-24	120-104	6.0	Eric White 34	Leonard Harris 18	Tracy Mitchell 13	4219
Feb 6	SAN JOSE	L	13-25	103-108	1.5	Eric White 34	Leonard Harris 23	Leo Parent 8	2250
Feb 8	Wichita Falls	W	14-25	122-111	5.0	Ralph Lewis 28 Steve Grayer 28	Steve Grayer 12	Kevin Nixon 6	NA
Feb 10	PENSACOLA	L	14-26	97-99	2.5	Steve Grayer 22	Ralph Lewis 10 Steve Grayer 10	Tracy Mitchell 8	3641
Feb 11	OMAHA	L	14-27	104-111	1.0	Eric White 24	Eric White 14	Leo Parent 8	3006
Feb 13	WICHITA FALLS	L	14-28	94-98	1.5	Eric White 25	Eric White 10	Leo Parent 6	2011
Feb 14	TULSA	W	15-28	105-94	6.0	Steve Grayer 21	Steve Grayer 9	Kevin Nixon 10	1930
Feb 16	La Crosse	L	15-29	103-127	1.0	Adrian Branch 31	Peter Gudmundsson 10 Ralph Lewis 10 Eric White 10	Kevin Nixon 6	NA
Feb 18	Quad City	L	15-30	110-120	1.0	Adrian Branch 30	Peter Gudmundsson 12 Eric White 12	Ralph Lewis 5 Kevin Nixon 5	NA
Feb 22	SAN JOSE	W	16-30	103-90	5.0	Ralph Lewis 33	Leonard Harris 17	Tracy Mitchell 6	2012
Feb 23	TOPEKA	L	16-31	116-131	1.0	Adrian Branch 30	Adrian Branch 11	Ralph Lewis 6	2877
Feb 25	Rapid City	L	16-32	84-91	2.0	Adrian Branch 23	Eric White 12	Tracy Mitchell 4	NA
Feb 27	SANTA BARBARA	L	16-33	108-111	3.0	Adrian Branch 27	Adrian Branch 10	Tracy Mitchell 9	2080
Mar 1	CEDAR RAPIDS	W	17-33	109-104	5.0	Adrian Branch 34	Leonard Harris 8	Ralph Lewis 5 Leo Parent 5	2825
Mar 2	RAPID CITY	L	17-34	96-106	1.0	Adrian Branch 27	Eric White 11	Ralph Lewis 4	4277
Mar 4	Omaha	W	18-34	128-116	6.0	Adrian Branch 27	Eric White 11	Adrian Branch 6 Dennis Nutt 6	NA
Mar 5	Cedar Rapids	L	18-35	105-115	1.0	Eric White 31	Adrian Branch 13	Ralph Lewis 6	NA
Mar 7	TOPEKA	W	19-35	120-112	6.0	Ralph Lewis 23	Steve Grayer 10 Ralph Lewis 10	Adrian Branch 6	2190
Mar 9	TOPEKA	W	20-35	113-108	5.5	Ralph Lewis 28	Peter Gudmundsson 14	Ralph Lewis 12	4308
Mar 10	Wichita Falls	L	20-36	102-114	1.0	Eric White 25	Peter Gudmundsson 9	Ralph Lewis 8 Leo Parent 8	NA

CAPS indicate home game

*indicates overtime

1989-90 Regular Season Statistics

	G	GS	MIN	FGM	FGA	Pct.	FTM	FTA	Pct.	3PM	3PA	Pct.	PTS	Avg.	OR	DR	REB	Avg.	AST	PF	TO	BS	ST
SIOUX FALLS																							
Adrian Branch	15	--	490	150	325	0.462	57	88	0.648	0	7	0.000	357	23.8	55	47	102	6.8	47	44	42	3	20
Ralph Lewis	55	--	2149	468	972	0.481	275	359	0.766	2	15	0.133	1217	22.1	176	199	375	6.8	190	131	132	49	86
Jim Lampley	19	--	674	137	271	0.506	88	107	0.822	1	2	0.500	365	19.2	58	125	183	9.6	34	80	40	17	13
Eric White	47	--	1652	369	759	0.486	140	180	0.778	1	4	0.250	881	18.7	136	242	378	8.0	88	144	101	38	44
Quintin Dailey	25	--	578	147	336	0.438	89	119	0.748	2	6	0.333	389	15.6	37	43	80	3.2	71	59	56	2	20
Steve Grayer	50	--	987	233	425	0.548	96	162	0.593	2	5	0.400	568	11.4	149	129	278	5.6	44	99	60	11	30
Leonard Harris	56	--	1460	244	474	0.515	124	161	0.770	0	2	0.000	612	10.9	173	273	446	8.0	59	172	60	44	43
Terry Gould	20	--	607	83	176	0.472	47	68	0.697	1	2	0.500	216	10.8	20	49	69	3.5	106	71	50	1	32
Dennis Nutt	8	--	222	20	46	0.435	11	11	1.000	7	25	0.280	72	9.0	6	13	19	2.4	30	18	13	2	7
Leo Parent	56	--	1686	183	373	0.491	45	60	0.750	2	13	0.154	417	7.4	56	109	165	2.9	224	140	80	25	38
Eric Brown	38	--	465	92	186	0.495	47	67	0.701	0	1	0.000	231	6.1	23	40	63	1.7	46	51	36	12	16
Lashun McDaniel	9	--	138	23	60	0.383	7	10	0.700	0	3	0.000	53	5.9	2	6	8	0.9	20	19	18	2	6
Peter Gudmundsson	22	--	370	51	110	0.464	25	32	0.781	0	0	0.000	127	5.8	37	94	131	6.0	15	66	37	23	5
Tracy Mitchell	47	--	1422	88	204	0.431	72	97	0.742	3	17	0.176	257	5.5	18	88	106	2.3	228	136	110	33	75
Ben Wilson	9	--	138	21	46	0.457	7	18	0.389	0	0	0.000	49	5.4	10	16	26	2.9	7	17	7	1	2
Kevin Nixon	11	--	209	14	32	0.438	28	35	0.800	0	6	0.000	56	5.1	6	17	23	2.1	37	19	18	0	15
Ron Cavenall	12	--	218	17	39	0.436	13	23	0.565	0	0	0.000	47	3.9	13	34	47	3.9	10	28	16	18	5
Laurent Crawford	6	--	57	5	14	0.357	1	4	0.250	0	0	0.000	11	1.8	5	5	10	1.7	0	9	3	4	1
Ken McFadden	3	--	18	2	8	0.250	0	0	0.000	0	0	0.000	4	1.3	0	1	1	0.3	2	3	0	0	0
TOTALS	56		13540	2347	4856	0.483	1172	1601	0.732	21	108	0.194	5929	105.9	980	1530	2510	44.8	1258	1306	879	285	458
OPPONENTS	56		13540	2241	4505	0.497	1241	1683	0.737	97	319	0.304	6014	107.4	826	1550	2376	42.4	1225	1289	873	311	524

SIOUX FALLS

1990-91 Game-by-Game Recap

Date	Opponent	W/L	Rec	Score	Pts	High Scorer	High Rebounder	Assist Leader	Att.
Nov 9	Yakima	L	0-1	103-111	1.0	Michael Young 38	Leonard Harris 7	Ken Redfield 5 Tracy Mitchell 5	4534
Nov 10	San Jose	L	0-2	104-114	1.0	Three with 19	Melvin McCants 11	Tracy Mitchell 6	3470
Nov 16	YAKIMA	W	1-2	112-97	5.0	Tharon Mayes 23	Melvin McCants 13 Gary Leonard 13	Frank Ross 7	4150
Nov 17	LA CROSSE	W	2-2	*107-106	5.0	Michael Young 21 Frank Ross 21	Leonard Harris 15 Michael Young 15	Frank Ross 7	3484
Nov 20	OMAHA	L	2-3	116-119	1.0	Michael Young 28	Leonard Harris 12	Frank Ross 7	2812
Nov 21	Rapid City	W	3-3	121-116	6.0	Eric White 32	Leonard Harris 20	Frank Ross 8	3116
Nov 23	SAN JOSSE	W	4-3	139-123	5.5	Ken Redfield 31	Leonard Harris 20	Frank Ross 14	3594
Nov 25	Yakima	W	5-3	125-117	6.0	Michael Young 29	Leonard Harris 16	Frank Ross 8	4264
Nov 28	Oklahoma City	W	6-3	129-118	4.0	Michael Young 26	Leonard Harris 16	Frank Ross 11	3389
Dec 1	WICHITA FALLS	W	7-3	103-101	6.0	Eric White 29	Leonard Harris 12	Frank Ross 5	3503
Dec 7	OMAHA	L	7-4	114-116	3.0	Eric White 24	Eric White 12	Frank Ross 6	3311
Dec 9	Omaha	W	8-4	132-130	5.0	Ken Redfield 30	Leonard Harris 8	Frank Ross 7	3695
Dec 11	YAKIMA	L	8-5	113-124	1.0	Ken Redfield 23	Leonard Harris 9 Ken Redfield 9	Frank Ross 10	2454
Dec 14	Rapid City	W	9-5	*136-133	5.0	Eric White 33	Leonard Harris 15	Tharon Mayes 8 Frank Ross 8	3672
Dec 15	RAPID CITY	W	10-5	106-99	5.5	Tharon Mayes 36	Eric White 11	Tharon Mayes 6	4349
Dec 18	Rockford	L	10-6	101-116	1.0	Tharon Mayes 21	Eric White 10	Dennis Nutt 8	2396
Dec 20	Pensacola	L	10-7	117-121	2.0	Tharon Mayes 39	Leonard Harris 10	Frank Ross 12	1384
Dec 21	Grand Rapids	L	10-8	81-136	0.0	Eric White 21	Eric White 8 Leonard Harris 8	Tharon Mayes 5 Frank Ross 5	3610
Dec 23	Columbus	L	10-9	117-123	1.5	Tharon Mayes 33	Eric White 9	Tharon Mayes 10	1817
Dec 25	ROCKFORD	W	11-9	127-124	4.0	Tharon Mayes 32	Eric White 9 Leonard Harris 9	Tharon Mayes 9	3287
Dec 26	Rapid City	L	11-10	117-120	1.0	Tharon Mayes 37	Ken Redfield 14	Frank Ross 7	7823
Dec 28	Wichita Falls	L	11-11	105-129	0.0	Tharon Mayes 34	Melvin McCants 15	Dennis Nutt 5 Frank Ross 5	2266
Dec 29	RAPID CITY	W	12-11	123-115	7.0	Tharon Mayes 26	Leonard Harris 8 Ken Redfield 8	Ken Redfield 9	4012
Jan 2	Cedar Rapids	L	12-12	118-128	2.0	Tharon Mayes 35	Leonard Harris 11	Tharon Mayes 9	1720
Jan 3	LA CROSSE	L	12-13	119-122	2.0	Tharon Mayes 35	Leonard Harris 7	Frank Ross 9	2841
Jan 5	Omaha	W	13-13	117-108	5.0	Tharon Mayes 43	Leonard Harris 12	Four with 3	3858
Jan 7	Albany	L	13-14	86-91	1.0	Tharon Mayes 25	Leonard Harris 15	Dennis Nutt 5	2811
Jan 9	GRAND RAPIDS	L	13-15	96-102	1.0	Tharon Mayes 29	Melvin McCants 14	Three with 3	2390
Jan 11	QUAD CITY	L	13-16	114-117	2.0	Ken Redfield 24	Melvin McCants 13	Three with 6	3428
Jan 12	La Crosse	L	13-17	108-113	2.0	Tharon Mayes 30	Dennis Nutt 7	Dennis Nutt 6	5406
Jan 15	Yakima	L	13-18	*122-123	1.0	Tharon Mayes 25	Ken Redfield 11	Tharon Mayes 13	3372
Jan 21	Omaha	W	14-18	130-117	6.0	Tharon Mayes 34	John Smith 15	Three with 6	3500
Jan 22	RAPID CITY	L	14-19	126-137	3.0	Tharon Mayes 42	Leonard Harris 11	Frank Ross 7	4515
Jan 25	Tulsa	L	14-20	94-125	1.0	Steve Grayer 15	Steve Grayer 11 Ken Redfield 11	Tharon Mayes 4	2901
Jan 28	CEDAR RAPIDS	W	15-20	123-117	5.0	Tharon Mayes 31	Leonard Harris 21	Tracy Mitchell 7	2519
Jan 30	Quad City	W	16-20	129-120	5.0	Phil Henderson 32	Leonard Harris 12	Ken Redfield 7 Frank Ross 7	2735
Feb 1	OMAHA	L	16-21	129-132	2.0	Tharon Mayes 43	Leonard Harris 11	Ken Redfield 7	4275
Feb 3	YAKIMA	W	17-21	148-132	5.5	Tharon Mayes 42	Leonard Harris 20	Tharon Mayes 12	4282
Feb 6	Yakima	L	17-22	113-134	2.0	Tharon Mayes 23	Melvin McCants 10	Tharon Mayes 6	2759
Feb 10	TULSA	L	17-23	104-135	1.0	Phil Henderson 23	Larry Spriggs 10	Ken Redfield 6	2936
Feb 13	Rapid City	L	17-24	123-128	1.0	Ken Redfield 31	Larry Spriggs 10	Ken Redfield 7	3727
Feb 15	CEDAR RAPIDS	W	18-24	138-133	6.0	Tharon Mayes 33	Melvin McCants 11	Ken Redfield 10	2840
Feb 17	Omaha	W	19-24	119-117	5.0	Three with 22	Melvin McCants 11	Tharon Mayes 7 Frank Ross 7	5495
Feb 19	COLUMBUS	L	19-25	*125-129	2.0	Tharon Mayes 35	Ken Redfield 12	Tharon Mayes 9	2282
Feb 21	ROCKFORD	L	19-26	113-119	1.0	Melvin McCants 23	Melvin McCants 12	Frank Ross 9	2959
Feb 23	OKLAHOMA CITY	W	20-26	120-115	6.0	Tharon Mayes 35	Larry Spriggs 13	Dennis Nutt 8	3354
Feb 26	Rockford	L	20-27	106-124	1.0	Tharon Mayes 26	Larry Spriggs 17	Tharon Mayes 4	2643
Feb 27	La Crosse	W	21-27	109-101	5.5	Ken Redfield 25	Larry Spriggs 6	Ken Redfield 6 Dennis Nutt 6	3645
Mar 1	QUAD CITY	W	22-27	130-124	5.0	Melvin McCants 31	Ken Redfield 12	Three with 6	2717
Mar 3	ALBANY	L	22-28	114-119	1.0	Ken Redfield 29	Larry Spriggs 9	Ken Redfield 5	3110
Mar 6	Quad City	L	22-29	112-152	0.5	Melvin McCants 22	Melvin McCants 11	Phil Henderson 8	5587
Mar 10	PENSACOLA	W	23-29	127-124	5.0	Phil Henderson 28	Larry Spriggs 9 Tharon Mayes 9	Tharon Mayes 9	4791
Mar 12	Cedar Rapids	L	23-30	117-134	1.0	Tharon Mayes 33	Melvin McCants 10	Frank Ross 5	1804
Mar 13	OMAHA	W	24-30	137-129	5.0	Ken Redfield 32	Melvin McCants 12	Frank Ross 9	2474
Mar 15	YAKIMA	W	25-30	132-118	6.0	Melvin McCants 28	Tharon Mayes 13	Tharon Mayes 10	4419
Mar 16	RAPID CITY	W	26-30	124-122	4.0	Ken Redfield 33	Brian Christensen 10	Frank Ross 15	4247

CAPS indicate home game

*indicates overtime

1990-91 Regular Season Statistics

	G	GS	MIN	FGM	FGA	Pct.	FTM	FTA	Pct.	3PM	3PA	Pct.	PTS	Avg.	OR	DR	REB	Avg.	AST	PF	TO	BS	ST
SIOUX FALLS																							
Tharon Mayes	54	--	1878	467	1011	0.462	324	390	0.831	96	277	0.347	1354	25.1	108	89	197	3.6	245	201	188	11	114
Michael Young	9	--	345	90	194	0.464	22	29	0.759	4	16	0.250	206	22.9	9	45	54	6.0	27	34	21	6	11
Eric White	23	--	793	204	355	0.575	114	146	0.781	1	1	1.000	523	22.7	73	109	182	7.9	29	92	46	16	16
Ken Redfield	55	--	2055	389	807	0.482	247	361	0.684	3	27	0.111	1028	18.7	120	227	347	6.3	239	226	205	26	103
Phil Henderson	23	--	627	169	309	0.552	50	57	0.877	8	28	0.286	396	17.2	33	49	82	3.6	49	71	43	9	19
Larry Spriggs	20	--	621	121	194	0.624	79	96	0.823	0	4	0.000	321	16.1	33	146	179	9.0	68	81	76	7	23
Melvin McCants	47	--	1327	227	443	0.512	189	279	0.677	0	3	0.000	643	13.7	135	190	325	6.9	30	171	75	31	32
Frank Ross	54	--	1703	236	525	0.450	145	180	0.806	25	86	0.291	642	11.9	25	117	142	2.6	316	151	181	7	115
John Smith	28	--	683	124	229	0.541	48	66	0.727	4	16	0.250	300	10.7	56	90	146	5.2	28	92	51	8	17
Leonard Harris	37	--	1149	166	307	0.541	62	96	0.646	0	1	0.000	394	10.6	150	252	402	10.9	38	161	68	32	40
Steve Grayer	2	--	33	8	16	0.500	5	8	0.625	0	1	0.000	21	10.5	9	5	14	7.0	1	6	3	0	0
Lancaster Gordon	16	--	284	64	135	0.474	29	33	0.879	1	7	0.143	158	9.9	12	19	31	1.9	37	29	28	6	12
Dennis Nutt	41	--	702	84	196	0.429	36	40	0.900	39	95	0.411	243	5.9	18	38	56	1.4	129	60	60	0	27
Michael Phelps	8	--	139	16	39	0.410	10	11	0.909	1	4	0.250	43	5.4	3	8	11	1.4	14	20	9	0	8
Brian Christensen	26	--	350	45	85	0.529	24	37	0.649	0	0	0.000	114	4.4	44	66	110	4.2	8	77	28	9	13
Gary Leonard	15	--	211	23	49	0.469	8	20	0.400	0	0	0.000	54	3.6	15	45	60	4.0	2	36	16	18	6
Leo Rautins	7	--	81	10	31	0.323	0	0	0.000	3	7	0.429	23	3.3	9	11	20	2.9	6	9	7	0	3
Tracy Mitchell	35	--	544	31	83	0.373	43	57	0.754	0	9	0.000	105	3.0	19	39	58	1.7	80	66	45	8	19
Leo Parent	1	--	13	1	2	0.500	0	0	0.000	0	0	0.000	2	2.0	1	1	2	2.0	1	1	0	0	3
Jeff Nannen	1	--	2	0	1	0.000	0	0	0.000	0	0	0.000	0	0.0	1	1	2	2.0	0	0	0	0	0
TOTALS	56		13540	2475	5008	0.494	1435	1906	0.753	185	582	0.318	6570	117.3	873	1547	2420	43.2	1347	1584	1150	194	581
OPPONENTS	56		13540	2531	4971	0.509	1555	2087	0.745	132	403	0.328	6749	120.5	864	1630	2494	44.5	1365	1543	1094	291	628

SIOUX FALLS

1991-92 Game-by-Game Results

Date	Opponent	W/L	Rec	Score	Pts	High Scorer	High Rebounder	Assist Leader	Att.
Nov 8	Albany	W	1-0	123-113	6.0	Richard Rellford 27	Tony Farmer 12	Darryl McDonald 8	4519
Nov 9	Columbus	L	1-1	94-112	1.0	Richard Rellford 28	Ralph Lewis 11	Corey Gaines 12	4089
Nov 11	YAKIMA	W	2-1	118-106	5.0	Tony Farmer 20	Ralph Lewis 9	Corey Gaines 6	3796
Nov 15	LA CROSSE	L	2-2	116-131	1.0	Ken Redfield 32	Tony Farmer 8	Corey Gaines 12	3452
Nov 16	Quad City	L	2-3	132-146	1.0	Ralph Lewis 28	Richard Rellford 8	Corey Gaines 10	4346
Nov 19	Fort Wayne	L	2-4	106-112	1.0	Richard Rellford 27	Ralph Lewis 10	Ken Redfield 7	4214
Nov 21	COLUMBUS	W	3-4	134-102	6.0	Richard Rellford 24	Richard Anderson 16	Corey Gaines 12	2403
Nov 23	OMAHA	W	4-4	128-116	5.0	Ralph Lewis 31	Richard Anderson 13	Corey Gaines 12	3367
Nov 26	Wichita Falls	L	4-5	89-91	2.5	Richard Rellford 25	Ralph Lewis 11	Corey Gaines 11	2016
Nov 27	Rapid City	L	4-6	123-126	2.0	Corey Gaines 24	Richard Anderson 13	Darryl McDonald 8	3544
Nov 29	ROCKFORD	W	5-6	120-108	5.0	Richard Rellford 28	Tony Farmer 11	Corey Gaines 13	2697
Nov 30	TRI-CITY	W	6-6	115-106	5.0	Richard Rellford 25	Richard Rellford 8	Richard Anderson 4	2969
Dec 5	OKLAHOMA CITY	W	7-6	117-112	5.0	Ken Redfield 26	Richard Rellford 10	Darryl McDonald 4	2375
Dec 7	YAKIMA	W	8-6	*132-128	5.0	Richard Rellford 33	Ken Redfield 14	Corey Gaines 15	3022
Dec 11	Tri-City	L	8-7	111-112	1.0	Ralph Lewis 21	Tony Farmer 10	Darryl McDonald 7	1100
Dec 13	Yakima	W	9-7	125-117	6.0	Richard Rellford 29	Corey Gaines 7	Corey Gaines 7	3163
Dec 14	Yakima	W	10-7	115-114	5.5	Ralph Lewis 31	Tony Farmer 11	Corey Gaines 11	3241
Dec 17	Wichita Falls	L	10-8	89-98	1.0	Ralph Lewis 27	Richard Anderson 14	Corey Gaines 7	1975
Dec 18	Oklahoma City	L	10-9	110-125	1.0	Tony Farmer 20	Tony Farmer 10	Corey Gaines 8	1975
Dec 20	Tulsa	L	10-10	116-129	0.5	Richard Rellford 27	Chuckie White 10	Darryl McDonald 7	3596
Dec 21	OMAHA	L	10-11	92-106	2.0	Richard Rellford 27	Richard Rellford 10	Corey Gaines 7	5909
Dec 25	WICHITA FALLS	L	10-12	104-105	2.0	Ken Redfield 22	Tony Farmer 9	Corey Gaines 8	3466
Dec 27	RAPID CITY	W	11-12	102-101	6.0	Richard Rellford 23	Tony Farmer 10	Corey Gaines 9	3951
Dec 28	Grand Rapids	L	11-13	125-137	1.0	Richard Rellford 25	Richard Rellford 14	Corey Gaines 8	3174
Dec 30	Tulsa	L	11-14	132-142	1.0	Bobby Phills 37	Bobby Phills 14	Corey Gaines 7	1554
Jan 3	Fort Wayne	L	11-15	124-129	2.0	Corey Gaines 30	Tony Farmer 12	Corey Gaines 8	6415
Jan 4	Tri-City	L	11-16	108-111	1.5	Bobby Phills 24	Bobby Phills 12	Corey Gaines 10	2510
Jan 11	YAKIMA	W	12-16	130-106	6.0	Corey Gaines 22	Mike Williams 14	Darryl McDonald 11	4782
Jan 17	FORT WAYNE	W	13-16	128-120	6.0	Phil Henderson 29	Ralph Lewis 17	Corey Gaines 9	2970
Jan 19	TULSA	W	14-16	102-101	5.0	Richard Rellford 24	Bob Thornton 11	Corey Gaines 11	4760
Jan 24	Rapid City	L	14-17	120-124	1.0	Richard Rellford 21	Richard Rellford 11	Darryl McDonald 4	7390
Jan 25	WICHITA FALLS	W	15-17	100-99	5.0	Richard Rellford 30	Richard Rellford 15	Corey Gaines 7	3894
Jan 28	TRI-CITY	W	16-17	129-111	7.0	Bobby Phills 29	Mike Williams 13	Corey Gaines 15	2322
Jan 30	BIRMINGHAM	W	17-17	133-120	5.0	Bobby Phills 40	Mike Williams 10	Corey Gaines 14	2619
Feb 1	Omaha	W	18-17	112-111	4.0	Ralph Lewis 28	Bobby Phills 10	Corey Gaines 11	5084
Feb 2	TULSA	L	18-18	120-124	2.0	Bobby Phills 31	Bob Thornton 15	Darryl McDonald 8	4492
Feb 4	QUAD CITY	L	18-19	*114-115	2.0	Bobby Phills 26	Bob Thornton 15	Corey Gaines 10	2333
Feb 5	Rockford	L	18-20	123-135	2.0	Bobby Phills 21	Bob Thornton 11	Corey Gaines 10	2093
Feb 7	WICHITA FALLS	W	19-20	114-92	6.0	Tharon Mayes 27	Mike Williams 8	Corey Gaines 6	3186
Feb 8	OKLAHOMA CITY	L	19-21	*122-130	3.0	Tharon Mayes 23	Bob Thornton 14	Tharon Mayes 8	3774
Feb 10	Oklahoma City	W	20-21	126-122	6.0	Corey Gaines 26	Bob Thornton 12	Corey Gaines 8	3869
Feb 12	Oklahoma City	L	20-22	107-112	1.0	Bobby Phills 28	Mike Williams 19	Corey Gaines 9	3918
Feb 14	Tulsa	L	20-23	128-136	1.0	Tharon Mayes 28	Mike Williams 9	Ralph Lewis 6	1740
Feb 15	GRAND RAPIDS	W	21-23	110-108	5.0	Corey Gaines 23	Bobby Phills 9	Darryl McDonald 8	3712
Feb 16	Rapid City	L	21-24	105-119	1.0	Ralph Lewis 26	Bobby Phills 10	Corey Gaines 5	6714
Feb 18	Birmingham	L	21-25	98-134	1.0	Ralph Lewis 21	Mike Williams 11	Darryl McDonald 5	665
Feb 20	WICHITA FALLS	W	22-25	115-104	5.0	Corey Gaines 28	Marc Iavaroni 8	Darryl McDonald 5	2270
Feb 22	OMAHA	L	22-26	104-120	2.0	Ralph Lewis 26	Corey Gaines 5	Corey Gaines 5	3976
Feb 27	TULSA	W	23-26	122-117	5.0	Tharon Mayes 27	Ralph Lewis 9	Corey Gaines 7	3210
Feb 29	La Crosse	L	23-27	108-128	1.0	Tharon Mayes 24	Mike Williams 12	Tharon Mayes 8	3210
Mar 4	Omaha	L	23-28	107-145	1.0	Bobby Phills 35	Ralph Lewis 18	Corey Gaines 5	5170
Mar 5	ALBANY	W	24-28	113-111	5.0	Bobby Phills 40	Greg Lazard 10	Darryl McDonald 6	2156
Mar 7	Rapid City	L	24-29	103-109	2.0	Ralph Lewis 27	Darryl McDonald 11	Darryl McDonald 22	2851
Mar 8	OKLAHOMA CITY	L	24-30	110-116	1.0	Bobby Phills 27	Mike Williams 10	Darryl McDonald 11	7897
Mar 12	Tri-City	L	24-31	99-116	1.0	Bobby Phills 24	Bobby Phills 24	Darryl McDonald 8	4269
Mar 12	Tri-City	L	24-31	99-116	1.0	Bobby Phills 30	Greg Lazard 13	Darryl McDonald 9	1310
Mar 15	RAPID CITY	L	24-32	*120-122	3.0	Bobby Phills 33	Ralph Lewis 13	Darryl McDonald 9	1310
						Bobby Phills 33	Brett Szabo 12	Corey Gaines 11	5307

CAPS indicate home game

*indicates overtime

1991-92 Regular Season Statistics

	G	GS	MIN	FGM	FGA	Pct.	FTM	FTA	Pct.	3PM	3PA	Pct.	PTS	Avg.	OR	DR	REB	Avg.	AST	PF	TO	BS	ST
SIOUX FALLS																							
Bobby Phillips	34	32	1272	289	624	0.463	177	230	0.770	30	106	0.283	785	23.1	70	152	222	6.5	92	95	97	11	60
Richard Rellford	33	31	1067	246	461	0.534	233	290	0.803	0	2	0.000	725	22.0	118	133	251	7.6	31	109	96	24	28
Phil Henderson	6	0	140	42	81	0.519	16	24	0.667	5	10	0.500	105	17.5	8	9	17	2.8	18	14	7	2	7
Corey Gaines	53	49	1888	308	617	0.499	244	324	0.753	64	153	0.418	924	17.4	37	101	138	2.6	424	164	168	12	75
Ralph Lewis	56	56	1979	370	764	0.484	222	293	0.758	2	9	0.222	964	17.2	169	211	380	6.8	97	121	102	27	76
Tharon Mayes	13	2	362	74	177	0.418	50	65	0.769	19	54	0.352	217	16.7	22	16	38	2.9	57	35	34	0	22
Ken Redfield	20	18	665	129	279	0.462	68	95	0.716	2	10	0.200	328	16.4	35	71	106	5.3	56	63	71	7	32
Bob Thornton	13	2	394	64	108	0.593	40	58	0.690	0	0	0.000	168	12.9	29	98	127	9.8	22	58	36	10	16
Tony Farmer	28	19	780	110	239	0.460	92	122	0.754	0	5	0.000	312	11.1	71	141	212	7.6	39	102	76	16	34
Mike Williams	33	28	911	132	244	0.541	84	133	0.632	0	1	0.000	348	10.5	65	208	273	8.3	38	118	71	25	13
(Total)	44	34	1149	170	313	0.543	105	175	0.600	0	1	0.000	445	10.1	88	271	359	8.2	47	152	88	31	20
Marc Iavaroni	5	0	113	17	30	0.567	18	24	0.750	0	0	0.000	52	10.4	12	12	24	4.8	5	8	4	3	3
Matt Roe	33	2	612	122	291	0.419	50	66	0.758	42	133	0.316	336	10.2	28	53	81	2.5	33	65	34	0	24
(Total)	48	3	788	152	364	0.418	63	82	0.768	48	155	0.310	415	8.6	38	66	104	2.2	46	89	39	3	30
Darryl McDonald	56	7	1246	193	321	0.601	112	172	0.651	10	32	0.313	508	9.1	60	76	136	2.4	267	126	120	9	132
Richard Anderson	14	6	395	43	106	0.406	19	30	0.633	16	51	0.314	121	8.6	13	101	114	8.1	39	53	35	6	13
John Smith	42	17	886	121	286	0.423	47	58	0.810	44	108	0.407	333	7.9	34	102	136	3.2	40	122	55	6	21
Greg Lazard	8	6	247	19	43	0.442	11	18	0.611	0	0	0.000	49	6.1	14	42	56	7.0	4	28	14	17	0
Willie Brand	2	0	16	3	6	0.500	0	0	0.000	1	2	0.500	7	3.5	0	0	0	0.0	4	1	2	0	0
(Total)	4	0	20	4	8	0.500	1	2	0.500	1	2	0.500	10	2.5	0	1	1	0.3	5	2	3	0	0
Chuckie White	15	3	171	23	41	0.561	5	19	0.263	0	0	0.000	51	3.4	22	30	52	3.5	7	37	18	8	7
P Gudmundsson	5	2	52	6	9	0.667	2	3	0.667	0	0	0.000	14	2.8	4	7	11	2.2	2	11	10	1	0
Brett Szabo	21	0	235	13	43	0.302	23	39	0.590	0	0	0.000	49	2.3	22	44	66	3.1	5	30	15	31	4
Antwahn Nance	7	0	67	7	16	0.438	2	2	1.000	0	0	0.000	16	2.3	4	13	17	2.4	2	14	7	7	1
(Total)	13	1	122	15	30	0.500	6	9	0.667	0	0	0.000	36	2.8	8	27	35	2.7	3	29	15	9	2
Kurk Lee	5	0	51	3	13	0.231	2	4	0.500	0	3	0.000	8	1.6	2	2	4	0.8	7	8	5	0	2
Greg Stokes	2	0	16	1	1	1.000	0	2	0.000	0	0	0.000	2	1.0	1	2	3	1.5	1	4	5	2	1
TOTALS	56		13565	2335	4800	0.486	1517	2071	0.732	235	679	0.346	6422	114.7	840	1624	2464	44.0	1290	1386	1082	224	571
OPPONENTS	56		13565	2571	5163	0.498	1245	1719	0.724	155	423	0.366	6542	116.8	925	1704	2629	46.9	1476	1530	1024	326	569

SIOUX FALLS SKYFORCE

1992-93 Game-by-Game Results

Date	Opponent	W/L	Rec	Score	Pts	High Scorer	High Rebounder	Assist Leader	Att.
Nov 20	Yakima	L	0-1	116-118	2.0	Anderson Hunt 20	Lee Campbell 11	Cedric Hunter 4	NA
Nov 21	Tri-City	W	1-1	118-111	6.0	Ronnie Coleman 22	Joe Courtney 10	Cedric Hunter 7	NA
Nov 24	Tri-City	W	2-1	105-99	5.0	Anderson Hunt 21	Ronnie Coleman 12	Cedric Hunter 14	NA
Nov 27	OMAHA	W	3-1	122-119	6.0	Joe Courtney 25	Chad Gallagher 11	Cedric Hunter 9	3725
								Darryl McDonald 9	
Nov 28	OKLAHOMA CITY	W	4-1	116-105	6.0	Joe Courtney 24	Joe Courtney 9	Cedric Hunter 17	3009
Dec 3	TRI-CITY	L	4-2	104-109	2.0	Ronnie Coleman 25	Ronnie Coleman 8	Cedric Hunter 14	2365
Dec 5	TRI-CITY	L	4-3	106-115	1.5	Tim Breaux 25	Ronnie Coleman 8	Darryl McDonald 12	2939
Dec 8	GRAND RAPIDS	L	4-4	111-125	2.0	Jerry Stroman 21	Lee Campbell 9	Cedric Hunter 13	2211
								Ronnie Coleman 9	
Dec 10	Omaha	L	4-5	97-104	2.0	Ronnie Coleman 20	Ronnie Coleman 10	Cedric Hunter 7	NA
						Tim Breaux 20			
Dec 11	RAPID CITY	L	4-6	108-111	2.0	Jerry Stroman 34	Lee Campbell 15	Cedric Hunter 17	2916
Dec 13	Wichita Falls	L	4-7	87-100	1.0	Jerry Stroman 19	Kelby Stuckey 10	Cedric Hunter 7	NA
						Tim Breaux 19			
Dec 17	WICHITA FALLS	L	4-8	101-103	2.0	Tim Breaux 20	Lee Campbell 10	Cedric Hunter 10	2328
Dec 19	OMAHA	W	5-8	123-111	6.5	Joe Courtney 24	Lee Campbell 8	Cedric Hunter 13	4925
								Joe Courtney 8	
Dec 25	RAPID CITY	L	5-9	104-105	1.0	Kelby Stuckey 16	Lee Campbell 10	Darryl McDonald 12	3790
						Jerry Stroman 16			
Dec 26	Wichita Falls	L	5-10	85-112	0.0	Ronnie Coleman 21	Ronnie Coleman 8	Darryl McDonald 4	NA
								Joe Courtney 8	
Dec 30	FARGO-MOORHEAD	L	5-11	99-118	0.0	Kelby Stuckey 31	Joe Courtney 14	Darryl McDonald 10	3025
Dec 31	Omaha	W	6-11	122-109	5.0	Jimmy Oliver 34	Joe Courtney 12	Cedric Hunter 8	NA
Jan 2	Rapid City	L	6-12	119-130	1.0	Jimmy Oliver 28	Kelby Stuckey 9	Cedric Hunter 13	NA
Jan 6	Fargo-Moorhead	L	6-13	113-126	1.0	Tim Breaux 24	Lee Campbell 15	Cedric Hunter 8	NA
Jan 7	QUAD CITY	W	7-13	103-98	6.0	Tim Breaux 20	Kelby Stuckey 9	Cedric Hunter 12	2331
Jan 9	CAPITAL REGION	W	8-13	98-96	5.0	Kelby Stuckey 21	Lee Campbell 9	Cedric Hunter 9	3205
								Kelby Stuckey 9	
Jan 10	Wichita Falls	L	8-14	91-96	2.0	Kelby Stuckey 21	Kelby Stuckey 12	Cedric Hunter 7	NA
Jan 14	LA CROSSE	W	9-14	116-113	5.0	Jerry Stroman 30	Kelby Stuckey 7	Cedric Hunter 12	2507
Jan 15	La Crosse	L	9-15	*128-131	2.0	Jerry Stroman 32	Kelby Stuckey 10	Cedric Hunter 11	NA
Jan 17	Rochester	W	10-15	108-88	6.0	Kelby Stuckey 19	Lee Campbell 9	Darryl McDonald 4	NA
						Tim Breaux 19		Kelby Stuckey 4	
Jan 18	OKLAHOMA CITY	W	11-15	115-110	5.5	Kelby Stuckey 29	Lee Campbell 13	Cedric Hunter 7	2887
								Darryl McDonald 7	
Jan 20	Rapid City	L	11-16	100-111	1.0	Kelby Stuckey 21	Kelby Stuckey 15	Cedric Hunter 8	NA
Jan 22	COLUMBUS	W	12-16	107-103	6.0	Clifford Lett 26	Lee Campbell 10	Cedric Hunter 12	3257
Jan 24	YAKIMA	W	13-16	111-108	5.5	Cedric Hunter 19	Lee Campbell 10	Cedric Hunter 15	2809
Jan 26	Grand Rapids	W	14-16	104-101	4.5	Darryl McDonald 23	Lee Campbell 10	Cedric Hunter 7	NA
Jan 27	Rockford	W	15-16	108-105	5.5	Jerry Stroman 30	Lee Campbell 6	Darryl McDonald 7	NA
Jan 29	FORT WAYNE	W	16-16	109-105	5.5	Clifford Lett 23	Lee Campbell 16	Darryl McDonald 8	3081
Feb 4	Omaha	W	17-16	119-109	5.0	Jerry Stroman 18	Lee Campbell 10	Cedric Hunter 6	NA
						Ricky Blanton 18			
Feb 5	Oklahoma City	L	17-17	106-116	1.0	Jerry Stroman 26	Lee Campbell 10	Cedric Hunter 8	NA
Feb 7	FARGO-MOORHEAD	W	18-17	127-105	6.0	Lee Campbell 27	Lee Campbell 17	Cedric Hunter 16	4481
Feb 9	YAKIMA	L	18-18	108-112	1.0	Ricky Blanton 25	Lee Campbell 12	Cedric Hunter 9	2482
Feb 10	Fargo-Moorhead	W	19-18	116-107	5.0	Kelby Stuckey 23	Joe Courtney 7	Darryl McDonald 4	NA
						Jimmy Oliver 23		Kelby Stuckey 7	
Feb 12	Tri-City	L	19-19	104-109	2.0	Lee Campbell 21	Kelby Stuckey 10	Cedric Hunter 6	NA
Feb 13	Yakima	L	19-20	116-130	1.0	Lee Campbell 25	Lee Campbell 22	Darryl McDonald 7	NA
Feb 15	Yakima	L	19-21	109-118	2.5	Lee Campbell 22	Lee Campbell 20	Cedric Hunter 9	NA
Feb 18	OMAHA	L	19-22	102-104	1.5	Clifford Lett 16	Lee Campbell 13	Cedric Hunter 9	2721
Feb 21	YAKIMA	W	20-22	125-110	6.0	Jimmy Oliver 27	Lee Campbell 10	Darryl McDonald 14	2637
Feb 26	OKLAHOMA CITY	W	21-22	139-122	6.0	Ricky Blanton 35	Lee Campbell 13	Darryl McDonald 18	3434
Feb 28	FARGO-MOORHEAD	W	22-22	120-114	5.0	Kelby Stuckey 27	Kelby Stuckey 6	Cedric Hunter 11	3765
								Cedric Hunter 6	
Mar 2	Capital Region	L	22-23	102-114	1.0	Lee Campbell 25	Lee Campbell 8	Cedric Hunter 7	NA
Mar 4	Columbus	L	22-24	*111-117	2.0	Cedric Hunter 27	Lee Campbell 14	Kelby Stuckey 7	NA
Mar 7	RAPID CITY	W	23-24	124-111	6.0	Kelby Stuckey 34	Lee Campbell 17	Darryl McDonald 11	4463
Mar 9	Fargo-Moorhead	L	23-25	111-118	2.0	Tony Watts 26	Lee Campbell 10	Darryl McDonald 7	NA
Mar 11	WICHITA FALLS	L	23-26	110-118	1.0	Darryl McDonald 22	Richard Anderson 10	Cedric Hunter 9	2939
								Lee Campbell 10	
Mar 14	ROCHESTER	W	24-26	117-97	6.0	Lee Campbell 24	Kelby Stuckey 15	Cedric Hunter 8	2952
Mar 16	TRI-CITY	W	25-26	86-85	5.0	Clifford Lett 22	Kelby Stuckey 20	Cedric Hunter 9	2673
Mar 17	Fort Wayne	L	25-27	114-117	3.0	Lee Campbell 24	Kelby Stuckey 13	Cedric Hunter 10	NA
Mar 19	Quad City	L	25-28	106-107	1.0	Lee Campbell 25	Lee Campbell 13	Cedric Hunter 3	NA
								Tony Watts 3	
								Richard Anderson 3	
Mar 21	ROCKFORD	L	25-29	111-118	2.0	Kelby Stuckey 20	Kelby Stuckey 8	Cedric Hunter 11	3544
Mar 22	Rapid City	L	25-30	115-138	1.0	Tim Breaux 29	Kelby Stuckey 10	Clifford Lett 4	NA
								Tony Watts 4	
Mar 27	Oklahoma City	W	26-30	128-120	5.0	Lee Campbell 36	Lee Campbell 12	Darryl McDonald 9	NA

CAPS indicate home game
 *indicates overtime

1992-93 Regular Season Statistics

	G	GS	MIN	FGM	FGA	Pct.	FTM	FTA	Pct.	3PM	3PA	Pct.	PTS	Avg.	OR	DR	REB	Avg.	AST	PF	TO	BS	ST
SIOUX FALLS																							
Jimmy Oliver	15	6	419	102	240	0.425	48	58	0.828	7	24	0.292	259	17.3	16	33	49	3.3	32	38	19	3	9
Kelby Stuckey	54	40	1663	302	571	0.529	234	310	0.755	0	4	0.000	838	15.5	164	220	384	7.1	93	190	155	39	34
Jerry Stroman	28	24	725	160	350	0.457	87	115	0.757	22	72	0.306	429	15.3	14	66	80	2.9	59	72	48	7	21
Lee Campbell	56	42	1799	311	506	0.615	200	245	0.816	0	1	0.000	822	14.7	217	330	547	9.8	66	195	97	39	34
Clifford Lett	39	32	1195	202	421	0.480	142	196	0.724	2	24	0.083	548	14.1	21	64	85	2.2	109	96	70	1	33
Ronnie Coleman	18	9	401	105	181	0.580	41	65	0.631	0	0	0.000	251	13.9	31	65	96	5.3	20	64	37	10	11
Tim Breaux	50	23	1386	273	589	0.463	128	165	0.776	9	34	0.265	683	13.7	49	67	116	2.3	83	119	80	19	32
Joe Courtney	28	11	626	134	237	0.565	69	96	0.719	0	0	0.000	337	12.0	50	116	166	5.9	20	88	53	18	11
Anderson Hunt	8	0	179	33	105	0.314	18	24	0.750	6	31	0.194	90	11.3	7	10	17	2.1	15	22	6	1	13
Ricky Blanton	26	14	671	114	215	0.530	58	78	0.744	0	5	0.000	286	11.0	21	38	59	2.3	48	40	26	3	17
(Total)	43	29	1311	214	420	0.510	99	124	0.798	2	10	0.200	529	12.3	48	96	144	3.3	98	81	48	4	34
Cedric Hunter	55	55	1854	206	375	0.549	185	224	0.826	4	9	0.444	601	10.9	39	130	169	3.1	476	131	110	6	103
Darryl McDonald	55	4	1298	198	370	0.535	169	245	0.690	5	20	0.250	570	10.4	54	102	156	2.8	280	128	138	11	142
Tony Watts	18	5	302	58	125	0.464	19	32	0.594	4	16	0.250	139	7.7	7	17	24	1.3	37	39	24	3	13
Chad Gallagher	14	8	187	27	54	0.500	18	29	0.621	0	0	0.000	72	5.1	12	37	49	3.5	4	42	20	5	1
Richard Anderson	16	0	264	31	85	0.365	13	18	0.722	5	30	0.167	80	5.0	15	54	69	4.3	21	39	22	9	12
Carlos Funchess	8	0	127	16	40	0.400	7	14	0.500	0	0	0.000	39	4.9	10	8	18	2.3	4	22	6	3	4
Dan Cyrulik	4	0	59	8	15	0.533	2	2	1.000	0	0	0.000	18	4.5	2	13	15	3.8	3	13	4	4	0
Brett Szabo	32	7	385	44	76	0.579	30	46	0.652	0	1	0.000	118	3.7	22	63	85	2.7	5	68	25	30	13
TOTALS	56		13540	2324	4555	0.510	1468	1962	0.748	64	271	0.236	6180	110.4	751	1433	2184	39.0	1375	1406	940	211	503
OPPONENTS	56		13540	2425	4727	0.513	1193	1665	0.717	168	469	0.358	6211	110.9	819	1448	2267	40.5	1420	1518	971	228	482

SIOUX FALLS SKYFORCE

1993-94 Game-by-Game Results

Date	Opponent	W/L	Rec	Score	Pts	High Scorer	High Rebounder	Assist Leader	Att.
Nov 19	ROCHESTER	L	0-1	93-102	2.0	Darryl McDonald 14	Brett Szabo 11	Cedric Hunter 10	6603
Nov 20	Rockford	L	0-2	105-108	3.0	Kelby Stuckey 25	Bill Edwards 9	Cedric Hunter 8	NA
Nov 23	Grand Rapids	W	1-2	101-88	6.0	Cedric Hunter 26	Lee Campbell 12	Darryl McDonald 5	NA
Nov 24	OMAHA	W	2-2	114-112	5.0	Roland Gray 27	Lee Campbell 13	Cedric Hunter 12	3559
Nov 26	OKLAHOMA CITY	W	3-2	97-90	5.5	Bill Edwards 23	Lee Campbell 11	Cedric Hunter 9	3613
Nov 27	FARGO-MOORHEAD	W	4-2	118-108	5.0	Kelby Stuckey 28 Darryl McDonald 28	Kelby Stuckey 11	Cedric Hunter 10	6603
Dec 3	Yakima	W	5-2	117-105	6.0	Kelby Stuckey 31	Roland Gray 9	Cedric Hunter 6	NA
Dec 10	QUAD CITY	W	6-2	102-101	5.0	Kelby Stuckey 28	Kelby Stuckey 14	Darryl McDonald 7	4089
Dec 11	Rapid City	L	6-3	89-110	0.0	Bill Edwards 25	Kelby Stuckey 9	Cedric Hunter 9	NA
Dec 17	RAPID CITY	L	6-4	99-113	1.0	Kelby Stuckey 26	Bill Edwards 10	Darryl McDonald 7	5012
Dec 18	Oklahoma City	L	6-5	100-111	1.0	Darryl McDonald 22	Kelby Stuckey 16	Darryl McDonald 11	NA
Dec 20	Yakima	L	6-6	105-114	1.5	Lee Campbell 26	Lee Campbell 15	Darryl McDonald 10	NA
Dec 22	Yakima	W	7-6	96-91	5.5	Darryl McDonald 30	Lee Campbell 13	Darryl McDonald 5	NA
Dec 25	WICHITA FALLS	W	8-6	103-97	5.5	Darryl McDonald 24	Lee Campbell 6 Kelby Stuckey 6	Darryl McDonald 8 Adonis Jordan 8	5108
Dec 29	TRI-CITY	L	8-7	*120-125	2.0	Lee Campbell 28	Lee Campbell 14	Darryl McDonald 10	4402
Dec 31	Oklahoma City	L	8-8	93-105	2.0	Bill Edwards 29	Lee Campbell 9 Bill Edwards 9	Cedric Hunter 8	NA
Jan 4	Wichita Falls	L	8-9	89-97	1.0	Lee Campbell 19	Lee Campbell 15	Cedric Hunter 6	NA
Jan 5	OKLAHOMA CITY	L	8-10	104-112	2.5	Kelby Stuckey 33	Tito Horford 10 Kelby Stuckey 10	Cedric Hunter 7	3664
Jan 7	ROCKFORD	W	9-10	109-103	5.5	Kelby Stuckey 27	Tito Horford 12	Cedric Hunter 9	3662
Jan 8	Rapid City	L	9-11	95-113	2.0	Darryl McDonald 30	Tito Horford 11	Cedric Hunter 7	NA
Jan 14	LA CROSSE	L	9-12	107-117	1.0	Darryl McDonald 33	Cedric Hunter 10	Cedric Hunter 15	3911
Jan 15	COLUMBUS	W	10-12	132-100	6.0	Carlton McKinney 26	Kelby Stuckey 13	Cedric Hunter 19	4645
Jan 17	YAKIMA	L	10-13	118-120	2.0	Tony Farmer 35	Tony Farmer 10	Darryl McDonald 7	3464
Jan 19	FORT WAYNE	W	11-13	116-102	6.0	Darryl McDonald 23	Tito Horford 9	Darryl McDonald 10	3572
Jan 20	Wichita Falls	W	12-13	*115-113	4.0	Darryl McDonald 28	Tito Horford 11 Bill Edwards 11	Darryl McDonald 6	NA
Jan 22	Fargo-Moorhead	W	13-13	103-85	6.0	Bill Edwards 27	Kelby Stuckey 10	Cedric Hunter 9	NA
Jan 27	WICHITA FALLS	W	14-13	*124-116	5.0	Tony Farmer 36	Bill Edwards 13	Cedric Hunter 20	3950
Jan 29	Omaha	L	14-14	107-109	1.0	Bill Edwards 26	Tony Farmer 12	Cedric Hunter 13	NA
Feb 1	YAKIMA	L	14-15	*112-120	2.0	Bill Edwards 24	Tony Farmer 15	Cedric Hunter 13	4548
Feb 2	Fargo-Moorhead	W	15-15	108-107	5.0	Bill Edwards 27	Kannard Johnson 14	Cedric Hunter 15	NA
Feb 4	OMAHA	W	16-15	111-105	6.0	Bill Edwards 23	Tony Farmer 8	Cedric Hunter 11	4749
Feb 6	HARTFORD	L	16-16	101-103	2.5	Cedric Hunter 20 Bill Edwards 20	Tony Farmer 13	Cedric Hunter 13	4537
Feb 8	Rochester	L	16-17	102-103	2.5	Bill Edwards 27	Tito Horford 8 Bill Edwards 8	Cedric Hunter 10	NA
Feb 11	Rapid City	W	17-17	111-102	5.5	Tony Farmer 28	Bill Edwards 11	Bill Edwards 6	NA
Feb 14	TRI-CITY	L	17-18	*130-133	1.0	Bill Edwards 35	Bill Edwards 11 Tony Farmer 11	Cedric Hunter 21	5894
Feb 16	Fort Wayne	W	18-18	119-101	6.0	Tony Farmer 33	Bill Edwards 12	Cedric Hunter 7	NA
Feb 17	Columbus	L	18-19	94-104	1.0	Bill Edwards 33	Bill Edwards 9	Bill Edwards 4 Tony Farmer 4	NA
Feb 19	Hartford	L	18-20	98-101	1.0	Bill Edwards 33	Cedric Hunter 11	Cedric Hunter 9	NA
Feb 21	Fargo-Moorhead	L	18-21	87-99	1.5	Cedric Hunter 16 Tony Farmer 16	Adrian Caldwell 10 Bill Edwards 10	Cedric Hunter 9	NA
Feb 22	Oklahoma City	W	19-21	*111-110	6.0	Bill Edwards 30	Adrian Caldwell 12	Cedric Hunter 9	NA
Feb 25	OKLAHOMA CITY	W	20-21	110-104	5.5	Carlton McKinney 28	Adrian Caldwell 14	Cedric Hunter 10	4913
Feb 27	GRAND RAPIDS	W	21-21	92-91	5.0	Chris Harris 26	Adrian Caldwell 12	Cedric Hunter 10	5165
Mar 1	Wichita Falls	L	21-22	88-101	1.0	Tony Farmer 20	Adrian Caldwell 9	Cedric Hunter 8	NA
Mar 4	FARGO-MOORHEAD	L	21-23	99-110	1.0	Carlton McKinney 26	Adrian Caldwell 14	Cedric Hunter 13	4279
Mar 5	OMAHA	L	21-24	* 99-103	2.5	Tony Farmer 42	Adrian Caldwell 16	Cedric Hunter 13	5420
Mar 8	RAPID CITY	W	22-24	94-92	6.0	Bill Edwards 30	Adrian Caldwell 18	Cedric Hunter 8	3909
Mar 9	Omaha	L	22-25	103-115	2.0	Cedric Hunter 24 Bill Edwards 24	Bill Edwards 8	Cedric Hunter 6	NA
Mar 11	La Crosse	L	22-26	84-94	1.0	Bill Edwards 27	Adrian Caldwell 12	Carlton McKinney 4	NA
Mar 13	TRI-CITY	L	22-27	94-99	1.0	Carlton McKinney 28	Earl Cureton 8	Cedric Hunter 14	3802
Mar 15	Tri-City	L	22-28	100-124	1.0	Carlton McKinney 21 Earl Cureton 21	Earl Cureton 12	John Long 3 Chris Harris 3 Cedric Hunter 3	NA
Mar 16	Tri-City	W	23-28	103-99	5.0	Bill Edwards 35	Adrian Caldwell 9 Cedric Hunter 9	Cedric Hunter 11	NA
Mar 20	RAPID CITY	L	23-29	90-105	1.0	Bill Edwards 34	Earl Cureton 14 Bill Edwards 14	Cedric Hunter 13	6603
Mar 22	Quad City	L	23-30	95-114	0.5	John Long 21	Tony Farmer 6	Cedric Hunter 7	NA
Mar 24	WICHITA FALLS	L	23-31	93-97	2.0	Tony Farmer 16	Earl Cureton 19	Cedric Hunter 6	3845
Mar 25	Omaha	L	23-32	102-112	2.0	Cedric Hunter 23	Tony Farmer 16	Cedric Hunter 5	NA
Mar 27	FARGO-MOORHEAD	W	24-32	130-118	5.0	John Long 29	Earl Cureton 13 Tony Farmer 13	Cedric Hunter 13	5083

CAPS indicate home game

*indicates overtime

1993-94 Regular Season Statistics

	G	GS	MIN	FGM	FGA	Pct.	FTM	FTA	Pct.	3PM	3PA	Pct.	PTS	Avg.	OR	DR	REB	Avg.	AST	PF	TO	BS	ST
SIOUX FALLS																							
Bill Edwards	50	42	1765	375	810	0.463	208	281	0.740	44	141	0.312	1002	20.0	156	196	352	7.0	117	195	118	46	58
Tony Farmer	36	33	1458	229	552	0.415	230	286	0.804	33	114	0.289	721	20.0	111	191	302	8.4	96	135	101	15	36
(Total)	53	49	2033	301	714	0.422	322	395	0.815	46	152	0.303	970	18.3	146	268	414	7.8	125	198	140	26	45
Darryl McDonald	26	16	941	169	323	0.523	146	190	0.768	4	23	0.174	488	18.8	28	60	88	3.4	154	69	83	14	75
Kelby Stuckey	26	10	898	174	329	0.529	123	158	0.778	0	3	0.000	471	18.1	85	137	222	8.5	40	90	73	14	21
Lee Campbell	15	15	535	84	172	0.488	70	91	0.769	0	0	0.000	238	15.9	43	102	145	9.7	20	56	41	3	6
Cedric Hunter	51	50	2120	280	512	0.547	188	226	0.832	17	39	0.436	765	15.0	42	197	239	4.7	479	127	116	6	96
Carlton McKinney	38	20	1241	216	549	0.393	14	23	0.609	111	303	0.366	557	14.7	14	83	97	2.6	79	124	38	9	58
(Total)	60	34	1857	320	800	0.400	27	41	0.659	147	405	0.363	814	13.6	25	124	149	2.5	124	181	75	11	93
Kannard Johnson	18	12	562	91	184	0.495	60	79	0.759	2	17	0.118	244	13.6	32	82	114	6.3	33	47	43	3	15
John Long	8	1	162	33	82	0.402	17	19	0.895	9	20	0.450	92	11.5	6	12	18	2.3	18	13	15	0	8
Roland Gray	17	14	476	70	177	0.395	24	38	0.632	4	14	0.286	168	9.9	25	58	83	4.9	35	45	29	5	11
Earl Cureton	8	7	265	35	93	0.376	5	17	0.294	0	1	0.000	75	9.4	45	39	84	10.5	12	27	26	12	8
Chris Harris	29	10	730	101	201	0.502	54	94	0.574	1	3	0.333	257	8.9	47	46	93	3.2	51	68	41	14	27
(Total)	47	19	1234	173	351	0.493	120	186	0.645	1	5	0.200	467	9.9	72	77	149	3.2	83	120	80	22	65
Adrian Caldwell	17	5	458	51	102	0.500	34	63	0.540	0	0	0.000	136	8.0	65	85	150	8.8	18	61	38	14	19
Marshall Wilson	30	10	571	75	178	0.421	39	51	0.765	9	32	0.281	198	6.6	10	54	64	2.1	22	62	16	13	18
Anthony Pullard	17	7	252	42	83	0.506	15	29	0.517	0	0	0.000	99	5.8	28	23	51	3.0	4	53	27	5	5
Brett Szabo	22	17	351	32	73	0.438	27	37	0.730	0	0	0.000	91	4.1	24	49	73	3.3	4	60	15	39	6
Calvin Talford	4	1	44	7	15	0.467	2	5	0.400	0	0	0.000	16	4.0	1	2	3	0.8	2	13	4	0	2
Adonis Jordan	10	0	150	15	36	0.417	3	5	0.600	3	11	0.273	36	3.6	2	10	12	1.2	28	11	9	2	5
Johnnie Hilliard	4	0	38	4	12	0.333	5	7	0.714	0	0	0.000	13	3.3	0	2	2	0.5	1	2	3	0	1
(Total)	36	2	719	112	257	0.436	94	116	0.810	1	15	0.067	319	8.9	25	48	73	2.0	39	77	51	3	20
Tito Horford	36	9	479	48	104	0.462	18	30	0.600	0	1	0.000	114	3.2	48	92	140	3.9	13	79	26	32	2
Clifford Lett	3	0	42	4	9	0.444	1	2	0.500	0	0	0.000	9	3.0	0	2	2	0.7	2	7	3	0	1
Harold Boudreaux	7	0	42	6	14	0.429	7	10	0.700	0	0	0.000	19	2.7	2	9	11	1.6	4	10	5	1	1
Poncho Hodges	3	0	17	2	5	0.400	2	4	0.500	0	0	0.000	6	2.0	3	5	8	2.7	2	4	2	0	0
Jean Pricoleau	10	1	67	7	15	0.467	2	3	0.667	0	0	0.000	16	1.6	1	7	8	0.8	6	6	11	0	5
(Total)	11	1	78	8	17	0.471	2	3	0.667	0	0	0.000	18	1.6	1	8	9	0.8	10	6	13	0	5
Tony Watts	1	0	1	0	0	0.000	0	0	0.000	0	0	0.000	0	0.0	0	0	0	0.0	0	0	0	0	0
TOTALS	56		13665	2150	4630	0.464	1294	1748	0.740	237	722	0.328	5831	104.1	818	1543	2361	42.2	1240	1364	883	247	484
OPPONENTS	56		13665	2290	4638	0.494	1177	1624	0.725	176	519	0.339	5933	105.9	771	1597	2368	42.3	1310	1417	880	276	467

SIOUX FALLS SKYFORCE

1994-95 Game-by-Game Results

Date	Opponent	W/L	Rec	Score	Pts	High Scorer	High Rebounder	Assist Leader	Att.
Nov 18	SHREVEPORT	W	1-0	103-86	6.5	Melvin Newbern 20	Deryl Cunningham 8	Cedric Hunter 15	5170
Nov 19	Rapid City	L	1-1	121-151	0.5	Henry James 28	Deryl Cunningham 7	Darrick Martin 7	NA
Nov 22	Mexico	L	1-2	115-121	1.5	Cedric Hunter 22	Henry James 6	Darrick Martin 2	NA
Nov 24	Mexico	W	2-2	103-91	5.0	Melvin Newbern 22	Deryl Cunningham 8	Melvin Newbern 12	NA
Nov 26	FORT WAYNE	L	2-3	111-118	2.0	Darrick Martin 34	Deryl Cunningham 9	Cedric Hunter 6	6396
Nov 29	RAPID CITY	W	3-3	119-91	7.0	Henry James 30	Deryl Cunningham 15	Darrick Martin 8	4076
Dec 2	QUAD CITY	W	4-3	105-97	6.0	Henry James 21 Darrick Martin 21	Mike Williams 7 Deryl Cunningham 7 Cedric Hunter 7	Darrick Martin 10	4170
Dec 3	Shreveport	W	5-3	114-107	6.0	Darrick Martin 33	Henry James 8	Darrick Martin 6	NA
Dec 6	PITTSBURGH	W	6-3	126-106	6.0	Melvin Newbern 30	Deryl Cunningham 10	Darrick Martin 12	4423
Dec 9	GRAND RAPIDS	L	6-4	99-103	1.0	Darrick Martin 21	Adrian Caldwell 11	Cedric Hunter 6	4385
Dec 10	Omaha	L	6-5	119-120	3.0	Henry James 30	Adrian Caldwell 8	Cedric Hunter 8	NA
Dec 13	OMAHA	W	7-5	158-88	7.0	Melvin Newbern 30	Adrian Caldwell 12	Melvin Newbern 10	3523
Dec 16	TRI-CITY	W	8-5	120-114	6.0	Henry James 24	Henry James 10	Darrick Martin 12	3971
Dec 17	Shreveport	W	9-5	*134-129	6.0	Darrick Martin 26	Brian Howard 8	Darrick Martin 12	NA
Dec 22	CHICAGO	W	10-5	108-102	5.5	Darrick Martin 27	Adrian Caldwell 15	Cedric Hunter 7	4088
Dec 23	Rockford	W	11-5	114-110	4.0	Henry James 25 Darrick Martin 25	Adrian Caldwell 16	Cedric Hunter 7 Darrick Martin 7 Melvin Newbern 7	NA
Dec 25	OKLAHOMA CITY	W	12-5	118-109	6.0	Brian Howard 27	Adrian Caldwell 14	Darrick Martin 13	5264
Dec 28	OMAHA	W	13-5	119-102	7.0	Brian Howard 21 Darrick Martin 21	Adrian Caldwell 16	Cedric Hunter 13	6154
Dec 30	MEXICO	L	13-6	118-126	1.0	Brian Howard 27	Adrian Caldwell 18	Cedric Hunter 11	5165
Dec 31	Oklahoma City	W	14-6	92-90	5.0	Henry James 36	Adrian Caldwell 19	Darrick Martin 7	NA
Jan 6	SHREVEPORT	W	15-6	124-105	6.0	Henry James 31	Adrian Caldwell 12	Darrick Martin 20	5747
Jan 7	Quad City	W	16-6	97-86	5.0	Brian Howard 30	Adrian Caldwell 8	Darrick Martin 10	NA
Jan 9	TRI-CITY	W	17-6	123-118	5.0	Melvin Newbern 31	Adrian Caldwell 8	Darrick Martin 5	4502
Jan 11	Omaha	W	18-6	118-109	5.0	Darrick Martin 27	Adrian Caldwell 11	Darrick Martin 13	NA
Jan 13	Rapid City	L	18-7	108-113	1.0	Darrick Martin 30	Adrian Caldwell 12	Melvin Newbern 15	NA
Jan 14	HARTFORD	L	18-8	108-112	2.5	Darrick Martin 29	Adrian Caldwell 16	Darrick Martin 8	6396
Jan 18	Tri-City	W	19-8	115-110	5.0	Henry James 41	Mike Williams 8 Adrian Caldwell 8	Darrick Martin 7	NA
Jan 20	Yakima	L	19-9	109-112	1.0	Darrick Martin 25	Melvin Newbern 12	Darrick Martin 4	NA
Jan 21	Yakima	W	20-9	120-112	6.0	Henry James 27	Adrian Caldwell 9	Darrick Martin 7	NA
Jan 26	OKLAHOMA CITY	W	21-9	103-89	7.0	Tony Harris 23	Adrian Caldwell 13	Darrick Martin 11	5302
Jan 28	RAPID CITY	W	22-9	106-103	5.5	Henry James 31	Adrian Caldwell 11	Melvin Newbern 9	6396
Feb 1	Shreveport	L	22-10	112-120	2.0	Henry James 32	Adrian Caldwell 12	Darrick Martin 13	NA
Feb 3	Oklahoma City	W	23-10	111-96	7.0	Henry James 39	Adrian Caldwell 14	Darrick Martin 8	NA
Feb 4	Chicago	L	23-11	77-93	1.5	Tony Harris 17 Brian Howard 17	Adrian Caldwell 11	Darrick Martin 12	NA
Feb 7	Grand Rapids	L	23-12	97-104	2.0	Darrick Martin 24	Adrian Caldwell 11	Brian Howard 6	NA
Feb 10	OMAHA	W	24-12	107-100	6.0	Darrick Martin 38	Adrian Caldwell 15	Darrick Martin 10	5739
Feb 11	YAKIMA	L	24-13	*130-133	2.5	Tony Harris 42	Adrian Caldwell 12	Melvin Newbern 7	5926
Feb 15	MEXICO	W	25-13	119-112	5.0	Tony Harris 35	Tony Harris 8 Deryl Cunningham 8 Brian Howard 8	Tony Harris 11	5189
Feb 17	YAKIMA	L	25-14	112-126	1.0	Tony Harris 27	Brian Howard 13	Mark Wade 8	5026
Feb 18	Omaha	L	25-15	108-114	1.5	Tony Harris 34	Brian Howard 10	Mark Wade 10	NA
Feb 22	CHICAGO	W	26-15	100-98	5.0	Tony Harris 44	Mike Williams 12	Mark Wade 15	4678
Feb 24	Tri-City	L	26-16	98-111	1.0	Tony Harris 32	Brian Howard 9	Mark Wade 5	NA
Feb 25	Tri-City	L	26-17	127-132	1.0	Tony Harris 38	Deryl Cunningham 8	Mark Wade 5	NA
Feb 28	Yakima	L	26-18	92-98	2.0	Reggie Fox 22	Mike Williams 8	Reggie Fox 6	NA
Mar 3	MEXICO	W	27-18	128-107	6.0	Tony Harris 26	Evers Burns 7	Mark Wade 12	5688
Mar 4	YAKIMA	W	28-18	101-100	5.0	Tony Harris 24	Reggie Fox 9	Reggie Fox 10	6390
Mar 7	RAPID CITY	W	29-18	111-99	6.0	Reggie Fox 28	Mike Williams 12	Reggie Fox 9	5368
Mar 8	Rapid City	W	30-18	*108-100	5.0	Henry James 30	Henry James 9	Mark Wade 7	NA
Mar 12	Rockford	L	30-19	138-142	2.0	Brian Howard 38	Brian Howard 11	Reggie Fox 12	NA
Mar 14	Fort Wayne	W	31-19	149-113	7.0	Reggie Fox 37	Reggie Fox 10 Henry James 10	Reggie Fox 9	NA
Mar 17	Pittsburgh	L	31-20	*134-139	2.0	Carlton McKinney 33	Brian Howard 18	Cedric Hunter 9	NA
Mar 20	ROCKFORD	W	32-20	129-127	5.0	Carlton McKinney 37	Brian Howard 10	Mark Wade 12	5765
Mar 21	Oklahoma City	L	32-21	113-123	2.0	Brian Howard 32	Brian Howard 12	Tony Harris 6 Reggie Fox 6	NA
Mar 23	Shreveport	W	33-21	94-85	6.0	Tony Harris 22	Tony Harris 8 Brian Howard 8 Henry James 8	Tony Harris 5 Brian Howard 5 Reggie Fox 5	NA
Mar 24	OKLAHOMA CITY	W	34-21	122-105	6.0	Reggie Fox 26	Deryl Cunningham 8	Cedric Hunter 11	6396
Mar 26	TRI-CITY	L	34-22	107-108	2.5	Tony Harris 23	Deryl Cunningham 15	Cedric Hunter 6	5881

CAPS indicate home game

*indicates overtime

1994-95 Regular Season Statistics

	G	GS	MIN	FGM	FGA	Pct.	FTM	FTA	Pct.	3PM	3PA	Pct.	PTS	Avg.	OR	DR	REB	Avg.	AST	PF	TO	BS	ST
SIOUX FALLS																							
Tony Harris	26	19	1011	214	439	0.487	204	250	0.816	19	62	0.306	651	25.0	31	71	102	3.9	100	95	99	7	47
Darrick Martin	37	32	1422	285	518	0.550	196	226	0.867	11	39	0.282	777	21.0	20	76	96	2.6	289	124	97	2	36
Henry James	51	48	1975	393	837	0.470	174	193	0.902	100	249	0.402	1060	20.8	62	228	290	5.7	77	166	72	13	16
Brian Howard	54	54	1979	392	681	0.576	196	223	0.879	2	8	0.250	982	18.2	104	201	305	5.6	147	221	85	41	72
Reggie Fox	15	11	537	96	198	0.485	63	77	0.818	8	27	0.296	263	17.5	20	52	72	4.8	84	49	45	0	16
(Total)	37	32	1330	235	483	0.487	170	212	0.802	30	88	0.341	670	18.1	46	109	155	4.2	143	117	95	4	50
Melvin Newbern	37	18	1109	202	374	0.540	166	217	0.765	13	40	0.325	583	15.8	52	87	139	3.8	132	121	78	4	47
Adrian Caldwell	28	24	977	130	214	0.607	84	137	0.613	0	1	0.000	344	12.3	105	224	329	11.8	25	114	70	34	35
Cedric Hunter	28	23	865	118	200	0.590	89	107	0.832	11	27	0.407	336	12.0	20	58	78	2.8	179	70	47	4	55
Carlton McKinney	35	9	713	163	311	0.524	23	38	0.605	60	131	0.458	409	11.7	41	55	96	2.7	45	71	24	1	33
Pace Mannion	8	5	232	29	65	0.446	15	19	0.789	7	17	0.412	80	10.0	2	15	17	2.1	15	25	12	2	4
Todd Mitchell	22	4	473	63	119	0.529	42	55	0.764	0	2	0.000	168	7.6	22	35	57	2.6	23	67	22	5	6
Evers Burns	19	1	225	52	91	0.571	28	43	0.651	0	1	0.000	132	6.9	23	34	57	3.0	0	68	20	5	4
Mark Davis	13	0	170	28	67	0.418	13	15	0.867	1	6	0.167	70	5.4	9	11	20	1.5	16	26	9	2	5
Mike Williams	41	13	513	80	115	0.696	30	57	0.526	0	0	0.000	190	4.6	50	109	159	3.9	10	106	40	14	13
Herb Blunt	5	3	76	7	14	0.500	9	15	0.600	0	0	0.000	23	4.6	6	14	20	4.0	2	15	4	4	0
Deryl Cunningham	44	7	615	79	150	0.527	40	76	0.526	1	1	1.000	199	4.5	69	117	186	4.2	16	69	25	11	11
Ray Thompson	7	0	66	12	26	0.462	3	8	0.375	0	0	0.000	27	3.9	7	11	18	2.6	4	23	4	2	4
Fred Herzog	6	0	65	8	18	0.444	2	2	1.000	0	1	0.000	18	3.0	2	6	8	1.3	2	11	2	2	0
Melvin Robinson	14	4	156	17	30	0.567	4	4	1.000	0	0	0.000	38	2.7	12	24	36	2.6	0	46	11	9	1
(Total)	32	19	608	82	138	0.594	27	40	0.675	0	0	0.000	191	6.0	33	89	122	3.8	13	120	54	36	10
Mark Wade	16	4	369	7	32	0.219	5	6	0.833	2	16	0.125	21	1.3	2	22	24	1.5	105	48	18	1	14
Myron Brown	3	1	17	0	3	0.000	0	0	0.000	0	0	0.000	0	0.0	0	2	2	0.7	6	2	1	1	0
(Total)	21	5	315	49	109	0.450	27	39	0.692	6	23	0.261	131	6.2	16	21	37	1.8	33	35	35	2	15
TOTALS	56		13565	2375	4502	0.528	1386	1768	0.784	235	628	0.374	6371	113.8	659	1452	2111	37.7	1277	1537	785	164	419
OPPONENTS	56		13565	2344	4580	0.512	1196	1727	0.693	231	689	0.335	6115	109.2	763	1420	2183	39.0	1194	1538	862	219	375

SIOUX FALLS SKYFORCE

1995-96 Game-by-Game Results

Date	Opponent	W/L	Rec	Score	Pts	High Scorer	High Rebounder	Assist Leader	Att.
Nov 17	ROCKFORD	W	1-0	121-110	7.0	Reggie Fox 28	Mike Williams 10	Reggie Jordan 4	5481
Nov 18	Omaha	W	2-0	122-112	5.0	Henry James 28	Reggie Jordan 8	Reggie Fox 4	4909
Nov 22	FLORIDA	W	3-0	121-118	5.0	Skeeter Henry 30	Reggie Jordan 13	Skeeter Henry 7	5871
Nov 24	SHREVEPORT	W	4-0	111-108	5.0	Reggie Jordan 24	Mike Williams 7	Skeeter Henry 9	4465
Nov 25	SHREVEPORT	W	5-0	143-123	6.0	Reggie Jordan 22	Mike Williams 7	Reggie Jordan 8	6390
Dec 1	OKLAHOMA CITY	L	5-1	*114-119	2.0	Reggie Jordan 28	Darryl Dawkins 10	Reggie Jordan 9	4869
Dec 2	SAN DIEGO	W	6-1	145-110	7.0	Henry James 26	Mike Williams 11	Corey Beck 8	5550
Dec 6	Florida	L	6-2	99-112	1.5	Reggie Fox 20	Reggie Jordan 8	Skeeter Henry 7	3489
Dec 7	Shreveport	W	7-2	107-101	6.0	Reggie Jordan 23	Reggie Jordan 7	Reggie Jordan 7	2100
Dec 9	Shreveport	W	8-2	107-94	5.0	Reggie Fox 25	Skeeter Henry 7	Skeeter Henry 7	2360
Dec 9	Shreveport	W	8-2	107-94	5.0	Reggie Fox 25	Darryl Dawkins 11	Corey Beck 4	2360
Dec 13	OKLAHOMA CITY	W	9-2	*123-122	5.0	Reggie Jordan 27	Mike Williams 9	Skeeter Henry 4	4349
Dec 13	OKLAHOMA CITY	W	9-2	*123-122	5.0	Reggie Jordan 27	Darryl Dawkins 9	Reggie Jordan 6	4349
Dec 14	Omaha	L	9-3	112-123	2.0	Devin Gray 19	Reggie Jordan 9	Reggie Fox 9	2754
Dec 14	Omaha	L	9-3	112-123	2.0	Henry James 19	Reggie Jordan 9	Reggie Fox 9	2754
Dec 16	OMAHA	W	10-3	141-103	6.0	Henry James 39	Mike Williams 10	Reggie Fox 6	4981
Dec 20	Yakima	L	10-4	98-104	2.0	Henry James 26	Darryl Dawkins 10	Reggie Fox 6	3599
Dec 22	San Diego	L	10-5	116-121	1.0	Henry James 34	Henry James 8	Reggie Fox 12	1521
Dec 23	San Diego	W	11-5	121-111	5.0	Henry James 30	Reggie Fox 9	Reggie Fox 10	1235
Dec 25	SAN DIEGO	W	12-5	*126-125	4.5	Henry James 26	Carlton McKinney 11	Reggie Fox 9	5630
Dec 30	GRAND RAPIDS	L	12-6	116-119	2.0	Henry James 35	Henry James 8	Reggie Fox 8	5595
Jan 3	FLORIDA	L	12-7	100-104	2.0	Reggie Fox 27	Tony Massop 13	Reggie Fox 6	4615
Jan 5	FLORIDA	L	12-8	98-113	1.0	Henry James 20	Devin Gray 7	A.J. Wynder 5	4688
Jan 5	FLORIDA	L	12-8	98-113	1.0	Henry James 20	Darryl Dawkins 7	A.J. Wynder 5	4688
Jan 6	YAKIMA	W	13-8	107-104	5.5	Darryl Dawkins 21	Darryl Dawkins 7	Darryl Dawkins 5	5111
Jan 6	YAKIMA	W	13-8	107-104	5.5	Darryl Dawkins 21	Darryl Dawkins 7	Reggie Fox 5	5111
Jan 12	Yakima	L	13-9	101-112	2.0	Devin Gray 18	Devin Gray 7	Reggie Jordan 6	3755
Jan 12	Yakima	L	13-9	101-112	2.0	Devin Gray 18	Tony Massop 7	Reggie Jordan 6	3755
Jan 14	Rockford	L	13-10	104-111	2.0	Henry James 27	Henry James 10	Reggie Fox 6	4591
Jan 15	Oklahoma City	L	13-11	113-120	2.0	Reggie Fox 23	Reggie Jordan 10	Reggie Jordan 5	2799
Jan 19	Chicago	L	13-12	126-137	1.5	Reggie Jordan 42	Reggie Jordan 11	Reggie Jordan 6	2968
Jan 20	Oklahoma City	L	13-13	101-109	1.0	Reggie Jordan 23	Tony Massop 12	Corey Beck 5	5268
Jan 23	Fort Wayne	W	14-13	121-114	5.0	Reggie Jordan 38	Reggie Jordan 12	Reggie Fox 5	3580
Jan 24	Connecticut	W	15-13	128-114	6.0	Reggie Fox 29	Tony Massop 9	Reggie Jordan 4	1452
Jan 24	Connecticut	W	15-13	128-114	6.0	Reggie Fox 29	Reggie Fox 9	Reggie Fox 4	1452
Jan 26	CHICAGO	W	16-13	*116-113	5.5	Reggie Fox 33	Tony Massop 9	Reggie Jordan 10	4361
Jan 26	CHICAGO	W	16-13	*116-113	5.5	Reggie Fox 33	Reggie Jordan 9	Reggie Jordan 10	4361
Jan 27	FORT WAYNE	W	17-13	117-116	5.0	Carlton McKinney 24	Rich King 10	Corey Beck 8	5084
Jan 29	YAKIMA	W	18-13	109-101	5.0	Trevor Wilson 26	Rich King 12	Reggie Jordan 11	4393
Feb 2	Grand Rapids	L	18-14	100-112	1.0	Devin Gray 21	Rich King 10	Trevor Wilson 6	2680
Feb 4	Quad City	L	18-15	98-99	2.0	Carlton McKinney 23	Rich King 9	Reggie Jordan 7	3566
Feb 6	Shreveport	W	19-15	101-96	5.5	Reggie Jordan 26	Mike Williams 9	Reggie Jordan 8	2172
Feb 6	Shreveport	W	19-15	101-96	5.5	Reggie Jordan 26	Tony Massop 9	Reggie Jordan 8	2172
Feb 7	Florida	L	19-16	101-127	0.5	Devin Gray 18	Reggie Jordan 9	Reggie Jordan 9	2986
Feb 10	OKLAHOMA CITY	W	20-16	124-105	6.0	Carlton McKinney 25	Tony Massop 6	Carlton McKinney 6	2986
Feb 10	OKLAHOMA CITY	W	20-16	124-105	6.0	Carlton McKinney 25	Tony Massop 17	Reggie Jordan 12	5502
Feb 13	OMAHA	L	20-17	104-125	2.0	Reggie Jordan 23	Tony Massop 20	Reggie Jordan 6	5177
Feb 16	YAKIMA	W	21-17	126-100	7.0	Henry James 25	Tony Massop 13	Reggie Jordan 9	5248
Feb 17	YAKIMA	L	21-18	113-119	2.5	Devin Gray 26	Trevor Wilson 16	Reggie Jordan 12	5724
Feb 18	Omaha	W	22-18	106-104	5.0	Emmett Hall 19	Devin Gray 10	Corey Beck 7	5500
Feb 20	Omaha	L	22-19	132-135	2.5	Reggie Jordan 28	Reggie Jordan 8	Trevor Wilson 8	3551
Feb 20	Omaha	L	22-19	132-135	2.5	Reggie Jordan 28	Trevor Wilson 8	Trevor Wilson 8	3551
Feb 22	Shreveport	W	23-19	128-116	6.0	Henry James 28	Devin Gray 9	Corey Beck 9	2165
Feb 24	Florida	L	23-20	97-104	1.0	Devin Gray 25	Tony Massop 9	Reggie Jordan 10	3012
Feb 28	QUAD CITY	W	24-20	98-84	7.0	Reggie Jordan 20	Tony Massop 12	Reggie Jordan 7	4312
Feb 28	QUAD CITY	W	24-20	98-84	7.0	Henry James 20	Tony Massop 12	Stevin Smith 7	4312
Mar 1	CONNECTICUT	W	25-20	141-113	7.0	Henry James 23	Reggie Jordan 10	Stevin Smith 10	4490
Mar 2	OKLAHOMA CITY	W	26-20	105-96	5.0	Henry James 43	Devin Gray 9	Stevin Smith 9	5429
Mar 5	Oklahoma City	L	26-21	116-121	2.0	Henry James 26	Reggie Fox 9	Stevin Smith 8	2231
Mar 6	FLORIDA	L	26-22	115-118	2.0	Henry James 38	Trevor Wilson 8	Reggie Fox 11	5317
Mar 6	FLORIDA	L	26-22	115-118	2.0	Henry James 38	Stevin Smith 8	Reggie Fox 11	5317
Mar 8	Fort Wayne	L	26-23	112-116	1.5	Reggie Fox 24	Devin Gray 7	Reggie Fox 7	5979
Mar 8	Fort Wayne	L	26-23	112-116	1.5	Reggie Fox 24	Trevor Wilson 7	Reggie Fox 7	5979
Mar 10	CHICAGO	W	27-23	120-108	6.5	Henry James 30	Reggie Fox 7	Reggie Fox 7	5832
Mar 10	CHICAGO	W	27-23	120-108	6.5	Henry James 30	Trevor Wilson 13	Stevin Smith 12	5832
Mar 12	OMAHA	W	28-23	114-107	6.0	Devin Gray 21	Trevor Wilson 14	Trevor Wilson 9	5453
Mar 16	Yakima	W	29-23	126-112	6.0	Reggie Fox 39	Trevor Wilson 9	Henry James 5	3633
Mar 17	Yakima	W	30-23	120-109	6.0	Rich King 21	Trevor Wilson 11	Trevor Wilson 4	3878
Mar 17	Yakima	W	30-23	120-109	6.0	Rich King 21	Trevor Wilson 11	Reggie Fox 4	3878
Mar 20	Oklahoma City	L	30-24	95-106	1.0	Henry James 25	Reggie Fox 5	Trevor Wilson 5	2550
Mar 20	Oklahoma City	L	30-24	95-106	1.0	Henry James 25	Reggie Fox 5	Reggie Fox 5	2550
Mar 22	CHICAGO	W	31-24	121-112	6.0	Henry James 37	Trevor Wilson 9	Corey Beck 8	6255
Mar 24	SHREVEPORT	W	32-24	145-125	5.5	Henry James 23	Devin Gray 10	Stevin Smith 12	5218
Mar 24	SHREVEPORT	W	32-24	145-125	5.5	Trevor Wilson 23	Devin Gray 10	Stevin Smith 12	5218

CAPS indicate home game
*indicates overtime

1995-96 Regular Season Statistics

	G	GS	MIN	FGM	FGA	Pct.	FTM	FTA	Pct.	3PM	3PA	Pct.	PTS	Avg.	OR	DR	REB	Avg.	AST	PF	TO	BS	ST
SIOUX FALLS																							
Henry James	45	29	1485	344	750	0.459	174	190	0.916	130	310	0.419	992	22.0	58	156	214	4.8	66	142	91	10	35
Reggie Jordan	38	38	1426	292	590	0.495	164	225	0.729	1	8	0.125	749	19.7	113	145	258	6.8	249	170	139	42	92
Reggie Fox	42	36	1500	272	585	0.465	219	269	0.814	59	181	0.326	822	19.6	52	124	176	4.2	192	119	111	7	62
Trevor Wilson	26	24	809	151	293	0.515	93	145	0.641	0	2	0.000	395	15.2	64	129	193	7.4	95	73	81	4	25
(Total)	34	24	994	184	361	0.510	112	179	0.626	0	2	0.000	480	14.1	75	151	226	6.6	119	96	104	4	28
Skeeter Henry	14	14	510	76	156	0.487	37	45	0.822	16	50	0.320	205	14.6	18	47	65	4.6	65	56	40	1	25
Darryl Dawkins	22	4	585	108	178	0.607	81	133	0.609	0	0	0.000	297	13.5	44	102	146	6.6	53	75	55	19	13
Devin Gray	56	0	1269	295	528	0.559	166	233	0.712	0	5	0.000	756	13.5	118	175	293	5.2	73	174	94	37	51
Stevin Smith	13	10	436	54	122	0.443	19	24	0.792	32	77	0.416	159	12.2	6	54	60	4.6	92	56	20	1	18
(Total)	35	12	868	125	285	0.439	43	52	0.827	70	150	0.467	363	10.4	17	96	113	3.2	140	114	38	3	46
Rich King	17	10	372	76	141	0.539	25	43	0.581	0	1	0.000	177	10.4	30	70	100	5.9	27	66	41	19	7
Tony Massop	42	34	1078	181	364	0.497	53	83	0.639	1	6	0.167	416	9.9	121	170	291	6.9	34	103	52	29	29
Carlton McKinney	55	22	1316	193	470	0.411	23	39	0.590	107	306	0.350	516	9.4	31	75	106	1.9	97	131	58	3	46
A.J. Wynder	4	3	123	13	30	0.433	10	11	0.909	1	4	0.250	37	9.3	4	5	9	2.3	16	10	7	0	7
Emmett Hall	32	5	643	98	184	0.533	40	55	0.727	1	5	0.200	237	7.4	52	40	92	2.9	35	93	43	9	31
(Total)	36	5	714	110	209	0.526	45	66	0.682	1	5	0.200	266	7.4	57	51	108	3.0	37	107	47	12	33
Mike Williams	46	41	796	128	219	0.584	47	72	0.653	0	0	0.000	303	6.6	64	149	213	4.6	32	136	35	11	24
Corey Beck	43	5	748	95	209	0.455	55	83	0.663	5	23	0.217	250	5.8	33	60	93	2.2	147	123	80	1	39
Jeff Webster	5	2	91	11	35	0.314	5	6	0.833	0	1	0.000	27	5.4	0	9	9	1.8	5	17	5	1	1
Deryl Cunningham	21	3	304	32	81	0.395	27	51	0.529	0	1	0.000	91	4.3	29	41	70	3.3	15	36	25	11	6
Anderson Hunt	5	0	40	4	16	0.250	3	5	0.600	2	9	0.222	13	2.6	0	1	1	0.2	4	2	0	0	0
(Total)	23	12	474	83	196	0.423	21	34	0.618	21	77	0.273	208	9.0	13	33	46	2.0	34	48	15	2	15
Scotty Thurman	1	0	9	0	2	0.000	0	0	0.000	0	2	0.000	0	0.0	0	0	0	0.0	0	1	0	0	0
TOTALS	56		13540	2423	4953	0.489	1241	1712	0.725	355	991	0.358	6442	115.0	837	1552	2389	42.7	1297	1583	977	205	511
OPPONENTS	56		13540	2279	4631	0.492	1365	1869	0.730	349	911	0.383	6272	112.0	764	1627	2391	42.7	1306	1490	1098	252	476

SIOUX FALLS SKYFORCE

1996-97 Game-by-Game Results

Date	Opponent	W/L	Rec	Score	Pts	High Scorer	High Rebounder	Assist Leader	Att.
Nov 15	Oklahoma City	W	1-0	114-112	5.0	Ben Coleman 20 Devin Gray 20 Tony Harris 20	Ben Coleman 10 Stevin Smith 10	Stevin Smith 6	8340
Nov 16	Florida	W	2-0	101-93	5.0	Tony Harris 23	Ben Coleman 13	Stevin Smith 8	4004
Nov 22	GRAND RAPIDS	W	3-0	110-90	6.0	Jason Sasser 22	Devin Gray 8	Tony Harris 7	5775
Nov 24	Rockford	W	4-0	*128-119	5.0	Devin Gray 29	Jason Sasser 18	Stevin Smith 11	2014
Nov 27	OMAHA	W	5-0	117-93	6.0	Devin Gray 24	Ben Coleman 8	Stevin Smith 9	5516
Nov 29	Yakima	W	6-0	113-103	6.0	Devin Gray 29	Ben Coleman 13	Corey Beck 10	2982
Dec 1	La Crosse	W	7-0	105-92	6.0	Devin Gray 26	Corey Beck 10	Corey Beck 6	2409
Dec 5	OKLAHOMA CITY	W	8-0	107-100	6.0	Devin Gray 23 Henry James 23	Jason Sasser 11	Corey Beck 7	5224
Dec 7	QUAD CITY	W	9-0	118-86	5.0	Jason Sasser 21	Corey Beck 13	Tony Harris 6	5272
Dec 10	Omaha	W	10-0	120-118	5.0	Tony Harris 30	Henry James 7	Stevin Smith 7	2091
Dec 13	LA CROSSE	W	11-0	125-110	6.0	Henry James 28	Ben Coleman 9	Tony Harris 7	5120
Dec 18	OKLAHOMA CITY	W	12-0	128-112	5.0	Tony Harris 20 Henry James 20	Ben Coleman 9	Stevin Smith 10	0
Dec 20	Yakima	W	13-0	112-107	5.0	Tony Harris 28	Ben Coleman 9 Jason Sasser 9 Tony Harris 9	Stevin Smith 6	2924
Dec 22	Yakima	L	13-1	97-101	2.0	Tony Harris 18	Ben Coleman 10 Jason Sasser 10	Tony Harris 4 Stevin Smith 4	2984
Dec 25	GRAND RAPIDS	L	13-2	100-119	1.0	Jason Sasser 20 Tim Breaux 20	Jason Sasser 8	Stevin Smith 4	5713
Dec 27	YAKIMA	W	14-2	*125-123	5.0	Tony Harris 31	Jason Sasser 15	Stevin Smith 7	4807
Dec 28	FLORIDA	W	15-2	90-81	5.5	Stevin Smith 19	Horacio Llamas 6 Jason Sasser 6	Stevin Smith 9	5302
Dec 30	Connecticut	W	16-2	81-73	5.5	Tony Harris 27	Ben Coleman 9	Stevin Smith 8	1368
Dec 31	Oklahoma City	W	17-2	113-104	5.0	Jason Sasser 26	Jason Sasser 10	Stevin Smith 8	6246
Jan 3	OMAHA	W	18-2	113-84	6.5	Ochiel Swaby 22	Stacey King 11	Stevin Smith 9	5418
Jan 4	OKLAHOMA CITY	W	19-2	92-91	5.0	Tony Harris 28	Stacey King 19	Stevin Smith 7	5624
Jan 7	La Crosse	W	20-2	104-91	5.0	Horacio Llamas 24	Stacey King 14	Corey Beck 5 Stevin Smith 5	2339
Jan 10	Oklahoma City	L	20-3	*114-118	2.0	Tony Harris 26	Horacio Llamas 9	Stevin Smith 7	2258
Jan 11	Omaha	W	21-3	107-99	6.0	Tony Harris 33	Stacey King 8	Stevin Smith 11	3727
Jan 17	Fort Wayne	W	22-3	115-98	7.0	Tony Harris 31	Stacey King 11	Trevor Wilson 7	5029
Jan 19	La Crosse	L	22-4	96-106	1.0	Stacey King 20	Stacey King 8	Tony Harris 5	3712
Jan 24	FORT WAYNE	W	23-4	105-79	7.0	Corey Beck 27	Stacey King 14	Stevin Smith 7	5740
Jan 25	Grand Rapids	W	24-4	100-96	4.0	Tony Harris 24	Stacey King 17	Corey Beck 4	8821
Jan 26	Grand Rapids	W	25-4	105-103	5.5	Tony Harris 21 Stevin Smith 21	Stacey King 9	Stevin Smith 7	2879
Jan 29	OKLAHOMA CITY	W	26-4	113-100	6.0	Tony Harris 40	Stacey King 13	Stevin Smith 7	5017
Jan 31	ROCKFORD	W	27-4	116-104	6.0	Tony Harris 39	Tony Harris 10	Jason Sasser 5	6208
Feb 2	CONNECTICUT	L	27-5	102-112	1.5	Tony Harris 23	Horacio Llamas 9 Jason Sasser 9	Stevin Smith 12	6208
Feb 9	OMAHA	W	28-5	104-93	6.0	Tony Harris 22	Jason Sasser 15	Stevin Smith 6	5102
Feb 10	Oklahoma City	W	29-5	102-99	4.0	Jason Sasser 32	Trevor Wilson 8	Stevin Smith 7	885
Feb 12	Fort Wayne	W	30-5	109-95	5.5	Corey Beck 25	Trevor Wilson 12	Corey Beck 7	4361
Feb 13	QUAD CITY	W	31-5	91-88	6.0	Tony Harris 24	Trevor Wilson 8	Stevin Smith 6	5088
Feb 15	LA CROSSE	W	32-5	82-80	5.0	Stacey King 16	Stacey King 10	Stevin Smith 7	5925
Feb 17	OMAHA	W	33-5	123-103	6.5	Trevor Wilson 19	Trevor Wilson 12	Stevin Smith 10	5126
Feb 19	FORT WAYNE	W	34-5	127-94	7.0	Jason Sasser 23	Jason Sasser 10 Trevor Wilson 10	Trevor Wilson 6 Stevin Smith 6	5385
Feb 21	ROCKFORD	W	35-5	110-103	5.0	Jason Sasser 34	Jason Sasser 16	Stevin Smith 10	5606
Feb 23	La Crosse	W	36-5	121-114	6.0	Devin Gray 29	Jason Sasser 7	Devin Gray 5	3653
Feb 25	Quad City	L	36-6	100-101	2.0	Jason Sasser 23	Jason Sasser 13	Stevin Smith 7	2460
Feb 26	YAKIMA	W	37-6	*104-103	5.0	Tony Harris 33	Stacey King 21	Trevor Wilson 4	5017
Feb 28	YAKIMA	W	38-6	114-104	6.0	Devin Gray 26	Stacey King 9 Trevor Wilson 9	Corey Beck 7	6197
Mar 2	FLORIDA	W	39-6	120-106	5.0	Tony Harris 27	Stacey King 15	Stevin Smith 8	5987
Mar 4	Rockford	W	40-6	105-99	5.0	Stacey King 20 Trevor Wilson 20	Stacey King 10	Corey Beck 6	2503
Mar 6	Quad City	L	40-7	112-119	2.0	Tony Harris 26	Devin Gray 13 Trevor Wilson 13	Stevin Smith 7	2500
Mar 8	Florida	W	41-7	98-86	5.0	Trevor Wilson 25	Stacey King 12	Devin Gray 4	5014
Mar 9	Connecticut	L	41-8	96-123	1.5	Devin Gray 20	Rich King 12	Stevin Smith 4	5622
Mar 11	LA CROSSE	W	42-8	119-111	5.0	Trevor Wilson 28	Corey Beck 6	Corey Beck 6 Stevin Smith 6	5879
Mar 13	Yakima	L	42-9	98-105	1.5	Tony Harris 29	Monty Buckley 10	Stevin Smith 4	3345
Mar 15	CONNECTICUT	W	43-9	101-99	5.0	Tony Harris 30	Trevor Wilson 11	Trevor Wilson 6	6208
Mar 16	Omaha	W	44-9	101-97	5.0	Jason Sasser 29	Jason Sasser 17	Trevor Wilson 6	2899
Mar 19	LA CROSSE	W	45-9	126-94	7.0	Tony Harris 35	Tony Harris 12	Trevor Wilson 7	5647
Mar 21	Omaha	W	46-9	114-104	5.5	Jason Sasser 23	Mike Bell 11 Jason Sasser 11	Corey Beck 10	5189
Mar 23	YAKIMA	W	47-9	106-98	6.0	Stacey King 20	Stacey King 9	Trevor Wilson 6	5955

CAPS indicate home game
*indicates overtime

1996-97 Regular Season Statistics

	G	GS	MIN	FGM	FGA	Pct.	FTM	FTA	Pct.	3PM	3PA	Pct.	PTS	Avg.	OR	DR	REB	Avg.	AST	PF	TO	BS	ST
SIOUX FALLS																							
Tony Harris	51	47	1960	335	791	0.424	339	386	0.878	117	322	0.363	1126	22.1	51	180	231	4.5	165	167	176	8	75
Devin Gray	27	23	988	194	370	0.524	128	173	0.740	6	22	0.273	522	19.3	59	113	172	6.4	68	91	87	41	33
Jason Sasser	40	23	1362	284	520	0.546	147	192	0.766	5	33	0.152	720	18.0	156	161	317	7.9	72	94	88	6	52
Henry James	12	12	389	71	168	0.423	24	26	0.923	29	77	0.377	195	16.3	11	40	51	4.3	15	31	22	5	5
Ben Coleman	17	17	495	103	185	0.557	38	52	0.731	0	0	0.000	244	14.4	41	91	132	7.8	31	66	52	19	16
Trevor Wilson	34	32	1193	189	391	0.483	104	161	0.646	0	3	0.000	482	14.2	76	185	261	7.7	115	116	108	17	35
Tim Breaux	9	7	282	47	112	0.420	23	46	0.500	10	32	0.313	127	14.1	14	14	28	3.1	10	17	5	6	3
Stevin Smith	53	49	1882	257	576	0.446	118	139	0.849	112	268	0.418	744	14.0	26	152	178	3.4	332	192	107	4	113
Stacey King	27	24	980	149	255	0.584	75	129	0.581	0	0	0.000	373	13.8	94	183	277	10.3	45	87	90	34	15
(Total)	45	42	1557	242	467	0.518	131	207	0.633	0	0	0.000	615	13.7	159	274	433	9.6	68	142	147	56	26
Corey Beck	51	17	1491	243	507	0.479	145	210	0.690	19	66	0.288	650	12.7	58	134	192	3.8	169	168	107	22	85
Kenny Harris	2	0	42	7	16	0.438	2	5	0.400	4	10	0.400	20	10.0	0	3	3	1.5	5	4	3	0	4
(Total)	42	20	1143	139	328	0.424	67	92	0.728	46	139	0.331	391	9.3	10	72	82	2.0	174	96	87	3	37
Mike Bell	7	7	187	28	53	0.528	9	17	0.529	0	0	0.000	65	9.3	23	23	46	6.6	3	27	9	24	6
(Total)	36	24	916	113	199	0.568	40	87	0.460	0	1	0.000	266	7.4	73	122	195	5.4	26	103	55	86	25
Horacio Llamas	38	16	750	117	226	0.518	76	104	0.731	0	1	0.000	310	8.2	49	137	186	4.9	37	142	57	63	19
Rich King	2	1	43	4	15	0.267	6	7	0.857	0	0	0.000	14	7.0	5	8	13	6.5	1	6	6	1	3
Ochiel Swaby	51	0	591	97	217	0.447	68	83	0.819	14	39	0.359	276	5.4	44	46	90	1.8	16	76	29	14	19
Monty Buckley	46	5	864	66	144	0.458	54	72	0.750	5	16	0.313	191	4.2	76	85	161	3.5	40	120	39	33	40
Louis Davis	2	0	15	2	8	0.250	1	2	0.500	0	3	0.000	5	2.5	0	1	1	0.5	4	4	0	0	1
Emmett Hall	3	0	26	1	7	0.143	3	4	0.750	0	0	0.000	5	1.7	1	1	2	0.7	0	1	0	0	0
TOTALS	56		13540	2194	4561	0.481	1360	1808	0.752	321	892	0.360	6069	108.4	784	1557	2341	41.8	1128	1409	985	297	524
OPPONENTS	56		13540	2127	4595	0.463	1090	1506	0.724	291	866	0.336	5635	100.6	826	1523	2349	41.9	1158	1626	1107	240	496

SIoux FALLS SKYFORCE

1997-98 Game-by-Game Results

Date	Opponent	W/L	Rec	Score	Pts	High Scorer	High Rebounder	Assist Leader	Att.
Nov 14	Idaho	L	0-1	92-102	2.0	Jason Sasser 27	Monty Buckley 9	Victor Page 4	6531
Nov 15	La Crosse	W	1-1	91-90	6.0	Rich King 19	Rich King 11	Reggie Elliot 6	4227
Nov 17	CONNECTICUT	L	1-2	115-127	2.0	Victor Page 19			
Nov 19	QUAD CITY	L	1-3	104-121	1.0	Jason Sasser 27	Three with 6	Melvin Newbern 8	4566
Nov 21	Rockford	L	1-4	99-107	1.5	Jason Sasser 27	Rich King 13	Melvin Newbern 5	4383
Nov 23	Fort Wayne	L	1-5	102-107	2.0	Melvin Newbern 20	Tony Massop 13	Melvin Newbern 12	2023
Nov 26	IDAHO	W	2-5	103-99	5.0	Melvin Newbern 24	Rich King 9	Three with 3	4269
Nov 29	YAKIMA	W	3-5	123-93	6.0	Melvin Newbern 26	Monty Buckley 10	Melvin Newbern 6	5375
Dec 2	IDAHO	L	3-6	86-94	2.0	Greg Grant 6			
Dec 5	Fort Wayne	W	4-6	94-88	5.5	Jason Sasser 29	Rich King 11	Jason Sasser 7	6100
Dec 6	La Crosse	L	4-7	91-118	1.0	Rich King 11		Dan Cross 7	
Dec 10	FORT WAYNE	W	5-7	*120-118	5.0	Greg Grant 7			
Dec 11	Quad City	W	6-7	98-95	6.0	Randy Livingstone 24	Tony Massop 12	Randy Livingstone 9	4693
Dec 13	GRAND RAPIDS	W	7-7	112-97	6.0	Randy Livingstone 22	Anthony Avent 11	Randy Livingstone 7	4356
Dec 16	Grand Rapids	W	8-7	109-94	6.0	Jason Sasser 32	Rich King 12	Randy Woods 12	4630
Dec 19	Yakima	W	9-7	102-97	5.5	Jason Sasser 39	Jason Sasser 10	Randy Woods 4	2591
Dec 20	Idaho	W	10-7	111-107	6.0	Jason Sasser 24	Anthony Avent 13	Randy Woods 8	5412
Dec 25	IDAHO	L	10-8	115-133	1.0	Jason Sasser 30	Tony Massop 7	Randy Woods 14	3193
Dec 27	LA CROSSE	W	11-8	92-90	5.0	Jason Sasser 21	Randy Woods 7	Randy Woods 12	2372
Dec 30	Yakima	L	11-9	100-109	1.5	Randy Woods 21	Anthony Avent 25	Randy Woods 7	5687
Jan 1	Yakima	W	12-9	98-96	5.0	Victor Page 25	Anthony Avent 10	Randy Woods 12	5712
Jan 2	Idaho	W	13-9	*115-110	5.0	Bob McCann 26	Bob McCann 15	Randy Woods 12	5712
Jan 4	Quad City	L	13-10	86-92	2.0	Bob McCann 21	Bob McCann 13	Randy Livingstone 8	5442
Jan 9	LA CROSSE	W	14-10	96-92	5.0	Randy Livingstone 24	Jason Sasser 14	Randy Livingstone 7	2582
Jan 10	LA CROSSE	W	15-10	94-87	6.0	Jason Sasser 27	Bob McCann 11	Jason Sasser 5	2311
Jan 12	YAKIMA	W	16-10	107-103	5.0	Jason Sasser 27	Bob McCann 11	Randy Livingstone 5	4664
Jan 14	GRAND RAPIDS	W	17-10	106-100	6.0	Randy Woods 31	Anthony Avent 7	Randy Livingstone 7	2066
Jan 16	ROCKFORD	W	18-10	121-120	5.0	Jason Sasser 27	Jason Sasser 7	Jason Sasser 7	
Jan 17	ROCKFORD	W	19-10	92-86	5.0	Randy Woods 24	Anthony Avent 11	Randy Woods 9	4881
Jan 18	Quad City	L	19-11	83-106	1.0	Jason Sasser 20	Mike Ravizee 11	Randy Woods 11	5308
Jan 23	Yakima	W	20-11	107-104	5.0	Jason Sasser 32	Tony Massop 11	Randy Woods 9	4959
Jan 24	Idaho	L	20-12	97-109	0.0	Bob McCann 28	Mike Ravizee 12	Randy Woods 13	4596
Jan 28	Connecticut	L	20-13	104-117	1.0	Jason Sasser 22	Mike Ravizee 11	Melvin Newbern 6	4818
Jan 30	Quad City	L	20-14	95-104	0.5	Victor Page 22	Bob McCann 10	Randy Woods 11	5861
Jan 31	Grand Rapids	L	20-15	*109-116	3.0	Jason Sasser 35	Bob McCann 10	Randy Woods 10	
Feb 2	QUAD CITY	W	21-15	86-84	5.5	Bob McCann 21	Melvin Newbern 7	Randy Woods 4	5743
Feb 4	Yakima	L	21-16	112-115	1.0	Melvin Newbern 23	Jason Sasser 13	Randy Woods 9	2864
Feb 6	La Crosse	L	21-17	97-98	2.5	Jason Sasser 29	Jason Sasser 13	Randy Woods 9	
Feb 7	QUAD CITY	W	22-17	96-86	6.0	Jason Sasser 27	Bob McCann 15	Randy Woods 13	
Feb 14	LA CROSSE	W	23-17	102-98	6.0	Tony Massop 22	Tony Massop 14	Randy Livingstone 13	4977
Feb 15	CONNECTICUT	L	23-18	106-120	1.0	Jason Sasser 22	Bob McCann 10	Three with 4	4704
Feb 18	YAKIMA	W	24-18	100-91	6.0	Bob McCann 27	Bob McCann 18	Tony Massop 7	4716
Feb 20	YAKIMA	L	24-19	107-108	1.0	Jason Sasser 28	Bob McCann 12	Randy Livingstone 9	5245
Feb 21	GRAND RAPIDS	L	24-20	* 97-101	1.5	Bob McCann 21	Bob McCann 8	Randy Livingstone 8	5671
Feb 27	Connecticut	W	25-20	122-117	5.0	Victor Page 26	Jason Sasser 8	Jason Sasser 8	
Feb 28	Fort Wayne	L	25-21	96-110	0.0	Jason Sasser 26	Tony Massop 10	Randy Livingstone 11	3032
Mar 4	Rockford	W	26-21	107-92	5.5	Jason Sasser 30	Randy Livingstone 7	Randy Livingstone 4	5412
Mar 6	IDAHO	L	26-22	103-104	2.0	Bob McCann 23	Bob McCann 11	Randy Livingstone 10	1536
Mar 8	IDAHO	W	27-22	102-85	6.0	Bob McCann 22	Stacey King 11		
Mar 10	Quad City	W	28-22	97-88	5.0	Randy Livingstone 26	Bob McCann 11	Randy Livingstone 8	5446
Mar 11	QUAD CITY	L	28-23	89-101	2.0	Jason Sasser 19	Bob McCann 10	Randy Livingstone 7	5687
Mar 14	Connecticut	L	28-24	*119-121	3.0	Victor Page 30	Bob McCann 12	Three with 4	1968
Mar 17	CONNECTICUT	L	28-25	98-105	2.0	Stacey King 26	Bob McCann 10	Three with 4	
Mar 19	La Crosse	W	29-25	98-93	6.0	Victor Page 30	Jason Sasser 10	Monty Buckley 5	5875
Mar 21	FORT WAYNE	W	30-25	116-107	5.0	Bob McCann 28	Stacey King 13	Monty Buckley 3	
Mar 22	ROCKFORD	W	31-25	*107-105	5.0	Stacey King 26	Three with 7	Randy Livingstone 12	6100
								Randy Livingstone 10	4934

CAPS indicate home game
 *indicates overtime

1997-98 Regular Season Statistics

	G	GS	MIN	FGM	FGA	Pct.	FTM	FTA	Pct.	3PM	3PA	Pct.	PTS	Avg.	OR	DR	REB	Avg.	AST	PF	TO	BS	ST
SIOUX FALLS																							
Jason Sasser	49	49	1945	401	842	0.476	284	348	0.816	24	77	0.312	1110	22.7	176	165	341	7.0	162	155	134	13	68
Melvin Newbern	44	44	1607	296	696	0.425	139	194	0.716	58	209	0.278	789	17.9	58	145	203	4.6	175	128	107	5	108
Randy Woods	16	15	649	89	197	0.452	50	58	0.862	29	98	0.296	257	16.1	15	61	76	4.8	146	51	59	0	42
Anthony Avent	14	10	455	89	179	0.497	38	46	0.826	0	0	0.000	216	15.4	40	88	128	9.1	23	57	54	17	7
Bob McCann	37	33	1313	229	414	0.553	112	189	0.593	0	6	0.000	570	15.4	101	237	338	9.1	66	116	99	43	39
Randy Livingston	28	27	1049	160	387	0.413	91	128	0.711	13	57	0.228	424	15.1	44	107	151	5.4	187	95	84	27	60
Stacey King	10	7	362	49	100	0.490	39	60	0.650	1	1	1.000	138	13.8	21	50	71	7.1	34	35	23	7	11
Victor Page	45	20	1165	231	522	0.443	96	127	0.756	56	140	0.400	614	13.6	28	62	90	2.0	104	130	101	8	60
Rich King	12	12	344	62	117	0.530	24	34	0.706	0	1	0.000	148	12.3	33	74	107	8.9	19	34	29	22	10
Tony Massop	54	42	1718	232	501	0.463	55	118	0.466	1	2	0.500	520	9.6	126	209	335	6.2	89	156	77	34	39
Troy Hudson	16	0	312	49	115	0.426	19	24	0.792	22	58	0.379	139	8.7	13	22	35	2.2	27	15	27	2	10
(Total)	22	0	399	71	163	0.436	25	31	0.806	32	78	0.410	199	9.0	17	29	46	2.1	38	21	41	3	13
Monty Buckley	56	9	1374	153	307	0.498	99	133	0.744	4	22	0.182	409	7.3	107	156	263	4.7	81	177	57	35	48
Dan Cross	5	2	113	12	26	0.462	7	9	0.778	1	5	0.200	32	6.4	2	7	9	1.8	16	17	10	1	5
Gordon Malone	7	3	117	17	31	0.548	8	15	0.533	0	0	0.000	42	6.0	6	16	22	3.1	0	16	24	6	1
Reggie Elliot	34	0	484	66	142	0.465	13	24	0.542	9	34	0.265	154	4.5	11	40	51	1.5	41	66	30	4	29
Greg Grant	4	3	125	8	30	0.267	2	4	0.500	0	7	0.000	18	4.5	2	4	6	1.5	22	3	6	0	3
Mike Ravizee	40	4	417	48	92	0.522	36	55	0.655	0	0	0.000	132	3.3	62	96	158	4.0	12	69	21	12	5
Vincent Rainey	7	0	50	3	7	0.429	6	6	1.000	0	0	0.000	12	1.7	2	7	9	1.3	3	10	5	0	1
(Total)	14	0	219	27	68	0.397	31	38	0.816	0	0	0.000	85	6.1	8	25	33	2.4	16	30	20	3	9
Merl Code	3	0	16	1	3	0.333	0	0	0.000	0	1	0.000	2	0.7	0	1	1	0.3	0	0	1	0	0
(Total)	17	0	307	30	91	0.330	21	21	1.000	8	30	0.267	89	5.2	11	22	33	1.9	33	25	16	2	11
TOTALS	56		13615	2195	4708	0.466	1118	1572	0.711	218	718	0.304	5726	102.3	847	1547	2394	42.8	1207	1330	948	236	546
OPPONENTS	56		13615	2178	4620	0.471	1169	1566	0.746	232	711	0.326	5757	102.8	844	1619	2463	44.0	1223	1420	1030	256	505

SIOUX FALLS SKYFORCE

1998-99 Game-by-Game Results

Date	Opponent	W/L	Rec	Score	Pts	High Scorer	High Rebounder	Assist Leader	Att.
Nov 14	YAKIMA	W	1-0	111-94	5.0	Devin Gray 19 Tony Harris 19	Nick Davis 13	Troy Hudson 9	5841
Nov 16	CONNECTICUT	W	2-0	105-99	5.0	Devin Gray 24	Jason Sasser 10	Troy Hudson 9	4605
Nov 19	ROCKFORD	L	2-1	98-99	1.5	Devin Gray 23	Devin Gray 11	Tony Harris 6	4223
Nov 21	LA CROSSE	W	3-1	89-83	5.0	Tony Harris 25	Monty Buckley 9	Devin Gray 6	5125
Nov 24	Yakima	L	3-2	94-99	1.0	Tyrone Nesby 21	Elmore Spencer 9	Monty Buckley 6	2416
Nov 26	La Crosse	W	4-2	87-77	6.0	Tony Harris 25	Nick Davis 9	Troy Hudson 5	3534
Nov 28	FORT WAYNE	L	4-3	83-85	2.0	Monty Buckley 27	Monty Buckley 13	Troy Hudson 5	6100
Nov 29	La Crosse	W	5-3	93-88	6.0	Tony Harris 25	Monty Buckley 10	Elmore Spencer 4 Randy Livingston 4	2530
Dec 2	Rockford	W	6-3	108-94	6.0	Tony Harris 29	Elmore Spencer 11	Tony Harris 7	1853
Dec 5	LA CROSSE	W	7-3	90-86	6.0	Jason Sasser 19	Elmore Spencer 9	Troy Hudson 9	4997
Dec 8	Quad City	L	7-4	92-100	2.0	Jason Sasser 19	Nick Davis 9	Randy Livingston 8	2007
Dec 11	LA CROSSE	L	7-5	94-106	2.0	Tony Harris 23	Nick Davis 10	Randy Livingston 7	4811
Dec 16	QUAD CITY	W	8-5	94-92	5.0	Jason Sasser 21	Nick Davis 18	Randy Livingston 7	4487
Dec 18	Yakima	L	8-6	91-102	2.0	Randy Livingston 25	Jason Sasser 9 Randy Livingston 9 Monty Buckley 9	Randy Livingston 5	2440
Dec 19	Idaho	W	9-6	107-104	6.0	Troy Hudson 29	Nick Davis 13	Randy Livingston 7	3865
Dec 22	Quad City	L	9-7	83-85	1.5	Randy Livingston 22	Nick Davis 10	Randy Livingston 7	2791
Dec 25	IDAHO	L	9-8	101-106	2.0	Monty Buckley 25	Jonathan Kerner 12	Troy Hudson 10	6100
Dec 26	Grand Rapids	W	10-8	106-97	6.0	Jason Sasser 27	Monty Buckley 12	Monty Buckley 7	6777
Dec 28	Fort Wayne	L	10-9	98-105	1.5	Jason Sasser 24	Jason Sasser 9	Randy Livingston 4 Monty Buckley 4	4853
Jan 2	Idaho	W	11-9	121-120	6.0	Monty Buckley 26	Jason Sasser 11 Nick Davis 11	Randy Livingston 15	4453
Jan 3	Yakima	W	12-9	*100-98	4.0	Troy Hudson 30	Nick Davis 19	Randy Livingston 6	2496
Jan 5	QUAD CITY	L	12-10	99-100	2.5	Jason Sasser 31	Nick Davis 15	Randy Livingston 9	4465
Jan 8	FORT WAYNE	W	13-10	108-99	5.0	Monty Buckley 22	Nick Davis 10	Randy Livingston 13	4989
Jan 9	CONNECTICUT	W	14-10	105-97	6.5	Tyrone Nesby 30	Jason Sasser 8 Monty Buckley 8	Randy Livingston 11	5599
Jan 14	YAKIMA	L	14-11	*112-113	2.0	Tyrone Nesby 29	Nick Davis 32	Anthony Epps 10	4638
Jan 16	YAKIMA	W	15-11	105-103	5.0	Monty Buckley 25	Tyrone Nesby 11	Anthony Epps 13	6100
Jan 22	CONNECTICUT	L	15-12	104-111	2.0	Victor Page 25 Lloyd Daniels 25	Lloyd Daniels 15	Lloyd Daniels 13	5665
Jan 24	GRAND RAPIDS	L	15-13	96-101	2.0	Lloyd Daniels 27	Lloyd Daniels 8	Lloyd Daniels 8	5327
Jan 26	La Crosse	L	15-14	88-89	3.0	Victor Page 24	Elmore Spencer 10	Anthony Epps 9	3251
Jan 29	Idaho	L	15-15	92-105	1.0	Victor Page 33	Elmore Spencer 7	Anthony Epps 12	4997
Jan 30	Yakima	L	15-16	97-102	1.0	Nick Davis 31	Nick Davis 19	Anthony Epps 10	3286
Feb 1	QUAD CITY	W	16-16	107-98	7.0	Victor Page 35	Nick Davis 14	Victor Page 5 Elmore Spencer 5	4381
Feb 3	LA CROSSE	W	17-16	86-76	6.0	Victor Page 29	Nick Davis 16	Corey Beck 6	4884
Feb 5	Connecticut	L	17-17	*117-122	2.5	Victor Page 33	Nick Davis 22	Randy Livingston 9	3032
Feb 6	Connecticut	L	17-18	82-101	2.0	Nick Davis 20	Nick Davis 14	Randy Livingston 4 Albert Burditt 4	3032
Feb 12	IDAHO	L	17-19	99-111	2.0	Kebu Stewart 22	Kebu Stewart 14 Nick Davis 14	Randy Livingston 11	5278
Feb 13	Idaho	L	17-20	92-98	2.0	Victor Page 24	Kebu Stewart 13	Randy Livingston 9	5299
Feb 16	Quad City	L	17-21	83-96	1.0	Victor Page 29	Kebu Stewart 9	Randy Livingston 9	2086
Feb 18	La Crosse	W	18-21	86-84	5.0	Victor Page 27	Kebu Stewart 15	Victor Page 4 Monty Buckley 4	3830
Feb 21	QUAD CITY	L	18-22	96-101	2.0	Victor Page 23	Reggie Elliot 7 Brett Robisch 7 Nick Davis 7 Monty Buckley 7	Randy Livingston 9	5440
Feb 23	Fort Wayne	L	18-23	99-103	2.0	Randy Livingston 18 Victor Page 18	Albert Burditt 12	Randy Livingston 7	4217
Feb 24	YAKIMA	W	19-23	108-101	5.0	Kebu Stewart 29	Kebu Stewart 10	Randy Livingston 7	4841
Feb 26	ROCKFORD	W	20-23	105-83	5.5	Victor Page 25	Albert Burditt 13	Randy Livingston 8 Victor Page 8	5559
Feb 28	IDAHO	W	21-23	111-107	6.0	Kebu Stewart 21	Kebu Stewart 23	Jason Sasser 6 Randy Livingston 6	4944
Mar 2	Rockford	W	22-23	85-83	5.0	Kebu Stewart 20	Nick Davis 15	Randy Livingston 8	2136
Mar 3	Grand Rapids	L	22-24	86-106	1.0	Victor Page 20	Kebu Stewart 11	Troy Hudson 6	3900
Mar 5	LA CROSSE	W	23-24	107-98	6.0	Kebu Stewart 29	Albert Burditt 19	Troy Hudson 7	6100
Mar 7	IDAHO	W	24-24	113-87	7.0	Kebu Stewart 23 Victor Page 23	Kebu Stewart 15	Troy Hudson 7 Jason Sasser 7	5268
Mar 9	QUAD CITY	W	25-24	90-80	6.0	Kebu Stewart 33	Albert Burditt 14	Monty Buckley 6	4803
Mar 11	Grand Rapids	W	26-24	106-85	6.0	Troy Hudson 23	Albert Burditt 20	Jason Sasser 5	3489
Mar 13	Quad City	W	27-24	89-81	6.5	Monty Buckley 20	Brett Robisch 11	Albert Burditt 6	2342
Mar 14	Rockford	W	28-24	108-83	6.0	Victor Page 24	Jason Sasser 10	Randy Livingston 7	6764
Mar 15	La Crosse	W	29-24	105-91	5.0	Jason Sasser 24	Albert Burditt 11	Randy Livingston 9	3225
Mar 17	GRAND RAPIDS	W	30-24	103-99	5.0	Victor Page 23	Kebu Stewart 20	Victor Page 6	5875
Mar 19	Idaho	W	31-24	105-101	5.5	Randy Livingston 31	Kebu Stewart 11 Jason Sasser 11	Troy Hudson 8	4851
Mar 21	FORT WAYNE	W	32-24	110-101	6.0	Randy Livingston 23	Albert Burditt 12	Troy Hudson 5	6100

CAPS indicate home game
*indicates overtime

1998-99 Regular Season Statistics

	G	GS	MIN	FGM	FGA	Pct.	FTM	FTA	Pct.	3PM	3PA	Pct.	PTS	Avg.	OR	DR	REB	Avg.	AST	PF	TO	BS	ST
SIOUX FALLS																							
Lloyd Daniels	3	3	129	25	59	0.424	17	20	0.850	7	21	0.333	74	24.7	5	22	27	9.0	26	7	20	7	9
(Total)	5	3	179	27	74	0.365	21	24	0.875	9	30	0.300	84	16.8	5	25	30	6.0	31	8	20	7	10
Tony Harris	13	13	500	96	186	0.516	44	60	0.733	14	45	0.311	250	19.2	17	44	61	4.7	39	45	53	1	16
Victor Page	39	28	1289	271	668	0.406	128	173	0.740	79	236	0.335	749	19.2	30	78	108	2.8	107	110	113	12	58
Kebu Stewart	17	13	485	114	210	0.543	93	123	0.756	0	0	0.000	321	18.9	107	102	209	12.3	20	39	35	10	9
Jason Sasser	33	26	1168	213	481	0.443	143	178	0.803	7	25	0.280	576	17.5	129	142	271	8.2	111	82	66	10	42
Devin Gray	8	7	268	42	83	0.506	47	63	0.746	0	1	0.000	131	16.4	10	46	56	7.0	17	19	25	8	15
Randy Livingston	40	32	1321	196	483	0.406	128	159	0.805	26	101	0.257	546	13.7	45	123	168	4.2	259	132	133	14	70
Corey Beck	8	5	296	39	93	0.419	29	44	0.659	1	4	0.250	108	13.5	10	13	23	2.9	32	17	26	1	9
Troy Hudson	37	23	1213	173	449	0.385	52	60	0.867	63	205	0.307	461	12.5	35	78	113	3.1	170	48	82	1	28
Monty Buckley	44	23	1460	198	413	0.479	119	162	0.735	25	78	0.321	540	12.3	89	160	249	5.7	118	125	78	33	56
Tyrone Nesby	26	2	451	99	234	0.423	44	59	0.746	19	69	0.275	261	10.0	26	60	86	3.3	32	48	23	7	19
Nick Davis	54	36	1506	200	402	0.498	99	141	0.702	0	2	0.000	499	9.2	187	323	510	9.4	70	154	66	105	48
Elmore Spencer	30	30	673	99	204	0.485	49	76	0.645	0	1	0.000	247	8.2	38	127	165	5.5	62	79	80	49	12
Jonathan Kerner	25	3	481	71	146	0.486	29	40	0.725	0	0	0.000	171	6.8	40	67	107	4.3	27	59	33	19	12
Eric Powers	2	0	46	6	10	0.600	1	4	0.250	0	0	0.000	13	6.5	1	6	7	3.5	1	6	1	2	0
Albert Burditt	27	16	825	62	141	0.440	50	78	0.641	1	6	0.167	175	6.5	81	154	235	8.7	40	80	34	55	10
Henry James	14	0	238	33	105	0.314	16	17	0.941	7	37	0.189	89	6.4	4	22	26	1.9	10	15	11	1	3
Reggie Elliot	23	4	436	55	115	0.478	17	22	0.773	8	21	0.381	135	5.9	26	45	71	3.1	32	56	35	6	24
Terrance Badgett	5	2	75	12	20	0.600	1	2	0.500	0	0	0.000	25	5.0	6	8	14	2.8	4	9	4	2	2
Brett Robisch	15	6	198	30	66	0.455	2	8	0.250	0	1	0.000	62	4.1	23	42	65	4.3	5	28	11	2	1
Anthony Epps	19	7	359	18	58	0.310	20	28	0.714	9	28	0.321	65	3.4	6	29	35	1.8	74	26	18	1	12
Roger Crawford	6	0	51	5	11	0.455	7	8	0.875	0	1	0.000	17	2.8	2	2	4	0.7	4	6	2	0	1
Chris Collier	6	0	50	5	12	0.417	2	6	0.333	0	2	0.000	12	2.0	3	5	8	1.3	1	8	4	0	1
Eric Harris	2	1	12	1	4	0.250	0	0	0.000	0	1	0.000	2	1.0	0	0	0	0.0	1	3	0	0	0
Jimmy Polk	1	0	10	0	0	0.000	0	0	0.000	0	0	0.000	0	0.0	0	1	1	1.0	1	1	3	0	0
TOTALS	56		13540	2063	4653	0.443	1137	1531	0.743	266	885	0.301	5529	98.7	920	1699	2619	46.8	1263	1202	956	346	457
OPPONENTS	56		13540	2070	4682	0.442	1013	1426	0.710	262	808	0.324	5415	96.7	832	1588	2420	43.2	1199	1424	910	267	550

SIOUX FALLS SKYFORCE

1999-00 Game-by-Game Results

Date	Opponent	W/L	Rec	Score	High Scorer	High Rebounder	Assist Leader	Att.
Nov 20	IDAHO	W	1-0	93-89	Bryant Smith 19	Brett Robisch 12	Chris Smith 7	6100
Nov 23	ROCKFORD	W	2-0	98-95	Dametri Hill 30	Nick Davis 12	Monty Buckley 8	4185
Nov 25	La Crosse	L	2-1	96-103	Victor Page 26	Nick Davis 7	Jerry McCullough 5	3150
Nov 27	FORT WAYNE	W	3-1	96-85	Brett Robisch 19	Brett Robisch 14	Monty Buckley 10	6100
Nov 28	Grand Rapids	L	3-2	89-102	Albert White 22	Brett Robisch 16	Jerry McCullough 8	1893
Nov 30	Idaho	L	3-3	95-111	Monty Buckley 24	Nick Davis 14	Chris Smith 5	2825
Dec 3	Fort Wayne	W	4-3	76-75	Jerry McCullough 13	Jonathan Kerner 10	Monty Buckley 2	3864
Dec 5	Grand Rapids	W	5-3	101-93	Jerry McCullough 30	Nick Davis 13	Victor Page 5	1529
Dec 7	LA CROSSE	W	6-3	98-93	Bryant Smith 18	Jonathan Kerner 14	Victor Page 6	4792
Dec 10	Idaho	L	6-4	94-109	Jonathan Kerner 12	Nick Davis 10	Jerry McCullough 7	4159
Dec 11	Yakima	L	6-5	104-108	Albert White 12 Brett Robisch 12 Dametri Hill 12 Victor Page 23	Nick Davis 13	Victor Page 8 Chris Smith 8	2416
Dec 14	Quad City	L	6-6	86-97	Monty Buckley 16	Brett Robisch 11	Jerry McCullough 7	1968
Dec 16	YAKIMA	L	6-7	95-99	Albert White 20	Nick Davis 17	Monty Buckley 5	5791
Dec 17	IDAHO	W	7-7	137-104	Victor Page 30	Nick Davis 16	Victor Page 8 Bryant Smith 8	5029
Dec 19	Fort Wayne	W	8-7	101-95	Victor Page 24	Nick Davis 13	Nick Davis 4	3798
Dec 22	Rockford	W	9-7	114-112	Bryant Smith 21	Nick Davis 15	Jerry McCullough 9	3688
Dec 25	GRAND RAPIDS	W	10-7	113-103	Victor Page 27	Nick Davis 25	Chris Smith 10	5687
Dec 27	La Crosse	W	11-7	118-110	Victor Page 27	Nick Davis 10	Chris Smith 9	2523
Jan 1	Rockford	L	11-8	112-120	Victor Page 19	Albert White 10 Nick Davis 14	Chris Smith 5	4123
Jan 2	Quad City	L	11-9	99-106	Victor Page 19	Nick Davis 16	Jerry McCullough 6	1937
Jan 5	CONNECTICUT	L	11-10	100-104	Dametri Hill 22	Nick Davis 16	Jerry McCullough 9	4205
Jan 7	YAKIMA	W	12-10	112-92	Chris Smith 25	Nick Davis 21	Bryant Smith 7	4888
Jan 8	GRAND RAPIDS	L	12-11	102-115	Victor Page 16	Nick Davis 15	Monty Buckley 4 Jonathan Kerner 4	5302
Jan 12	QUAD CITY	W	13-11	109-102	Dametri Hill 24	Nick Davis 18	Jerry McCullough 6	4453
Jan 14	La Crosse	L	13-12	104-116	Jimmy King 17	Nick Davis 11	Chris Smith 3	2458
Jan 15	IDAHO	W	14-12	93-91	Victor Page 17 Bryant Smith 17	Kebu Stewart 19	Monty Buckley 5	5627
Jan 21	QUAD CITY	W	15-12	116-96	Kebu Stewart 21 Bryant Smith 21	Nick Davis 15	Jerry McCullough 9	4402
Jan 22	Yakima	L	15-13	73-99	Albert White 15 Kebu Stewart 15	Kebu Stewart 15	Chris Smith 6	2998
Jan 26	La Crosse	W	16-13	115-106	Victor Page 29	Nick Davis 12	Jerry McCullough 5	2056
Jan 27	Fort Wayne	L	16-14	88-111	Jimmy King 27	Nick Davis 15	Jerry McCullough 4	3680
Jan 31	Quad City	L	16-15	97-120	Jimmy King 25	Nick Davis 6	Chris Smith 4	1357
Feb 2	GRAND RAPIDS	W	17-15	108-99	Victor Page 21	Nick Davis 13	Albert White 4 Victor Page 4	4529
Feb 4	LA CROSSE	W	18-15	*113-110	Albert White 26 Kebu Stewart 26	Kebu Stewart 19	Jerry McCullough 10	4749
Feb 8	QUAD CITY	L	18-16	106-108	Kebu Stewart 18 Dametri Hill 18	Kebu Stewart 13	Jerry McCullough 9	4316
Feb 10	LA CROSSE	W	19-16	108-93	Bryant Smith 22	Kebu Stewart 13	Jerry McCullough 6	4433
Feb 12	YAKIMA	W	20-16	105-100	Kebu Stewart 31	Kebu Stewart 8	Jerry McCullough 12	5254
Feb 13	Rockford	L	20-17	98-120	Kebu Stewart 17	Nick Davis 10	Jerry McCullough 5 Bryant Smith 5	2138
Feb 15	Quad City	L	20-18	88-102	Albert White 19	Nick Davis 9	Jerry McCullough 5	1466
Feb 16	ROCKFORD	W	21-18	121-115	Dametri Hill 33	Dametri Hill 12	Jerry McCullough 5 Bryant Smith 5	4472
Feb 18	IDAHO	W	22-18	117-116	Kebu Stewart 27	Kebu Stewart 13	Jerry McCullough 6	4488
Feb 20	CONNECTICUT	W	23-18	107-102	Victor Page 24	Nick Davis 16	Corey Beck 5	5883
Feb 23	Connecticut	W	24-18	109-106	Kebu Stewart 31	Kebu Stewart 13	Jerry McCullough 10	2417
Feb 25	Idaho	L	24-19	114-122	Monty Buckley 18 Kebu Stewart 18	Nick Davis 11	Jerry McCullough 6	4269
Feb 26	Idaho	W	25-19	107-104	Albert White 25 Kebu Stewart 25	Kebu Stewart 8	Corey Beck 10	4629
Feb 28	Yakima	L	25-20	83-105	Corey Beck 18	Nick Davis 16	Corey Beck 7	3183
Mar 1	YAKIMA	L	25-21	104-105	Victor Page 22	Nick Davis 15	Victor Page 8	4484
Mar 3	ROCKFORD	W	26-21	97-88	Victor Page 19	Nick Davis 15	Jerry McCullough 4 Monty Buckley 4	6100
Mar 5	IDAHO	L	26-22	111-129	Kebu Stewart 22	Kebu Stewart 7	Jerry McCullough 6	4817
Mar 7	YAKIMA	W	27-22	98-96	Corey Beck 17	Nick Davis 18	Jerry McCullough 4 Monty Buckley 4	4635
Mar 10	Connecticut	L	27-23	114-125	Kebu Stewart 23	Nick Davis 14	Jerry McCullough 5	1357
Mar 11	Connecticut	W	28-23	134-119	Kebu Stewart 30	Kebu Stewart 8	Jerry McCullough 13	826
Mar 13	QUAD CITY	L	28-24	93-115	Corey Beck 19	Nick Davis 16	Corey Beck 5 Albert White 5	5818
Mar 16	Yakima	W	29-24	102-93	Bryant Smith 25	Nick Davis 16	Jerry McCullough 10	4190
Mar 19	LA CROSSE	W	30-24	107-101	Kebu Stewart 27	Kebu Stewart 11	Chris Smith 7	5017
Mar 23	Quad City	L	30-25	95-101	Kebu Stewart 31	Kebu Stewart 20	Jerry McCullough 11	1581
Mar 26	FORT WAYNE	L	30-26	107-123	Kebu Stewart 35	Kebu Stewart 10	Jerry McCullough 11	5597

CAPS indicate home game
*indicates overtime

1999-00 Regular Season Statistics

	G	GS	MIN	FGM	FGA	Pct.	FTM	FTA	Pct.	3PM	3PA	Pct.	PTS	Avg.	OR	DR	REB	Avg.	AST	PF	TO	BS	ST
SIOUX FALLS																							
Kebu Stewart	30	29	887	174	355	0.490	221	272	0.813	0	1	0.000	569	19.0	89	193	282	9.4	21	92	79	21	19
Victor Page	51	14	1410	300	738	0.407	180	235	0.766	74	248	0.298	854	16.7	27	62	89	1.7	127	130	146	7	68
Dametri Hill	50	35	1072	284	547	0.519	104	132	0.788	3	8	0.375	675	13.5	80	167	247	4.9	38	183	120	20	28
Corey Beck	13	1	325	56	113	0.496	33	43	0.767	13	32	0.406	158	12.2	7	25	32	2.5	49	29	42	1	15
Bryant Smith	56	42	1582	231	466	0.496	131	181	0.724	8	43	0.186	601	10.7	85	81	166	3.0	110	141	87	19	99
Albert White	53	20	1110	220	550	0.400	74	96	0.771	32	107	0.299	546	10.3	77	89	166	3.1	96	110	100	25	37
Monty Buckley	41	25	1275	151	347	0.435	82	109	0.752	8	59	0.136	392	9.6	65	108	173	4.2	121	127	80	18	57
Jerry McCullough	54	26	1562	161	368	0.438	151	188	0.803	26	83	0.313	499	9.2	56	90	146	2.7	302	159	117	16	121
Brett Robisch	52	35	1000	199	448	0.444	81	90	0.900	0	3	0.000	479	9.2	112	180	292	5.6	37	183	60	26	26
Jimmy King	17	11	373	63	149	0.423	28	33	0.848	2	18	0.111	156	9.2	18	31	49	2.9	22	29	17	9	16
Nick Davis	56	1	1562	175	327	0.535	112	186	0.602	0	1	0.000	462	8.3	231	423	654	11.7	55	173	75	106	44
Chris Smith	35	29	910	104	257	0.405	29	55	0.527	12	38	0.316	249	7.1	15	45	60	1.7	135	87	48	11	23
Jonathan Kerner	21	12	369	49	136	0.360	27	34	0.794	0	0	0.000	125	6.0	35	80	115	5.5	13	52	43	16	17
Chris Robinson	1	1	28	2	12	0.167	1	2	0.500	0	3	0.000	5	5.0	2	5	7	7.0	4	1	0	0	0
TOTALS	56		13465	2169	4813	0.451	1254	1656	0.757	178	644	0.276	5770	103.0	899	1579	2478	44.3	1130	1496	1014	295	570
OPPONENTS	56		13465	2245	4673	0.480	1197	1669	0.717	171	505	0.339	5858	104.6	844	1648	2492	44.5	1211	1529	1083	272	524

SIOUX FALLS SKYFORCE

2000-01 Game-by-Game Results (CBA)

Date	Opponent	W/L	Rec	Score	Pts	High Scorer	High Rebounder	Assist Leader	Att.
Dec 15	La Crosse	L	0-1	92-103	1.0	Bryant Smith 22	Chuck Whitfield 10	Victor Page 4	3625
Dec 16	LA CROSSE	L	0-2	*104-111	2.5	Victor Page 18	Ike Nwankwo 12	Albert White 6	5077
Dec 19	Yakima	L	0-3	91-108	2.0	Jamal Robinson 21	Winfred Walton 10	Jamal Robinson 8	2307
Dec 22	Idaho	L	0-4	88-96	2.0	Jamal Robinson 21	Albert White 9	Chico Fletcher 7	3722
Dec 23	Yakima	L	0-5	87-106	0.0	Jamal Robinson 24	Ike Nwankwo 12	Jamal Robinson 6	3751
Dec 25	IDAHO	W	1-5	*122-119	6.0	Albert White 28	Mark Ashman 8 Jamal Robinson 8	Albert White 9	4519
Dec 28	YAKIMA	L	1-6	108-126	1.0	Ben Ebong 24	Ben Ebong 6	Albert White 8	4379
Dec 30	Rockford	W	2-6	102-101	5.0	Albert White 21	Albert White 7	C.J. Bruton 6	3644
Jan 4	La Crosse	L	2-7	82-86	1.5	Albert White 20	Albert White 7 C.J. Bruton 7 Jamal Robinson 7	C.J. Bruton 7	2001
Jan 5	GRAND RAPIDS	L	2-8	86-103	1.0	Bryant Smith 19	Ben Ebong 12	Victor Page 5 Bryant Smith 5 Jamal Robinson 5	4474
Jan 9	Connecticut	L	2-9	107-110	1.0	Bryant Smith 32	Ben Ebong 11	Michael Hawkins 6 Jamal Robinson 6	623
Jan 10	Gary	W	3-9	100-96	6.0	Bryant Smith 14 Michael Hawkins 14 Ben Ebong 14	Ben Ebong 12	Michael Hawkins 5	2374
Jan 12	GARY	L	3-10	*127-130	2.0	Jamal Robinson 24	Winfred Walton 10	Michael Hawkins 9	4982
Jan 13	QUAD CITY	L	3-11	98-112	1.0	Bryant Smith 28	Ben Ebong 11	Michael Hawkins 13	4552
Jan 18	YAKIMA	W	4-11	106-95	6.0	Bryant Smith 25	Leonard White 9 Winfred Walton 9	C.J. Bruton 5	3770
Jan 20	CONNECTICUT	W	5-11	98-79	5.0	Leonard White 24	Leonard White 14	C.J. Bruton 7	5201
Jan 22	Grand Rapids	W	6-11	*116-110	5.5	Bryant Smith 26	Ben Ebong 13	Michael Hawkins 10	3219
Jan 24	Yakima	L	6-12	100-102	3.0	Jamal Robinson 18	Ben Ebong 17	Michael Hawkins 6	3404
Jan 26	Yakima	L	6-13	103-113	2.0	Bryant Smith 21	Ben Ebong 19	Bryant Smith 6	4081
Jan 27	Idaho	L	6-14	83-105	1.0	Bryant Smith 32	Jamal Robinson 10	Michael Hawkins 7	4134
Jan 29	Idaho	L	6-15	111-119	2.0	Michael Hawkins 26	Bryant Smith 8 Winfred Walton 8 Jamal Robinson 8	Michael Hawkins 10	2159
Jan 31	YAKIMA	W	7-15	94-93	5.0	Winfred Walton 19	Ben Ebong 12	Michael Hawkins 5	3919
Feb 3	QUAD CITY	W	8-15	106-105	5.0	Bryant Smith 33	Ben Ebong 15	Michael Hawkins 12	4973

CAPS indicate home game

*indicates overtime

2000-01 Regular Season Statistics (CBA)

	G	GS	MIN	FGM	FGA	Pct.	FTM	FTA	Pct.	3PM	3PA	Pct.	PTS	Avg.	OR	DR	REB	Avg.	AST	PF	TO	BS	ST
SIOUX FALLS																							
Bryant Smith	20	19	764	143	307	0.466	104	131	0.794	7	27	0.259	397	19.9	44	42	86	4.3	56	55	43	7	51
Jamal Robinson	21	20	820	144	312	0.462	53	79	0.671	26	71	0.366	367	17.5	37	104	141	6.7	85	59	39	14	25
Leonard White	5	0	127	22	47	0.468	27	32	0.844	0	0	0.000	71	14.2	17	29	46	9.2	11	20	11	3	13
Albert White	14	3	366	78	177	0.441	19	26	0.731	11	31	0.355	186	13.3	21	55	76	5.4	46	42	52	7	10
Michael Hawkins	13	12	459	59	135	0.437	31	42	0.738	18	46	0.391	167	12.8	12	37	49	3.8	97	32	36	1	17
Victor Page	19	6	498	71	184	0.386	76	88	0.864	14	47	0.298	232	12.2	11	26	37	1.9	58	46	42	1	15
Ben Ebong	23	20	716	93	166	0.560	59	92	0.641	0	1	0.000	245	10.7	72	122	194	8.4	39	88	60	11	19
Winfred Walton	23	3	502	96	210	0.457	49	74	0.662	0	10	0.000	241	10.5	42	91	133	5.8	44	73	49	17	22
Mark Ashman	20	19	372	56	115	0.487	30	38	0.789	0	0	0.000	142	7.1	35	49	84	4.2	10	55	31	4	14
LeRon Williams	2	0	24	4	12	0.333	4	7	0.571	0	0	0.000	12	6.0	4	5	9	4.5	0	4	1	4	0
C.J. Bruton	19	6	435	45	103	0.437	12	13	0.923	11	27	0.407	113	5.9	10	32	42	2.2	46	34	29	1	24
Jamie Kendrick	9	0	121	17	48	0.354	7	12	0.583	0	4	0.000	41	4.6	7	12	19	2.1	12	13	7	4	3
Ike Nwankwo	6	2	115	8	34	0.235	10	18	0.556	0	0	0.000	26	4.3	28	17	45	7.5	3	16	11	2	2
Chico Fletcher	11	1	182	14	26	0.538	16	20	0.800	0	2	0.000	44	4.0	1	16	17	1.5	25	17	15	0	7
Dwayne Whitfield	7	4	119	12	25	0.480	3	5	0.600	0	0	0.000	27	3.9	9	15	24	3.4	2	25	13	0	5
TOTALS	23		5620	862	1901	0.453	500	677	0.739	87	266	0.327	2311	100.5	350	652	1002	43.6	534	579	439	76	227
OPPONENTS	23		5620	924	1996	0.463	469	624	0.752	111	292	0.380	2428	105.6	400	652	1052	45.7	524	595	412	108	254

SIOUX FALLS SKYFORCE

2001 Game-by-Game Results (IBL)

Date	Opponent	W/L	Rec	Score	High Scorer	High Rebounder	Assist Leader	Att.
Feb 10	GARY	W	1-0	95-83	Jamal Robinson 24	Ben Ebong 12	Jamal Robinson 8 C.J. Bruton 8	4152
Feb 16	ROCKFORD	W	2-0	123-90	C.J. Bruton 19	Ben Ebong 9	Randy Livingston 8	4457
Feb 17	NEW MEXICO	W	3-0	114-97	Ben Ebong 24	Ben Ebong 12	Randy Livingston 9 Isaac Fontaine 9	4047
Feb 21	Cincinnati	L	3-1	92-115	Isaac Fontaine 20	Ben Ebong 10	Randy Livingston 6	1634
Feb 22	Grand Rapids	W	4-1	94-92	Isaac Fontaine 21	Jamie Kendrick 10	Randy Livingston 6 Isaac Fontaine 6	1050
Feb 23	ST. LOUIS	L	4-2	95-100	Ben Ebong 17 Randy Livingston 17 Isaac Fontaine 17	Ben Ebong 12	Randy Livingston 5 Isaac Fontaine 5 Jamal Robinson 5	4069
Feb 24	GRAND RAPIDS	W	5-2	*101-94	Ben Davis 20	Ben Davis 12	Randy Livingston 6	4039
Feb 27	Rockford	L	5-3	91-106	Jamal Robinson 28	Ben Davis 8	Randy Livingston 9	1530
Mar 2	CINCINNATI	W	6-3	115-109	Jamal Robinson 22	Leonard White 10 Ben Ebong 10	Ben Ebong 3 Randy Livingston 3 Isaac Fontaine 3 Jamal Robinson 3 C.J. Bruton 3	4233
Mar 3	CINCINNATI	L	6-4	91-106	Randy Livingston 18	Carlos Daniel 11 Ben Ebong 11	Randy Livingston 9	4204
Mar 8	Gary	L	6-5	100-101	Isaac Fontaine 23	Ben Ebong 12	Jamal Robinson 4 C.J. Bruton 4	2423
Mar 10	Connecticut	L	6-6	113-123	Isaac Fontaine 27 Jamal Robinson 27	Carlos Daniel 12	Randy Livingston 5 Isaac Fontaine 5 C.J. Bruton 5	1202
Mar 11	Rockford	L	6-7	94-100	Leonard White 21	Leonard White 7	Isaac Fontaine 5	1504
Mar 14	Trenton	L	6-8	91-95	Isaac Fontaine 18	Leonard White 13	Randy Livingston 5	893
Mar 18	ROCKFORD	W	7-8	*112-108	Leonard White 37	Leonard White 18	Randy Livingston 11	4357
Mar 20	TRENTON	W	8-8	107-105	Leonard White 24	Leonard White 13	Randy Livingston 7	3530
Mar 23	ROCKFORD	W	9-8	105-100	Leonard White 20	Leonard White 13	Randy Livingston 7	4365
Mar 24	GARY	W	10-8	121-111	Carlos Daniel 26	Leonard White 10	Randy Livingston 9	4899
Mar 28	GRAND RAPIDS	L	10-9	96-109	Jamal Robinson 20	Leonard White 14	Randy Livingston 5 Jamal Robinson 5	3828
Apr 1	GARY	W	11-9	137-116	Leonard White 29	Leonard White 16	Randy Livingston 10	4059
Apr 5	GRAND RAPIDS	L	11-10	85-95	Randy Livingston 24	Leonard White 13	Carlos Daniel 7	3688
Apr 6	Grand Rapids	W	12-10	103-93	Jamal Robinson 25	Carlos Daniel 12	Carlos Daniel 5 Randy Livingston 5	2071
Apr 8	CONNECTICUT	L	12-11	107-113	Randy Livingston 30	Leonard White 10	Mike Jones 6	4325
Apr 10	CONNECTICUT	W	13-11	116-94	Randy Livingston 20	Carlos Daniel 8	Randy Livingston 10	3523
Apr 12	Connecticut	L	13-12	106-108	Marshall Phillips 19	Leonard White 9	Randy Livingston 6	1678
Apr 13	Richmond	W	14-12	105-97	Marshall Phillips 27	Carlos Daniel 9	Randy Livingston 5	942
Apr 15	New Mexico	W	15-12	107-95	Carlos Daniel 19 Marshall Phillips 19	Marshall Phillips 9	C.J. Bruton 6	0
Apr 17	ROCKFORD	L	15-13	81-104	C.J. Bruton 24	Ben Ebong 12	Mike Jones 5	3939
Apr 20	GARY	W	16-13	117-102	Leonard White 21	John Coker 10	Randy Livingston 7	4358
Apr 27	St. Louis	L	16-14	96-106	Carlos Daniel 15	Jamal Robinson 10	Mike Jones 4	3656
May 2	Rockford	L	16-15	91-111	Jamal Robinson 24	Ben Ebong 9	C.J. Bruton 8	1668

CAPS indicate home game

*indicates overtime

2001 Regular Season Statistics (IBL)

	G	GS	MIN	FGM	FGA	Pct.	FTM	FTA	Pct.	3PM	3PA	Pct.	PTS	Avg.	OR	DR	REB	Avg.	AST	PF	TO	BS	ST
SIOUX FALLS																							
Leonard White	22	18	685	141	306	0.461	89	119	0.748	21	54	0.389	392	17.8	77	127	204	9.3	34	86	56	10	47
Isaac Fontaine	18	17	632	109	226	0.482	41	52	0.788	28	81	0.346	287	15.9	21	42	63	3.5	73	49	40	8	24
Randy Livingston	26	21	885	138	335	0.412	74	88	0.841	50	126	0.397	400	15.4	32	78	110	4.2	164	71	70	6	40
Jamal Robinson	27	27	904	147	340	0.432	60	78	0.769	42	121	0.347	396	14.7	29	84	113	4.2	77	67	55	12	39
Carlos Daniel	27	12	724	124	304	0.408	52	68	0.765	28	81	0.346	328	12.1	62	116	178	6.6	41	73	45	35	19
LeRon Williams	3	0	64	14	27	0.519	6	12	0.500	0	0	0.000	34	11.3	5	9	14	4.7	2	9	1	1	1
Marshall Phillips	29	12	772	111	256	0.434	67	84	0.798	29	96	0.302	318	11.0	23	93	116	4.0	69	81	59	16	36
Ben Ebong	30	10	677	99	202	0.490	66	102	0.647	2	5	0.400	266	8.9	92	123	215	7.2	39	94	42	21	32
Ben Davis	7	3	185	23	55	0.418	14	17	0.824	0	1	0.000	60	8.6	11	33	44	6.3	7	26	19	1	4
C.J. Bruton	30	11	628	89	177	0.503	38	45	0.844	37	86	0.430	253	8.4	15	41	56	1.9	79	45	29	1	29
John Coker	10	7	214	36	90	0.400	10	10	1.000	1	5	0.200	83	8.3	16	27	43	4.3	6	17	10	8	0
Mike Jones	10	0	227	29	66	0.439	9	12	0.750	7	26	0.269	74	7.4	20	18	38	3.8	36	18	15	0	8
(Total)	41	31	1400	188	432	0.435	75	88	0.852	57	157	0.363	508	12.4	54	96	150	3.7	151	95	77	4	43
Jamie Kendrick	29	6	476	53	129	0.411	34	49	0.694	8	24	0.333	148	5.1	29	59	88	3.0	28	38	16	8	16
(Total)	38	6	561	62	150	0.413	38	55	0.691	12	33	0.364	174	4.6	33	68	101	2.7	30	50	22	10	19
Mark Ashman	20	7	202	31	79	0.392	9	10	0.900	0	0	0.000	71	3.6	17	30	47	2.4	14	29	5	11	8
Michael Hawkins	0	0	0	0	0	0.000	0	0	0.000	0	0	0.000	0	0.0	0	0	0	0.0	0	0	0	0	0
Bryant Smith	0	0	0	0	0	0.000	0	0	0.000	0	0	0.000	0	0.0	0	0	0	0.0	0	0	0	0	0
TOTALS	30		7275	1144	2592	0.441	569	746	0.763	253	706	0.358	3110	103.7	449	880	1329	44.3	669	703	462	138	303
OPPONENTS	30		7275	1098	2451	0.448	643	844	0.762	228	640	0.356	3067	102.2	450	937	1387	46.2	590	662	509	124	248

SIOUX FALLS SKYFORCE

2001-02 Game-by-Game Results

Date	Opponent	W/L	Rec	Score	Pts	High Scorer	High Rebounder	Assist Leader	Att.
Nov 16	ROCKFORD	W	1-0	94-93	4.0	Silas Mills 22	Leon Smith 12	Darren McLinton 6	5439
Nov 17	Gary	W	2-0	97-95	5.0	Leon Smith 30	Leon Smith 18	Darren McLinton 3	3463
Nov 24	Grand Rapids	L	2-1	98-126	1.0	Silas Mills 18	Leon Smith 16	Ray Weathers 5	3150
Nov 25	Grand Rapids	W	3-1	113-107	6.0	Darren McLinton 26	Leonard White 15	Darren McLinton 6	1871
								Ray Weathers 6	
Nov 30	FARGO-MOORHEAD	W	4-1	123-98	6.5	Silas Mills 29	Leonard White 11	Darren McLinton 7	3291
Dec 1	Gary	W	5-1	113-101	6.0	Muntrelle Dobbins 34	Muntrelle Dobbins 14	Ray Weathers 10	3810
Dec 5	Saskatchewan	W	6-1	122-106	6.0	Ray Weathers 22	Muntrelle Dobbins 10	Silas Mills 7	6724
								Carlos Strong 7	
Dec 7	ROCKFORD	W	7-1	106-104	4.5	Leonard White 18	Muntrelle Dobbins 15	Darren McLinton 6	3208
Dec 8	GRAND RAPIDS	W	8-1	107-98	5.0	Leonard White 24	Muntrelle Dobbins 12	Darren McLinton 9	3830
Dec 13	Flint	W	9-1	133-128	5.0	Carlos Strong 25	Muntrelle Dobbins 11	Darren McLinton 5	823
Dec 15	Grand Rapids	W	10-1	104-92	6.0	Carlos Strong 22	Carlos Strong 11	Darren McLinton 6	2037
							Leonard White 11	Silas Mills 6	
Dec 16	Gary	W	11-1	94-91	5.5	Carlos Strong 24	Muntrelle Dobbins 9	Darren McLinton 12	2172
Dec 20	Grand Rapids	W	12-1	111-108	5.0	Silas Mills 33	Leonard White 13	Darren McLinton 7	1259
Dec 21	Gary	L	12-2	*122-125	2.0	Ray Weathers 42	Carlos Strong 11	Darren McLinton 9	1827
							Silas Mills 11		
Dec 23	Rockford	L	12-3	109-116	1.5	Darren McLinton 27	Leonard White 19	Darren McLinton 10	1481
Dec 25	DAKOTA	L	12-4	103-104	2.0	Leonard White 24	Silas Mills 8	Darren McLinton 10	4117
Dec 27	ROCKFORD	W	13-4	112-106	6.0	Silas Mills 43	Carlos Strong 11	Darren McLinton 13	3417
Dec 29	GARY	W	14-4	127-94	7.0	Leonard White 22	Leonard White 12	Darren McLinton 14	3477
						Darren McLinton 22			
Jan 4	SASKATCHEWAN	W	15-4	120-101	7.0	Silas Mills 26	Leonard White 9	Darren McLinton 9	3333
Jan 5	ROCKFORD	L	15-5	104-111	1.5	Leonard White 22	Silas Mills 9	Darren McLinton 10	3599
						Darren McLinton 22			
Jan 8	GARY	W	16-5	112-108	5.5	Silas Mills 31	Carlos Strong 14	Leonard White 5	2954
								Ray Weathers 5	
Jan 10	GRAND RAPIDS	L	16-6	120-125	2.0	Silas Mills 26	Eric Coley 10	Ray Weathers 8	3012
Jan 12	FLINT	W	17-6	118-99	6.0	Carlos Strong 23	Carlos Strong 16	Darren McLinton 8	3860
Jan 14	GARY	W	18-6	109-108	5.0	Darren McLinton 31	Leonard White 13	Darren McLinton 6	4855
								Silas Mills 6	
Jan 17	GARY	W	19-6	141-120	6.0	Silas Mills 34	Leonard White 15	Randy Livingston 9	3389
Jan 19	Grand Rapids	L	19-7	103-114	2.0	Carlos Strong 22	Leonard White 10	Leonard White 5	2021
						Silas Mills 22		Randy Livingston 5	
Jan 20	Rockford	W	20-7	113-91	6.0	Leonard White 31	Silas Mills 10	Darren McLinton 9	2165
Jan 23	Saskatchewan	W	21-7	103-96	6.0	Darren McLinton 22	Carlos Strong 8	Darren McLinton 5	1742
Jan 25	Dakota	L	21-8	111-129	0.0	Darren McLinton 33	Carlos Strong 8	Randy Livingston 6	3576
							Silas Mills 8		
Jan 26	Dakota	L	21-9	87-110	1.0	Silas Mills 22	Tony Massop 14	David Harrison 5	5255
								Darren McLinton 5	
Jan 29	Fargo-Moorhead	L	21-10	91-97	1.0	Silas Mills 26	Eric Coley 11	Ray Weathers 9	3990
Feb 1	GRAND RAPIDS	W	22-10	96-93	5.0	Silas Mills 27	Kipp Christianson 13	Randy Livingston 8	3508
								Ray Weathers 8	
Feb 2	GRAND RAPIDS	W	23-10	115-105	6.0	Ray Weathers 41	Etdrick Bohannon 12	Darren McLinton 10	4224
Feb 7	SASKATCHEWAN	W	24-10	*110-108	5.0	David Harrison 29	Kipp Christianson 14	Randy Livingston 9	3236
Feb 9	FARGO-MOORHEAD	W	25-10	101-92	5.0	Silas Mills 26	Silas Mills 11	Randy Livingston 13	3776
						David Harrison 26			
Feb 11	Fargo-Moorhead	L	25-11	83-86	2.0	Silas Mills 30	Silas Mills 13	Randy Livingston 7	1301
Feb 12	FLINT	L	25-12	102-105	2.0	Mark Davis 34	Silas Mills 15	Randy Livingston 11	3170
Feb 15	GARY	W	26-12	112-101	5.5	Silas Mills 38	David Harrison 13	Randy Livingston 10	4143
Feb 17	GARY	W	27-12	99-94	4.0	Silas Mills 21	Eric Coley 14	Randy Livingston 11	3554
Feb 20	GRAND RAPIDS	L	27-13	105-111	2.0	Mark Davis 37	Mark Davis 11	Randy Livingston 10	3204
Feb 21	Grand Rapids	L	27-14	108-111	1.0	Mark Davis 22	Silas Mills 10	Randy Livingston 5	1754
Feb 23	Rockford	L	27-15	90-102	1.0	Silas Mills 27	Eric Coley 7	Randy Livingston 6	3117
Feb 24	Rockford	W	28-15	100-94	6.0	Silas Mills 36	Silas Mills 12	Randy Livingston 10	2501
Feb 26	GRAND RAPIDS	W	29-15	107-102	6.0	Randy Livingston 30	David Harrison 13	Randy Livingston 9	3094
Feb 28	GRAND RAPIDS	L	29-16	98-105	2.0	Mark Davis 37	Silas Mills 9	Randy Livingston 12	2976
Mar 2	ROCKFORD	L	29-17	95-121	0.5	Carl Thomas 26	Silas Mills 16	Edwin Daniels 7	4689
								Randy Livingston 7	
Mar 3	Grand Rapids	L	29-18	119-129	1.0	Silas Mills 37	Silas Mills 14	Randy Livingston 13	1871
Mar 9	Gary	L	29-19	91-102	1.0	Carl Thomas 19	Eric Taylor 25	Carl Thomas 6	1752
Mar 10	Rockford	W	30-19	116-113	5.0	David Harrison 27	Eric Taylor 17	David Harrison 7	1287
Mar 12	ROCKFORD	L	30-20	98-109	1.0	Carl Thomas 20	Eric Taylor 18	Carl Thomas 6	3435
Mar 14	Gary	L	30-21	103-107	2.0	David Harrison 27	Eric Taylor 12	Ricky Moore 5	1060
Mar 16	Rockford	L	30-22	94-98	1.0	Eric Taylor 27	Eric Taylor 10	Ricky Moore 9	3437
Mar 17	Rockford	W	31-22	101-90	5.5	Carl Thomas 26	Eric Taylor 17	Ricky Moore 10	3535
Mar 19	Flint	W	32-22	125-116	5.0	Carl Thomas 35	Eric Taylor 15	Carl Thomas 2	851
								Eric Coley 2	
								Ricky Moore 2	
Mar 21	GARY	W	33-22	115-99	5.0	Carl Thomas 22	Eric Taylor 13	Ricky Moore 8	3799
Mar 23	DAKOTA	L	33-23	87-94	1.0	Eric Taylor 19	Eric Taylor 14	Ricky Moore 7	4957

CAPS indicate home game

*indicates overtime

2001-02 Regular Season Statistics

	G	GS	MIN	FGM	FGA	Pct.	FTM	FTA	Pct.	3PM	3PA	Pct.	PTS	Avg.	OR	DR	REB	Avg.	AST	PF	TO	BS	ST
SIOUX FALLS																							
Silas Mills	47	47	1745	348	680	0.512	281	369	0.762	62	156	0.397	1039	22.1	125	256	381	8.1	140	157	153	31	76
Darren McLinton	34	34	1211	219	478	0.458	149	166	0.898	42	112	0.375	629	18.5	19	56	75	2.2	234	67	78	0	48
Leonard White	27	27	1037	189	367	0.515	106	133	0.797	0	12	0.000	484	17.9	82	174	256	9.5	77	98	72	19	72
Carl Thomas	19	9	631	129	244	0.529	63	76	0.829	3	17	0.176	324	17.1	41	54	95	5.0	58	47	42	14	31
Ray Weathers	30	19	924	192	396	0.485	85	119	0.714	37	89	0.416	506	16.9	33	56	89	3.0	119	62	66	4	29
Leon Smith	4	4	115	26	60	0.433	15	23	0.652	0	0	0.000	67	16.8	21	32	53	13.3	3	9	7	4	8
Eric Taylor	12	9	409	67	131	0.511	57	72	0.792	0	2	0.000	191	15.9	57	98	155	12.9	18	38	34	3	11
Mark Davis	16	4	403	96	214	0.449	51	74	0.689	7	29	0.241	250	15.6	26	66	92	5.8	32	53	54	9	22
(Total)	20	6	481	110	256	0.430	57	83	0.687	9	34	0.265	286	14.3	34	74	108	5.4	35	61	66	11	28
Ricky Moore	7	5	268	33	78	0.423	36	44	0.818	4	19	0.211	106	15.1	5	18	23	3.3	46	17	12	0	10
Muntrelle Dobbins	13	9	383	80	155	0.516	27	47	0.574	2	3	0.667	189	14.5	44	80	124	9.5	21	47	29	9	17
Henry James	10	9	237	45	118	0.381	9	11	0.818	31	72	0.431	130	13.0	2	19	21	2.1	5	22	4	3	2
(Total)	28	22	656	121	310	0.390	32	37	0.865	74	170	0.435	348	12.4	10	66	76	2.7	17	52	20	6	9
Carlos Strong	28	28	950	137	316	0.434	83	105	0.790	2	3	0.667	359	12.8	67	138	205	7.3	64	111	57	15	23
David Harrison	47	18	1145	194	460	0.422	89	105	0.848	50	179	0.279	527	11.2	82	91	173	3.7	85	88	69	17	63
(Total)	52	21	1247	214	501	0.427	93	110	0.845	51	188	0.271	572	11.0	91	103	194	3.7	94	93	74	19	73
Randy Livingston	29	13	899	95	269	0.353	81	89	0.910	28	111	0.252	299	10.3	22	98	120	4.1	201	68	75	5	48
(Total)	36	20	1195	128	361	0.355	101	114	0.886	44	168	0.262	401	11.1	29	122	151	4.2	259	97	102	7	60
Victor Page	3	0	71	9	27	0.333	8	16	0.500	3	9	0.333	29	9.7	2	6	8	2.7	7	7	3	0	0
Eric Coley	51	23	1377	156	348	0.448	43	62	0.694	24	78	0.308	379	7.4	87	191	278	5.5	89	184	83	46	74
Etdrick Bohannon	1	0	24	2	6	0.333	2	4	0.500	0	0	0.000	6	6.0	2	10	12	12.0	0	4	1	0	0
Nate Blessen	43	1	629	90	232	0.388	32	41	0.780	33	99	0.333	245	5.7	20	39	59	1.4	37	102	31	3	17
Kipp Christianson	17	15	329	34	76	0.447	20	42	0.476	0	0	0.000	88	5.2	52	47	99	5.8	4	55	11	8	9
Johnny Tyson	9	0	121	17	31	0.548	5	8	0.625	0	0	0.000	39	4.3	8	31	39	4.3	2	20	3	13	0
(Total)	40	28	928	143	319	0.448	46	76	0.605	0	1	0.000	332	8.3	75	187	262	6.6	19	82	72	78	13
Tony Massop	21	5	426	37	82	0.451	10	15	0.667	0	1	0.000	84	4.0	21	66	87	4.1	8	61	11	3	14
Livan Pyfrom	1	0	10	1	5	0.200	1	2	0.500	0	0	0.000	3	3.0	3	5	8	8.0	0	1	0	0	0
Jeff Rabey	5	1	43	2	9	0.222	3	4	0.750	0	0	0.000	7	1.4	8	7	15	3.0	0	12	3	0	0
(Total)	16	1	134	10	27	0.370	4	6	0.667	0	0	0.000	24	1.5	14	19	33	2.1	1	36	10	3	1
Edwin Daniels	10	0	88	4	26	0.154	0	2	0.000	2	15	0.133	10	1.0	0	8	8	0.8	12	7	11	0	5
Khari Jaxon	3	0	15	0	1	0.000	0	0	0.000	0	0	0.000	0	0.0	0	2	2	0.7	0	1	1	1	0
TOTALS	56		13490	2202	4809	0.458	1256	1629	0.771	330	1006	0.328	5990	107.0	829	1648	2477	44.2	1262	1338	910	207	579
OPPONENTS	56		13490	2217	4684	0.473	1172	1593	0.736	282	736	0.383	5888	105.1	806	1693	2499	44.6	1153	1372	1014	228	505

SIoux FALLS SKYFORCE

2002-03 Game-by-Game Results

Date	Opponent	W/L	Rec	Score	Pts	High Scorer	High Rebounder	Assist Leader	Att.
Nov 16	Gary	W	1-0	93-90	4.0	Marcus Taylor 21	Versile Shaw 7	Versile Shaw 5	4412
Nov 17	Rockford	L	1-1	105-128	1.0	Kelley McClure 31	Four with 7	Marcus Taylor 3 Kelley McClure 3	1832
Nov 19	Dakota	L	1-2	97-117	0.0	Kelley McClure 23 Korleone Young 23	Korleone Young 10	Kelley McClure 12	2599
Nov 21	DAKOTA	L	1-3	87-116	0.5	Korleone Young 19	Korleone Young 7	Kelley McClure 4	5291
Nov 23	DAKOTA	L	1-4	93-109	1.0	Kelley McClure 17 Korleone Young 17	Troy Brown 12	Marcus Taylor 3 Kelley McClure 3 Versile Shaw 3	3279
Nov 25	YAKIMA	W	2-4	90-77	6.0	Versile Shaw 21	Versile Shaw 12	B. Christiansen 5 Marcus Taylor 5	2648
Nov 27	Idaho	L	2-5	95-101	2.0	William Clay 23	Korleone Young 9	Five with 3	2914
Nov 29	Yakima	L	2-6	75-116	0.0	Korleone Young 20	Versile Shaw 10 Korleone Young 10	Five with 2	3450
Nov 30	Yakima	L	2-7	71-91	1.0	Korleone Young 16	Versile Shaw 12	Marcus Taylor 4	3368
Dec 3	IDAHO	L	2-8	93-98	1.0	William Clay 24	Versile Shaw 13	William Clay 5	3055
Dec 6	GRAND RAPIDS	L	2-9	92-107	1.5	Corsley Edwards 32	Corsley Edwards 18	William Clay 6	2918
Dec 7	ROCKFORD	W	3-9	117-111	5.0	William Clay 24 Corsley Edwards 24	Corsley Edwards 14	Kelley McClure 12	3144
Dec 11	Dakota	L	3-10	77-111	0.0	Corsley Edwards 17	Eric Coley 8 Versile Shaw 8	Kelley McClure 5	2492
Dec 17	Yakima	L	3-11	89-106	1.0	Kelley McClure 23	Lawrence Nelson 10	Kelley McClure 7	3006
Dec 19	Idaho	W	4-11	117-104	5.0	Randy Livingston 24 George Reese 24	Versile Shaw 15	Randy Livingston 12	1914
Dec 20	Idaho	L	4-12	91-98	2.0	Randy Livingston 23	Versile Shaw 9	Randy Livingston 10	2834
Dec 25	IDAHO	W	5-12	86-84	5.0	Kelley McClure 21	Randy Livingston 8 George Reese 8	Randy Livingston 9	3735
Dec 27	GRAND RAPIDS	W	6-12	110-99	6.0	Kelley McClure 41	Versile Shaw 14	Randy Livingston 16	3340
Dec 28	YAKIMA	W	7-12	86-78	5.0	Ray Weathers 17 Kelley McClure 17	Versile Shaw 17	Ray Weathers 5	3345
Dec 30	Idaho	W	8-12	92-90	5.0	William Clay 22	Versile Shaw 12	Ray Weathers 4	2874
Jan 2	Dakota	L	8-13	104-107	1.5	Corsley Edwards 22	Versile Shaw 12	Ray Weathers 5 William Clay 5	3029
Jan 3	Gary	L	8-14	94-102	2.0	Ray Weathers 28	Corsley Edwards 15	Ray Weathers 7	1471
Jan 5	Great Lakes	L	8-15	96-108	2.0	William Clay 25 Corsley Edwards 25	Corsley Edwards 7	Ray Weathers 6	1016
Jan 10	GREAT LAKES	L	8-16	97-114	1.0	Victor Thomas 40	Victor Thomas 10	William Clay 7	3265
Jan 11	GREAT LAKES	W	9-16	101-91	5.0	Corsley Edwards 27	Corsley Edwards 14 Versile Shaw 14	Randy Livingston 7	3856
Jan 17	YAKIMA	L	9-17	100-105	2.0	Corsley Edwards 18 Victor Thomas 18	Corsley Edwards 10	Victor Thomas 4	3142
Jan 18	DAKOTA	L	9-18	114-115	2.0	Kelley McClure 27 Victor Thomas 27	Three with 7	Randy Livingston 8	3749
Jan 20	Great Lakes	L	9-19	*107-114	1.5	Victor Thomas 28	Lawrence Nelson 10	Kelley McClure 5	2216
Jan 21	Grand Rapids	L	9-20	114-126	1.0	Kelley McClure 32	Mario Bennett 9	Randy Livingston 12	729
Jan 23	GARY	W	10-20	107-100	6.0	Victor Thomas 30	Versile Shaw 11	Randy Livingston 13	3082
Jan 25	Idaho	L	10-21	88-99	0.0	Kelley McClure 25	Three with 6	Kelley McClure 13	3418
Jan 27	Yakima	L	10-22	92-120	0.0	Corsley Edwards 20	Corsley Edwards 12	Kelley McClure 4	2797
Jan 29	Yakima	L	10-23	88-109	0.0	Victor Thomas 20	Victor Thomas 11	Marcus Taylor 5 Kelley McClure 5	3048
Feb 3	Dakota	L	10-24	89-115	1.5	Corsley Edwards 22	Versile Shaw 9	Kelley McClure 12	3892
Feb 7	YAKIMA	L	10-25	95-114	1.5	Lawrence Nelson 21	Corsley Edwards 6 Victor Thomas 6	Kelley McClure 8	3252
Feb 8	YAKIMA	W	11-25	96-90	5.0	Kelley McClure 23	Victor Thomas 14	Victor Thomas 4	4183
Feb 14	GARY	W	12-25	110-109	5.0	Lawrence Nelson 21	Versile Shaw 11	Kelley McClure 9	3028
Feb 16	IDAHO	W	13-25	123-115	6.0	Kelley McClure 26	Eric Coley 9	Kelley McClure 10	3803
Feb 18	IDAHO	W	14-25	115-110	5.0	Victor Thomas 24	Victor Thomas 10	Kelley McClure 9	2949
Feb 20	DAKOTA	L	14-26	107-128	1.0	Kelley McClure 23	Eric Coley 7	Kelley McClure 6	2998
Feb 22	DAKOTA	W	15-26	114-107	6.0	Victor Thomas 28	Victor Thomas 9 Eric Coley 9	Kelley McClure 7	4768
Feb 23	Dakota	L	15-27	101-114	0.5	Victor Thomas 20 Doug Overton 20	Lawrence Nelson 7	Doug Overton 5 Marcus Taylor 5	3101
Feb 26	IDAHO	L	15-28	120-124	1.0	Victor Thomas 36	Victor Thomas 12	Kelley McClure 10	3317
Feb 28	Dakota	L	15-29	96-142	0.0	Doug Overton 21	Versile Shaw 4 Corsley Edwards 4	Kelley McClure 4	3217
Mar 2	ROCKFORD	W	16-29	121-120	5.5	Corsley Edwards 21 Doug Overton 21	Corsley Edwards 11 Versile Shaw 11	Kelley McClure 11	3648
Mar 4	YAKIMA	W	17-29	132-106	5.0	Kelley McClure 21	Versile Shaw 8	Victor Thomas 9 Kelley McClure 9	3827
Mar 6	Rockford	L	17-30	100-144	0.0	Kelley McClure 24	Versile Shaw 12	Doug Overton 6	3516
Mar 8	Grand Rapids	L	17-31	104-141	1.5	Kelley McClure 20 Lawrence Nelson 20	Lawrence Nelson 8	Kelley McClure 9	2098

CAPS indicate home game
*indicates overtime

2002-03 Regular Season Statistics

	G	GS	MIN	FGM	FGA	Pct.	FTM	FTA	Pct.	3PM	3PA	Pct.	PTS	Avg.	OR	DR	REB	Avg.	AST	PF	TO	BS	ST
SIOUX FALLS																							
Victor Thomas	25	17	850	179	312	0.574	151	201	0.751	0	3	0.000	509	20.4	62	106	168	6.7	65	62	58	20	33
(Total)	46	18	1222	268	456	0.588	209	284	0.736	0	4	0.000	745	16.2	86	149	235	5.1	81	94	81	37	38
Kelley McClure	40	38	1425	236	500	0.472	224	251	0.892	66	186	0.355	762	19.1	26	65	91	2.3	237	109	122	3	68
Ray Weathers	6	2	210	42	87	0.483	17	27	0.630	6	18	0.333	107	17.8	3	16	19	3.2	27	22	34	0	6
Korleone Young	10	10	316	68	131	0.519	19	28	0.679	0	4	0.000	155	15.5	18	52	70	7.0	15	38	44	14	10
Corsley Edwards	37	27	924	195	417	0.468	129	170	0.759	0	11	0.000	519	14.0	98	137	235	6.4	37	127	79	29	22
(Total)	43	31	1070	228	487	0.468	144	199	0.724	0	12	0.000	600	14.0	116	168	284	6.6	44	144	92	33	25
Randy Livingston	12	10	494	57	149	0.383	42	48	0.875	12	34	0.353	168	14.0	9	55	64	5.3	98	43	40	4	26
Doug Overton	20	16	665	101	220	0.459	46	49	0.939	12	34	0.353	260	13.0	11	55	66	3.3	83	40	53	1	21
Versile Shaw	46	28	1466	221	475	0.465	59	84	0.702	12	41	0.293	513	11.2	154	213	367	8.0	72	108	66	33	66
George Reese	15	8	347	63	146	0.432	19	32	0.594	0	4	0.000	145	9.7	14	49	63	4.2	21	46	23	6	9
William Clay	35	13	945	129	317	0.407	59	79	0.747	20	80	0.250	337	9.6	26	82	108	3.1	79	54	50	0	30
Lawrence Nelson	39	15	937	138	247	0.559	80	163	0.491	0	1	0.000	356	9.1	67	133	200	5.1	58	133	95	41	23
James Penny	9	0	156	29	53	0.547	14	19	0.737	1	1	1.000	73	8.1	16	20	36	4.0	10	26	18	7	2
Marcus Taylor	38	12	835	119	274	0.434	55	68	0.809	10	30	0.333	303	8.0	29	54	83	2.2	98	61	66	1	17
Henry James	13	3	178	28	84	0.333	16	17	0.941	21	58	0.362	93	7.2	5	12	17	1.3	6	16	6	1	2
Troy Brown	9	7	214	22	51	0.431	19	24	0.792	0	0	0.000	63	7.0	14	47	61	6.8	10	28	18	4	3
Patrick Doctor	4	1	76	10	29	0.345	7	10	0.700	0	0	0.000	27	6.8	15	12	27	6.8	3	6	11	1	4
Eric Coley	37	22	932	101	229	0.441	16	25	0.640	17	48	0.354	235	6.4	49	131	180	4.9	75	145	57	27	55
(Total)	43	28	1064	113	264	0.428	20	33	0.606	17	51	0.333	263	6.1	57	145	202	4.7	88	164	64	29	60
Mario Bennett	4	0	71	11	27	0.407	2	2	1.000	0	0	0.000	24	6.0	14	14	28	7.0	3	7	9	4	1
Artie Griffin	10	7	213	21	50	0.420	6	6	1.000	11	24	0.458	59	5.9	0	15	15	1.5	14	16	18	0	6
Bryan Christiansen	10	3	223	18	71	0.254	11	13	0.846	6	15	0.400	53	5.3	8	21	29	2.9	16	17	19	1	8
Ted Allen	6	1	68	10	26	0.385	0	0	0.000	0	0	0.000	20	3.3	6	11	17	2.8	2	13	10	3	3
TOTALS	48		11545	1798	3895	0.462	991	1316	0.753	194	592	0.328	4781	99.6	644	1300	1944	40.5	1029	1117	896	200	415
OPPONENTS	48		11545	1970	4022	0.490	979	1278	0.766	301	789	0.381	5220	108.8	702	1415	2117	44.1	1205	1139	837	223	497

	-- SINGLE-GAME HIGHS --							----- AVERAGE PER GAME -----						
	MIN	REB	AST	ST	TO	BL	PTS	MIN	REB	AST	STL	TO	BLK	PTS
SIOUX FALLS														
Victor Thomas	46	14	9	4	8	4	40	34.0	6.7	2.6	1.3	2.3	0.8	20.4
Kelley McClure	48	6	13	6	8	1	41	35.6	2.3	5.9	1.7	3.1	0.1	19.1
Corsley Edwards	40	18	4	3	5	5	32	25.0	6.4	1.0	0.6	2.1	0.8	14.0
Doug Overton	47	8	7	3	6	1	21	33.3	3.3	4.2	1.1	2.7	0.1	13.0
Versile Shaw	48	17	5	6	7	3	21	31.9	8.0	1.6	1.4	1.4	0.7	11.2
Lawrence Nelson	38	12	3	2	7	4	21	24.0	5.1	1.5	0.6	2.4	1.1	9.1
Marcus Taylor	46	7	9	2	7	1	21	22.0	2.2	2.6	0.4	1.7	0.0	8.0
Henry James	24	5	2	1	1	1	15	13.7	1.3	0.5	0.2	0.5	0.1	7.2
Eric Coley	44	9	6	5	5	3	18	25.2	4.9	2.0	1.5	1.5	0.7	6.4
Others	48	13	16	5	10	3	28	25.6	4.1	2.3	0.8	2.3	0.3	9.5
TEAM	265	66	36	16	36	11	132	240.5	40.5	21.4	8.6	18.7	4.2	99.6
OPPONENTS	265	63	45	24	28	13	144	240.5	44.1	25.1	10.4	17.4	4.6	108.8

SIOUX FALLS SKYFORCE

2003-04 Game-by-Game Results

Date	Opponent	W/L	Rec	Score	Pts	High Scorer	High Rebounder	Assist Leader	Att.
Nov 14	Dakota	L	0-1	90-104	1.0	Roy Tarpley 21	Roy Tarpley 14	Silas Mills 9	3628
Nov 15	DAKOTA	L	0-2	104-105	2.5	Silas Mills 26	Roy Tarpley 12	David Jackson 7 Silas Mills 7	5354
Nov 21	GREAT LAKES	W	1-2	*107-104	5.0	Silas Mills 23 Leonard White 23	Johnny Tyson 13	David Jackson 8	2935
Nov 23	GREAT LAKES	L	1-3	89-95	2.0	David Jackson 19	Leonard White 11	Marlon Parmer 5 David Jackson 5	2626
Nov 25	Yakima	L	1-4	89-101	0.5	Silas Mills 27	Roy Tarpley 9 Silas Mills 9	Ricky Moore 6	1850
Nov 28	Idaho	L	1-5	*118-124	1.5	Silas Mills 36	Leonard White 10	Ricky Moore 8	1824
Nov 29	Idaho	L	1-6	102-107	2.0	Silas Mills 22	Leonard White 12	Darrin Hancock 6	1805
Dec 2	DAKOTA	W	2-6	108-105	5.0	Silas Mills 30	Roy Tarpley 13	Silas Mills 7	3963
Dec 7	Dakota	L	2-7	117-127	2.0	Silas Mills 27	James Head 6 Roy Tarpley 6 Darrin Hancock 6	Ricky Moore 7 Darrin Hancock 7	2584
Dec 12	ROCKFORD	W	3-7	116-108	6.0	Silas Mills 36	Roy Tarpley 12	Darrin Hancock 5	2771
Dec 13	ROCKFORD	L	3-8	97-118	1.0	Silas Mills 28	Roy Tarpley 12	Marlon Parmer 8	3003
Dec 14	Dakota	W	4-8	112-110	5.0	Leonard White 29	Leonard White 15	Ricky Moore 5 Marlon Parmer 5	2751
Dec 19	GARY	L	4-9	*124-127	2.0	David Jackson 28	Roy Tarpley 15	Michael Hawkins 8	2755
Dec 21	Rockford	L	4-10	96-118	1.0	Silas Mills 22	Roy Tarpley 10	Darrick Martin 7	1496
Dec 23	Rockford	W	5-10	122-110	6.0	Damian Owens 23 Leonard White 23	James Head 11	David Jackson 6	2127
Dec 25	YAKIMA	W	6-10	127-113	6.0	Damian Owens 35	Darrick Martin 7	Darrick Martin 12	4097
Dec 29	IDAHO	W	7-10	125-117	6.0	Darrick Martin 29	James Head 13	Darrin Hancock 7	2898
Jan 2	Gary	L	7-11	*132-134	2.0	James Head 27	Darrin Hancock 7	Darrick Martin 11	1779
Jan 3	Great Lakes	W	8-11	104-102	5.0	James Head 25	Leonard White 14	Michael Hawkins 6	471
Jan 6	Dakota	L	8-12	92-112	2.0	Leonard White 29	Leonard White 14	Darrick Martin 7	2328
Jan 7	YAKIMA	W	9-12	119-90	7.0	Darrick Martin 25	Leonard White 12	Darrick Martin 9	2675
Jan 9	YAKIMA	W	10-12	127-103	6.0	David Jackson 29	Leonard White 8	Darrick Martin 16	3958
Jan 13	ROCKFORD	W	11-12	119-115	6.0	Leonard White 34	Leonard White 17	David Jackson 7	2609
Jan 15	ROCKFORD	W	12-12	113-97	6.0	Leonard White 28	Leonard White 17	Damian Owens 5 Michael Hawkins 5 David Jackson 5	2807
Jan 16	Gary	W	13-12	97-92	6.0	Darrick Martin 19	Leonard White 9 James Head 9	Darrick Martin 8	1997
Jan 17	Gary	L	13-13	110-114	2.5	James Head 29	Darrin Hancock 15	Darrin Hancock 7	3407
Jan 23	IDAHO	W	14-13	112-105	5.0	Leonard White 31	Leonard White 13	Darrick Martin 14	3330
Jan 24	IDAHO	L	14-14	114-125	2.0	Darrin Hancock 26	Leonard White 9	Darrick Martin 10	4371
Jan 27	Great Lakes	L	14-15	125-126	2.0	Leonard White 24	Leonard White 12	Darrick Martin 9	52
Jan 28	Rockford	L	14-16	112-121	1.0	David Jackson 32	Leonard White 12	Darrin Hancock 9	2503
Jan 30	Idaho	L	14-17	113-123	2.0	David Jackson 37	Leonard White 15	Michael Hawkins 12	3817
Jan 31	Yakima	W	15-17	117-106	5.0	David Jackson 31	Leonard White 14	David Jackson 10	1958
Feb 3	Yakima	W	16-17	123-115	5.5	Leonard White 29	Leonard White 16	Marlon Parmer 9	2055
Feb 6	YAKIMA	W	17-17	115-108	6.0	Leonard White 37	Leonard White 11	Michael Hawkins 7	3943
Feb 7	YAKIMA	L	17-18	109-112	1.5	Leonard White 27	Mario Bennett 9	Michael Hawkins 10	5680
Feb 10	Dakota	L	17-19	114-120	1.0	Leonard White 34	Leonard White 8	Marlon Parmer 7	2845
Feb 12	Great Lakes	W	18-19	117-115	5.5	Leonard White 27	Leonard White 11	Marlon Parmer 9	930
Feb 13	Great Lakes	W	19-19	119-108	5.0	Leonard White 26	Leonard White 15	Marlon Parmer 5 Michael Hawkins 5	1185
Feb 14	Gary	L	19-20	*124-126	1.0	David Jackson 29	Torraye Braggs 12	Darrin Hancock 10	2062
Feb 17	IDAHO	L	19-21	123-131	1.5	Leonard White 36	Torraye Braggs 10	Michael Hawkins 12	3038
Feb 19	DAKOTA	W	20-21	119-118	6.0	David Jackson 41	Torraye Braggs 9	David Jackson 7	3043
Feb 22	IDAHO	L	20-22	106-121	1.5	Torraye Braggs 20	Torraye Braggs 17	Darrick Martin 5 Torraye Braggs 5	3312
Feb 23	GARY	L	20-23	97-100	2.0	Torraye Braggs 26	Torraye Braggs 15	Darrick Martin 5 Michael Hawkins 5	2894
Feb 25	Yakima	W	21-23	102-94	5.5	Torraye Braggs 25	Torraye Braggs 14	Darrick Martin 8	2037
Feb 27	Idaho	L	21-24	110-114	1.5	Torraye Braggs 26	Torraye Braggs 18	David Jackson 7	5427
Mar 2	GARY	L	21-25	112-128	0.5	Darrick Martin 23	Leonard White 12	Darrick Martin 10	3441
Mar 4	DAKOTA	W	22-25	105-95	6.0	David Jackson 24	Torraye Braggs 11	Darrick Martin 12	3904
Mar 6	GREAT LAKES	W	23-25	126-116	5.5	Leonard White 35	Leonard White 16	David Jackson 8 Darrick Martin 8	5094

CAPS indicate home game

*indicates overtime

2003-04 Regular Season Statistics

	G	GS	MIN	FGM	FGA	Pct.	FTM	FTA	Pct.	3PM	3PA	Pct.	PTS	Avg.	OR	DR	REB	Avg.	AST	PF	TO	BS	ST
SIOUX FALLS	14	13	563	94	184	0.511	124	149	0.832	29	61	0.475	341	24.4	24	52	76	5.4	54	59	61	10	26
Silas Mills	46	44	1773	367	669	0.549	193	248	0.778	0	6	0.000	927	20.2	169	301	470	10.2	94	199	132	43	97
Leonard White	12	8	416	91	177	0.514	53	69	0.768	0	0	0.000	235	19.6	40	103	143	11.9	42	61	49	3	16
Torrave Braggs	22	16	750	151	304	0.497	94	121	0.777	0	0	0.000	396	18.0	65	163	228	10.4	71	105	97	5	28
(Total)	48	40	1695	354	727	0.487	95	106	0.896	135	302	0.447	938	19.5	31	120	151	3.1	205	138	109	7	53
David Jackson	24	21	953	145	341	0.425	98	108	0.907	48	127	0.378	436	18.2	5	75	80	3.3	188	66	72	0	46
Darrick Martin	27	21	1028	155	371	0.418	109	121	0.901	51	137	0.372	470	17.4	5	77	82	3.0	199	76	76	0	48
(Total)	16	13	435	106	181	0.586	40	51	0.784	0	0	0.000	252	15.8	53	104	157	9.8	13	64	47	15	15
Roy Tarpley	42	26	1137	202	376	0.537	128	159	0.805	16	51	0.314	548	13.0	82	166	248	5.9	58	112	75	29	32
James Head	49	32	1308	218	421	0.518	137	172	0.797	17	62	0.274	590	12.0	89	179	268	5.5	74	137	99	32	36
(Total)	45	43	1494	221	410	0.539	100	141	0.709	25	76	0.329	567	12.6	53	168	221	4.9	174	122	104	11	79
Darrin Hancock	26	0	645	132	264	0.500	57	86	0.663	4	15	0.267	325	12.5	32	56	88	3.4	54	46	44	9	16
Damian Owens	3	0	90	12	37	0.324	7	9	0.778	0	4	0.000	31	10.3	8	17	25	8.3	6	7	6	2	1
Cedric Ceballos	8	2	172	33	62	0.532	9	26	0.346	0	1	0.000	75	9.4	19	37	56	7.0	16	34	12	8	1
Mario Bennett	1	0	23	4	9	0.444	1	2	0.500	0	0	0.000	9	9.0	3	2	5	5.0	1	1	3	1	0
B.J. Tyler	32	15	845	107	213	0.502	32	37	0.865	26	63	0.413	272	8.5	23	56	79	2.5	152	70	74	2	30
Michael Hawkins	9	1	165	24	58	0.414	5	15	0.333	0	0	0.000	53	5.9	10	34	44	4.9	4	22	8	13	1
Johnny Tyson	39	4	538	61	136	0.449	56	79	0.709	6	10	0.600	184	4.7	14	37	51	1.3	115	65	63	2	15
Marlon Farmer	12	0	151	19	37	0.514	16	22	0.727	0	2	0.000	54	4.5	13	13	26	2.2	9	26	9	6	2
Claude Davis	10	2	158	15	32	0.469	13	16	0.813	0	1	0.000	43	4.3	16	32	48	4.8	4	22	6	11	3
Albert Burditt	2	0	25	3	7	0.429	2	2	1.000	0	2	0.000	8	4.0	0	0	0	0.0	2	1	2	0	2
Will Farley	5	0	66	7	18	0.389	2	3	0.667	2	4	0.500	18	3.6	2	6	8	1.6	8	6	5	1	3
Steven Hart	12	8	271	16	43	0.372	4	5	0.800	1	9	0.111	37	3.1	4	14	18	1.5	53	24	17	0	11
Ricky Moore	5	0	42	4	9	0.444	2	4	0.500	0	0	0.000	10	2.0	4	6	10	2.0	3	6	4	0	0
Rich King	4	0	38	3	12	0.250	1	2	0.500	0	1	0.000	7	1.8	1	2	3	0.8	2	3	2	0	2
Steve Woodberry	48		11695	2020	4002	0.505	1038	1339	0.775	292	735	0.397	5370	111.9	606	1401	2007	41.8	1257	1154	904	173	451
TOTALS	48		11695	2062	4167	0.495	967	1287	0.751	288	808	0.356	5379	112.1	668	1356	2024	42.2	1181	1227	806	163	517
OPPONENTS																							

	-- SINGLE-GAME HIGHS --							----- AVERAGE PER GAME -----						
	MIN	REB	AST	ST	TO	BL	PTS	MIN	REB	AST	STL	TO	BLK	PTS
SIOUX FALLS	53	17	6	9	8	4	37	38.5	10.2	2.0	2.1	2.9	0.9	20.2
Leonard White	44	18	9	4	9	1	26	34.7	11.9	3.5	1.3	4.1	0.3	19.6
Torrave Braggs	51	7	10	4	6	1	41	35.3	3.1	4.3	1.1	2.3	0.1	19.5
David Jackson	50	7	16	5	6	0	29	39.7	3.3	7.8	1.9	3.0	0.0	18.2
Darrick Martin	46	13	5	6	6	3	29	27.1	5.9	1.4	0.8	1.8	0.7	13.0
James Head	52	15	10	4	6	2	26	33.2	4.9	3.9	1.8	2.3	0.2	12.6
Darrin Hancock	45	9	6	3	7	2	35	24.8	3.4	2.1	0.6	1.7	0.3	12.5
Damian Owens	33	5	9	3	8	1	15	13.8	1.3	2.9	0.4	1.6	0.1	4.7
Marlon Farmer	22	5	2	1	2	3	16	12.6	2.2	0.8	0.2	0.8	0.5	4.5
Claude Davis	31	12	2	1	2	3	9	15.8	4.8	0.4	0.3	0.6	1.1	4.3
Albert Burditt	51	15	12	7	10	5	36	24.6	4.3	2.8	0.8	2.2	0.5	10.0
Others														
TEAM	290	56	40	18	33	11	132	243.6	41.8	26.2	9.4	18.8	3.6	111.9
OPPONENTS	290	55	34	18	26	9	134	243.6	42.2	24.6	10.8	16.8	3.4	112.1

SIoux FALLS SKYFORCE

2004-05 Game-by-Game Results

Date	Opponent	W/L	Rec	Score	Pts	High Scorer	High Rebounder	Assist Leader	Att.
Nov 19	Dakota	W	1-0	107-95	6.0	Alpha Bangura 26	Corsley Edwards 11	David Bailey 7	4157
Nov 20	DAKOTA	W	2-0	110-100	6.0	John Thomas 21	John Thomas 15	Randy Livingston 9	5337
Nov 23	ROCKFORD	W	3-0	141-110	6.5	Randy Livingston 21			
Nov 26	YAKIMA	W	4-0	114-95	6.0	Alpha Bangura 24	Corsley Edwards 14	Randy Livingston 17	2698
						Corsley Edwards 26	John Thomas 12	Randy Livingston 9	3294
Nov 28	MICHIGAN	W	5-0	89-85	5.5	Alpha Bangura 17	John Thomas 17	Randy Livingston 6	2550
Dec 1	Idaho	L	5-1	113-118	1.5	Alpha Bangura 26	Albert Burditt 12	Randy Livingston 5	2412
Dec 3	Yakima	W	6-1	*107-103	4.5	John Thomas 27	Rich Melzer 13	Randy Livingston 8	3326
Dec 5	IDAHO	W	7-1	94-82	6.5	DeSean Hadley 22	John Thomas 11	David Bailey 6	2939
							DeSean Hadley 11		
Dec 8	Great Lakes	W	8-1	125-105	6.0	DeSean Hadley 32	Alpha Bangura 11	Randy Livingston 11	502
Dec 9	Rockford	L	8-2	103-111	2.0	Alpha Bangura 21	John Thomas 16	Randy Livingston 11	1237
Dec 11	Michigan	W	9-2	100-87	5.5	DeSean Hadley 30	John Thomas 9	Randy Livingston 7	2121
Dec 15	Dakota	L	9-3	109-113	2.0	Randy Livingston 24	John Thomas 11	David Bailey 8	2697
Dec 18	Idaho	L	9-4	96-98	2.0	DeSean Hadley 25	John Thomas 11	Randy Livingston 7	2444
Dec 19	Yakima	W	10-4	85-74	5.0	Alpha Bangura 29	John Thomas 12	Alpha Bangura 4	2807
							David Bailey 4		
							John Thomas 4		
Dec 22	Yakima	W	11-4	96-91	5.0	John Thomas 28	Albert Burditt 9	Randy Livingston 7	2731
Dec 23	Idaho	W	12-4	110-103	6.0	Randy Livingston 22	Randy Livingston 11	Randy Livingston 4	2552
							Alpha Bangura 4		
Dec 25	IDAHO	L	12-5	93-123	0.0	DeSean Hadley 25	Rich Melzer 10	Randy Livingston 6	4544
							DeSean Hadley 10		
Dec 29	DAKOTA	W	13-5	104-95	5.5	DeSean Hadley 23	John Thomas 10	DeSean Hadley 6	
Dec 31	Dakota	W	14-5	111-107	6.0	Alpha Bangura 34	John Thomas 14	Randy Livingston 14	3381
Jan 6	Gary	L	14-6	74-104	0.5	Alpha Bangura 24	Rich Melzer 11	Randy Livingston 4	4650
Jan 7	Michigan	W	15-6	100-98	5.0	Alpha Bangura 26	DeSean Hadley 10	DeSean Hadley 3	1213
Jan 8	Great Lakes	L	15-7	108-111	1.0	DeSean Hadley 25	Donnell Harvey 11	Randy Livingston 13	1652
Jan 11	GREAT LAKES	L	15-8	113-116	2.0	Alpha Bangura 26	Donnell Harvey 12	Randy Livingston 15	1508
Jan 12	GREAT LAKES	L	15-9	98-118	1.0	Alpha Bangura 24	Rich Melzer 8	Randy Livingston 15	3804
Jan 14	DAKOTA	L	15-10	104-114	2.0	Alpha Bangura 31	Courtney James 12	David Bailey 6	2658
Jan 15	YAKIMA	W	16-10	95-93	5.5	Courtney James 28	DeSean Hadley 12	David Bailey 8	3446
Jan 21	MICHIGAN	W	17-10	109-99	6.0	Donnell Harvey 26	Donnell Harvey 12	David Bailey 10	3450
Jan 22	IDAHO	W	18-10	101-96	5.5	Rich Melzer 16	Donnell Harvey 16	Randy Livingston 15	3072
							Courtney James 16	David Bailey 8	4848
							David Bailey 16		
							Donnell Harvey 16		
Jan 28	Yakima	L	18-11	89-99	1.0	David Jackson 27	Courtney James 9	David Jackson 7	3185
							Donnell Harvey 9		
Jan 29	Yakima	L	18-12	*133-141	2.0	David Bailey 27	Donnell Harvey 19	DeSean Hadley 6	3084
Jan 31	Idaho	W	19-12	116-115	4.5	David Jackson 34	Randy Livingston 16	Randy Livingston 11	1883
Feb 2	Dakota	L	19-13	102-119	1.0	Courtney James 35	Courtney James 11	Randy Livingston 8	2699
Feb 4	YAKIMA	L	19-14	92-114	1.5	David Jackson 24	Jerome Beasley 15	Randy Livingston 9	3026
Feb 5	YAKIMA	W	20-14	102-99	4.5	David Jackson 18	Jerome Beasley 6	Courtney James 6	3744
							Rich Melzer 6	Randy Livingston 6	
							Courtney James 6		
							Randy Livingston 6		
Feb 12	Rockford	L	20-15	98-103	1.0	David Jackson 29	DeSean Hadley 15	Randy Livingston 9	2816
Feb 13	Gary	W	21-15	91-85	5.5	DeSean Hadley 21	Jerome Beasley 10	Randy Livingston 10	1244
Feb 15	Yakima	W	22-15	102-97	5.0	Jerome Beasley 19	Corsley Edwards 12	Randy Livingston 13	2516
Feb 16	Idaho	L	22-16	116-130	0.5	David Jackson 25	David Jackson 5	Randy Livingston 9	2761
							DeSean Hadley 5		
Feb 18	DAKOTA	W	23-16	128-121	5.5	Corsley Edwards 28	Corsley Edwards 18	Randy Livingston 12	3501
							DeSean Hadley 28		
Feb 19	YAKIMA	W	24-16	105-84	6.0	Randy Livingston 22	Corsley Edwards 9	Randy Livingston 15	3524
							Jerome Beasley 9		
Feb 23	IDAHO	W	25-16	118-112	5.0	David Jackson 25	Jerome Beasley 15	Randy Livingston 15	2932
Feb 25	IDAHO	W	26-16	119-112	6.0	Jerome Beasley 33	Jerome Beasley 11	Randy Livingston 8	3161
							Courtney James 11	David Jackson 8	
Feb 26	GARY	W	27-16	107-102	5.0	Jerome Beasley 26	Jerome Beasley 11	Randy Livingston 8	4263
Mar 2	Dakota	L	27-17	96-97	3.0	Jerome Beasley 24	Jerome Beasley 9	DeSean Hadley 11	2826
Mar 3	DAKOTA	W	28-17	131-106	6.0	David Jackson 27	Courtney James 16	David Bailey 7	2906
Mar 5	ROCKFORD	W	29-17	127-119	5.5	David Jackson 30	Corsley Edwards 15	David Bailey 14	3952
Mar 7	DAKOTA	W	30-17	120-117	5.0	Corsley Edwards 27	Jerome Beasley 13	David Bailey 10	3075
Mar 8	GARY	W	31-17	115-112	4.5	David Jackson 20	Corsley Edwards 10	David Bailey 12	3501

CAPS indicate home game
 *indicates overtime

2004-05 Regular Season Statistics

	G	GS	MIN	FGM	FGA	Pct.	FTM	FTA	Pct.	3PM	3PA	Pct.	PTS	Avg.	OR	DR	REB	Avg.	AST	PF	TO	BS	ST	
SIOUX FALLS																								
Alpha Bangura	26	26	915	209	402	0.520	125	174	0.718	2	12	0.167	545	21.0	41	88	129	5.0	50	70	51	7	29	
Corsley Edwards	16	4	425	95	171	0.556	97	124	0.782	0	0	0.000	287	17.9	48	110	158	9.9	18	56	35	10	11	
Jerome Beasley	16	14	512	120	214	0.561	45	62	0.726	0	3	0.000	285	17.8	34	113	147	9.2	11	56	22	3	18	
David Jackson	29	27	1039	177	419	0.422	72	86	0.837	68	164	0.415	494	17.0	16	89	105	3.6	119	65	68	1	23	
DeSean Hadley	48	44	1719	252	581	0.434	245	285	0.860	63	166	0.380	812	16.9	59	226	285	5.9	162	150	100	13	78	
John Thomas	20	19	707	123	220	0.559	80	109	0.734	0	1	0.000	326	16.3	56	145	201	10.1	37	73	55	14	17	
Donnell Harvey	13	11	406	63	134	0.470	51	71	0.718	0	0	0.000	177	13.6	33	96	129	9.9	14	56	36	4	17	
Randy Livingston	40	39	1464	167	408	0.409	156	187	0.834	37	123	0.301	527	13.2	34	168	202	5.1	336	134	129	8	82	
Brandon Williams	16	1	405	71	166	0.428	54	94	0.574	13	31	0.419	209	13.1	30	42	72	4.5	28	40	30	2	20	
Courtney James	26	21	815	125	231	0.541	68	122	0.557	0	1	0.000	318	12.2	76	126	202	7.8	46	86	51	23	27	
David Bailey	46	9	1191	151	370	0.408	138	165	0.836	7	33	0.212	447	9.7	43	88	131	2.8	206	156	116	3	56	
Rich Melzer	47	8	1015	167	388	0.430	53	81	0.654	35	88	0.398	422	9.0	75	135	210	4.5	38	125	61	24	38	
Lawrence Nelson	24	15	442	55	85	0.647	20	61	0.328	0	0	0.000	130	5.4	27	42	69	2.9	10	78	30	27	9	
Albert Burditt	16	0	291	24	46	0.522	12	22	0.545	0	0	0.000	60	3.8	24	56	80	5.0	3	47	17	13	6	
Kelly Wise	2	1	16	3	4	0.750	0	0	0.000	0	0	0.000	6	3.0	0	0	0	0.0	1	1	0	1	0	
Tim Frost	11	0	76	14	25	0.560	0	0	0.000	0	0	0.000	28	2.5	7	19	26	2.4	2	12	1	1	3	
Damon Jackson	11	0	88	9	27	0.333	2	2	1.000	4	14	0.286	24	2.2	1	6	7	0.6	2	5	5	0	0	
Michael Watson	3	1	26	3	6	0.500	0	0	0.000	0	2	0.000	6	2.0	0	4	4	1.3	5	4	1	1	1	
Denver TenBroek	3	0	24	2	6	0.333	1	2	0.500	0	3	0.000	5	1.7	1	5	6	2.0	2	2	0	1	2	
Jason Keep	5	0	44	3	9	0.333	2	2	1.000	0	0	0.000	8	1.6	6	11	17	3.4	0	3	2	1	2	
TOTALS	48		11620	1833	3912	0.469	1221	1649	0.740	229	641	0.357	5116	106.6	611	1569	2180	45.4	1090	1219	810	157	439	
OPPONENTS	48		11620	1888	4123	0.458	1004	1387	0.724	248	802	0.309	5028	104.8	671	1512	2183	45.5	1085	1326	779	249	426	

	-- SINGLE-GAME HIGHS --							----- AVERAGE PER GAME -----						
	MIN	REB	AST	ST	TO	BL	PTS	MIN	REB	AST	STL	TO	BLK	PTS
SIOUX FALLS														
Corsley Edwards	35	18	3	2	5	2	28	26.6	9.9	1.1	0.7	2.2	0.6	17.9
Jerome Beasley	43	15	2	3	4	1	33	32.0	9.2	0.7	1.1	1.4	0.2	17.8
David Jackson	47	8	9	2	6	1	34	35.8	3.6	4.1	0.8	2.3	0.0	17.0
DeSean Hadley	51	15	11	5	5	2	32	35.8	5.9	3.4	1.6	2.1	0.3	16.9
Randy Livingston	49	16	17	6	8	2	24	36.6	5.1	8.4	2.1	3.2	0.2	13.2
Brandon Williams	34	9	3	4	4	1	21	25.3	4.5	1.8	1.3	1.9	0.1	13.1
David Bailey	48	7	14	4	7	1	27	25.9	2.8	4.5	1.2	2.5	0.1	9.7
Rich Melzer	44	14	3	3	6	3	23	21.6	4.5	0.8	0.8	1.3	0.5	9.0
Michael Watson	15	2	3	1	1	1	6	8.7	1.3	1.7	0.3	0.3	0.3	2.0
Others	54	19	6	4	7	3	35	24.4	5.5	1.1	0.7	1.6	0.6	10.4
TEAM	315	62	35	15	30	9	141	242.1	45.4	22.7	9.1	16.9	3.3	106.6
OPPONENTS	315	66	36	15	24	12	141	242.1	45.5	22.6	8.9	16.2	5.2	104.8

SIOUX FALLS SKYFORCE

2005-06 Game-by-Game Results

Date	Opponent	W/L	Rec	Score	Pts	High Scorer	High Rebounder	Assist Leader	Att.
Nov 19	DAKOTA	W	1-0	116-104	5.0	Brandon Hunter 22	Brandon Hunter 11	Stephen Graham 6	5914
Nov 22	Rockford	L	1-1	127-133	1.0	Brandon Hunter 28	Brandon Hunter 15	Jemeil Rich 12	1325
Nov 25	YAKAMA	L	1-2	121-128	1.0	Brandon Hunter 38	Brandon Hunter 12	Jemeil Rich 8	2875
Nov 26	YAKAMA	W	2-2	114-111	6.0	Brandon Hunter 24 Stephen Graham 24	Brandon Hunter 16	Jemeil Rich 13	3078
Nov 29	Yakama	W	3-2	122-102	7.0	Stephen Graham 24	Stephen Graham 11	Jemeil Rich 17	2956
Nov 30	Idaho	L	3-3	99-103	2.0	Brandon Hunter 18 Renaldo Major 18	Brandon Hunter 12	Renaldo Major 6	2082
Dec 2	Idaho	W	4-3	94-92	6.0	Noel Felix 18	Brandon Hunter 8	Jemeil Rich 14	2305
Dec 8	ALBANY	W	5-3	118-104	6.0	Brandon Hunter 33	Brandon Hunter 12	Jemeil Rich 15	2528
Dec 9	ALBANY	W	6-3	*100-96	5.0	Renaldo Major 21 Brandon Hunter 21 Noel Felix 21	Renaldo Major 10 Brandon Hunter 10	Jemeil Rich 13	2933
Dec 10	Dakota	L	6-4	*102-110	2.5	Brandon Hunter 25	Brandon Hunter 18	Jemeil Rich 12	2904
Dec 12	Dakota	L	6-5	94-101	1.0	Rodney Buford 25	Brandon Hunter 14	Jemeil Rich 8	3896
Dec 16	IDAHO	W	7-5	105-103	5.0	Rodney Buford 31	Brandon Hunter 10	Renaldo Major 8	2670
Dec 17	IDAHO	W	8-5	108-96	6.0	Rodney Buford 24	Noel Felix 9	Jemeil Rich 16	3486
Dec 19	Albany	L	8-6	93-100	1.0	Noel Felix 19 Renaldo Major 19	Noel Felix 11	Quannas White 9	1640
Dec 20	Albany	W	9-6	101-87	6.0	Brandon Hunter 30	Brandon Hunter 16	Jemeil Rich 9	1452
Dec 21	Michigan	L	9-7	82-86	1.5	Renaldo Major 24	Renaldo Major 8	Renaldo Major 5	700
Dec 23	Gary	L	9-8	77-85	1.0	Brandon Hunter 21	Brandon Hunter 12	Jemeil Rich 9	2054
Dec 25	DAKOTA	W	10-8	95-85	5.0	Rodney Buford 17 Renaldo Major 17	Brandon Hunter 15	Jemeil Rich 8	4518
Dec 27	Dakota	L	10-9	96-107	1.0	Rodney Buford 28	Rodney Buford 8	Quannas White 7	2713
Dec 28	Dakota	L	10-10	86-87	2.0	Brandon Hunter 19	Joe Dabbert 9	Jemeil Rich 4 Rodney Buford 4	2708
Dec 29	IDAHO	W	11-10	*108-104	5.5	Rodney Buford 30	Brandon Hunter 17	Jemeil Rich 8	2861
Jan 2	IDAHO	W	12-10	112-108	4.5	Stephen Graham 37	Stephen Graham 13	Corey Williams 4 Quannas White 4 Stephen Graham 4	2795
Jan 3	YAKAMA	L	12-11	105-118	1.0	Brandon Hunter 23	Brandon Hunter 16	Corey Williams 8	2887
Jan 5	YAKAMA	W	13-11	109-105	6.0	Stephen Graham 26	Brandon Hunter 18	Corey Williams 8 Stephen Graham 8	2785
Jan 6	DAKOTA	W	14-11	113-92	7.0	Stephen Graham 24	Brandon Hunter 14	Corey Williams 10	3172
Jan 10	Yakama	L	14-12	108-122	1.0	Corey Williams 22	Joe Dabbert 10	Corey Williams 10	4137
Jan 11	Idaho	L	14-13	106-113	2.0	Noel Felix 18	Corey Williams 8	Corey Williams 11	1385
Jan 13	GARY	W	15-13	109-104	5.5	Stephen Graham 24	Renaldo Major 12 Noel Felix 12	Renaldo Major 9	4054
Jan 20	Dakota	L	15-14	102-106	2.0	Geno Carlisle 22	Noel Felix 13	Billy Thomas 8	2908
Jan 21	Dakota	W	16-14	118-98	6.0	Mark Sanford 25	Noel Felix 11	Corey Williams 14	3044
Jan 25	Rockford	L	16-15	120-128	1.0	Jermaine Walker 24	Chris Owens 6 Noel Felix 6	Geno Carlisle 8 Jermaine Walker 8	1809
Jan 26	Michigan	W	17-15	119-104	6.0	Billy Thomas 21	Noel Felix 10	Corey Williams 7	523
Jan 28	Gary	W	18-15	106-100	5.0	Geno Carlisle 20	Chris Owens 9	Corey Williams 9	2320
Feb 2	YAKAMA	W	19-15	119-95	6.0	Billy Thomas 25	Chris Owens 8 Corey Williams 8	Corey Williams 13	2843
Feb 4	YAKAMA	L	19-16	110-120	1.0	Noel Felix 26	Chris Owens 15	Corey Williams 11	4838
Feb 10	ROCKFORD	W	20-16	120-119	5.0	Geno Carlisle 22	Chris Owens 11	Corey Williams 18	3122
Feb 11	ROCKFORD	W	21-16	129-117	6.0	Billy Thomas 29	Joe Dabbert 12 Corey Williams 6	Geno Carlisle 6 Corey Williams 6	3683
Feb 16	DAKOTA	W	22-16	101-83	6.5	Noel Felix 22	Corey Williams 9	Corey Williams 10	3617
Feb 17	DAKOTA	W	23-16	97-91	5.0	Geno Carlisle 27	Noel Felix 9	Billy Thomas 8	4256
Feb 22	GARY	W	24-16	*128-122	5.0	Noel Felix 39	Chris Owens 10	Corey Williams 19	2997
Feb 24	Idaho	W	25-16	97-91	5.5	Geno Carlisle 24	Chris Owens 11	Corey Williams 10	2605
Feb 25	Yakama	W	26-16	97-90	5.0	Jermaine Walker 23	Chris Owens 14	Corey Williams 13	4148
Feb 27	Yakama	W	27-16	100-92	5.5	Noel Felix 21 Jermaine Walker 21	Noel Felix 16	Corey Williams 13	3891
Mar 3	IDAHO	W	28-16	122-108	6.0	Corey Williams 33	Chris Owens 15	Corey Williams 21	4008
Mar 4	MICHIGAN	W	29-16	114-87	6.5	Jermaine Walker 27	Joe Dabbert 12	Corey Williams 10	5503
Mar 6	MICHIGAN	W	30-16	119-96	5.5	Jermaine Walker 27	Corey Williams 10	Corey Williams 14	3336
Mar 11	Idaho	L	30-17	101-114	1.0	Mark Sanford 26	Joe Dabbert 11	Geno Carlisle 4	3812
Mar 12	Yakama	L	30-18	93-104	1.0	Jermaine Walker 18	Corey Williams 9 Shawn Daniels 9	Corey Williams 8	4390

CAPS indicate home game
*indicates overtime

2005-06 Regular Season Statistics

	G	GS	MIN	FGM	FGA	Pct.	FTM	FTA	Pct.	3PM	3PA	Pct.	PTS	Avg.	OR	DR	REB	Avg.	AST	PF	TO	BS	ST	
SIOUX FALLS																								
Brandon Hunter	25	25	916	202	344	0.587	144	225	0.640	1	1	1.000	549	22.0	82	219	301	12.0	41	77	78	22	20	
Stephen Graham	16	15	554	118	204	0.578	87	101	0.861	13	21	0.619	336	21.0	16	72	88	5.5	69	44	41	2	17	
Jermaine Walker	18	16	663	119	273	0.436	81	92	0.880	23	69	0.333	342	19.0	7	65	72	4.0	47	25	48	5	20	
Rodney Buford	22	22	762	144	373	0.386	84	94	0.894	26	88	0.295	398	18.1	14	91	105	4.8	55	50	42	3	23	
Billy Thomas	10	10	393	57	125	0.456	23	32	0.719	28	65	0.431	165	16.5	2	41	43	4.3	45	23	15	4	19	
(Total)	31	28	1128	166	399	0.416	82	97	0.845	78	209	0.373	492	15.9	17	94	111	3.6	116	63	46	10	50	
Noel Felix	41	39	1322	259	476	0.544	126	154	0.818	0	2	0.000	644	15.7	87	200	287	7.0	69	164	102	80	34	
Chris Owens	16	10	503	84	167	0.503	78	95	0.821	0	0	0.000	246	15.4	44	104	148	9.3	26	68	33	30	17	
Geno Carlisle	17	5	507	96	198	0.485	37	50	0.740	32	78	0.410	261	15.4	7	39	46	2.7	64	22	24	2	18	
(Total)	36	7	903	150	345	0.435	74	97	0.763	52	145	0.359	426	11.8	13	63	76	2.1	114	41	39	7	29	
Mark Sanford	24	20	747	150	313	0.479	52	75	0.693	7	22	0.318	359	15.0	40	93	133	5.5	37	69	48	18	22	
Corey Williams	27	25	910	145	268	0.541	91	122	0.746	2	11	0.182	383	14.2	36	120	156	5.8	264	89	107	1	54	
Renaldo Major	32	20	1033	139	263	0.529	105	138	0.761	0	7	0.000	383	12.0	56	100	156	4.9	93	80	44	15	25	
Jemell Rich	21	19	669	74	172	0.430	37	46	0.804	2	7	0.286	187	8.9	13	58	71	3.4	185	61	55	0	46	
Joe Dabbert	47	8	910	148	287	0.516	74	112	0.661	6	16	0.375	376	8.0	85	140	225	4.8	25	162	62	51	19	
Eric Sandrin	10	1	151	20	49	0.408	12	16	0.750	5	12	0.417	57	5.7	8	15	23	2.3	9	32	11	6	1	
Alfred Neale	27	0	480	54	118	0.458	25	37	0.676	6	23	0.261	139	5.1	16	68	84	3.1	28	50	21	6	13	
Kevin Melson	8	0	121	14	31	0.452	11	12	0.917	2	9	0.222	41	5.1	7	6	13	1.6	5	7	9	2	2	
Shawn Daniels	4	2	110	9	17	0.529	1	4	0.250	0	0	0.000	19	4.8	7	17	24	6.0	7	11	4	2	6	
Quannas White	12	3	264	19	51	0.373	12	22	0.545	2	8	0.250	52	4.3	3	13	16	1.3	48	39	14	0	12	
Josh Mueller	12	0	138	14	35	0.400	12	15	0.800	10	23	0.435	50	4.2	2	14	16	1.3	21	33	15	0	13	
A.J. Diggs	10	0	138	13	32	0.406	13	20	0.650	0	1	0.000	39	3.9	4	15	19	1.9	22	22	10	0	13	
Steve Castleberry	20	0	182	29	39	0.744	9	15	0.600	0	0	0.000	67	3.4	21	32	53	2.7	4	16	11	4	2	
Mike Mackell	10	0	100	10	30	0.333	8	8	1.000	0	0	0.000	28	2.8	9	11	20	2.0	3	13	5	1	0	
James Wright	5	0	47	5	12	0.417	0	0	0.000	1	2	0.500	11	2.2	0	1	1	0.2	6	1	6	0	1	
TOTALS	48		11620	1922	3877	0.496	1122	1485	0.756	166	465	0.357	5132	106.9	566	1534	2100	43.8	1173	1158	805	254	397	
OPPONENTS	48		11620	1866	4185	0.446	932	1275	0.731	287	825	0.348	4951	103.1	701	1387	2088	43.5	1087	1243	753	191	455	

	-- SINGLE-GAME HIGHS --							----- AVERAGE PER GAME -----						
	MIN	REB	AST	ST	TO	BL	PTS	MIN	REB	AST	STL	TO	BLK	PTS
SIOUX FALLS														
Jermaine Walker	50	9	8	3	6	1	27	36.8	4.0	2.6	1.1	2.7	0.3	19.0
Geno Carlisle	46	6	8	4	3	1	27	29.8	2.7	3.8	1.1	1.4	0.1	15.4
Mark Sanford	45	13	4	4	6	3	27	31.1	5.5	1.5	0.9	2.0	0.8	15.0
Corey Williams	46	14	21	6	9	1	33	33.7	5.8	9.8	2.0	4.0	0.0	14.2
Joe Dabbert	40	12	4	4	4	4	21	19.4	4.8	0.5	0.4	1.3	1.1	8.0
Eric Sandrin	24	6	3	1	3	2	16	15.1	2.3	0.9	0.1	1.1	0.6	5.7
Shawn Daniels	44	9	3	3	3	2	8	27.5	6.0	1.8	1.5	1.0	0.5	4.8
A.J. Diggs	26	4	9	5	4	0	17	13.8	1.9	2.2	1.3	1.0	0.0	3.9
Steve Castleberry	25	9	2	1	2	2	17	9.1	2.7	0.2	0.1	0.6	0.2	3.4
Others	48	18	17	5	7	5	39	28.4	5.2	2.7	0.9	1.9	0.6	12.6
TEAM	265	62	38	16	28	13	129	242.1	43.8	24.4	8.3	16.8	5.3	106.9
OPPONENTS	265	64	38	18	25	8	133	242.1	43.5	22.6	9.5	15.7	4.0	103.1

SIoux FALLS SKYFORCE

2006-07 Game-by-Game Recap

Date	Opponent	W/L	Rec	Score	High Scorer	High Rebounder	Assist Leader	Att.
Nov 24	DAKOTA	L	0-1	104-114	Frank Williams 32	Jared Reiner 15	DeSean Hadley 7	5774
Nov 25	Dakota	L	0-2	87-89	Andre Brown 23	Andre Brown 10	DeSean Hadley 6	3656
Nov 30	IDAHO	W	1-2	98-97	Andre Brown 20	Andre Brown 8	Frank Williams 6	3137
Dec 1	IDAHO	W	2-2	100-94	Andre Brown 22	Andre Brown 13	DeSean Hadley 4	3167
Dec 3	Bakersfield	L	2-3	86-87	Andre Brown 19	Andre Brown 10	Frank Williams 4	1576
Dec 4	Los Angeles	L	2-4	87-94	Elton Nesbitt 20	Luke Whitehead 10	Frank Williams 5	0
Dec 6	Los Angeles	W	3-4	98-90	Frank Williams 25	Andre Brown 10	Frank Williams 10	0
Dec 14	ARKANSAS	W	4-4	105-93	Andre Brown 26	Andre Brown 11	Frank Williams 8	2901
Dec 15	ARKANSAS	W	5-4	100-93	Andre Brown 34	Andre Brown 17	Elton Nesbitt 5	3273
Dec 17	Austin	W	6-4	99-94	Andre Brown 29	Andre Brown 13	Frank Williams 6	1974
Dec 19	Fort Worth	L	6-5	106-117	Frank Williams 27	Andre Brown 14	Vincent Grier 6	2782
Dec 22	AUSTIN	W	7-5	106-100	Andre Brown 28	Andre Brown 14	Elton Nesbitt 7	3377
Dec 23	Dakota	W	8-5	101-100	Andre Brown 24	Andre Brown 14	Elton Nesbitt 6	2777
Dec 25	COLORADO	W	9-5	120-110	Jared Reiner 27	Jared Reiner 11	Vincent Grier 7	4693
							Jeff Varem 7	
Dec 28	Austin	L	9-6	86-94	Andre Brown 21	Andre Brown 10	DeSean Hadley 1	1760
							Andre Brown 1	
Dec 29	ALBUQUERQUE	L	9-7	104-111	Andre Brown 22	Jeff Varem 10	Frank Williams 5	4013
Jan 5	Tulsa	W	10-7	123-112	Frank Williams 30	Jared Reiner 11	Frank Williams 7	1243
Jan 6	TULSA	L	10-8	115-119	Vincent Grier 29	Vincent Grier 9	Corey Williams 10	3867
Jan 12	ARKANSAS	W	11-8	104-98	Vincent Grier 23	Jared Reiner 10	Frank Williams 6	3969
Jan 13	Idaho	L	11-9	101-107	Stephen Graham 25	Vincent Grier 12	Jeff Varem 3	2675
							Corey Williams 3	
							Jared Reiner 3	
							Stephen Graham 3	
							Vincent Grier 3	
Jan 15	Austin	W	12-9	101-81	Amir Johnson 23	Jared Reiner 8	Vincent Grier 4	0
						Amir Johnson 8		
Jan 17	FORT WORTH	W	13-9	117-107	Jared Reiner 21	Vincent Grier 10	Corey Williams 7	0
Jan 19	Arkansas	W	14-9	127-105	Amir Johnson 22	Jared Reiner 10	Vincent Grier 6	0
Jan 20	Arkansas	W	15-9	118-88	Vincent Grier 31	Amir Johnson 7	Corey Williams 6	3918
Jan 26	Tulsa	L	15-10	90-98	Corey Williams 29	Jared Reiner 23	Frank Williams 3	1159
							Stephen Graham 3	
Jan 27	Tulsa	L	15-11	*123-126	Frank Williams 37	Jared Reiner 12	Frank Williams 7	2103
Feb 2	ANAHEIM	L	15-12	93-110	Stephen Graham 20	Jared Reiner 10	Stephen Graham 8	3643
Feb 3	ANAHEIM	L	15-13	84-90	Jared Reiner 21	Jared Reiner 16	Frank Williams 11	5282
Feb 9	LOS ANGELES	L	15-14	94-104	Frank Williams 30	Eddy Fobbs 12	Stephen Graham 4	3763
Feb 10	LOS ANGELES	W	16-14	91-74	Stephen Graham 25	Jeff Varem 10	Frank Williams 11	4333
Feb 13	AUSTIN	W	17-14	94-85	Frank Williams 17	Eddy Fobbs 10	Frank Williams 7	3345
						Jeff Varem 17		
Feb 25	FORT WORTH	L	17-15	*106-109	Frank Williams 27	Stephen Graham 13	Frank Williams 9	3328
Feb 27	FORT WORTH	W	18-15	114-98	Amir Johnson 32	Amir Johnson 13	Will Blalock 7	3302
Mar 1	DAKOTA	W	19-15	102-95	Damone Brown 22	Eddy Fobbs 8	Will Blalock 6	3226
Mar 3	BAKERSFIELD	W	20-15	119-113	Frank Williams 30	Amir Johnson 11	Will Blalock 11	4060
Mar 4	Colorado	L	20-16	97-98	Stephen Graham 22	Jeff Varem 10	Will Blalock 8	2415
						Amir Johnson 10		
Mar 8	Albuquerque	W	21-16	111-96	Frank Williams 30	Eddy Fobbs 7	Elton Nesbitt 3	1674
						Damone Brown 7	Stephen Graham 3	
							Frank Williams 3	
Mar 9	Albuquerque	W	22-16	99-89	Frank Williams 19	Damone Brown 11	Damone Brown 3	1827
							Amir Johnson 3	
							Stephen Graham 3	
Mar 11	Bakersfield	W	23-16	106-98	Amir Johnson 24	Frank Williams 11	Elton Nesbitt 8	1069
Mar 13	Anaheim	W	24-16	109-97	Frank Williams 24	Amir Johnson 11	Frank Williams 6	0
					Amir Johnson 24			
Mar 18	AUSTIN	W	25-16	111-97	Amir Johnson 21	Amir Johnson 11	Frank Williams 8	3414
Mar 23	TULSA	W	26-16	115-105	Damone Brown 20	Frank Williams 9	Frank Williams 8	4201
Mar 24	TULSA	W	27-16	123-104	Amir Johnson 20	Amir Johnson 19	Will Blalock 7	5284
Mar 30	DAKOTA	L	27-17	102-103	Amir Johnson 34	Amir Johnson 14	Elton Nesbitt 6	4771
Mar 31	COLORADO	W	28-17	145-122	Stephen Graham 43	Amir Johnson 17	Will Blalock 11	4722
Apr 3	Idaho	L	28-18	97-105	Stephen Graham 20	Robert Hite 9	Will Blalock 4	1826
Apr 6	Arkansas	L	28-19	120-123	Stephen Graham 27	Damone Brown 14	Will Blalock 9	4080
Apr 7	Dakota	W	29-19	119-117	Robert Hite 28	Eddy Fobbs 11	Will Blalock 5	3064
Apr 13	Fort Worth	W	30-19	101-93	Damone Brown 31	Damone Brown 13	Will Blalock 6	0
Apr 14	Fort Worth	L	30-20	99-116	Robert Hite 20	Antonio Meeking 15	Stephen Graham 3	2121
							Damone Brown 3	
Apr 17	FORT WORTH	W	31-20	128-105	Stephen Graham 40	Antonio Meeking 11	Frank Williams 8	2871
Apr 21	Dakota	L	31-21	113-115	Frank Williams 30	Eddy Fobbs 9	Will Blalock 6	3826

CAPS indicate home game
 *indicates overtime

2006-07 Regular Season Statistics

	G	GS	MIN	FGM	FGA	Pct.	3PM	3PA	Pct.	FTM	FTA	Pct.	OR	DR	REB	Avg.	AST	PF	TO	BS	ST	PTS	Avg.	
SIOUX FALLS																								
Andre Brown	16	16	635	147	232	0.634	0	3	0.000	70	119	0.588	70	103	173	10.8	20	61	53	11	15	364	22.8	
Vincent Grier	17	16	638	120	234	0.513	4	10	0.400	88	126	0.698	31	69	100	5.9	64	50	42	3	22	332	19.5	
Amir Johnson	22	22	775	157	252	0.623	1	3	0.333	100	134	0.746	76	136	212	9.6	46	97	70	69	26	415	18.9	
Stephen Graham	32	31	1124	205	440	0.466	13	48	0.271	152	176	0.864	47	109	156	4.9	92	104	81	8	23	575	18.0	
Frank Williams	44	44	1525	214	550	0.389	122	327	0.373	144	171	0.842	25	148	173	3.9	206	82	104	16	78	694	15.8	
Damone Brown	25	25	829	136	293	0.464	13	48	0.271	92	124	0.742	56	118	174	7.0	50	68	68	30	22	377	15.1	
Robert Hite	19	0	464	97	207	0.469	31	71	0.437	50	66	0.758	21	52	73	3.8	34	28	23	3	20	275	14.5	
Jared Reiner	28	28	892	155	326	0.475	0	1	0.000	78	112	0.696	72	174	246	8.8	42	110	51	26	15	388	13.9	
Corey Williams	15	6	424	69	138	0.500	5	11	0.455	45	72	0.625	12	40	52	3.5	62	35	47	2	14	188	12.5	
Luke Whitehead	8	1	192	33	79	0.418	9	24	0.375	17	25	0.680	13	23	36	4.5	11	14	15	4	11	92	11.5	
Jeff Varem	37	21	1067	116	281	0.413	19	59	0.322	86	133	0.647	64	156	220	5.9	77	112	74	12	45	337	9.1	
Will Blalock	12	1	316	39	105	0.371	5	17	0.294	24	30	0.800	11	40	51	4.3	76	17	26	1	6	107	8.9	
Antonio Meeking	10	2	230	37	92	0.402	1	6	0.167	11	27	0.407	21	41	62	6.2	9	26	14	0	2	86	8.6	
Elton Nesbitt	38	6	620	101	239	0.423	42	109	0.385	51	62	0.823	11	56	67	1.8	90	64	55	3	25	295	7.8	
Eddy Fobbs	24	20	660	72	109	0.661	0	1	0.000	41	66	0.621	56	95	151	6.3	9	96	32	42	15	185	7.7	
(Total)	44	27	979	101	157	0.643	0	1	0.000	61	100	0.610	80	144	224	5.1	13	154	49	60	16	263	6.0	
Antywane Robinson	49	0	830	133	315	0.422	31	98	0.316	16	27	0.593	37	80	117	2.4	40	63	26	25	14	313	6.4	
Nigel Dixon	4	3	66	7	17	0.412	0	0	0.000	10	19	0.526	7	17	24	6.0	0	15	9	1	1	24	6.0	
Joe Dabbert	16	0	209	35	72	0.486	0	0	0.000	25	32	0.781	14	31	45	2.8	3	42	13	17	9	95	5.9	
DeSean Hadley	16	8	386	22	87	0.253	0	27	0.000	29	37	0.784	9	30	39	2.4	39	33	24	1	14	73	4.6	
Chris Rodgers	4	0	73	6	18	0.333	1	4	0.250	2	4	0.500	1	9	10	2.5	10	11	10	0	3	15	3.8	
Joseph Works	5	0	25	6	10	0.600	0	0	0.000	1	2	0.500	5	4	9	1.8	1	6	2	0	2	13	2.6	
Chad Bell	12	0	70	5	13	0.385	0	0	0.000	4	9	0.444	6	9	15	1.3	0	16	7	3	0	14	1.2	
TOTALS	50		12050	1912	4109	0.465	297	867	0.343	1136	1573	0.722	665	1540	2205	44.1	981	1150	846	277	382	5257	105.1	
OPPONENTS	50		12050	1906	4189	0.455	240	726	0.331	1007	1342	0.750	638	1496	2134	42.7	970	1267	867	235	403	5059	101.2	

	-- SINGLE-GAME HIGHS --							----- AVERAGE PER GAME -----						
	MIN	REB	AST	ST	TO	BL	PTS	MIN	REB	AST	STL	TO	BLK	PTS
SIOUX FALLS														
Stephen Graham	50	13	8	2	6	1	43	35.1	4.9	2.9	0.7	2.5	0.3	18.0
Frank Williams	48	11	11	5	8	3	37	34.7	3.9	4.7	1.8	2.4	0.4	15.8
Damone Brown	44	14	5	4	7	3	31	33.2	7.0	2.0	0.9	2.7	1.2	15.1
Robert Hite	32	10	5	5	4	1	28	24.4	3.8	1.8	1.1	1.2	0.2	14.5
Will Blalock	34	8	11	1	4	1	25	26.3	4.3	6.3	0.5	2.2	0.1	8.9
Antonio Meeking	33	15	2	1	2	0	15	23.0	6.2	0.9	0.2	1.4	0.0	8.6
Elton Nesbitt	35	6	8	4	5	1	30	16.3	1.8	2.4	0.7	1.4	0.1	7.8
Eddy Fobbs	42	12	2	3	4	5	15	27.5	6.3	0.4	0.6	1.3	1.8	7.7
Antywane Robinson	38	10	4	2	3	3	19	16.9	2.4	0.8	0.3	0.5	0.5	6.4
Others	48	23	10	5	7	7	34	27.3	5.9	1.9	0.9	2.1	0.7	11.8
TEAM	265	60	32	18	27	10	145	241.0	44.1	19.6	7.6	16.9	5.5	105.1
OPPONENTS	265	57	31	13	33	10	126	241.0	42.7	19.4	8.1	17.3	4.7	101.2

SIoux FALLS SKYFORCE

2007-08 Game-by-Game Recap

Date	Opponent	W/L	Rec	Score	High Scorer	High Rebounder	Assist Leader	Att.
Nov 24	TULSA	L	0-1	109-117	Nik Caner-Medley 30	Nik Caner-Medley 15	David Bailey 6	6051
Nov 30	Austin	L	0-2	109-114	Nik Caner-Medley 22	Nik Caner-Medley 11	Elton Nesbitt 5	2309
Dec 1	Rio Grande Valley	L	0-3	76-96	Nik Caner-Medley 23	Nik Caner-Medley 11	David Bailey 4	3977
Dec 4	Idaho	L	0-4	97-106	Damone Brown 18	Nik Caner-Medley 11	Elton Nesbitt 4 Michael Joiner 4 Carl Elliott 4	2139
Dec 7	IDAHO	W	1-4	*122-113	Nik Caner-Medley 26	Nik Caner-Medley 14	David Bailey 10	3393
Dec 9	DAKOTA	L	1-5	105-115	Elton Nesbitt 23	Kasib Powell 12	David Bailey 6	3059
Dec 14	Iowa	L	1-6	*114-117	Kasib Powell 22 Damone Brown 22	Damone Brown 11	David Bailey 6	3376
Dec 16	Dakota	W	2-6	96-90	Kasib Powell 29	Kasib Powell 11	Damone Brown 6 David Bailey 6	2527
Dec 21	RIO GRANDE VALLEY	W	3-6	114-110	Elton Nesbitt 26 Kasib Powell 26	Damone Brown 10	David Bailey 8	3478
Dec 22	LOS ANGELES	L	3-7	86-97	Carl Elliott 25	Jason Klotz 12	David Bailey 12	3724
Dec 25	FORT WAYNE	W	4-7	116-88	JC Mathis 29	JC Mathis 14	David Bailey 7	4236
Dec 27	Iowa	L	4-8	85-96	Michael Joiner 20	Jason Klotz 9	David Bailey 5	3045
Dec 28	COLORADO	W	5-8	112-108	Kasib Powell 28	Chris Alexander 9 Carl Elliott 9	Carl Elliott 6	3620
Dec 30	Fort Wayne	L	5-9	87-111	Michael Joiner 18 David Bailey 18	Jason Klotz 6 Kasib Powell 6	Elton Nesbitt 3	3266
Jan 3	Fort Wayne	L	5-10	92-100	Kasib Powell 20	Chris Alexander 9	Elton Nesbitt 2	3542
Jan 4	IOWA	W	6-10	96-94	David Bailey 23	Carl Elliott 8	David Bailey 6	3564
Jan 6	IOWA	W	7-10	85-80	Kasib Powell 22	Chris Alexander 10	David Bailey 6	3539
Jan 9	Dakota	L	7-11	88-99	Kasib Powell 20	Chris Alexander 7 Jason Klotz 7 Kasib Powell 7	Elton Nesbitt 4 David Bailey 4	2074
Jan 11	Bakersfield	W	8-11	103-102	Elton Nesbitt 23	Chris Alexander 8	Elton Nesbitt 11	5378
Jan 13	Los Angeles	L	8-12	94-98	Elton Nesbitt 30	Chris Alexander 10	David Bailey 7 Kasib Powell 7	0
Jan 14	Anaheim	L	8-13	94-99	Kasib Powell 19	Kasib Powell 10	David Bailey 8	0
Jan 16	AUSTIN	L	8-14	92-101	Kasib Powell 26	Chris Alexander 24	David Bailey 7	0
Jan 18	ALBUQUERQUE	W	9-14	104-95	Carl Elliott 27	Chris Alexander 12	Elton Nesbitt 6	3928
Jan 19	UTAH	W	10-14	94-90	Kasib Powell 26	Chris Alexander 15	David Bailey 3	3924
Jan 25	Utah	W	11-14	101-97	Elton Nesbitt 20	Jermareo Davidson 8 Chris Alexander 8	David Bailey 7	5594
Jan 26	Albuquerque	W	12-14	103-102	Kasib Powell 18	Chris Alexander 17	Carl Elliott 5 Elton Nesbitt 5 David Bailey 5	2277
Feb 1	FORT WAYNE	W	13-14	116-91	Jermareo Davidson 22	Chris Alexander 16	David Bailey 6	3737
Feb 2	FORT WAYNE	W	14-14	123-103	Carl Elliott 23	Chris Richard 12	David Bailey 7	4422
Feb 5	Fort Wayne	W	15-14	97-96	Jermareo Davidson 20	Chris Richard 12 Chris Alexander 12	David Bailey 5	0
Feb 7	Iowa	L	15-15	108-113	Carl Elliott 24	Jermareo Davidson 15	David Bailey 14	4188
Feb 10	Iowa	L	15-16	105-120	Carl Elliott 28	Chris Alexander 18	Carl Elliott 7	3075
Feb 14	DAKOTA	W	16-16	105-102	Carl Elliott 25	Chris Richard 13	Elton Nesbitt 8	3889
Feb 17	Dakota	W	17-16	112-100	Kasib Powell 25	David Bailey 7 Chris Alexander 7	David Bailey 9	3951
Feb 19	DAKOTA	W	18-16	97-95	Elton Nesbitt 21	Chris Alexander 11	Kasib Powell 8	3553
Feb 24	Iowa	W	19-16	130-116	Kasib Powell 37	Chris Alexander 16	Carl Elliott 9	3878
Feb 25	Dakota	W	20-16	117-108	Kasib Powell 26	Chris Alexander 10	Kasib Powell 9	2131
Feb 27	Dakota	L	20-17	106-116	Kasib Powell 28	Chris Alexander 13	David Bailey 5	2162
Mar 1	BAKERSFIELD	W	21-17	116-107	Kasib Powell 32	Chris Alexander 11	Kasib Powell 3 Elton Nesbitt 3 Carl Elliott 3	4876
Mar 2	Fort Wayne	L	21-18	99-115	Carl Elliott 27	Chris Alexander 16	Carl Elliott 4	3554
Mar 6	Fort Wayne	W	22-18	115-109	Kasib Powell 46	Chris Alexander 14	David Bailey 7	3693
Mar 8	Tulsa	L	22-19	104-107	David Bailey 41	Chris Alexander 19	Kasib Powell 5	0
Mar 11	IOWA	L	22-20	108-111	David Bailey 23	Chris Alexander 11	David Bailey 5	3586
Mar 16	ANAHEIM	W	23-20	127-116	Kasib Powell 35	Michael Joiner 8	Elton Nesbitt 9	3801
Mar 21	IOWA	W	24-20	125-119	Elton Nesbitt 27	Chris Alexander 16	David Bailey 9 Elton Nesbitt 9	3571
Mar 22	IOWA	W	25-20	114-96	Carl Elliott 29	Chris Alexander 13	David Bailey 9	4506
Mar 28	DAKOTA	W	26-20	124-115	David Bailey 29	Bobby Jones 9	Bobby Jones 5 Carl Elliott 5 David Bailey 5	3528
Mar 29	DAKOTA	W	27-20	105-103	Carl Elliott 22	Chris Alexander 19	David Bailey 5	4327
Apr 4	FORT WAYNE	L	27-21	106-110	David Bailey 22	Kasib Powell 11	Kasib Powell 4	5052
Apr 6	FORT WAYNE	W	28-21	125-90	Glen McGowan 25	Chris Alexander 9	Elton Nesbitt 8	4660
Apr 11	Colorado	L	28-22	94-110	Glen McGowan 23	Chris Alexander 17	Elton Nesbitt 6	2920

CAPS indicate home game

*indicates overtime

2007-08 Regular Season Statistics

	G	GS	MIN	FGM	FGA	Pct.	3PM	3PA	Pct.	FTM	FTA	Pct.	OR	DR	REB	Avg.	AST	PF	TO	BS	ST	PTS	Avg.	
SIOUX FALLS																								
Kasib Powell	40	38	1541	345	679	0.508	54	131	0.412	144	207	0.696	53	187	240	6.0	119	131	93	26	55	888	22.2	
Nik Caner-Medley	6	6	253	49	115	0.426	6	19	0.316	28	38	0.737	24	45	69	11.5	19	16	18	6	18	132	22.0	
Antywane Robinson	3	3	106	19	38	0.500	6	14	0.429	11	12	0.917	6	13	19	6.3	4	6	6	3	4	55	18.3	
Damone Brown	8	8	334	50	123	0.407	12	34	0.353	33	42	0.786	13	54	67	8.4	23	35	29	14	17	145	18.1	
Jermareo Davidson	6	4	187	43	90	0.478	0	2	0.000	22	30	0.733	14	45	59	9.8	5	20	11	6	8	108	18.0	
Glen McGowan	5	0	118	29	44	0.659	5	5	1.000	15	20	0.750	11	15	26	5.2	4	19	11	0	4	78	15.6	
(Total)	23	8	517	101	185	0.546	6	8	0.750	80	98	0.816	42	70	112	4.9	23	59	40	1	12	288	12.5	
Elton Nesbitt	49	30	1594	259	665	0.389	118	310	0.381	120	155	0.774	37	119	156	3.2	177	135	110	5	84	756	15.4	
David Bailey	47	44	1604	242	559	0.433	76	184	0.413	162	199	0.814	35	129	164	3.5	262	145	114	4	78	722	15.4	
Carl Elliott	50	23	1547	285	642	0.444	38	141	0.270	100	130	0.769	86	141	227	4.5	140	120	126	7	98	708	14.2	
Bobby Jones	5	2	140	24	53	0.453	2	9	0.222	12	15	0.800	10	18	28	5.6	12	22	14	5	3	62	12.4	
Chris Alexander	40	26	1289	163	321	0.508	0	0	0.000	136	191	0.712	219	230	449	11.2	37	159	92	80	18	462	11.6	
Michael Joiner	50	30	1465	211	486	0.434	53	160	0.331	40	54	0.741	63	156	219	4.4	50	161	51	27	31	515	10.3	
Chris Richard	6	2	170	26	57	0.456	0	0	0.000	9	23	0.391	25	44	69	11.5	4	25	12	5	4	61	10.2	
Jason Klotz	33	22	580	76	157	0.484	0	2	0.000	33	45	0.733	58	79	137	4.2	13	132	39	28	11	185	5.6	
Jahsha Bluntt	29	0	342	53	142	0.373	25	68	0.368	25	32	0.781	15	34	49	1.7	11	36	21	4	12	156	5.4	
(Total)	33	0	356	55	147	0.374	27	72	0.375	25	32	0.781	15	36	51	1.5	11	39	22	4	12	162	4.9	
JC Mathis	46	7	647	70	160	0.438	0	0	0.000	34	51	0.667	65	76	141	3.1	16	99	42	11	9	174	3.8	
Evan Burns	1	0	4	1	2	0.500	0	1	0.000	1	2	0.500	2	2	4	4.0	0	3	1	0	0	3	3.0	
Ronald Allen	16	0	126	15	38	0.395	0	2	0.000	10	14	0.714	3	18	21	1.3	1	24	10	6	3	40	2.5	
Milone Clark	1	0	3	1	1	1.000	0	0	0.000	0	0	0.000	0	1	1	1.0	0	3	0	0	0	2	2.0	
(Total)	5	0	35	6	11	0.545	1	2	0.500	2	2	1.000	1	6	7	1.4	2	11	6	0	0	15	3.0	
TOTALS	50		12050	1961	4372	0.449	395	1082	0.365	935	1260	0.742	739	1406	2145	42.9	897	1291	800	237	457	5252	105.0	
OPPONENTS	50		12050	1838	3935	0.467	246	732	0.336	1281	1685	0.760	597	1557	2154	43.1	928	1074	898	301	414	5203	104.1	

	-- SINGLE-GAME HIGHS --							----- AVERAGE PER GAME -----						
	MIN	REB	AST	ST	TO	BL	PTS	MIN	REB	AST	STL	TO	BLK	PTS
SIOUX FALLS														
Glen McGowan	30	7	2	3	6	0	25	23.6	5.2	0.8	0.8	2.2	0.0	15.6
Elton Nesbitt	46	6	11	6	7	2	30	32.5	3.2	3.6	1.7	2.2	0.1	15.4
David Bailey	48	8	14	5	7	1	41	34.1	3.5	5.6	1.7	2.4	0.1	15.4
Carl Elliott	45	13	9	5	5	1	29	30.9	4.5	2.8	2.0	2.5	0.1	14.2
Chris Alexander	43	24	4	2	5	5	22	32.2	11.2	0.9	0.5	2.3	2.0	11.6
Michael Joiner	42	9	4	2	4	3	30	29.3	4.4	1.0	0.6	1.0	0.5	10.3
Jahsha Bluntt	33	5	3	3	3	2	17	11.8	1.7	0.4	0.4	0.7	0.1	5.4
JC Mathis	38	14	3	2	4	1	29	14.1	3.1	0.3	0.2	0.9	0.2	3.8
Milone Clark	3	1	0	0	0	0	2	3.0	1.0	0.0	0.0	0.0	0.0	2.0
Others	53	15	9	6	7	4	46	27.8	5.8	1.6	1.0	1.9	0.8	13.5
TEAM	265	62	28	17	24	10	130	241.0	42.9	17.9	9.1	16.0	4.7	105.0
OPPONENTS	265	59	30	16	27	20	120	241.0	43.1	18.6	8.3	18.0	6.0	104.1

SIOUX FALLS SKYFORCE

2008-09 Game-by-Game Recap

Date	Opponent	W/L	Rec	Score	High Scorer	High Rebounder	Assist Leader	Att.
Nov 28	IOWA	L	0-1	101-113	Frank Williams 28	Chris Alexander 13	Frank Williams 5	5796
Nov 30	Fort Wayne	W	1-1	*119-117	Bobby Jones 28	Bobby Jones 14	Carl Elliott 7	1866
Dec 2	Fort Wayne	W	2-1	111-98	Carl Elliott 20	Michael Joiner 11	Frank Williams 7	2473
Dec 5	ERIE	W	3-1	92-67	Bobby Jones 26	Bobby Jones 15	Michael Joiner 3	3016
Dec 7	Dakota	W	4-1	109-103	Frank Williams 29	Chris Alexander 9	Carl Elliott 7	1974
Dec 9	Austin	L	4-2	91-117	Frank Williams 20	Chris Alexander 9	Gary Ervin 2 Frank Williams 2 Chris Alexander 2	1941
Dec 11	Rio Grande Valley	W	5-2	*121-118	Frank Williams 34	Bobby Jones 16	Frank Williams 5 Carl Elliott 5 Chris Alexander 5	3503
Dec 13	TULSA	W	6-2	* 99-91	Carl Elliott 23	Chris Alexander 14	Frank Williams 10	3665
Dec 17	Colorado	W	7-2	99-98	Gary Forbes 26	Milone Clark 10	Gary Ervin 4 Carl Elliott 4 Gary Forbes 4	943
Dec 19	LOS ANGELES	W	8-2	98-92	Frank Williams 22	Gary Forbes 7	Frank Williams 6	2761
Dec 20	RENO	W	9-2	120-115	Glen McGowan 24 Bobby Jones 24	Bobby Jones 9	Gary Forbes 5	2935
Dec 25	DAKOTA	L	9-3	103-105	Glen McGowan 19	Bobby Jones 7 Gary Forbes 7	Carl Elliott 8	3915
Dec 27	Idaho	L	9-4	83-100	Carl Elliott 19	Glen McGowan 10	Carl Elliott 2 Gary Forbes 2 Bobby Jones 2	2335
Jan 2	ERIE	L	9-5	81-87	Glen McGowan 27	Glen McGowan 11	Carl Elliott 6	3270
Jan 3	ERIE	W	10-5	110-92	Keith Brumbaugh 34	Glen McGowan 12	Gary Ervin 6	3863
Jan 5	Albuquerque	L	10-6	108-115	Gary Forbes 30	Glen McGowan 11	Gary Ervin 7	0
Jan 7	RIO GRANDE VALLEY	W	11-6	115-94	Carl Elliott 28	Glen McGowan 15	Bobby Jones 5	0
Jan 9	DAKOTA	L	11-7	107-113	Keith Brumbaugh 23	Glen McGowan 7 Bobby Jones 7	Carl Elliott 8	2969
Jan 10	DAKOTA	W	12-7	119-105	Bobby Jones 22	Bobby Jones 8	Bobby Jones 4	4167
Jan 13	UTAH	L	12-8	94-105	Gary Forbes 21	Glen McGowan 12	David Bailey 5	2460
Jan 15	FORT WAYNE	L	12-9	127-131	David Bailey 31	Bobby Jones 9	David Bailey 6	2541
Jan 16	FORT WAYNE	L	12-10	115-124	Glen McGowan 26	Glen McGowan 22	David Bailey 5	3020
Jan 22	Erie	W	13-10	101-86	Bobby Jones 21	Bobby Jones 8	Kasib Powell 6 David Bailey 6	2483
Jan 24	DAKOTA	L	13-11	91-106	Glen McGowan 16	Keith Brumbaugh 7	Frank Williams 5 Kasib Powell 5 Bobby Jones 5	4045
Jan 29	Iowa	L	13-12	102-108	Glen McGowan 22	Glen McGowan 10	Frank Williams 4 Bobby Jones 4	2368
Jan 31	Iowa	W	14-12	105-91	David Bailey 25	Chris Ellis 9 Bobby Jones 9	David Bailey 5	6484
Feb 5	Dakota	L	14-13	104-114	David Bailey 27	John Edwards 10	David Bailey 8	1969
Feb 6	FORT WAYNE	L	14-14	89-95	David Bailey 20	Bobby Jones 12	David Bailey 5	4320
Feb 8	Tulsa	W	15-14	111-102	Bobby Jones 28	Chris Ellis 11 John Edwards 11	Bobby Jones 7	2042
Feb 11	BAKERSFIELD	W	16-14	103-96	David Bailey 26	Chris Ellis 13	David Bailey 6	2807
Feb 17	Fort Wayne	W	17-14	*116-114	David Bailey 32	David Bailey 10 Bobby Jones 10	David Bailey 5	3064
Feb 19	Fort Wayne	L	17-15	90-99	Bobby Jones 24	John Edwards 15	Frank Williams 4 Bobby Jones 4	3150
Feb 21	ERIE	L	17-16	96-98	Bobby Jones 22	Bobby Jones 11	Frank Williams 5	4780
Feb 26	Iowa	W	18-16	117-109	Frank Williams 39	Chris Ellis 21	David Bailey 8	3481
Feb 28	COLORADO	W	19-16	120-100	David Bailey 31	Bobby Jones 13	David Bailey 7 Frank Williams 7	4860
Mar 3	IOWA	L	19-17	95-100	Kasib Powell 23	Chris Ellis 10	David Bailey 5	2455
Mar 5	IOWA	W	20-17	121-101	Frank Williams 32	Chris Ellis 14	David Bailey 10	2994
Mar 6	Erie	L	20-18	113-122	Frank Williams 23	Chris Ellis 11	David Bailey 4 Frank Williams 4	3580
Mar 8	Erie	L	20-19	88-96	Kasib Powell 20	Chris Ellis 17	Kasib Powell 4	1671
Mar 13	Reno	L	20-20	116-118	Frank Williams 31	Alexis Ajinca 6	Sean Singletary 7	3332
Mar 14	Utah	L	20-21	101-107	Sean Singletary 23 Frank Williams 23	Keith Brumbaugh 5 Bobby Jones 5 Chris Ellis 5	David Bailey 3 Frank Williams 3 Kasib Powell 3	3002
Mar 17	Los Angeles	W	21-21	92-89	Frank Williams 27	Alexis Ajinca 12	Sean Singletary 3 Bobby Jones 3	0
Mar 18	Anaheim	W	22-21	101-98	CJ Giles 23	Chris Ellis 14	Frank Williams 9	1549
Mar 21	Bakersfield	L	22-22	96-108	Kasib Powell 21	CJ Giles 6	Kasib Powell 5 David Bailey 5 Bobby Jones 5	3391
Mar 27	ALBUQUERQUE	W	23-22	108-95	Kasib Powell 26	Chris Ellis 12	Kasib Powell 9	3341
Mar 28	AUSTIN	W	24-22	98-87	Frank Williams 26	Bobby Jones 9	Kasib Powell 8	4405
Apr 4	IDAHO	L	24-23	94-106	Kasib Powell 24	Alexis Ajinca 6	Keith Brumbaugh 5	4500
Apr 5	Dakota	L	24-24	*123-134	Kasib Powell 34	Alexis Ajinca 11	Frank Williams 8	3541
Apr 10	Iowa	L	24-25	104-114	Kasib Powell 23	CJ Giles 7	Kasib Powell 5	4892
Apr 11	ANAHEIM	W	25-25	116-105	Keith Brumbaugh 19 Alexis Ajinca 19 Bobby Jones 19	Alexis Ajinca 15	Kasib Powell 9	4908

CAPS indicate home game
*indicates overtime

2008-09 Regular Season Statistics

	G	GS	MIN	FGM	FGA	Pct.	3PM	3PA	Pct.	FTM	FTA	Pct.	OR	DR	REB	Avg.	AST	PF	TO	BS	ST	PTS	Avg.	
SIOUX FALLS	20	15	655	146	300	0.487	27	82	0.329	52	76	0.684	17	63	80	4.0	82	48	34	9	30	371	18.6	
Kasib Powell	47	43	1732	244	690	0.354	117	360	0.325	209	245	0.853	25	115	140	3.0	168	94	109	22	67	814	17.3	
Frank Williams	23	19	808	132	264	0.500	15	48	0.313	103	146	0.705	51	130	181	7.9	33	86	55	12	14	382	16.6	
Glen McGowan	29	24	1046	170	379	0.449	47	125	0.376	94	127	0.740	40	78	118	4.1	140	86	93	3	47	481	16.6	
David Bailey	(Total)	37	24	1170	182	412	0.442	51	135	0.378	110	148	0.743	43	94	137	3.7	171	100	107	3	52	525	14.2
Gary Forbes	22	7	631	126	275	0.458	43	103	0.417	68	88	0.773	27	78	105	4.8	44	53	61	10	16	363	16.5	
Bobby Jones	49	46	1686	261	548	0.476	42	138	0.304	227	288	0.788	133	241	374	7.6	118	210	134	25	67	791	16.1	
Carl Elliott	19	19	666	121	270	0.448	17	53	0.321	44	64	0.688	13	52	65	3.4	82	62	58	1	50	303	15.9	
Sean Singletary	3	1	89	16	32	0.500	3	5	0.600	12	15	0.800	4	7	11	3.7	11	6	10	0	3	47	15.7	
Alexis Ajinca	11	0	251	48	101	0.475	0	3	0.000	35	44	0.795	26	49	75	6.8	4	41	28	20	9	131	11.9	
John Edwards	16	14	331	63	121	0.521	0	0	0.000	18	23	0.783	34	75	109	6.8	9	58	26	18	6	144	9.0	
CJ Giles	14	0	267	46	83	0.554	0	2	0.000	28	34	0.824	27	49	76	5.4	3	38	15	13	9	120	8.6	
(Total)	25	9	564	104	189	0.550	0	4	0.000	50	69	0.725	56	111	167	6.7	12	88	33	36	16	258	10.3	
Michael Joiner	34	26	1064	115	290	0.397	38	118	0.322	22	26	0.846	45	120	165	4.9	50	103	24	17	30	290	8.5	
Gary Ervin	18	1	330	63	124	0.508	3	19	0.158	23	34	0.676	22	18	40	2.2	38	26	20	0	19	152	8.4	
Keith Brumbaugh	49	7	927	161	330	0.488	36	96	0.375	48	65	0.738	53	118	171	3.5	36	148	75	20	43	406	8.3	
Chris Ellis	28	17	686	67	156	0.429	0	1	0.000	73	97	0.753	95	132	227	8.1	14	112	41	24	12	207	7.4	
(Total)	48	23	1070	110	270	0.407	0	2	0.000	121	156	0.776	142	188	330	6.9	35	173	77	32	24	341	7.1	
Chris Alexander	11	11	351	27	75	0.360	0	1	0.000	22	40	0.550	44	50	94	8.5	12	47	18	22	7	76	6.9	
Greg Stiemsma	1	0	14	1	3	0.333	0	0	0.000	4	4	1.000	2	4	6	6.0	0	2	0	1	0	6	6.0	
Milone Clark	19	0	349	39	92	0.424	1	4	0.250	9	13	0.692	20	41	61	3.2	18	28	24	2	14	88	4.6	
Brian Harper	8	0	70	13	26	0.500	1	4	0.250	1	4	0.250	6	7	13	1.6	1	14	5	2	2	28	3.5	
Elgrace Wilborn	8	0	98	8	16	0.500	0	0	0.000	3	9	0.333	7	9	16	2.0	1	19	7	6	0	19	2.4	
Justin Johnson	6	0	54	4	14	0.286	1	6	0.167	2	2	1.000	2	6	8	1.3	4	3	0	0	3	11	1.8	
Chris Childress	10	0	45	0	6	0.000	0	0	0.000	3	4	0.750	4	6	10	1.0	1	8	1	0	0	3	0.3	
TOTALS	50		12150	1871	4195	0.446	391	1168	0.335	1100	1448	0.760	697	1448	2145	42.9	869	1292	838	227	448	5233	104.7	
OPPONENTS	50		12150	1831	3971	0.461	310	837	0.370	1226	1620	0.757	597	1480	2077	41.5	1013	1164	874	213	415	5198	104.0	

	-- SINGLE-GAME HIGHS --							----- AVERAGE PER GAME -----						
	MIN	REB	AST	ST	TO	BL	PTS	MIN	REB	AST	STL	TO	BLK	PTS
SIOUX FALLS	45	9	9	4	3	2	34	32.8	4.0	4.1	1.5	1.7	0.5	18.6
Kasib Powell	52	7	10	3	7	2	39	36.9	3.0	3.6	1.4	2.3	0.5	17.3
Frank Williams	53	10	10	4	10	1	32	36.1	4.1	4.8	1.6	3.2	0.1	16.6
David Bailey	53	16	7	4	9	4	30	34.4	7.6	2.4	1.4	2.7	0.5	16.1
Bobby Jones	37	6	7	3	4	0	23	29.7	3.7	3.7	1.0	3.3	0.0	15.7
Sean Singletary	29	15	1	2	6	4	19	22.8	6.8	0.4	0.8	2.5	1.8	11.9
Alexis Ajinca	29	13	1	2	4	2	23	19.1	5.4	0.2	0.6	1.1	0.9	8.6
CJ Giles	43	11	5	4	3	2	20	31.3	4.9	1.5	0.9	0.7	0.5	8.5
Michael Joiner	36	9	5	5	6	4	34	18.9	3.5	0.7	0.9	1.5	0.4	8.3
Keith Brumbaugh	37	21	2	2	5	3	16	24.5	8.1	0.5	0.4	1.5	0.9	7.4
Chris Ellis	14	6	0	0	0	1	6	14.0	6.0	0.0	0.0	0.0	1.0	6.0
Greg Stiemsma	27	3	2	2	0	0	7	9.0	1.3	0.7	0.5	0.0	0.0	1.8
Justin Johnson	48	22	8	8	8	6	30	23.9	4.5	1.6	0.8	1.8	0.5	10.1
Others														
TEAM	290	56	26	17	27	10	127	243.0	42.9	17.4	9.0	16.8	4.5	104.7
OPPONENTS	290	60	32	19	29	12	134	243.0	41.5	20.3	8.3	17.5	4.3	104.0

SIOUX FALLS SKYFORCE

2009-10 Game-by-Game Recap

Date	Opponent	W/L	Rec	Score	High Scorer	High Rebounder	Assist Leader	Att.
Nov 27	MAINE	W	1-0	112-95	Reggie Williams 29	Keith Brumbaugh 8 Joe Krabbenhoft 8	Leemire Goldwire 5	4915
Nov 29	Dakota	L	1-1	74-91	Leemire Goldwire 16	Raymond Sykes 10	David Bailey 4 Reggie Williams 4	2400
Dec 4	ERIE	W	2-1	110-101	Reggie Williams 35	Greg Stiemsma 16	Leemire Goldwire 6	2612
Dec 5	ERIE	L	2-2	*107-109	Reggie Williams 33	Greg Stiemsma 11	David Bailey 10	3032
Dec 12	Fort Wayne	L	2-3	98-107	Reggie Williams 27	Greg Stiemsma 9	David Bailey 7	3301
Dec 13	Fort Wayne	W	3-3	110-100	Joe Krabbenhoft 28	Greg Stiemsma 8 Joe Krabbenhoft 8	David Bailey 8	3060
Dec 15	IOWA	W	4-3	109-99	David Bailey 25	Joe Krabbenhoft 13	David Bailey 6	4149
Dec 18	RENO	W	5-3	114-112	Michael Joiner 21	Joe Krabbenhoft 8	David Bailey 10	2499
Dec 19	Dakota	L	5-4	96-103	Keith Brumbaugh 21	Greg Stiemsma 9	David Bailey 7	3356
Dec 26	SPRINGFIELD	W	6-4	105-93	Reggie Williams 31	Greg Stiemsma 14	David Bailey 10	2530
Dec 27	SPRINGFIELD	W	7-4	107-105	Reggie Williams 22 Keith Brumbaugh 22	Greg Stiemsma 14	David Bailey 9	3492
Dec 30	DAKOTA	W	8-4	114-97	Michael Joiner 25	Greg Stiemsma 14	David Bailey 7	2471
Dec 31	Dakota	L	8-5	91-108	David Bailey 16	Keith Brumbaugh 8	Leemire Goldwire 5	3792
Jan 2	Tulsa	L	8-6	110-126	Reggie Williams 31	Reggie Williams 7	David Bailey 5 Reggie Williams 5	2384
Jan 3	Tulsa	L	8-7	98-113	Reggie Williams 31	Reggie Williams 9	David Bailey 5	2222
Jan 5	MAINE	W	9-7	121-102	David Bailey 20	Reggie Williams 8 Raymond Sykes 8	Keith Brumbaugh 6	1000
Jan 6	Austin	L	9-8	94-127	Reggie Williams 43	Reggie Williams 10	Leemire Goldwire 4	1000
Jan 8	DAKOTA	W	10-8	*133-128	Reggie Williams 34	Reggie Williams 8 Raymond Sykes 8	Leemire Goldwire 8	2596
Jan 10	Dakota	L	10-9	97-122	Keith Brumbaugh 17	Keith Brumbaugh 8	Leemire Goldwire 6	2449
Jan 12	IOWA	L	10-10	115-126	Keith Brumbaugh 27	Keith Brumbaugh 15	David Bailey 6 Leemire Goldwire 6	2048
Jan 15	FORT WAYNE	W	11-10	115-97	Reggie Williams 36	Chris McCray 10	Leemire Goldwire 9	2678
Jan 16	FORT WAYNE	L	11-11	97-103	Reggie Williams 23	Reggie Williams 8	Leemire Goldwire 4 Reggie Williams 4	4526
Jan 22	TULSA	L	11-12	*119-121	Reggie Williams 43	Greg Stiemsma 10	David Bailey 10	2925
Jan 23	TULSA	W	12-12	98-90	David Bailey 18	Raymond Sykes 11	David Bailey 4 Leemire Goldwire 4 Raymond Sykes 4	4207
Jan 28	Rio Grande Valley	L	12-13	94-108	Alexander Johnson 24	Alexander Johnson 8	David Bailey 6	6073
Jan 29	Rio Grande Valley	L	12-14	96-108	Reggie Williams 29	Alexander Johnson 14	David Bailey 3 Chris McCray 3 Leemire Goldwire 3	4745
Jan 31	Tulsa	W	13-14	113-106	Reggie Williams 25	Alexander Johnson 11	Reggie Williams 5	2765
Feb 3	Idaho	W	14-14	121-110	Reggie Williams 25	Alexander Johnson 16	David Bailey 10	2012
Feb 5	IDAHO	W	15-14	116-112	Reggie Williams 43	Michael Joiner 7 Greg Stiemsma 7	David Bailey 12	3310
Feb 6	MAINE	L	15-15	95-97	Alexander Johnson 30	Alexander Johnson 9	David Bailey 5	4355
Feb 10	ALBUQUERQUE	W	16-15	100-90	Alexander Johnson 24	David Bailey 9	David Bailey 7	2212
Feb 17	Utah	W	17-15	109-98	Reggie Williams 29	Alexander Johnson 11	David Bailey 9	4976
Feb 19	DAKOTA	W	18-15	*119-118	Reggie Williams 36	Alexander Johnson 14	David Bailey 9	2844
Feb 20	DAKOTA	W	19-15	110-102	Leemire Goldwire 24	Alexander Johnson 13	David Bailey 3 Chris McCray 3 Reggie Williams 3	5679
Feb 27	Iowa	W	20-15	110-103	Reggie Williams 34	Alexander Johnson 11	David Bailey 8	5187
Feb 28	Iowa	W	21-15	120-116	Alexander Johnson 31	Greg Stiemsma 11	David Bailey 11	5622
Mar 3	Springfield	W	22-15	128-97	Alexander Johnson 31 Jared Newson 31	Justin Bowen 13	Chris McCray 6	2281
Mar 4	Springfield	W	23-15	115-109	David Bailey 32	Alexander Johnson 12	David Bailey 8	2463
Mar 7	Maine	W	24-15	99-98	Alexander Johnson 32	Alexander Johnson 19	David Bailey 9	3045
Mar 9	Erie	L	24-16	93-116	Chris McCray 23	Justin Bowen 9 Alexander Johnson 9 Greg Stiemsma 9	Chris McCray 6	4268
Mar 14	Fort Wayne	W	25-16	96-91	Alexander Johnson 25	Alexander Johnson 18	Chris McCray 5	4048
Mar 16	IDAHO	W	26-16	*117-115	Leemire Goldwire 21	Jared Newson 9 Joe Krabbenhoft 9	David Bailey 9	2326
Mar 17	IDAHO	W	27-16	105-93	Chris McCray 18	Greg Stiemsma 9	Chris McCray 13	2295
Mar 19	Iowa	L	27-17	102-110	Leemire Goldwire 31	Justin Bowen 9	Chris McCray 9	2756
Mar 20	Iowa	L	27-18	83-110	Alexander Johnson 30	Alexander Johnson 13	David Bailey 4	3892
Mar 24	MAINE	W	28-18	111-108	Alexander Johnson 27	Alexander Johnson 7 Joe Krabbenhoft 7	David Bailey 10	2719
Mar 26	SPRINGFIELD	W	29-18	118-101	Alexander Johnson 31	Greg Stiemsma 12	Chris McCray 13	3869
Mar 27	SPRINGFIELD	W	30-18	113-104	Kirk Penney 31	Alexander Johnson 13	David Bailey 15	5305
Apr 2	Bakersfield	W	31-18	123-110	Kirk Penney 40	Greg Stiemsma 10	David Bailey 19	420
Apr 3	Bakersfield	W	32-18	112-95	Joe Krabbenhoft 25	Greg Stiemsma 13 Joe Krabbenhoft 13	David Bailey 8	420

CAPS indicate home game
*indicates overtime

2009-10 Regular Season Statistics

	G	GS	MIN	FGM	FGA	Pct.	3PM	3PA	Pct.	FTM	FTA	Pct.	OR	DR	REB	Avg.	AST	PF	TO	BS	ST	PTS	Avg.	
SIOUX FALLS																								
Reggie Williams	31	31	1240	298	517	0.576	57	139	0.410	164	199	0.824	38	134	172	5.5	98	67	83	7	48	817	26.4	
Kirk Penney	4	3	137	35	60	0.583	9	17	0.529	16	21	0.762	3	14	17	4.3	9	10	11	0	4	95	23.8	
Alexander Johnson	22	10	715	153	268	0.571	0	1	0.000	200	264	0.758	62	182	244	11.1	32	81	89	29	14	506	23.0	
Keith Brumbaugh	23	18	718	128	280	0.457	32	90	0.356	77	97	0.794	38	88	126	5.5	56	74	75	10	32	365	15.9	
Joe Krabbenhoft	18	10	519	95	184	0.516	12	32	0.375	46	58	0.793	38	92	130	7.2	45	61	20	6	21	248	13.8	
David Bailey	48	48	1665	209	508	0.411	51	158	0.323	153	181	0.845	32	128	160	3.3	316	122	152	1	63	622	13.0	
Leemire Goldwire	48	2	1220	211	498	0.424	71	204	0.348	124	147	0.844	35	97	132	2.8	151	94	113	4	56	617	12.9	
Justin Bowen	11	0	256	50	102	0.490	6	14	0.429	17	24	0.708	22	29	51	4.6	13	18	12	6	5	123	11.2	
Raymond Sykes	47	20	1121	194	333	0.583	0	0	-	104	146	0.712	108	112	220	4.7	35	143	61	51	26	492	10.5	
Michael Joiner	28	23	803	93	249	0.373	37	100	0.370	25	34	0.735	31	71	102	3.6	54	87	40	12	24	248	8.9	
Greg Stiemsma	45	44	1258	165	305	0.541	0	1	0.000	64	78	0.821	61	259	320	7.1	56	167	58	162	30	394	8.8	
Chris McCray	38	26	1070	110	274	0.401	25	88	0.284	79	88	0.898	21	113	134	3.5	138	114	53	7	59	324	8.5	
Jared Newson	25	13	549	82	175	0.469	4	20	0.200	45	73	0.616	26	68	94	3.8	31	39	25	6	18	213	8.5	
(Total)	45	21	1055	163	345	0.472	15	50	0.300	84	131	0.641	47	131	178	4.0	54	77	53	13	39	425	9.4	
Nathan Jawai	4	0	84	14	31	0.452	0	0	-	5	10	0.500	7	11	18	4.5	4	14	11	0	1	33	8.3	
Pete Campbell	7	0	99	19	45	0.422	8	23	0.348	1	2	0.500	1	9	10	1.4	7	9	4	0	3	47	6.7	
Mike Nelson	34	2	655	79	167	0.473	40	94	0.426	12	18	0.667	15	45	60	1.8	36	47	28	1	15	210	6.2	
Terrence Gamble	3	0	16	4	6	0.667	0	0	-	0	0	-	3	3	6	2.0	1	3	2	1	0	8	2.7	
TOTALS	50		12125	1939	4002	0.485	352	981	0.359	1132	1440	0.786	541	1455	1996	39.9	1082	1150	837	303	419	5362	107.2	
OPPONENTS	50		12125	1966	4154	0.473	333	833	0.400	1035	1404	0.737	632	1461	2093	41.9	965	1168	839	206	443	5300	106.0	

	-- SINGLE-GAME HIGHS --							----- AVERAGE PER GAME -----						
	MIN	REB	AST	ST	TO	BL	PTS	MIN	REB	AST	STL	TO	BLK	PTS
SIOUX FALLS														
Reggie Williams	51	10	7	4	5	1	43	40.0	5.5	3.2	1.5	2.7	0.2	26.4
Kirk Penney	44	8	3	1	3	0	40	34.3	4.3	2.3	1.0	2.8	0.0	23.8
Alexander Johnson	46	19	5	2	7	4	32	32.5	11.1	1.5	0.6	4.0	1.3	23.0
Keith Brumbaugh	44	15	6	5	8	2	30	31.2	5.5	2.4	1.4	3.3	0.4	15.9
Joe Krabbenhoft	45	13	7	3	3	2	28	28.8	7.2	2.5	1.2	1.1	0.3	13.8
David Bailey	48	9	19	4	6	1	32	34.7	3.3	6.6	1.3	3.2	0.0	13.0
Leemire Goldwire	37	8	9	3	7	1	31	25.4	2.8	3.1	1.2	2.4	0.1	12.9
Justin Bowen	34	13	3	2	3	2	22	23.3	4.6	1.2	0.5	1.1	0.5	11.2
Raymond Sykes	46	11	4	4	4	3	28	23.9	4.7	0.7	0.6	1.3	1.1	10.5
Michael Joiner	42	7	5	3	7	2	25	28.7	3.6	1.9	0.9	1.4	0.4	8.9
Greg Stiemsma	43	16	4	4	5	10	23	28.0	7.1	1.2	0.7	1.3	3.6	8.8
Chris McCray	48	10	13	4	5	1	23	28.2	3.5	3.6	1.6	1.4	0.2	8.5
Jared Newson	37	9	3	3	3	1	31	22.0	3.8	1.2	0.7	1.0	0.2	8.5
Nathan Jawai	30	7	2	1	5	0	11	21.0	4.5	1.0	0.3	2.8	0.0	8.3
Pete Campbell	26	4	3	3	2	0	17	14.1	1.4	1.0	0.4	0.6	0.0	6.7
Mike Nelson	37	6	5	3	2	1	18	19.3	1.8	1.1	0.4	0.8	0.0	6.2
Terrence Gamble	9	3	1	0	1	1	4	5.3	2.0	0.3	0.0	0.7	0.3	2.7
TEAM	265	54	41	15	27	13	133	242.5	39.9	21.6	8.4	16.7	6.1	107.2
OPPONENTS	265	57	31	18	25	10	128	242.5	41.9	19.3	8.9	16.8	4.1	106.0

SIOUX FALLS SKYFORCE

2010-11 Game-by-Game Recap

Date	Opponent	W/L	Rec	Score	High Scorer	High Rebounder	Assist Leader	Att.
Nov 21	Fort Wayne	L	0-1	97-99	Anthony Mason Jr. 17	Chris McCray 6 Brad Byerson 6	Leemire Goldwire 7	4136
Nov 23	Fort Wayne	L	0-2	103-111	Anthony Mason Jr. 24	Sean Marshall 9	Sean Marshall 3	1735
Nov 26	Dakota	W	1-2	88-77	Leemire Goldwire 32	Anthony Mason Jr. 11	Leemire Goldwire 6	2396
Nov 27	DAKOTA	L	1-3	95-98	Sean Marshall 22 Leemire Goldwire 22	Leemire Goldwire 9 Anthony Mason Jr. 9	Sean Marshall 4 Leemire Goldwire 4	5313
Dec 1	Iowa	L	1-4	114-120	Sean Marshall 22	Keaton Grant 9 Dexter Pittman 9	Anthony Mason Jr. 4	
Dec 3	IOWA	L	1-5	103-113	Chris McCray 20	Anthony Mason Jr. 10	Wink Adams 9	2483
Dec 4	RENO	W	2-5	91-84	Raymond Sykes 17 Wink Adams 17	Dexter Pittman 10	Leemire Goldwire 7	2645
Dec 7	AUSTIN	L	2-6	121-126	Raymond Sykes 25	Anthony Mason Jr. 8	Leemire Goldwire 7	2677
Dec 10	TULSA	L	2-7	102-120	Raymond Sykes 17 Wink Adams 17	Anthony Mason Jr. 9	Leemire Goldwire 7	2645
Dec 17	UTAH	L	2-8	101-106	Raymond Sykes 25	Dexter Pittman 10	Anthony Mason Jr. 6	3228
Dec 18	UTAH	L	2-9	97-98	Leemire Goldwire 16 Dexter Pittman 16	Anthony Mason Jr. 9	Jonny Flynn 12	2378
Dec 25	DAKOTA	L	2-10	86-87	Dexter Pittman 27	Dexter Pittman 10	Anthony Harris 5	2335
Dec 31	Rio Grande Valley	L	2-11	100-110	Dexter Pittman 22	Raymond Sykes 9	Anthony Mason Jr. 5	2801
Jan 1	Rio Grande Valley	L	2-10	86-87	Anthony Mason Jr. 21	Anthony Mason Jr. 9	Chris McCray 6	4025
Jan 7	Erie	L	2-13	91-97	Anthony Mason Jr. 21	Anthony Mason Jr. 10	Chris McCray 6	4025
Jan 8	Fort Wayne	L	2-14	102-108	Sean Marshall 19 Keaton Grant 19	Keaton Grant 8	David Bailey 8	3722
Jan 10	Tulsa	L	2-15	83-103	Anthony Mason Jr. 21	Keaton Grant 9	Anthony Harris 8	3734
Jan 13	RENO	L	2-16	93-117	Raymond Sykes 20	Tommy Mason-Griffi 9	Anthony Mason Jr. 5	3734
Jan 15	BAKERSFIELD	L	2-17	100-126	Raymond Sykes 19	Anthony Mason Jr. 11	David Bailey 6	3593
Jan 16	BAKERSFIELD	L	2-18	94-112	Sean Marshall 16	Dexter Pittman 12	David Bailey 6	3625
Jan 21	NEW MEXICO	W	3-18	97-96	Dexter Pittman 16	Anthony Harris 12	Anthony Harris 4	1
Jan 22	NEW MEXICO	L	3-19	115-128	Dexter Pittman 16	Anthony Harris 12	Anthony Harris 4	1
Jan 29	Dakota	L	3-20	89-104	Maureece Rice 21	Keaton Grant 11	David Bailey 8	1
Jan 30	Dakota	L	3-21	90-96	Anthony Harris 26	Raymond Sykes 7	David Bailey 4	3023
Feb 4	Iowa	L	3-22	96-118	Anthony Harris 30	Cory Underwood 9	Anthony Harris 4	2111
Feb 5	FORT WAYNE	W	4-22	123-116	Dexter Pittman 20	Keaton Grant 12	David Bailey 9	2969
Feb 8	MAINE	W	5-22	107-98	Dexter Pittman 20	Dexter Pittman 12	David Bailey 9	2969
Feb 11	IDAHO	L	5-23	115-125	David Bailey 30	Dexter Pittman 12	David Bailey 8	3428
Feb 12	IDAHO	L	5-24	104-118	Anthony Harris 14	Dexter Pittman 9	Keaton Grant 8	2309
Feb 15	IOWA	W	6-24	129-128	Patrick Ewing Jr. 14	Patrick Ewing Jr. 15	David Bailey 3	2125
Feb 16	TULSA	L	6-25	98-121	Raymond Sykes 14 Dexter Pittman 14	Dexter Pittman 8	Maureece Rice 3	2125
Feb 24	Iowa	L	6-26	94-114	Anthony Harris 18	Chris McCray 12	David Bailey 4	4389
Feb 25	Iowa	L	6-27	107-130	Dexter Pittman 21	Keaton Grant 12	David Bailey 6	4229
Feb 27	Tulsa	L	6-28	98-100	Raymond Sykes 18	Dexter Pittman 12	David Bailey 12	2022
Mar 1	IDAHO	W	7-28	93-85	Patrick Ewing Jr. 29	Patrick Ewing Jr. 16	David Bailey 7	2715
Mar 3	IDAHO	L	7-29	93-123	Patrick Ewing Jr. 23	Patrick Ewing Jr. 11	David Bailey 4	4675
Mar 5	Austin	L	7-30	96-115	Patrick Ewing Jr. 23	Patrick Ewing Jr. 11	David Bailey 4	4675
Mar 9	Texas	W	8-30	*99-96	David Bailey 29	Patrick Ewing Jr. 16	Maureece Rice 4	2122
Mar 11	Tulsa	W	9-30	91-76	Patrick Ewing Jr. 16	Patrick Ewing Jr. 16	Patrick Ewing Jr. 8	2122
Mar 12	Tulsa	L	9-31	100-115	Sean Marshall 19	Patrick Ewing Jr. 14	Anthony Harris 10	2741
Mar 14	Rio Grande Valley	W	10-31	98-91	Sean Marshall 24	Raymond Sykes 10	David Bailey 5	3683
Mar 15	Rio Grande Valley	L	10-32	97-106	Maureece Rice 24 Raymond Sykes 24	Patrick Ewing Jr. 9	David Bailey 8	4589
Mar 18	Iowa	L	10-33	103-109	Patrick Ewing Jr. 37	Patrick Ewing Jr. 18	Anthony Harris 7	2104
Mar 20	SPRINGFIELD	L	10-34	75-112	Sean Marshall 26	Raymond Sykes 12	David Bailey 10	2210
Mar 22	SPRINGFIELD	L	10-35	106-113	Patrick Ewing Jr. 20	Patrick Ewing Jr. 10	Chris McCray 9	2701
Mar 25	RENO	L	10-36	82-92	Patrick Ewing Jr. 20	Patrick Ewing Jr. 10	Chris McCray 9	2701
Mar 26	RENO	L	10-37	82-97	David Bailey 18	Raymond Sykes 9	Patrick Ewing Jr. 6	2624
Mar 31	Erie	L	10-38	96-98	Raymond Sykes 19	Chris McCray 10	David Bailey 5	2775
Apr 2	Fort Wayne	L	10-39	104-110	Keaton Grant 19	Raymond Sykes 12	David Bailey 8	3392
Apr 4	Dakota	L	10-40	99-103	Patrick Ewing Jr. 31	Raymond Sykes 12	David Bailey 8	3392
					Patrick Ewing Jr. 21	Patrick Ewing Jr. 12	Chris McCray 6	3001
					Raymond Sykes 21	Patrick Ewing Jr. 12	Chris McCray 6	3001
					Patrick Ewing Jr. 24	Patrick Ewing Jr. 12	David Bailey 6	5086
					Patrick Ewing Jr. 35	Dominique Coleman 6	David Bailey 5	5653
					David Bailey 23	Patrick Ewing Jr. 9	Chris McCray 5	
					David Bailey 19	Patrick Ewing Jr. 15	Patrick Ewing Jr. 6	7903
					Patrick Ewing Jr. 27	Patrick Ewing Jr. 15	Patrick Ewing Jr. 5	2737
					Raymond Sykes 17	Raymond Sykes 7	David Bailey 7	2173
					Sean Marshall 15	Sean Marshall 12	David Bailey 8	3759
					Raymond Sykes 32	Dominique Coleman 12	David Bailey 8	4246
					Raymond Sykes 32	Dominique Coleman 12	Chris McCray 7	2504
					Keaton Grant 21	Sean Marshall 9	Chris McCray 8	3752
						Dominique Coleman 12	David Bailey 8	2206

CAPS indicate home game
*indicates overtime

2010-11 Regular Season Statistics

	G	GS	MIN	FGM	FGA	Pct.	3PM	3PA	Pct.	FTM	FTA	Pct.	OR	DR	REB	Avg.	AST	PF	TO	BS	ST	PTS	Avg.	
SIOUX FALLS																								
Patrick Ewing Jr.	23	23	856	156	338	0.462	22	65	0.338	124	151	0.821	57	187	244	10.6	77	82	64	19	30	458	19.9	
(Total)	49	48	1731	291	658	0.442	43	129	0.333	243	302	0.805	121	342	463	9.4	163	173	138	51	73	868	17.7	
Anthony Mason Jr.	15	14	529	93	181	0.514	2	13	0.154	39	53	0.736	33	90	123	8.2	50	43	40	17	24	227	15.1	
Dexter Pittman	22	22	612	128	239	0.536	0	0	-	63	115	0.548	75	105	180	8.2	26	86	52	38	9	319	14.5	
Raymond Sykes	49	41	1564	257	500	0.514	0	1	0.000	166	230	0.722	120	182	302	6.2	48	144	120	86	29	680	13.9	
Leemire Goldwire	12	5	333	52	133	0.391	18	55	0.327	42	52	0.808	10	45	55	4.6	49	37	36	0	21	164	13.7	
Anthony Harris	34	15	861	178	380	0.468	9	39	0.231	76	97	0.784	27	101	128	3.8	128	90	80	5	26	441	13.0	
Maureece Rice	21	0	533	101	220	0.459	23	49	0.469	14	20	0.700	12	32	44	2.1	45	27	32	3	12	239	11.4	
Sean Marshall	48	10	1126	197	495	0.398	54	167	0.323	84	115	0.730	51	104	155	3.2	50	88	72	6	30	532	11.1	
David Bailey	37	35	1122	136	330	0.412	38	108	0.352	95	116	0.819	26	95	121	3.3	203	120	100	3	41	405	10.9	
Chris McCray	38	33	1119	125	282	0.443	17	63	0.270	100	114	0.877	30	134	164	4.3	144	105	66	9	53	367	9.7	
Keaton Grant	50	34	1422	185	422	0.438	49	127	0.386	46	64	0.719	47	198	245	4.9	80	122	60	11	59	465	9.3	
Dominique Coleman	19	4	439	69	159	0.434	25	59	0.424	11	19	0.579	20	61	81	4.3	41	37	28	7	25	174	9.2	
(Total)	48	29	1451	179	406	0.441	44	125	0.352	34	53	0.642	68	205	273	5.7	146	107	80	21	75	436	9.1	
Jonny Flynn	2	2	56	5	15	0.333	2	8	0.250	4	7	0.571	3	3	6	3.0	21	3	13	0	2	16	8.0	
Stephen McDowell	13	0	256	39	109	0.358	10	30	0.333	12	14	0.857	4	13	17	1.3	26	11	21	0	9	100	7.7	
(Total)	48	8	1012	139	371	0.375	50	142	0.352	44	57	0.772	17	42	59	1.2	107	60	67	2	34	372	7.8	
Wink Adams	10	5	215	28	69	0.406	9	27	0.333	5	6	0.833	3	18	21	2.1	21	15	12	0	10	70	7.0	
Yemi Ogunoye	14	6	386	34	67	0.507	0	0	-	7	14	0.500	29	43	72	5.1	17	21	10	14	5	75	5.4	
Brad Byerson	5	0	49	10	15	0.667	0	0	-	3	12	0.250	7	3	10	2.0	2	11	4	4	1	23	4.6	
Cory Underwood	20	1	234	34	78	0.436	0	0	-	21	26	0.808	15	23	38	1.9	7	19	17	2	4	89	4.5	
Kevin Lyde	8	0	96	12	18	0.667	0	0	-	6	12	0.500	8	6	14	1.8	9	27	9	3	0	30	3.8	
Dominique Scales	6	0	67	9	26	0.346	0	0	-	0	2	0.000	5	5	10	1.7	0	15	1	0	0	18	3.0	
(Total)	25	5	296	32	74	0.432	0	0	-	13	18	0.722	26	27	53	2.1	1	59	10	9	7	77	3.1	
Tommy Mason-Griffin	5	0	58	4	21	0.190	1	2	0.500	4	4	1.000	5	6	11	2.2	9	4	2	0	2	13	2.6	
Anwar Ferguson	9	0	86	9	16	0.563	0	0	-	4	8	0.500	2	11	13	1.4	2	15	3	9	0	22	2.4	
Jamal Abu-Shamala	1	0	4	1	2	0.500	0	0	-	0	0	-	0	1	1	1.0	0	1	0	0	0	2	2.0	
TOTALS	50		12015	1862	4115	0.452	279	813	0.343	926	1251	0.740	589	1466	2055	41.1	1055	1123	842	236	392	4929	98.6	
OPPONENTS	50		12015	2011	4167	0.483	311	878	0.354	1018	1386	0.734	619	1559	2178	43.6	1012	1030	753	250	454	5351	107.0	

	-- SINGLE-GAME HIGHS --							----- AVERAGE PER GAME -----						
	MIN	REB	AST	ST	TO	BL	PTS	MIN	REB	AST	STL	TO	BLK	PTS
SIOUX FALLS														
Patrick Ewing Jr.	48	18	8	3	7	3	37	37.2	10.6	3.3	1.3	2.8	0.8	19.9
Anthony Mason Jr.	44	13	8	4	5	3	24	35.3	8.2	3.3	1.6	2.7	1.1	15.1
Dexter Pittman	42	15	4	1	6	6	27	27.8	8.2	1.2	0.4	2.4	1.7	14.5
Raymond Sykes	46	12	4	3	7	4	32	31.9	6.2	1.0	0.6	2.4	1.8	13.9
Leemire Goldwire	38	9	7	4	5	0	32	27.8	4.6	4.1	1.8	3.0	0.0	13.7
Anthony Harris	42	12	10	3	7	1	30	25.3	3.8	3.8	0.8	2.4	0.1	13.0
Maureece Rice	40	6	7	2	4	1	24	25.4	2.1	2.1	0.6	1.5	0.1	11.4
Sean Marshall	44	12	5	4	5	1	26	23.5	3.2	1.0	0.6	1.5	0.1	11.1
David Bailey	43	7	12	4	5	1	30	30.3	3.3	5.5	1.1	2.7	0.1	10.9
Chris McCray	42	12	9	6	7	2	22	29.4	4.3	3.8	1.4	1.7	0.2	9.7
Keaton Grant	46	12	8	6	5	2	21	28.4	4.9	1.6	1.2	1.2	0.2	9.3
Dominique Coleman	46	12	6	3	4	2	17	23.1	4.3	2.2	1.3	1.5	0.4	9.2
Jonny Flynn	31	5	12	2	7	0	8	28.0	3.0	10.5	1.0	6.5	0.0	8.0
Stephen McDowell	33	4	4	2	3	0	18	19.7	1.3	2.0	0.7	1.6	0.0	7.7
Wink Adams	35	8	9	3	3	0	17	21.5	2.1	2.1	1.0	1.2	0.0	7.0
Yemi Ogunoye	48	9	5	1	2	5	20	27.6	5.1	1.2	0.4	0.7	1.0	5.4
Brad Byerson	22	6	1	1	2	3	12	9.8	2.0	0.4	0.2	0.8	0.8	4.6
Cory Underwood	33	9	2	1	4	1	13	11.7	1.9	0.4	0.2	0.9	0.1	4.5
Kevin Lyde	21	3	3	0	3	2	6	12.0	1.8	1.1	0.0	1.1	0.4	3.8
Dominique Scales	21	4	0	0	1	0	6	11.2	1.7	0.0	0.0	0.2	0.0	3.0
Tommy Mason-Griffin	23	9	3	1	1	0	5	11.6	2.2	1.8	0.4	0.4	0.0	2.6
Anwar Ferguson	18	5	2	0	1	3	8	9.6	1.4	0.2	0.0	0.3	1.0	2.4
Jamal Abu-Shamala	4	1	0	0	0	0	2	4.0	1.0	0.0	0.0	0.0	0.0	2.0
TEAM	255	57	33	14	30	10	129	240.3	41.1	21.1	7.8	16.8	4.7	98.6
OPPONENTS	255	56	31	17	25	14	130	240.3	43.6	20.2	9.1	15.1	5.0	107.0

SIOUX FALLS SKYFORCE

2011-12 Game-by-Game Recap

Date	Opponent	W/L	Rec	Score	High Scorer	High Rebounder	Assist Leader	Att.
Nov 25	Fort Wayne	L	0-1	106-110	Charles Garcia 32	Greg Stiemsma 13	Anthony Mason Jr. 6	3271
Nov 26	IOWA	W	1-1	117-105	Charles Garcia 24	Greg Stiemsma 11	Gabe Pruitt 5	4680
Dec 2	LOS ANGELES	L	1-2	96-107	Charles Garcia 23	Greg Stiemsma 9	Dominique Coleman 5	2159
Dec 3	LOS ANGELES	L	1-3	92-94	Casey Mitchell 20 Charles Garcia 20	Greg Stiemsma 10	Dominique Coleman 6	2443
Dec 9	Iowa	L	1-4	92-115	Billy McShepard 20	Billy McShepard 13	Dominique Coleman 11	2666
Dec 10	Iowa	L	1-5	89-103	Anthony Mason Jr. 26	Dominique Coleman 9	Dominique Coleman 7	3152
Dec 13	CANTON	W	2-5	93-74	Ryan Anderson 20	Billy McShepard 14	Dominique Coleman 7	1745
Dec 16	DAKOTA	W	3-5	108-96	Billy McShepard 22	Billy McShepard 12	Dominique Coleman 14	2400
Dec 17	DAKOTA	L	3-6	95-97	Casey Mitchell 18	Billy McShepard 10	Dominique Coleman 10	2305
Dec 22	Fort Wayne	W	4-6	100-96	Casey Mitchell 26	Charles Garcia 15	Casey Mitchell 4 Charles Garcia 4	2069
Dec 23	Canton	L	4-7	95-104	Anthony Mason Jr. 23	Dominique Coleman 7	Dominique Coleman 8	2003
Dec 25	SPRINGFIELD	W	5-7	*103-99	Casey Mitchell 27	Anthony Mason Jr. 12 Charles Garcia 12	Dominique Coleman 8	3622
Dec 27	Iowa	L	5-8	103-121	Casey Mitchell 29	Dominique Coleman 8 Charles Garcia 8	Dominique Coleman 11	3891
Dec 30	Dakota	L	5-9	98-111	Casey Mitchell 24	Billy McShepard 10	Anthony Mason Jr. 7	2798
Dec 31	Dakota	L	5-10	88-93	Casey Mitchell 22	Dominique Coleman 9	Dominique Coleman 11	3182
Jan 6	IOWA	L	5-11	80-102	Anthony Mason Jr. 19	Anthony Mason Jr. 9	Dominique Coleman 6	2210
Jan 7	IOWA	L	5-12	89-100	Anthony Mason Jr. 26	Trey Gilder 11	Anthony Mason Jr. 5	4493
Jan 10	MAINE	L	5-13	92-98	Charles Garcia 20	Charles Garcia 13	Dominique Coleman 5	0
Jan 11	Texas	L	5-14	95-98	Anthony Mason Jr. 28	Anthony Mason Jr. 9	Dominique Coleman 7	0
Jan 13	Reno	L	5-15	98-118	Casey Mitchell 28	Dominique Coleman 8	Dominique Coleman 7	1759
Jan 14	Bakersfield	W	6-15	114-107	Trey Gilder 26	Trey Gilder 11	Dominique Coleman 8	500
Jan 17	RIO GRANDE VALLEY	L	6-16	120-125	Casey Mitchell 31	Dominique Coleman 7	Gabe Pruitt 8	1655
Jan 20	FORT WAYNE	W	7-16	106-102	Trey Gilder 31	Trey Gilder 12	Gabe Pruitt 8	2488
Jan 21	FORT WAYNE	L	7-17	93-97	Patrick Ewing Jr. 20	Trey Gilder 10	Patrick Ewing Jr. 4 Gabe Pruitt 4	2505
Jan 27	Erie	L	7-18	82-94	Casey Mitchell 16	Dominique Coleman 10	Dominique Coleman 4	2688
Jan 28	Erie	L	7-19	93-98	Keith Benson 24	Dominique Coleman 8	Gabe Pruitt 7	4850
Feb 2	Springfield	L	7-20	96-103	Gabe Pruitt 19	Keith Benson 13	Gabe Pruitt 10	1796
Feb 3	Springfield	L	7-21	99-117	Jake Anderson 21	Trey Gilder 10	Gabe Pruitt 6 Dominique Coleman 6	2463
Feb 7	DAKOTA	L	7-22	103-112	Gabe Pruitt 26	Keith Benson 11	Malcolm Lee 6	1808
Feb 10	IDAHO	W	8-22	106-103	Trey Gilder 23	Trey Gilder 6 Anthony Mason Jr. 6 Keith Benson 6	Gabe Pruitt 9	2284
Feb 11	CANTON	L	8-23	95-107	Trey Gilder 24	Keith Benson 9	Gabe Pruitt 6	4743
Feb 17	TULSA	L	8-24	*114-119	Trey Gilder 30	Trey Gilder 16	Dominique Coleman 7	2710
Feb 19	TULSA	W	9-24	100-96	Trey Gilder 27	Trey Gilder 13	Brian Hamilton 7 Trey Gilder 7	2263
Feb 20	Dakota	L	9-25	98-117	Trey Gilder 20	Marqus Blakely 12	Trey Gilder 4 Gabe Pruitt 4 Marqus Blakely 4	2222
Mar 1	BAKERSFIELD	L	9-26	102-115	Trey Gilder 25	Trey Gilder 11	Malcolm Lee 9	2020
Mar 3	Erie	L	9-27	98-110	Keith Benson 27	Keith Benson 10	Marqus Blakely 7	3145
Mar 4	Erie	L	9-28	91-94	Marqus Blakely 22	Keith Benson 10	Malcolm Lee 5	1702
Mar 8	Austin	W	10-28	105-100	Anthony Mason Jr. 34	Trey Gilder 12	Marqus Blakely 4	2128
Mar 10	Austin	L	10-29	109-114	Gabe Pruitt 28	Brian Hamilton 8 Keith Benson 8	Gabe Pruitt 7	2733
Mar 13	ERIE	W	11-29	125-86	Trey Gilder 31	Trey Gilder 13	Dominique Coleman 6	1954
Mar 14	Dakota	W	12-29	97-88	Keith Benson 24	Keith Benson 12 Marqus Blakely 12	Anthony Mason Jr. 6	2150
Mar 18	Iowa	W	13-29	114-101	Brian Hamilton 27	Brian Hamilton 10	Brian Hamilton 6	3895
Mar 20	SPRINGFIELD	L	13-30	109-115	Anthony Mason Jr. 34	Marqus Blakely 8	Marqus Blakely 7	1906
Mar 23	BAKERSFIELD	W	14-30	94-92	Trey Gilder 31	Keith Benson 11	Anthony Mason Jr. 6	3078
Mar 24	BAKERSFIELD	L	14-31	114-126	Anthony Mason Jr. 26	Curtis Withers 5 Anthony Mason Jr. 5	Anthony Mason Jr. 5	5579
Mar 29	Springfield	L	14-32	*113-115	Trey Gilder 33	Anthony Mason Jr. 10 Marqus Blakely 10	Anthony Mason Jr. 6 Marqus Blakely 6	1909
Mar 30	Springfield	L	14-33	82-89	Brian Hamilton 20	Curtis Withers 10	Trey Gilder 4	6061
Apr 3	Dakota	L	14-34	96-102	Marqus Blakely 24	Trey Gilder 8	Curtis Withers 4	2646
Apr 6	IOWA	W	15-34	120-97	Trey Gilder 27	Curtis Withers 10	Anthony Mason Jr. 9	2609
Apr 7	AUSTIN	L	15-35	98-103	Anthony Mason Jr. 24	Curtis Withers 11	Curtis Withers 5 Dominique Coleman 5	2666

CAPS indicate home game
*indicates overtime

2011-12 Regular Season Statistics

Table with 23 columns: Player Name, G, GS, MIN, FGM, FGA, Pct., 3PM, 3PA, Pct., FTM, FTA, Pct., OR, DR, REB, Avg., AST, PF, TO, BS, ST, PTS, Avg. Includes player stats for SIOUX FALLS and OPPONENTS.

Table with 23 columns: Player Name, MIN, REB, AST, ST, TO, BL, PTS, MIN, REB, AST, STL, TO, BLK, PTS. Includes 'SINGLE-GAME HIGHS' and 'AVERAGE PER GAME' for SIOUX FALLS and OPPONENTS.

SIOUX FALLS SKYFORCE

2012-13 Game-by-Game Recap

Date	Opponent	W/L	Rec	Score	High Scorer	High Rebounder	Assist Leader	Att.
Nov 24	IOWA	W	1-0	107-98	Troy Hudson 25	Jarvis Varnado 14	Andrew Goudelock 5	5345
Nov 30	Springfield	W	2-0	118-111	Andrew Goudelock 24	Demetris Nichols 10	Mark Tyndale 6	4755
Dec 2	Maine	W	3-0	98-87	Andrew Goudelock 24	Mike Davis 14	Mark Tyndale 4	2405
							Mike Davis 4	
Dec 5	Tulsa	W	4-0	110-101	Andrew Goudelock 29	Mark Tyndale 9	Mark Tyndale 4	2001
Dec 7	ERIE	W	5-0	103-89	Troy Hudson 27	Mike Davis 9	Andrew Goudelock 5	2453
Dec 8	TEXAS	L	5-1	82-86	Mark Tyndale 19	Mark Tyndale 15	Troy Hudson 3	2988
							Mark Tyndale 3	
							Andrew Goudelock 3	
Dec 14	AUSTIN	W	6-1	115-105	Andrew Goudelock 26	Jarvis Varnado 12	Troy Hudson 5	3144
Dec 15	AUSTIN	L	6-2	102-111	Andrew Goudelock 35	Jarvis Varnado 12	Troy Hudson 9	2684
Dec 21	Texas	L	6-3	102-104	Demetris Nichols 22	Jarvis Varnado 13	Mark Tyndale 7	3335
Dec 22	Austin	W	7-3	117-106	Troy Hudson 26	Jarvis Varnado 16	Troy Hudson 9	2229
Dec 25	IOWA	L	7-4	80-102	Mark Tyndale 19	Hassan Whiteside 15	Gabe Pruitt 4	4155
Dec 28	MAINE	L	7-5	94-106	Arnett Moultrie 18	Dexter Pittman 10	Gabe Pruitt 8	2682
Dec 29	MAINE	W	8-5	101-87	Andrew Goudelock 24	Andrew Goudelock 8	Mark Tyndale 6	5912
Jan 1	Santa Cruz	L	8-6	93-109	Demetris Nichols 15	Dexter Pittman 14	Mike Davis 2	2505
					Dexter Pittman 15		Andrew Goudelock 2	
							Bryant Voiles 2	
Jan 4	Reno	W	9-6	116-109	Demetris Nichols 25	Mark Tyndale 10	Demetris Nichols 2	2104
							Gabe Pruitt 2	
							Mark Tyndale 2	
							Donald Sloan 2	
Jan 5	Los Angeles	W	10-6	104-92	Donald Sloan 22	Donald Sloan 10	Donald Sloan 7	200
						Arnett Moultrie 10		
Jan 7	Bakersfield	L	10-7	88-103	Demetris Nichols 22	Dexter Pittman 10	Gabe Pruitt 6	0
Jan 9	SPRINGFIELD	L	10-8	73-101	Dexter Pittman 16	Dexter Pittman 12	Gabe Pruitt 3	0
							Mark Tyndale 3	
Jan 11	RIO GRANDE VALLEY	L	10-9	92-107	Demetris Nichols 21	Mike Davis 12	Chris Davis 4	3174
Jan 12	RIO GRANDE VALLEY	L	10-10	98-102	Mychel Thompson 25	Will Foster 11	Mychel Thompson 7	3250
Jan 15	SANTA CRUZ	W	11-10	99-83	Demetris Nichols 26	Dexter Pittman 12	Demetris Nichols 5	2149
							Mark Tyndale 5	
							Mike Davis 5	
Jan 18	TEXAS	W	12-10	*106-101	Demetris Nichols 25	Dexter Pittman 12	Gabe Pruitt 8	2947
Jan 19	TEXAS	W	13-10	102-93	Demetris Nichols 26	Dexter Pittman 13	Mark Tyndale 9	3197
Jan 25	Texas	W	14-10	101-95	Donald Sloan 29	Mike Davis 25	Donald Sloan 4	5519
Jan 26	Rio Grande Valley	L	14-11	104-123	Damian Saunders 26	Mike Davis 10	Damian Saunders 6	5664
Feb 1	RENO	W	15-11	*117-114	Demetris Nichols 34	Donald Sloan 13	Donald Sloan 14	3155
Feb 2	RENO	W	16-11	105-87	Demetris Nichols 26	Will Foster 15	Mark Tyndale 6	5052
Feb 6	Fort Wayne	W	17-11	106-99	Demetris Nichols 22	Mike Davis 10	Donald Sloan 10	2535
Feb 8	Erie	L	17-12	107-115	Donald Sloan 34	Demetris Nichols 11	Donald Sloan 9	2644
Feb 9	Erie	W	18-12	103-88	Donald Sloan 22	Mike Davis 9	Donald Sloan 10	3187
Feb 12	IOWA	W	19-12	96-79	Mark Tyndale 15	Dexter Pittman 8	Demetris Nichols 3	2142
					Mustapha Farrakhan 15		Gabe Pruitt 3	
							Mark Tyndale 3	
Feb 19	IOWA	W	20-12	117-112	Demetris Nichols 42	Demetris Nichols 7	Demetris Nichols 8	2087
						Will Foster 7		
Feb 22	TULSA	L	20-13	83-88	Demetris Nichols 25	Mike Davis 10	Demetris Nichols 4	3214
Feb 23	TULSA	L	20-14	72-94	Will Foster 12	Mike Davis 7	Gabe Pruitt 5	5093
					Mustapha Farrakhan 12			
Feb 27	Austin	W	21-14	94-93	Seth Tarver 24	Will Foster 10	Andre Barrett 8	2039
Mar 2	Tulsa	L	21-15	99-102	James Mays 18	James Mays 11	Andre Barrett 6	2429
Mar 3	Austin	L	21-16	92-103	Seth Tarver 15	James Mays 11	Andre Barrett 5	3197
Mar 5	IDAHO	L	21-17	102-109	Demetris Nichols 26	Jarvis Varnado 10	Andre Barrett 15	2535
Mar 8	Santa Cruz	L	21-18	64-86	Jarvis Varnado 14	James Mays 12	Andre Barrett 6	2505
Mar 9	Reno	W	22-18	113-110	Demetris Nichols 31	Jarvis Varnado 11	Andre Barrett 3	3416
							Chris Davis 3	
Mar 15	Iowa	L	22-19	100-107	Mychel Thompson 21	James Mays 12	Andre Barrett 13	4464
Mar 16	Iowa	L	22-20	89-96	Andre Barrett 17	James Mays 11	Andre Barrett 6	8394
					James Mays 17			
Mar 22	CANTON	L	22-21	82-100	James Mays 21	James Mays 10	Andre Barrett 8	3458
Mar 23	CANTON	W	23-21	*117-111	Demetris Nichols 32	Andre Barrett 9	Andre Barrett 9	4396
						Demetris Nichols 9		
Mar 27	Austin	W	24-21	92-90	Jarvis Varnado 23	Demetris Nichols 9	Andre Barrett 7	1753
Mar 29	Rio Grande Valley	L	24-22	106-124	Seth Tarver 20	Jarvis Varnado 12	Andre Barrett 5	4732
					Jarvis Varnado 20			
Mar 30	Rio Grande Valley	L	24-23	106-127	Jarvis Varnado 29	Jarvis Varnado 13	Andre Barrett 7	4592
Apr 2	TULSA	W	25-23	97-92	Demetris Nichols 34	James Mays 17	Andre Barrett 8	2500
Apr 5	FORT WAYNE	L	25-24	112-125	James Mays 24	James Mays 11	Andre Barrett 14	4538
Apr 6	Iowa	L	25-25	104-109	Jarvis Varnado 23	Jarvis Varnado 20	Mychel Thompson 8	5711

CAPS indicate home game

*indicates overtime

2012-13 Regular Season Statistics

	G	GS	MIN	FGM	FGA	Pct.	3PM	3PA	Pct.	FTM	FTA	Pct.	OR	DR	REB	Avg.	AST	PF	TO	BS	ST	PTS	Avg.	
SIOUX FALLS																								
Donald Sloan	10	10	363	86	176	0.489	7	23	0.304	44	57	0.772	12	53	65	6.5	74	19	27	0	18	223	22.3	
Andrew Goudelock	14	14	522	109	249	0.438	20	72	0.278	46	56	0.821	7	41	48	3.4	48	24	34	2	10	284	20.3	
Demetris Nichols	49	49	1764	335	717	0.467	75	207	0.362	173	203	0.852	66	197	263	5.4	115	119	153	39	68	918	18.7	
Jarvis Varnado	23	22	703	137	239	0.573	0	0	-	60	103	0.583	74	154	228	9.9	21	101	69	77	23	334	14.5	
James Mays	16	15	478	92	185	0.497	0	4	0.000	47	76	0.618	55	92	147	9.2	14	52	41	15	17	231	14.4	
(Total)	47	45	1578	285	650	0.438	2	12	0.167	147	249	0.590	186	284	470	10.0	64	150	130	53	61	719	15.3	
Dexter Pittman	15	12	373	70	149	0.470	0	0	-	46	60	0.767	58	74	132	8.8	5	47	32	25	14	186	12.4	
Mychel Thompson	36	24	1027	155	391	0.396	60	188	0.319	53	73	0.726	18	80	98	2.7	67	70	55	14	30	423	11.8	
(Total)	48	36	1470	196	521	0.376	80	249	0.321	74	102	0.725	26	125	151	3.1	99	98	70	22	52	546	11.4	
Andre Barrett	16	16	545	63	166	0.380	23	64	0.359	31	47	0.660	11	47	58	3.6	126	24	54	1	22	180	11.3	
(Total)	33	26	1015	109	286	0.381	31	86	0.360	58	81	0.716	27	81	108	3.3	255	48	88	2	35	307	9.3	
Troy Hudson	14	12	369	60	148	0.405	17	54	0.315	18	21	0.857	8	29	37	2.6	51	10	27	0	3	155	11.1	
Seth Tarver	16	7	458	68	146	0.466	10	38	0.263	27	41	0.659	16	57	73	4.6	20	36	25	2	32	173	10.8	
(Total)	46	8	1087	138	357	0.387	26	103	0.252	87	127	0.685	42	140	182	4.0	69	82	57	10	54	389	8.5	
Hassan Whiteside	7	3	115	28	42	0.667	0	0	-	16	25	0.640	18	36	54	7.7	2	13	10	10	5	72	10.3	
Mark Tyndale	34	4	951	116	256	0.453	21	58	0.362	92	151	0.609	23	133	156	4.6	130	71	98	4	60	345	10.1	
Damian Saunders	27	8	576	100	217	0.461	28	81	0.346	43	74	0.581	33	86	119	4.4	28	57	41	41	42	271	10.0	
Arnett Moultrie	7	3	185	30	64	0.469	0	1	0.000	8	12	0.667	17	26	43	6.1	11	11	14	3	4	68	9.7	
Mustapha Farrakhan	8	4	150	24	63	0.381	3	9	0.333	12	16	0.750	2	19	21	2.6	16	8	16	2	5	63	7.9	
Mike Davis	49	30	1133	162	310	0.523	1	2	0.500	37	64	0.578	82	220	302	6.2	55	80	57	23	38	362	7.4	
Gabe Pruitt	34	7	739	76	219	0.347	32	106	0.302	38	51	0.745	11	71	82	2.4	78	48	46	3	47	222	6.5	
Dan Coleman	6	6	116	14	41	0.341	0	0	-	8	10	0.800	13	17	30	5.0	2	10	1	3	3	36	6.0	
Chris Davis	30	3	494	67	167	0.401	12	41	0.293	28	40	0.700	8	39	47	1.6	57	27	39	5	23	174	5.8	
Jai Lucas	4	0	63	10	27	0.370	1	4	0.250	0	0	-	0	6	6	1.5	7	5	3	0	1	21	5.3	
Chris Ayer	6	0	59	10	18	0.556	0	0	-	2	4	0.500	4	5	9	1.5	0	15	4	4	0	22	3.7	
(Total)	43	3	587	101	208	0.486	3	16	0.188	67	95	0.705	49	77	126	2.9	5	129	44	41	12	272	6.3	
Casey Mitchell	6	0	60	8	22	0.364	3	9	0.333	3	4	0.750	0	2	2	0.3	4	4	4	2	3	22	3.7	
Will Foster	30	1	490	40	68	0.588	0	1	0.000	21	47	0.447	60	81	141	4.7	11	48	26	61	9	101	3.4	
Bryant Voiles	30	0	333	31	93	0.333	20	64	0.313	10	17	0.588	16	34	50	1.7	20	43	12	7	12	92	3.1	
Dominique Johnson	1	0	8	1	2	0.500	0	0	-	0	0	-	1	0	1	1.0	0	0	0	0	0	2	2.0	
TOTALS	50		12060	1892	4175	0.453	333	1026	0.325	863	1252	0.689	613	1599	2212	44.2	962	942	888	343	489	4980	99.6	
OPPONENTS	50		12060	1930	4332	0.446	403	1111	0.363	808	1119	0.722	670	1577	2247	44.9	1017	998	844	270	483	5071	101.4	

	-- SINGLE-GAME HIGHS --							----- AVERAGE PER GAME -----						
	MIN	REB	AST	ST	TO	BL	PTS	MIN	REB	AST	STL	TO	BLK	PTS
SIOUX FALLS														
Donald Sloan	43	13	14	5	6	0	34	36.3	6.5	7.4	1.8	2.7	0.0	22.3
Andrew Goudelock	42	8	7	4	5	1	35	37.3	3.4	3.4	0.7	2.4	0.1	20.3
Demetris Nichols	45	11	8	4	7	4	42	36.0	5.4	2.3	1.4	3.1	0.8	18.7
Jarvis Varnado	40	20	3	5	7	8	29	30.6	9.9	0.9	1.0	3.0	3.3	14.5
James Mays	37	17	3	2	5	3	24	29.9	9.2	0.9	1.1	2.6	0.9	14.4
Dexter Pittman	36	14	2	3	4	6	21	24.9	8.8	0.3	0.9	2.1	1.7	12.4
Mychel Thompson	43	8	8	3	4	2	25	28.5	2.7	1.9	0.8	1.5	0.4	11.8
Andre Barrett	44	9	15	4	5	1	20	34.1	3.6	7.9	1.4	3.4	0.1	11.3
Troy Hudson	37	6	9	1	4	0	27	26.4	2.6	3.6	0.2	1.9	0.0	11.1
Seth Tarver	38	8	3	6	4	1	24	28.6	4.6	1.3	2.0	1.6	0.1	10.8
Hassan Whiteside	23	15	1	2	3	3	17	16.4	7.7	0.3	0.7	1.4	1.4	10.3
Mark Tyndale	36	15	9	5	7	1	19	28.0	4.6	3.8	1.8	2.9	0.1	10.1
Damian Saunders	37	9	6	6	5	7	26	21.3	4.4	1.0	1.6	1.5	1.5	10.0
Arnett Moultrie	33	10	3	2	4	1	18	26.4	6.1	1.6	0.6	2.0	0.4	9.7
Mustapha Farrakhan	26	5	6	2	5	1	15	18.8	2.6	2.0	0.6	2.0	0.3	7.9
Mike Davis	37	25	5	3	4	3	20	23.1	6.2	1.1	0.8	1.2	0.5	7.4
Gabe Pruitt	36	6	8	4	5	1	18	21.7	2.4	2.3	1.4	1.4	0.1	6.5
Dan Coleman	25	8	1	1	1	2	10	19.3	5.0	0.3	0.5	0.2	0.5	6.0
Chris Davis	33	5	7	3	3	1	14	16.5	1.6	1.9	0.8	1.3	0.2	5.8
Jai Lucas	27	3	5	1	1	0	8	15.8	1.5	1.8	0.3	0.8	0.0	5.3
Chris Ayer	16	3	0	0	2	2	7	9.8	1.5	0.0	0.0	0.7	0.7	3.7
Casey Mitchell	21	1	3	2	3	1	9	10.0	0.3	0.7	0.5	0.7	0.3	3.7
Will Foster	29	15	2	2	3	6	12	16.3	4.7	0.4	0.3	0.9	2.0	3.4
Bryant Voiles	26	5	2	2	2	2	9	11.1	1.7	0.7	0.4	0.4	0.2	3.1
Dominique Johnson	8	1	0	0	0	0	2	8.0	1.0	0.0	0.0	0.0	0.0	2.0
TEAM	270	66	28	16	26	14	118	241.2	44.2	19.2	9.8	17.8	6.9	99.6
OPPONENTS	270	62	31	16	25	11	127	241.2	44.9	20.3	9.7	16.9	5.4	101.4

SIOUX FALLS SKYFORCE

2013-14 Game-by-Game Recap

Date	Opponent	W/L	Rec	Score	High Scorer	High Rebounder	Assist Leader	Att.
Nov 22	RENO	W	1-0	86-85	Quincy Douby 29	A.J. Davis 11	Quincy Douby 3 Ryan Evans 3 Larry Drew II 3	3152
Nov 23	RENO	W	2-0	103-73	Chris Ayer 15	DeAndre Liggins 10	DeAndre Liggins 3 Larry Drew II 6 DeAndre Liggins 6	3167
Nov 29	IOWA	L	2-1	95-99	Ryan Evans 29	Justin Hamilton 15	DeAndre Liggins 13	3013
Nov 30	IOWA	W	3-1	108-98	DeAndre Liggins 28	Justin Hamilton 19	Ryan Evans 6	3060
Dec 5	Tulsa	L	3-2	*80-82	Ryan Evans 22	Chris Ayer 7 Jamaine Peterson 7 DeAndre Liggins 7	Larry Drew II 5	1567
Dec 7	FORT WAYNE	W	4-2	*114-110	Justin Hamilton 31	Justin Hamilton 13 DeAndre Liggins 13	Larry Drew II 9	2715
Dec 13	TULSA	W	5-2	111-91	Justin Hamilton 21	DeAndre Liggins 8	John Allen 7	2750
Dec 14	TULSA	W	6-2	100-94	Justin Hamilton 22	Justin Hamilton 12	Larry Drew II 7 DeAndre Liggins 7	2870
Dec 20	Maine	W	7-2	92-88	Justin Hamilton 23	Chris Ayer 9 Justin Hamilton 9	Larry Drew II 7	2273
Dec 21	Springfield	W	8-2	112-94	DeAndre Liggins 20 Charlie Westbrook 20	Anthony Mason Jr. 5 Justin Hamilton 5 Ryan Evans 5	Larry Drew II 8	1806
Dec 25	IOWA	W	9-2	112-99	Justin Hamilton 27	Justin Hamilton 13	Larry Drew II 12	3327
Dec 27	LOS ANGELES	W	10-2	114-106	DeAndre Liggins 24	A.J. Davis 12	Larry Drew II 6	3091
Dec 28	LOS ANGELES	L	10-3	121-128	Justin Hamilton 27	Justin Hamilton 10	DeAndre Liggins 8	3003
Dec 30	Fort Wayne	W	11-3	103-101	Justin Hamilton 31	A.J. Davis 10 Anthony Mason Jr. 5 DeAndre Liggins 5	Justin Hamilton 5 Charlie Westbrook 5	2047
Jan 2	IOWA	L	11-4	94-104	DeAndre Liggins 20	Anthony Mason Jr. 9	DeAndre Liggins 7	3027
Jan 5	BAKERSFIELD	L	11-5	85-120	DeAndre Liggins 17	Anthony Mason Jr. 8	John Allen 3	0
Jan 6	Los Angeles	L	11-6	109-116	Justin Hamilton 20	Justin Hamilton 12	Tre Kelley 5	0
Jan 10	Tulsa	L	11-7	92-99	Justin Hamilton 20	Justin Hamilton 11	DeAndre Liggins 7	3447
Jan 11	Tulsa	W	12-7	94-82	Henry Walker 19	Henry Walker 11	Tre Kelley 7	2102
Jan 17	DELAWARE	W	13-7	100-93	Justin Hamilton 23	Henry Walker 9	Larry Drew II 7	3393
Jan 18	DELAWARE	W	14-7	117-103	Justin Hamilton 24	Justin Hamilton 8	Larry Drew II 9	3250
Jan 21	Santa Cruz	L	14-8	90-99	Tre Kelley 23	Justin Hamilton 6 DeAndre Liggins 6	Justin Hamilton 5 Larry Drew II 5	2300
Jan 24	Bakersfield	W	15-8	114-96	DeAndre Liggins 24	DeAndre Liggins 10	Larry Drew II 6	550
Jan 25	Los Angeles	L	15-9	117-122	Justin Hamilton 33	Justin Hamilton 18	Larry Drew II 7	396
Jan 30	IOWA	W	16-9	97-84	Justin Hamilton 26	Justin Hamilton 11	Tre Kelley 7	2568
Feb 1	Iowa	W	17-9	112-100	Tre Kelley 26	DeAndre Liggins 11 Justin Hamilton 11 DeAndre Liggins 11	DeAndre Liggins 7 Larry Drew II 9	6474
Feb 6	Iowa	L	17-10	115-123	Tre Kelley 34	DeAndre Liggins 17	DeAndre Liggins 8	6277
Feb 8	Fort Wayne	L	17-11	81-93	Henry Walker 15	Justin Hamilton 14	Tre Kelley 6	4275
Feb 9	ERIE	W	18-11	107-97	Justin Hamilton 26	Justin Hamilton 11	Larry Drew II 7	3045
Feb 11	CANTON	W	19-11	105-96	Tre Kelley 25	Justin Hamilton 12 DeAndre Liggins 12	DeAndre Liggins 6	2582
Feb 13	Fort Wayne	L	19-12	83-89	Justin Hamilton 17	Justin Hamilton 12	Tre Kelley 6	2671
Feb 18	Tulsa	L	19-13	87-111	Tajuan Porter 18	Ryan Evans 8	DeAndre Liggins 5	2052
Feb 19	Austin	W	20-13	116-104	Tre Kelley 24 Anthony Mason Jr. 24	DeAndre Liggins 11	Tre Kelley 7	2136
Feb 21	AUSTIN	L	20-14	*127-130	Henry Walker 29	Justin Hamilton 8	Larry Drew II 14	3230
Feb 22	Fort Wayne	L	20-15	96-103	Justin Hamilton 20	A.J. Davis 10	Larry Drew II 8	4012
Feb 28	Delaware	W	21-15	118-108	A.J. Davis 24	Henry Walker 9 Justin Hamilton 9	Larry Drew II 7	2235
Mar 1	Erie	W	22-15	104-101	Henry Walker 31	Anthony Mason Jr. 12	Tre Kelley 10	5833
Mar 6	RIO GRANDE VALLEY	L	22-16	*116-119	Larry Drew II 22	Henry Walker 15	Larry Drew II 8	2847
Mar 7	RIO GRANDE VALLEY	W	23-16	127-119	Henry Walker 29	Henry Walker 10	Larry Drew II 12	3380
Mar 9	Canton	L	23-17	99-108	Anthony Mason Jr. 21 Larry Drew II 21	Henry Walker 8	Larry Drew II 6 DeAndre Liggins 6	2913
Mar 11	Canton	W	24-17	113-109	Anthony Mason Jr. 27	Anthony Mason Jr. 6 Henry Walker 6	Larry Drew II 12	1843
Mar 13	Tulsa	L	24-18	96-109	Henry Walker 25	Henry Walker 8 Alex Oriakhi 8	Tre Kelley 4 Anthony Mason Jr. 4	1830
Mar 15	SPRINGFIELD	W	25-18	124-109	Henry Walker 27	Alex Oriakhi 13	Larry Drew II 12	3253
Mar 17	Iowa	L	25-19	121-129	Henry Walker 31	Anthony Mason Jr. 10	Tre Kelley 7	2022
Mar 21	IDAHO	W	26-19	103-94	Tre Kelley 17 Anthony Mason Jr. 17	Justin Hamilton 10 DeAndre Liggins 10	Larry Drew II 10	3081
Mar 22	IDAHO	W	27-19	108-96	Tre Kelley 25	Justin Hamilton 11	Tre Kelley 12	3387
Mar 28	Maine	W	28-19	104-94	Henry Walker 22	Craig Smith 14	DeAndre Liggins 6	2883
Mar 30	Maine	W	29-19	113-110	Tre Kelley 19 A.J. Davis 19	Craig Smith 8	Larry Drew II 7	2835
Apr 4	TEXAS	W	30-19	135-121	Craig Smith 33	Alex Oriakhi 9	Larry Drew II 14	3193
Apr 5	TULSA	W	31-19	*107-105	Tre Kelley 31	Henry Walker 10	Larry Drew II 8	3296

CAPS indicate home game

*indicates overtime

2013-14 Regular Season Statistics

	G	GS	MIN	FGM	FGA	Pct.	3PM	3PA	Pct.	FTM	FTA	Pct.	OR	DR	REB	Avg.	AST	PF	TO	BS	ST	PTS	Avg.
SIOUX FALLS	2	2	69	12	29	0.414	4	10	0.400	13	15	0.867	1	1	2	1.0	5	3	3	2	9	41	20.5
Quincy Douby	34	34	1314	233	497	0.469	81	188	0.431	112	134	0.836	12	99	111	3.3	173	55	74	5	46	659	19.4
Tre Kelley	44	42	1656	284	608	0.467	96	219	0.438	137	165	0.830	15	124	139	3.2	224	77	97	7	60	801	18.2
(Total)	39	39	1390	283	576	0.491	31	82	0.378	153	191	0.801	135	227	362	9.3	57	82	90	79	34	750	19.2
Justin Hamilton	8	4	227	52	87	0.598	0	0	-	30	39	0.769	14	40	54	6.8	12	26	16	4	9	134	16.8
Craig Smith	48	33	1419	258	577	0.447	98	275	0.356	90	132	0.682	52	217	269	5.6	85	160	64	48	56	704	14.7
Henry Walker	42	41	1675	195	500	0.390	78	239	0.326	130	166	0.783	36	263	299	7.1	201	152	129	27	109	598	14.2
DeAndre Liggins	10	1	232	49	99	0.495	6	16	0.375	16	26	0.615	2	28	30	3.0	21	22	16	2	13	120	12.0
Charlie Westbrook	37	12	1019	179	373	0.480	13	52	0.250	70	94	0.745	61	123	184	5.0	72	97	58	29	49	441	11.9
Anthony Mason Jr.	41	36	1462	170	359	0.474	53	129	0.411	73	103	0.709	23	118	141	3.4	287	91	105	3	68	466	11.4
Larry Drew II	47	22	1091	169	362	0.467	44	139	0.317	90	118	0.763	53	128	181	3.9	50	91	83	10	43	472	10.0
A.J. Davis	7	0	122	20	44	0.455	9	20	0.450	11	12	0.917	1	6	7	1.0	7	10	5	0	3	60	8.6
Chris Allen	37	0	767	153	374	0.409	76	179	0.425	54	66	0.818	15	54	69	1.9	76	65	53	1	17	436	11.8
(Total)	33	17	711	108	282	0.383	25	91	0.275	40	78	0.513	48	97	145	4.4	34	78	44	20	24	281	8.5
Ryan Evans	7	0	112	21	57	0.368	5	19	0.263	6	9	0.667	12	18	30	4.3	2	12	7	2	2	53	7.6
Jamaine Peterson	17	0	302	40	107	0.374	10	40	0.250	25	31	0.806	11	27	38	2.2	30	24	30	0	14	115	6.8
Tajuan Porter	21	7	332	53	105	0.505	0	1	0.000	30	38	0.789	40	77	117	5.6	0	53	16	13	5	136	6.5
Alex Oriakhi	43	26	804	119	238	0.500	0	3	0.000	70	91	0.769	97	169	266	6.2	8	131	51	34	15	308	7.2
(Total)	21	2	257	42	94	0.447	10	21	0.476	28	32	0.875	9	31	40	1.9	39	40	26	1	10	122	5.8
John Allen	31	0	348	37	87	0.425	1	4	0.250	40	69	0.580	35	48	83	2.7	1	82	25	14	5	115	3.7
Chris Ayer	5	0	27	3	5	0.600	0	1	0.000	4	6	0.667	1	5	6	1.2	0	2	4	3	0	10	2.0
Orion Outerbridge	16	0	159	23	40	0.575	0	1	0.000	11	19	0.579	14	26	40	2.5	6	16	10	8	2	57	3.6
(Total)	50	12105	1924	4240	0.454	468	1327	0.353	961	1293	0.743	546	1553	2099	42.0	1076	1080	795	262	499	5277	105.5	
TOTALS	50	12105	1869	4189	0.446	419	1226	0.342	986	1323	0.745	632	1657	2289	45.8	1038	1124	948	246	396	5143	102.9	
OPPONENTS																							

	-- SINGLE-GAME HIGHS --								----- AVERAGE PER GAME -----							
	MIN	REB	AST	ST	TO	BL	PTS	MIN	REB	AST	STL	TO	BLK	PTS		
SIOUX FALLS	38	2	3	5	2	2	29	34.5	1.0	2.5	4.5	1.5	1.0	20.5		
Quincy Douby	48	8	12	4	6	2	34	38.6	3.3	5.1	1.4	2.2	0.1	19.4		
Tre Kelley	46	19	5	4	6	6	33	35.6	9.3	1.5	0.9	2.3	2.0	19.2		
Justin Hamilton	36	14	5	4	4	1	33	28.4	6.8	1.5	1.1	2.0	0.5	16.8		
Craig Smith	44	15	7	5	4	7	31	29.6	5.6	1.8	1.2	1.3	1.0	14.7		
Henry Walker	51	17	13	7	6	3	28	39.9	7.1	4.8	2.6	3.1	0.6	14.2		
DeAndre Liggins	36	5	6	3	3	1	20	23.2	3.0	2.1	1.3	1.6	0.2	12.0		
Charlie Westbrook	47	12	7	5	4	4	27	27.5	5.0	1.9	1.3	1.6	0.8	11.9		
Anthony Mason Jr.	48	8	14	5	5	1	23	35.7	3.4	7.0	1.7	2.6	0.1	11.4		
Larry Drew II	40	12	5	4	6	1	24	23.2	3.9	1.1	0.9	1.8	0.2	10.0		
A.J. Davis	26	3	2	1	2	0	18	17.4	1.0	1.0	0.4	0.7	0.0	8.6		
Chris Allen	44	12	6	4	4	3	29	21.5	4.4	1.0	0.7	1.3	0.6	8.5		
Ryan Evans	26	7	2	1	4	1	15	16.0	4.3	0.3	0.3	1.0	0.3	7.6		
Jamaine Peterson	28	5	4	3	7	0	18	17.8	2.2	1.8	0.8	1.8	0.0	6.8		
Tajuan Porter	28	13	0	2	3	2	18	15.8	5.6	0.0	0.2	0.8	0.6	6.5		
Alex Oriakhi	27	6	7	3	7	1	26	12.2	1.9	1.9	0.5	1.2	0.0	5.8		
John Allen	21	9	1	1	3	2	15	11.2	2.7	0.0	0.2	0.8	0.5	3.7		
Chris Ayer	17	5	0	0	4	3	8	5.4	1.2	0.0	0.0	0.8	0.6	2.0		
Orion Outerbridge																
TEAM	270	59	37	18	23	16	135	242.1	42.0	21.5	10.0	15.9	5.2	105.5		
OPPONENTS	270	60	33	15	31	12	130	242.1	45.8	20.8	7.9	19.0	4.9	102.9		

SIoux FALLS SKYFORCE

2014-15 Game-by-Game Recap

Date	Opponent	W/L	Rec	Score	High Scorer	High Rebounder	Assist Leader	Att.
Nov 15	Fort Wayne	W	1-0	77-70	Chris Allen 19	Shawn Jones 19	Larry Drew II 4	5129
Nov 22	IOWA	L	1-1	104-124	Chris Allen 22	Khem Birch 11	Larry Drew II 11	3250
Nov 28	MAINE	W	2-1	99-98	A.J. Davis 26	Khem Birch 13	Larry Drew II 11	3013
Nov 29	FORT WAYNE	L	2-2	93-111	Khem Birch 19	Shawn Jones 12 Khem Birch 12	Larry Drew II 9	3087
Dec 2	Delaware	W	3-2	115-103	A.J. Davis 23	Khem Birch 11	Larry Drew II 11	1983
Dec 5	Erie	L	3-3	100-108	Larry Drew II 20	Khem Birch 11	Larry Drew II 11	3607
Dec 6	Maine	L	3-4	114-122	Fuquan Edwin 28	Fuquan Edwin 10	Larry Drew II 6	2253
Dec 9	Canton	L	3-5	103-113	Andre Dawkins 28	Khem Birch 7	Larry Drew II 9	1637
Dec 12	IOWA	L	3-6	103-104	Andre Dawkins 25	Khem Birch 11	Larry Drew II 9	3127
Dec 13	Iowa	W	4-6	124-105	Shabazz Napier 22	Hassan Whiteside 12	Larry Drew II 11	3354
Dec 16	FORT WAYNE	W	5-6	110-103	Fuquan Edwin 20	Shawn Jones 11	Larry Drew II 15	2908
Dec 18	Los Angeles	L	5-7	120-122	Tyler Johnson 24	Khem Birch 19	Larry Drew II 14	246
Dec 20	Texas	W	6-7	138-126	Andre Dawkins 42	Shawn Jones 11	Larry Drew II 11	5139
Dec 25	RIO GRANDE VALLEY	W	7-7	135-129	Tyler Johnson 28	Khem Birch 15	Larry Drew II 23	3275
Dec 27	AUSTIN	W	8-7	117-108	Tyler Johnson 25	Scotty Hopson 8	Larry Drew II 12	2637
Jan 1	Grand Rapids	L	8-8	109-119	Shabazz Napier 22	Shawn Jones 14	Larry Drew II 5	1518
Jan 3	Grand Rapids	L	8-9	107-116	Shabazz Napier 26	Scotty Hopson 8 Shawn Jones 8	Larry Drew II 9	2845
Jan 4	GRAND RAPIDS	W	9-9	106-89	Tyler Johnson 25	Shabazz Napier 7	Shabazz Napier 7	2216
Jan 9	IDAHO	W	10-9	111-96	Shawn Jones 23	Shawn Jones 11	Larry Drew II 13	2772
Jan 10	LOS ANGELES	L	10-10	99-124	Tyler Johnson 19	Khem Birch 7	Larry Drew II 10	3012
Jan 13	ERIE	W	11-10	127-96	Henry Walker 23	Shawn Jones 10	Larry Drew II 8	2180
Jan 15	Maine	W	12-10	103-96	Andre Dawkins 33	Shawn Jones 10	Michael Williams 5	500
Jan 17	Bakersfield	L	12-11	88-104	Henry Walker 23	Shawn Jones 15	Scotty Hopson 7	1
Jan 22	IOWA	W	13-11	110-99	Scotty Hopson 30	Scotty Hopson 11 Shawn Jones 11	Scotty Hopson 8	2357
Jan 24	Maine	W	14-11	103-94	Fuquan Edwin 21	Shawn Jones 13	Tyler Johnson 11	2336
Jan 27	Delaware	W	15-11	121-111	Shawn Jones 29	Shawn Jones 20	Scotty Hopson 5 Tyler Johnson 5	894
Jan 30	Westchester	W	16-11	109-99	Scotty Hopson 24	Shawn Jones 12	Bubu Palo 4	2005
Jan 31	Westchester	W	17-11	105-80	Henry Walker 24	Shawn Jones 12	Henry Walker 4	2119
Feb 6	CANTON	L	17-12	84-102	Henry Walker 22	Henry Walker 7	Larry Drew II 7	2367
Feb 7	CANTON	L	17-13	91-101	Scotty Hopson 22	Shawn Jones 7	Larry Drew II 5	3440
Feb 10	Iowa	W	18-13	112-109	Shawn Jones 29	Larry Drew II 7 Shawn Jones 7	Larry Drew II 10	7364
Feb 20	DELAWARE	L	18-14	110-118	Scotty Hopson 23	Khem Birch 11	Larry Drew II 10	3240
Feb 21	DELAWARE	L	18-15	*125-129	Scotty Hopson 34	Scotty Hopson 10 Shawn Jones 10	Larry Drew II 13	3289
Feb 24	RENO	W	19-15	141-128	Scotty Hopson 52	Shawn Jones 11	Fuquan Edwin 7	2280
Feb 26	ERIE	L	19-16	94-96	Scotty Hopson 22	Khem Birch 13	Bubu Palo 8	3048
Feb 27	Iowa	L	19-17	112-122	Byron Mullens 29	Khem Birch 8	Scotty Hopson 8 Larry Drew II 8	5729
Mar 1	Fort Wayne	W	20-17	*122-118	Scotty Hopson 35	Khem Birch 19	Larry Drew II 11	2719
Mar 6	GRAND RAPIDS	W	21-17	117-108	Scotty Hopson 23	Khem Birch 12	Larry Drew II 9	3372
Mar 7	GRAND RAPIDS	W	22-17	105-96	Andre Dawkins 26	Shawn Jones 14	Larry Drew II 8	2962
Mar 10	MAINE	W	23-17	118-96	Fuquan Edwin 20	Khem Birch 14	Larry Drew II 11	2472
Mar 12	Erie	L	23-18	99-109	Khem Birch 19	Khem Birch 10	Larry Drew II 7	2183
Mar 14	Canton	L	23-19	91-98	Scotty Hopson 24	Khem Birch 15	Larry Drew II 10	3507
Mar 20	WESTCHESTER	W	24-19	112-96	Andre Dawkins 25	Khem Birch 15	Larry Drew II 13	3160
Mar 21	WESTCHESTER	W	25-19	124-106	Shawn Jones 31	Khem Birch 16	Larry Drew II 11	3405
Mar 25	Reno	W	26-19	121-118	Scotty Hopson 38	Shawn Jones 13	Larry Drew II 11	2197
Mar 27	Idaho	W	27-19	127-98	Andre Dawkins 28	Khem Birch 13	Andre Dawkins 5	2427
Mar 28	Idaho	W	28-19	106-86	Scotty Hopson 28	Shawn Jones 12	Larry Drew II 10	2793
Apr 1	Grand Rapids	W	29-19	121-101	Scotty Hopson 22	Shawn Jones 10	Larry Drew II 10	2356
Apr 3	FORT WAYNE	L	29-20	91-98	Andre Dawkins 20	Khem Birch 9	Larry Drew II 11	3134
Apr 4	Fort Wayne	L	29-21	97-101	Scotty Hopson 19 Shawn Jones 19	Khem Birch 15	Scotty Hopson 8	4599

Statistics thru 04/06/2015

	G	GS	MIN	FGM	FGA	Pct.	3PM	3PA	Pct.	FTM	FTA	Pct.	OR	DR	REB	Avg.	AST	PF	TO	BS	ST	PTS	Avg.
SIOUX FALLS	4	2	137	26	62	0.419	9	20	0.450	17	21	0.810	4	16	20	5.0	15	8	11	1	3	78	19.5
Shabazz Napier	30	14	1014	186	412	0.451	123	272	0.452	84	106	0.792	8	67	75	2.5	84	78	56	5	20	579	19.3
Andre Dawkins	37	21	1268	225	513	0.439	149	351	0.425	93	117	0.795	11	81	92	2.5	101	100	74	8	28	692	18.7
(Total)	43	35	1386	316	600	0.527	56	161	0.348	139	176	0.790	45	157	202	4.7	143	107	115	15	46	827	19.2
Scotty Hopson	15	15	517	99	203	0.488	20	46	0.435	59	73	0.808	21	47	68	4.5	65	37	27	7	15	277	18.5
Tyler Johnson	4	1	117	21	55	0.382	9	23	0.391	15	20	0.750	4	9	13	3.3	13	13	15	1	6	66	16.5
Zoran Dragic	17	8	472	88	188	0.468	52	116	0.448	29	41	0.707	7	59	66	3.9	26	54	15	13	17	257	15.1
Henry Walker	49	33	1450	253	544	0.465	100	251	0.398	70	93	0.753	37	175	212	4.3	74	117	59	18	90	676	13.8
Fuquan Edwin	11	6	255	52	125	0.416	20	57	0.351	23	33	0.697	9	57	66	6.0	9	20	17	7	6	147	13.4
Byron Mullens	49	30	1227	272	474	0.574	1	5	0.200	99	146	0.678	157	277	434	8.9	40	138	56	58	34	644	13.1
Shawn Jones	49	33	1289	218	310	0.703	0	0	-	114	170	0.671	172	300	472	9.6	62	109	61	87	32	550	11.2
Khem Birch	42	41	1481	180	379	0.475	48	114	0.421	61	84	0.726	11	141	152	3.6	402	102	131	1	65	469	11.2
Larry Drew II	3	0	71	9	17	0.529	3	7	0.429	1	1	1.000	4	7	11	3.7	6	6	4	0	1	22	7.3
Rodney McGruder	29	7	662	111	235	0.472	23	67	0.343	26	44	0.591	38	76	114	3.9	42	51	37	3	16	271	9.3
(Total)	26	8	613	56	142	0.394	8	26	0.308	61	84	0.726	17	47	64	2.5	79	57	51	2	20	181	7.0
Bubu Palo	42	18	919	84	213	0.394	13	43	0.302	101	139	0.727	25	72	97	2.3	112	93	80	2	29	282	6.7
(Total)	49	14	807	102	251	0.406	39	133	0.293	54	73	0.740	13	108	121	2.5	35	81	50	9	31	297	6.1
A.J. Davis	8	0	145	16	38	0.421	5	16	0.313	8	10	0.800	5	10	15	1.9	4	22	7	0	8	45	5.6
Markeith Cummings	29	1	516	61	143	0.427	7	32	0.219	53	73	0.726	22	36	58	2.0	31	66	35	1	27	182	6.3
(Total)	39	3	602	70	204	0.343	24	68	0.353	18	31	0.581	9	47	56	1.4	90	42	41	3	17	182	4.7
Michael Williams	9	0	82	7	12	0.583	3	6	0.500	1	2	0.500	4	5	9	1.0	1	5	3	0	5	18	2.0
Joseph Harris	9	0	40	6	13	0.462	0	2	0.000	1	4	0.250	1	12	13	1.4	2	4	3	1	1	13	1.4
Chadrack Lufile	16	7	334	56	137	0.409	15	58	0.259	15	20	0.750	4	30	34	2.1	31	19	21	8	3	142	8.9
Others																							
TOTALS	50		12030	2033	4166	0.488	535	1381	0.387	869	1188	0.731	532	1571	2103	42.1	1181	1019	743	236	420	5470	109.4
OPPONENTS	50		12030	1977	4309	0.459	504	1403	0.359	845	1145	0.738	637	1535	2172	43.4	1085	1024	777	171	392	5303	106.1

	-- SINGLE-GAME HIGHS --							----- AVERAGE PER GAME -----						
	MIN	REB	AST	ST	TO	BL	PTS	MIN	REB	AST	STL	TO	BLK	PTS
SIOUX FALLS	40	7	7	1	3	1	26	34.3	5.0	3.8	0.8	2.8	0.3	19.5
Shabazz Napier	48	6	7	2	5	2	42	33.8	2.5	2.8	0.7	1.9	0.2	19.3
Andre Dawkins	48	11	8	5	7	2	52	32.2	4.7	3.3	1.1	2.7	0.3	19.2
Scotty Hopson	42	10	11	2	4	2	31	34.5	4.5	4.3	1.0	1.8	0.5	18.5
Tyler Johnson	33	4	5	3	6	1	22	29.3	3.3	3.3	1.5	3.8	0.3	16.5
Zoran Dragic	40	8	4	3	3	3	24	27.8	3.9	1.5	1.0	0.9	0.8	15.1
Henry Walker	42	10	7	5	4	2	28	29.6	4.3	1.5	1.8	1.2	0.4	13.8
Fuquan Edwin	34	10	2	2	4	3	29	23.2	6.0	0.8	0.5	1.5	0.6	13.4
Byron Mullens	39	20	4	3	6	4	31	25.0	8.9	0.8	0.7	1.1	1.2	13.1
Shawn Jones	41	19	5	4	4	6	24	26.3	9.6	1.3	0.7	1.2	1.8	11.2
Khem Birch	46	11	23	5	7	1	21	35.3	3.6	9.6	1.5	3.1	0.0	11.2
Larry Drew II	27	4	4	1	2	0	8	23.7	3.7	2.0	0.3	1.3	0.0	7.3
Rodney McGruder	39	7	10	4	4	1	17	23.6	2.5	3.0	0.8	2.0	0.1	7.0
Bubu Palo	35	6	4	5	6	2	26	16.5	2.5	0.7	0.6	1.0	0.2	6.1
A.J. Davis	25	2	2	4	2	0	12	18.1	1.9	0.5	1.0	0.9	0.0	5.6
Markeith Cummings	41	7	9	3	4	2	16	15.4	1.4	2.3	0.4	1.1	0.1	4.7
Michael Williams	15	2	1	2	2	0	5	9.1	1.0	0.1	0.6	0.3	0.0	2.0
Joseph Harris	8	4	1	1	1	1	4	4.4	1.4	0.2	0.1	0.3	0.1	1.4
Chadrack Lufile	41	12	6	2	5	4	22	20.9	2.1	1.9	0.2	1.3	0.5	8.9
Others														
TEAM	255	55	41	20	23	12	141	240.6	42.1	23.6	8.4	14.9	4.7	109.4
OPPONENTS	255	59	36	12	29	9	129	240.6	43.4	21.7	7.8	15.5	3.4	106.1

SIoux FALLS SKYFORCE

2015-16 Game-by-Game Recap

Date	Opponent	W/L	Rec	Score	High Scorer	High Rebounder	Assist Leader	Att.
Nov 14	IOWA	L	0-1	95-98	Tre Kelley 21	Greg Whittington 11	Tre Kelley 8 DeAndre Liggins 8	2793
Nov 20	Westchester	L	0-2	94-107	Tre Kelley 19	Greg Whittington 9	DeAndre Liggins 6	1523
Nov 21	Erie	W	1-2	98-82	Greg Whittington 30	Greg Whittington 10	Tre Kelley 9	3973
Nov 25	Grand Rapids	W	2-2	103-93	Jarnell Stokes 23	Greg Whittington 11 Jarnell Stokes 11	DeAndre Liggins 9	2975
Nov 27	MAINE	W	3-2	97-77	Jarnell Stokes 24	Keith Benson 11	Tre Kelley 5 DeAndre Liggins 5	2589
Nov 28	MAINE	W	4-2	111-96	Jarnell Stokes 22	Greg Whittington 13	Tre Kelley 6 DeAndre Liggins 6	3045
Dec 4	DELAWARE	W	5-2	115-99	Greg Whittington 28	Jarnell Stokes 11	Tre Kelley 10	2215
Dec 5	DELAWARE	W	6-2	108-85	DeAndre Liggins 22	Greg Whittington 13	Greg Whittington 7	3128
Dec 12	Texas	W	7-2	86-76	Jarnell Stokes 20	DeAndre Liggins 14	Tre Kelley 7	5428
Dec 14	Rio Grande Valley	L	7-3	90-105	Rodney McGruder 18	Keith Benson 8 Greg Whittington 8	Tre Kelley 3 Greg Whittington 3	3875
Dec 18	FORT WAYNE	W	8-3	102-91	Keith Benson 26	Keith Benson 13	DeAndre Liggins 15	3090
Dec 22	RAPTORS	W	9-3	*111-102	Byron Mullens 22	Byron Mullens 11 DeAndre Liggins 11	DeAndre Liggins 9	3033
Dec 25	OKLAHOMA CITY	W	10-3	99-84	Keith Benson 21	Byron Mullens 13	Tre Kelley 9	3223
Dec 27	Fort Wayne	W	11-3	106-101	Keith Benson 19	DeAndre Liggins 11	DeAndre Liggins 12	2732
Dec 29	Canton	W	12-3	99-94	Jarnell Stokes 19	DeAndre Liggins 13	DeAndre Liggins 8	2711
Dec 31	Raptors	W	13-3	119-105	Josh Richardson 30	DeAndre Liggins 10	Tre Kelley 7	1522
Jan 2	Raptors	W	14-3	104-88	Jarnell Stokes 22	Byron Mullens 12	DeAndre Liggins 6	5209
Jan 7	Raptors	W	15-3	102-98	Josh Richardson 26	Byron Mullens 10 Jarnell Stokes 10	DeAndre Liggins 9	0
Jan 9	SANTA CRUZ	W	16-3	102-81	Josh Richardson 21 Jarnell Stokes 21	Jarnell Stokes 12	Bubu Palo 8	1383
Jan 12	RAPTORS	W	17-3	102-101	Keith Benson 24	Byron Mullens 8 Bubu Palo 8	Bubu Palo 8	2660
Jan 14	Iowa	L	17-4	99-101	Tre Kelley 22	Byron Mullens 11	Bubu Palo 5	2819
Jan 15	FORT WAYNE	W	18-4	109-104	Jarnell Stokes 28	Jarnell Stokes 15	Tre Kelley 9	2601
Jan 19	IOWA	W	19-4	*119-112	Tre Kelley 29	Byron Mullens 9	Tre Kelley 6	2055
Jan 22	Grand Rapids	W	20-4	104-98	Keith Benson 21 Rodney McGruder 21	Byron Mullens 12	Tre Kelley 6	3357
Jan 23	Canton	W	21-4	99-93	Bubu Palo 19	Keith Benson 12 Byron Mullens 12	Tre Kelley 4 Bubu Palo 4	3893
Jan 29	WESTCHESTER	W	22-4	128-117	Bubu Palo 28	Byron Mullens 16	Bubu Palo 6	3024
Jan 30	WESTCHESTER	L	22-5	100-110	Bubu Palo 24	Byron Mullens 11	Tre Kelley 6 Briante Weber 6	3131
Feb 3	CANTON	L	22-6	97-103	Tre Kelley 23	Byron Mullens 10	Tre Kelley 8	2433
Feb 5	Westchester	L	22-7	91-95	Jarnell Stokes 21	Jarnell Stokes 15	Briante Weber 4	2181
Feb 6	Erie	W	23-7	85-83	Jarnell Stokes 23	Jarnell Stokes 14	Tre Kelley 4	4735
Feb 17	Grand Rapids	W	24-7	108-100	Rodney McGruder 31	Nigel Spikes 9	Tre Kelley 9	2112
Feb 19	ERIE	W	25-7	105-91	Rodney McGruder 24	Keith Benson 13	Rodney McGruder 7	3142
Feb 20	ERIE	W	26-7	117-97	Keith Benson 32	Greg Whittington 10	Bubu Palo 10	3158
Feb 23	FORT WAYNE	W	27-7	123-74	Keith Benson 23	Keith Benson 11 Briante Weber 11	Briante Weber 10	2321
Feb 25	Iowa	W	28-7	118-114	Bubu Palo 23	Keith Benson 13 Briante Weber 13	Briante Weber 9	4094
Feb 27	Maine	W	29-7	112-95	Rodney McGruder 29	Rodney McGruder 11 Greg Whittington 11	DeAndre Liggins 7	2717
Feb 28	Maine	L	29-8	111-132	Rodney McGruder 32	Keith Benson 10	Briante Weber 6	2461
Mar 4	GRAND RAPIDS	W	30-8	118-85	Rodney McGruder 22 Briante Weber 22	Keith Benson 13	DeAndre Liggins 6 Rodney McGruder 6 Briante Weber 6	3015
Mar 5	GRAND RAPIDS	W	31-8	116-107	Bubu Palo 22	Keith Benson 8 Jarnell Stokes 8	Briante Weber 8	3102
Mar 11	Canton	W	32-8	121-117	Rodney McGruder 20	Greg Whittington 14	DeAndre Liggins 8	2890
Mar 12	Fort Wayne	W	33-8	128-111	Rodney McGruder 24	Jarnell Stokes 10	Bubu Palo 9	5053
Mar 14	AUSTIN	W	34-8	107-99	Jarnell Stokes 29	Jarnell Stokes 12	DeAndre Liggins 7	2245
Mar 18	CANTON	W	35-8	113-93	DeAndre Liggins 26	Greg Whittington 11	DeAndre Liggins 11	2967
Mar 19	CANTON	W	36-8	116-109	Bubu Palo 34	Jarnell Stokes 10	DeAndre Liggins 13	3091
Mar 22	Fort Wayne	W	37-8	109-88	Keith Benson 21	Keith Benson 9	DeAndre Liggins 7 Briante Weber 7	4756
Mar 25	Delaware	W	38-8	*99-93	Jarnell Stokes 23	Keith Benson 10	DeAndre Liggins 10	1799
Mar 26	Delaware	L	38-9	87-104	Rodney McGruder 19	Jarnell Stokes 7	Briante Weber 4	1770
Mar 29	IOWA	W	39-9	125-107	DeAndre Liggins 23 Jarnell Stokes 23	Keith Benson 10	DeAndre Liggins 10	2715
Mar 31	Iowa	L	39-10	100-106	Jarnell Stokes 29	Keith Benson 11 Jarnell Stokes 11	DeAndre Liggins 9	3923
Apr 2	GRAND RAPIDS	W	40-10	107-106	Keith Benson 16 Rodney McGruder 16	DeAndre Liggins 8	DeAndre Liggins 5	3103

	G	GS	MIN	FGM	FGA	Pct.	3PM	3PA	Pct.	FTM	FTA	Pct.	OR	DR	REB	Avg.	AST	PF	TO	BS	ST	PTS	Avg.	
SIoux FALLS	4	4	153	35	74	0.473	11	28	0.393	12	17	0.706	6	12	18	4.5	15	11	8	5	10	93	23.3	
Josh Richardson	28	28	862	250	376	0.665	4	9	0.444	74	111	0.667	101	159	260	9.3	32	79	43	19	31	578	20.6	
Jarnell Stokes	48	44	1798	290	565	0.513	93	242	0.384	85	115	0.739	104	151	255	5.3	112	103	64	13	66	758	15.8	
Rodney McGruder	31	31	1114	178	421	0.423	34	116	0.293	93	118	0.788	9	65	74	2.4	174	57	89	7	45	483	15.6	
Tre Kelley	49	23	1169	276	482	0.573	1	7	0.143	122	158	0.772	119	250	369	7.5	38	147	79	77	21	675	13.8	
Keith Benson	27	26	965	138	321	0.430	47	137	0.343	50	67	0.746	25	190	215	8.0	72	85	60	27	56	373	13.8	
Greg Whittington	34	33	1305	137	320	0.428	62	143	0.434	106	149	0.711	27	187	214	6.3	238	95	151	17	70	442	13.0	
DeAndre Liggins	50	27	1349	158	348	0.454	26	57	0.456	246	314	0.783	18	106	124	2.5	142	128	104	3	33	588	11.8	
Bubu Palo	28	9	808	121	258	0.469	20	49	0.408	37	51	0.725	20	127	147	5.3	117	67	52	4	59	299	10.7	
Briante Weber	47	5	972	154	330	0.467	35	116	0.302	104	147	0.707	29	78	107	2.3	66	138	63	17	54	447	9.5	
Jabril Trawick	27	18	696	92	242	0.380	35	114	0.307	28	43	0.651	44	159	203	7.5	39	47	50	10	16	247	9.1	
Byron Mullens	9	1	202	31	59	0.525	13	26	0.500	7	15	0.467	2	20	22	2.4	19	12	9	2	6	82	9.1	
Toure' Murry	45	36	1411	189	458	0.413	65	179	0.363	73	115	0.635	40	144	184	4.1	212	115	103	11	65	516	11.5	
(Total)	3	0	45	6	10	0.600	4	8	0.500	1	2	0.500	0	2	2	0.7	4	3	0	0	2	17	5.7	
Larry Drew II	39	0	429	67	111	0.604	1	2	0.500	42	90	0.467	46	74	120	3.1	20	69	27	42	11	177	4.5	
Nigel Spikes	13	0	103	16	26	0.615	0	1	0.000	4	5	0.800	5	17	22	1.7	2	9	6	1	1	36	2.8	
Byron Wesley	9	1	89	7	26	0.269	3	14	0.214	2	2	1.000	1	11	12	1.3	5	10	3	1	2	19	2.1	
Others																								
TOTALS	50		12045	1956	3969	0.493	389	1069	0.364	1013	1404	0.722	556	1608	2164	43.3	1095	1060	808	245	483	5314	106.3	
OPPONENTS	50		12045	1774	4027	0.441	416	1184	0.351	943	1235	0.764	508	1402	1910	38.2	941	1205	859	226	447	4907	98.1	

	-- SINGLE-GAME HIGHS --							----- AVERAGE PER GAME -----						
	MIN	REB	AST	ST	TO	BL	PTS	MIN	REB	AST	STL	TO	BLK	PTS
SIoux FALLS	43	7	5	4	4	2	30	38.3	4.5	3.8	2.5	2.0	1.3	23.3
Josh Richardson	39	15	4	3	5	3	29	30.8	9.3	1.1	1.1	1.5	0.7	20.6
Jarnell Stokes	50	11	7	5	3	2	32	37.5	5.3	2.3	1.4	1.3	0.3	15.8
Rodney McGruder	46	5	10	5	10	1	29	35.9	2.4	5.6	1.5	2.9	0.2	15.6
Tre Kelley	34	13	6	4	5	6	32	23.9	7.5	0.8	0.4	1.6	1.6	13.8
Keith Benson	43	14	7	6	4	3	30	35.7	8.0	2.7	2.1	2.2	1.0	13.8
Greg Whittington	48	14	15	5	9	4	26	38.4	6.3	7.0	2.1	4.4	0.5	13.0
DeAndre Liggins	44	8	10	3	5	1	34	27.0	2.5	2.8	0.7	2.1	0.1	11.8
Bubu Palo	42	13	10	7	6	1	26	28.9	5.3	4.2	2.1	1.9	0.1	10.7
Briante Weber	32	8	5	4	5	4	23	20.7	2.3	1.4	1.1	1.3	0.4	9.5
Jabril Trawick	44	16	5	3	5	2	22	25.8	7.5	1.4	0.6	1.9	0.4	9.1
Byron Mullens	40	5	4	3	2	1	17	22.4	2.4	2.1	0.7	1.0	0.2	9.1
Toure' Murry	22	1	2	2	0	0	8	15.0	0.7	1.3	0.7	0.0	0.0	5.7
Larry Drew II	25	10	3	2	4	7	16	11.0	3.1	0.5	0.3	0.7	1.1	4.5
Nigel Spikes	25	5	1	1	2	1	11	7.9	1.7	0.2	0.1	0.5	0.1	2.8
Byron Wesley	20	3	2	1	2	1	5	9.9	1.3	0.6	0.2	0.3	0.1	2.1
Others														
TEAM	255	53	30	15	27	11	128	240.9	43.3	21.9	9.7	16.2	4.9	106.3
OPPONENTS	255	56	27	19	25	9	132	240.9	38.2	18.8	8.9	17.2	4.5	98.1

SIoux FALLS SKYFORCE

2016-17 Game-by-Game Recap

Date	Opponent	W/L	Rec	Score	High Scorer	High Rebounder	Assist Leader	Att.
Nov 12	SALT LAKE CITY	W	1-0	117-100	Keith Benson 22	Keith Benson 12	Briante Weber 10	2969
Nov 18	DELAWARE	W	2-0	115-103	Okaro White 29	Okaro White 17	Bubu Palo 4 Okaro White 4 Jabril Trawick 4 Briante Weber 4	2621
Nov 20	Fort Wayne	L	2-1	125-130	Briante Weber 22	Stefan Jankovic 9	Bubu Palo 5	4143
Nov 22	AUSTIN	W	3-1	105-82	Okaro White 24	Okaro White 13	Briante Weber 12	2242
Nov 25	Santa Cruz	W	4-1	100-93	Jabril Trawick 30	Keith Benson 17	Briante Weber 7	2473
Nov 27	Northern Arizona	L	4-2	89-98	Marcus Posley 22	Keith Benson 8	Luis Montero 3	1275
Nov 29	GREENSBORO	W	5-2	114-87	Okaro White 22	Briante Weber 11	Briante Weber 12	2121
Dec 3	Iowa	W	6-2	117-101	Okaro White 29	Keith Benson 10 Okaro White 10	Briante Weber 9	4945
Dec 5	Long Island	W	7-2	124-116	Okaro White 28	Keith Benson 14	Marcus Posley 6	289
Dec 7	Grand Rapids	W	8-2	111-105	Ike Nwamu 18 Briante Weber 18	Keith Benson 11	Briante Weber 5	1932
Dec 9	Raptors	L	8-3	81-101	Keith Benson 19	Okaro White 15	Briante Weber 4	1961
Dec 11	SALT LAKE CITY	W	9-3	97-88	Marcus Posley 23	Keith Benson 15	Briante Weber 11	2840
Dec 16	AUSTIN	W	10-3	116-103	Jabril Trawick 23	Keith Benson 8	Briante Weber 7	2322
Dec 21	SANTA CRUZ	W	11-3	112-107	Keith Benson 23	Jabril Trawick 8	Briante Weber 5	2323
Dec 23	Iowa	W	12-3	103-84	Briante Weber 24	Keith Benson 18	Briante Weber 5	3819
Dec 25	NORTHERN ARIZONA	W	13-3	*96-94	Keith Benson 25	Briante Weber 16	Briante Weber 10	2974
Dec 27	Santa Cruz	L	13-4	98-115	Luis Montero 19	Keith Benson 12	Briante Weber 8	2473
Dec 28	Los Angeles	W	14-4	128-125	Okaro White 36	Keith Benson 12	Briante Weber 7	301
Dec 30	Salt Lake City	L	14-5	*109-110	Keith Benson 33	Keith Benson 14	Briante Weber 7	1579
Jan 6	TEXAS	W	15-5	148-122	Keith Benson 25	Keith Benson 12	Briante Weber 10	2669
Jan 7	TEXAS	W	16-5	130-118	Keith Benson 30	Keith Benson 11	Patrick Miller 9	2968
Jan 11	Rio Grande Valley	W	17-5	135-129	Briante Weber 31	Briante Weber 11	Briante Weber 11	4001
Jan 13	ERIE	L	17-6	118-125	Okaro White 23 Briante Weber 23	Keith Benson 12	Jabril Trawick 5 Briante Weber 5	2985
Jan 15	RENO	W	18-6	134-121	Keith Benson 31	Keith Benson 11	Briante Weber 9	2622
Jan 19	Reno	W	19-6	114-105	Patrick Miller 29	Briante Weber 13	Briante Weber 6	262
Jan 21	LOS ANGELES	W	20-6	118-113	Patrick Miller 30	Keith Benson 15	Patrick Miller 8 Briante Weber 8	576
Jan 25	Reno	L	20-7	116-129	Briante Weber 34	Luis Montero 9	Patrick Miller 11	1329
Jan 26	Los Angeles	L	20-8	120-125	Patrick Miller 32	Keith Benson 8	Briante Weber 10	485
Jan 28	OKLAHOMA CITY	L	20-9	119-138	Keith Benson 23	Keith Benson 8	Patrick Miller 9	2982
Jan 31	OKLAHOMA CITY	L	20-10	*115-120	Keith Benson 27	Luis Montero 12	Briante Weber 12	2431
Feb 2	Rio Grande Valley	L	20-11	124-129	Keith Benson 29	Keith Benson 14	Patrick Miller 13	4363
Feb 4	Texas	W	21-11	139-113	Keith Benson 26	Keith Benson 13	Patrick Miller 10	6006
Feb 7	WESTCHESTER	W	22-11	111-101	Patrick Miller 32	Keith Benson 16	Patrick Miller 6	2275
Feb 10	RIO GRANDE VALLEY	L	22-12	112-116	Patrick Miller 26	Keith Benson 10	Patrick Miller 15	2786
Feb 11	RIO GRANDE VALLEY	L	22-13	108-122	Keith Benson 21	Keith Benson 10	Patrick Miller 5	2975
Feb 14	IOWA	L	22-14	93-122	Keith Benson 29	Keith Benson 13	Bubu Palo 6	1979
Feb 22	Oklahoma City	W	23-14	108-100	Patrick Miller 26	Henry Walker 11	Patrick Miller 9	1682
Feb 23	Austin	L	23-15	105-122	Patrick Miller 22	Keith Benson 9	Bubu Palo 4	2906
Feb 25	Texas	L	23-16	129-145	Patrick Miller 31	Keith Benson 11	Patrick Miller 7	6368
Mar 1	SANTA CRUZ	L	23-17	98-115	Keith Benson 26	Keith Benson 13	Bubu Palo 11	1953
Mar 3	MAINE	W	24-17	127-107	Keith Benson 23	Malik Beasley 11	Bubu Palo 7	2968
Mar 4	Windy City	W	25-17	129-124	Keith Benson 30	Malik Beasley 8	Bubu Palo 6 Patrick Miller 6	3092
Mar 11	Salt Lake City	W	26-17	120-107	Greg Whittington 22	Keith Benson 16	Larry Drew II 6	2672
Mar 12	Northern Arizona	L	26-18	123-127	Henry Walker 25	Keith Benson 10	Patrick Miller 10	1607
Mar 15	RENO	L	26-19	115-134	Bubu Palo 17 Patrick Miller 17	Ike Nwamu 7	Larry Drew II 7	1998
Mar 18	LOS ANGELES	L	26-20	111-115	Bubu Palo 22	Keith Benson 10 Greg Whittington 10	Bubu Palo 9	2917
Mar 26	NORTHERN ARIZONA	W	27-20	129-120	Greg Whittington 23	Keith Benson 12	Larry Drew II 13	2953
Mar 28	IOWA	W	28-20	132-99	Henry Walker 22 Malik Beasley 22	Henry Walker 12	Larry Drew II 8	2590
Mar 30	Oklahoma City	L	28-21	113-128	Malik Beasley 32	Malik Beasley 19	Malik Beasley 7	2374
Apr 1	Austin	W	29-21	136-120	Keith Benson 28	Keith Benson 10	Patrick Miller 5 Malik Beasley 5	5965

CAPS indicate home game

*indicates overtime

Statistics thru 04/03/2017

	G	GS	MIN	FGM	FGA	Pct.	3PM	3PA	Pct.	FTM	FTA	Pct.	OR	DR	REB	Avg.	AST	PF	TO	BS	ST	PTS	Avg.	
SIoux FALLS																								
Keith Benson	50	50	1595	418	694	0.602	3	7	0.429	185	240	0.771	166	357	523	10.5	34	196	82	111	31	1024	20.5	
Malik Beasley	16	12	497	108	236	0.458	30	81	0.370	56	63	0.889	23	98	121	7.6	41	31	34	2	17	302	18.9	
Okaro White	23	23	761	144	328	0.439	38	126	0.302	98	114	0.860	58	143	201	8.7	42	93	73	14	25	424	18.4	
Juancho Hernangomez	1	0	26	6	14	0.429	1	5	0.200	4	7	0.571	3	8	11	11.0	1	5	4	2	0	17	17.0	
Briante Weber	31	31	1142	195	428	0.456	37	103	0.359	84	108	0.778	50	183	233	7.5	227	85	93	5	101	511	16.5	
Patrick Miller	42	25	1316	245	513	0.478	27	83	0.325	166	216	0.769	39	97	136	3.2	210	91	84	16	54	683	16.3	
(Total)	47	29	1476	271	570	0.475	29	91	0.319	190	245	0.776	43	107	150	3.2	232	102	101	16	61	761	16.2	
Bubu Palo	25	24	849	118	268	0.440	20	58	0.345	151	193	0.782	18	85	103	4.1	129	77	59	1	23	407	16.3	
Greg Whittington	9	6	270	48	100	0.480	24	53	0.453	2	2	1.000	8	43	51	5.7	18	30	18	6	9	122	13.6	
Jabril Trawick	37	18	928	157	324	0.485	35	95	0.368	128	171	0.749	28	95	123	3.3	100	119	74	13	32	477	12.9	
Henry Walker	25	5	537	103	268	0.384	81	209	0.388	34	41	0.829	8	97	105	4.2	38	71	24	20	24	321	12.8	
Marcus Posley	47	17	1171	156	445	0.351	98	275	0.356	48	66	0.727	10	85	95	2.0	97	70	67	3	44	458	9.7	
Ike Nwamu	47	13	1154	144	363	0.397	83	243	0.342	58	72	0.806	30	120	150	3.2	49	108	47	7	46	429	9.1	
Luis Montero	36	15	878	111	283	0.392	45	150	0.300	48	59	0.814	31	183	214	5.9	69	97	60	24	38	315	8.8	
Larry Drew II	10	1	235	31	65	0.477	14	35	0.400	5	7	0.714	4	23	27	2.7	59	23	22	1	7	81	8.1	
Kadeem Jack	2	0	21	7	8	0.875	0	0	-	0	0	-	1	1	2	1.0	0	2	0	2	2	14	7.0	
(Total)	33	2	466	97	206	0.471	3	25	0.120	64	99	0.646	32	75	107	3.2	14	63	27	16	15	261	7.9	
Stefan Jankovic	22	10	380	46	133	0.346	13	58	0.224	25	34	0.735	25	68	93	4.2	21	83	22	19	12	130	5.9	
Eric Weary Jr.	4	0	16	5	7	0.714	3	5	0.600	2	3	0.667	0	5	5	1.3	0	1	2	0	0	15	3.8	
Markeith Cummings	7	0	64	7	14	0.500	1	5	0.200	2	2	1.000	2	5	7	1.0	0	10	3	1	2	17	2.4	
Stephen Croone	3	0	21	1	6	0.167	1	4	0.250	4	7	0.571	1	2	3	1.0	1	3	1	0	1	7	2.3	
Vashil Fernandez	27	0	213	14	28	0.500	0	0	-	2	3	0.667	23	31	54	2.0	3	48	14	20	5	30	1.1	
Johan Petro	2	0	9	1	4	0.250	0	0	-	0	0	-	0	1	1	0.5	1	2	0	0	1	2	1.0	
TOTALS	50		12075	2065	4529	0.456	554	1595	0.347	1102	1408	0.783	528	1730	2258	45.2	1140	1245	783	267	474	5786	115.7	
OPPONENTS	50		12075	2021	4389	0.460	470	1329	0.354	1141	1519	0.751	557	1770	2327	46.5	1064	1227	848	263	433	5653	113.1	

	-- SINGLE-GAME HIGHS --							----- AVERAGE PER GAME -----						
	MIN	REB	AST	ST	TO	BL	PTS	MIN	REB	AST	STL	TO	BLK	PTS
SIoux FALLS														
Keith Benson	46	18	2	2	6	7	33	31.9	10.5	0.7	0.6	1.6	2.2	20.5
Malik Beasley	43	19	7	3	4	1	32	31.1	7.6	2.6	1.1	2.1	0.1	18.9
Okaro White	42	17	5	5	7	3	36	33.1	8.7	1.8	1.1	3.2	0.6	18.4
Juancho Hernangomez	26	11	1	0	4	2	17	26.0	11.0	1.0	0.0	4.0	2.0	17.0
Briante Weber	51	16	12	9	6	1	34	36.8	7.5	7.3	3.3	3.0	0.2	16.5
Patrick Miller	46	10	15	6	6	3	32	31.3	3.2	5.0	1.3	2.0	0.4	16.3
Bubu Palo	41	8	11	3	6	1	24	34.0	4.1	5.2	0.9	2.4	0.0	16.3
Greg Whittington	37	10	4	3	7	2	23	30.0	5.7	2.0	1.0	2.0	0.7	13.6
Jabril Trawick	38	8	6	3	8	3	30	25.1	3.3	2.7	0.9	2.0	0.4	12.9
Henry Walker	33	12	6	3	4	3	26	21.5	4.2	1.5	1.0	1.0	0.8	12.8
Marcus Posley	43	7	7	4	4	1	30	24.9	2.0	2.1	0.9	1.4	0.1	9.7
Ike Nwamu	44	7	4	3	4	2	23	24.6	3.2	1.0	1.0	1.0	0.1	9.1
Luis Montero	40	13	6	4	7	3	22	24.4	5.9	1.9	1.1	1.7	0.7	8.8
Larry Drew II	32	7	13	3	5	1	16	23.5	2.7	5.9	0.7	2.2	0.1	8.1
Kadeem Jack	14	2	0	1	0	2	12	10.5	1.0	0.0	1.0	0.0	1.0	7.0
Stefan Jankovic	30	10	6	2	4	3	20	17.3	4.2	1.0	0.5	1.0	0.9	5.9
Eric Weary Jr.	9	3	0	0	1	0	8	4.0	1.3	0.0	0.0	0.5	0.0	3.8
Markeith Cummings	17	2	0	1	1	1	9	9.1	1.0	0.0	0.3	0.4	0.1	2.4
Stephen Croone	16	3	1	1	1	0	4	7.0	1.0	0.3	0.3	0.3	0.0	2.3
Vashil Fernandez	20	7	1	1	2	3	7	7.9	2.0	0.1	0.2	0.5	0.7	1.1
Johan Petro	6	1	1	1	0	0	2	4.5	0.5	0.5	0.5	0.0	0.0	1.0
TEAM	270	63	35	19	26	11	148	241.5	45.2	22.8	9.5	15.7	5.3	115.7
OPPONENTS	270	62	33	15	26	12	145	241.5	46.5	21.3	8.7	17.0	5.3	113.1

SIOUX FALLS SKYFORCE

Date	Opponent	Team/Opp	Home	Road	Total	High Scoring	High Rebounds	High Assists	Opponent Scoring	Atten.
Nov 4	@Memphis-GLG	W120-116	0-0	1-0	1-0	McCree-29	Mitchell-7 Drew-7	Drew-12	Simmons-25	3,452
Nov 6	LAKE LAND	L100-108	0-1	1-0	1-1	McCree-16	Mitchell-12	Drew-8	Purvis-31	2,813
Nov 10	DELAWARE	W111-107	1-1	1-0	2-1	Craig-37	McCree-10	Drew-9	Okafor-25	2,732
Nov 11	SALT LAKE CIT	W119-109	2-1	1-0	3-1	Mitchell-25	Drew-9	Drew-14	Mitrou-Long-26	2,382
Nov 14	@Austin	L118-119	2-1	1-1	3-2	Mitchell-24 Craig-24	Mitchell-7 Jack-7	Walton-9	Hilliard-31	6,759
Nov 17	RIO GRANDE VA	L108-130	2-2	1-1	3-3	McCree-20	McCree-8	Mitchell-5	Hunter-22	2,672
Nov 18	RIO GRANDE VA	L100-134	2-3	1-1	3-4	Pryor-19	Hammons-8	Walton-12	Hunter-20 House-20	2,712
Nov 24	@Grand Rapids	W121-116	2-3	2-1	4-4	Mitchell-33	Pryor-10	Walton-10	Morris-21	2,987
Nov 27	ERIE	W136-100	3-3	2-1	5-4	Craig-35	Jack-19	Bradley-5 Walton-5	Smith-23	2,015
Dec 1	SANTA CRUZ	L 84-104	3-4	2-1	5-5	Mitchell-18	Hammons-8	Walton-7	Niang-22	2,815
Dec 3	@Santa Cruz	L 95-116	3-4	2-2	5-6	McCree-24	McCree-10 Craig-10	Walton-4 Mitchell-4 Craig-4	Cook-26	2,476
Dec 6	@Agua Calient	W117-112	3-4	3-2	6-6	Craig-24	Mitchell-11	Drew-13	Wallace-28	1,125
Dec 8	@South Bay	L135-139 (OT)	3-4	3-3	6-7	Mitchell-32	Craig-13	Drew-14	Caruso-41	656
Dec 13	@Oklahoma Cit	W121-119	3-4	4-3	7-7	Mitchell-32	Craig-13	Walton-10	Henry-23	1,385
Dec 15	@Wisconsin	L108-117	3-4	4-4	7-8	Nwamu-31	Mitchell-10	Mitchell-8	Munford-26	2,328
Dec 17	IOWA	L 99-106	3-5	4-4	7-9	Mitchell-25	Jack-13	Mitchell-12	Brown-25	2,475
Dec 20	@Reno	L 98-127	3-5	4-5	7-10	Gee-19	Jack-12	Drew-5	Cooley-28	1,173
Dec 21	@Salt Lake Ci	W127-109	3-5	5-5	8-10	Gee-29	Gee-10	Bradley-4 Drew-4	McCree-22	1,825
Dec 23	TEXAS	L119-122	3-6	5-5	8-11	Mitchell-28	Jack-8 Gee-8	Drew-9	Dentmon-31	2,242
Dec 25	MEMPHIS-GLG	L115-131	3-7	5-5	8-12	Pryor-28	Nwamu-6 Hammons-6	Drew-11	Scott-25	2,879
Dec 29	NORTHERN ARIZ	W120-118 (2OT)	4-7	5-5	9-12	Nwamu-29	Mitchell-15	Mitchell-7	Peters-26	2,373
Dec 31	OKLAHOMA CITY	L108-115	4-8	5-5	9-13	Mitchell-30	Taylor-8 Mitchell-8	Drew-9	Henry-23 Brown-23	2,050
Jan 2	SOUTH BAY	W108-100	5-8	5-5	10-13	Drew-29	Mitchell-11	Drew-7	Wear-19 Beachem-19	1,714
Jan 5	@Iowa	W128-103	5-8	6-5	11-13	Nwamu-28	Pryor-13	Drew-8	Trimble-23	2,459
Jan 7	AGUA CALIENTE	W113-103	6-8	6-5	12-13	Walton-24	Pryor-9	Mitchell-7	Henton-31	2,398
Jan 11	WINDY CITY	L 91-109	6-9	6-5	12-14	Mitchell-16	Taylor-9 Mitchell-9	Mitchell-7	Blakeney-42	1
Jan 13	@Raptors 905	W108-107 (OT)	6-9	7-5	13-14	Jones-30	Jones-10	Walton-10	Meeks-18 Caboclo-18	714
Jan 17	SALT LAKE CIT	W112-108	7-9	7-5	14-14	Drew-25	Jack-11	Nwamu-6	Mitrou-Long-22	2,322
Jan 19	@Fort Wayne	L130-131	7-9	7-6	14-15	Mitchell-33	Jack-10	Drew-13	Uthoff-28	3,776
Jan 20	@Canton	W103-100	7-9	8-6	15-15	Gee-23	Pryor-13 Hammons-13	Drew-10	Thornton-35	2,743
Jan 25	@Texas	L118-126	7-9	8-7	15-16	Williams-30	Hammons-16	Weber-7	Warney-21 Motley-21	5,068
Jan 27	@Rio Grande V	W147-133	7-9	9-7	16-16	Nwamu-37	Weber-9	Weber-11	Hunter-35	4,449
Jan 29	IOWA	L101-112	7-10	9-7	16-17	Jones-23	Jones-9 Jack-9	Walton-11	Brown-22	2,080
Feb 2	OKLAHOMA CITY	W127-118	8-10	9-7	17-17	Walton-41	Hammons-11 Walton-11	Drew-11	Felix-22	2,794
Feb 9	RENO	W129-104	9-10	9-7	18-17	Jack-22	Jack-12	Drew-12	Jones-20	2,798
Feb 10	RENO	W110- 93	10-10	9-7	19-17	Weber-27	Jones-16	Drew-13	Sampson-25	2,827
Feb 13	MEMPHIS-GLG	W125-102	11-10	9-7	20-17	Walton-22	Jack-12	Weber-10	Teague-24	1,928
Feb 24	@South Bay	W123-113	11-10	10-7	21-17	Jones-30	Jack-13	Walton-6	Payton-26	699
Feb 26	@Agua Calient	W117-112	11-10	11-7	22-17	Jack-23	Weber-8	Weber-11	Allen-20 Williams-20	1,897
Feb 28	@Oklahoma Cit	L 95-100	11-10	11-8	22-18	Jones-22	Weber-12	Weber-9	Thomas-22	3,506
Mar 2	GREENSBORO	W121-107	12-10	11-8	23-18	Weber-25	Craig-9	Walton-8	Wilkins-26	2,647
Mar 3	TEXAS	L118-125	12-11	11-8	23-19	Weber-25	Jack-11	Drew-9	Motley-34	2,745
Mar 6	SANTA CRUZ	W119-105	13-11	11-8	24-19	Jones-24	Jack-12	Weber-8	Boucher-21 Thompson-21	2,312
Mar 10	@Austin	L 94-113	13-11	11-9	24-20	Craig-24	Craig-8	Walton-5	Blossomgame-20	5,258
Mar 12	@Salt Lake Ci	W138-127	13-11	12-9	25-20	Jones-33	Craig-12	Walton-9 Drew-9	Stone-30	1,816
Mar 14	@Memphis-GLG	L112-140	13-11	12-10	25-21	Mitchell-28	Taylor-9	Mitchell-5	O. Johnson-27	1,505
Mar 17	AUSTIN	L107-117	13-12	12-10	25-22	Mitchell-21	Jack-10	Walton-8	Blossomgame-26	2,915
Mar 20	@Iowa	L116-121	13-12	12-11	25-23	Nwamu-22	Jones-17	Walton-9 Palo-9	Jefferson-27	3,002
Mar 23	@Northern Ari	L114-125	13-12	12-12	25-24	Jack-25	Jack-10	Walton-10	Goodwin-23	1,489
Mar 24	@Northern Ari	L137-141 (OT)	13-12	12-13	25-25	Nwamu-32	Jack-15	Palo-8	Williams-25	2,601

CAPS indicate home game

*indicates overtime

PLAYER	G GS MIN			-FIELD GOALS-			-3-POINT FG--			-FREE THROWS-			--REBOUNDS--				PF	DQ	STL	TO	BLK	PTS	AVG
	G	GS	MIN	FG	FGA	PCT	FG	FGA	PCT	FT	FTA	PCT	OFF	DEF	TOT	AST							
Craig	15	12	523	123	258	.477	39	101	.386	59	75	.787	39	84	123	51	39	1	17	39	30	344	22.9
Mitchell	44	17	1292	302	717	.421	115	365	.315	100	137	.730	50	208	258	167	116	1	75	119	38	819	18.6
Jones (TOT)	29	22	841	184	370	.497	46	136	.338	92	133	.692	46	170	216	54	75	0	38	47	52	506	17.4
Jones (SXF)	13	11	378	88	172	.512	26	73	.356	57	75	.760	16	85	101	25	27	0	19	17	22	259	19.9
McCree	13	8	377	71	174	.408	26	72	.361	43	53	.811	11	57	68	14	20	0	8	25	11	211	16.2
Walton	27	27	876	148	335	.442	57	151	.377	83	92	.902	16	90	106	190	35	0	39	82	5	436	16.1
Weber (TOT)	28	28	960	178	346	.514	30	90	.333	66	78	.846	42	137	179	199	81	0	73	97	5	452	16.1
Weber (SXF)	15	15	516	85	169	.503	20	60	.333	25	27	.926	23	73	96	103	49	0	30	47	2	215	14.3
Nwamu	47	31	1398	236	558	.423	144	393	.366	68	82	.829	23	130	153	108	92	0	45	90	9	684	14.6
Gee	28	22	898	136	273	.498	16	45	.356	93	129	.721	55	93	148	63	73	0	43	64	12	381	13.6
McGruder	2	2	45	13	30	.433	1	11	.091	0	1	1.000	3	7	10	2	1	0	1	0	0	27	13.5
Jack	45	28	1050	222	363	.612	0	2	1.000	94	141	.667	100	227	327	50	114	1	41	69	49	538	12.0
Drew	35	22	1076	157	362	.434	70	176	.398	25	36	.694	13	148	161	261	66	1	45	90	3	409	11.7
Williams	43	18	1103	151	390	.387	124	318	.390	11	14	.786	21	94	115	39	84	1	19	55	4	437	10.2
Pryor	24	9	586	90	212	.425	32	98	.327	31	40	.775	28	96	124	38	51	0	10	33	8	243	10.1
Hammons	25	14	505	96	179	.536	1	14	.071	22	29	.759	53	100	153	23	72	1	14	25	49	215	8.6
Palo	13	5	266	40	81	.494	8	21	.381	21	25	.840	11	21	32	28	24	1	7	22	2	109	8.4
Allen	2	0	23	6	13	.462	3	6	.500	0	0	---	0	1	1	0	2	0	2	1	0	15	7.5
Johnson	2	0	25	6	9	.667	0	0	---	2	2	1.000	1	2	3	3	5	0	3	1	0	14	7.0
Taylor	29	8	576	74	112	.661	0	0	---	54	83	.651	46	113	159	25	81	2	15	26	50	202	7.0
Jenkins	6	0	83	9	32	.281	9	30	.300	4	4	1.000	0	13	13	5	5	0	1	7	0	31	5.2
Bradley	33	1	438	52	115	.452	16	46	.348	23	26	.885	10	43	53	62	36	0	10	25	1	143	4.3
Hollis	3	0	18	3	10	.300	2	8	.250	0	0	---	1	5	6	2	1	0	1	0	0	8	2.7
SKYFORCE	50	-	12050	2108	4564	.462	709	1990	.356	815	1071	.761	520	1690	2210	1259	993	9	446	865	295	5740	114.8
OPPONENTS	50	-	12050	2152	4621	.466	534	1545	.346	931	1206	.772	640	1824	2464	1203	976	9	495	859	206	5769	115.4

PLAYER	-- SINGLE-GAME HIGHS --													----- AVERAGE PER GAME -----					----- AVERAGE PER 48 MINUTES -----				
	MIN	REB	AST	ST	TO	BL	PTS	MIN	REB	AST	STL	TO	BLK	PTS	REB	AST	PF	STL	TO	BLK	PTS		
Craig	45	13	8	5	7	5	37	34.9	8.2	3.4	1.13	2.6	2.00	22.9	11.3	4.7	3.6	1.56	3.6	2.75	31.6		
Mitchell	41	15	12	5	8	3	33	29.4	5.9	3.8	1.70	2.7	0.86	18.6	9.6	6.2	4.3	2.79	4.4	1.41	30.4		
Jones (TOT)	42	17	5	3	5	4	33	29.0	7.4	1.9	1.31	1.6	1.79	17.4	12.3	3.1	4.3	2.17	2.7	2.97	28.9		
Jones (SXF)	39	17	5	3	3	3	33	29.1	7.8	1.9	1.46	1.3	1.69	19.9	12.8	3.2	3.4	2.41	2.2	2.79	32.9		
McCree	38	10	3	2	7	3	29	29.0	5.2	1.1	0.62	1.9	0.85	16.2	8.7	1.8	2.5	1.02	3.2	1.40	26.9		
Walton	40	11	12	3	6	2	41	32.4	3.9	7.0	1.44	3.0	0.19	16.1	5.8	10.4	1.9	2.14	4.5	0.27	23.9		
Weber (TOT)	44	12	13	6	12	1	27	34.3	6.4	7.1	2.61	3.5	0.18	16.1	8.9	10.0	4.1	3.65	4.9	0.25	22.6		
Weber (SXF)	44	12	11	5	12	1	27	34.4	6.4	6.9	2.00	3.1	0.13	14.3	8.9	9.6	4.6	2.79	4.4	0.19	20.0		
Nwamu	45	7	8	5	6	1	37	29.7	3.3	2.3	0.96	1.9	0.19	14.6	5.3	3.7	3.2	1.55	3.1	0.31	23.5		
Gee	45	11	4	5	5	1	29	32.1	5.3	2.3	1.54	2.3	0.43	13.6	7.9	3.4	3.9	2.30	3.4	0.64	20.4		
McGruder	25	5	1	1	0	0	16	22.5	5.0	1.0	0.50	0.0	0.00	13.5	10.7	2.1	1.1	1.07	0.0	0.00	28.8		
Jack	38	19	4	3	5	4	28	23.3	7.3	1.1	0.91	1.5	1.09	12.0	14.9	2.3	5.2	1.87	3.2	2.24	24.6		
Drew	41	9	14	4	7	1	29	30.8	4.6	7.5	1.29	2.6	0.09	11.7	7.2	11.6	2.9	2.01	4.0	0.13	18.2		
Williams	45	8	5	2	5	2	30	25.6	2.7	0.9	0.44	1.3	0.09	10.2	5.0	1.7	3.7	0.83	2.4	0.17	19.0		
Pryor	42	13	5	2	5	4	28	24.4	5.2	1.6	0.42	1.4	0.33	10.1	10.2	3.1	4.2	0.82	2.7	0.66	19.9		
Hammons	34	16	4	3	4	5	18	20.2	6.1	0.9	0.56	1.0	1.96	8.6	14.5	2.2	6.8	1.33	2.4	4.66	20.4		
Palo	42	5	9	3	6	2	25	20.4	2.5	2.2	0.54	1.7	0.15	8.4	5.8	5.1	4.3	1.26	4.0	0.36	19.7		
Allen	13	1	0	1	0	8	11.7	0.5	0.0	1.00	0.5	0.00	7.5	2.1	0.0	4.2	4.17	2.1	0.00	31.3			
Johnson	14	2	2	2	1	0	8	12.7	1.5	1.5	1.50	0.5	0.00	7.0	5.8	5.8	9.6	5.76	1.9	0.00	26.9		
Taylor	41	12	3	3	3	8	22	19.9	5.5	0.9	0.52	0.9	1.72	7.0	13.3	2.1	6.8	1.25	2.2	4.17	16.8		
Jenkins	26	5	2	1	3	0	14	13.9	2.2	0.8	0.17	1.2	0.00	5.2	7.5	2.9	2.9	0.58	4.0	0.00	17.9		
Bradley	35	6	6	2	3	1	22	13.3	1.6	1.9	0.30	0.8	0.03	4.3	5.8	6.8	3.9	1.10	2.7	0.11	15.7		
Hollis	7	3	1	1	0	0	3	5.8	2.0	0.7	0.33	0.0	0.00	2.7	16.0	5.3	2.7	2.67	0.0	0.00	21.3		
SKYFORCE	260	58	42	16	28	14	147	241.0	44.2	25.2	8.92	17.3	5.90	114.8	44.0	25.1	19.8	8.88	17.2	5.88	114.3		
OPPONENTS	260	64	35	20	23	12	141	241.0	49.3	24.1	9.90	17.2	4.12	115.4	49.1	24.0	19.4	9.86	17.1	4.10	114.9		

All-Time NBA G League Draft Picks

2006

1	2	Andre Brown	DePaul
2	23	DeSean Hadley	Eastern Michigan
3	26	Frank Williams	Illinois
4	47	Jeff Varem	Washington State
5	50	Chris Rodgers	Arizona
6	71	Antywane Robinson	Temple
7	74	Luke Whitehead	Louisville
8	95	Joseph Works	Tarleton State
9	98	Jitim Young	Northwestern
10	119	Jemeil Rich	SMU

2007

1	6	Nik Caner-Medley	Maryland
2	23	Carl Elliott	George Washington
3	34	Jason Klotz	Texas
4	51	Evan Burns	San Diego State
5	62	J.C. Mathis	Michigan
6	79	Ronald Allen	Cincinnati
7	90	Milone Clark	Tennessee Tech
8	107	Michael Joiner	Florida State
9	118	Sammy Monroe	Newberry
10	135	Fred Robinson	Colorado State

2008

1	4	Gary Forbes	Massachusetts
2	29	Ty Morrison	Grand Canyon
3	36	Elgrace Wilborn	Western Kentucky
4	61	Gary Ervin	Arkansas
5	68	DeMario Williams	Miles College
6	93	Keith Brumbaugh	Hillsborough CC
7	100	Brock Gillespie	Rice
8	125	Michael Adams	Youngstown State
9	132	Keith Benjamin	Pittsburgh
10	157	Greg Plummer	Eckerd College

2009

1	13	Raymond Sykes	Clemson
2	20	Pete Campbell	Butler
3	45	Reggie Williams	VMI
4	52	Leemire Goldwire	Charlotte
5	77	Draelon Burns	DePaul
6	84	Nate Miles	Southern Idaho JC
7	109	Rodney Alexander	Oklahoma City
8	116	Lawrence McKenzie	Minnesota

2010

1	11	Cheikh Samb	Senegal
2	22	Sean Marshall	Boston College
3	43	Brad Byerson	Virginia Union
4	54	Keaton Grant	Purdue
5	75	Wink Adams	UNLV
6	86	Larry Darnell Cox	Mississippi Valley State
7	107	Brandon Hazzard	Troy
8	118	JR Inman	Rutgers

2011

1	4	Gabe Pruitt	Southern California
3	35	Casey Mitchell	West Virginia
4	60	Billy McShepard	Valdosta State
5	67	Anthony Moody	Mary
6	92	Will Pratt	Northwestern State
7	99	Brian Evans	Texas A&M-Corpus Christi
8	124	Brock Gillespie	Rice

2012

1	2	Andrew GoudeLOCK	Charleston
2	18	Mark Tyndale	Temple
5	66	Chris Davis	Southern
6	82	Malcolm Campbell	Warner
7	98	Michael Nunnally	Pacific
8	114	Travis Cohn	Jacksonville

2013

1	3	Quincy Douby	Rutgers
1	7	DeAndre Liggins	Kentucky
3	39	A.J. Davis	James Madison
4	58	Jamine Peterson	Providence
5	75	Lewis Jackson	Purdue
6	92	Phil Jones	Charlotte

2014

1	15	Fuquan Edwin	Seton Hall
2	33	Michael Williams	Cal State Fullerton
2	34	Manny Atkins	Georgia State
3	46	Chadrack Lufile	Wichita State
4	69	Matt Hezekiah	South Carolina State
5	87	Ashton Gibbs	Pittsburgh
6	105	Chris McNealy	Cal-Irvine

2015

1	14	Jabril Trawick	Georgetown
2	33	Deonta Stocks	West Georgia
3	52	Russell Byrd	Michigan State
4	71	Jereal Scott	Stephen F. Austin
5	90	Deshaunt Walker	Stephen F. Austin

2016

1	22	Ike Nwamu	UNLV
2	44	Marcus Posley	St. Bonaventure
3	65	DeAndre Mathieu	Minnesota
4	82	Ryan Bowie	UT-San Antonio
5	97	Aly Ahmed	CSU-Bakersfield

2017

1	14	Kris Jenkins	Villanova
2	34	Jimmie Taylor	Alabama
4	92	Tre Burnette	South Dakota

2018

2	40	Jalen Hayes	Oakland
2	43	Juwan Howard Jr.	Detroit Mercy

All-Time Roster (1989-2017)

<u>Name</u>	<u>Pos</u>	<u>Ht</u>	<u>Wt</u>	<u>From</u>	<u>Season(s)</u>
Jamal Abu-Shamala	F	6-7	210	Minnesota	2010-11
Wink Adams	G	6-0	210	UNLV	2010-11
Alexis Ajinca*	C	7-0	220	France	2008-09
Chris Alexander	C	7-1	260	Iowa State	2007-09
Chris Allen	G	6-3	205	Iowa State	2013-15
John Allen	G	6-1	190	Western Washington	2013-14
Ronald Allen	C	6-10	265	Cincinnati	2007-08
Ted Allen	F	6-10	220	Colorado	2002-03
Jake Anderson	G	6-2	200	Iowa State	2011-12
Richard Anderson	F/C	6-10	240	UC Santa Barbara	1991-93
Ryan Anderson	G	6-4	195	Nebraska	2011-12
Mark Ashman	C	6-10	235	Dayton	2000-01
Manny Atkins	G	6-6	205	Georgia State	2014-15
Anthony Avent	F	6-9	240	Seton Hall	1997-98
Chris Ayer	C	6-10	250	Loyola Marymount	2012-13, '13-14
Terrance Badgett	F	6-6	227	Nebraska	1998-99
David Bailey	G	5-10	165	Loyola-Chicago	2004-05, '07-11
Alpha Bangura	G	6-5	219	St. John's	2004-05
Andre Barrett	G	5-11	175	Seton Hall	2012-13
Jerome Beasley	F	6-10	240	North Dakota	2004-05
Malik Beasley*	G	6-5	195	Denver Nuggets	2016-17
Corey Beck	G	6-2	190	Arkansas	1995-00
Chad Bell	C	7-0	268	Nevada	2006-07
Mike Bell	F	6-7	210	Oklahoma	1996-97
Mario Bennett	F	6-9	230	Arizona State	2002-04
Keith Benson	C	6-11	230	Oakland University	2011-12, '15-17
Khem Birch	C	6-10	220	UNLV	2014-15
Marqus Blakely	F	6-5	220	Vermont	2011-12
Will Blalock*	G	6-0	205	Iowa State	2006-07
Ricky Blanton	F	6-7	215	LSU	1992-93
Nate Blessen	F	6-4	215	South Dakota	2001-02
Herb Blunt	C	6-10	208	Oklahoma Science & Arts	1994-95
Jahsha Bluntt	G/F	6-6	220	Delaware State	2007-08
Etdrick Bohannan	F	6-9	235	Auburn-Montgomery	2001-02
Harold Boudreaux	F	6-9	232	LSU	1993-94
Justin Bowen	F	6-7	210	Illinois-Chicago	2009-10
Jalen Bradley	G	6-1	180	Oral Roberts	2017-18
Torrye Braggs	F	6-8	255	Xavier	2003-04
Adrian Branch	F	6-8	185	Maryland	1989-90
Willie Brand	G	6-2	175	Texas-Arlington	1991-92
Tim Breaux	F	6-7	215	Wyoming	1992-93, '96-97
Andre Brown	F	6-9	245	DePaul	2006-07
Damone Brown	F	6-8	202	Syracuse	2006-08
Eric Brown	F	6-6	195	Miami (FL)	1989-90
Myron Brown	G	6-2	195	Slippery Rock	1994-95
Troy Brown	F	6-8	240	Providence	2002-03
Keith Brumbaugh	F	6-10	215	Hillsborough CC	2008-10
C.J. Bruton	G	6-2	190	Indian Hills	2000-01
Monty Buckley	F	6-6	210	California	1996-00

All-Time Roster (1989-2017)

<u>Name</u>	<u>Pos</u>	<u>Ht</u>	<u>Wt</u>	<u>From</u>	<u>Season(s)</u>
Rodney Buford	G/F	6-5	200	Creighton	2005-06
Albert Burditt	F	6-8	230	Texas	1998-99, '03-05
Evan Burns	F	6-8	220	San Diego State	2007-08
Evers Burns	F	6-8	240	Maryland	1994-95
Brad Byerson	F	6-8	245	Virginia Union	2010-11
Adrian Caldwell	F	6-8	265	Lamar	1993-95
Lee Campbell	F	6-7	210	SW Missouri State	1992-94
Pete Campbell	F	6-7	220	Butler	2009-10
Nik Caner-Medley	F	6-8	230	Maryland	2007-08
Geno Carlisle	G	6-4	200	California	2005-06
Steve Castleberry	C	7-0	250	Rider	2005-06
Ron Cavenall	C	7-1	230	Texas Southern	1989-90
Cedric Ceballos	F	6-7	235	Cal-State Fullerton	2003-04
Chris Childress	F	6-7	240	CSU-Pueblo	2008-09
Brian Christensen	C	6-10	245	Texas Christian	1990-91
Bryan Christiansen	G	6-5	220	Colorado State	2002-03
Kipp Christianson	C	7-0	270	St. John's (MN)	2001-02
Milone Clark	G	6-4	215	Tennessee Tech	2007-09
William Clay	G	6-2	190	Texas	2002-03
Merl Code	G	6-2	195	Clemson	1997-98
John Coker	C	7-0	255	Boise State	2000-01
Ben Coleman	F	6-9	235	Maryland	1996-97
Dan Coleman	F	6-9	225	Minnesota	2012-13
Dominique Coleman	G	6-3	195	Colorado	2010-12
Ronnie Coleman	F	6-6	205	Southern California	1992-93
Eric Coley	G	6-6	213	Tulsa	2001-03
Chris Collier	F	6-6	220	Georgia State	1998-99
Joe Courtney	F	6-9	220	Southern Mississippi	1992-93
Nick Covington	G	6-2	200	Oklahoma City	2011-12
Torrey Craig ^	F	6-6	215	USC Upstate	2017-18
Laurent Crawford	C	6-11	230	Chicago State	1989-90
Roger Crawford	G	6-4	185	Arkansas	1998-99
Stephen Croone	G	5-10	165	Furman	2016-17
Dan Cross	G	6-3	190	Florida	1997-98
Markeith Cummings	F	6-6	240	Kennesaw State	2014-15, '16-17
Deryl Cunningham	F	6-7	205	Kansas State	1994-96
Earl Cureton	F	6-9	215	Detroit	1993-94
Dan Cyrulik	C	7-0	235	Connecticut	1992-93
Joe Dabbert	C	6-10	260	Creighton	2005-07
Quintin Dailey	G	6-3	180	San Francisco	1989-90
Carlos Daniel	F	6-8	245	Washington State	2000-01
Edwin Daniels	G	6-0	185	Texas Christian	2001-02
Lloyd Daniels	G/F	6-7	215	Mt. San Antonio	1998-99
Shawn Daniels	F	6-7	250	Utah State	2005-06
Jermareo Davidson*	F	6-10	230	Alabama	2007-08
A.J. Davis	G	6-6	210	James Madison	2013-15
Ben Davis	F	6-9	240	Arizona	2000-01
Chris Davis	G	6-3	185	Southern	2012-13
Claude Davis	G	6-5	208	Arkansas State	2003-04

All-Time Roster (1989-2017)

<u>Name</u>	<u>Pos</u>	<u>Ht</u>	<u>Wt</u>	<u>From</u>	<u>Season(s)</u>
Louis Davis	G	6-3	190	NE Louisiana	1996-97
Mark Davis	G	6-5	180	Old Dominion	1994-95
Mark Davis	G/F	6-7	215	Texas Tech	2001-02
Mike Davis	F	6-9	225	Illinois	2012-13
Nick Davis	F	6-9	205	Arkansas	1998-00
Andre Dawkins*	G	6-4	219	Duke	2014-15
Darryl Dawkins	C	6-11	252	Maynard Evans HS	1995-96
A.J. Diggs	G	5-10	185	California	2005-06
Nigel Dixon	C	6-11	320	Western Kentucky	2006-07
Muntrelle Dobbins	F	6-8	245	Arkansas-Little Rock	2001-02
Patrick Doctor	F	6-8	245	American	2002-03
Quincy Douby	G	6-3	175	Rutgers	2013-14
Zoran Dragic*	G	6-5	200	Slovenia	2014-15
Larry Drew II	G	6-2	175	UCLA	2013-18
Ben Ebong	F	6-8	230	Davidson	2000-01
Bill Edwards	F	6-8	215	Wright State	1993-94
Corsley Edwards	F	6-9	270	Central Connecticut State	2002-03, '04-05
John Edwards	C	7-0	275	Kent State	2008-09
Fuquan Edwin	G/F	6-6	215	Seton Hall	2014-15
Reggie Elliot	G	6-5	180	Mercer	1997-99
Carl Elliott	G	6-4	220	George Washington	2007-09
Chris Ellis	F	6-9	265	Wake Forest	2008-09
Anthony Epps	G	6-2	185	Kentucky	1998-99
Gary Ervin	G	6-0	182	Arkansas	2008-09
Brian Evans	G	6-0	180	Texas A&M-Corpus Christi	2011-12
Ryan Evans	F	6-8	215	Wisconsin	2013-14
Patrick Ewing, Jr.	F	6-8	235	Georgetown	2010-12
Will Farley	G	6-5	203	Fresno State	2003-04
Tony Farmer	F	6-9	244	Nebraska	1991-92, '93-94
Mustapha Farrakhan	G	6-4	181	Virginia	2012-13
Noel Felix	F	6-8	240	Fresno State	2005-06
Anwar Ferguson	C	7-0	200	Houston	2010-11
Vashil Fernandez	C	6-11	240	Valparaiso	2016-17
Chico Fletcher	G	5-6	170	Arkansas State	2000-01
Jonny Flynn*	G	6-0	195	Syracuse	2010-11
Eddy Fobbs	F/C	6-11	235	Sam Houston State	2006-07
Isaac Fontaine	G	6-4	210	Washington State	2000-01
Gary Forbes	F	6-7	220	Massachusetts	2008-09
Will Foster	C	7-5	260	Gonzaga	2011-13
Reggie Fox	G	6-3	200	Wyoming	1994-96
Tim Frost	C	6-10	236	Utah	2004-05
Carlos Funchess	G	6-3	185	Northeast Louisiana	1992-93
Corey Gaines	G	6-3	185	Loyola Marymount	1991-92
Chad Gallagher	C	6-10	255	Creighton	1992-93
Terrence Gamble	C	6-10	255	Tarleton State	2009-10
Charles Garcia	F	6-9	220	Seattle University	2011-12
Trey Gilder	F	6-9	200	Northwestern State	2011-12
C.J. Giles	F	6-10	220	Oregon State	2008-09

All-Time Roster (1989-2017)

<u>Name</u>	<u>Pos</u>	<u>Ht</u>	<u>Wt</u>	<u>From</u>	<u>Season(s)</u>
Leemire Goldwire	G	5-11	190	Charlotte	2009-11
Lancaster Gordon	G	6-3	195	Louisville	1990-91
Andrew Goude-lock	G	6-3	200	Charleston	2012-13
Terry Gould	G	6-2	195	South Carolina	1989-90
Stephen Graham	G	6-6	215	Oklahoma State	2005-07
Greg Grant	G	5-7	145	Trenton State	1997-98
Keaton Grant	G	6-4	200	Purdue	2010-11
Devin Gray	F	6-6	230	Clemson	1995-97, '98-99
Roland Gray	F	6-6	220	St. Louis	1993-94
Steve Grayer	F	6-8	220	Wichita State	1989-91
Vincent Grier	G	6-5	207	Minnesota	2006-07
Artie Griffin	G	6-4	200	Alabama	2002-03
Peter Gudmundsson	C	7-2	260	Washington	1989-90, '91-92
DeSean Hadley	G	6-4	205	Eastern Michigan	2004-05, '06-07
Emmett Hall	F	6-7	215	South Carolina	1995-97
Brian Hamilton	F	6-6	205	Louisiana-Lafayette	2011-12
Justin Hamilton	C	7-0	255	LSU	2013-14
AJ Hammons	C	7-0	250	Purdue	2017-18
Darrin Hancock	G/F	6-7	215	Kansas	2003-04
Brian Harper	F	6-9	210	Paine	2008-09
Anthony Harris	G	6-2	187	Miami	2010-11
Chris Harris	G	6-5	190	Illinois-Chicago	1993-94
Eric Harris	G	6-3	195	Minnesota	1998-99
Joseph Harris	G	6-5	180	Coastal Carolina	2014-15
Kenny Harris	G	6-1	185	Virginia Commonwealth	1996-97
Leonard Harris	F	6-7	210	Virginia State	1989-91
Tony Harris	G	6-3	195	New Orleans	1994-95, '96-97, '98-99
David Harrison	G	6-4	200	Campbellsville (KY)	2001-02
Steven Hart	G	6-3	190	Indiana State	2003-04
Donnell Harvey	C	6-8	203	Florida	2004-05
Corey Hawkins	G	6-1	200	UC Davis	2014-16
Juaquin Hawkins	F	6-7	210	Long Beach State	2004-05
Michael Hawkins	G	6-0	178	Xavier (OH)	2000-01, '03-04
James Head	F	6-7	230	Eastern Michigan	2003-04
Phil Henderson	G	6-4	180	Duke	1990-92
Skeeter Henry	F	6-7	190	Oklahoma	1995-96
Juancho Hernangomez*	F	6-9	230	Movistar Estudiantes (Spain)	2016-17
Fred Herzog	F	6-9	220	Fordham	1994-95
Dametri Hill	F	6-7	290	Florida	1999-00
Johnnie Hilliard	G	6-4	205	College of Idaho	1993-94
Robert Hite	G	6-2	187	Miami (FL)	2006-07
Poncho Hodges	C	6-9	230	Colorado	1993-94
Ishmael Hollis	F	6-8	210	North Georgia	2017-18
Tito Horford	C	7-1	250	Miami (FL)	1993-94
Jamelle Horne	F	6-7	224	Arizona	2011-12
Brian Howard	F	6-7	215	North Carolina State	1994-95
Troy Hudson	G	6-1	170	Southern Illinois	1997-99, '12-13
Anderson Hunt	G	6-1	180	UNLV	1992-93, '95-96
Brandon Hunter	F	6-7	255	Ohio	2005-06
Cedric Hunter	G	6-0	180	Kansas	1992-95

All-Time Roster (1989-2017)

Name	Pos	Ht	Wt	From	Season(s)
Marc Iavaroni	F	6-10	225	Virginia	1991-92
Kadeem Jack	F	6-9	220	Rutgers	2016-18
Damon Jackson	G	6-4	195	Fresno State	2004-05
David Jackson	G	6-4	215	Oregon	2003-05
Courtney James	F	6-8	270	Minnesota	2004-05
Henry James	F	6-8	225	St. Mary's (TX)	1994-97, '98-99, '01-03
Stefan Jankovic	F	6-11	235	Hawaii	2016-17
Nathan Jawai*	C	6-10	280	Australia	2009-10
Khari Jaxon	F	6-9	227	New Mexico	2001-02
Dontell Jefferson	G	6-5	195	Arkansas	2011-12
Kris Jenkins	G	6-5	260	Villanova	2017-18
Alexander Johnson	F	6-9	230	Florida State	2009-10
Amir Johnson*	F	6-9	210	Westchester HS (CA)	2006-07
Dominique Johnson	G	6-3	195	Azusa Pacific	2012-13
Geron Johnson	G	6-3	200	Memphis	2017-18
Justin Johnson	G	6-6	190	Iowa	2008-09
Kannard Johnson	F	6-9	220	Western Kentucky	1993-94
Tyler Johnson*	G	6-4	186	Fresno State	2014-15
Michael Joiner	F	6-7	230	Florida State	2007-10
Bobby Jones	F	6-7	215	Washington	2007-09
Mike Jones	G	6-4	210	Texas Christian	2000-01
Shawn Jones	F	6-8	195	Middle Tennessee State	2014-15
Derrick Jones Jr. ^	F	6-7	190	UNLV	2017-18
Adonis Jordan	G	5-11	180	Kansas	1993-94
Reggie Jordan	G	6-4	210	New Mexico State	1995-96
Jason Keep	C	6-10	280	San Diego	2004-05
Tre Kelley	G	6-0	188	South Carolina	2013-16
Jamie Kendrick	F	6-7	210	Baylor	2000-01
Jonathan Kerner	C	6-11	245	East Carolina	1998-00
Jimmy King	G	6-5	210	Michigan	1999-00
Rich King	C	7-2	265	Nebraska	1995-98, '03-04
Stacey King	F/C	6-11	250	Oklahoma	1996-98
Jason Klotz	C	6-9	245	Texas	2007-08
Joe Krabbenhoft	F	6-7	219	Wisconsin	2009-10
Jim Lampley	C	6-11	230	Arkansas-Little Rock	1989-90
Greg Lazard	F	6-8	230	Wingate (NC)	1991-92
Kurk Lee	G	6-1	185	Towson State	1991-92
Malcolm Lee*	G	6-5	200	UCLA	2011-12
Gary Leonard	C	7-2	265	Missouri	1990-91
Clifford Lett	G	6-3	170	Florida	1992-94
Ralph Lewis	F	6-6	200	La Salle	1989-90, '91-92
DeAndre Liggins	G	6-6	209	Kentucky	2013-16
Randy Livingston	G	6-4	209	LSU	1997-99, '00-03, '04-05
Horacio Llamas	C	6-11	285	Grand Canyon (AZ)	1996-97
John Long	G	6-5	195	Detroit	1993-94
Jai Lucas	G	5-10	160	Texas	2012-13
Chadrack Lufile	F	6-9	265	Wichita State	2014-15
Kevin Lyde	F	6-10	260	Temple	2010-11
Mike Mackell	C	6-9	250	San Diego State	2005-06
Renaldo Major	F	6-7	200	Fresno State	2005-06
Gordon Malone	F/C	6-10	224	West Virginia	1997-98
Pace Mannion	F	6-7	190	Utah	1994-95

All-Time Roster (1989-2017)

Name	Pos	Ht	Wt	From	Season(s)
Sean Marshall	F	6-6	210	Boston College	2010-11
Darrick Martin	G	5-11	170	UCLA	1994-95, '03-04
Anthony Mason, Jr.	F	6-7	215	St. John's	2010-12, '13-14
Tommy Mason-Griffin	G	5-11	203	Oklahoma	2010-11
Tony Massop	F	6-6	230	Kansas State	1995-96, '97-98, '01-02
J.C. Mathis	F	6-9	225	Michigan	2007-08
Tharon Mayes	G	6-3	175	Florida State	1990-92
James Mays	F	6-9	230	Clemson	2012-13
Bob McCann	F	6-7	248	Morehead State	1997-98
Melvin McCants	F/C	6-8	240	Purdue	1990-91
Kelley McClure	G	6-1	195	Otterbein College	2002-03
Chris McCray	G	6-5	192	Maryland	2009-11
Erik McCree	G	6-8	225	Louisiana Tech	2017-18
Jerry McCullough	G	6-0	185	Pittsburgh	1999-00
Lashun McDaniel	G	6-2	180	St. Augustine's	1989-90
Darryl McDonald	G	6-4	180	Texas A&M	1991-94
Stephen McDowell	G	6-0	180	Tennessee-Chattanooga	2010-12
Ken McFadden	G	6-1	180	Cleveland State	1989-90
Glen McGowan	F	6-9	230	Pepperdine	2007-09
Rodney McGruder	G	6-4	205	Kansas State	2014-15
Carlton McKinney	G	6-5	210	Southern Methodist	1993-96
Darren McLinton	G	6-0	190	James Madison	2001-02
Billy McShepard	F	6-10	220	Valdosta State	2011-12
Antonio Meeking	F	6-8	245	Louisiana Tech	2006-07
Kevin Melson	G	6-6	205	Wright State	2005-06
Rich Melzer	F	6-8	230	Wisconsin-River Falls	2004-05
Patrick Miller	G	6-1	215	Tennessee State	2016-17
Silas Mills	F	6-7	205	Utah State	2001-02, '03-04
Casey Mitchell	G	6-4	220	West Virginia	2011-13
Todd Mitchell	F	6-7	205	Purdue	1994-95
Tony Mitchell	F	6-6	215	Alabama	2017-18
Tracy Mitchell	G	6-2	175	Texas Christian	1989-91
Luis Montero	G	6-7	195	Westchester CC	2016-17
Anthony Moody	G	6-0	160	Mary	2011-12
Ricky Moore	G	6-1	195	Connecticut	2001-02, '03-04
Arnett Moultrie*	F	6-10	245	Mississippi State	2012-13
Josh Mueller	G	5-11	180	South Dakota	2005-06
Byron Mullens	C	7-0	270	Ohio State	2014-16
Ellis Myles	F	6-7	245	Louisville	2005-06
Antwahn Nance	F	6-10	220	Grambling State	1991-92
Jeff Nannen	F	6-7	205	South Dakota	1990-91
Shabazz Napier*	G	6-1	175	Connecticut	2014-15
Alfred Neale	G	6-6	210	New Mexico	2005-06
Lawrence Nelson	C	6-10	245	Tulane	2002-03, '04-05
Mike Nelson	G	6-4	185	North Dakota State	2009-10
Elton Nesbitt	G	5-9	165	Georgia Southern	2006-08
Tyrone Nesby	F	6-6	225	UNLV	1998-99
Melvin Newbern	G	6-4	200	Minnesota	1994-95, '97-98
Jared Newson	G	6-5	215	Tennessee-Martin	2009-10
Demetris Nichols	F	6-8	215	Syracuse	2012-13
Kevin Nixon	G	6-1	180	Utah State	1989-90

All-Time Roster (1989-2017)

<u>Name</u>	<u>Pos</u>	<u>Ht</u>	<u>Wt</u>	<u>From</u>	<u>Season(s)</u>
Dennis Nutt	G	6-2	170	Texas Christian	1989-91
Ike Nwamu	G	6-5	205	UNLV	2016-18
Ike Nwankwo	F	6-10	260	Long Beach State	2000-01
Yemi Ogunoye	F	6-9	210	Oral Roberts	2010-12
Jimmy Oliver	G/F	6-6	208	Purdue	1992-93
Alex Oriakhi	C	6-9	255	Missouri	2013-14
Orion Outerbridge	F	6-9	220	Rhode Island	2013-14
Doug Overton	G	6-5	180	LaSalle	2002-03
Chris Owens	F	6-7	245	Texas	2005-06
Damian Owens	F	6-6	215	West Virginia	2003-04
Victor Page	G	6-3	200	Georgetown	1997-02
Bubu Palo	G	6-2	170	Iowa State	2014-17
Leo Parent	F	6-6	220	Lowell	1989-91
Marlon Parmer	G	6-3	185	Kentucky Wesleyan	2003-04
Kirk Penney	G	6-5	220	Wisconsin	2009-10
James Penny	F	6-6	205	Texas Christian	2002-03
Jamine Peterson	F	6-6	225	Providence	2013-14
Johan Petro	C	7-1	250	Pau-Orthez (France)	2016-17
Michael Phelps	G	6-4	185	Alcorn State	1990-91
Marshall Phillips	G/F	6-6	210	Appalachian State	2000-01
Bobby Phills	G	6-5	232	Southern	1991-92
Dexter Pittman*	C	6-11	308	Texas	2010-11, '12-13
Jimmy Polk	G	6-4	195	Rice	1998-99
Tajuan Porter	G	5-7	155	Oregon	2013-14
Marcus Posley	G	6-1	200	St. Bonaventure	2015-16
Kasib Powell	F	6-7	218	Texas Tech	2007-09
Eric Powers	F	6-8	225	South Dakota	1996-97, '98-99
Will Pratt	F	6-5	212	Northwestern State	2011-12
Jean Prioleau	G	6-2	185	Fordham	1993-94
Gabe Pruitt	G	6-4	185	Southern California	2011-13
Anthony Pullard	F	6-10	245	McNeese State	1993-94
Livan Pyfrom	C	7-0	240	Creighton	2001-02
Jeff Rabey	C	6-11	260	Bradley	2001-02
Vincent Rainey	G	6-5	210	Murray State	1997-98
Leo Rautins	F	6-8	220	Syracuse	1990-91
Mike Ravizee	F/C	6-8	270	DePaul	1997-98
Ken Redfield	F	6-7	210	Georgia	1990-92
George Reese	F	6-7	226	Ohio State	2002-03
Larry Reid	G	6-0	170	Kansas State	2004-05
Jared Reiner	C	6-11	255	Iowa	2006-07
Richard Rellford	F	6-6	225	Michigan	1991-92
Maureece Rice	G	6-1	225	George Washington	2010-11
Jemeil Rich	G	5-10	170	Southern Methodist	2005-06
Chris Richard*	F	6-9	255	Florida	2007-08
Josh Richardson*	G	6-6	200	Tennessee	2015-16
Antywane Robinson	F	6-8	220	Temple	2006-08
Chris Robinson	G	6-5	200	Western Kentucky	1999-00
Jamal Robinson	G	6-7	212	Virginia	2000-01
Melvin Robinson	C	7-0	270	St. Louis	1994-95
Brett Robisch	C	6-11	255	Oklahoma State	1998-00
Chris Rodgers	G	6-4	205	Arizona	2006-07

All-Time Roster (1989-2017)


<u>Name</u>	<u>Pos</u>	<u>Ht</u>	<u>Wt</u>	<u>From</u>	<u>Season(s)</u>
Matt Roe	G	6-6	200	Maryland	1991-92
Frank Ross	G	6-1	190	American	1990-91
Eric Sandrin	F	6-9	225	Seattle Pacific	2005-06
Mark Sanford	F	6-9	210	Washington	2005-06
Jason Sasser	F	6-7	225	Texas Tech	1996-99
Damian Saunders	F	6-8	214	Duquesne	2012-13
Dominique Scales	F	6-9	230	E. Central Oklahoma	2010-12
Versile Shaw	F	6-7	220	UNC-Charlotte	2002-03
Sean Singletary*	G	6-0	185	Virginia	2008-09
Donald Sloan	G	6-3	205	Texas A&M	2012-13
Bryant Smith	F	6-5	188	Auburn	1999-01
Chris Smith	G	6-2	180	Connecticut	1999-00
Craig Smith	F	6-7	265	Boston College	2013-14
John Smith	F	6-7	225	Duke	1990-92
Leon Smith	C	6-10	250	King HS (Chicago)	2001-02
Stevin Smith	G	6-2	208	Arizona State	1995-97
Elmore Spencer	C	7-0	270	UNLV	1998-99
Nigel Spikes	C	6-10	227	Marshall	2015-16
Larry Spriggs	F	6-7	230	Howard	1990-91
Kebu Stewart	F	6-8	240	Cal State Bakersfield	1998-00
Greg Stiemsma	C	6-11	260	Wisconsin	2008-10, '11-12
Greg Stokes	C	6-10	220	Iowa	1991-92
Jarnell Stokes	F	6-9	260	Tennessee	2015-16
Jerry Stroman	F	6-6	190	Utah	1992-93
Carlos Strong	F	6-8	246	Georgia	2001-02
Kelby Stuckey	F	6-7	220	SW Missouri State	1992-94
Ochiel Swaby	F	6-7	208	Central Florida	1996-97
Raymond Sykes	F	6-9	225	Clemson	2009-11
Brett Szabo	F/C	6-11	230	Augustana (SD)	1991-94
Calvin Talford	G	6-4	180	East Tennessee State	1993-94
Roy Tarpley	C	6-11	240	Michigan	2003-04
Seth Tarver	G/F	6-5	215	Oregon State	2012-13
Eric Taylor	F	6-7	245	St. Francis	2001-02
Jimmie Taylor	C	6-10	250	Alabama	2017-18
Marcus Taylor	G	6-3	190	Michigan State	2002-03
Denver TenBroek	G	6-4	217	North Dakota State	2004-05
Billy Thomas	G	6-5	218	Kansas	2005-06
Carl Thomas	G	6-4	195	Eastern Michigan	2001-02
John Thomas	F	6-8	270	Minnesota	2004-05
Victor Thomas	F	6-8	205	LaSalle	2002-03
Mychel Thompson	F	6-7	215	Pepperdine	2012-13
Ray Thompson	F	6-6	220	Oral Roberts	1994-95
Bob Thornton	C	6-10	225	UC Irvine	1991-92
Scotty Thurman	F	6-6	210	Arkansas	1995-96
Jabril Trawick	G	6-5	215	Georgetown	2015-17
B.J. Tyler	G	6-2	185	Texas	2003-04
Mark Tyndale	F	6-5	210	Temple	2012-13
Johnny Tyson	C	6-10	227	Central Oklahoma	2001-02, '03-04
Cory Underwood	F/C	6-10	235	Southern (New Orleans)	2010-11

All-Time Roster (1989-2017)

<u>Name</u>	<u>Pos</u>	<u>Ht</u>	<u>Wt</u>	<u>From</u>	<u>Season(s)</u>
Dan Vandervieren	F	6-10	265	Concordia-St. Paul	2011-12
Jeff Varem	F	6-6	240	Washington State	2006-07
Jarvis Varnado*	F/C	6-9	230	Mississippi State	2012-13
Bryant Voiles	F	6-9	209	Augustana (IL)	2012-13
Mark Wade	G	6-0	160	UNLV	1994-95
Henry Walker	F	6-6	220	Kansas State	2013-15, '16-17
Jermaine Walker	F	6-7	225	Miami (FL)	2005-06
Winfred Walton	F	6-9	230	Fresno State	2000-01
Derrick Walton Jr. ^	G	6-0	185	Michigan	2017-18
Michael Watson	G	6-1	185	Missouri-Kansas City	2004-05
Tony Watts	G	6-2	165	Mississippi State	1992-94
Eric Weary Jr.	G	6-5	205	Houston	2016-17
Ray Weathers	G	6-4	195	Michigan State	2001-03
Briante Weber	G	6-2	165	Virginia Commonwealth	2015-18
Jeff Webster	F	6-8	232	Oklahoma	1995-96
Charlie Westbrook	G	6-4	196	South Dakota	2013-14
Albert White	G/F	6-5	238	Missouri	1999-01
Chuckie White	F	6-7	220	Purdue	1991-92
Eric White	F	6-8	210	Pepperdine	1989-91
Leonard White	F	6-7	224	Southern	2000-02, '03-04
Okaro White	F	6-8	215	Florida State	2016-17
Quannas White	G	6-2	195	Oklahoma	2005-06
Luke Whitehead	F	6-6	220	Louisville	2006-07
Hassan Whiteside*	C	7-0	235	Marshall	2012-13, '14-15
Dwayne Whitfield	F	6-7	252	Jackson State	2000-01
Greg Whittington	F	6-8	210	Georgetown	2015-17
Elgrace Wilborn	F	6-8	220	Western Kentucky	2008-09
Brandon Williams	G	6-6	215	Davidson	2004-05
Corey Williams	G	6-3	217	Alabama State	2005-07
Frank Williams	G	6-3	215	Illinois	2006-07, '08-09
LeRon Williams	F	6-8	230	South Carolina	2000-01
Matt Williams Jr.	G	6-5	210	UCF	2017-18
Michael Williams	G	6-2	185	Cal State Fullerton	2014-15
Mike Williams	F/C	6-8	260	Bradley	1991-92, '94-96
Reggie Williams	F	6-6	210	VMI	2009-10
Ben Wilson	F	6-6	195	Mercer	1989-90
Marshall Wilson	F	6-7	205	Georgia	1993-94
Trevor Wilson	F	6-8	215	UCLA	1995-97
Kelly Wise	F	6-10	217	Memphis	2004-05
Curtis Withers	F	6-8	230	UNC-Charlotte	2011-12
Steve Woodberry	G	6-4	205	Kansas	2003-04
Randy Woods	G	6-0	185	La Salle	1997-98
Joseph Works	F	6-7	220	Tarleton State	2006-07
James Wright	G	6-1	190	Colorado	2005-06
A.J. Wynder	G	6-2	180	Fairfield	1995-96
Korleone Young	F	6-7	218	Hargrave Military Academy	2002-03
Michael Young	F	6-7	220	Houston	1990-91

* - NBA Assigned Player

^ - Two-Way Player



PLAYOFF RECORDS & HISTORY

Playoff Individual Records

Points

Game	41	Reggie Fox	vs. OMH	3/31/95
------	----	------------	---------	---------

Field Goals Made

Game	15	David Bailey	vs. RFD	3/29/05
------	----	--------------	---------	---------

Field Goals Attempted

Game	29	Corsley Edwards	@ RFD	4/02/05
------	----	-----------------	-------	---------

Field Goal Percentage

Game	1.000	Chris Alexander (4-4)	@ AUS	4/19/08
	1.000	Brett Robisch (4-4)	vs. LAX	3/31/00

Free Throws Made

Game	18	Tony Harris	@ OMH	3/28/95
------	----	-------------	-------	---------

Free Throws Attempted

Game	21	Trevor Wilson	vs. FLA	4/13/96
------	----	---------------	---------	---------

Free Throw Percentage

Game	1.000	Corsley Edwards (12-12)	vs. DAK	3/20/05
------	-------	-------------------------	---------	---------

3-Point Field Goals Made

Game	8	David Jackson	@ RFD	4/02/05
------	---	---------------	-------	---------

3-Point Field Goals Attempted

Game	14	David Jackson	@ RFD	4/02/05
------	----	---------------	-------	---------

Rebounds

Game	21	Stacey King	vs. OMH	3/28/97
------	----	-------------	---------	---------

Offensive Rebounds

Game	11	Stacey King	vs. OMH	4/3/97
------	----	-------------	---------	--------

Defensive Rebounds

Game	14	Eric Taylor	vs. RFD	3/31/02
------	----	-------------	---------	---------

Assists

Game	15	Stevin Smith	vs. OKC	3/27/96
------	----	--------------	---------	---------

Steals

Game	6	Carl Elliott	@ DAK	4/15/08
	6	Reggie Elliott	@ QCY	4/11/99

Blocks

Game	8	Greg Stiemsma	vs. TUL	4/9/10
------	---	---------------	---------	--------

Turnovers

Game	9	Randy Livingston	vs. QCY	4/16/99
------	---	------------------	---------	---------

Minutes

Game	55	Reggie Fox	@ FTW (2OT)	4/23/96
------	----	------------	-------------	---------

Playoff Individual Records (Opponent)

Points

Game	40	Evric Gray	vs. FTW	4/17/96
------	----	------------	---------	---------

Field Goals Made

Game	17	Evric Gray	vs. FTW	4/17/96
------	----	------------	---------	---------

Field Goals Attempted

Game	31	Bryant Notree	@ DAK	3/18/05
------	----	---------------	-------	---------

Field Goal Percentage

Game	1.000	Alex Blackwell (12-12)	vs. OMH	3/31/95
------	-------	------------------------	---------	---------

Free Throws Made

Game	17	Renaldo Major	@ DAK	4/21/07
------	----	---------------	-------	---------

Free Throws Attempted

Game	18	Renaldo Major	@ DAK	4/21/07
	18	Willie Burton	@ FLA	4/6/96

Free Throw Percentage

Game	1.000	Damon Jones (13-13)	@ IDA	3/30/99
------	-------	---------------------	-------	---------

3-Point Field Goals Made

Game	6	Robert Griffin	@ GAR	3/18/06
	6	Bobby Lazor	@ DAK	3/16/05

3-Point Field Goals Attempted

Game	12	Damon Jones	vs. IDA	3/24/99
------	----	-------------	---------	---------

Rebounds

Game	23	Alex Sanders	@ DAK	3/24/05
------	----	--------------	-------	---------

Offensive Rebounds

Game	13	Herb Jones	vs. FLA	4/11/96
------	----	------------	---------	---------

Defensive Rebounds

Game	15	Arinze Onuaku	@ CTN	4/10/14
------	----	---------------	-------	---------

Assists

Game	17	Damon Jones	@ IDA	3/30/99
------	----	-------------	-------	---------

Steals

Game	6	DeAndre Liggins	vs. WES	4/8/16
	6	Lazarus Simms	vs. RFD	4/2/02
	6	Lamont Jones	@ CON	4/21/99
	6	Jerome Harmon	@ YAK	3/30/98

Blocks

Game	6	Jimmy Carruth	@ FTW	4/6/98
------	---	---------------	-------	--------

Turnovers

Game	9	Willie Burton	@ FLA	4/6/96
------	---	---------------	-------	--------

Minutes

Game	51	Evric Gray	@ FTW (2OT)	4/23/96
	51	Jaren Jackson	@ FTW (2OT)	4/23/96

Playoff Team Records (Highs & Lows)

HIGHS

Points

Game	150	vs. RFD	3/29/05
Half	79	vs. RFD	3/29/05
	79	@ OKC	4/3/96
Quarter	43	@ OKC	4/3/96

Field Goals Made

Game	52	vs. RFD	3/29/05
------	----	---------	---------

Field Goals Attempted

Game	109	@ FTW (2OT)	4/23/96
------	-----	-------------	---------

Field Goal Percentage

Game	.605 (52-86)	vs. RFD	3/29/05
------	--------------	---------	---------

Free Throws Made

Game	45	@ OMH	3/28/95
------	----	-------	---------

Free Throws Attempted

Game	55	vs. FLA	4/13/96
------	----	---------	---------

Free Throw Percentage

Game	.958 (23-24)	vs. OMH	3/31/95
------	--------------	---------	---------

3-Point Field Goals Made

Game	13	@ DAK	4/21/07
	13	@ FTW (2OT)	4/23/96

3-Point Field Goals Attempted

Game	33	@ FTW	4/19/14
------	----	-------	---------

Rebounds

Game	64	vs. CON	3/29/00
------	----	---------	---------

Offensive Rebounds

Game	27	vs. CON	3/29/00
	27	vs. CON	4/25/99

Defensive Rebounds

Game	40	vs. CTN	4/17/16
------	----	---------	---------

Assists

Game	33	vs. OKC	3/27/96
------	----	---------	---------

Personal Fouls

Game	37	@ FTW	4/21/96
------	----	-------	---------

Steals

Game	18	@ FTW	4/6/98
------	----	-------	--------

Blocks

Game	13	vs. QCY	4/18/98
------	----	---------	---------

Turnovers

Game	27	@ CON	4/21/99
	27	vs. OMH	4/3/97

LOWS

Points

Game	75	@ QCY	4/13/99
Half	34	@ YAK	3/31/98
Quarter	12	@ YAK	3/31/98

Field Goals Made

Game	27	vs. CTN	4/12/14
	27	@ YAK	4/16/98
	27	vs. FLA	4/13/96

Field Goals Attempted

Game	68	vs. QCY	4/16/98
	68	@ OMH	4/1/97

Field Goal Percentage

Game	.325 (27-83)	vs. FLA	4/13/96
------	--------------	---------	---------

Free Throws Made

Game	9	@ CTN	4/10/14
------	---	-------	---------

Free Throws Attempted

Game	15	@ RFD	5/2/01
------	----	-------	--------

Free Throw Percentage

Game	.550 (11-20)	vs. OKC	3/29/96
------	--------------	---------	---------

3-Point Field Goals Made

Game	0	vs. QCY	4/7/99
------	---	---------	--------

3-Point Field Goals Attempted

Game	4	@ DAK	3/18/05
------	---	-------	---------

Rebounds

Game	23	@ CTN	4/10/14
------	----	-------	---------

Offensive Rebounds

Game	4	@ CTN	4/10/14
------	---	-------	---------

Defensive Rebounds

Game	19	@ CTN	4/10/14
	19	@ FLA	4/8/96

Assists

Game	9	@ FTW	4/7/98
------	---	-------	--------

Personal Fouls

Game	13	@ CTN	4/8/15
	13	vs. IDA	3/24/99

Steals

Game	2	@ QCY	4/13/98
------	---	-------	---------

Blocks

Game	0	@ CTN	4/12/16
	0	vs. DAK	3/22/05
	0	vs. CON	4/27/99

Turnovers

Game	7	@ DAK	3/24/05
------	---	-------	---------

Playoff Opponent Team Records (Highs & Lows)

HIGHS

Points

Game	132	vs. RFD	3/29/05
Half	73	vs. RFD	3/29/05
Quarter	38	Several, last vs. RFD	4/2/05

Field Goals Made

Game	51	vs. DAK	3/20/05
	51	@ DAK	3/16/05

Field Goals Attempted

Game	107	vs. RFD	3/28/05
------	-----	---------	---------

Field Goal Percentage

Game	.597 (43-72)	vs. OMH	3/31/95
------	--------------	---------	---------

Free Throws Made

Game	38	@ RFD	4/2/05
------	----	-------	--------

Free Throws Attempted

Game	48	vs. CON	4/25/99
------	----	---------	---------

Free Throws Percentage

Game	.906 (29-32)	vs. QCY	2/24/02
------	--------------	---------	---------

3-Point Field Goals Made

Game	18	@ GAR	3/18/06
------	----	-------	---------

3-Point Field Goals Attempted

Game	34	vs. CTN	4/13/15
	34	@ GAR	3/18/06

Rebounds

Game	62	@ YAK	3/31/98
------	----	-------	---------

Offensive Rebounds

Game	30	vs. IDA	4/3/99
------	----	---------	--------

Defensive Rebounds

Game	43	@ RFD	4/23/96
------	----	-------	---------

Assists

Game	31	@ IDA	3/30/99
------	----	-------	---------

Personal Fouls

Game	42	@ FTW	4/21/96
	42	vs. FLA	4/13/96

Steals

Game	18	@ YAK	3/30/98
------	----	-------	---------

Blocks

Game	13	vs. TUL	4/09/10
------	----	---------	---------

Turnovers

Game	26	vs. FLA	4/13/96
------	----	---------	---------

LOWS

Points

Game	63	vs. LAD	4/27/16
Half	30	vs. CTN	4/13/15
Quarter	10	vs. CTN	4/13/15

Field Goals Made

Game	23	vs. LAD	4/27/16
------	----	---------	---------

Field Goals Attempted

Game	67	vs. QCY	4/8/99
------	----	---------	--------

Field Goal Percentage

Game	.295 (23-78)	vs. LAD	4/27/16
------	--------------	---------	---------

Free Throws Made

Game	9	vs. YAK	3/25/98
------	---	---------	---------

Free Throws Attempted

Game	15	@ YAK	3/30/98
------	----	-------	---------

Free Throws Percentage

Game	.474 (9-19)	vs. YAK	3/25/98
------	-------------	---------	---------

3-Point Field Goals Made

Game	0	@ QCY	2/7/12
	0	vs. QCY	4/19/98
	0	@ FTW	4/6/98

3-Point Field Goals Attempted

Game	4	@ QCY	4/13/99
------	---	-------	---------

Rebounds

Game	25	@ LAD	4/24/16
------	----	-------	---------

Offensive Rebounds

Game	5	@ LAD	4/24/16
	5	vs. QCY	4/8/99

Defensive Rebounds

Game	16	@ OKC	4/3/96
------	----	-------	--------

Assists

Game	8	vs. LAD	4/27/16
------	---	---------	---------

Personal Fouls

Game	14	@ CTN	4/10/14
------	----	-------	---------

Steals

Game	3	vs. CTN	4/12/14
	3	@ DAK	3/24/05
	3	@ FTW	4/21/96

Blocks

Game	0	@ WES	4/5/16
------	---	-------	--------

Turnovers

Game	8	vs. LAD	4/26/16
------	---	---------	---------

All-Time Single-Game Playoff Highs

Skyforce

Points

Reggie Fox	vs. Omaha	3/31/95	41
Stephen Graham	vs. Fort Wayne	4/17/07	40
Victor Page	@ Fort Wayne	4/11/10	37
Kirk Penney	vs. Tulsa	4/11/10	36
David Jackson	@ Rockford	4/2/05	35
David Bailey	vs. Rockford	3/29/05	35
Victor Page	vs. Yakima	3/25/98	35
Henry James	vs. Fort Wayne (2OT)	4/23/96	35
Randy Livingston	vs. Connecticut	4/25/99	34
Devin Gray	vs. Florida	4/11/96	34
Henry James	@ Omaha	3/28/95	34

Rebounds

Stacey King	vs. Omaha	3/28/97	21
Stacey King	vs. Omaha	4/3/97	20
Stacey King	vs. Quad City	4/18/98	18
Eric Taylor	vs. Rockford	3/31/02	17
Corsley Edwards	@ Rockford	4/2/05	16
Kebu Stewart	vs. Connecticut	4/26/99	16
Kebu Stewart	vs. Quad City	4/16/99	16
Stacey King	@ Omaha	4/1/97	16
Trevor Wilson	@ Florida	4/6/96	16
Greg Stiemsma	vs. Tulsa	4/11/10	15
Jermaine Walker	vs. Rockford	3/20/06	15
Corsley Edwards	vs. Dakota	3/25/05	15
Eric Taylor	vs. Rockford	4/2/02	15
Kebu Stewart	vs. Connecticut	3/29/00	15
Randy Livingston	vs. Connecticut	4/25/99	15
Alvert Burditt	vs. Idaho	3/26/99	15
Stacey King	vs. Yakima	3/25/98	15

Assists

Darryl McDonald	vs. Albany	3/5/92	22
Cedric Hunter	vs. Tri-City	2/14/94	21
Corey Williams	vs. Idaho	3/3/06	21
Cedric Hunter	vs. Wichita Falls	1/27/94	20
Darrick Martin	vs. Shreveport	1/6/95	20
David Bailey	@ Bakersfield	4/2/10	19
Corey Williams	vs. Gary	2/22/06	19
Cedric Hunter	vs. Columbus	1/15/94	19
Corey Williams	vs. Rockford	2/10/06	18
Darryl McDonald	vs. Oklahoma City	2/26/93	18

Opponents

Points

Evric Gray	vs. Fort Wayne	4/17/96	40
Jermaine Walker	@ Rockford	3/31/05	38
Bryant Notree	@ Dakota	3/18/05	38
Damon Jones	@ Idaho	3/30/99	38
Bakari Hendrix	vs. Quad City	4/16/99	36
Jeff McInnis	vs. Quad City	4/18/99	36
Kelsey Weems	@ Omaha	3/30/97	33
Jaren Jackson	@ Fort Wayne (2OT)	4/23/96	33
Moochie Norris	@ Fort Wayne	4/7/98	32
Charles Smith	vs. Florida	4/11/96	32
Rodney Monroe	@ Florida	4/8/96	32

Rebounds

Alex Sanders	@ Dakota	3/24/05	23
Herb Jones	vs. Florida	4/13/96	20
Alex Sanders	vs. Dakota	3/22/05	19
Randy White	vs. Oklahoma City	3/29/96	18
Jeff Sanders	@ Rockford	5/2/01	17
Evric Gray	@ Fort Wayne (2OT)	4/23/96	17
Herb Jones	vs. Florida	4/11/96	17
James Thomas	vs. Albany	3/15/06	16
Byron Houston	vs. Quad City	4/18/98	15
Byron Houston	@ Quad City	4/11/98	15
Kevin Holland	@ Yakima	3/31/98	15
Evric Gray	vs. Fort Wayne	4/19/96	15

All-Time Playoff Career Leaders

Points

Victor Page	536
Randy Livingston	530
Monty Buckley	412
Reggie Fox	365
Henry James	362
Jason Sasser	358
Trevor Wilson	355
Kebu Stewart	320
Bob McCann	264
Stacey King	234

Games Played

Monty Buckley	37
Tony Massop	33
Henry James	32
Randy Livingston	31
Victor Page	28
Reggie Elliot	22
Stacey King	20
Jason Sasser	20
Trevor Wilson	19
Corey Beck	18

Minutes Played

Monty Buckley	1225
Randy Livingston	1167
Victor Page	907
Stacey King	766
Jason Sasser	753
Trevor Wilson	750
Henry James	701
Reggie Fox	692
Tony Massop	650
Bob McCann	549

Field Goals Made

Randy Livingston	189
Victor Page	183
Monty Buckley	141
Jason Sasser	131
Trevor Wilson	128
Henry James	125
Reggie Fox	122
Bob McCann	109
Kebu Stewart	97
David Bailey	88

Field Goals Attempted

Randy Livingston	440
Victor Page	439
Monty Buckley	316
Jason Sasser	296
Henry James	291
Trevor Wilson	256
Reggie Fox	234
Kebu Stewart	206
Bob McCann	196
David Bailey	185

Field Goal %*

Brett Robisch	45-75	.600
Scotty Hopson	32-57	.561
Jerome Beasley	59-106	.557
Bob McCann	109-196	.556
Juaquin Hawkins	30-54	.556
Corey Beck	65-122	.533
Emmett Hall	41-77	.532
Reggie Fox	122-234	.521
Devin Gray	81-157	.516
Craig Smith	31-61	.508

Free Throws Made

Kebu Stewart	126
Randy Livingston	122
Victor Page	116
Monty Buckley	115
Trevor Wilson	99
Jason Sasser	89
Reggie Fox	74
Stacey King	70
Devin Gray	56
Henry James	55

Free Throws Attempted

Kebu Stewart	169
Randy Livingston	165
Monty Buckley	155
Trevor Wilson	143
Victor Page	139
Jason Sasser	109
Stacey King	103
Reggie Fox	87
Devin Gray	77
Bob McCann	73

Free Throw %**

Henry James	55-61	.902
Stephen Graham	18-20	.900
Tony Harris	53-59	.898
Corsley Edwards	42-47	.894
Reggie Fox	74-87	.851
Jermaine Walker	26-31	.839
DeSean Hadley	41-49	.837
Victor Page	116-139	.835
Emmett Hall	24-29	.828
DeAndre Liggins	19-23	.826

3-Point Field Goals Made

Henry James	57
Victor Page	54
Reggie Fox	47
Randy Livingston	30
David Jackson	28
Stevin Smith	24
Troy Hudson	17
Monty Buckley	15
Tony Harris	12
Carlton McKinney	12

3-Point Field Goals Attempted

Victor Page	172
Henry James	139
Randy Livingston	100
Reggie Fox	98
David Jackson	60
Stevin Smith	57
Monty Buckley	54
Troy Hudson	49
Carlton McKinney	42
DeSean Hadley	38

3-Point Field Goal %***

DeAndre Liggins	14-29	.483
Reggie Fox	47-98	.480
David Jackson	28-60	.467
Stevin Smith	24-57	.421
Henry James	57-139	.410
Tony Harris	12-33	.364
Troy Hudson	17-49	.347
David Bailey	10-29	.345
Victor Page	54-172	.314
Reggie Elliot	10-33	.303

Rebounds

Monty Buckley	207
Stacey King	207
Randy Livingston	177
Kebu Stewart	171
Trevor Wilson	163
Tony Massop	155
Albert Burditt	134
Bob McCann	134
Jason Sasser	125
Corsley Edwards	112

Assists

Randy Livingston	211
Victor Page	93
Monty Buckley	86
David Bailey	81
Trevor Wilson	81
Reggie Fox	79
DeAndre Liggins	75
Corey Beck	70
Jason Sasser	67
Stevin Smith	65

Steals

Randy Livingston	60
Monty Buckley	29
DeAndre Liggins	27
Stacey King	26
Reggie Fox	24
Tony Massop	24
Victor Page	24
Corey Beck	22
Jason Sasser	22
David Bailey	21

Blocks

Monty Buckley	34
Rich King	27
Albert Burditt	26
Tony Massop	24
Randy Livingston	22
Bob McCann	21
Stacey King	18
Keith Benson	15
Nick Davis	15
Greg Stiemsma	13
Corsley Edwards	12

* – minimum 50 FGA

** – minimum 20 FTA

*** – minimum 20 3

2018-19

REGULAR SEASON SCHEDULE



NOVEMBER

SUN	MON	TUES	WED	THUR	FRI	SAT
			HOME	1	2	3
			AWAY		FWN 7:00 PM	IWA 7:00 PM
4	5	6	7	8	9	10
	MHU 6:30 PM		NAS 6:30 PM			WIS 7:00 PM
11	12	13	14	15	16	17
	SLC 8:00 PM			OKL 7:00 PM		MHU 7:00 PM
18	19	20	21	22	23	24
					SBL 7:00 PM	SBL 7:00 PM
25	26	27	28	29	30	
					NAS 7:00 PM	

DECEMBER

SUN	MON	TUES	WED	THURS	FRI	SAT
						1
2	3	4	5	6	7	8
STO 3:00 PM			SCW 9:00 PM			TEX 7:00 PM
9	10	11	12	13	14	15
	ACC 6:30 PM				SCW 9:00 PM	SBL 7:00 PM
16	17	18	19	20	21	22
	IWA 6:30 PM					
23	24	25	26	27	28	29
30	31					
IWA 4:00 PM	AUS 6:30 PM					

FEBRUARY

SUN	MON	TUES	WED	THURS	FRI	SAT
					1	2
					TEX 7:30 PM	
3	4	5	6	7	8	9
OKL 1:00 PM					ACC 7:00 PM	STO 7:00 PM
10	11	12	13	14	15	16
17	18	19	20	21	22	23
				LIN 6:00 PM		
24	25	26	27	28		
RAP 1:00 PM						

JANUARY

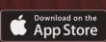
SUN	MON	TUES	WED	THURS	FRI	SAT
		1	2	3	4	5
			AUS 6:30 PM		SLC 8:00 PM	
6	7	8	9	10	11	12
NAS 4:00 PM		ACC 9:00 PM			STO 9:00 PM	
13	14	15	16	17	18	19
OKL 5:00 PM			IWA 6:30 PM			WCB 7:00 PM
20	21	22	23	24	25	26
		SCW 6:30 PM			DEL 6:00 PM	WES 6:00 PM
27	28	29	30	31		
	RGV 6:30 PM		SLC 6:30 PM			

MARCH

SUN	MON	TUES	WED	THURS	FRI	SAT
					1	2
					GRD 7:00 PM	TEX 7:30 PM
3	4	5	6	7	8	9
						RGV 7:00 PM
10	11	12	13	14	15	16
	MHU 7:00 PM				SLC 7:00 PM	
17	18	19	20	21	22	23
MHU 5:00 PM		OKL 7:00 PM		AUS 7:30 PM		RGV 7:00 PM
24	25	26	27	28	29	30
31						

All Times Central

DOWNLOAD THE APP



TICKETS: NBA.COM/SKYFORCE OR (605) 332-0605

