



2017 TAMPA BAY STORM
MEDIA GUIDE





2017 SEASON SCHEDULE

| | | | |
|----------------|---------|----|--------------|
| SAT. APRIL 8 | 7:00 PM | AT | CLEVELAND |
| SAT. APRIL 15 | 7:00 PM | VS | PHILADELPHIA |
| SAT. APRIL 22 | 7:00 PM | VS | CLEVELAND |
| -- BYE WEEK -- | | | |
| SUN. MAY 7 | 1:00 PM | AT | BALTIMORE |
| SAT. MAY 13 | 7:00 PM | AT | WASHINGTON |
| SAT. MAY 20 | 7:00 PM | VS | WASHINGTON |
| -- BYE WEEK -- | | | |
| SAT. JUNE 3 | 7:00 PM | VS | BALTIMORE |
| SAT. JUNE 10 | 7:00 PM | VS | WASHINGTON |
| SAT. JUNE 17 | 7:00 PM | AT | PHILADELPHIA |
| -- BYE WEEK -- | | | |
| SAT. JULY 1 | 7:00 PM | VS | WASHINGTON |
| SAT. JULY 8 | 7:00 PM | AT | CLEVELAND |
| SAT. JULY 15 | 7:00 PM | AT | BALTIMORE |
| SAT. JULY 22 | 7:00 PM | VS | CLEVELAND |
| -- BYE WEEK -- | | | |
| SAT. AUG. 5 | 7:00 PM | AT | PHILADELPHIA |

| | |
|--|---------|
| STAFF | 2 |
| EXECUTIVE | |
| CHAIRMAN | 4 |
| CEO | 5 |
| PRESIDENT | 6-7 |
| STAFF | 8-18 |
| PLAYERS | |
| TRAINING CAMP ROSTER | 20-21 |
| PLAYERS | 22-58 |
| 2016 SEASON IN REVIEW | |
| GAME RECAPS | 60-91 |
| PLAYER PARTICIPATION | 92 |
| STARTING LINEUPS | 93 |
| TRANSACTIONS & RESULTS | 94-95 |
| STORM STATISTICS | 96-98 |
| AFL FINAL STANDINGS | 99-100 |
| STORM HISTORY | |
| PITTSBURGH GLADIATORS | 102 |
| FRANCHISE TIMELINE | 103-107 |
| ACCOMPLISHMENTS UNDER TIM MARCUM | 108-109 |
| ACCOMPLISHMENTS UNDER WOODY KERN | 110 |
| STORM LEGENDS | 111 |
| HALL OF FAME MEMBERS | 112 |
| 25 GREATEST PLAYERS/ALL TIME RESULTS | 113 |
| SEASON BY SEASON STATISTICS | 114-148 |
| STORM RECORDS | |
| LAST TIME (REGULAR & POST SEASON) | 150-151 |
| INDIVIDUAL REGULAR SEASON HIGHS | 152-153 |
| TEAM REGULAR SEASON MOST & LEAST | 154-157 |
| CAREER LEADERS | 158-159 |
| SEASON LEADERS | 160-163 |
| GAME LEADERS | 164-167 |
| ALL-TIME VS. AFL | 168-169 |
| AWARD WINNERS | 170-171 |
| ALL-TIME POINTS SCORED | 172-173 |
| SITUATIONAL RECORD | 174 |
| COLLEGES REPRESENTED | 175 |
| ALL-TIME ROSTER | 176-189 |
| ALL-TIME ATTENDANCE | 190-191 |
| ALL-TIME COACHES | 192 |
| PLAYOFFS | |
| PLAYOFF HISTORY | 194 |
| ARENABOWL APPEARANCES | 195-203 |
| INDIVIDUAL RECORDS | 204-205 |
| TEAM RECORDS | 206 |
| PLAYOFF SITUATIONAL | 207 |
| ALL-TIME PLAYOFF RECORDS | 208-210 |
| AFL | |
| AFL MISSION STATEMENT/FAN BILL OF RIGHTS | 212 |
| COMMISSIONER BUTERA | 213 |
| AFL TEAM INFO | 214-215 |
| AFL SEASON SCHEDULE | 216-217 |
| NATIONAL BROADCAST SCHEDULE | 218-19 |
| RULES OF THE GAME | 220 |
| GLOSSARY OF TERMS | 221 |
| MISCELLANEOUS | 222 |
| PLAYOFF QUALIFICATIONS | 223 |
| LEAGUE OFFICIALS & AFL PR CONTACTS | 224 |
| SIDELINES | |
| CHEERLEADERS | 226-227 |
| AMALIE ARENA INFORMATION | 228-229 |
| BROADCAST INFORMATION | 230 |
| MEDIA DIRECTORY | 231 |
| MEDIA GUIDELINES | 232-233 |
| SOCIAL MEDIA | 234-235 |

| | |
|---------------------------------|---|
| YEARS IN THE AFL: | 30th Season |
| TEAM COLORS: | Blue, Gold & White |
| ALIGNMENT: | American Conference |
| HOME ARENA: | Amalie Arena |
| CAPACITY: | 18,555 |
| HEAD COACH: | Ron James |
| JAMES RECORD: | 61-69 |
| JAMES WITH STORM: | 0-0 |
| 2016 OVERALL: | 2-14 |
| ALL-TIME: | 254-188 |
| ALL-TIME REGULAR SEASON: | 231-171 |
| ALL-TIME P.O.: | 23-17 |
| ADDRESS: | 401 Channelside Drive Tampa, Florida 33602 |
| PHONE: | 813.276.7300 |
| FAX: | 813.307.5902 |
| TICKETS: | 813.301.6600 |
| SPONSORSHIP SALES: | 813.301.6500 |
| STORM ONLINE: | TampaBayStorm.com |
| AFL ONLINE: | ArenaFootball.com |

The 2017 Tampa Bay Storm Media Guide was produced by the Tampa Bay Storm Communication Department. Information within is for use by accredited members of the news media. Those desiring to use this information for commercial purposes must contact the Tampa Bay Storm Communications Department. The guide is based on information available through March 24, 2017.

Statistical Information Provided by: The Stat Guys, Storm Media Relations Dept
Executive Editor: Ben Shotten
Cover Design, Layout: Justin Langley
Photography: Chris Arnold; Scott Audette; Mitchell Davis; Michael Manelli; KC Rossman; Steve Waltmann

PATENT AND TRADEMARK NOTICE: Notice: AFL, arenafootball2 & Design, Arena Football Championship Game, Hometown Football, and all the names, symbols, emblems, logos and colors of the AFL and the AFL Operator Members are trademarks owned by AFL, and Chicago, Illinois. Arena, Arena Football, The 50-Yard Indoor War, Football With a Bite, In Your Face Football, War on the Floor, Don't Blink, The Fastest Game on Turf, High Scoring! Heart Stoppin! Helmet Poppin!, Brawl Inside the Wall, and Wall 2 Wall Brawl are trademarks owned by Arena Football League, Chicago, Illinois, and are used under license. IRONMAN is a trademark of World Triathlon Corporation, Tarpon Springs, Florida and is used under license. The Arena Football Game System and Method of play is protected under U.S. Patent No. 4911433 and used under license.

STAFF DIRECTORY

EXECUTIVE STAFF

Owner, Governor & Chairman
CEO and President, Amalie Arena
and Tampa Bay Lightning,
President, Storm
Executive VP of Communications
Executive VP of Sales and Marketing
EVP and General Counsel
EVP, Partnership Dev. & Activation
EVP and GM, Amalie Arena
VP, Corporate Relations
VP of Human Resources
VP of Corporate & Community Affairs
VP Guest Experience
SVP of Event Management
VP of Ticket Ops
VP of Game Presentation
Exec. Dir., Lightning Foundation and
VP, Philanthropy And Comm. Initiatives
VP, Marketing
VP of Finance
Exec. Asst. to CEO/General Counsel

Jeff Vinik
Steve Griggs
Derrick Brooks
Bill Wickett
Jarrod Dillon
Jim Shimberg
Bill Abercrombie
Darryl Bengé
Phil Esposito
Keith Harris
Dave Andreychuk
Mary Milne
Kevin Preast
Jim Mannino
John Franzone
Elizabeth Frazier
Eric Blankenship
Doug Riefler
Sabrina Odria

STORM

Head Coach
Vice President Football Operations
Player Personnel Director
Asst. Head Coach / Defensive Coord.
Special Teams Coach
Off. Assistant Coach
Def. Line Coach / Linebacker Coach
Media Relations Manager
Administrator Coordinator
Football Operations Coord.
Medical Director
Head Athletic Trainer
Head Equipment Manager
Team Chiropractor
Cheerleader Director

Ron James
Jeff Gooch
David Wilson
Doug Kay
Gary Gussman
Shane Stafford
Austin Wilson
Ben Shotten
Bryanna Reveiz
Brandon Lang
S. Hadi Shah
Leigh Baker
Paul Brace
Dr. Susan Welsh
Kindra Ebanks

ARENA MANAGEMENT

General Manager, SportService
Sr. Facilities Project Manager
Director of Facility & Event Services
Platinum Svcs. Manager
Event Manager
Event Coordinator
Event Ops. Coordinator
Facility Operations Manager
Guest Services Manager
Event Coordinator
Operations Analyst
Director of Security
Security Manager
Facility Services Shift Manager
Facility Services Shift Manager
Facility Services Shift Manager
Facility Services Manager
Electrician
Electrician
Engineer
Engineer
Engineer
Engineer
Engineer
Plumbing Technician
HVAC/Plumbing Technician
HVAC Technician

Bruce Ground
Michael O'Donnell
Rhett Blewett
Susan Danielik
Kim Seeley
Alayn Hornick
Justin Bechtold
Steven Butler
Tripp Turbiville
Samantha Nemeroff
Sam Carr
Daryl Niles
Kevin Alexander
Amy Ford
Stevan Simms
Brendon Hite
Michael Silva
Will Jamrozik
Paul Wright
Anthony Adams, Jr.
Tyree Boone
James Carpenter
Donald Cherniske
Luis Olivera
Jeffery Gray
Daniel Lynn
Marcus Vaughn

AUDIO/VIDEO/GAME ENTERTAINMENT

Audio / Visual Manager
Video Production Manager
Motion Graphics Manager
A/V Coordinator

JC Kent
Brian Fink
Ryan Bushnya
Jim Wilson

BROADCASTING

Director of Radio Programming
Radio Broadcaster
Radio Broadcaster
Audio Manager

Matt Sammon
Jack Harris
Darek Sharp
Tom Gilbert

COMMUNITY RELATIONS & LIGHTNING FOUNDATION

Sr Director of Community Relations
Executive Dir.,
Community Hockey Development
Community Hockey Manager
Community Hockey Coord.
Community Hockey Coord
Community Rel. Coord.
Lightning Foundation Coord.

Kasey Smith
Jay Feaster
Tom Garavaglia
Josh Dreith
Kristen Bowness
Kristina Hjertkvist
Sarah Costello

PARTNERSHIP DEVELOPMENT & ACTIVATION

Sr. Dir. of Partnership Development
Sr. Mng. of Partnership Development
Partnership Development Executive
Part. Dev. And Strategy Exec.
Partnership Activation Manager
Partnership Activation Manager

Mike Harrison
Casey Cole
Justin Versaggi
Joshua Korlin
Shannon Burrows
Michael Wozney

EXECUTIVE SUITE SALES & SERVICE

Sr. Director of Suite Sales
Sr. Executive Suite Sales Manager
Sr. Executive Suite Sales Manager
Executive Suite Specialist
Executive Suite Specialist
Suite Sales Manager
Loge Service Specialists

Matt Hill
Adam Laws
Katie Valone
Toni Connor
Erin Bailey
Michael Sarage
Valerie Mirelman

BUSINESS STRATEGY AND ANALYTICS

Dir of Business Strategy & Analytics

Chris Kamike

FINANCE

Finance Manager
Senior Accountant/Staff Accountant
Mng. Accounts Payable / Receivable

Michelle Davidson
Scott Peterson
Donna Clark

HUMAN RESOURCES & LEGAL

Director of H.R.
HR Generalist
HR Assistant
Front Desk Administrator
Mail Room Attendant
Talent Coordinator

Nicole Parente
Charlea Jackson
Molly Weisbrod
Audrey Flowers
Angelina Evans
Autumn Chamberlain

MARKETING

Creative Director
Live Events Manager
Live Events Coord.
Senior Event Marketing Manager
Sr. Event Marketing Manager
Database Marketing Manager
Digital Media Manager
Social Media Coordinator
Senior Graphic Designer
Graphic Designer
Graphic Designer
Project Manager
Sports Marketing Coordinator
Mascot Coordinator
Media Buyer

Brittany Austin
Kelli Yeloushan
Marc Chodosh
Angela Lanza
Kayla Groff
Patrick Abts
Andrew DeWitt
Kinsey Janke
Carolina Bermudez
Nick Meader
Matt Turner
Jenna Baldwin
Justin Savoie
Patrick Gardenier
Samantha Krone

PUBLIC RELATIONS

Public Directions Director
Editorial Content Manager
Beat Writer
Digital Video Coordinator
Team Photographer

Brian Breseman
Trevor Van Knotsenburg
Bryan Burns
Gabe Marte
Scott Audette

SEASON TICKET MEMBERSHIP

Sr. Dir. of Season Ticket Membership
Manager of Member Services
Asst. Mng of Season Ticket Membership
Account Membership Executive
Account Membership Executive
Account Membership Executive
Account Membership Executive
Account Membership Executive
Asst. Mgr., Mem. Svcs./Team Lead
Member Services Executive
Member Services Executive

Travis Pelleymounter
Lakisha Sharpe
Thomas Gregory
Shannon Dixie
Dan Schliindwein
Danny Rowen
Nate Black
Daniel Lozada
Jason Hill
Meghan Iacofano
Leslie Redfield

TICKET OFFICE

Sport Ticket Supervisor
Event Ticket Supervisor
Premium / Staffing Supervisor
Sports Ticket Coordinator

Helen Junker
Bobby Loman
Missy Davis
Hayden Buttner
Krisjan Mackus

TICKET SALES

Directors, Inside Sales / Group Sales

Ryan Cook
Ryan Niemeyer
TJ Abone
Tommy Curtis
Adam Lawson
Rich Sadowsky
Jim Van Dam

Corporate Sales Managers

Premium Sales Managers

Group Sales Asst. Mgr./Team Lead
Group Event Coords.
Concert and Event Sales Coord.
Account Representatives

Brian Boksen,
Oisín Crean, Chris Duffy
Tyler Thompson, Kyle Laga
John Curry,
Paige Fisher
Nicky Gordon
Charlene Bevely

Ticket Service Coordinator

STAFF





JEFF VINIK CHAIRMAN | TAMPA BAY STORM

Jeff Vinik purchased the Tampa Bay Lightning on March 3, 2010, and the Tampa Bay Storm on January 31, 2011. Vinik is the Chairman of the Lightning and Storm, and serves as the Lightning's Governor on the NHL's Board of Governors.

Upon acquiring both teams, Vinik, pledged to make the Storm organization "world-class," creating a first-rate fan experience while putting together a team of which Tampa Bay sports fans would be proud, on and off the field.

In January of 2011, Vinik detailed a vision that included a team inspired by championship values; an organization committed to Tampa Bay, giving back through leadership, mentoring and charitable contributions; and a state-of-the-art venue. He would then go on to hire Professional Football Hall of Famer and Super Bowl Champion,

Derrick Brooks as President of the Storm.

The Storm unveiled a new logo and uniform that debuted for the 2012 season, and a fans were able to experience a privately-funded building renovation to the publicly-owned Tampa Bay Times Forum (now named Amalie Arena) that totaled more than \$60 million. The renovation concluded during the summer of 2012 when the organization installed the largest center-hung, high-definition vision board in any arena in the United States and Canada, a \$5 million investment.

Vinik, along with his wife, Penny, made an impact in the Tampa Bay community in 2011 by pledging more than \$10 million to be donated through the Lightning Foundation over five years to the Lightning Community Heroes program. The Heroes program honors a local hero and a representative charity with \$50,000 at all of the team's 41 home games each season. To date, over \$10 million has been donated to more than 300 local non-profits in honor of over 215 community heroes.

On April 11, 2016, the Viniks announced the extension of the Lightning Community Heroes program, pledging \$10 million to honor grass roots heroes with \$50,000 for their respective non-profits at each Lightning home game for the next five seasons. They also committed \$2.5 million in 2016 to establish the Jeff and Penny Vinik Family Winston Park Boys and Girls Club in east Tampa.

The organization also committed 4,000 hours of community service each season through its employee volunteer program, C.H.A.R.G.E. (Contributing Hours Across our Region through our Generous Employees). Since the program's inception, Lightning staff members have surpassed their goal each year and volunteered more than 5,000 hours annually at various charitable outings around the Bay area.

Tampa Bay sports fans have embraced Vinik's vision as the Lightning's attendance increased an NHL best 11.3% during the 2010-11 season and the Tampa Bay Storm finished the 2014 season first in the AFL in overall attendance.

Vinik and his family increased their commitment to Tampa Bay in 2012, moving to South Tampa from the Boston area. Jeff and Penny served as the chairs of the American Cancer Society's 2012 Cattle Baron's Ball, and the family extended its charitable giving in the Tampa Bay community beyond the heroes program, directly touching local non-profits, including the Florida Aquarium, Tampa Museum of Art, the United Way of Suncoast, Metropolitan Ministries, the Boys and Girls Clubs of Tampa Bay and Tampa Preparatory School. Penny Vinik is the chair of a community arts initiative which is enabling Tampa Bay-based artists to display their works throughout Amalie Arena and she is a board member of Tampa Museum of Art and Tampa Preparatory School.

Away from Amalie Arena, Vinik's Strategic Property Partners, LLC (SPP) has purchased numerous parcels of land around the arena in recent years, including Channelside Bay Plaza, a retail complex to the east, in July of 2014. Also in 2014, SPP announced plans for a hotel, retail and residential complex on a parking lot to the immediate west of Amalie Arena. Vinik's hope is to revitalize Tampa's Channel District and create synergy between attractions in the area with the arena acting as the centerpiece.

Vinik grew up in New Jersey, and attended high school at Riverdale Country School in New York City, before graduating from Duke University (1981) with a Bachelor of Science degree in Engineering and Economics. Jeff went on to earn his Masters of Business Administration degree from the Harvard Business School, graduating in 1985.

Jeff and Penny reside in South Tampa and have four children: Danny, Jared, Kyra, and Joshua.



STEVE GRIGGS CEO

Steve Griggs is entering his second season as chief executive officer of the Tampa Bay Lightning, Tampa Bay Storm and Amalie Arena after being named to the position on July 24, 2015. Prior to being tabbed as CEO, he spent one year as team president and four as chief operating officer.

Griggs first joined the company on August 31, 2010, reuniting him with chief executive officer Tod Leiweke, with whom he worked while at the National Hockey League's Minnesota Wild. During his five seasons with the Lightning and Amalie Arena, Griggs has managed a leadership team that has rebranded the organization and substantially grown revenues, while helping create a guest experience in Tampa Bay that is recognized nationally. Highlights include a full arena renovation of Amalie Arena at an expense of more than \$60 million, the team's appearance in the 2011 Eastern

Conference Final and the subsequent doubling of season ticket sales and an ultimate standings ranking of #2 among 123 major sports franchises by ESPN the Magazine in 2011.

Before coming to Tampa Bay, he spent nearly three years serving as executive vice president of sales and marketing for the Magic. During his time in Orlando, Griggs oversaw the Magic's corporate partnerships, premium sales and services, season ticket services and operations, brand management, event presentation and ticket sales departments. Griggs also directed strategic sales and marketing efforts for the new Amway Center, which opened in October 2010.

Griggs was extremely influential in growing the Orlando season ticket base to more than 14,000, sporting 75 consecutive sellouts and ranking second overall in the ESPN Ultimate Standings. Griggs also established the Champions of the Community partnership program for the team's founding partners of the new Amway Center. He led all digital signage platforms that made the Amway Center one of the most technologically advanced buildings in North America. Griggs re-engineered the Magic brand while introducing a new primary logo, new third jersey and establishing the BeMagic and EnterLegend campaigns.

Prior to joining the Magic, Griggs served for eight years as the vice president of sales and service for the Minnesota Wild of the National Hockey League and its parent company, Minnesota Sports & Entertainment (MSE). In Minnesota, Griggs' responsibilities included overseeing all Minnesota Wild and MSE ticket sales and service, corporate sales and service, suite sales and service, retail operations as well as group and event suite sales. Under his leadership, the club entered its seventh NHL season having sold out every home game in franchise history, posting 284 consecutive sellouts.

Prior to joining the Wild, Griggs served as the vice president of corporate sales and service for Sportsco International, LP and SkyDome. The Aurora, Ontario native also worked for both the NBA's Toronto Raptors (1994-99) and the NHL's Toronto Maple Leafs (1998-99) as the director of ticket sales and service, where he led the sales and relocation efforts from historic Maple Leaf Gardens into Air Canada Centre in Toronto.

Griggs, and his wife, Janell, have a daughter, Madeline, and a son, Jack.



DERRICK BROOKS

TEAM PRESIDENT

Derrick joined the Tampa Bay Storm as team president in April of 2011. He is entering his seventh season as President of the Storm. He is responsible for the overall day-to-day operations of the team. Brooks has led the charge to remold the team to fit in with the "world-class" vision of team chairman and owner Jeff Vinik. He has spearheaded the effort of the team to recast itself as the preeminent team of the AFL as the team enters its 30th season.

A long-time fixture in the Tampa Bay community Brook brings a wealth of football experience as well as keen business acumen to the Storm. Recognized for his hard work in the community as much as he is for his hard hits on the football field, Brooks remains one of the most community-minded players in the NFL and has parlayed that

into a lasting impression on the Tampa Bay community. Through his foundation, Derrick Brooks Charities, Inc., Brooks has made it his life's mission to positively impact the lives of youth in the Tampa Bay area and beyond.

The Brooks Bunch program served as the cornerstone of Derrick's community involvement leading the way for the formation of Derrick Brooks Charities, Inc. The Brooks Bunch was founded in 1997, and consisted of youth from the Wilbert Davis, Ybor City, and Brandon Boys & Girls Clubs. As a rookie, Brooks began to visit the Boys & Girls Clubs as a way to encourage and motivate the children to excel in the classroom. During one visit, Brooks realized through conversation with a young girl that the kids at the club had not experienced things that average Americans take for granted. Thus, the idea behind the Brooks Bunch was born.

What started as a day trip on an airplane to Fort Lauderdale has blossomed into a program that incorporates a classroom element, a panel presentation, and behavior and grade assessments, all while leading up to trips around the country and around the globe. Brooks has accompanied his Bunch on seven educational journeys altogether, including a college tour to New York, Chicago, and Tallahassee, and trips to Atlanta, Washington, D.C., and the western United States. In 2000 and 2005, Brooks Bunch members who earned their way traveled with Brooks to South Africa where they visited Johannesburg, Cape Town, Robben Island, and Sabi Sabi safari camp.

In addition to the Brooks Bunch program, Derrick Brooks Charities, Inc., includes annual programs such as the college preparatory program "First and Goal" which prepares first-generation college attendees for their next step in life – post secondary education, something that never looked like a reality to them. The Brooks Bunch Scholarship Program provides Semester Stipends for the students that have successfully completed the First and Goal Program and qualify with program minimums of 12 credit hours and a minimum GPA of 2.5. Derrick's outreach also includes the Rites of Passage Program, a mentoring program for young ladies. Other initiatives include the annual Game Day Ticket Program, Thanksgiving Feeding and Christmas Party.

In August of 2007, Derrick realized one of his lifelong goals with the opening of the Brooks-DeBartolo Collegiate High School, a public charter school sponsored by Hillsborough County Public Schools. There are currently over 250 students enrolled with a three-year goal of reaching a total enrollment of 500. Through a partnership with the DeBartolo family, and a strong board of directors, Derrick was able to oversee the implementation of the only traditional charter high school in the Tampa Bay area. Brooks-DeBartolo's mission is to provide a rigorous and relevant academic environment where both students and teachers achieve excellence through high expectations, collaboration and support.

Brooks has been the recipient of several prestigious awards, including the 2000 Walter Payton/NFL Man of the Year award, the 2003 Bart Starr Award, and the 2004 Bryon "Whizzer" White Award, and the 2008 JB Award through the NFL Players association, all of which recognize an NFL player annually for their commitment to the communities in which they live. In addition, he received the 2013 Arena Football League Commissioner's Award which recognized his efforts in turning the Storm into a model organization for the rest of the league.

From 2003 to 2011, Brooks occupied a seat on the board of trustees of Florida State University, a position to which he was appointed to by former Governor Jeb Bush. Brooks attended FSU where he was a four-year letterman on his way to becoming a First Team All-American, a First Team All-Atlantic Coast Conference selection, and a participant in the

Senior Bowl during his senior season. Brooks graduated from FSU with a Bachelor's degree in business communications before adding his Master's in the same subject in 1999. In 2006, Derrick also received his Doctorate in Humane Letters from St. Leo's University.

Derrick has also joined the boards of the Florida Department of Education Foundation, St. Leo's University and Brooks-DeBartolo Charities, Inc. In 2007 he was appointed by Governor Charlie Christ as the Chairman for the Governor's Council on Physical Fitness, helping to address the issue of childhood obesity in the State of Florida.

In 2009, Derrick expanded his career as a football commentator on First Take for ESPN, and the Morning Drive with Bob Papas on the SIRIUS Satellite Radio NFL Station. He also hosted the Derrick Brooks Radio Show on AM 620 WDAE from 1997 to 2009 and currently he co-hosts the Legends Hour with Steve Duernig, a show they have done since 2009.

Derrick Brooks has long been one of the most respected players in the National Football League. A seasoned veteran of the NFL, Brooks holds the distinction of being the only Buccaneers player to be named to 11 Pro Bowls. He started over 200 consecutive games, at the time, most among active NFL defenders. His ability to run down some of the league's top playmakers led Brooks to become the most prolific tackler in Buccaneers history with over 1,900 career tackles.

The 2002 season ranks as the best of Derrick's career, during which he led Tampa Bay to its first Super Bowl championship, was named AP Defensive Player of the Year and racked up numerous All-Pro and MVP team honors from various sports publications and organizations. Brooks is just the fifth player in NFL history whose career accomplishments include the trifecta of ten consecutive Pro Bowl appearances, AP Defensive Player of the Year honors, and a Super Bowl championship. He was elected to the Pro Football Hall of Fame Class of 2014 on February 1, 2014.

Derrick is married to Carol and has four children, Brianna Monai, Derrick Brooks, Jr., Darius Dewan, and Dania Denice.

AWARDS AND RECOGNITION

IN THE COMMUNITY

- Founder of Derrick Brooks Charities
- Co-founder of Brooks-DeBartolo Collegiate High School
- 2000 Walter Payton NFL Man of the Year Award - honoring a player's volunteer and charity work, as well as his excellence on the field.
- 2003 Bart Starr Award - honoring a player's commitment to serving as a positive role model to his family, teammates, and community.
- 2004 Byron "Whizzer" White Award - honors work in the community as the NFL player who best served his team, community and country in the spirit of Byron "Whizzer" White, who was a Supreme Court justice, professional football player and humanitarian.
- 2008 JB Award through the NFL Players Association
- 2011 Tampa Bay Business Journal Up & Comers Award
- 2013 Arena Football League Commissioner's Award
- 2014 Arena Football League Executive of the Year

APPOINTMENTS

- Florida State University Board of Trustees (2003-2011)
- Chairman for the Governor's Council on Physical Fitness, State of Florida, 2007
- Served on various boards: Florida Department of Education Foundation, St. Leo University and Brooks-Debartolo Collegiate High School

ON THE FIELD

- Florida State University - four-year letterman, Two-time College Football All-America Team, Three-time All-ACC First-Team, 1993 ACC Defensive Player of the Year
- Tampa Bay Buccaneers - Super Bowl XXXVII winner, 2002 AP Defensive Player of the Year, 11-time Pro Bowl selection, Nine-time All-Pro selection, 2004 Pro Bowl MVP
- Pro Football Hall of Fame Class of 2014



JEFF GOOCH VICE PRESIDENT | FOOTBALL OPERATIONS

Jeff Gooch enters his seventh season as Vice President of Football operations with the Tampa Bay Storm. He joined the Storm in April of 2011. Gooch is responsible for overseeing the day to day operations of the club, including, but not limited to, managing players and personnel, team finances and budgets, travel plans and football operations staff.

Gooch came to the Storm following a stint with the Jacksonville Jaguars of the NFL as the team's BLESTO scout. His duties with the Jaguars included scouting college football programs and their athletes across the southeast for draft purposes. Prior to joining the Jaguars scouting personnel, Gooch interned with the Jaguars scouting staff for two seasons.

Gooch played 10 seasons as a linebacker in the National Football League for the Tampa Bay Buccaneers (1996-2001, 2004-05) and Detroit Lions (2002-03). He began his NFL career as an undrafted rookie free agent with the Buccaneers in 1996 and was teammates with Storm President Derrick Brooks. During his career he recorded 282 tackles, two sacks, and one interception in 137 games. Gooch was named the Yale Lary Award winner as the Detroit Lions special teams MVP in 2002.

Gooch attended Austin Peay University, where he played from 1992-95 and graduated with a degree in business administration. Gooch recently finished work on his master's in business administration with the University of Phoenix. He was born to Georgia and Billy Gooch on October 31, 1974 in Nashville, Tennessee. Jeff attended John Overton H.S. (Nashville, TN) where in addition to playing football, he ran track and field. Gooch and his wife, Tonya, have a son, Dorian (12) and live in the Tampa Bay area.



RON JAMES HEAD COACH 20TH AFL SEASON | 1ST WITH THE STORM

Ron James enters his 20th season in the Arena Football League and his first with the Storm as the team's head coach. James brings over 30 years of experience to Tampa, eight of which have been spent as head coach. He spent the 2016 season with the Portland Steel, acting as the team's head coach.

James began his coaching career in 1986 at his alma mater, Siena College, as the team's linebackers coach. He would spend a season at Siena before moving on to St. Lawrence University (Canton, NY) where he was the team's defensive coordinator and linebackers coach from 1989-91.

In 1990, James began his AFL career when he was named an assistant coach for the Albany Firebirds. He would return to the collegiate ranks in 1992 when he was introduced as the defensive coordinator for Hartwick College. After two seasons, he moved on to Kentucky Wesleyan College, finally settling in at Army, serving as the team's offensive line coach for two seasons (1998-99).

James returned to the AFL in 1999 with the Houston ThunderBears, before settling in with the Las Vegas Gladiators as the team's assistant head coach. He held this position for three seasons before taking over as the team's head coach in 2005. As the Gladiators' head coach, James would head a team that would lead the League in both total offense and total defense. In two seasons as head coach, James would help lead the team to multiple team records, including season records in passing yards (4,664) and total yards (4,996).

In 2007, James joined the Utah Blaze, becoming the team's head coach in 2010. Over four seasons, James led the team to a 30-33 record, including a team best 12-6 record in 2012, earning him AFL Head Coach of the Year honors.

James would eventually be named the head coach of the Pittsburgh Power in 2014, leading the team to a 15-2 record. Known for his defense, the Power led the League in interceptions (36), was second in scoring defense (43.2) and third in total defense (256.0).

A native of Albany, NY, James prepped at Christian Brothers Academy (Albany) before enrolling at Siena to play on the offensive line. He played four seasons at Siena, where he was an All-American offensive lineman.

COACHING CAREER

| | | |
|---------|---|----------------------------|
| 2017 | Head Coach | Tampa Bay Storm (AFL) |
| 2016 | Head Coach | Portland Steel (AFL) |
| 2015 | Assistant Head Coach Defensive Coordinator | Cleveland Gladiators (AFL) |
| 2014 | Head Coach | Pittsburgh Power (AFL) |
| 2010-13 | Head Coach | Utah Blaze (AFL) |
| 2007-08 | Offensive and Defensive Line Coach | Utah Blaze (AFL) |
| 2005-06 | Head Coach | Las Vegas Gladiators (AFL) |
| 2002-06 | Assistant Head Coach Off. and Def. Line Spec. Teams | Las Vegas Gladiators (AFL) |
| 1999-01 | Offensive and Defensive Line Coach | Houston ThunderBears (AFL) |
| 1998-99 | Offensive Line Coach | Army (FBS) |
| 1993-97 | Assistant Head Coach Off. and Def. Coordinator | Kentucky Wesleyan (DII) |
| 1992-93 | Defensive Coordinator Defensive Backs Coach | Hartwick College (DIII) |
| 1990-91 | Assistant Coach | Albany Firebirds (AFL) |
| 1989-91 | Defensive Coordinator Linebackers Coach | St. Lawrence (DIII) |
| 1986 | Linebackers Coach | Siena (FCS) |



DAVE WILSON

DIRECTOR OF PLAYER PERSONNEL
7TH AFL SEASON | 7TH WITH THE STORM

Wilson enters his seventh season with the Tampa Bay Storm. Wilson adds more than 25 years football experience to the Tampa Bay Storm staff, having won championships at several levels including a Division I NCAA National Championship, Division II NCAA National Championship, Florida State High School Championship, a Southeastern Conference Championship and an Atlantic Coast Conference Championship. While serving as the director of player personnel, he also is a coach for Football University and the U.S. Army All-American Bowl.

Prior to joining the Storm he served as the special teams coach and recruiting coordinator for the Georgia Tech Yellow Jackets where he played an instrumental role in the recruitment of such players as Calvin 'Megatron' Johnson and Tashard Choice.

Wilson joined the Yellow Jackets staff after spending five seasons with Jackie Sherrill at Mississippi State where he served as the director of football operations, recruiting coordinator and tight ends coach during his tenure. He also served two one year stints with the Florida State Seminoles under the tutelage of legendary head coach Bobby Bowden.

He also made coaching stops at Nicholls State, where he served as the assistant head coach, and at Troy State from 1983-85 where he was a part of the 1984 Division II National Championship team. Additionally he spent eight years coaching high school football in Pensacola and Fort Walton Beach where he had the opportunity to coach Derrick Brooks, Danny Wuerffel and E.G. Green among many others.

A United States Air Force Vietnam era veteran and native of Atlanta, Georgia, he is married to the former Tammy Groce of Athens, Alabama and the couple has a daughter Holly, son-in-law, Josh and son Austin who is a member of the U.S. Navy, as well as five grandchildren.

COACHING CAREER

| | | |
|--------------|--|---|
| 2011-Present | Director of Player Personnel | Tampa Bay Storm (AFL) |
| 2010-2011 | Head Coach | Elkmont H.S. (Elkmont, AL) |
| 2002-2006 | Dir. of Football Operations Sp. Teams Coord. Recruiting Coord. | Georgia Tech (FBS) |
| 1997-2002 | Asst. to Head Coach Recruiting Coord. Tight Ends Coach | Mississippi State (FBS) |
| 1996-1997 | Recruiting Coordinator | Florida State (FBS) |
| 1994-1996 | Head Coach | Pensacola H.S. (Pensacola, FL) |
| 1993-1994 | Asst. to Head Coach & Recruiting Coord. Linebacker Coach | Nicholls State (Div. II) |
| 1992-1993 | Asst. to Defensive Coordinator & Recruiting Coordinator | Florida State (Div. I) |
| 1990-1992 | Defensive Coordinator Linebacker Coach | Ft. Walton Beach H.S. (Fort Walton Beach, FL) |
| 1988-1990 | Defensive Coordinator Linebacker & Defensive Backs Coach | B.T. Washington H.S. (Pensacola, FL) |
| 1986-1988 | Offensive Coordinator Defensive Coordinator | Woodham H.S. (Pensacola, FL) |
| 1983-1986 | WR Coach OLB Coach RB Coach Recruiting Coordinator | Troy State (Div. II) |



DOUG KAY

ASSISTANT HEAD COACH | DEFENSIVE COORDINATOR
18TH AFL SEASON | 5TH WITH THE STORM

Kay, who has over 50 years of coaching experience, including 18 in the Arena Football League, joins James's coaching staff as the team's assistant head coach, focusing on the development of the secondary. He began his AFL career in 1993 as the defensive coordinator for the ArenaBowl VII Champion Tampa Bay Storm, returning as the special teams coach in 2002 and defensive backs coach in 2013.

He was with the Columbus Destroyers from 2006-08, where as head coach he led the team to its first and only ArenaBowl appearance. In 1997 he was the defensive coordinator for ArenaBowl XI Champion Arizona Rattlers. During his career in the AFL he has served as either the head coach or defensive coordinator with the Albany Firebirds, Charlotte Rage Carolina Cobras and Los Angeles Avengers.

Firebirds, Charlotte Rage Carolina Cobras and Los Angeles Avengers.

He began his coaching career as a position coach, quarterbacks and defensive backs, at his alma mater Western Illinois in 1960. Kay then spent five seasons as the head coach at Deerfield H.S. (Ill.) prior to returning to the collegiate ranks as the defensive coordinator at Indiana State University for three years. In 1970 Kay was named the head coach at Olivet College (MI). After six seasons he took over the role of offensive coordinator at San Jose State prior to joining UCLA as a defensive assistant coach from 1977-1979.

In 1980, he joined the University of Hawaii as the associate head coach and defensive coordinator for three seasons. He then spent the next four seasons coaching in the USFL with the Boston/New Orleans Breakers, and Tampa Bay Bandits and an additional two seasons in the World League as defensive coordinator with the Raleigh-Durham Skyhawks and head coach with Team Dallas prior to joining the coaching ranks of the AFL.

A native of Chicago, Kay served in the U.S. Army for two years from 1954-56. He received a bachelor's degree in physical education in 1961 from Western Illinois University, where he played both football and baseball. On the gridiron, he played under the tutelage of Lou Saban as a quarterback, tight end and punter. He went on to earn a master's degree in physical education at Indiana State University in 1966. He and his wife, Dawn, live in the Tampa Bay area and have two children Kimber and Bart.

COACHING CAREER

| | | |
|---------|--|------------------------------------|
| 2017 | Assistant Head Coach | Tampa Bay Storm (AFL) |
| 2014 | Assistant Head Coach | Tampa Bay Storm (AFL) |
| 2013 | Defensive Assistant | Tampa Bay Storm (AFL) |
| 2006-08 | Head Coach | Columbus Destroyers (AFL) |
| 2005 | Program Consultant | Gardner-Webb University (FCS) |
| 2003-04 | Defensive Coordinator | Los Angeles Avengers (AFL) |
| 2002 | Special Team Coordinator | Tampa Bay Storm (AFL) |
| 2000-01 | Head Coach Carolina | Cobras (AFL) |
| 1996-99 | Defensive Coordinator | Arizona Rattlers (AFL) |
| 1995 | Head Coach Charlotte | Rage (AFL) |
| 1994 | Defensive Coordinator | Albany Firebirds (AFL) |
| 1993 | Defensive Coordinator | Tampa Bay Storm (AFL) |
| 1992 | Senior Football Advisor | Kajima Corporation |
| 1992 | Head Coach | Team Dallas (WLAF) |
| 1991 | Head Coach | Raleigh-Durham Skyhawks (WLAF) |
| 1985-86 | Secondary Coach | Tampa Bay Bandits (USFL) |
| 1983-84 | Defensive Coordinator | Boston/New Orleans Breakers (USFL) |
| 1980-82 | Associate Head Coach Defensive Coordinator | University of Hawaii (FBS) |
| 1977-79 | Linebacker Defensive Line Coach | UCLA (FBS) |
| 1976 | Offensive Coordinator | San Jose State University (FBS) |
| 1970-75 | Head Coach | Olivet College (DIII) |
| 1967-69 | Defensive Coordinator | Indiana State University (FCS) |
| 1961-66 | Head Coach | Deerfield H.S. (Deerfield, IL) |
| 1960 | Quarterback Wide Receiver Coach | Western Illinois (FCS) |



SHANE STAFFORD

OFFENSIVE ASSISTANT COACH
 10TH AFL SEASON | 7TH WITH THE STORM
 2ND AS OFFENSIVE ASSISTANT COACH

Stafford enters his tenth season in the Arena Football League and seventh with the Storm. It will be Stafford's second season as the team's offensive assistant coach. His primary role will be to help develop the quarterbacks and receivers.

Stafford began his AFL career with the Tampa Bay Storm in 2001. He would spend five seasons with the team, becoming one of the greatest statistical quarterbacks in team history. He would finish his career as the team's all-time leader in pass completions (1,357), pass attempts (2,143), passing yardage (15,667) and passing touchdowns (289), leading the team to four playoff berths in five seasons.

In 2007, Stafford would go on to play two seasons (2007-08) with the Orlando Predators, before moving on to the Dallas Vigilantes in 2010. He would begin his coaching career in 2010 when he transitioned from being the Vigilantes' starting quarterback to being named the Vigilantes' offensive coordinator.

Stafford began his professional playing career in 2000, when he played for the Tallahassee Thunder of the af2. He had stints in the National Football League with the Cleveland Browns, Tampa Bay Buccaneers and New England Patriots. Stafford has played internationally with the Scottish Claymores of NFLE. Stafford would finish his AFL career completing 2,113-of-3,293 passes for 24,525 yards and 451 touchdowns.

The Sinking Spring, Pennsylvania native played collegiately at the University of Connecticut. He finished his Huskies career second all-time in passing yards (8,875), attempts (1,026), completions (563) and total offensive yards (8,829). He also tied the school's all-time passing touchdown record with 73.

Stafford has also coached locally at the high school level, serving as the quarterbacks coach for Tampa Catholic High School.

COACHING CAREER

| | | |
|----------------|---------------------------|-------------------------|
| 2016 - Present | Offensive Assistant Coach | Tampa Bay Storm (AFL) |
| 2010 | Offensive Coordinator | Dallas Vigilantes (AFL) |



AUSTIN WILSON

DEFENSIVE LINE COACH/ LINEBACKER COACH
 1ST AFL SEASON | 1ST WITH THE STORM
 1ST AS DEFENSIVE ASSISTANT COACH

Wilson enters his first full season in the Arena Football League and first with the Storm. His primary role will be to help develop the defensive line and the linebackers.

Wilson began his career with the team working on the strength and conditioning. He has experience coaching defense in various leagues.

A veteran of the Armed Forces, Wilson lives in the Tampa Bay area with his wife and children.



GARY GUSSMAN

SPECIAL TEAMS COACH
 24TH AFL SEASON | 1ST WITH THE STORM

Gussman, who has over 20 years of experience in the Arena Football League as a player, coach and team administrator, joins James's coaching staff as the team's special teams coach.

Gussman began his AFL career with the Denver Dynamite in 1989. He would play four seasons in the League, one with the Dynamite and three with the Albany Firebirds (1990-92), earning All-Arena honors as a kicker in 1989 and 1990.

He began his coaching career in 1995 as the special teams coordinator of the Connecticut Coyotes. Gussman would go on to hold similar positions with the Houston Thunderbears (1998-01), Orlando Predators (2002, 2010-11), Las Vegas Gladiators (2005-06) and the New Orleans VooDoo (2007-08). Gussman also has head coaching experience when he was named the first head coach in Rio Grande Valley Dorados (af2) history in 2004.

Gussman has administrative experience serving as a Director of Football Operations for the Gladiators during the 2005 and 2006 seasons and the VooDoo from 2011-13.

A native of Miami, Gussman played collegiately at Miami (OH) from 1984 to 1987. As a senior, Gussman earned First Team and All-American honors after going 16-of-17 on extra points and converting 20-of-25 field goal attempts. Over the course of his collegiate career, he earned All-MAC honors in three consecutive seasons.

COACHING CAREER

| | | |
|---------|---|---------------------------------|
| 2017 | Special Teams Coach | Tampa Bay Storm (AFL) |
| 2011-13 | Director of Football Operations Interim General Manager | New Orleans VooDoo (AFL) |
| 2010-11 | Assistant Head Coach Special Teams Coordinator | Orlando Predators (AFL) |
| 2007-08 | Special Teams Coordinator | New Orleans VooDoo (AFL) |
| 2005-06 | Director of Football Operations Special Teams Coordinator | Las Vegas Gladiators (AFL) |
| 2004 | Head Coach | Rio Grande Valley Dorados (af2) |
| 2002 | Special Teams Coordinator | Orlando Predators (AFL) |
| 1998-01 | Special Teams Coordinator | Houston Thunderbears (AFL) |
| 1995 | Special Teams Coordinator | Connecticut Coyotes (AFL) |



BEN SHOTTEN MEDIA RELATIONS MANAGER

Ben Shotten enters his sixth season with the Tampa Bay Storm. His responsibilities include public, media and community relations as well as production of the Storm media guide, game day programs, game notes and media packets. He is also the primary contact for player and coach interviews.

He is also an adjunct professor at Western Michigan Cooley Law School, where he teaches Sports Law.

The Commack, New York native, served as an intern and media relations assistant with the Storm in 2012 where his duties included game day preparation, assisting in the preparation of game notes, drafting press releases, creating and editing original content, and other various duties.

Prior to joining the Storm, Shotten was an attorney with a law firm in Lansing, Michigan, and practiced in several areas of the law.

Shotten graduated from the State University of New York at Albany and received a Juris Doctor degree from Cooley Law School. He holds a Master of Sport Administration from Canisius College and a Certificate of Completion in Sports Industry Essentials from Columbia University, School of Professional Studies.

Shotten is a member of the State Bar of Michigan, and licensed to practice in the U.S. District Court for the Eastern and Western Districts of Michigan. He lives in Riverview.

KINDRA EBANKS DIRECTOR | CHOREOGRAPHER STORM CHEERLEADERS



Kindra, a Tampa native, has been involved with cheerleading and dance for more than 20 years. The majority of her dance experience comes from many years of technical training, competing and performing with a local studio. Growing up in Tampa, Kindra's desire to continue performing during college led her to the Tampa Bay Storm. Starting in 1998 she spent three seasons as a Storm Cheerleader, also serving as captain. Kindra took over the Director position in the championship year of 2003.

While Directing the Storm Cheerleaders, Kindra was selected by the AFL to be Co-Director and Choreographer for the ArenaBowl XVII All-Star Dancers in 2004 and also for the Aaron's AFL Dream Team at ArenaBowl XIX in 2005.

From 2002-2006 Kindra served as the assistant coach for the nationally ranked University of South Florida dance team, the SunDolls.

Kindra continues to share her knowledge and love of the sport by judging auditions for local teams as well as speaking to coaches at seminars around the bay area.



BRANDON LANG FOOTBALL OPERATIONS MANAGER

Brandon Lang enters his third season with the Tampa Bay Storm and his second as the team's Football Operations Coordinator. His responsibilities include assisting VP of Football Operations, Jeff Gooch, assisting in player personnel, gameday operations, setting up and filming practice, and editing game film.

Lang spent the 2015 season as a football operations intern for the Storm. As an intern he tracked all transactions for the Arena Football League, National Football League and Canadian Football League. He has experience creating advanced scouting reports and performed all duties requested by the coaches and staff.

Lang graduated from the University of Tampa in 2015 with a Bachelor's degree in Sport Management where he was a member of the Athletic Marketing Club, run by the UT Athletics Department. A Florida native, he currently lives in New Port Richey.

BRYANNA REVEIZ ADMINISTRATIVE COORDINATOR



Bryanna enters her fourth season with the Tampa Bay Storm. She assists Derrick Brooks and Jeff Gooch with daily administrative functions of football operations.

Bryanna grew up in Knoxville, TN and graduated from the University of Tennessee in May of 2013 with a Bachelor's degree in Sports Management.

Prior to joining the Storm, Bryanna worked throughout college with the University of Tennessee as a Football Operations Student Assistant, interned with Team Operations for the Tampa Bay Buccaneers, and worked Training Camp for the Minnesota Vikings and the Tampa Bay Buccaneers.

Growing up in a football family, Bryanna has been involved in sports her whole life. In her spare time she enjoys working out and playing/coaching volleyball.



PAUL BRACE HEAD EQUIPMENT MANAGER

Brace enters his fourth season with the Tampa Bay Storm as the Head Equipment Manager. He oversees and maintains all players' equipment for practices and games, ordering and inventory of coach and player apparel and equipment, daily practice and game laundry duties, and coordinating transportation and setup of team's equipment for home and away games.

Before joining the Storm staff Brace worked for the Lakeland Flying Tigers, the minor league affiliate of the Detroit Tigers. Brace spent two full seasons in Lakeland as the team's Club House Manager.

The Tampa, Florida native is a longtime fan of the Storm and was a fixture on the sidelines growing up as a child. He lives in Wesley Chapel, FL.

LEIGH BAKER HEAD ATHLETIC TRAINER

Leigh enters his fifth season with the Storm as Head Athletic Trainer. His responsibilities include: providing athletic training services to the team under the supervision of the team physician, keeping record of all injuries and treatments, as well as acting as a liaison between the team physician, front office personnel, coaches, and athletes.

He also works with the Florida Hospital Wesley Chapel assisting in outpatient rehabilitation.

Prior to joining the Storm, Leigh provided extra coverage for Tampa Preparatory School, was the athletic trainer for Mitchell High School football (Trinity, FL), and spent two years as a graduate assistant athletic trainer at Saint Leo University.

Leigh graduated from the University of South Florida Class of 2009 with a B.S. degree in Athletic Training. A native of Wesley Chapel, FL, Leigh currently resides in Dade City, FL with his wife, daughter and 3 dogs.



S. HADI SHAH, MD CAQSM MEDIAL DIRECTOR

S. Hadi Shah, MD, CAQSM is board-certified in both family medicine and sports medicine and he practices in the Wesley Chapel area. He provides comprehensive care for patients ages 6 & up and he is a team physician for the Tampa Bay Lightning as well as for Wiregrass High School.

Dr. Shah earned his medical degree from the AUC School of Medicine in Cupecoy, St. Maarten before completing his internship and residency in Family Medicine at New Hanover Regional Medical Center in Wilmington, North Carolina. He then completed his fellowship in Sports Medicine at the University of Nevada School of Medicine in Las Vegas, Nevada.

Dr. Shah provides a comprehensive range of care, from sports medicine for the serious athlete to osteoarthritis treatment and prevention, and his specialties include, but are not limited to, sports injury prevention and treatment, concussion diagnosis and treatment, osteoarthritis management, musculoskeletal/orthopedic care, bracing, splints and casting, fracture care and sports physicals.

He is proud to serve the Wesley Chapel and surrounding area communities.

DR. SUSAN WELSH TEAM CHIROPRACTOR

Dr. Welsh has been with the Storm since the team's first season in Tampa Bay at the Thunderdome to the team's current location at AMALIE Arena. She is the team Chiropractor for the University of South Florida's Athletic Teams since 1982. She is also a clinical instructor for USF and has an office in the Morsani Center for Advanced Healthcare on campus as well as an office in Carrollwood.

She remains involved with the Community on the SWFWMD Basin Board, Leadership Tampa Bay, and as a Trustee for Fairleigh Dickinson University in New Jersey.

Dr. Welsh and her husband Tom Martin, a former wide receiver for the Philadelphia Eagles, reside in Odessa.





DAREK SHARP

STORM PLAY-BY-PLAY

This is Darek's seventh season on the Storm radio broadcast team. He has been a member of the Tampa Bay sports radio scene since 1988 when he began working at WPLA-AM, which would in 1990 turn into Tampa's first all-sports station, WFNS. While at WFNS, he worked as a producer for Steve Duemig and directed the Tampa Bay Lightning broadcasts, duties he continued doing after WFNS was sold and the Sports Animal-WDAE was born in 1997.

In 2001 he became the morning Sports Attack man for the top sports radio station in the Tampa Bay market, WDAE, delivering the updates every morning. Currently he is the producer of the Ron & Ian show weekly from 9 AM until 12 PM and he also covers high school sports for the leading newspaper in Florida, the Tampa Bay Times.

JACK HARRIS

STORM AMBASSADOR

Jack is the most popular and recognized media personality in Tampa Bay. A fixture of the Storm radio broadcast for over 20 years, Jack will now serve as the team's ambassador.

Currently, he also co-hosts A.M. Tampa Bay, on 970 WFLA, often the highest rated morning show in Tampa Bay. He came to the Tampa Bay area in 1970 and was on the original broadcast team for the Tampa Bay Buccaneers (NFL). Jack went on to join the broadcast teams for the Tampa Bay Bandits (USFL) and the University of South Florida Bulls basketball team as well as the professional soccer team Tampa Bay Rowdies. Jack first called a Storm game in 1991, including when the Storm beat the Marcum-led Detroit Drive for its first championship. He also called the Storm in 1993 and has been a permanent fixture in the radio booth since his return in 1997.

He has been the voice of The Jerry Lewis Telethon, Gasparilla and Festival of States Parade coverage. Jack hosted The Buccaneers Coach's Show for five seasons during which time he asked then Buccaneer Head Coach John McKay about the team's execution after a particular game, and McKay famously replied, "I think executing them is a good idea." He has also been a part of numerous other shows including the Noon Show and Pulse Plus on Channel 13; hosted "Harris Live" at weekdays on WFLA-TV Channel 8; was a restaurant reviewer on Baynews 9 and did a commentary on ABC Action News Channel 28. Additionally he has been the voice of the Outback Bowl for the past 27 years.



IAN BECKLES

STORM COLOR COMMENTATOR

Beckles enters his second season on the Storm radio broadcast team. A nine-year veteran of the National Football League, Beckle brings a wealth of football knowledge to the radio booth. He played for the Tampa Bay Buccaneers and the Philadelphia Eagles.

In 1999, Beckles transitioned to broadcasting when he joined 620 WDAE-AM. He would co-host the top-rated Ron & Ian Show middays on WDAE for 12 years before leaving in 2015. Beckles now serves as a Brand Ambassador and is the creator of FlavorOfTampaBay.com.

Beckles participates in several charitable endeavors with his foundation, The Ian Beckles Foundation.

PLAYERS





ALPHABETICAL ROSTER

35 MAN ROSTER

| NO. | POS. | First Name | Last Name | HGT | WGT | EXP | DOB | College |
|-----|-------|------------|-----------|------|-----|-----|----------|-------------------------|
| 16 | QB | Chris | Bonner | 6.6 | 235 | R | 7.20.93 | CSU-Pueblo |
| 21 | DB | Shaine | Boyle | 5.10 | 190 | 2 | 5.1.88 | Faulkner |
| 94 | DL | John | Brown | 6.1 | 285 | 1 | 6.26.88 | Valdosta State |
| 11 | WR | LaMark | Brown | 6.4 | 225 | 2 | 7.5.89 | Minnesota St. – Mankato |
| 6 | DB | Qua | Cox | 5.11 | 190 | 1 | 4.28.91 | Jackson State |
| 91 | DL | Antron | Dillon | 6.5 | 270 | 5 | 6.7.85 | North Alabama |
| 8 | QB | Michael | German | 6.3 | 235 | R | 10.22.91 | Tennessee State |
| 81 | WR | Joe | Hills | 6.4 | 220 | 5 | 10.2.87 | Tennessee State |
| 15 | WR | Justin | Hilton | 6.1 | 195 | 1 | 12.8.88 | Indiana State |
| 12 | QB | Randy | Hippeard | 6.3 | 205 | 4 | 12.6.85 | UVA-Wise |
| 4 | DB | Arthur | Hobbs | 5.10 | 193 | 1 | 11.18.89 | Nebraska-Kearney |
| 17 | WR | Kendrick | Ings | 5.10 | 180 | R | 6.17.90 | Miller Grove H.S. (GA) |
| 2 | DB | Dallas J | ackson | 5.10 | 190 | R | 11.20.95 | Jacksonville State |
| 55 | MLB | Dexter | Jackson | 6.2 | 285 | 6 | 3.14.88 | Bethune-Cookman |
| | OL | Joe | Kaleta | 6.7 | 315 | R | 11.13.90 | Coastal Carolina |
| 56 | OL | Dave | Lefotu | 6.3 | 320 | R | 3.25.92 | Hawaii |
| 18 | K | Mark | Lewis | 5.11 | 195 | 12 | 3.25.92 | Florida International |
| 90 | DL | Monte | Lewis | 6.4 | 250 | 2 | 10.14.88 | Jacksonville State |
| 10 | WR/KR | Michael | Lindsey | 6.2 | 220 | 5 | 7.10.87 | Northwest Mississippi |
| 69 | OL | Miles | Mason | 6.4 | 365 | 1 | 8.25.89 | Utah |
| 98 | DL | OJ | Mau | 6.1 | 305 | R | 9.28.94 | Gardner-Webb |
| 64 | OL/FB | Justin | McCray | 6.3 | 315 | 1 | 5.31.92 | Central Florida |
| 50 | C | Raymond | McNeil | 6.2 | 325 | 7 | 10.14.84 | Fort Valley State |
| 99 | DL | Jordan | Miller | 6.1 | 335 | 1 | 2.1.88 | Southern |
| 49 | DL | Max | Nacewicz | 6.2 | 255 | R | 6.5.93 | Springfield |
| 14 | DB | Alfred | Phillips | 5.11 | 190 | 7 | 10.14.85 | Wagner |
| 23 | DB | Chris | Pickett | 5.11 | 200 | 1 | 2.12.92 | Troy |
| 85 | DL | Caesar | Rayford | 6.7 | 275 | 6 | 3.4.86 | Washington |
| | DB | Damond | Smith | 5.11 | 185 | R | 7.8.91 | South Alabama |
| 1 | DB | Cortez | Stubbs | 5.9 | 180 | 4 | 8.16.88 | Concordia |
| 92 | DL | Ino | Vitale | 6.5 | 330 | R | 1.18.87 | Southwest Baptist |
| 60 | OL | Jeremiah | Warren | 6.3 | 325 | R | 9.20.87 | South Florida |
| 13 | WR | Reese | Wiggins | 5.11 | 185 | R | 5.5.91 | East Carolina |

RESERVE LIST

| | | | | | | | | |
|----|-----|-----------|------------|-----|-----|---|----------|-------------------|
| | WR | Xavier | Boyce | 6.4 | 220 | 1 | 8.17.90 | Norfolk State |
| | DB | Delvin | Breaux | 6.1 | 200 | 1 | 10.16.89 | LSU |
| 26 | DB | Emanuel | Cook | 5.9 | 205 | 2 | 1.20.88 | South Carolina |
| | OL | Cornelius | Dixon | 6.6 | 340 | 5 | 4.7.77 | Missouri Valley |
| | JLB | Rick-J | Hill | 6.1 | 211 | 1 | 3.5.87 | Fort Valley State |
| | OL | Byron | Isom | 6.3 | 300 | 1 | 6.10.88 | Auburn |
| | QB | Adam | Kennedy | 6.5 | 230 | 3 | 5.11.91 | Arkansas State |
| 79 | OL | Ben | Ossai | 6.6 | 330 | 6 | 12.5.86 | Washington |
| 72 | DL | Marcus | Pittman | 6.5 | 290 | 7 | 5.10.86 | Troy |
| | DL | Padric | Scott | 6.1 | 295 | 2 | 1.8.90 | Florida A&M |
| | OL | Isaiah | Tuiasosopo | 6.3 | 315 | 1 | 9.5.93 | Austin Peay |
| 63 | OL | J.J. | Unga | 6.6 | 330 | 1 | 1.5.87 | Midwestern State |

NUMERICAL ROSTER

35 MAN ROSTER

| NO. | POS. | First Name | Last Name | HGT | WGT | EXP | DOB | College |
|-----|-------|------------|-----------|------|-----|-----|----------|-------------------------|
| 1 | DB | Cortez | Stubbs | 5.9 | 180 | 4 | 8.16.88 | Concordia |
| 2 | DB | Dallas | Jackson | 5.10 | 190 | R | 11.20.95 | Nebraska-Kearney |
| 4 | DB | Arthur | Hobbs | 5.10 | 193 | 1 | 11.18.89 | Nebraska-Kearney |
| 6 | DB | Qua | Cox | 5.11 | 190 | 1 | 4.28.91 | Jackson State |
| 8 | QB | Michael | German | 6.3 | 235 | R | 10.22.91 | Tennessee State |
| 10 | WR/KR | Michael | Lindsey | 6.2 | 220 | 5 | 7.10.87 | Northwest Mississippi |
| 11 | WR | LaMark | Brown | 6.4 | 225 | 2 | 7.5.89 | Minnesota St. – Mankato |
| 12 | QB | Randy | Hippeard | 6.3 | 205 | 4 | 12.6.85 | UVA-Wise |
| 13 | WR | Reese | Wiggins | 5.11 | 185 | R | 5.5.91 | East Carolina |
| 14 | DB | Alfred | Phillips | 5.11 | 190 | 7 | 10.14.85 | Wagner |
| 15 | WR | Justin | Hilton | 6.1 | 195 | 1 | 12.8.88 | Indiana State |
| 16 | QB | Chris | Bonner | 6.6 | 235 | R | 7.20.93 | CSU-Pueblo |
| 17 | WR | Kendrick | Ings | 5.10 | 180 | R | 6.17.90 | Miller Grove H.S. (GA) |
| 18 | K | Mark | Lewis | 5.11 | 195 | 12 | 3.25.92 | Florida International |
| 21 | DB | Shaine | Boyle | 5.10 | 190 | 2 | 5.1.88 | Faulkner |
| 23 | DB | Chris | Pickett | 5.11 | 200 | 1 | 2.12.92 | Troy |
| 49 | DL | Max | Nacewicz | 6.2 | 255 | R | 6.5.93 | Springfield |
| 50 | C | Raymond | McNeil | 6.2 | 325 | 7 | 10.14.84 | Fort Valley State |
| 55 | MLB | Dexter | Jackson | 6.2 | 285 | 6 | 3.14.88 | Bethune-Cookman |
| 56 | OL | Dave | Lefotu | 6.3 | 320 | R | 3.25.92 | Hawaii |
| 60 | OL | Jeremiah | Warren | 6.3 | 325 | R | 9.20.87 | South Florida |
| 64 | OL/FB | Justin | McCray | 6.3 | 315 | 1 | 5.31.92 | Central Florida |
| 69 | OL | Miles | Mason | 6.4 | 365 | 1 | 8.25.89 | Utah |
| 81 | WR | Joe | Hills | 6.4 | 220 | 5 | 10.2.87 | Tennessee State |
| 85 | DL | Caesar | Rayford | 6.7 | 275 | 6 | 3.4.86 | Washington |
| 90 | DL | Monte | Lewis | 6.4 | 250 | 2 | 10.14.88 | Jacksonville State |
| 91 | DL | Antron | Dillon | 6.5 | 270 | 5 | 6.7.85 | North Alabama |
| 92 | DL | Ino | Vitale | 6.5 | 330 | R | 1.18.87 | Southwest Baptist |
| 94 | DL | John | Brown | 6.1 | 285 | 1 | 6.26.88 | Valdosta State |
| 98 | DL | OJ | Mau | 6.1 | 305 | R | 9.28.94 | Gardner-Webb |
| 99 | DL | Jordan | Miller | 6.1 | 335 | 1 | 2.1.88 | Southern |
| | OL | Joe | Kaleta | 6.7 | 315 | R | 11.13.90 | Coastal Carolina |
| | DB | Damond | Smith | 5.11 | 185 | R | 7.8.91 | South Alabama |

RESERVE LIST

| | | | | | | | | |
|----|-----|-----------|------------|-----|-----|---|----------|-------------------|
| 26 | DB | Emanuel | Cook | 5.9 | 205 | 2 | 1.20.88 | South Carolina |
| 63 | OL | J.J. | Unga | 6.6 | 330 | 1 | 1.5.87 | Midwestern State |
| 72 | DL | Marcus | Pittman | 6.5 | 290 | 7 | 5.10.86 | Troy |
| 79 | OL | Ben | Ossai | 6.6 | 330 | 6 | 12.5.86 | Washington |
| | WR | Xavier | Boyce | 6.4 | 220 | 1 | 8.17.90 | Norfolk State |
| | DB | Delvin | Breaux | 6.1 | 200 | 1 | 10.16.89 | LSU |
| | OL | Cornelius | Dixon | 6.6 | 340 | 5 | 4.7.77 | Missouri Valley |
| | JLB | Rick-J | Hill | 6.1 | 211 | 1 | 3.5.87 | Fort Valley State |
| | OL | Byron | Isom | 6.3 | 300 | 1 | 6.10.88 | Auburn |
| | QB | Adam | Kennedy | 6.5 | 230 | 3 | 5.11.91 | Arkansas State |
| | DL | Padric | Scott | 6.1 | 295 | 2 | 1.8.90 | Florida A&M |
| | OL | Isaiah | Tuiasosopo | 6.3 | 315 | 1 | 9.5.93 | Austin Peay |



JOHN BROWN

#94

POS: K
Height: 6'1
Weight: 405
Date of Birth: 6/26/1988
Experience: 1
Acquired: 5/19/2016
College: Valdosta State
Hometown: Lakeland, FL

CAREER HIGHLIGHTS: Assigned to the Storm late in the 2013 season... Attended training camp with the Orlando Predators... Assigned to the Storm on May 19, 2016.

2016 HIGHLIGHTS: GP/GS – 8/7... Earned the first rushing touchdown of his career versus the Jacksonville Sharks (6/11)... 4/1 vs. ORL: Not on roster... 4/9 at CLE: Not on roster... 4/16 at ARI: Not on roster... 5/1 vs. JAX: Not on roster... 5/9 at PHI: Not on roster... 5/13 at ORL: Not on roster... 5/19: Acquired by the Storm... 5/23 vs. CLE: Inactive... 5/29 vs. ARI: Inactive... 6/3 at POR: Saw action on the DL and OL... 6/11 vs. JAX: Started at FB... Rushed four times for five yards and a touchdown... 6/18 vs. LAK: Started at FB... Rushed once for two yards... 6/24 at ORL: Started at FB... Rushed once for no gain... 7/11 at LAK: Started at FB... Rushed once for two yards and a touchdown... Caught a pass for three yards... 7/16 vs. PHI: Started at FB... Rushed once for three yards... 7/23 vs. POR: Started at FB... Rushed once for four yards... 7/31 at JAX: Started at FB... Rushed once for five yards... POSTSEASON: GP/GS – 1/1... 8/7 at PHI: Started at FB... Rushed once for seven yards.

Caught a pass for three yards... 7/16 vs. PHI: Started at FB... Rushed once for three yards... 7/23 vs. POR: Started at FB... Rushed once for four yards... 7/31 at JAX: Started at FB... Rushed once for five yards... POSTSEASON: GP/GS – 1/1... 8/7 at PHI: Started at FB... Rushed once for seven yards.

COLLEGE INFORMATION: Played at Northeast Mississippi Community College before settling in at Valdosta State... Valdosta State: 2010: Started in 6-of-11 games for the Blazers... Recorded 22 tackles, two sacks, and a blocked kick... Northeast Mississippi Community College: Recorded 80 tackles and 3.5 sacks with NMCC.

PERSONAL INFORMATION: Born June 26, 1988... A native of Lakeland, FL... Prepped at Lakeland High School (Lakeland, FL)... Finished his senior year with 94 tackles and 11.5 sacks... Rated the No. 3 defensive tackle by ESPN... Rated a five-star prospect by Scout.com his senior season... Led Lakeland High School to 45 straight victories and three Class 5A State Championships.

CAREER AFL STATISTICS

RUSHING (REGULAR SEASON)

| YEAR | TEAM | ATT | YDS | AVG | TD | LG | YDS/G | G-S |
|----------------------|------|-----------|-----------|------------|----------|----------|------------|------------|
| 2016 | TAM | 10 | 21 | 2.1 | 2 | 5 | 2.6 | 8-7 |
| Career Totals | | 10 | 21 | 2.1 | 2 | 5 | 2.6 | 8-7 |
| Game Highs | | 4 | 5 | 0.8 | 1 | 5 | 5.0 | - |
| Season Highs | | 10 | 21 | 2.1 | 2 | 5 | 2.6 | 8-7 |

RUSHING (POSTSEASON)

| YEAR | TEAM | ATT | YDS | AVG | TD | LG | YDS/G | G-S |
|----------------------|------|----------|----------|------------|----------|----------|------------|------------|
| 2016 | TAM | 1 | 7 | 7.0 | 0 | 7 | 7.0 | 1-1 |
| Career Totals | | 1 | 7 | 7.0 | 0 | 7 | 7.0 | 1-1 |
| Game Highs | | 1 | 7 | 7.0 | 0 | 7 | 7.0 | - |
| Season Highs | | 1 | 7 | 7.0 | 0 | 7 | 7.0 | 1-1 |



LAMARK BROWN

#11

POS: WR
Height: 6'4
Weight: 225
Date of Birth: 7/5/89
Experience: 2
Acquired: 1/17/17
College: Minnesota St. - Mankato
Hometown: Anchorage, AK

CAREER HIGHLIGHTS: Began his professional in 2012 with the Atlanta Falcons when he signed with the team as an undrafted rookie free agent... Spent time with the Buffalo Bills, Tampa Bay Buccaneers, Minnesota Vikings, and Hamilton Tiger-Cats... Spent two seasons with the Orlando Predators... Acquired by the Storm on January 17, 2017.

2016 ORLANDO PREDATORS HIGHLIGHTS: GP/GS – 8/8... 4/1 at TAM: Started at WR... Caught nine passes for 105 yards and a touchdown... 4/9 vs. POR: Started at WR... Caught four passes for 59 yards and a touchdown... 4/18 at JAX: Started at WR... Caught five passes for 44 yards... 4/23 vs. LAK: Started at WR... Caught six passes for 72 yards and a touchdown... 4/29 at CLE: Started at WR... Caught three passes for 20 yards... 5/3 vs. ARI: Injured Reserve... 5/13 vs. TAM: Injured Reserve... 5/21 at PHI: Injured Reserve... 5/27 vs. JAX: Injured Reserve... 6/5 at LAK: Injured Reserve... 6/11 vs. CLE: Injured Reserve... 6/18 at JAX: Injured Reserve... 6/23: Injured Reserve... 6/24 vs. TAM: Injured Reserve... 7/8: Activated from Injured Reserve... 7/9 at POR: Saw action at wide receiver... Caught two passes for 33 yards... 7/18 at ARI: Started at WR... Caught seven passes for 92 yards and a touchdown... 7/30 vs. PHI: Started at WR... Caught five passes for 67 yards and a touchdown... PLAYOFFS: GP/GS – 1/1... 8/6 vs. JAX: Started at WR... Caught six passes for 64 yards and a touchdown.

yards... 5/3: Placed on Injured Reserve... 5/7 vs. ARI: Injured Reserve... 5/13 vs. TAM: Injured Reserve... 5/21 at PHI: Injured Reserve... 5/27 vs. JAX: Injured Reserve... 6/5 at LAK: Injured Reserve... 6/11 vs. CLE: Injured Reserve... 6/18 at JAX: Injured Reserve... 6/23: Injured Reserve... 6/24 vs. TAM: Injured Reserve... 7/8: Activated from Injured Reserve... 7/9 at POR: Saw action at wide receiver... Caught two passes for 33 yards... 7/18 at ARI: Started at WR... Caught seven passes for 92 yards and a touchdown... 7/30 vs. PHI: Started at WR... Caught five passes for 67 yards and a touchdown... PLAYOFFS: GP/GS – 1/1... 8/6 vs. JAX: Started at WR... Caught six passes for 64 yards and a touchdown.

2015 ORLANDO PREDATORS HIGHLIGHTS: GP/GS – 11/7... 3/29 vs. PHI: Inactive... 4/3 at JAX: Inactive... 4/11 at NOV: Saw action at WR... Caught a pass for four yards and a touchdown... 4/18 vs. LAK: Inactive... 4/25 at SPO: Saw action at WR... Caught three passes for 43 yards and a touchdown... 5/2 vs. CLE: Started at WR... Caught four passes for 39 yards and a touchdown... 5/8 at PHI: Started at WR... Caught three passes for 44 yards... 5/16 vs. TAM: Started at WR... Caught three passes for 23 yards... 5/23 vs. POR: Saw action at WR... Caught a pass for 16 yards and a touchdown... 5/29 at CLE: Started at WR... Caught two passes for 20 yards and a touchdown... 6/6 at JAX: Inactive... 6/13 at PHI: Inactive... 6/20 at ARI: Inactive... 6/27 vs. NOV: Started at WR... Caught seven passes for 88 yards and a touchdown... 7/11 at TAM: Started at WR... Caught five passes for 95 yards and a touchdown... 7/18 at CLE: Started at WR... Caught six passes for 78 yards and a touchdown... 8/1 vs. JAX: Inactive... 8/8 vs. TAM: Caught five passes for 39 yards... Rushed once for nine yards... PLAYOFFS: GP/GS – 0/0... 8/15 vs. JAX: Inactive.

OTHER PROFESSIONAL EXPERIENCE: Began his professional career with the Atlanta Falcons... Spent time on the Buffalo Bills' practice squad... Spent time on the Minnesota Vikings practice squad... Joined the Hamilton Tiger-Cats in 2014.

COLLEGE INFORMATION: Began his collegiate career at Kansas State before settling in at Minnesota St. – Mankato... MINNESOTA STATE – MANKATO: 2011 (Senior): Appeared in 12 games for the Mavericks... Caught 31 passes for 405 yards and five touchdowns... Rushed 31 times for 98 yards and four touchdowns... KANSAS STATE: 2009 (Junior): Appeared in 12 games... Caught 18 passes for 215 yards and two touchdowns... 2008 (Sophomore): Appeared in nine games... Caught 24 passes for 178 yards and a touchdown... Rushed 118 times for 412 yards and five touchdowns... 2007 (Freshman): Appeared in eight games... Caught three passes for 33 yards.

PERSONAL INFORMATION: Born July 5, 1989... Prepped at Hazelwood West H.S. (Hazelwood, MO)... Rated the No. 1 prospect in the St. Louis metro area by the St. Louis Post Dispatch... A PrepStar All-American.

CAREER AFL STATISTICS

RECEIVING

| YEAR | TEAM | REC | YDS | AVG | TD | LG | YDS/G | G-S |
|----------------------|------|-----------|------------|-------------|-----------|-----------|-------------|--------------|
| 2015 | ORL | 40 | 489 | 12.2 | 8 | 41 | 44.5 | 11-7 |
| 2016 | ORL | 41 | 492 | 12.0 | 5 | 30 | 61.5 | 8-8 |
| Career Totals | | 81 | 981 | 12.1 | 13 | * | 51.6 | 19-15 |
| Season Highs | | 41 | 492 | 12.2 | 8 | 41 | 61.5 | 11-7 |

RECEIVING (POSTSEASON)

| YEAR | TEAM | REC | YDS | AVG | TD | LG | YDS/G | G-S |
|----------------------|------|----------|-----------|-------------|----------|-----------|-------------|------------|
| 2016 | ORL | 6 | 64 | 10.7 | 1 | 24 | 64.0 | 1-1 |
| Career Totals | | 6 | 64 | 10.7 | 1 | 24 | 64.0 | 1-1 |
| Season Highs | | 6 | 64 | 10.7 | 1 | 24 | 64.0 | 1-1 |



QUA COX

#6

POS: DB
Height: 5'11
Weight: 190
Date of Birth: 4/28/1991

Experience: 1
Acquired: 6/1/2016
College: Jackson State
Hometown: Tuskegee, AL

CAREER HIGHLIGHTS: Began his professional career with the Indianapolis Colts in 2014...Spent training camp with the Portland Steel and Arizona Rattlers...Assigned to the Storm on June 1, 2016.

2016 TAMPA BAY STORM HIGHLIGHTS: GP/GS – 8/3...Made the first start of his career on 6/24 versus the Orlando Predators...4/1 vs. ORL: Not on roster...4/9 at CLE: Not on roster...4/16 at ARI: Not on roster...5/1 vs. JAX: Not on roster...5/9 at PHI: Not on roster...5/13 at ORL: Not on roster...5/23 vs. CLE: Not on roster...5/29 vs. ARI: Not on roster...6/1: Assigned to the Storm...6/3 at POR: Saw action on special teams...6/11 vs. JAX: Saw action at DB and on special teams...Recorded a tackle...6/18 vs. LAK: Started at DB...Recorded 5.0 tackles and a pass breakup...6/24 at ORL: Started at DB...Tallied 2.0 tackles...7/11 at LAK: Saw action at DB...Recorded 4.0 tackles...7/16 vs. PHI: Saw action at DB...Tallied a half tackle...7/23 vs. POR: Saw action at DB...Tallied two tackles...7/31 at JAX: Started at DB...Recorded 3.5 tackles...**POSTSEASON:** GP/GS – 1/0...8/7 at PHI: Saw action at DB...Recorded a tackle.

action at DB...Recorded 4.0 tackles...7/16 vs. PHI: Saw action at DB...Tallied a half tackle...7/23 vs. POR: Saw action at DB...Tallied two tackles...7/31 at JAX: Started at DB...Recorded 3.5 tackles...**POSTSEASON:** GP/GS – 1/0...8/7 at PHI: Saw action at DB...Recorded a tackle.

OTHER PROFESSIONAL EXPERIENCE: Spent training camp with the Indianapolis Colts as an undrafted rookie free agent in 2014.

COLLEGE INFORMATION: Played four seasons for Jackson State...Started in 41-of-45 games for the Tigers...2013 (Senior): Played in 11 games...Recorded 32.0 tackles, a half tackle for loss, six pass breakups and a fumble recovery...2012 (Junior): Played in 12 games...Led the SWAC in interceptions with five...Recorded 50 tackles, 5.0 tackles for loss, 2.0 sacks, five interceptions and eight pass breakups...Also had 10 punt returns for 49 yards and two kick returns for 19 yards...2011 (Sophomore): Played in 11 games...Tallied 34 tackles, 2.5 tackles for loss, three interceptions, nine pass breakups and a blocked kick...Had eight punt returns for 13 yards and three kick returns for 37 yards...2010 (Freshman): Played in 11 games...Tallied 29 tackles, a tackle for loss, a sack, two interceptions, nine pass breakups, a forced fumble and fumble recovery...2009: Redshirted this season.

PERSONAL INFORMATION: Born April 28, 1991...Prepped at Booker T. Washington High School (Tuskegee, AL)...His brother is James Patrick signed with the Tampa Bay Buccaneers in 2006 as an undrafted rookie free agent.

CAREER AFL STATISTICS

DEFENSE (REGULAR SEASON)

| YEAR | TEAM | UT | A | TT | TFL-YDS | SACK-YDS | INT-YDS | PBU | FF | FR-YDS | TD | QH | BLK | G |
|----------------------|------|-----------|----------|-------------|------------|------------|------------|----------|----------|------------|----------|----------|----------|------------|
| 2016 | TAM | 17 | 4 | 19.0 | 0-0 | 0-0 | 0-0 | 1 | 0 | 0-0 | 0 | 0 | 0 | 8-3 |
| Career Totals | | 17 | 4 | 19.0 | 0-0 | 0-0 | 0-0 | 1 | 0 | 0-0 | 0 | 0 | 0 | 8-3 |
| Season Highs | | 17 | 4 | 19.0 | 0-0 | 0-0 | 0-0 | 1 | 0 | 0-0 | 0 | 0 | 0 | 8-3 |

DEFENSE (POSTSEASON)

| YEAR | TEAM | UT | A | TT | TFL-YDS | SACK-YDS | INT-YDS | PBU | FF | FR-YDS | TD | QH | BLK | G |
|----------------------|------|----------|----------|------------|------------|------------|------------|----------|----------|------------|----------|----------|----------|------------|
| 2016 | TAM | 1 | 0 | 1.0 | 0-0 | 0-0 | 0-0 | 0 | 0 | 0-0 | 0 | 0 | 0 | 1-0 |
| Career Totals | | 1 | 0 | 1.0 | 0-0 | 0-0 | 0-0 | 0 | 0 | 0-0 | 0 | 0 | 0 | 1-0 |
| Game Highs | | 1 | 0 | 1.0 | 0-0 | 0-0 | 0-0 | 0 | 0 | 0-0 | 0 | 0 | 0 | 1-0 |
| Season Highs | | 1 | 0 | 1.0 | 0-0 | 0-0 | 0-0 | 0 | 0 | 0-0 | 0 | 0 | 0 | 1-0 |



ANTRON DILLON

#91

POS: DL
Height: 6'5
Weight: 270
Date of Birth: 6/7/85

Experience: 5
Acquired: 1/12/17
College: North Alabama
Hometown: Hammond, LA

CAREER HIGHLIGHTS: Began his professional career with the Arizona Rattlers in 2012...A two-time ArenaBowl Champion (2012 and 2013)...Acquired by the Storm on January 12, 2017.

2016 JACKSONVILLE SHARKS HIGHLIGHTS: GP/GS – 5/2...4/2 at LAK: Started at DE...Recorded a half tackle...4/11 at PHI: Saw action at DE...Tallied a tackle...4/18 vs. ORL: Inactive...4/23 vs. ARI: Saw action at DE...Recorded 4.0 tackles and a pass breakup...5/1 at TAM: Started at DE...5/2: Placed on Inactive Reserve...5/7: Placed on Injured Reserve...5/7 at CLE: Injured Reserve...5/21 vs. POR: Injured Reserve...5/27 at ORL: Injured Reserve...6/4 vs. PHI: Injured Reserve...6/11 at TAM: Injured Reserve...6/18 vs. ORL: Injured Reserve...6/25 vs. CLE: Injured Reserve...7/9 at ARI: Injured Reserve...7/16 at POR: Injured Reserve...7/23 vs. LAK: Injured Reserve...7/26: Activated from Injured Reserve...7/30 vs. TAM: Saw action at DE...PLAYOFFS: GP/GS – 0/0...8/6 at ORL: Inactive...8/14 at PHI: Inactive.

2015 LA KISS HIGHLIGHTS: GP/GS – 18/16...3/27 at POR: Started at DE...Recorded 1.0 tackle...4/4 at SJS: Started at DE...4/11 vs. LVO: Started at DE...Tallied 2.0 tackles and 1.0 tackle for loss...4/18 at ORL: Saw action at DE...Recorded 1.5 tackles...4/25 vs. ARI: Started at DE...Recorded 1.0 tackle...5/4 at LVO: Started at DE...Tallied 1.5 tackles and a pass breakup...5/8 at SPO: Started at DE...Recorded 1.0 tackle...5/16 at POR: Started at DE...Recorded a half tackle and a pass breakup...5/31 vs. JAX: Saw action at DE...Tallied 1.5 tackles...6/7 vs. POR: Started at DE...Recorded 1.0 tackle and 1.0 tackle for loss...6/13 at SJS: Started at DE...Tallied 1.5 tackles for loss, 1.0 tackle for loss and 1.0 sack...6/20 vs. PHI: Started at DE...Recorded 3.0 tackles...6/27 vs. ARI: Started at DE...7/12 vs. SPO: Started at DE...Tallied 2.0 tackles...7/18 vs. LVO: Started at DE...Recorded a half tackle...7/26 at ARI: Started at DE...Recorded 2.5 tackles...8/1 at TAM: Started at DE...Recorded 1.0 tackle and two pass breakups...8/8 vs. SJS: Started at DE...Recorded 2.0 tackles, 0.5 tackles for loss and a 0.5 sack.

2014 PORTLAND THUNDER HIGHLIGHTS: GP/GS – 13/12...3/17 vs. SJS: Started at DE...3/24 vs. IOW: Started at DE...Tallied a blocked kick...4/5 at LAK: Started at DE...4/8: Placed on Injured Reserve...4/12 at SPO: Injured Reserve...4/18 vs. SJS: Injured Reserve...4/26 at JAX: Injured Reserve...5/3 at TAM: Injured Reserve...5/9: Activated from Injured Reserve...5/11 vs. ARI: Saw action at DE...Recorded 1.0 tackle...5/17 at SJS: Started at DE...Recorded 3.0 tackles and 1.0 tackle for loss...5/22 vs. SAT: Started at DE...5/30 at SPO: Started at DE...6/6 vs. ARI: Started at DE...6/14 at LAK: Started at DE...6/26 vs. NOV: Started at DE...Tallied 2.0 tackles...7/5 at CLE: Started at DE...Tallied 1.0 tackle and a blocked kick...7/12 vs. LAK: Started at DE...Led the team with 6.0 tackles, 1.0 tackle for loss, 1.0 sack and a pass breakup...7/20 at ARI: Inactive...7/26 vs. SPO: Started at DE...Tallied 2.5 tackles...PLAYOFFS: GP/GS – 1/1...8/3 at ARI: Started at DE...Recorded 2.0 tackles.

2013 ARIZONA RATTLETS HIGHLIGHTS: GP/GS – 12/5...3/23 vs. PHI: Inactive...3/29 at UTA: Saw action at DE...Recorded a half tackle and interception...4/6 vs. SJS: Saw action at DE...Tallied 2.5 tackles...4/12 at SPO: Inactive...4/20 vs. SAT: Inactive...4/28 vs. ORL: Started at DE...Recorded 3.0 tackles, 1.0 tackle for loss and 1.0 sack...5/4 at JAX: Saw action at DE...Tallied 2.0 tackles, 1.0 tackle for loss and 1.0 sack...5/11 vs. UTA: Saw action at DE...Recorded 4.5 tackles...5/19 at CHI: Saw action at DE...Tallied 2.0 tackles and a tackle for loss...5/25 vs. IOW: Saw action at DE...Tallied 2.0 tackles...6/1 at PHI: Started at DE...Recorded 1.5 tackles...6/8 at SAT: Started at DE...Tallied 1.5 tackles, 1.0 tackle for loss and 1.0 sack...6/15 vs. SPO: Started at DE...Tallied 1.5 tackles, 0.5 tackles for loss and a pass breakup...6/20: Placed on Inactive Reserve...6/22 at SJS: Inactive Reserve...7/6 at ORL: Inactive Reserve...7/13 vs. NOV: Inactive Reserve...7/20 vs. CHI: Saw action at DE...Recorded 1.5 tackles and a pass breakup...7/27 at IOW: Started at DE...Tallied 2.5 tackles, 1.0 tackle for loss, 1.0 sack and a forced fumble...PLAYOFFS: GP/GS...3/0...8/4 vs. SJS: Saw action at DE...8/10 vs. SPO: Saw action at DE...8/17 at PHI: Saw action at DE...Recorded 1.5 tackles.

2012 ARIZONA RATTLETS HIGHLIGHTS: GP/GS – 3/0...3/10 at SJS: Injured Reserve...3/17 vs. MKE: Injured Reserve...3/29 at KCC: Injured Reserve...4/6 vs. SPO: Injured Reserve...4/14 at IOW: Injured Reserve...4/22 vs. SAT: Injured Reserve...4/29 at GEO: Injured Reserve...5/5 vs. SJS: Injured Reserve...5/12 vs. CHI: Injured Reserve...5/19 at UTA: Injured Reserve...5/26 at NOV: Injured Reserve...5/30: Activated from Injured Reserve...6/2 vs. PIT: Saw action at DE...Recorded 1.0 tackle, 0.5 tackle for loss and 0.5 sack...6/9 vs. IOW: Saw action at DE...Tallied 1.0 tackle...6/22 at MKE: Inactive...6/29 at SPO: Inactive...7/6 vs. UTA: Inactive...7/13 at SAT: Inactive...7/21 vs. KCC: Saw action at DE...Recorded .5 tackle...PLAYOFFS: GP/GS – 0/0...7/28 vs. SJS: Inactive...8/4 vs. UTA: Inactive...8/10 vs. PHI: Inactive.

COLLEGE INFORMATION: Played two seasons at North Alabama...A two-sport athlete and was a four-year starter on the North Alabama basketball team...2010 (Senior): Appeared in 13 games for the Lions...Recorded 46.0 tackles, 6.0 tackles for loss, 2.0 sacks, two pass breakups, a forced fumble and a blocked kick...2007 (Junior): A second team All-Gulf South Conference selection...Tallied 33.0 tackles, 8.0 tackles for loss, 3.5 sacks and two fumble recoveries...SOUTHWEST MISSISSIPPI COMMUNITY COLLEGE: An All-Conference selection and was the Most Valuable Defensive Player in the All-Star game...2006 (Sophomore): Recorded 48.0 tackles and 9.0 sacks...2005 (Freshman): Tallied 38.0 tackles, 8.0 tackles for loss and 4.0 sacks.

PERSONAL INFORMATION: Born June 7, 1985...Prepped at Independence H.S. (Independence, LA)...Helped lead his team to two District Championships...Earned All-State and Academic All-State honors as a senior...Member of the National Honor Society.

CAREER AFL STATISTICS

DEFENSE

| SEASON | TEAM | UT | A | TT | TFL-YDS | SACK-YDS | INT-YDS | PBU | FF | FR-YDS | TD | QH | BLK | G-S |
|----------------------|------|-----------|-----------|-------------|----------------|---------------|------------|----------|----------|------------|----------|----------|----------|--------------|
| 2012 | ARI | 2 | 2 | 3.0 | 0-5-7 | 0-5-7 | 0-0 | 0 | 0 | 0-0 | 0 | 0 | 0 | 3-0 |
| 2013 | ARI | 20 | 10 | 25.0 | 5-5-44 | 4-0-21 | 1-0 | 2 | 1 | 0-0 | 0 | 0 | 0 | 12-5 |
| 2014 | POR | 13 | 8 | 17.0 | 3-5-21 | 2-5-20 | 0-0 | 1 | 0 | 0-0 | 0 | 2 | 2 | 13-12 |
| 2015 | LAK | 15 | 17 | 23.5 | 3-5-15 | 1-5-9 | 0-0 | 4 | 0 | 0-0 | 0 | 3 | 0 | 18-16 |
| 2016 | JAX | 4 | 4 | 6.0 | 0-0 | 0-0 | 0-0 | 1 | 0 | 0-0 | 0 | 0 | 0 | 5-2 |
| Career Totals | | 54 | 41 | 74.5 | 13.0-87 | 8.5-57 | 1-0 | 8 | 1 | 0-0 | 0 | 5 | 2 | 51-35 |
| Season High | | 20 | 17 | 25.0 | 5-5-44 | 4-0-21 | 1-0 | 4 | 1 | 0-0 | 0 | 3 | 2 | 18-16 |

DEFENSE (POSTSEASON)

| SEASON | TEAM | UT | A | TT | TFL-YDS | SACK-YDS | INT-YDS | PBU | FF | FR-YDS | TD | QH | BLK | G-S |
|----------------------|------|----------|----------|------------|------------|------------|------------|----------|----------|------------|----------|----------|----------|------------|
| 2013 | ARI | 1 | 1 | 1.5 | 0-0 | 0-0 | 0-0 | 0 | 0 | 0-0 | 0 | 0 | 0 | 3-0 |
| 2014 | POR | 2 | 0 | 2.0 | 0-0 | 0-0 | 0-0 | 0 | 0 | 0-0 | 0 | 0 | 0 | 1-1 |
| Career Totals | | 3 | 1 | 3.5 | 0-0 | 0-0 | 0-0 | 0 | 0 | 0-0 | 0 | 0 | 0 | 4-1 |
| Season High | | 2 | 1 | 2.0 | 0-0 | 0-0 | 0-0 | 0 | 0 | 0-0 | 0 | 0 | 0 | 3-1 |



MICHAEL GERMAN

#08

POS: QB
Height: 6'3
Weight: 235
Date of Birth: 10/22/1991
Experience: R
Acquired: 1/26/17
College: Tennessee State
Hometown: Pompano Beach, FL

CAREER HIGHLIGHTS: Found by the Storm at the team's November 2016 tryout...Acquired by the Storm on January 26, 2017.

COLLEGE INFORMATION: Played at Tennessee State from 2011-14...2014 (Senior): Started in 10-of-10 games...Completed 216-of-397 passes for 2,846 yards and 22 touchdowns...Rushed 25 times for a yard and five touchdowns...2013 (Junior): Started in 4-of-7 games...Completed 84-of-140 passes for 1,168 yards and 13 touchdowns...Rushed 19 times for one touchdown...2012 (Sophomore): Started in 10-of-11 games...Completed 215-of-358 passes for 2,751 yards and 18 touchdowns...Rushed 46 times for 40 yards and two touchdowns...2011 (Freshman): Started in 8-of-10 games for the Tigers...Completed 140-of-250 passes for 1,899 yards and 12 touchdowns...Rushed 26 times for 71 yards and two touchdowns...2010: Redshirted the season.

PERSONAL INFORMATION: Born October 22, 1991...Prepped at Branche Ely H.S. (Pompano Beach, FL)...Named Broward County Player of the Year...Earned Second team 5A All-State and Co-MVP Broward-Dade All-Star game honors.



TYRONE GOARD

#42

POS: WR
Height: 6'4
Weight: 192
Date of Birth: 4/30/90
Experience: 3
Acquired: 2/15/17
College: Eastern Kentucky
Hometown: Charleston, WV

CAREER HIGHLIGHTS: Signed by the Cincinnati Bengals (NFL) as an undrafted rookie free agent in 2013...Spent time in the CFL with the Winnipeg Blue Bombers...Assigned to the Tampa Bay Storm on February 15, 2017.

2016 PORTLAND STEEL HIGHLIGHTS: GP/GS – 7/6...4/1 vs. ARI: Not on roster...4/9 at ORL: Not on roster...4/13: Assigned to the Steel...4/17 at PHI: Saw action at wide receiver...Caught six passes for 55 yards and a touchdown...4/30 at ARI: Started at WR...Led the team with seven catches for 49 yards and three touchdowns...5/9 at LAK: Started at WR...Caught six passes for 61 yards...5/16 at CLE: Started at WR...Caught 14 passes for 136 yards and three touchdowns...5/21 at JAX: Started at WR...Caught five passes for 33 yards...5/28 at LAK: Started at WR...Caught nine passes for 103 yards and four touchdowns...6/3 vs. TAM: Started at WR...Caught four passes for 17 yards and two touchdowns...6/8: Placed on injured reserve...6/11 at ARI: Injured reserve...6/18 vs. CLE: Injured reserve...6/27 vs. PHI: Injured reserve...7/9 vs. ORL: Injured reserve...7/16 vs. JAX: Injured reserve...7/23 at TAM: Injured reserve...8/1 vs. LAK: Injured reserve...PLAYOFFS: GP/GS – 0/0...8/6 at ARI: Injured reserve.

2015 PHILADELPHIA SOUL HIGHLIGHTS: GP/GS – 0/0...3/29 at ORL: OLEX...4/4 at SPO: OLEX...4/12 vs. JAX: OLEX...4/18 vs. CLE: OLEX...4/26 at NOV: OLEX...5/2 vs. POR: OLEX...5/8 vs. ORL: OLEX...5/16 at JAX: OLEX...5/18: Activated from OLEX...5/19: Placed on RTR...5/23 at TAM: RTR...5/30 vs. LVO: RTR...6/3: Activated from RTR...6/5: Traded to the LA KISS...LOS ANGELES KISS HIGHLIGHTS: 6/6: Placed on RTR...6/7 vs. POR: RTR...6/8: Activated from RTR...6/13 at SJS: Saw action at WR...Caught two passes for six yards and two touchdowns...6/20 vs. PHI: Saw action at WR...Caught a pass for 10 yards...6/27 vs. ARI: Saw action at WR...Caught a pass for 18 yards...7/12 vs. SPO: Saw action at WR...Caught five passes for 58 yards and a touchdown...7/18 vs. LVO: Saw action at WR...Caught four passes for 21 yards and a touchdown...7/26 at ARI: Saw action at WR...Caught four passes for 36 yards and three touchdowns...7/30: Placed on injured reserve...8/1 at TAM: Injured Reserve...8/8 vs. SJS: Injured Reserve...PLAYOFFS: GP/GS – 0/0...8/14 vs. CLE: Injured Reserve...8/23 vs. JAX: Injured Reserve.

2014 PITTSBURGH POWER HIGHLIGHTS: GP/GS – 8/3...3/15 vs. CLE: Saw action at WR...3/29 vs. SJS: Not on roster...4/4 at SAT: Not on roster...4/11 vs. NOV: Saw action at WR...Caught two passes for 15 yards and two touchdowns...4/19 at ARI: Inactive...4/26 at CLE: Inactive...5/3 vs. PHI: Started at WR...Caught six passes for 66 yards and a touchdown...5/9 at SPO: Started at WR...Caught four passes for 33 yards and three touchdowns...5/17 vs. LAK: Saw action at WR...Reeled in three passes for 27 yards and a touchdown...5/24 at ORL: Inactive...5/31 vs. CLE: Saw action at WR...Caught five passes for 80 yards and four touchdowns...6/7 vs. NOV: Started at WR...Caught seven passes for 76 yards and five touchdowns...6/14 at PHI: Saw action at WR...Reeled in two passes for nine yards and two touchdowns...6/20 vs. IOW: Inactive...6/26: Placed on Injured Reserve...6/28 at JAX: Injured Reserve...7/7 at NOV: Injured Reserve...7/19 at IOW: Injured Reserve...7/26 vs. PHI: Injured Reserve...7/31: Activated from Injured Reserve...PLAYOFFS: GP/GS – 1/0...8/3 at ORL: Saw action at WR...Caught four passes for 26 yards and two touchdowns.

OTHER PROFESSIONAL EXPERIENCE: Signed with the Cincinnati Bengals of the National Football League in 2013 as an undrafted rookie free agent...Spent time with the Winnipeg Blue Bombers of the Canadian Football League.

COLLEGE INFORMATION: Played collegiately at Eastern Kentucky University...2012 (Senior): Appeared in 10 games for the Colonels...Caught 41 passes for 900 yards and eight touchdowns...2011 (Junior): Started in 11-of-12 games...Earned All-OVC Second Team honors...Led the team with 39 catches for 627 yards and 11 touchdowns...2010 (Sophomore): Started in 6-of-11 games...Caught 20 passes for 315 yards and five touchdowns...2009 (Freshman): Appeared in three games...2008: Redshirted the season.

PERSONAL INFORMATION: Born April 30, 1989...Prepped at Capital High School (Charleston, WV)...Earned second team All-State honors...Reeled in 53 passes for 879 yards and nine touchdowns during his senior season...A two-sport athlete that also played basketball.

CAREER AFL STATISTICS

RECEIVING

| YEAR | TEAM | REC | YDS | AVG | TD | LG | YDS/G | G-S |
|----------------------|------|-----------|------------|-------------|-----------|-----------|-------------|--------------|
| 2014 | PIT | 29 | 306 | 10.6 | 18 | 39 | 38.3 | 8-3 |
| 2015 | LA | 17 | 149 | 8.8 | 7 | 29 | 24.8 | 6-6 |
| 2016 | POR | 51 | 454 | 8.9 | 13 | 32 | 64.9 | 7-6 |
| Career Totals | | 97 | 909 | 9.4 | 38 | * | 43.3 | 21-15 |
| Season Highs | | 51 | 454 | 10.6 | 18 | 39 | 64.9 | 8-3 |

RECEIVING (POSTSEASON)

| YEAR | TEAM | REC | YDS | AVG | TD | LG | YDS/G | G-S |
|----------------------|------|----------|-----------|------------|----------|-----------|-------------|------------|
| 2014 | PIT | 4 | 26 | 6.5 | 2 | 11 | 26.0 | 1-0 |
| Career Totals | | 4 | 26 | 6.5 | 2 | * | 26.0 | 1-0 |
| Season Highs | | 4 | 26 | 6.5 | 2 | 11 | 26.0 | 1-0 |



JOE HILLS

 #81

POS: WR
Height: 6'4
Weight: 220
Date of Birth: 10/2/1987
Experience: 5
Acquired: 1/9/2017
College: Tennessee State
Hometown: Palmetto, FL

CAREER HIGHLIGHTS: Signed with the Tennessee Titans (NFL) as an undrafted free agent on July 25, 2011 before his release in September...Began his AFL career with the Spokane Shock during the 2012 season...Spent time with the Jacksonville Sharks...A three-time All-Arena selection...Earned 2016 Under Armour Offensive Player of the Year and Cutters Receiver of the Year honors...Assigned to the Storm on January 9, 2017.

2016 JACKSONVILLE SHARKS HIGHLIGHTS: GP/GS – 16/16...Earned 2016 Under Armour Offensive Player of the Year, Cutters Receiver of the Year and All-Arena honors...4/2 at LAK: Started at WR... Caught nine passes for 151 yards and two touchdowns...4/11 at PHI: Started at WR...Caught nine passes for 14 yards and four touchdowns...4/18 vs. ORL: Started at WR...Led the game with 11 receptions for 124 yards and three touchdowns...4/23 vs. ARI: Started at WR...Caught 10 passes for 97 yards and four touchdowns...5/1 at TAM: Started at WR...Caught seven passes for 135 yards and a touchdown...5/7 at CLE: Started at WR...Caught 14 passes for 131 yards and four touchdowns...5/21 vs. POR: Started at WR...Caught eight passes for 114 yards and four touchdowns...5/27 at ORL: Started at WR...Led all receivers with 15 catches for 173 yards and eight touchdowns...6/4 vs. PHI: Started at WR...Caught 10 passes for 163 yards and two touchdowns...6/11 at TAM: Started at WR...Caught seven passes for 68 yards and four touchdowns...6/18 vs. ORL: Started at WR...Caught 10 passes for 126 yards and two touchdowns...6/25 vs. CLE: Started at WR...Caught 14 passes for 157 yards and five touchdowns...7/9 at ARI: Started at WR... Caught 11 passes for 170 yards and five touchdowns...7/16 at POR: Started at WR...Caught eight passes for 96 yards and three touchdowns...7/23 vs. LAK: Started at WR...Caught eight passes for 69 yards and three touchdowns...7/30 vs. TAM: Started at WR...Caught seven passes for 92 yards and four touchdowns...PLAYOFFS: GP/GS – 2/2...8/6 at ORL: Started at WR...Caught 11 passes for 127 yards and two touchdowns...8/14 at PHI: Started at WR... Caught 13 passes for 142 yards and five touchdowns.

2015 JACKSONVILLE SHARKS HIGHLIGHTS: GP/GS – 18/18... 3/28 at NOV: Started at WR...Caught 11 passes for 90 yards and five touchdowns...4/3 vs. ORL: Started at WR...Caught four passes for 40 yards and a touchdown...4/12 at PHI: Started at WR...Caught 10 passes for 79 yards and three touchdowns...4/17 vs. SJS: Started at WR...Led all receivers with 14 receptions for 155 yards and a touchdown...4/24 vs. LVO: Started at WR...Caught 12 passes 113 yards and three touchdowns...5/2 at TAM: Started at WR...Caught two passes for 17 yards and a touchdown...5/9 at CLE: Started at WR...Caught 10 passes for 92 yards and a touchdown...5/16 vs. PHI: Started at WR...Caught nine passes for 96 yards and two touchdowns...5/23 at NOV: Started at WR...Caught nine passes for 102 yards and two touchdowns...5/31 at LAK: Started at WR...Caught seven passes for 59 yards and a touchdown...6/6 vs. ORL: Started at WR...Caught seven passes for 60 yards and two touchdowns...6/12 at TAM: Started at WR...Caught nine passes for 126 yards and six touchdowns...6/27 vs. CLE: Started at WR...Caught five passes for 32 yards and a touchdown...7/11 at POR: Started at WR...Caught 10 passes for 112 yards and two touchdowns...7/18 vs. PHI: Started at WR...Caught six passes for 115 yards and three touchdowns...7/25 vs. TAM: Started at WR...Caught four passes for 36 yards and two touchdowns...8/1 at ORL: Started at WR...Caught 13 passes for 176 yards and five touchdowns...8/8 vs. NOV: Started at WR...Caught eight passes for 97 yards and a touchdown...PLAYOFFS: GP/GS – 3/3...8/15 at ORL: Started at WR...Caught 10 passes for 88 yards and four touchdowns...8/23 at PHI: Started at WR...Caught five passes for 55 yards and five touchdowns...8/29 vs. SJS: Started at WR... Caught nine passes for 133 yards and four touchdowns.

2014 TAMPA BAY STORM HIGHLIGHTS: GP/GS – 14/13...Made his 2014 Storm debut 4/11 at Jacksonville...Has caught a touchdown in 34 consecutive games played...Leads the team with 35 receiving touchdowns...Third in the league in points per game (16.5) and sixth in scoring TDs with 35...3/14 vs. NOV: Not on roster...3/21 at SAT: Not on roster...3/29 vs. ORL: Not on roster...4/2: Assigned to the Storm...4/4 vs. PHI: Not on roster...4/11 at JAX: Started at wide receiver... Caught four passes for 52 yards and a touchdown...4/19 at ORL: Started at WR...Caught five passes for 85 yards and two touchdowns...4/26 vs. SPO: Started at WR...Caught five passes for 45 yards and a touchdown...5/2 vs. PDX: Started at WR... Caught seven passes for 104 yards and five touchdowns...5/17 at PHI: Started at WR...Caught eight passes for 103 yards and three touchdowns...5/24 vs. JAX: Started at WR...Caught seven passes for 81 yards and two touchdowns...5/30 at NOV: Started at WR...Caught nine passes for 118 yards and four touchdowns...6/7 vs. PHI: Started at WR...Led all receivers with four touchdowns...Caught six passes for 67 yards...6/14 at IOW: Started at WR...Caught six passes for 77 yards and three touchdowns...6/21 vs. ORL: Started at WR...Caught 10 passes for 81 yards and a touchdown...6/27 at CLE: Started at WR...Caught 11 passes for 122 yards and three touchdowns...7/11 at SJS: Started at WR...Caught seven passes for 81 yards and three touchdowns...7/21 at SPO: Started at WR...Caught seven passes for 124 yards and two touchdowns...7/26 vs. CLE: Started at WR...Caught 10 passes for 119 yards and three touchdowns.

2013 TAMPA BAY STORM HIGHLIGHTS: GP/GS – 16/16...Had a record breaking performance, 4/6 at UTA, catching 16 passes for 259 yards (the most in Storm history in a single-game)...Caught 16 passes, 4/6 at UTA, the second most receptions in a single-game in franchise history...Has scored a touchdown in 20 consecutive games dating back to the 2012 season...Caught the game-winning touchdown, 6/1 at IOW, with 0.3 seconds left in the game...Holds the Storm single-season record for most receiving touchdowns at 42, receiving yards 1,861, receptions 133, and points scored 262...3/23 vs. JAX: Started at WR...Caught four passes for 53 yards and two touchdowns...3/30 vs. CLE: Started at WR...Had 10 receptions for 155 yards and three touchdowns...4/6 at UTA: Started at WR...Caught 16 passes for 259 yards and five touchdowns...Had a kick return of two yards...4/12 vs. SAT: Started at WR...Caught four passes for 42 yards and two touchdowns...4/20 at ORL: Started at WR...Hauled in four passes for 83 yards and two touchdowns...4/27 at SPO: Started at WR...Caught 10 passes for 177 yards and five touchdowns...5/4 vs. NOV: Inactive...5/11 at SJS: Inactive...5/18 at PIT: Started at WR...Caught six passes for 79 yards and a touchdown...5/25 vs. PHI: Started at WR...Hauled in nine receptions with 131 yards and three touchdowns...6/1 at IOW: Started at WR...Had 8 receptions for 120 yards and three touchdowns...6/8 vs. ORL: Started at WR...Caught 11 passes for 103 yards and three touchdowns...6/15 at NOV: Started at WR...Caught 6 passes for 107 yards and a touchdown...6/22 vs. CHI: Started at WR... Caught eight passes for 140 yards and two touchdowns...7/6 vs. SPO: Started at WR...Reeled in 10 passes for 101 yards and four touchdowns...7/13 at SAT: Started at WR...Caught 9 passes for 126 yards and three touchdowns...7/20 vs. PIT: Started at WR...Had seven receptions for 49 yards and two touchdowns...7/27 at JAX: Started at WR...Caught 11 passes for 144 yards and a touchdown...PLAYOFFS: 8/3 at JAX: Started at WR...Hauled in seven receptions for 95 yards and three touchdowns.

2012 TAMPA BAY STORM HIGHLIGHTS: Highlights: GP/GS – 5/3 with Tampa Bay, appeared in three games with Spokane Shock earlier in season... Made his Storm debut 6/15 at Orlando...Had a huge game 7/7 at PIT, catching 13 passes for 160 yards and four touchdowns... 7/14 vs. NOV caught 6 passes for 139 yards and four touchdowns... Caught passes for 100+ yards and 3+ touchdowns in three consecutive games... 7/21 at SPO had 215 receiving yards, the second highest total this season by a Storm receiver, fourth highest total in the league this season, and the most by a rookie in franchise history... Appeared in three games for the Shock where he hauled in 24 passes for 134 yards and one touchdown...Also recorded a tackle, and recovered a forced fumble for five yards... 3/10 at CHI: Not on roster...3/16: Not on roster...3/16 vs. GEO: Not on roster...3/30 vs. JAX: Not on roster...4/6 at NOV: Not on roster...4/13 vs. CLE: Not on roster...4/20 at PHI: Not on roster...4/30 vs. KCC: Not on roster...5/5 vs. ORL: Not on roster...5/12 at GEO: Not on roster...5/19 at CLE: Not on roster...5/26 vs. MKE: Not on roster...6/2 at JAX: Not on roster...6/15 at ORL: Saw time at WR, caught five passes for 50 yards...6/23 vs. SAT: Inactive...6/29 vs. PHI: Saw time at WR, caught seven passes for 84 yards and two touchdowns...7/7 at PIT: Started at WR, caught 13 passes for 160 yards and four touchdowns... Had one kick return for 10 yards...Recorded a tackle...7/14 vs. NOV: Started at WR, caught six passes for 139 yards and four touchdowns, also recorded 1.5 tackles...7/21 at SPO: Started at WR, caught eight passes for 215 yards and three touchdowns.

OTHER PROFESSIONAL EXPERIENCE: Entered training camp with Tennessee Titans in 2011 and was waived injured in September.


COLLEGE INFORMATION: Played two seasons with the Tennessee State Tigers... 2010: Played in all 11 games at wide receiver...Led the team in receptions with 40 for 462 yards and four touchdowns... Caught a 43 yard pass, his longest reception of the season, in his final game as a Tiger...2009: Started in 9-of-11 games...Led the team in receptions for 39 for 528 yards and three touchdowns...Racked up 538 all-purpose yards, and recorded two tackles...University of South Carolina: Played two seasons with the Gamecocks... 2008: Played in 11 games, hauling in 11 passes for 87 yards and a touchdown...His longest reception of the season was a catch for 24 yards at the University of Kentucky... 2007: Played in one game against Mississippi State.

PERSONAL INFORMATION: A Florida native, Hills prepped at Palmetto High School (Palmetto, FL)...A two sport athlete having played both football and basketball...Palmetto's second leading basketball scorer with 1,900 points.

CAREER AFL STATISTICS

| RECEIVING | | | | | | | | |
|----------------------|------|------------|--------------|-------------|------------|-----------|--------------|--------------|
| YEAR | TEAM | REC | YDS | AVG | TD | LG | YDS/G | G-S |
| 2012 | SPO | 14 | 134 | 9.6 | 1 | 20 | 44.7 | 3-1 |
| 2012 | TAM | 39 | 648 | 16.6 | 13 | 45 | 129.6 | 5-3 |
| 2013 | TAM | 133 | 1,861 | 14.0 | 42 | 42 | 116.3 | 16-16 |
| 2014 | TAM | 100 | 1,252 | 12.5 | 38 | 39 | 89.4 | 14-13 |
| 2015 | JAX | 150 | 1,597 | 10.6 | 42 | 45 | 88.7 | 18-18 |
| 2016 | JAX | 161 | 2,020 | 12.5 | 58 | 48 | 126.2 | 16-16 |
| Career Totals | | 597 | 7,512 | 12.6 | 194 | * | 104.3 | 72-67 |
| Season Highs | | 161 | 2,020 | 14.0 | 58 | 48 | 126.2 | 18-18 |

| RECEIVING (POSTSEASON) | | | | | | | | |
|------------------------|------|-----------|------------|-------------|-----------|-----------|--------------|------------|
| YEAR | TEAM | REC | YDS | AVG | TD | LG | YDS/G | G-S |
| 2013 | TAM | 7 | 95 | 13.6 | 3 | 43 | 95.0 | 1-1 |
| 2015 | JAX | 24 | 276 | 11.5 | 13 | 32 | 92.0 | 3-3 |
| 2016 | JAX | 24 | 269 | 11.2 | 7 | 22 | 134.5 | 2-2 |
| Career Totals | | 55 | 640 | 11.6 | 23 | * | 106.7 | 6-6 |
| Season Highs | | 24 | 276 | 13.6 | 13 | 43 | 134.5 | 3-3 |



JUSTIN HILTON

#15

POS: WR **Experience:** 1
Height: 6'1 **Acquired:** 7/11/2013
Weight: 195 **College:** Indiana State
Date of Birth: 12/8/88 **Hometown:** Kissimmee, FL

CAREER HIGHLIGHTS: Signed by the Cincinnati Bengals (NFL) as an undrafted rookie free agent... Assigned to the Tampa Bay Storm on July 11, 2013.

2015 ORLANDO PREDATORS HIGHLIGHTS: GP/GS – 2/2...3/29 vs. PHI: Started at WR...Caught five passes for 67 yards and two touchdowns...4/3 at JAX: Started at WR...Caught three passes for 32 yards...4/11 at NOV: Not on roster...4/18 vs. LAK: Not on roster...4/25 at SPD: Not on roster...5/2 vs. CLE: Not on roster...5/8 at PHI: Not on roster...5/16 vs. TAM: Not on roster...5/23 vs. POR: Not on roster...5/29 at CLE: Not on roster...6/6 at JAX: Not on roster...6/13 at PHI: Not on roster...6/20 at ARI: Not on roster...6/27 vs. NOV: Not on roster...7/11 at TAM: Not on roster...7/18 at CLE: Not on roster...8/1 vs. JAX: Not on roster...8/8 vs. TAM: Not on roster...PLAYOFFS: GP/GS – 0/0...8/15 vs. JAX: Not on roster.

Not on roster...6/27 vs. NOV: Not on roster...7/11 at TAM: Not on roster...7/18 at CLE: Not on roster...8/1 vs. JAX: Not on roster...8/8 vs. TAM: Not on roster...PLAYOFFS: GP/GS – 0/0...8/15 vs. JAX: Not on roster.

2014 Tampa Bay Storm Highlights: **GP/GS – 5/5... 3/14 vs. NOV: STARTED AT WR...CAUGHT NINE PASSES FOR 147 YARDS AND FOUR TOUCHDOWNS...3/21 AT SAT:** Started at WR...Caught seven passes for 95 yards and two touchdowns...3/29 vs. ORL: Started at WR...Caught five passes for 86 yards and a touchdown...4/4 vs. PHI: Started at WR...Caught six passes for 59 yards and two touchdowns...4/11 at JAX: Caught 11 passes for 113 yards and two touchdowns...4/19 at ORL: Not on roster...4/26 at SPD: Not on roster...5/3 vs. PDX: Not on roster...5/17 at PHI: Not on roster...5/24 vs. JAX: Not on roster...5/30 at NOV: Not on roster...6/7 vs. PHI: Not on roster...6/14 at IOW: Not on roster...6/21 vs. ORL: Not on roster...6/27 at CLE: Not on roster...7/11 at SJS: Not on roster...7/21 at SPD: Not on roster...7/26 vs. CLE: Not on roster.

2013 TAMPA BAY STORM HIGHLIGHTS: GP/GS – 3/3...3 /23 vs. JAX: Not on roster...3/30 vs CLE: Not on roster...4/6 at UTA: Not on roster...4/12 vs. SAT: Not on roster...4/20 at ORL: Not on roster...4/27 at SPD: Not on roster...5/4 vs NOV: Not on roster...5/10 at SJS: Not on roster...5/18 at PIT: Not on roster...5/25 vs PHI: Not on roster...6/1 at IOW: Not on roster...6/8 vs. ORL: Not on roster...6/15 at NOV: Not on roster...6/22 vs. CHI: Not on roster...7/6 vs. SPO: Not on roster...7/11: Acquired by the Storm...7/13 at SAT: Started action at WR...Caught three passes for 60 yards and a touchdown...7/18: Placed on OLEX...7/20 vs. PIT: OLEX...7/25: Activated from OLEX...7/27 at JAX: Saw time at wide receiver...Caught two passes for 35 yards and a touchdown...7/30: Placed on other league exempt...PLAYOFFS: 8/3 at JAX: OLEX.

OTHER PROFESSIONAL EXPERIENCE: Spent time with the Tennessee Titans (NFL) and Hamilton Tiger-Cats (CFL).

COLLEGE INFORMATION: Began his collegiate career at Butte Community College (Oroville, CA) before transferring to Indiana State...INDIANA STATE: 2011 (Senior): Played in 11 games for the Sycamores...Had 32 receptions for 540 yards and four touchdowns...2010 (Junior): Started 11 games at wide receiver...Reeled in 40 passes for 684 yards and seven touchdowns...Earned All-Missouri Valley Football Conference honors and was named to the MVFC All-Newcomer Team...BUTTE C.C.: Caught 25 passes for 620 yards and eight touchdowns...Named Butte College's Wide Receiver of the Year in 2008 and helped lead the team to a National Junior College Championship.

PERSONAL INFORMATION: Born December 8, 1988...Prepped at Harmony High School (Harmony, FL)...Was a an all-county and all-Central Florida selection his junior and senior years...A three sport athlete having lettered in football, track and basketball.

TRANSACTIONS:

- 8/26/2013: Released by the Tennessee Titans
- 7/31/2013: Signed by the Tennessee Titans
- 7/25/2013: Released by the Hamilton Tiger-Cats
- 7/19/2013: Signed by the Hamilton Tiger-Cats
- 7/11/2013: Assigned to the Storm
- 6/23/2013: Released by the Hamilton Tiger-Cats
- 5/22/2013: Signed by the Hamilton Tiger-Cats
- 5/2/2013: Released by the Cincinnati Bengals
- 1/1/2013: Signed to the Cincinnati Bengals practice squad
- 8/20/2012: Released by the Cincinnati Bengals
- 5/2/2012: Signed by the Cincinnati Bengals as an undrafted rookie free agent

CAREER AFL STATISTICS

| RECEIVING YEAR | TEAM | REC | YDS | AVG | TD | LG | YDS/G | G-S |
|----------------------|------|-----------|------------|-------------|-----------|-----------|--------------|--------------|
| 2013 | TAM | 5 | 95 | 19.0 | 2 | 45 | 47.5 | 3-3 |
| 2014 | TAM | 38 | 500 | 13.2 | 11 | 45 | 100.0 | 5-5 |
| 2015 | ORL | 8 | 99 | 12.4 | 2 | 25 | 49.5 | 2-2 |
| Career Totals | | 51 | 694 | 13.6 | 15 | * | 69.4 | 10-10 |
| Season Highs | | 38 | 500 | 19.0 | 11 | 45 | 100.0 | 5-5 |



RANDY HIPPEARD

#12

POS: QB **Experience:** 4
Height: 6'3 **Acquired:** 4/18/2013
Weight: 205 **College:** UVA - Wise
Date of Birth: 12/6/1985 **Hometown:** Stafford, VA

CAREER HIGHLIGHTS: Assigned to the Storm on April 18, 2013...Spent two seasons (2015-16) with the Orlando Predators...Re-acquired by the Storm on October 13, 2016.

2016 ORLANDO PREDATORS HIGHLIGHTS: GP/GS – 12/11...4/1 at TAM: Started at QB...Completed 20-of-30 passes for 241 yards and six touchdowns...4/9 vs. POR: Started at QB...Completed 14-of-28 passes for 228 yards and six touchdowns...Rushed six times for nine yards and two touchdowns...4/18 at JAX: Started at QB...Completed 26-of-37 passes for 296 yards and four touchdowns...Rushed six times for 12 yards and two touchdowns...4/23 vs. LAK: Started at QB...Completed 22-of-32 passes for 273 yards and five touchdowns...Rushed once for a yard...4/29 at CLE: Started at QB...Completed 22-of-34 passes for seven touchdowns...5/7 vs. ARI: Started at QB...Completed 22-of-30 passes for 340 yards and nine touchdowns...Rushed once for a yard...5/13 vs. TAM: Started at QB...Completed 16-of-26 passes for 220 yards and five touchdowns...Rushed four times for 18 yards...5/21 at PHI: Started at QB...Completed 27-of-42 passes for 277 yards and eight touchdowns...Rushed twice for 12 yards...5/27 vs. JAX: Started at QB...Completed 26-of-37 passes for 274 yards and seven touchdowns...Rushed once for a loss of a yard...6/5 at LAK: Did not see any action...6/11 vs. CLE: Started at QB...Completed 23-of-34 passes for 316 yards and four touchdowns...Rushed seven times for 22 yards and two touchdowns...6/18 at JAX: Started at QB...Completed 18-of-30 passes for 180 yards and four touchdowns...Rushed three times for three yards...6/23: Placed on injured reserve...6/24 vs. TAM: Injured reserve...7/9 at POR: Injured reserve...7/18 at ARI: Injured reserve...7/30 vs. PHI: Injured reserve...PLAYOFFS: GP/GS – 0/0...8/6 vs JAX: Injured reserve.

Rushed five times for four yards and a touchdown...5/7 vs. ARI: Started at QB...Completed 22-of-30 passes for 340 yards and nine touchdowns...Rushed once for a yard...5/13 vs. TAM: Started at QB...Completed 16-of-26 passes for 220 yards and five touchdowns...Rushed four times for 18 yards...5/21 at PHI: Started at QB...Completed 27-of-42 passes for 277 yards and eight touchdowns...Rushed twice for 12 yards...5/27 vs. JAX: Started at QB...Completed 26-of-37 passes for 274 yards and seven touchdowns...Rushed once for a loss of a yard...6/5 at LAK: Did not see any action...6/11 vs. CLE: Started at QB...Completed 23-of-34 passes for 316 yards and four touchdowns...Rushed seven times for 22 yards and two touchdowns...6/18 at JAX: Started at QB...Completed 18-of-30 passes for 180 yards and four touchdowns...Rushed three times for three yards...6/23: Placed on injured reserve...6/24 vs. TAM: Injured reserve...7/9 at POR: Injured reserve...7/18 at ARI: Injured reserve...7/30 vs. PHI: Injured reserve...PLAYOFFS: GP/GS – 0/0...8/6 vs JAX: Injured reserve.

2015 ORLANDO PREDATORS HIGHLIGHTS: GP/GS – 11/11...3/29 vs. PHI: Started at QB...Completed 20-of-25 passes for 233 yards and eight touchdowns...Rushed once for a yard and a touchdown...4/3 at JAX: Started at QB...Completed 17-of-31 passes for 214 yards and a touchdown...Rushed twice for two yards and a touchdown...4/11 at NOV: Started at QB...Completed 19-of-28 passes for 236 yards and four touchdowns...Rushed twice for 12 yards...4/18 vs. LAK: Started at QB...Completed 26-of-29 passes for 339 yards and six touchdowns...4/25 at SPD: Started at QB...Completed 31-of-37 passes for 397 yards and six touchdowns...Rushed twice for 11 yards...5/2 vs. CLE: Started at QB...Completed 17-of-36 passes for 350 yards and seven touchdowns...Rushed twice for three yards...5/8 at PHI: Inactive...5/14: Placed on injured reserve...5/16 vs. TAM: Injured reserve...5/23 vs. POR: Injured reserve...5/29 at CLE: Injured reserve...6/6 at JAX: Injured reserve...6/13 at PHI: Injured reserve...6/20 at ARI: Injured reserve...6/26: Activated from injured reserve...6/27 vs. NOV: Started at QB...Completed 25-of-31 passes for 285 yards and eight touchdowns...Rushed once for a yard...7/11 at TAM: Started at QB...Completed 24-of-33 passes for 346 yards and seven touchdowns...Rushed once for 13 yards...7/18 at CLE: Started at QB...Completed 19-of-32 passes for 202 yards and six touchdowns...Rushed three times for five yards...8/1 vs. JAX: Started at QB...Completed 16-of-21 passes for 140 yards and two touchdowns...Rushed three times for two yards...8/8 vs. TAM: Started at QB...Completed 23-of-29 passes for 255 yards and six touchdowns...Rushed once for two yards...PLAYOFFS: GP/GS – 1/1...8/15 vs. JAX: Started at QB...Completed 25-of-46 passes for 287 yards and five touchdowns.

2014 TAMPA BAY STORM HIGHLIGHTS: GP/GS – 17/17...Earned the first win of his career 3/14 vs. New Orleans...Has thrown for seven touchdowns in three consecutive games (3/21 at SAT, 3/29 vs. ORL, and 4/4 vs. PHI)...Rushed five times for a career high 33 yards and three touchdowns versus IOW (6/14)...3/14 vs. NOV: Started at QB...Completed 18-of-27 passes for 288 yards, six touchdowns and two interceptions...Rushed four times for eight yards...3/21 at SAT: Started at QB...Converted 21-of-38 passes for 265 yards, seven touchdowns, and four interceptions...3/29 vs. ORL: Started at QB...Completed 17-of-32 passes for 288 yards and seven touchdowns...4/4 vs. PHI: Started at QB...Completed 22-of-35 passes for 276 yards and seven touchdowns...4/11 at JAX: Started at QB...Completed 21-of-37 passes for 239 yards and four touchdowns...4/19 at ORL: Started at QB...Completed 31-of-43 passes for 380 yards and nine touchdowns...Rushed four times for two yards and a touchdown...4/26 vs. SPO: Started at QB...Completed 25-of-42 passes for 302 yards and four touchdowns...5/3 vs. PDX: Started at QB...Completed 14-of-36 passes for 185 yards and four touchdowns...5/17 at PHI: Injured reserve...5/24 vs. JAX: Started at QB...Completed 21-of-29 passes for 255 yards and six touchdowns...Rushed twice for 11 yards...5/30 at NOV: Started at QB...Completed 18-of-35 passes for 212 yards, five touchdowns and no interceptions...Rushed four times for 15 yards and two touchdowns...6/7 vs. PHI: Started at QB...Completed 14-of-26 passes for 217 yards and seven touchdowns...Ran in a 2 pt. conversion...6/14 at IOW: Started at QB...Completed 24-of-34 passes for 289 yards and six touchdowns...Rushed five times for 33 yards and three touchdowns...6/21 vs. ORL: Started at QB...Completed 25-of-38 passes for 220 yards and two touchdowns...Rushed nine times for 20 yards and three touchdowns...6/27 at CLE: Started at QB...Completed 21-of-34 passes for 252 yards and five touchdowns...Rushed three times for 10 yards and a touchdown...7/11 at SJS: Started at QB...Completed 18-of-31 passes for 234 yards and six touchdowns...Rushed once for a yard...7/21 at SPD: Started at QB...Completed 20-of-41 passes for 256 yards and four touchdowns...Rushed six times for 14 yards and two touchdowns...7/26 vs. CLE: Started at QB...Completed 20-of-38 passes for 248 yards and four touchdowns.

2013 TAMPA BAY STORM HIGHLIGHTS: GP/GS – 15/4...Threw his first career AFL touchdown versus San Jose, 5/10...Made his first career start, 6/22 vs. Chicago...Was the third QB in Storm history to throw for 300+ yards in a starting debut with 315...3/23 vs. JAX: Not on roster...3/30 vs. CLE: Not on roster...4/6 at UTA: Not on roster...4/12 vs. SAT: Not on roster...4/18: Assigned to the Storm...4/20 at ORL: Did not see any action...4/27 at SPD: Did not see any action...5/4 vs. NOV: Saw action at QB...Rushed twice for two yards...5/10 at SJS: Saw action at QB...Completed 6-of-11 passes for 67 yards and a touchdown...5/18 at PIT: Saw action at QB...Completed 2-of-4 passes for 36 yards and a touchdown...5/25 vs. PHI: Did not see any action...6/1 at IOW: Did not see any action...6/8 vs. ORL: Did not see any action...6/15 at NOV: Saw action at QB...Completed 13-of-18 passes for 195 yards and two touchdowns...Rushed three times for four yards and two touchdowns...6/22 vs. CHI: Started at QB...Completed 25-of-38 passes for 315 yards and six touchdowns...Rushed once for a yard and a touchdown...7/6 vs. SPO: Started at QB...Completed 23-of-37 passing attempts for 249 yards, six touchdowns and no interceptions...Rushed once for a yard and a touchdown...7/13 at SAT: Started at QB...Completed 17-of-33 passes for 246 yards, four touchdowns and three interceptions...7/20 vs. PIT: Started at QB...Completed 25-of-45 passes for 202 yards, four touchdowns and an interception...7/27 at JAX: Did not record any stats...PLAYOFFS: 8/3 at JAX: Did not record any stats.



RANDY HIPPEARD STATS CONTINUED

OTHER PROFESSIONAL EXPERIENCE: Spent time with the Winterthur Warriors (Switzerland), Columbus Lions (PIFL) and the Knoxville Nighthawks (PIFL).

COLLEGE INFORMATION: Played at the University of Virginia - Wise from 2005-2008...Appeared in 41 games for the Cavaliers...A two-time All Mid-South Conference selection, and named the Mid-South Conference Player of The Year as a senior...2008 (Senior): Played in 11 games...Completed 217-of-354 passes for 3,637 yards, 38 touchdowns, and nine interceptions...Rushed 57 times for 102 yards and three touchdowns...2007 (Junior): Played in 11 games...Completed 226-of-359 passes for 3,455 yards, 37 touchdowns, and nine interceptions...Rushed 26 times for 56 yards and two touchdowns...2006 (Sophomore): Played in 11 games...Completed 211-of-361 passes for 3,100 yards, 25 touchdowns and 11 interceptions...Gained 10 yards and two touchdowns on the ground on 18 rushing attempts...2005 (Freshman): Appeared in eight games...Completed 102-of-199 passes for 1,448 yards, 11 touchdowns and six interceptions...Gained one yard and a touchdown on 17 rush attempts.

PERSONAL INFORMATION: Born December 6, 1985...Prepped at Colonial Forge H.S. (Stafford, VA)...Helped lead the Eagles to a district title... Received All-district, All-region, and All-state honors.

CAREER AFL STATISTICS

PASSING STATISTICS

| SEASON | TEAM | RATING | CMP | ATT | INT | PCT | YDS | TD | AVG/G | GP-GS |
|----------------------|------|---------------|------------|-------------|-----------|-------------|--------------|------------|--------------|--------------|
| 2013 | TAM | 104.46 | 111 | 186 | 4 | 59.7 | 1310 | 24 | 131.0 | 15-4 |
| 2014 | TAM | 105.45 | 350 | 596 | 22 | 58.7 | 4406 | 93 | 259.2 | 17-17 |
| 2015 | ORL | 133.75 | 247 | 332 | 6 | 74.4 | 2997 | 61 | 272.5 | 11-11 |
| 2016 | ORL | 121.40 | 236 | 360 | 8 | 65.6 | 2967 | 65 | 247.2 | 12-11 |
| Career Totals | | 116.75 | 944 | 1474 | 40 | 64.0 | 11680 | 243 | 212.4 | 55-43 |
| Game Highs | | 154.96 | 31 | 43 | 4 | 89.7 | 397 | 9 | 397.0 | * |
| Season Highs | | 133.75 | 350 | 596 | 22 | 74.4 | 4406 | 93 | 272.5 | 17-17 |

PASSING STATISTICS (POSTSEASON)

| SEASON | TEAM | RATING | CMP | ATT | INT | PCT | YDS | TD | AVG/G | GP-GS |
|----------------------|------|--------------|-----------|-----------|----------|-------------|------------|----------|--------------|------------|
| 2013 | TAM | 0.0 | 0 | 0 | 0 | 0.0 | 0 | 0 | 0.0 | 1-0 |
| 2015 | ORL | 82.43 | 25 | 46 | 2 | 54.3 | 287 | 5 | 287.0 | 1-1 |
| Career Totals | | 82.43 | 25 | 46 | 2 | 54.3 | 287 | 5 | 143.5 | 2-1 |
| Game Highs | | 82.43 | 25 | 46 | 2 | 54.3 | 287 | 5 | 287.0 | * |
| Season Highs | | 82.43 | 25 | 46 | 2 | 54.3 | 287 | 5 | 287.0 | 1-1 |

RUSHING (REGULAR SEASON)

| YEAR | TEAM | ATT | YDS | AVG | TD | LG | YDS/G | G-S |
|----------------------|------|------------|------------|------------|-----------|-----------|------------|--------------|
| 2013 | TAM | 18 | 10 | 0.6 | 5 | 17 | 0.6 | 15-4 |
| 2014 | TAM | 47 | 126 | 2.7 | 16 | 13 | 7.4 | 17-17 |
| 2015 | ORL | 18 | 52 | 2.9 | 2 | 13 | 4.7 | 11-11 |
| 2016 | ORL | 36 | 81 | 2.2 | 7 | 15 | 6.8 | 12-11 |
| Career Totals | | 119 | 269 | 2.3 | 30 | * | 4.9 | 55-43 |
| Season Highs | | 47 | 126 | 2.9 | 16 | 17 | 7.4 | 17-17 |



ARTHUR HOBBS

#4

POS: DB

Height: 5'10

Weight: 193

Date of Birth: 11/18/89

Experience: 1

Acquired: 2/14/17

College: Nebraska-Kearney

Hometown: San Diego, CA

CAREER HIGHLIGHTS: Began his professional career in 2012 with the San Diego Chargers as an undrafted rookie free agent...Began his AFL career with the Orlando Predators in 2015...Spent time with the Hamilton Tiger-Cats (2013-14) and Calgary Stampeders (2015)...Acquired by the Storm on February 14, 2017.

2016 ORLANDO PREDATORS HIGHLIGHTS: GP/GS - 1/0...3/25...Placed on Injured Reserve...4/1 at TAM: Injured Reserve...4/9 vs. POR: Injured Reserve...4/18 at JAX: Injured Reserve...4/23 vs. LAK: Injured Reserve...4/29 at CLE: Injured Reserve...5/7 vs. ARI: Injured Reserve...5/10: Placed on Reassignment...5/13 vs. TAM: Not on roster...5/21 at PHI: Not on roster...5/25: Acquired by the Predators...5/27 vs. JAX: Inactive...6/3: Placed on Injured Reserve...6/5 at LAK: Injured Reserve...6/11 vs. CLE: Injured Reserve...6/18 at JAX: Injured Reserve...6/24 vs. TAM: Injured Reserve...6/28: Placed on Reassignment...7/7: Acquired by the Predators...7/9 at POR: Saw action at DB...Recorded 3.5 tackles and a forced fumble...7/17: Placed on Injured Reserve...7/18 at ARI: Injured Reserve...7/30 vs. PHI: Injured Reserve...PLAYOFFS: GP/GS - 0/0...8/6 vs. JAX: Injured Reserve.

Reserve...6/24 vs. TAM: Injured Reserve...6/28: Placed on Reassignment...7/7: Acquired by the Predators...7/9 at POR: Saw action at DB...Recorded 3.5 tackles and a forced fumble...7/17: Placed on Injured Reserve...7/18 at ARI: Injured Reserve...7/30 vs. PHI: Injured Reserve...PLAYOFFS: GP/GS - 0/0...8/6 vs. JAX: Injured Reserve.

2015 ORLANDO PREDATORS HIGHLIGHTS: GP/GS - 0/0...3/29 vs. PHI: OLEX...4/3 at JAX: OLEX...4/11 at NOV: OLEX...4/18 vs. LAK: OLEX...4/25 at SPO: OLEX...5/2 vs. CLE: OLEX...5/5: Activated from OLEX...5/8 at PHI: Not on roster...5/16 vs. TAM: Not on roster...5/23 vs. POR: Not on roster...5/29 at CLE: Not on roster...6/6 at JAX: Not on roster...6/13 at PHI: Not on roster...6/20 at ARI: Not on roster...6/27 vs. NOV: Not on roster...7/11 at TAM: Not on roster...7/18 at CLE: Not on roster...8/1 vs. JAX: Not on roster...8/8 vs. TAM: Not on roster...PLAYOFFS: GP/GS - 0/0...8/15 vs. JAX: Not on roster.

OTHER PROFESSIONAL EXPERIENCE: Spent time with the Cincinnati Bengals...Appeared in 101st Grey Cup with the Hamilton Tiger-Cats in 2013.

COLLEGE INFORMATION: Began his collegiate career at Grossmont College (CA) before transferring to Nebraska-Kearney...NEBRASKA-KEARNEY: 2011 (Senior): Appeared in 12 games...Recorded 54 tackles, 3.0 tackles for loss, six interceptions, 18 pass breakups and two fumble recoveries...2010 (Junior): Appeared in 11 games...Tallied 60 tackles...1.0 tackle for loss, two interceptions and 12 pass breakups...GROSSMONT COLLEGE: 2009 (Sophomore): Appeared in nine games...Tallied 18.0 tackles, 1.0 tackle for loss, five pass breakups.

PERSONAL INFORMATION: November 18, 1989.

CAREER AFL STATISTICS

DEFENSE (REGULAR SEASON)

| YEAR | TEAM | UT | A | TT | TFL-YDS | SACK-YDS | INT-YDS | PBU | FF | FR-YDS | TD | OH | BLK | G |
|----------------------|------|----------|----------|------------|------------|------------|------------|----------|----------|------------|----------|----------|----------|------------|
| 2016 | ORL | 3 | 1 | 3.5 | 0-0 | 0-0 | 0-0 | 0 | 1 | 0-0 | 0 | 0 | 0 | 1-0 |
| Career Totals | | 3 | 1 | 3.5 | 0-0 | 0-0 | 0-0 | 0 | 1 | 0-0 | 0 | 0 | 0 | 1-0 |
| Season Highs | | 3 | 1 | 3.5 | 0-0 | 0-0 | 0-0 | 0 | 1 | 0-0 | 0 | 0 | 0 | 1-0 |



KENDRICK INGS

#17

POS: WR **Experience:** 2
Height: 5'10 **Acquired:** 11/20/14
Weight: 180 **College:** Miller Grove High School (GA)
Date of Birth: 6/17/90 **Hometown:** Miami, FL

CAREER HIGHLIGHTS: Spent part of the 2014 season with the Dodge City Law (CPIFL)... Spent part of the 2015 National Football League season on the Detroit Lions practice squad... Assigned to the Tampa Bay Storm on November 20, 2014.

2016 HIGHLIGHTS: GP/GS – 5/5... 4/1 vs. ORL: Not on roster... 4/7: Reassigned... 4/9 at CLE: Not on roster... 4/16 at ARI: Not on roster... 5/1 vs. JAX: Not on roster... 5/9 at PHI: Not on roster... 5/13 at ORL: Not on roster... 5/23 vs. CLE: Not on roster... 5/29 vs. ARI: Not on roster... 6/3 at POR: Not on roster... 6/11 vs. JAX: Not on roster... 6/18 vs. LAK: Not on roster... 6/24 at ORL: Started at WR... Caught four passes for 41 yards... Had six kickoff returns for 107 yards... 7/11 at LAK: Started at WR... Caught five passes for 45 yards... Had four kick returns for 88 yards... 7/16 vs. PHI: Started at WR... Caught a pass for 40 yards and a touchdown... Had five kick returns for 136 yards and a 57-yard touchdown... 7/23 vs. POR: Started at WR... Caught five passes for 60 yards... Had four kick returns for 77 yards... 7/31 at JAX: Started at WR... Caught five passes for 67 yards and a touchdown... Had nine kick returns for 174 yards... POSTSEASON: GP/GS – 1/1... 8/7 at PHI: Started at WR... Caught six passes for 115 yards and two touchdowns... Saw action at KR... Had eight kick returns for 101 yards.

2015 HIGHLIGHTS: GP/GS – 16/14... Had 100+ kickoff return yards in seven games (3/27, 4/3, 4/24, 5/23, 6/12, 7/11, 7/25)... Had three kickoffs returned for touchdowns... 3/27 vs. CLE: Started at WR... Caught six passes for 90 yards... Rushed once for a yard... Had seven kick returns for 114 yards... 4/3 at POR: Started at WR... Caught two passes for 40 yards and a touchdown... Had six kick returns for 110 kickoff return yards... 4/10 vs. SJS: Started at WR... Led all receivers with eight receptions for 100 yards and three touchdowns... Had five kick returns for 84 yards... 4/17 vs. NOV: Started at WR... Caught five passes for 63 yards and a touchdown... Had two kick returns for 19 yards and had a half tackle on special teams... 4/24 at CLE: Started at WR... Caught 12 passes for 172 yards and two touchdowns... Had seven kickoff returns for 68 yards... 5/2 vs. JAX: Started at WR... Caught three passes for 34 yards and a touchdown... Had two returns for 25 yards... 5/16 at ORL: Started at WR... Caught four passes for 60 yards and a touchdown... Had four kickoff returns for 98 yards... 5/22 vs. PHI: Started at WR... Caught two passes for 19 yards... Had nine kick return for 178 yards and a 56-yard kickoff return for a touchdown... 5/30 vs. NOV: Started at WR... Caught four passes for 64 yards and a touchdown... Had five kick returns for 78 yards... 6/6 at ARI: Inactive... 6/12 vs. JAX: Saw action at WR/KR... Caught two passes for 26 yards... Had six kickoff returns for 157 yards and a touchdown... Also had a 1-yard net recovery for a touchdown... 6/19 at CLE: Started at WR... Caught four passes for 77 yards and a touchdown... Had three kick returns for 46 yards... 6/26 at PHI: Saw action at WR and KR... Caught four passes for 85 yards and two touchdowns... Had five kickoff returns for 50 yards... 7/11 vs. ORL: Started at WR... Caught a pass for seven yards... Had eight kickoff returns for 122 yards and a touchdown... 7/18 at NOV: Inactive... 7/25 at JAX: Started at WR and saw action at KR... Caught four passes for 64 yards and a touchdown... Had six kick returns for 118 yards... 8/1 vs. LAK: Started at WR... Caught four passes for 54 yards... Had three kick returns for 30 yards... 8/8 at ORL: Started at WR... Caught four passes for 59 yards... Had five kick returns for 96 yards.

OTHER PROFESSIONAL EXPERIENCE: Was on the Detroit Lions practice squad in 2015.

PERSONAL INFORMATION: Born June 17, 1990... Prepped at Miller Grove High School (Lithonia, GA).

CAREER AFL STATISTICS

| RECEIVING | | | | | | | | |
|----------------------|------|-----------|-------------|-------------|-----------|-----------|--------------|--------------|
| YEAR | TEAM | REC | YDS | AVG | TD | LG | YDS/G | G-S |
| 2015 | TAM | 68 | 997 | 14.7 | 15 | 45 | 58.6 | 16-14 |
| 2016 | TAM | 20 | 243 | 12.1 | 2 | 41 | 48.6 | 5-5 |
| Career Totals | | 88 | 1240 | 14.1 | 17 | * | 58.6 | 21-19 |
| Game Highs | | 12 | 172 | 20.0 | 3 | 45 | 172.0 | * |
| Season Highs | | 68 | 997 | 14.7 | 15 | 45 | 58.6 | 16-14 |


| RUSHING | | | | | | | | |
|----------------------|------|----------|-----------|------------|----------|----------|------------|--------------|
| YEAR | TEAM | ATT | YDS | AVG | TD | LG | YDS/G | G-S |
| 2015 | TAM | 2 | 3 | 1.5 | 0 | 2 | 0.2 | 16-14 |
| 2016 | TAM | 4 | 15 | 3.8 | 2 | 5 | 3.0 | 5-5 |
| Career Totals | | 6 | 18 | 3.0 | 2 | . | 0.9 | 21-19 |
| Season Highs | | 4 | 15 | 3.8 | 2 | 5 | 3.0 | 16-14 |

| KICKOFF RETURNS | | | | | | | | | | | | |
|----------------------|------|-----------------|-------------|-------------|----------|-------------------|----------|-----------|-------------|----------|-----------|-------------|
| YEAR | TEAM | KICKOFF RETURNS | | | | MISSED FG RETURNS | | | | | | |
| | | RET | YDS | AVG | TD | LG | RET | YDS | AVG | TD | LG | TOTAL |
| 2015 | TAM | 82 | 1435 | 17.5 | 3 | 56 | 1 | 38 | 38.0 | 0 | 38 | 1473 |
| 2016 | TAM | 28 | 582 | 20.8 | 1 | 57 | 0 | 0 | 0.0 | 0 | 0 | 582 |
| Career Totals | | 110 | 2017 | 18.3 | 4 | 57 | 1 | 38 | 38.0 | 0 | 38 | 1473 |
| Game Highs | | 9 | 178 | 24.5 | 1 | 56 | 1 | 38 | 38.0 | 0 | 38 | * |
| Season Highs | | 82 | 1435 | 17.5 | 3 | 57 | 1 | 38 | 38.0 | 0 | 38 | 1473 |

| RECEIVING (POSTSEASON) | | | | | | | | |
|------------------------|------|----------|------------|-------------|----------|-----------|--------------|------------|
| YEAR | TEAM | REC | YDS | AVG | TD | LG | YDS/G | G-S |
| 2016 | TAM | 6 | 115 | 19.2 | 2 | 47 | 115.0 | 1-1 |
| Career Totals | | 6 | 115 | 19.2 | 2 | 47 | 115.0 | 1-1 |
| Game Highs | | 6 | 115 | 19.2 | 2 | 47 | 115.0 | * |
| Season Highs | | 6 | 115 | 19.2 | 2 | 47 | 115.0 | 1-1 |

| RUSHING (POSTSEASON) | | | | | | | | |
|----------------------|------|----------|----------|------------|----------|----------|------------|------------|
| YEAR | TEAM | ATT | YDS | AVG | TD | LG | YDS/G | G-S |
| 2016 | TAM | 1 | 7 | 7.0 | 0 | 7 | 7.0 | 1-1 |
| Career Totals | | 1 | 7 | 7.0 | 0 | 7 | 7.0 | 1-1 |
| Season Highs | | 1 | 7 | 7.0 | 0 | 7 | 7.0 | 1-1 |

| KICKOFF RETURNS (POSTSEASON) | | | | | | MISSED FG RETURNS (POSTSEASON) | | | | | | |
|------------------------------|------|----------|------------|-------------|----------|--------------------------------|----------|----------|------------|----------|----------|------------|
| YEAR | TEAM | RET | YDS | AVG | TD | LG | RET | YDS | AVG | TD | LG | TOTAL |
| 2016 | TAM | 8 | 101 | 12.6 | 0 | 20 | 0 | 0 | 0.0 | 0 | 0 | 101 |
| Career Totals | | 8 | 101 | 12.6 | 0 | 20 | 0 | 0 | 0.0 | 0 | 0 | 101 |
| Game Highs | | 8 | 101 | 12.6 | 0 | 20 | 0 | 0 | 0.0 | 0 | 0 | 101 |
| Season Highs | | 8 | 101 | 12.6 | 0 | 20 | 0 | 0 | 0.0 | 0 | 0 | 101 |



DALLAS JACKSON

#2

POS: DB **Experience:** R
Height: 6'0 **Acquired:** 8/4/2016
Weight: 180 **College:** Jacksonville State
Date of Birth: 11/20/1993 **Hometown:** Palmetto, FL

CAREER HIGHLIGHTS: Acquired by the Storm on August 4, 2016.

2016 HIGHLIGHTS: Highlights: GP/GS – 0/0... 4/1 vs. ORL: Not on roster... 4/9 at CLE: Not on roster... 4/16 at ARI: Not on roster... 5/1 vs. JAX: Not on roster... 5/9 at PHI: Not on roster... 5/13 at ORL: Not on roster... 5/23 vs. CLE: Not on roster... 5/29 vs. ARI: Not on roster... 6/3 at POR: Not on roster... 6/11 vs. JAX: Not on roster... 6/18 vs. LAK: Not on roster... 6/24 at ORL: Not on roster... 7/11 at LAK: Not on roster... 7/16 vs. PHI: Not on roster... 7/23 vs. POR: Not on roster... 7/31 at JAX: Not on roster... POSTSEASON: GP/GS – 0/0... 8/7 at PHI: Inactive.

COLLEGE INFORMATION: Played four seasons for Jacksonville University... 2015 (Senior): Played in 11 games for the Dolphins... Recorded 47.0 tackles, 4.0 TFL, 5 interceptions and 3 pass breakups... 2014 (Junior): Appeared in 10 games... Tallied 47.0 tackles, a forced fumble, 5 interceptions and 4 pass breakups... 2013 (Sophomore): Played in 11 games... Recorded 22.0 tackles, 3.0 TFL, 2 pass breakups and a forced fumble... 2012 (Freshman): Appeared in 9 games... Recorded 8.0 tackles, an interception and 2 pass breakups.

PERSONAL INFORMATION: Born November 20, 1993... Prepped at Palmetto H.S. (Palmetto, FL)... Recorded 42.0 tackles, three forced fumbles, two blocked FG and set a school record with seven interceptions... Earned All-State, All-Area and All-District honors... A three-sport athlete also playing football and running track.



DEXTER JACKSON

#55

POS: DL **Experience: 6**
Height: 6'2 **Acquired: 1/26/2017**
Weight: 285 **College: Bethune-Cookman**
Date of Birth: 3/14/1988 **Hometown: Jacksonville, FL**

CAREER HIGHLIGHTS: Played with the Milwaukee Mustangs (AFL) and San Jose SaberCats (AFL)... Earned his first All-Arena Selection for his performance in 2016...Assigned to the Storm on January 26, 2017.

2016 JACKSONVILLE SHARKS HIGHLIGHTS: GP/GS – 16/16...Earned All-Arena honors for his performance...4/2 at LAK: Started at MLB...Recorded 2.0 tackles...4/11 at PHI: Started at MLB...Recorded 1.0 tackle...4/18 vs. ORL: Started at MLB...Recorded 3.5 tackles, 0.5 tackles for loss and 0.5 sack...4/23 vs. ARI: Started at MLB...Recorded 0.5 tackles...5/1 at TAM: Started at MLB...Recorded a 0.5 tackle...5/7 at

CLE: Started at MLB...Tallied 3.5 tackles, 1.5 tackles for loss and 1.5 sacks...5/21 vs. POR: Started at MLB...Recorded a 0.5 tackle...5/27 at ORL: Started at MLB...6/4 vs. PHI: Started at MLB...Recorded a 0.5 tackle...6/11 at TAM: Started at MLB...Recorded 3.0 tackles, 1.0 tackle for loss and 1.0 sack...6/18 vs. ORL: Started at MLB...Tallied 2.5 tackles, 1.5 tackles for loss, 1.5 sacks and a forced fumble...6/25 vs. CLE: Started at MLB...Recorded a 0.5 tackle...7/9 at ARI: Started at MLB...Tallied 1.5 tackles...7/16 at POR: Started at MLB...Recorded a tackle...7/23 vs. LAK: Started at MLB...Recorded 1.0 tackle and a pass breakup...7/30 vs. TAM: Started at MLB...Recorded 2.5 tackles, 2.0 tackles for loss, 1.0 sack and a forced fumble...PLAYOFFS: GP/GS – 2/2...8/6 at ORL: Started at MLB...8/14 at PHI: Started at MLB...Recorded 2.0 tackles, 1.0 tackle for loss and 1.0 sack.

2015 TAMPA BAY STORM HIGHLIGHTS: GP/GS – 17/17...3/27 vs. CLE: Started at MLB...Saw action at fullback...Rushed once for a 2 pt. conversion...4/3 at POR: Started at MLB...Tallied a half tackle...Rushed twice for a yard...4/10 vs. SJS: Started at MLB...Recorded 2.0 tackles...4/17 vs. NOV: Started at MLB...Recorded a half sack and a fumble recovery...4/24 at CLE: Started at MLB...Recorded a tackle...5/2 vs. JAX: Started at MLB...Tallied a sack...5/16 at ORL: Started at MLB...Recorded 1.5 tackles...5/22 vs. PHI: Started at MLB...Recorded two tackles and a sack...5/30 vs. NOV: Started at MLB...Recorded 2.5 tackles and a pass breakup...6/6 at ARI: Started at MLB...Recorded 1.5 tackles...6/12 vs. JAX: Started at MLB...6/19 at CLE: Started at MLB...6/26 at PHI: Started at MLB...Recorded a tackle...7/11 vs. ORL: Started at MLB...Recorded a tackle...7/18 at NOV: Started at MLB...7/25 at JAX: Started at MLB...Recorded 1.5 tackles...8/1 vs. LAK: Started at MLB...Recorded a tackle and a fumble recovery...8/8 at ORL: Started at MLB...Recorded a half tackle.

2014 TAMPA BAY STORM HIGHLIGHTS: GP/GS – 18/18...Earned the first touchdown of his Storm career versus New Orleans, 3/14...A two-way player that played both FB and MLB for the Storm in 2014...3/14 vs. NOV: Started at FB...Rushed two times for 15 yards and a touchdown...3/21 at SAT: Started at FB...Rushed three times for five yards...3/29 vs. ORL: Started at FB...Rushed three times for six yards...4/4 vs. PHI: Started at FB...Rushed once for two yards...Caught a pass for 11 yards and a touchdown...4/11 at JAX: Started at FB...Rushed once for a yard and touchdown...4/19 at ORL: Started at FB...Caught two passes for 18 yards and a touchdown...Rushed twice for no gain...4/26 vs. SPO: Started at FB...Rushed five times for 12 yards and a TD...Also saw time at MLB...Tallied a sack...5/3 vs. PDX: Started at FB...Rushed twice for four yards...Saw action at MLB...Recorded a tackle...5/17 at PHI: Started at MLB...Had a half tackle...5/24 vs. JAX: Started at MLB...Also saw action at FB...Rushed six times for two yards and a touchdown...5/30 at NOV: Started at MLB...Tallied two tackles and a sack...Rushed twice for 11 yards...6/7 vs. PHI: Started at MLB...Recorded 3.5 tackles...6/14 at IOW: Started at MLB...6/21 vs. ORL: Started at MLB and saw time at FB...6/27 at CLE: Started at MLB...Had a tackle...7/11 at SJS: Started at MLB...Recorded 1.5 tackles, a sack for a loss of four yards and a pass breakup...7/21 at SPO: Started at MLB...Tallied a half tackle...7/26 vs. CLE: Started at MLB...Tallied two tackles.

2013 ORLANDO PREDATORS HIGHLIGHTS: GP/GS – 10/6...3/24 at NOV: Inactive...3/29 at SJS: Inactive...4/6 vs. PHI: Saw action at MLB...Recorded 2.5 tackles...4/20 vs. TAM: Inactive...4/28 at ARI: Inactive...5/4 at PIT: Inactive...5/11 at SPO: Inactive...5/18 at PHI: Inactive...5/25 vs. JAX: Saw action at MLB...Tallied 1.5 tackles...6/1 vs. CHI: Inactive...6/8 at TAM: Started at MLB...Recorded two tackles and a sack...6/15 vs. CLE: Saw action at MLB...Tallied a tackle...6/22 vs. PIT: Started at MLB...Tallied a half tackle...6/29 at JAX: Started at MLB...Recorded 1.5 tackles...7/6 vs. ARI: Started at MLB...Had a fumble recovery...7/13 vs. IOW: Saw action at MLB...Recorded a half tackle...7/20 at CLE: Started at MLB...Recorded a half tackle...7/27 vs. NOV: Started at MLB...PLAYOFFS: 8/3 at PHI: Started at MLB.

2012 MILWAUKEE MUSTANGS HIGHLIGHTS: GP/GS – 5/4...3/17 at ARI: Started at MLB...Recorded a tackle...3/23 at NOV: Started at MLB...Had a tackle...3/29 vs. PIT: Started at MLB...Recorded two tackles and a half sack...4/14 at SPO: Started at MLB...4/21 at CHI: Inactive...2012 San Jose SaberCats Highlights: 4/28 at IOW: Saw action at MLB...Recorded a half tackle...5/5 at ARI: Started at MLB...Recorded a tackle...5/11 vs. UTA: Inactive...5/19 at SAT: Inactive...5/26 vs. CHI: Inactive...6/2 at MKE: Inactive...6/8 vs. ORL: Inactive...6/17 at KCC: Started at MLB...Recorded a tackle and half sack...6/23 vs. SPO: Started at MLB...6/30 at CHI: Started at MLB...7/7 vs. NOV: Inactive...7/14 vs. IOW: Inactive...PLAYOFFS: 7/28 at ARI: Inactive.

2011 MILWAUKEE MUSTANGS HIGHLIGHTS: GP/GS – 17/13...3/14 vs. CHI: Saw action on the defensive line...Recorded a tackle and half sack...3/19 at ARI: Started on the defensive line...tallied two tackles and a sack...3/28 vs. PIT: Saw action on the defensive line...Had three tackles and an interception...4/4 vs. PHI: Started at MLB...Tallied 1.5 tackles...4/14 at DAL: Started at MLB...Recorded two tackles...4/23 vs. GEO: Saw action at MLB...Recorded a half tackle...4/30 vs. TAM: Saw action at MLB...Recorded 1.5 tackles and a half sack...5/6 at CLE: Started at MLB...5/14 at UTA: Started at MLB...Recorded a tackle...5/26 v. ORL: Started at MLB...Recorded four tackles, two sacks and a tackle for loss...6/3 at PHI: Started at MLB...6/11 vs. KCC: Started at MLB...Tallied here tackles, a sack and a pass breakup...6/18 at JAX: Started at MLB...Had two tackles and a tackle for loss...6/25 at PIT: Started on the defensive line...Recorded a tackle and a sack...7/2 vs. CLE: Started at MLB...7/8 at NOV: Started at MLB...Recorded three tackles and a forced fumble...7/15 vs. IOW: Started at MLB...Recorded a tackle...7/2 at CHI: Started at MLB...Had a tackle.

COLLEGE INFORMATION: Played four seasons at Bethune-Cookman University...2009 (Senior): Started in 11-of-11 games...Recorded 58 tackles, eight tackles for loss, 2.5 sacks and a fumble recovery...2008 (Junior): Started in 5-of-11 games for the Wildcats...Recorded 56 tackles, eight tackles for loss, 3.5 sacks and two fumble recoveries...2007 (Sophomore): Started in 10-of-11 games...Tallied 31 tackles, a sack, a tackle for loss, a forced fumble and a fumble recovery...2006 (Freshman): Appeared in nine games...Tallied nine tackles and a tackle for loss.

PERSONAL INFORMATION: Born March 14, 1988...Native of Jacksonville, FL.

TRANSACTIONS

2/17/14: Assigned to the Tampa Bay Storm
 11/6/12: Assigned to the Orlando Predators
 10/12/11: Assigned to the Milwaukee Mustangs
 2010: Assigned to the Milwaukee Mustangs

CAREER AFL STATISTICS

| DEFENSE SEASON | TEAM | UT | A | TT | TFL-YDS | SACK-YDS | INT-YDS | PBU | FF | FR-YDS | TD | QH | BLK | G-S |
|----------------------|-----------|-----------|-------------|-----------------|----------------|----------------|------------|----------|----------|------------|----------|-----------|----------|--------------|
| 2011 | MKE | 23 | 7 | 26.5 | 5.0-44 | 6.0-28 | 1-0 | 1 | 1 | 2-0 | 0 | 3 | 0 | 17-13 |
| 2012 | MKE | 1 | 4 | 3.0 | 0.5-4 | 0.5-4 | 0-0 | 0 | 0 | 0-0 | 0 | 0 | 0 | 5-4 |
| 2012 | SJS | 1 | 3 | 2.5 | 0.5-1 | 0.5-1 | 0-0 | 0 | 0 | 0-0 | 0 | 1 | 0 | 5-4 |
| 2013 | ORL | 4 | 12 | 10.0 | 1.0-5 | 1.0-5 | 0-0 | 1 | 0 | 1-0 | 0 | 0 | 0 | 11-7 |
| 2014 | TAM | 12 | 6 | 15.0 | 3.0-12 | 3.0-12 | 0-0 | 1 | 0 | 0-0 | 0 | 6 | 0 | 18-18 |
| 2015 | TAM | 12 | 13 | 18.5 | 2.5-12 | 2.5-12 | 0-0 | 2 | 0 | 2-0 | 0 | 4 | 0 | 18-18 |
| 2016 | JAX | 17 | 14 | 24.0 | 6.5-23 | 5.5-22 | 0-0 | 1 | 2 | 0-0 | 0 | 1 | 0 | 16-16 |
| Career Totals | 70 | 59 | 99.5 | 19.0-101 | 19.0-84 | 19.0-84 | 1-0 | 6 | 3 | 5-0 | 0 | 15 | 0 | 90-80 |
| Season High | 23 | 14 | 26.5 | 6.5-23 | 6.0-28 | 6.0-28 | 1-0 | 2 | 2 | 2-0 | 0 | 6 | 0 | 18-18 |

*2013: Includes playoff start

RUSHING

| YEAR | TEAM | ATT | YDS | AVG | TD | LG | YDS/G | G-S |
|----------------------|-----------|-----------|------------|----------|-----------|------------|---------------|-------|
| 2014 | TAM | 29 | 63 | 1.9 | 4 | 15 | 3.2 | 18-18 |
| 2015 | TAM | 5 | (-2) | (-0.4) | 0 | 1 | (-0.2) | 18-18 |
| 2016 | JAX | 5 | 4 | 0.8 | 3 | 1 | 0.2 | 16-16 |
| Career Totals | 39 | 65 | 1.7 | 7 | * | 0.7 | 90-80* | |
| Game Highs | 6 | 15 | 7.5 | 1 | 15 | 7.5 | | |
| Season Highs | 29 | 63 | 1.9 | 4 | 15 | 3.2 | 18-18 | |

*Jackson did not record rushing stats in 2011-2013. This number accounts for career games played.



DAVE LEFOTU

#56

POS: OL **Experience: R**
Height: 6'3 **Acquired: 1/17/17**
Weight: 320 **College: Hawaii**
Date of Birth: 3/25/92 **Hometown: Waipahu, HI**

CAREER HIGHLIGHTS: Spent time with the Spokane Empire in 2016...Acquired by the Storm on January 17, 2017.

OTHER PROFESSIONAL EXPERIENCE: Helped lead the Spokane Empire to the United Bowl Championship in 2016.

COLLEGE INFORMATION: Played four seasons at the University of Hawaii...Started in 24-of-44 games for the Rainbow Warriors...2014 (Senior): Started in 3-of-9 games on the offensive line...2013 (Junior): A preseason All-Mountain West second team selection...Started in 3-of-12 games...2012 (Sophomore): Started in 11-of-12 games, primarily at the right guard position...2011 (Freshman): Made seven starts at right guard...Started in 7-of-11 games...2010: Redshirted this season.

PERSONAL INFORMATION: Born March 25, 1992 in American Samoa...Nephew of former Washington Redskins' player, Kili Lefotu.



MARK LEWIS

 #18

POS: K

Height: 5'11

Weight: 195

Date of Birth: 3/25/79

Experience: 12

Acquired: 1/6/2017

College: Florida International

Hometown: Altamonte Springs, FL

CAREER HIGHLIGHTS: Earned AFL Kicker of the Year honors in 2007 as a member of the Austin Wranglers...A three-time All-Arena selection (2007, '15-'16)...Spent the past six seasons (2011-16) with the Orlando Predators...Assigned to the Storm on January 6, 2017.

2016 ORLANDO PREDATORS HIGHLIGHTS: GP/GS – 16/0...4/1 at TAM: Saw action at kicker...Converted 10-of-11 PATs...4/9 vs. POR: Saw action at kicker...Converted 5-of-8 PATs...4/18 at JAX: Saw action at kicker...Converted 9-of-9 PATs...4/23 vs. LAK: Saw action at kicker...Converted 4-of-6 PATs and 1-of-1 on FGA...4/29 at CLE: Saw action at kicker...Converted 10-of-11 PATs...5/7 vs. ARI: Saw action at kicker...Converted 11-of-11 PATs...5/13 vs. TAM: Saw action at kicker...5/21 at PHI: Saw action at kicker...Converted 6-of-7 PATs...5/27 vs. JAX: Saw action at kicker...Converted 6-of-6 PATs...6/5 at LAK: Saw action at kicker...Converted 5-of-6 PATs...6/11 vs. CLE: Saw action at kicker...Converted 8-of-8 PATs and 1-of-1 on FGA...6/18 at JAX: Saw action at kicker...Converted 6-of-6 PATs...6/24 vs. TAM: Saw action at kicker...Converted 8-of-8 PATs...7/9 at POR: Saw action at kicker...Converted 5-of-7 PATs...7/18 at ARI: Saw action at kicker...Converted 6-of-6 PATs and 1-of-1 FGAs...7/30 vs. PHI: Saw action at kicker...Converted 6-of-7 PATs and 1-of-1 FGAs...PLAYOFFS: GP/GS – 1/0...8/6 vs. JAX: Saw action at kicker...Converted 8-of-10 PATs.

2015 ORLANDO PREDATORS HIGHLIGHTS: GP/GS – 18/0...3/29 vs. PHI: Saw action at kicker...Converted 9-of-9 PATs...4/3 at JAX: Saw action at kicker...Converted 7-of-8 PATs...4/11 at NOV: Saw action at kicker...Converted 5-of-6 PATs and 2-of-2 FGAs...4/18 vs. LAK: Saw action at kicker...Converted 7-of-9 PATs...4/25 at SPO: Saw action at kicker...Converted 7-of-7 PATs...5/2 vs. CLE: Saw action at kicker...Converted 7-of-7 PATs and went 0-for-1 on FGAs...5/8 at PHI: Saw action at kicker...Went 6-of-7 on PATs...5/16 vs. TAM: Saw action at kicker...Converted 5-of-7 PATs...5/23 vs. POR: Saw action at kicker...Converted 9-of-10 PATs...5/29 at CLE: Saw action at kicker...Converted 9-of-9 PATs and 0-1 FGAs...6/6 at JAX: Saw action at kicker...Converted 6-of-7 PATs and went 1-of-1 on FGAs...6/13 at PHI: Saw action at kicker...Went 6-of-6 on PATs and 1-of-1 from field goal range...8/20 at ARI: Saw action at kicker...Converted 5-of-5 PATs...6/27 vs. NOV: Saw action at kicker...Converted 8-of-8 PATs...7/11 at TAM: Saw action at kicker...Converted 7-of-8 PATs...7/18 at CLE: Saw action at kicker...Converted 8-of-8 PATs and 1-of-1 FGAs...8/1 vs. JAX: Saw action at kicker...Converted 8-of-9 PATs...8/8 vs. TAM: Saw action at kicker...Went 4-of-5 on PATs and 1-of-1 on FGAs...8/11: Placed on Injured Reserve...PLAYOFFS: GP/GS – 0/0...8/15 vs. JAX: Injured Reserve.

2014 ORLANDO PREDATORS HIGHLIGHTS: GP/GS – 15/0...3/16 vs. JAX: Saw action at kicker...Converted 7-of-7 PATs...3/21 vs. LAK: Saw action at kicker...Converted 1-of-1 at PATs...3/29 at TAM: Inactive...4/1: Placed on Inactive Reserve...4/3 at NOV: Inactive Reserve...4/8: Activated from Inactive Reserve...4/10 vs. PHI: Saw action at kicker...Converted 8-of-8 PATs...4/19 vs. TAM: Saw action at kicker...Converted 9-of-10 PATs...4/26 vs. NOV: Saw action at kicker...Converted 9-of-9 PATs...5/3 at SJS: Saw action at kicker...Converted 3-of-3 PATs...5/17 at JAX: Saw action at kicker...Converted 5-of-6 PATs...5/24 vs. PIT: Saw action at kicker...Converted 7-of-9 PATs...5/31 at IOW: Saw action at kicker...Converted 6-of-7 PATs...6/7 at SAT: Saw action at kicker...Converted 6-of-6 PATs and went 0-1 on FGAs...6/12 vs. JAX: Saw action at kicker...Converted 8-of-8 PATs...6/21 at TAM: Saw action at kicker...Converted 4-of-5 PATs...7/7 at PHI: Saw action at kicker...Converted 5-of-5 PATs...7/14 vs. IOW: Saw action at kicker...Converted 9-of-9 PATs and 1-of-1 FGAs...7/19 at NOV: Saw action at kicker...Went 8-of-9 on PATs and 0-of-1 on FGAs...7/25: Placed on Emergency Hold...7/26 vs. ARI: Emergency Hold...PLAYOFFS: GP/GS – 2/0...8/3 vs. PIT: Saw action at kicker...Went 8-of-8 on PATs...8/10 at CLE: Saw action at kicker...Went 4-of-6 on PATs.

2013 ORLANDO PREDATORS HIGHLIGHTS: GP/GS – 18/0...3/24 at NOV: Saw action at kicker...Converted 5-of-6 PATs and went 0-of-1 on FGAs...3/29 at SJS: Saw action at kicker...Converted 8-of-9 PATs...4/6 vs. PHI: Saw action at kicker...Went 3-of-5 on PATs...4/20 vs. TAM: Saw action at kicker...Converted 5-of-5 PATs...4/28 at ARI: Saw action at kicker...Converted 6-of-6 PATs...5/4 at PIT: Saw action at kicker...Converted 7-of-7 PATs and 1-of-1 FGAs...5/11 at SPO: Saw action at kicker...Converted 9-of-10 PATs...5/18 at PHI: Saw action at kicker...Converted 3-of-6 PATs...5/25 vs. JAX: Saw action at kicker...Converted 5-of-5 PATs...6/1 vs. CHI: Saw action at kicker...Converted 7-of-8 PATs...6/8 at TAM: Saw action at kicker...Converted 7-of-8 PATs...6/15 vs. CLE: Saw action at kicker...Converted 8-of-9 PATs...6/22 vs. PIT: Saw action at kicker...Converted 5-of-7 PATs and 1-of-1 FGA...6/29 at JAX: Saw action at kicker...Converted 7-of-8 PATs...7/6 vs. ARI: Saw action at kicker...Converted 8-of-8 PATs...7/13 vs. IOW: Saw action at kicker...Converted 7-of-8 PATs and went 0-of-1 on FGA...7/20 at CLE: Saw action at kicker...Converted 8-of-9 PATs...7/27 vs. NOV: Saw action at kicker...Went 8-of-10 on PATs and 1-for-1 from field goal range...PLAYOFFS: GP/GS – 1/0...8/3 at PHI: Saw action at kicker...Converted 7-of-8 PATs.

2012 ORLANDO PREDATORS HIGHLIGHTS: GP/GS – 17/0...3/9 vs. PIT: Inactive...3/22 at CHI: Saw action at kicker...Converted 7-of-7 PATs...3/29 vs. SAT: Saw action at kicker...Converted 4-of-5 PATs...4/8 at CLE: Saw action at kicker...Converted 3-of-3 PATs and 1-of-1 on FGA...4/14 at PIT: Saw action at kicker...Converted 6-of-7 PATs and 2-of-3 on FGAs...4/20 vs. GEO: Saw action at kicker...Went 3-of-3 on PATs and 2-of-2 on FGAs...4/28 vs. PHI: Saw action at kicker...Converted 5-of-6 PATs...5/5 at TAM: Saw action at kicker...Converted 4-of-4 PATs and 1-of-2 FGAs...5/18 at NOV: Saw action at kicker...Converted 8-of-8 PATs and 1-of-1 FGAs...5/25 vs. JAX: Saw action at kicker...Converted 4-of-4 PATs and 1-of-2 FGAs...6/2 at PHI: Saw action at kicker...Converted 6-of-7 PATs and 0-of-2 FGAs...6/8 at SJS: Saw action at kicker...Went 4-of-5 on PATs and 0-of-1 on FGA...6/15 vs. TAM: Saw action at kicker...Connected on 7-of-9 PATs and 1-of-1 FGAs...6/22 vs. NOV: Saw action at kicker...Converted 5-of-5 PATs and 0-of-1 FGAs...7/1 at GEO: Saw action at kicker...Converted 4-of-4 PATs and 1-of-3 FGAs...7/6 vs. CLE: Saw action at kicker...Converted 7-of-8 PATs...7/14 at JAX: Saw action at kicker...Converted 3-of-4 PATs and 1-of-3 FGAs...7/22 vs. MKE: Saw action at kicker...Converted 7-of-7 Pats and went 0-of-1 on FGAs.

2011 ORLANDO PREDATORS HIGHLIGHTS: GP/GS – 18/0...3/18 at NOV: Saw action at kicker...Converted 5-of-7 PATs...3/26 vs. UTA: Saw action at kicker...Converted 8-of-8 PATs and 2-of-2 FGAs...4/2 at ARI: Saw action at kicker...Converted 5-of-6 PATs...4/9 vs. PHI: Saw action at kicker...Went 3-of-5 on PATs and 0-of-1 on FGAs...4/16 at GEO: Saw action at kicker...Converted 4-of-5 PAT and 0-of-1 on FGAs...4/23 vs. SPO: Saw action at kicker...Converted 7-of-7 PATs and 1-of-1 FGAs...4/30 at JAX: Saw action at kicker...Converted 7-of-7 PATs...5/6 vs. TAM: Saw action at kicker...Converted 7-of-8 PATs...5/14 vs. CLE: Saw action at kicker...Converted 8-of-8 PATs...5/26 at MKE: Saw action at kicker...Converted 5-of-5 PATs and 0-of-1 FGAs...6/4 at

IOW: Saw action at kicker...Converted 9-of-11 PATs...6/11 vs. JAX: Saw action at kicker...Converted 7-of-9 PATs...6/17 at TAM: Saw action at kicker...Converted 6-of-6 PATs and 0-of-1 FGAs...6/25 vs. GEO: Saw action at kicker...Converted 4-of-5 PATs and 0-of-1 FGAs...7/1 vs. PIT: Saw action at kicker...Converted 8-of-9 PATs...7/9 at SJS: Saw action at kicker...Converted 4-of-6 PATs and 0-of-1 FGAs...7/16 at TUL: Saw action at kicker...Converted 11-of-12 PATs...7/23 vs. NOV: Saw action at kicker...Converted 8-of-9 PATs...PLAYOFFS: GP/GS – 1/0...7/29 at JAX: Saw action at kicker...Converted 4-of-6 PATs.

2010 DALLAS VIGILANTES HIGHLIGHTS: GP/GS – 16/0...4/10 at TUL: Saw action at kicker...Converted 8-of-8 PATs and 1-of-2 FGAs...4/16 at TAM: Saw action at kicker...Converted 5-of-5 PATs...4/30 vs. OKC: Saw action at kicker...Converted 7-of-8 PATs and 0-1 FGAs...5/7 vs. ORL: Saw action at kicker...Converted 7-of-7 PATs...5/14 at JAX: Saw action at kicker...Converted 5-of-6 PATs...5/22 vs. CHI: Saw action at kicker...Converted 8-of-8 PATs...5/29 at MKE: Saw action at kicker...Converted 5-of-5 PATs and 1-of-2 FGAs...6/5 vs. BSB: Saw action at kicker...Converted 9-of-10 PATs and 0-of-1 FGAs...6/11 vs. TUL: Saw action at kicker...Converted 6-of-7 PATs and 1-of-2 FGAs...6/19 at ALA: Saw action at kicker...Converted 7-of-7 PATs and 1-of-3 FGAs...6/26 at OKC: Saw action at kicker...Converted 4-of-4 PATs and 1-of-4 FGAs...7/2 vs. IOW: Saw action at kicker...Converted 5-of-5 PATs and 1-of-1 FGAs...7/9 vs. TAM: Saw action at kicker...Converted 4-of-4 PATs and 2-of-3 FGAs...7/17 at CHI: Saw action at kicker...Converted 8-of-8 PATs and 1-of-1 FGAs...7/24 vs. UTA: Saw action at kicker...Converted 5-of-6 PATs...7/31 at BSB: Saw action at kicker...Converted 8-of-9 PATs.

2008 COLUMBUS DESTROYERS HIGHLIGHTS: GP/GS – 16/0...3/2 at COL: Saw action at kicker...Converted 5-of-7 PATs and 0-of-3 FGA...3/7 at DAL: Saw action at kicker...Converted 3-of-4 PATs and 1-of-1 FGAs...3/15 vs. CLE: Saw action at kicker...Converted 6-of-7 PATs and 1-of-1 FGAs...3/21 at UTA: Saw action at kicker...Converted 5-of-6 PATs and 1-of-1 FGAs...3/29 vs. ORL: Saw action at kicker...Converted 5-of-6 PATs and 1-of-1 FGAs...4/5 vs. TAM: Saw action at kicker...Converted 6-of-7 PATs and 1-of-1 FGAs...4/13 at NYD: Saw action at kicker...Converted 5-of-5 PATs and 1-of-2 FGAs...4/21 vs. PHI: Saw action at kicker...Converted 7-of-7 PATs...5/3 vs. DAL: Saw action at kicker...Converted 3-of-6 PATs and 0-of-2 FGAs...5/10 at KCB: Saw action at kicker...Converted 5-of-5 PATs...5/17 at PHI: Saw action at kicker...Converted 3-of-3 PATs and 0-2 FGAs...5/24 vs. NYD: Saw action at kicker...Converted 4-of-5 PATs and 1-of-2 FGAs...5/30 at NOV: Saw action at kicker...Converted 7-of-9 PATs...6/7 vs. GEO: Saw action at kicker...Converted 4-of-5 PATs...6/14 vs. GRR: Saw action at kicker...Converted 7-of-7 PATs and 1-of-1 FGAs...6/21 at CLE: Saw action at kicker...Converted 5-of-5 PATs.

2007 AUSTIN WRANGLERS HIGHLIGHTS: GP/GS – 16/0...Earned Kicker of the Year honors...3/4 vs. LAS: Saw action at kicker...Converted 7-of-7 PATs and 2-of-3 FGAs...3/11 at GEO: Saw action at kicker...Converted 6-of-6 PATs and 3-of-4 FGAs...3/16 at ORL: Saw action at kicker...Converted 3-of-4 PATs and 1-of-2 FGAs...3/24 vs. NAS: Saw action at kicker...Converted 9-of-9 PATs...3/31 at DAL: Saw action at kicker...Converted 7-of-9 PATs and 1-of-2 FGAs...4/6 vs. UTA: Saw action at kicker...Converted 8-of-8 PATs and 1-of-2 FGAs...4/14 at CBS: Saw action at kicker...Converted 7-of-7 PATs and 0-of-1 FGAs...4/21 vs. NOV: Saw action at kicker...Converted 6-of-6 PATs and 1-of-1 FGAs...5/6 vs. TAM: Saw action at kicker...Converted 6-of-6 PATs and 1-of-1 FGAs...5/12 at ARI: Saw action at kicker...Converted 5-of-5 PATs and 2-of-2 FGAs...5/20 vs. ORL: Saw action at kicker...Converted 6-of-6 PATs and 1-of-2 FGAs...5/27 vs. PHI: Saw action at kicker...Converted 9-of-9 PATs and 1-of-1 FGAs...6/2 at NYD: Saw action at kicker...Converted 10-of-12 PATs and 0-1 FGAs...6/9 vs. GEO: Saw action at kicker...Converted 8-of-8 PATs...6/17 at NOV: Saw action at kicker...Converted 7-of-9 PATs...6/23 at TAM: Saw action at kicker...Converted 6-of-7 PATs and 1-of-2 FGAs.

2006 COLUMBUS DESTROYERS HIGHLIGHTS: Appeared in 13 games for the Destroyers...Converted 65-of-70 PATs and 22-of-35 FGAs.

2005 LAS VEGAS GLADIATORS HIGHLIGHTS: Appeared in 16 games for the Destroyers...Converted 83-of-105 PATs and 7-of-13 FGAs.

2004 DETROIT FURY HIGHLIGHTS: Appeared in 16 games for the Fury...Converted 73-of-96 PATs and 18-of-32 FGAs.

COLLEGE INFORMATION: Played Soccer collegiately...Began his collegiate career at Florida International before settling in at University of North Carolina – Charlotte.

PERSONAL INFORMATION: Born March 25, 1979...Prepped at Lyman High School (Longwood, FL)...A two-sport athlete, playing soccer and football.



MONTE LEWIS

#90

POS: DL
Height: 6'4
Weight: 250
Date of Birth: 10/14/1988
Experience: 2
Acquired: 10/13/16
College: Jacksonville State
Hometown: Abbeville, AL

CAREER HIGHLIGHTS: Began his professional in 2012 when he signed with the Washington Redskins of the National Football League as an undrafted rookie free agent...Spent time with the Ottawa REDBLACKS of the Canadian Football League in 2014...Also spent training camp with the San Jose SaberCats in 2015...Began his AFL career in 2015 with the Orlando Predators...Acquired by the Storm on October 13, 2016.

2016 ORLANDO PREDATORS HIGHLIGHTS: GP/GS – 10/6...4/1 at TAM: Started at MLB...4/9 vs. POR: Inactive reserve...4/18 at JAX: Inactive reserve...4/23 vs. LAK: Inactive Reserve...4/28: Activated from Inactive Reserve...4/29 at CLE: Saw action on the DL...Recorded a half tackle...5/7 vs. ARI: Saw action on the DL...Recorded a tackle...5/13 vs. TAM: Started at DE...Recorded a blocked kick...5/21 at PHI: Started at DE...5/27 vs. JAX: Saw action on the DL...Tallied 1.5 tackles...6/5 at LAK: Started at DE...6/11 vs. CLE: Inactive...6/17: Placed on Inactive Reserve...6/18 at JAX: Inactive Reserve...6/23: Activated from Inactive Reserve...6/24 vs. TAM: Saw action on the DL...7/9 at POR: Started at NG...7/17: Placed on Inactive Reserve...7/18 at ARI: Inactive Reserve...7/29: Activated from Inactive Reserve...7/30 vs. PHI: Started at DE...Tallied 2.5 tackles, a half tackle for loss and a blocked kick...PLAYOFFS: GP/GS – 1/1...8/6 vs. JAX: Started at DE...Recorded a half tackle.

2015 ORLANDO PREDATORS HIGHLIGHTS: GP/GS – 1/1...3/29 vs. PHI: Not on roster...4/3 at JAX: Not on roster...4/11 at NOV: Not on roster...4/18 vs. LAK: Not on roster...4/25 at SPO: Not on roster...5/2 vs. CLE: Not on roster...5/8 at PHI: Not on roster...5/16 vs. TAM: Not on roster...5/23 vs. POR: Not on roster...5/29 at CLE: Not on roster...6/6 at JAX: Not on roster...6/13 at PHI: Not on roster...6/20 at ARI: Not on roster...6/27 vs. NOV: Not on roster...7/11 at TAM: Not on roster...7/18 at CLE: Not on roster...8/1 vs. JAX: Not on roster...8/6: Assigned to the Predators...8/8 vs. TAM: Started at DE...Recorded a half tackle and a pass breakup...PLAYOFFS: GP/GS – 1/0...8/15 vs. JAX: Saw action on the DL...Recorded a half tackle and a half tackle for loss.

OTHER PROFESSIONAL EXPERIENCE: Spent time with the Washington Redskins and Ottawa REDBLACKS.

COLLEGE INFORMATION: Played four seasons at Jacksonville State...Started in 26-of-45 games for the Gamecocks...2011 (Senior): Started in 9-of-11 games...Recorded 32.0 tackles, 7.0 sacks, a forced fumble and a blocked kick...2010 (Junior): Started in 12-of-12 games on the defensive line...Earned First Team All-OVC honors...Tallied 37.0 tackles, 6.5 sacks and a fumble recovery...2009 (Sophomore): Started in 5-of-11 games...Recorded 21.0 tackles, 5.5 sacks for loss, 1.5 sacks and three forced fumbles...2008 (Freshman): Appeared in all 11 games...Tallied 23.0 tackles, 5.0 sacks for loss, 1.0 sacks, a forced fumble and two blocked kicks...2007: Redshirted this season.

PERSONAL INFORMATION: Born October 14, 1988...Prepped at Abbeville H.S. (Abbeville, AL)...Named Most Valuable Offensive Lineman his senior season and also Most Valuable Defensive Lineman...A two-sport athlete that also lettered in baseball.

CAREER AFL STATISTICS

| DEFENSE | SEASON | TEAM | UT | A | TT | TFL-YDS | SACK-YDS | INT-YDS | PBU | FF | FR-YDS | TD | QH | BLK | G-S |
|---------|----------------------|------|----------|----------|------------|--------------|------------|------------|----------|----------|------------|----------|----------|----------|-------------|
| | 2015 | ORL | 0 | 1 | 0.5 | 0-0 | 0-0 | 0-0 | 1 | 0 | 0-0 | 0 | 0 | 0 | 1-1 |
| | 2016 | ORL | 4 | 6 | 7.0 | 1.0-4 | 0-0 | 0-0 | 0 | 0 | 0-0 | 0 | 1 | 2 | 10-6 |
| | Career Totals | | 4 | 7 | 7.5 | 1.0-4 | 0-0 | 0-0 | 1 | 0 | 0-0 | 0 | 1 | 2 | 11-7 |
| | Season High | | 4 | 6 | 7.0 | 1.0-4 | 0-0 | 0-0 | 0 | 0 | 0-0 | 0 | 1 | 2 | 10-6 |

| DEFENSE (POSTSEASON) | SEASON | TEAM | UT | A | TT | TFL-YDS | SACK-YDS | INT-YDS | PBU | FF | FR-YDS | TD | QH | BLK | G-S |
|----------------------|----------------------|------|----------|----------|------------|--------------|------------|------------|----------|----------|------------|----------|----------|----------|------------|
| | 2015 | ORL | 0 | 1 | 0.5 | 0.5-0 | 0-0 | 0-0 | 0 | 0 | 0-0 | 0 | 0 | 0 | 1-0 |
| | 2016 | ORL | 0 | 1 | 0.5 | 0-0 | 0-0 | 0-0 | 0 | 0 | 0-0 | 0 | 1 | 0 | 1-1 |
| | Career Totals | | 0 | 2 | 1.0 | 0.5-0 | 0-0 | 0-0 | 0 | 0 | 0-0 | 0 | 1 | 0 | 2-1 |
| | Seson High | | 0 | 1 | 0.5 | 0.5-0 | 0-0 | 0-0 | 0 | 0 | 0-0 | 0 | 1 | 0 | 1-1 |



MICHAEL LINDSEY

#10

POS: WR/KR
Height: 6'1
Weight: 200
Date of Birth: 7/10/87
Experience: 5
Acquired: 6/16/16
College: N.W. Mississippi
Hometown: St. Petersburg, FL

CAREER HIGHLIGHTS: Returns for his fifth season with the Storm...Became the franchise all-time kickoff return leader with 6,039 kickoff return yards...Set the Franchise single-season for kickoff return yards his rookie year with 1,745 shattering the previous mark of 1,282 held by AFL Hall of Famer George LaFrance... Led AFL in 2011 with 11 games with more than 100 kickoff return yards...His 1,745 return yards were the third most in the AFL in 2011...Led Los Medanos (JUCO) in all-purpose yards with 1,172 as a freshman...Named to 2009 NJCAA All America First Team...Originally signed with Tampa Bay 1/5/11.

2016 TAMPA BAY STORM HIGHLIGHTS: Highlights: GP/GS – 2/2... 4/1 vs. ORL: Not on roster...4/7: Reassigned...4/9 at CLE: Not on roster...4/16 at ARI: Not on roster...5/1 vs. JAX: Not on roster...5/9 at

PHI: Not on roster...5/13 at ORL: Not on roster...5/23 vs. CLE: Not on roster...5/29 vs. ARI: Not on roster...6/3 at POR: Not on roster...6/11 vs. JAX: Not on roster...6/16: Acquired by the Storm...6/18 vs. LAK: Started at JLB...Tallied 4.0 tackles...6/24 at ORL: Started at jack linebacker...Recorded 2.0 tackles and a fumble recovery...7/11 at LAK: Not on roster...7/16 vs. PHI: Not on roster...7/23 vs. POR: Not on roster...7/31 at JAX: Not roster...PLAYOFFS: GP/GS – 0/0...8/7 at PHI: Not on roster.

2015 JACKSONVILLE SHARKS HIGHLIGHTS: GP/GS – 0/0...3/28 at NOV: Not on roster...4/3 vs. ORL: Not on roster...4/12 at PHI: Not on roster...4/17 vs. SJS: Not on roster...4/24 vs. LVO: Not on roster...5/2 at TAM: Not on roster...5/9 at CLE: Not on roster...5/16 vs. PHI: Not on roster...5/23 at NOV: Not on roster...5/31 at LAK: Not on roster...6/6 vs. ORL: Not on roster...6/12 at TAM: Not on roster...6/27 vs. CLE: Not on roster...7/11 at POR: Not on roster...7/18 vs. PHI: Not on roster...7/25 vs. TAM: Not on roster...8/1 at ORL: Not on roster...8/8 vs. NOV: Not on roster...PLAYOFFS: GP/GS – 2/0...8/15 at ORL: Saw action at KR...Had 4 kickoff returns for 35 yards...8/23 at PHI: Saw action at kick returner...Had four kickoff returns for 71 yards...8/29 vs. SJS: Inactive.

2014 HIGHLIGHTS: GP/GS – 18/2...Reeled in the first interception of his career on 3/14 vs. New Orleans and also had 154 kickoff return yards...He now has 33 100+ kickoff return yard games...Had three consecutive games with 100+ kickoff return yards (3/14, 3/21, 3/29)...The only player in Storm history to surpass 1,000 kickoff return yards in four seasons...Surpassed AFL Hall of Famer and Storm Legend, George LaFrance on 4/26 as the all-time leader in kickoff return yards and finished the season with 6,039 career yards...Finished the season with 1,665 kickoff return yards, good for second in Storm single-season history...3/14 vs. NOV: Saw action at WR/KR/JLB, having an impact on all phases of the game...Had two receptions for 19 yards and a touchdown...Reeled in an interception and had nine kick returns for 154 yards...3/21 at SAT: Saw action on special teams...Had six kick returns for 140 yards...Recorded 2.5 tackles...3/29 vs. ORL: Saw action at KR and WR...Hauled in five passes for 108 yards and a touchdown...Had six kick returns for 114 yards...4/4 vs. PHI: Saw action at WR...Caught one pass for six yards and returned two kickoffs for 30 yards...Rushed once for seven yards and a touchdown...4/11 at JAX: Saw time at WR and KR...Caught two passes for 15 yards...Had nine kickoff returns for 161 yards...4/19 at ORL: Saw action at KR and WR...Had seven kickoff returns for 110 yards and caught five passes for 77 yards and a touchdown...4/26 vs. SPO: Saw action at KR and WR...Had five kick returns for 55 yards...Caught a pass for 46 yards and a touchdown...5/3 vs. PDX: Started at WR...Caught five passes for 43 yards...Had five kick returns for 75 yards...Also saw action at JLB...Had 3.5 tackles and three forced fumbles...5/17 at PHI: Saw action at WR and KR...Had six kick returns for 110 yards...Caught two passes for 16 yards...5/24 vs. JAX: Saw action at WR and KR...Caught three passes for 28 yards...Had three kickoff returns for 71 yards...5/30 at NOV: Saw action at WR and KR...Had four kick returns for 72 yards...6/7 vs. PHI: Saw action at KR and on defense...Had five kick returns for 78 yards and tallied 1.5 tackles...6/14 at LOW: Saw action at KR and WR...Caught two passes for 27 yards and a touchdown...Had six kick returns for 136 yards...6/21 vs. ORL: Saw action at KR and WR...Caught four passes for 30 yards...Had five kick returns for 80 yards...6/27 at CLE: Saw action at kick returner...Had five kick returns for 111 yards...7/11 at SJS: Saw action at receiver and kick returner...Caught a pass for 10 yards and had five kick returns for 51 yards...7/21 at SPO: Saw action at receiver and kick returner...Caught a pass for nine yards...Had five kick returns for 79 yards...Recorded a tackle...7/26 vs. CLE: Saw action at WR/KR...Caught five passes for 74 yards and had three kick returns for 38 yards.

2013 HIGHLIGHTS: GP/GS – 17/17...Had 6 kick returns for 131 yards, including a 55 yard return for a touchdown in the Storm season opener, 3/23...Has seven games in which he recorded 100+ kickoff return yards...Has 4,323 career kickoff return yards...

3/23 vs. JAX: Started at WR...Had 6 kick returns for 131 yards and a touchdown...Caught a pass for six yards...3/30 vs. CLE: Had five returns for 72 yards...Recorded a tackle on special teams...4/6 at UTA: Started at WR...Had two receptions for 15 yards...Had three kick returns for 42 yards and recorded a tackle on special teams...4/12 vs. SAT: Started at WR...Had nine kick returns for 150 yards...Caught three passes for 16 yards...4/20 at ORL: Started at WR...Caught four passes for 61 yards and a touchdown...4/27 at SPO: Started at WR...Caught three passes for 25 yards...Had four kick returns for 23 yards...5/4 vs. NOV: Started at WR...Caught four passes for 66 yards and a touchdown...Had two kick returns for 44 yards...5/10 at SJS: Started at WR...Caught four passes for 44 yards...Had five kick returns for 70 yards...5/18 at PIT: Started at WR...Caught five passes for 80 yards and two touchdowns...Rushed twice for four yards...Had four kick returns for 58 yards...5/25 vs. PHI: Started at WR...Had a reception of four yards...Had seven kick returns for 182 yards...Saw action on defense and recorded five tackles and a forced fumble...6/1 at LOW: Started at WR...Caught eight passes for 77 yards and a touchdown...Had 9 kick returns for 196 yards...6/8 vs. ORL: Started at WR...Caught five passes for 91 yards and a touchdown...Returned five kicks for 47 yards...6/15 at NOV: Started at WR...Caught seven passes for 84 yards and a touchdown...Had seven kick returns for 110 yards...6/22 vs. CHI: Started at WR...Caught nine passes for 95 yards and two touchdowns...Had five kickoff returns for 58 yards...7/6 vs. SPO: Started at WR...Caught four passes for 30 yards and a touchdown...Had five kick returns for 55 yards...Saw action at JLB and recorded two tackles...7/13 at SAT: Started at WR...Caught four passes for 38 yards...Had kick returns for 185 yards...7/20 vs. PIT: Started at WR...Caught four passes for 30 yards...Had 6 kickoff returns for 106 yards...7/27 at JAX: Inactive reserve...PLAYOFFS: 8/3 at JAX: Started at WR...Had five receptions for 77 yards and two touchdowns...Had five kick returns for 82 yards.

2012: HIGHLIGHTS: GP/GS – 10/5...Had seven 100+ yard return games on the season, 18 in his career...Third on team with 1,457 all-purpose yards...Returned from injured reserve 6/29 vs. PHI, returning eight kicks for 169 yards and a touchdown... Had a single-game career high in kick return yards, with 209 yards, the fourth highest single-game total in team history, 7/14 vs. NOV... Caught the game winning two point conversion in overtime 7/14 vs. NOV... Finished the season with 2,837 career kickoff return yards, placing him second on the franchise all-time kickoff return yards list...3/10 at Chicago: Started at WR, caught 6 passes for 76 yards and a touchdowns, and had 6 kick returns for 113 yards...3/16 vs. GEO: Started at WR, caught 5 passes for 36 yards, had 2



MICHEAL LINDSEY STATS CONTINUED

kick returns for 26 yards, and also rushed 2 for a yard and a touchdown...3/30 vs JAX: Had 6 kick returns for 117 yards...4/6 at NOV: Inactive...4/13 vs CLE: Had 6 kick returns for 104 yards and one tackle on defense...4/20 at PHI: Had 6 kick returns for 133 yards and had 1 reception for 16 yards...4/30 vs. KCC: Had three kick returns for 32 yards, and recorded 1.5 tackles...5/5 vs. ORL: Inactive...5/12 at GEO: Had two kick returns for 37 yards, and caught a pass for eight yards...5/19 at CLE: Inactive...5/26 vs MKE: Inactive...6/2 at JAX: Injured reserve...6/15 at ORL: Injured reserve...6/23 vs SAT: Injured reserve...6/29 vs PHI: Started at WR, caught nine passes for 105 yards, and had eight kick returns for 169 yards and a touchdown...7/7 at PIT: Started at WR, caught eight passes for 47 yards, and two touchdowns...Had seven kick returns for 152 yards...Recorded a tackle...7/14 vs NOV: Started at WR, caught six passes for 49 yards and a touchdown, caught the game winning two point conversion in OT, returned 10 kicks for 209 yards...7/21 at SPO: Injured reserve.

2011: HIGHLIGHTS: GP/GS – 18/8... Scored three touchdowns in first career game at New Orleans...Third in AFL with 1,745 kick return yards, fifth with a 20.3 yard per return average and seventh with three TD returns...Led AFL with 11 100+ kick return yard games...Returned two kickoffs for a TD 3/27 vs. Cleveland...6/25 at JAX he set the franchise single-season record for kick return yards as he reached 1,293 surpassing George LaFrance's 1,282 yard performance in 1998...Surpassed 2,000 all-purpose yards against GEO on 7/16...Led team with 2,246 all-purpose yards and 14 100+ all-purpose yard games, 3/11 at New Orleans: Saw action at WR, RB and KR, led team with 137 all-purpose yards and three touchdowns, including one on a 57 yard kickoff return...3/17 at Utah: Started at WR and returned kicks, led all-players with 170 all-purpose yards, had four catches for 34 yards and a TD, returned six kicks for 136 yards...3/27 vs. Cleveland: Started at WR and returned kicks, returned five kicks for 179 yards and two TDs, added two catches for 15 yards...4/1 vs. Jacksonville: Started at WR, caught four passes for 20 yards and returned three kickoffs for 28 yards...4/15 at Philadelphia: Played WR and returned kicks, three returns for 80 yards and 14 yards on one reception...4/23 vs. Dallas: Played WR and returned kicks, caught two passes for 69 yards and a TD, returned six kicks for 102 yards, added 1.5 tackles...4/30 at Milwaukee: Returned kicks and played WR, has seven returns for 108 yards...5/6 at Orlando: Started at WR and returned kicks, led all players with 178 all-purpose yard, five receptions for 41 yards, four kick returns for 135 yards and one rush for a two-yard touchdown...5/13 vs. Kansas City: Started at WR and returned kicks, totaled 83 all-purpose yards on four returns (46) and five receptions (39)...5/20 at Spokane: Started at WR and returned kicks, snared in five catches for 34 yards, only had one return for 13 yards...6/4 at Georgia: Played WR and returned kicks, caught two passes for 26 yards and a TD, added 28 yards on three kickoff returns...6/11 vs. Pittsburgh: Returned kicks and saw action at WR, returned seven kickoffs 140 yards, no catches, surpassed 1,000 KR yards on the season...6/17 vs. Orlando: Returned kicks, had four returns for 78 yards...6/25 at Jacksonville: Saw action at WR and KR...two catches for 16 yards...seven returns for 102 yards, set franchise single-season record surpassing George LaFrance...7/1 vs. New Orleans: Returned kicks, six returns for 117 yards, his ninth 100+ yard return game of the season...7/9 at Tulsa: Returned kicks, seven total returns (6KR-1MFG) for 162 total yards, his tenth 100+ yard return game of the season...7/16 vs. Georgia: Started at WR, caught five passes for 64 yards and one touchdown, returned six kicks for 130 yards...7/23 vs. San Jose: Started at WR, caught three passes for 51 yards...Returned five kicks for 82 yards.

COLLEGE CAREER: As a freshman in 2007, he led Los Medanos in receiving yards with 776... Tallied 34 receptions and eight touchdowns... Rushed for 16 yards on two carries... Logged a career-best 255 yards and three touchdowns on seven receptions in a 34-28 win over Chabot... Second on the team in kick return yardage with 380 yards and a touchdown on 14 returns... Ranked second in scoring with 54 points... Was an All-Golden Gate conference pick as a freshman... Redshirted sophomore season... Committed to Memphis and was assigned to NW Mississippi CC in 2009... Played one season for the Rangers... Named to the 2009 NJCAA All-America Team... Played in nine games, catching 52 passes for 1,060 yards and 13 touchdowns.

PERSONAL INFORMATION: Born in St. Petersburg, Florida... A business administration major... Prepped at Boca Ciega H.S (St. Pete, FL)... Also played DB.

CAREER AFL STATISTICS

RECEIVING

| YEAR | TEAM | REC | YDS | AVG | TD | LG | YDS/G | G-S |
|----------------------|------|------------|--------------|-------------|-----------|-----------|--------------|--------------|
| 2011 | TAM | 44 | 440 | 10.0 | 4 | 45 | 24.4 | 18-8 |
| 2012 | TAM | 40 | 364 | 9.1 | 6 | 44 | 36.4 | 10-5 |
| 2013 | TAM | 73 | 820 | 11.2 | 12 | 40 | 48.2 | 17-17 |
| 2014 | TAM | 39 | 508 | 13.0 | 5 | 46 | 28.2 | 18-2 |
| Career Totals | | 196 | 2,132 | 10.9 | 27 | * | 33.8 | 63-32 |
| Game Highs | | 9 | 108 | 34.5 | 2 | 46 | 108.0 | . |
| Season Highs | | 73 | 820 | 13.0 | 12 | 46 | 48.2 | 18-8 |

RECEIVING (POSTSEASON)


| YEAR | TEAM | REC | YDS | AVG | TD | LG | YDS/G | G-S |
|----------------------|------|----------|-----------|-------------|----------|----------|-------------|------------|
| 2013 | TAM | 5 | 77 | 15.4 | 2 | 45 | 77.0 | 1-1 |
| 2015 | JAX | 0 | 0 | 0.0 | 0 | 0 | 0.0 | 1-0 |
| Career Totals | | 5 | 77 | 15.4 | 2 | * | 77.0 | 1-1 |
| Season Highs | | 5 | 77 | 15.4 | 2 | * | 77.0 | 1-1 |

RUSHING

| YEAR | TEAM | ATT | YDS | AVG | TD | LG | YDS/G | G-S |
|----------------------|------|-----------|-----------|------------|----------|----------|------------|--------------|
| 2011 | TAM | 8 | -2 | -0.3 | 3 | 3 | -0.1 | 18-8 |
| 2012 | TAM | 2 | 1 | 0.5 | 1 | 3 | 0.1 | 10-5 |
| 2013 | TAM | 6 | 4 | 0.7 | 0 | 4 | 0.2 | 17-17 |
| 2014 | TAM | 7 | 22 | 3.1 | 1 | 8 | 1.2 | 18-2 |
| Career Totals | | 16 | 3 | 0.2 | 5 | * | 0.1 | 45-30 |
| Game Highs | | 3 | 8 | 1.2 | 2 | 8 | 2.0 | . |
| Season Highs | | 8 | 22 | 3.1 | 3 | 8 | 1.2 | 18-8 |

| YEAR | TEAM | KICKOFF RETURNS | | | | MISSED FG RETURNS | | | | | | |
|----------------------|------|-----------------|-------------|-------------|----------|-------------------|----------|-----------|-------------|----------|-----------|-------------|
| | | RET | YDS | AVG | TD | LG | RET | YDS | AVG | TD | LG | TOTAL |
| 2011 | TAM | 86 | 1745 | 20.3 | 3 | 57 | 2 | 63 | 31.5 | 0 | 39 | 1808 |
| 2012 | TAM | 56 | 1092 | 19.3 | 1 | 56 | 0 | 0 | 0.0 | 0 | 0 | 1082 |
| 2013 | TAM | 90 | 1537 | 17.1 | 1 | 55 | 0 | 0 | 0.0 | 0 | 0 | 1537 |
| 2014 | TAM | 94 | 1665 | 17.7 | 0 | 46 | 0 | 0 | 0.0 | 0 | 0 | 1665 |
| Career Totals | | 326 | 6039 | 18.5 | 4 | * | 2 | 63 | 31.5 | 0 | * | 4427 |
| Game Highs | | 10 | 209 | 39.3 | 2 | 57 | 1 | 39 | 39.0 | 0 | 39 | 209 |
| Season Highs | | 94 | 1745 | 20.3 | 3 | 57 | 2 | 63 | 31.5 | 0 | 39 | 1808 |

| YEAR | TEAM | KICKOFF RETURNS (POSTSEASON) | | | | MISSED FG RETURNS (POSTSEASON) | | | | | | |
|----------------------|------|------------------------------|------------|-------------|----------|--------------------------------|----------|----------|------------|----------|----------|------------|
| | | RET | YDS | AVG | TD | LG | RET | YDS | AVG | TD | LG | TOTAL |
| 2013 | TAM | 5 | 82 | 16.4 | 0 | 25 | 0 | 0 | 0.0 | 0 | 0 | 82 |
| 2015 | JAX | 8 | 136 | 17.0 | 0 | 35 | 0 | 0 | 0.0 | 0 | 0 | 136 |
| Career Totals | | 13 | 218 | 16.8 | 0 | 0 | 0 | 0 | 0.0 | 0 | 0 | 218 |
| Season Highs | | 8 | 136 | 17.0 | 0 | 35 | 0 | 0 | 0.0 | 0 | 0 | 136 |



MILES MASON

#69

POS: OL

Height: 6'4

Weight: 365

Date of Birth: 8/25/1989

Experience: 1

Acquired: 2/14/17

College: Utah

Hometown: Los Angeles, CA

CAREER HIGHLIGHTS: Began his professional career with Edmonton Eskimos of the Canadian Football League in 2013...Spent time with LA KISS...Acquired by the Storm on February 14, 2017.

2015 LA KISS HIGHLIGHTS: GP/GS – 9/7...3/27 at POR: Not on roster...4/4 at SJS: Not on roster...4/11 vs. LVO: Not on roster...4/18 at ORL: Not on roster...4/25 vs. ARI: Not on roster...5/4 at LVO: Not on roster...5/8 at SPO: Not on roster...5/16 at POR: 5/22: Assigned to the LA KISS...5/31 vs. JAX: Inactive...6/7 vs. POR: Started at guard...6/13 at SJS: Started at guard...6/20 vs. PHI: Started at guard...Rushed once for 10 yards...6/27 vs. ARI: Started at guard...7/12 vs. SPO: Saw action on the offensive line...Rushed three times for 25 yards and a touchdown...7/18 vs. LVO: Started at FB...Rushed five times for 25 yards and a touchdown...Caught a pass for four yards...7/26 at ARI: Started at FB...8/1 at TAM: Started at FB...Rushed two times for six yards and a touchdown...Caught two passes for 20 yards and a touchdown...8/8 vs. SJS: Saw action on the offensive line.

OTHER PROFESSIONAL EXPERIENCE: Spent time with the Edmonton Eskimos in 2013.

COLLEGE INFORMATION: Began his professional career at El Camino Junior College before settling in at Utah...UTAH: 2012 (Senior): Started in 10-of-11 games for the Utes...Was in for 558 plays, allowing just one sack...2011 (Junior): Started in 11-of-12 games...EL CAMINO J.C.: 2010 (Sophomore): Earned second-team All-Southern California Football Association honors...2009 (Freshman): Appeared on the offensive line.

PERSONAL INFORMATION: Born August 25, 1987.



OJ MAU

#98

POS: DL
Height: 6'1
Weight: 305
Date of Birth: 9/28/94
Experience: R
Acquired: 2/2/17
College: Gardner-Webb
Hometown: Masefau, AS

CAREER HIGHLIGHTS: Began his professional career with the Baltimore Ravens when he signed with the team as an undrafted rookie free agent in 2016...Acquired by the Storm on February 2, 2017.

OTHER PROFESSIONAL EXPERIENCE: Spent time with the Baltimore Ravens (NFL) and the Ottawa REDBLACKS of the Canadian Football League.

COLLEGE INFORMATION: Played four seasons at Gardner-Webb...A three-time All-America selection...Started in 35-of-45 games for the Runnin' Bulldogs...2015 (Senior): Earned STATS FCS All-America and Association Press All-America honors...Started in 11-of-11 games...Recorded 60.0 tackles, 14.0 tackles

for loss, 4.5 sacks, a pass breakup and a blocked kick...2014 (Junior): First-Team All-Big South selection...Named to the College Sporting News Fabulous Fifty All-America Team...Started in 11-of-12 games...Tallied 60.0 tackles, 10.0 tackles for loss, 5.0 sacks, two forced fumbles, a fumble recovery and a blocked kick...2013 (Sophomore): Earned fourth-team FCS All-America honors and a first-team All-Big South Conference selection...Started in 11-of-12 games...Recorded 54.0 tackles, 9.0 tackles for loss, 4.0 sacks and a fumble recovery...2012 (Freshman): Started in 2-of-10 games...Tallied 20.0 tackles, 1.5 tackles for loss, and 1.5 sacks.

PERSONAL INFORMATION: Born September 28, 1994...Prepped at Faga'itua H.S. (Faga'itua, AS)...Played on the American Samoa All-Star Team in the 2012 Oceania Bowl...Helped lead the team to a 93-7 victory over Australia.



JUSTIN MCCRAY

#64

POS: OL/FB
Height: 6'3
Weight: 315
Date of Birth: 5/31/1992
Experience: 1
Acquired: 10/13/16
College: Central Florida
Hometown: Miami, FL

CAREER HIGHLIGHTS: Began his professional career with the Tennessee Titans of the National Football League in 2014 as an undrafted rookie free agent...Spent his rookie season with the Orlando Predators in 2016...Acquired by the Storm on October 13, 2016.

2016 ORLANDO PREDATORS HIGHLIGHTS: GP/GS – 14/14...4/1 at TAM: Started at fullback...Rushed once for four yards...4/9 vs. POR: Inactive...4/18 at JAX: Started at fullback...Caught a pass for nine yards...4/23 vs. LAK: Started at fullback...4/29 at CLE: Started at fullback...Rushed once for no gain...5/7 vs. ARI: Started at fullback...Caught a pass for nine yards...5/13 vs. TAM: Started at fullback...5/21 at

PHI: Started at tight end...Caught a pass for seven yards...5/27 vs. JAX: Inactive...6/5 at LAK: Started at fullback...Caught a pass for five yards...6/11 vs. CLE: Started at fullback...6/18 at JAX: Started at fullback...6/24 vs. TAM: Started at fullback...7/9 at POR: Started at tight end...7/18 at ARI: Started on offensive line...7/30 vs. PHI: Started at fullback...PLAYOFFS: GP/GS – 1/1...8/6 vs. JAX: Started at fullback.

OTHER PROFESSIONAL EXPERIENCE: Spent time with the Tennessee Titans in 2014.

COLLEGE INFORMATION: Played four seasons at Central Florida...2013 (Senior): Earned All-American Conference first team honors...Started in 13-of-13 games for the Knights...2012 (Junior): Started in seven games on the offensive line...2011 (Sophomore): Started in 5-of-11 games...2010 (Freshman): Earned Conference USA All-Freshman honors...Appeared in seven games.

PERSONAL INFORMATION: Born May 31, 1992...Has a twin brother who played for the Orlando Predators in 2016...Prepped at Southridge High School (Miami, FL)...Earned Miami Herald All-Dade County honors as a senior...A two-sport athlete, was a district champion in wrestling.

CAREER AFL STATISTICS

| RUSHING | | | | | | | | |
|----------------------|------|----------|----------|------------|----------|----------|------------|--------------|
| YEAR | TEAM | ATT | YDS | AVG | TD | LG | YDS/G | G-S |
| 2016 | ORL | 2 | 4 | 2.0 | 0 | 4 | 0.1 | 14-14 |
| Career Totals | | 2 | 4 | 2.0 | 0 | 4 | 0.1 | 14-14 |
| Game Highs | | 1 | 4 | 4.0 | 0 | * | 4.0 | |
| Season Highs | | 2 | 4 | 2.0 | 0 | 4 | 0.1 | 14-14 |

| RECEIVING (REGULAR SEASON) | | | | | | | | |
|----------------------------|------|----------|-----------|------------|----------|----------|------------|--------------|
| YEAR | TEAM | REC | YDS | AVG | TD | LG | YDS/G | G-S |
| 2016 | TAM | 4 | 30 | 7.5 | 0 | 9 | 2.1 | 14-14 |
| Career Totals | | 4 | 30 | 7.5 | 0 | 9 | 2.1 | 14-14 |
| Game Highs | | 1 | 9 | 9.0 | 0 | 9 | 9.0 | * |
| Season Highs | | 4 | 30 | 7.5 | 0 | 9 | 2.1 | 14-14 |



RAYMOND MCNEIL

#50

POS: OL
Height: 6'2
Weight: 325
Date of Birth: 10/14/1984
Experience: 7
Acquired: 9/17/2013
College: Fort Valley State
Hometown: Riverside, CA

CAREER HIGHLIGHTS: Acquired by the Storm via trade with the San Jose SaberCats, September 17, 2013

2016 JACKSONVILLE SHARKS HIGHLIGHTS: GP/GS – 16/16...4/2 at LAK: Inactive...4/11 at PHI: Started at Center...4/18 vs. ORL: Inactive...4/23 vs. ARI: Started at WR...Caught 10 passes for 97 yards and four touchdowns...5/1 at TAM: Started at Center...5/7 at CLE: Started at Center...5/21 vs. POR: Started at Center...5/27 at ORL: Started at Center...6/4 vs. PHI: Started at Center...6/11 at TAM: Started at Center...6/18 vs. ORL: Started at Center...6/25 vs. CLE: Inactive...7/9 at ARI: Started at Center...7/16 at POR: Started at Center...7/23 vs. LAK: Started at Center...7/30 vs. TAM: Started at Center...PLAYOFFS: GP/GS – 2/2...8/6 at ORL: Started at Center...8/14 at PHI: Started at Center.

2015 JACKSONVILLE SHARKS HIGHLIGHTS: GP/GS – 16/16...3/28 at NOV: Started at Center...4/3 vs. ORL: Started at Center...4/12 at PHI: Started at Center...4/17 vs. SJS: Started at Center...4/24 vs. LVO: Started at Center...5/2 at TAM: Started at Center...5/9 at CLE: Started at Center...5/16 vs. PHI: Started at Center...5/23 at NOV: Started at Center...5/31 at LAK: Started at Center...6/6 vs. ORL: Started at Center...6/12 at TAM: Started at Center...6/27 vs. CLE: Inactive...7/11 at POR: Started at Center...7/18 vs. PHI: Started at Center...7/25 vs. TAM: Inactive...8/1 at ORL: Started at Center...8/8 vs. NOV: Started at Center...PLAYOFFS: GP/GS – 2/2...8/15 at ORL: Started at Center...8/23 at PHI: Started at Center...8/29 vs. SJS: Inactive.

2014 TAMPA BAY STORM HIGHLIGHTS: GP/GS – 18/18...3/14 vs. NOV: Started at Center...3/21 at SAT: Started at Center...3/29 vs. ORL: Started at Center...4/4 vs. PHI: Started at C...4/11 at JAX: Started at C...4/19 at ORL: Started at C...4/26 vs. SPO: Started at C...5/3 vs. SPO: Started at C...5/17 at PHI: Started at C...5/24 vs. JAX: Started at C...5/30 at NOV: Started at C...6/7 vs. PHI: Started at C...6/14 at IOW: Started at C...6/21 vs. ORL: Started at C...6/27 at CLE: Started at C...7/11 at SJS: Started at C...7/21 at SPO: Started at C...7/26 vs. CLE: Started at C.

2013 SAN JOSE SABERCATS HIGHLIGHTS: GP/GS – 15/12...3/23 at SAT: Started at Center...3/29 vs. ORL: Started at Center...4/6 at ARI: Started at Center...4/19 vs. SPO: Started at Center...4/27 at NOV: Started at Center...5/4 vs. CLE: Started at Center...5/10 vs. TAM: Started at Center...5/18 at JAX: Started at Center...5/25 vs. UTA: Started at Center...6/1 at SPO: Started at Center...6/8 vs. PIT: Saw time on the offensive line...6/15 at IOW: Started at center...Recovered a fumble...6/22 vs. ARI: Saw action on the offensive line...6/29 at UTA: Started at Center...7/6 vs. SAT: Saw action on the offensive line...7/13 at PIT: Inactive...7/20 vs. PHI: Inactive...7/27 vs. CHI: Inactive.

2012 MILWAUKEE MUSTANGS HIGHLIGHTS: GP/GS – 14/13...3/17 at ARI: Started on the offensive line...3/23 at NOV: Started on the offensive line...3/29 vs. PIT: Started on the offensive line...4/14 at SPO: Started on the offensive line...4/21 at CHI: Did not play...4/28 vs. UTA: Started on the offensive line...5/5 at PHI: Started on the offensive line...5/11 vs. CLE: Did not play...5/18 vs. GEO: Saw action on the offensive line...5/26 at TAM: Started on the offensive line...6/2 vs. SJS: Started on the offensive line...6/8 vs. PHI: Started on the offensive line...6/16 at PIT: Started on the offensive line...6/22 vs. ARI: Did not play...6/29 at CLE: Started on the offensive line...7/6 at JAX: Started on the offensive line...7/14 at CHI: Did not play...7/22 at ORL: Appeared on the offensive line.

2011 HIGHLIGHTS: Started the 2011 season with the Utah Blaze before being traded to the Spokane Shock...UTAH BLAZE HIGHLIGHTS: GP/GS – 9/9...3/17 vs. TAM: Started on the offensive line...3/26 at ORL: Started on the offensive line...3/31 vs. DAL: Started on the offensive line...4/8 at SJS: Started on the offensive line...4/15 vs. SPO: Started on the offensive line...4/23 at ARI: Started on the offensive line...5/6 at GEO: Did not play...5/14 vs. MIL: Started on the offensive line...5/21 vs. SJS: Started on the offensive line...5/27 at IOW: Started on the offensive line...SPOKANE SHOCK HIGHLIGHTS: GP/GS – 6/6...6/10 vs. PHI: Started on the offensive line...6/18 vs. CHI: Started on the offensive line...6/25 at NOV: Started on the offensive line...7/2 at ARI: Started on the offensive line...7/9 vs. UTA: Started on the offensive line...7/16 vs. SPO: Started on the offensive line...7/23 at JAX: Did not play...PLAYOFFS: GP/GS – 1/1...7/29 at ARI: Started on the offensive line.

2010 MILWAUKEE IRON (AFL) HIGHLIGHTS: Helping anchor a record-setting offense that led them to an 11-5 record.

OTHER PROFESSIONAL EXPERIENCE: Earned First Team All-af2 honors for the Green Bay Blizzard in 2008 and Milwaukee Iron in 2009.

COLLEGE INFORMATION: Attended Fort Valley State University (GA)...as an All-Southern Interscholastic Athletic Conference selection...Played in the Magnolia Gridiron Classic All-Star game.

PERSONAL INFORMATION: Prepped at Jarupa Valley High School (Riverside, CA).



JORDAN MILLER

 #99

POS: DL
Height: 6'1
Weight: 335
Date of Birth: 2/1/1988
Experience: 1
Acquired: 1/25/2017
College: Southern
Hometown: Nashville, TN

CAREER HIGHLIGHTS: Began his professional career with the Chicago Bears of the National Football League in 2011 as an undrafted rookie free agent...Spent the 2016 season with the Jacksonville Sharks... Acquired by the Tampa Bay Storm on January 25, 2017.

2016 JACKSONVILLE SHARKS HIGHLIGHTS: GP/GS – 9/8... 4/2 at LAK; Not on roster...4/11 at PHI; Not on roster...4/18 vs. ORL; Not on roster...4/23 vs. ARI; Not on roster...5/1 at TAM; Not on roster...5/7 at CLE; Not on roster...5/21 vs. POR; Not on roster...5/24; Assigned to the Sharks...5/27 at ORL; Saw action on the defensive line...6/4 vs. PHI; Inactive...6/11 at TAM; Started at NG...Recorded a half tackle and returned an interception 28 yards for a touchdown...6/18 vs. ORL; Started at NG...Tallied a half tackle...6/25 vs. CLE; Started at NG...Recorded 2.5 tackles...7/9 at ARI; Started at NG...7/16 at POR; Started at NG...Tallied 1.0 tackle...7/23 vs. LAK; Started at NG...Recorded 1.0 tackle, 1.0 sack and a pass breakup...7/30 vs. TAM; Started at NG...Recorded a half tackle, half tackle for loss and a half sack...PLAYOFFS: GP/GS – 2/2...8/6 at ORL; Started at NG...Recorded 1.0 tackle and a fumble recovery...8/14 at PHI; Started at NG.

OTHER PROFESSIONAL EXPERIENCE: Spent time with the Chicago Bears and Jacksonville Jaguars.

COLLEGE INFORMATION: Played three seasons at Southern University...2010 (Senior); Appeared in 11 games for the Jaguars...Recorded 32 tackles, 15.0 tackle for loss and 7.0 sacks...2009 (Junior); Appeared in 11 games...Recorded 54.0 tackles, 9.5 tackles for loss, 5.5 sacks and a pass breakup...2008 (Sophomore); Appeared in 9 games...Recorded 4.0 tackles, 3.0 tackles for loss and 3.0 sacks.

PERSONAL INFORMATION: Prepped at Largo H.S. (Upper Marlboro, MD)...Born February 1, 1988.



MAX NACEWICZ

 #49

POS: DL
Height: 6'2
Weight: 255
Date of Birth: 6/5/93
Experience: R
Acquired: 1/23/17
College: Springfield College
Hometown: Sandy Hook, CT

CAREER HIGHLIGHTS: Acquired by the Storm on January 23, 2017.

COLLEGE INFORMATION: Played four seasons at Springfield College...Springfield's all-time leader in sacks (34.0) and tackles for loss (57.0)...A two-time All-American linebacker...Liberty League Defensive Player of the Year...2015 (Senior); Appeared in 10 games...Recorded 104.0 tackles, 16.0 tackles for loss, 7.0 sacks and three pass breakups...2014 (Junior); Appeared in 10 games...Tallied 104.0 tackles, 10.5 tackles for loss, 7.0 sacks, an interception, a pass breakup, a forced fumble and a fumble recovered for a touchdown...2013; Appeared in one game before going down with an injury...Recorded 4.0 tackles, 3.0 tackles for loss and a sack...2012 (Sophomore); Appeared in 11 games...Tallied 49.0 tackles, 20.5 tackles for loss, 14.5 sacks, a pass breakup, a forced fumble and a fumble recovery...2011 (Freshman); Appeared in 10 games...Recorded 41.0 tackles, 7.0 tackles for loss, 4.5 sacks, and a pass breakup.

PERSONAL INFORMATION: Born June 5, 1993...Prepped at Newtown H.S. (Sandy Hook, CT)...A two-sport athlete, playing both football and lacrosse.



AL PHILLIPS

 #23

POS: DB
Height: 5'11
Weight: 190
Date of Birth: 10/14/85
Experience: 6
Acquired: 12/18/14
College: Wagner
Hometown: Hialeah, FL

CAREER HIGHLIGHTS: Began his Arena Football League career with the Spokane Shock...Played three seasons with the Utah Blaze...Played the 2014 season with the Pittsburgh Power...Is the Storm all-time single-season leader with 39 pass breakups...Acquired by the Storm on December 18, 2014.

2016 ARIZONA RATTTLERS HIGHLIGHTS: GP/GS – 9/3...4/1 at POR; Not on roster...4/9 at LAK; Not on roster...4/16 vs. TAM; Not on roster...4/23 at JAX; Not on roster...4/30 vs. POR; Saw action at DB...Recorded 6.0 tackles and an interception...5/7 at ORL; Started at DB...Tallied 4.0 tackles...5/14 at PHI; Started at DB...Recorded 2.0 tackles...5/21 vs. LAK; Inactive...5/29 at TAM; Saw action at DB...Recorded 5.5 tackles, 1.0 tackle for loss and two pass breakups...6/3 at CLE; Saw action at DB...Led the game with 7.0 tackles and a pass breakup...6/11 vs. POR; Inactive...6/17 vs. PHI; Saw action at DB...Recorded a tackle...6/26 at LAK; Saw action at DB...Recorded 2.5 tackles...7/9 vs. JAX; Inactive...7/18 vs. ORL; Started at DB...Tallied 3.5 tackles and two pass breakups...7/24 vs. CLE; Saw action at DB...Recorded 2.5 tackles and two pass breakups...POSTSEASON: GP/GS – 3/0...4/6 vs. POR; Saw action at DB...Tallied 1.5 tackles...4/13 vs. CLE; Saw action at DB...Recorded 3.5 tackles...4/26 vs. PHI; Saw action at DB.

pass breakup...6/11 vs. POR; Inactive...6/17 vs. PHI; Saw action at DB...Recorded a tackle...6/26 at LAK; Saw action at DB...Recorded 2.5 tackles...7/9 vs. JAX; Inactive...7/18 vs. ORL; Started at DB...Tallied 3.5 tackles and two pass breakups...7/24 vs. CLE; Saw action at DB...Recorded 2.5 tackles and two pass breakups...POSTSEASON: GP/GS – 3/0...4/6 vs. POR; Saw action at DB...Tallied 1.5 tackles...4/13 vs. CLE; Saw action at DB...Recorded 3.5 tackles...4/26 vs. PHI; Saw action at DB.

2015 TAMPA BAY STORM HIGHLIGHTS: GP/GS – 18/18... 3/27 vs. CLE; Started at DB...Recorded 5 tackles and a pass breakup...4/3 at POR; Started at DB...Recorded 5.5 tackles and a pass breakup...4/10 vs. SJS; Started at DB...Tallied 4.5 tackles, a tackle for loss, a forced fumble and a pass breakup...4/17 vs. NOV; Started at DB...Led all defenders with eight tackles and four pass breakups...4/24 at CLE; Started at DB...Led the game with 10.5 tackles and three pass breakups...5/2 vs. JAX; Started at WR...Led all defenders with 6.5 tackles, four pass breakups and an interception...5/16 at ORL; Started at DB...Recorded 8.0 tackles including a tackle for loss of three yards and two pass breakups...5/22 vs. PHI; Started at DB...Recorded 6.0 tackles, an interception and a pass breakup...5/30 vs. NOV; Started at DB...Tallied 5.5 tackles...6/6 at ARI; Started at DB...Tallied five tackles and two pass breakups...6/12 vs. JAX; Started at DB...Led all defenders with 13.0 tackles and six pass breakups...6/19 at CLE; Started at DB...Recorded three tackles, a tackle for loss and three pass breakups...6/26 at PHI; Started at DB...Led all tacklers with 6.5 tackles and two pass breakups...7/11 vs. ORL; Started at DB...Tallied 6.5 tackles and three pass breakups...7/18 at NOV; Started at DB...Tallied 4.0 tackles and two pass breakups...7/25 at JAX; Started at DB...Tallied 3.5 tackles...8/1 vs. LAK; Started at DB...Tallied 4.0 tackles, two pass breakups and an interception...8/8 at ORL; Started at DB...Recorded 2.0 tackles.

2014 PITTSBURGH POWER HIGHLIGHTS: GP/GS – 16/8...Led the Power with 87.5 tackles and was ranked third on the team with 16 pass breakups...3/15 vs. CLE; Not on roster...3/29 vs. SJS; Not on roster...4/4 at SAT; Saw action at DB...Recorded three tackles...4/11 vs. NOV; Saw action at DB...Tallied three tackles...4/19 at ARI; Saw action at DB...Tallied 1.5 tackles...4/26 at CLE; Played at DB...Tallied 1.5 tackles and two pass breakups...5/3 vs. PHI; Saw action at DB...Recorded three tackles...5/9 at SPO; Saw action at DB...Recorded three tackles and a pass breakup...5/17 vs. LAK; Started at DB...Tallied nine tackles, an interception and a pass breakup...5/24 at ORL; Saw action at DB...Tallied three tackles and a pass breakup...5/31 vs. CLE; Started at DB...Recorded seven tackles, two interceptions and two pass breakups...6/7 vs. NOV; Started at DB...Tallied 4.5 tackles...6/14 at PHI; Started at DB...Led the game with 9.5 tackles and an interception...6/20 vs. IOW; Started at DB...Led the game with 13 tackles...6/28 at JAX; Started at DB...Recorded nine tackles, five pass breakups and an interception...7/7 at NOV; Started at DB...Recorded 11 tackles, a tackle for loss and two pass breakups...7/19 at IOW; Started at DB...Tallied 4.5 tackle and one interception...7/26 vs. PHI; Started at DB...Tallied two tackles...PLAYOFFS: GP/GS - 1/0...8/3 at ORL; Saw action at DB...Recorded 1.5 tackles and pass breakup.

2013 UTAH BLAZE HIGHLIGHTS: GP/GS – 9/8...3/23 at PIT; Started at DB...Recorded six tackles and a pass breakup...3/29 vs. ARI; Started at DB...Recorded four tackles...4/6 vs. TAM; Started at DB...Tallied three tackles...4/20 vs. CHI; Started at DB...Recorded three tackles and pass breakups...4/27 at CLE; Saw action at DB...5/4 at SPO; Did not see any action...5/11 at ARI; Started at JLB...Tallied 3.5 tackles...5/18 vs. IOW; Started at JLB...Recorded 2.0 tackles...5/25 at SJS; Did not see any action...6/3 at SAT; Did not see any action...6/8 at CHI; Did not see any action...6/15 vs. JAX; Did not see any action...6/21 at SPO; Did not see any action...6/29 vs. SJS; Did not see any action...7/6 vs. NOV; Did not see any action...7/12 at PHI; Did not see any action...7/20 at IOW; Started at DB...Recorded 2.5 tackles...7/27 vs. CLE; Started at DB...Tallied four tackles and a pass breakup.

2012 UTAH BLAZE HIGHLIGHTS: GP/GS – 14/13...3/10 at SAT; Did not see any action...3/17 at IOW; Started at DB...3/24 vs. SJS; Started at DB...Recorded five tackles including a half tackle for loss...3/31 vs. NOV; Started at DB...Tallied five tackles a pass breakup...4/13 at JAX; Did not see any action...4/20 vs. IOW; Did not see any action...4/28 at MKE; Started at DB...Recorded a half tackle...5/4 at SPO; Did not see any action...5/11 at SJS; Started at DB...Recorded six tackles...5/19 vs. ARI; Started at DB...Recorded 3.5 tackles and an interception...5/26 vs. SAT; Started at DB...Recorded five tackles...6/2 at KCC; Started at DB...Recorded two tackles and a pass breakup...6/9 vs. CHI; Started at DB...Tallied four tackles...6/16 at SPO; Saw action at DB...Tallied four tackles...6/23 vs. GEO; Started at DB...Tallied 4.5 tackles and three pass breakups...7/6 at ARI; Started at DB...Recorded three tackles and a pass breakup...7/13 vs. CLE; Started at DB...Tallied 6.5 tackles, a pass breakup and an interception...7/22 at PHI; Started at DB...Recorded a tackle...PLAYOFFS: GP/GS – 2/2...7/27 at SAT; Started at DB...Recorded four pass breakups and a pass breakup...8/4 at ARI; Started at DB...Recorded six tackles and an interception.

2011 UTAH BLAZE HIGHLIGHTS: GP/GS – 18/17...Led the team with 91.5 tackles...3/17 vs. TAM; Started at DB...Recorded 1.5 tackles, an interceptions and two pass breakups...3/26 at ORL; Started at DB...Tallied three tackles and a pass breakup...3/31 vs. DAL; Started at DB...Tallied 1.5 tackles, an interceptions and a fumble return...4/8 at SJS; Started at DB...Tallied three tackles and a pass breakup...4/15 vs. SPO; Started at JLB...Tallied 7.5 tackles and a pass breakup...4/23 at ARI; Started at DB...Recorded seven tackles...5/6 at GEO; Started at DB...Led the team with seven tackles...5/14 vs. MKE; Started at DB...Tallied five tackles, a pass breakup, a forced fumble, and fumble recovery...5/21 vs. SJS; Started at DB...Tallied six tackles and a pass breakup...5/27 at IOW; Started at DB...Recorded five tackles...6/4 vs. IOW; Started at DB...Had a tackle and two pass breakups...6/11 at TUL; Started at DB...Tallied 7.5 tackles and a pass breakup...6/18 vs. PIT; Started at DB...Led the game with nine tackles...Tallied a TFL and a fumble recovery...6/24 vs. KCC; Started at DB...Led the game with 9.5 tackles, four pass breakups and an interception...7/1 at CHI; Started at DB...Tallied 3.5 tackles and two pass breakups...7/9 at SPO; Started at DB...Had five tackles and a pass breakup...7/16 vs. NOV; Started at DB...Tallied 5.5 tackles, an interception, a forced fumble and a pass breakup...7/22 at CLE; Started at DB...Tallied four tackles.



2010 SPOKANE SHOCK HIGHLIGHTS: GP/GS – 4/*...4/2 vs. MKE: Saw action at DB...Recorded 4.5 tackles...4/9 at UTA: Saw action at DB...Tallied 3.5 tackles and two pass breakups...4/17 vs. BSB: Saw action at DB...Tallied 4.5 tackles...5/1 vs. CLE: Inactive...5/7 at ARI: Inactive...5/16 at OKC: Inactive...5/22 vs. UTA: Inactive...5/29 vs. JAX: Saw action at DB...6/3: Reassigned...Milwaukee Iron Highlights: GP/GS – 4/*...6/5 at ARI: Not on roster...6/12 vs. CLE: Not on roster...6/19 at CHI: Not on roster...6/26 vs. SPO: Saw action at DB...Recorded 4.5 tackles...7/2 at UTA: Saw action at DB...Tallied 4.5 tackles and a fumble recovery...7/17 vs. ORL: Saw action at DB...Recorded 5.5 tackles...7/24 at IOW: Saw action at DB...7/31 at CLE: Did not see any action.

COLLEGE INFORMATION: Played at Wagner College for four seasons...Was a three-time Mid-Major All-American for the Seahawks...Ranked third all-time in Wagner history with 17 interceptions...Set a Division I-AA record for longest kickoff return for a touchdown (95 yards)...2007 (Senior): Started in 11-of-11 games...Tallied 37 tackles, 11 pass breakups, seven interceptions a half tackle for loss and a forced fumble...Also had 13 punt returns for 146 yards and 16 kick returns for 441 yards...2006 (Junior): Started in 11-of-11 games...A first team All-Northeast Conference Selection and a Don Hansen's All-American...Recorded 39 tackles, 1.5 tackles for loss, five pass breakups, four interceptions and a forced fumble...Had 27 punt returns for 234 yards and 24 kick returns for 458 yards...2005 (Sophomore): Started in 11-of-11 games for the Seahawks...Was a Sports Network Mid Major and a College Sports Report I-AA All-American...A first team All-Northeast Conference selection...Tallied 49 tackles, 1.5 tackles for loss, 14 pass breakups, five interceptions and a forced fumble...Had 11 punt returns for 93 yards...2004 (Freshman): Played in 11 games...Tallied 42 tackles, three pass breakups and an interceptions...Had a kick return of 10 yards and nine punt returns for 178 yards.

PERSONAL INFORMATION: Born October 14, 1985...A member of the Army National Reserves.

CAREER AFL STATISTICS

DEFENSE

| SEASON | TEAM | UT | A | TT | TFL-YDS | SACK-YDS | INT-YDS | PBU | FF | FR-YDS | TD | QH | BLK | G-S |
|----------------------|------|------------|------------|--------------|--------------|------------|--------------|-----------|----------|------------|----------|----------|----------|--------------|
| 2010 | SPO | 9 | 7 | 12.5 | 0-0 | 0-0 | 0-0 | 2 | 0 | 0-0 | 0 | 0 | 0 | 4-0 |
| 2010 | MKE | 12 | 4 | 14.0 | 0-0 | 0-0 | 0-0 | 1 | 0 | 0-0 | 0 | 0 | 0 | 4-0 |
| 2011 | UTA | 76 | 31 | 91.5 | 1.0-1 | 0-0 | 4-9 | 18 | 2 | 3-8 | 0 | 0 | 0 | 18-17 |
| 2012 | UTA | 40 | 20 | 50.0 | 0.5-1 | 0-0 | 2-14 | 8 | 0 | 0-0 | 0 | 0 | 0 | 14-13 |
| 2013 | UTA | 22 | 12 | 28.0 | 0-0 | 0-0 | 0-0 | 4 | 0 | 0-0 | 0 | 0 | 0 | 9-8 |
| 2014 | PIT | 76 | 23 | 87.5 | 1.0-2 | 0-0 | 5-36 | 16 | 0 | 0-0 | 0 | 0 | 0 | 16-8 |
| 2015 | TAM | 96 | 22 | 107.0 | 2.0-4 | 0-0 | 3-0 | 39 | 1 | 0-0 | 0 | 0 | 0 | 18-18 |
| 2016 | ARI | 29 | 10 | 34.0 | 1.0-2 | 0-0 | 1-0 | 7 | 0 | 0-0 | 0 | 0 | 0 | 9-3 |
| Career Totals | | 331 | 119 | 390.5 | 4.5-8 | 0-0 | 14-59 | 88 | 3 | 3-8 | 0 | 0 | 0 | 92-67 |
| Season Highs | | 96 | 31 | 107.0 | 2.0-4 | 0-0 | 5-36 | 39 | 2 | 3-8 | 0 | 0 | 0 | 18-18 |

DEFENSE (POSTSEASON)

| SEASON | TEAM | UT | A | TT | TFL-YDS | SACK-YDS | INT-YDS | PBU | FF | FR-YDS | TD | QH | BLK | G-S |
|----------------------|------|-----------|----------|-------------|------------|------------|------------|----------|----------|------------|----------|----------|----------|------------|
| 2012 | UTA | 8 | 4 | 10.0 | 0-0 | 0-0 | 1-0 | 1 | 0 | 0-0 | 0 | 0 | 0 | 2-2 |
| 2014 | PIT | 1 | 1 | 1.5 | 0-0 | 0-0 | 0-0 | 1 | 0 | 0-0 | 0 | 0 | 0 | 1-0 |
| 2016 | ARI | 3 | 4 | 5.0 | 0-0 | 0-0 | 0-0 | 0 | 0 | 0-0 | 0 | 0 | 0 | 3-0 |
| Career Totals | | 12 | 9 | 16.5 | 0-0 | 0-0 | 1-0 | 2 | 0 | 0-0 | 0 | 0 | 0 | 6-2 |
| Season Highs | | 8 | 4 | 10.0 | 0-0 | 0-0 | 1-0 | 1 | 0 | 0-0 | 0 | 0 | 0 | 3-2 |



CHRIS PICKETT

#23

POS: DB

Height: 5'11

Weight: 200

Date of Birth: 2/12/1992

Experience: 1

Acquired: 1/10/2017

College: Troy

Hometown: Crestview, FL

CAREER HIGHLIGHTS: began his professional career with the Jacksonville Jaguars of the National Football League in 2014...Spent time with the Jacksonville Sharks in 2016...Acquired by the Storm on January 10, 2017.

2016 JACKSONVILLE SHARKS HIGHLIGHTS: GP/GS – 0/0...4/2 at LAK: Injured Reserve...4/11 at PHI: Injured Reserve...4/18 vs. ORL: Injured Reserve...4/23 vs. ARI: Injured Reserve...5/1 at TAM: Injured Reserve...5/7 at CLE: Injured Reserve...5/21 vs. POR: Injured Reserve...5/27 at ORL: Injured Reserve...6/4 vs. PHI: Injured Reserve...6/11 at TAM: Injured Reserve...6/18 vs. ORL: Injured Reserve...6/25 vs. CLE: Injured Reserve...7/9 at ARI: Injured Reserve...7/16 at POR: Injured Reserve...7/23 vs. LAK: Injured Reserve...7/30 vs. TAM: PLAYOFFS: GP/GS – 0/0...8/6 at ORL: Injured Reserve...8/14 at PHI: Injured Reserve.

OTHER PROFESSIONAL EXPERIENCE: Spent training camp with the Jacksonville Sharks in 2016.

COLLEGE INFORMATION: Played four seasons at Troy...Started in 35-of-44 games...2013 (Senior): Started in 9-of-11 games...Tallied 66.0 tackles, 1.0 tackle for loss, an interception, a pass breakup, two forced fumbles and a blocked kick...2012 (Junior): Started in 8-of-11 games...Recorded 61.0 tackles, a half tackle for loss, two pass breakups and three forced fumbles...2011 (Sophomore): Started in 8-of-11 games...Recorded 42.0 tackles, 1.0 tackle for loss, two pass breakups and a fumble recovery...2010 (Freshman): Started in 10-of-10 games...Tallied 37.0 tackles, 1.5 tackles for loss, eight pass breakups and a fumble recovery.

PERSONAL INFORMATION: Born February 12, 1992...Prepped at Crestview H.S. (Crestview, FL)...Earned First Team All-District and All-Area honors as a senior...Rushed for 1,266 yards and 16 touchdowns as a senior and caught 28 passes for 543 yards and six touchdowns...Played basketball also.



MARCUS PITTMAN



POS: DL
Height: 6'5
Weight: 290
Date of Birth: 5/10/1986
Experience: 7
Acquired: 10/13/16
College: Troy
Hometown: Broadway, NC

CAREER HIGHLIGHTS: Began his professional career in 2010 with the Arizona Rattlers...A three-time ArenaBowl Champion with the Rattlers (2012-14)...Acquired by the Storm on October 13, 2016.

2016 LOS ANGELES KISS HIGHLIGHTS: GP/GS – 10/7...4/2 vs. JAX: Started at DE...Recorded 1.5 tackles...4/9 at ARI: Started at DE...Recorded 2.5 tackles and a pass breakup...4/16 at CLE: Started at NG...Recorded a tackle, 1.0 tackle for loss, 1.0 sack and a blocked kick...4/23 at ORL: Started at DE...Tallied 2.5 tackles...5/2 vs. PHI: Started at DE...Recorded 3.5 tackles, 1.0 tackle for loss and 1.0 sack...5/9 vs. POR: Started at DE...5/17: Placed on Inactive Reserve...5/20: Activated from Inactive Reserve...5/21 at ARI: Saw action at DE...5/28 vs. POR: Saw action at DE...6/4: Placed on Inactive Reserve...6/5 vs. ORL: Inactive Reserve...6/10: Activated from Inactive Reserve...6/11 at PHI: Saw action at DE...6/16: Placing on Injured Reserve...6/18 at TAM: Injured Reserve...6/26 vs. ARI: Injured Reserve...7/11 vs. TAM: Injured Reserve...7/16 vs. CLE: Injured Reserve...7/23 at JAX: Injured Reserve...7/31: Activated from Injured Reserve...8/1 at POR: Started at DE...Recorded 2.0 tackles, a half tackle for loss and two fumble recoveries...PLAYOFFS: GP/GS – 1/0...8/7 vs. CLE: Saw action at DE...Recorded 1.0 tackle and a tackle for loss.

2015 ARIZONA RATTLETS HIGHLIGHTS: GP/GS – 8/3...3/28 vs. SPO: Saw action at DE...Recorded 2.0 tackles, 0.5 tackles for loss, 1.0 sack, a forced fumble and a pass breakup...4/4 at LVO: Saw action at DE...Tallied a half tackle...4/11 at CLE: Saw action at DE...4/18 vs. POR: Started at DE...Recorded 1.5 tackles...4/25 at LAK: Saw action at DE...Recorded a half tackle, half tackle for loss and half sack...5/2 vs. SJS: Saw action at DE...Tallied 2.0 tackles...5/9 at NOV: Started at NG...5/16 vs. LVO: Inactive...5/17: Placed on Inactive Reserve...5/20: Activated from Inactive Reserve...5/30 at SPO: Inactive...6/4: Placed on Inactive Reserve...6/6 vs. TAM: Inactive Reserve...6/10: Activated from Inactive Reserve...6/12 at POR: Inactive...6/16: Placed on Injured Reserve...6/20 vs. ORL: Injured Reserve...6/27 at LAK: Injured Reserve...7/11 vs. LVO: Injured Reserve...7/17 at SPO: Injured Reserve...7/26 vs. LAK: Injured Reserve...7/31: Activated from Injured Reserve...7/31 at SJS: Inactive...8/8 vs. POR: Started at DE...Tallied a pass breakup...PLAYOFFS: GP/GS – 1/0...8/15 vs. SPO: Saw action at DE...Recorded 2.0 tackles, 1.0 tackle for loss, 1.0 sack and a safety...8/22 at SJS: Inactive.

2014 ARIZONA RATTLETS HIGHLIGHTS: GP/GS – 15/13...3/15 vs. PHI: Started at DE...3/23 vs. SPO: Started at DE...4/5 vs. JAX: Started at DE...Recorded 1.5 tackles...4/12 at SJS: Started at DE...Recorded 4.5 tackles, 1.0 TFL and 1.0 sack...4/19 vs. PIT: Started at DE...Recorded a blocked kick...4/26 vs. SAT: Started at DE...Tallied 2.5 tackles...5/3 at JAX: Started at DE...Recorded 1.5 tackles...5/11 at POR: Saw action at DE...Recorded 1.5 tackles, 0.5 TFL and 0.5 sack...5/18 vs. SPO: Started at DE...Recorded 2.5 tackles and blocked kick...5/23: Placed on Inactive Reserve...5/25 at LAK: Inactive Reserve...5/31 vs. SJS: Inactive Reserve...6/6 at POR: Inactive Reserve...6/13: Activated from Inactive Reserve...6/14 at SAT: Started at DE...Recorded 1.5 tackles and half TFL...6/21 vs. LAK: Started at DE...Tallied 3.0 tackles...6/27 at SJS: Started at DE...Recorded 4.0 tackles, 1.0 TFL and a fumble recovery...7/12 at SPO: Started at DE...Tallied 3.0 tackles, 1.0 TFL, 1.0 sack and forced fumble...7/20 vs. POR: Started at DE...7/26 at ORL: Started at DE...Recorded 2.5 tackles, 0.5 TFL and 0.5 sack...PLAYOFFS: GP/GS – 3/3...8/3 vs. POR: Started at DE...Tallied 0.5 tackles and a blocked kick...8/10 vs. SJS: Started at DE...8/23 at CLE: Started at DE.

2013 ARIZONA RATTLETS HIGHLIGHTS: GP/GS – 16/14...3/23 vs. PHI: Started at DE...Forced a fumble, two fumble recoveries including one returned for a touchdown and two pass breakups...3/29 at UTA: Started at DE...Tallied 3.0 tackles...4/6 vs. SJS: Started at DE...Tallied 2.0 tackles, 1.5 TFL, 1.5 sacks and a pass breakup...4/12 at SPO: Saw action at DE...Tallied 0.5 tackles...4/20 vs. SAT: Inactive...4/28 vs. ORL: Inactive...5/4 at JAX: Started at DE...Tallied 1.0 tackle, 1.0 TFL and 1.0 sack...5/11 vs. UTA: Started at DE...Recorded a half tackle and fumble recovery...5/19 at CHI: Started at DE...5/25 vs. IOW: Started at DE...Recorded 2.0 tackles, 2.0 TFL, 2.0 sacks and a fumble recovery...6/1 at PHI: Started at DE...Recorded 1.5 tackles and a pass breakup...6/8 at SAT: Started at DE...Tallied 0.5 tackles...6/15 vs. SPO: Started at DE...Recorded a half tackle...6/22 at SJS: Started at DE...7/6 at ORL: Started at DE...7/13 vs. NOV: Started at DE...Tallied 2.0 tackles, 1.0 TFL and 1.0 sack...7/20 vs. CHI: Started at DE...Recorded 1.5 tackles and 1.5 TFL...7/27 at IOW: Started at DE...Recorded 3.0 tackles, 2.5 TFL, 1.0 sack and pass breakup...PLAYOFFS: GP/GS – 3/3...8/4 vs. SJS: Started at DE...Recorded a pass breakup...8/10 vs. SPO: Started at DE...Recorded a pass breakup...8/17 at PHI: Started at DE.

2012 ARIZONA RATTLETS HIGHLIGHTS: GP/GS – 17/16...3/10 at SJS: Started at DE...Recorded 1.5 tackles and a half tackle for loss...3/17 vs. MKE: Started at DE...Tallied 3.5 tackles and a blocked kick...3/29 at KCC: Started at DE...Recorded 3.5 tackles, 1.0 tackle for loss and a half sack...4/6 vs. SPO: Started at DE...Tallied 3.5 tackles, 1.0 tackle for loss and a pass breakup...4/14 at IOW: Started at DE...Recorded a half tackle, a half tackle for loss and a half sack...4/22 vs. SAT: Started at DE...Had an 11-yard fumble return for a touchdown...4/29 at GEO: Started at DE...Tallied 1.0 tackle, 1.0 tackle for loss and a 1.0 sack...5/5 vs. SJS: Started at DE...Recorded 2.5 tackles...5/12 vs. CHI: Inactive...5/19 at UTA: Started at DE...Tallied 3.0 tackles, 2.0 tackles for loss, 2.0 sacks and two forced fumbles...5/26 at NOV: Saw action at DE...Recorded a half tackle and pass breakup...6/2 vs. PIT: Started at DE...Recorded 1.0 tackle...6/9 vs. IOW: Started at DE...Recorded 1.0 tackle, 1.0 tackle for loss and 1.0 sack...6/22 at MKE: Started at DE...Recorded 1.0 tackle...6/29 at SPO: Started at DE...Recorded 1.0 tackle and two pass breakups...7/6 vs. UTA: Started at DE...Tallied 2.5 tackles, 1.5 tackles for loss and 1.5 sacks...7/13 at SAT: Started at DE...Recorded 1.0 tackle, 1.0 tackle for loss and 1.0 sack...7/21 vs. KCC: Started at DE...Recorded 1.0 tackle and two pass breakups...PLAYOFFS: GP/GS – 3/3...7/28 vs. SJS: Started at DE...8/4 vs. UTA: Started at DE...8/10 at PHI (N): Started at DE...Recorded 0.5 tackles.

2011 ARIZONA RATTLETS HIGHLIGHTS: GP/GS – 18/18...3/12 vs. JAX: Started at DE...Recorded 1.5 tackles...3/19 vs. MKE: Started at DE...Recorded 2.5 tackles, 2.0 tackles for loss, 2.0 sacks and a forced fumble...3/28 at TUL: Started at DE...Tallied 4.0 tackles, 0.5 tackles for loss, 0.5 sacks and an interception...4/2 vs. ORL: Started at DE...Recorded 2.5 tackles, 0.5 tackles for loss and 0.5 sacks...4/16 at KCC: Started at DE...Recorded 0.5 tackles, 0.5 tackles for loss and 0.5 sacks...4/23 vs. UTA: Started at DE...Recorded 0.5 tackles...4/30 at SPO: Started at DE...Tallied 2.0 tackles...5/7 at SJS: Started at DE...5/14 vs. CHI: Started at DE...Recorded 1.0 tackle, 1.0 tackle for loss, 1.0 sack and a pass breakup...5/20 at NOV: Started at DE...

Tallied 2.0 tackles, 1.0 tackle for loss and 1.0 sack...5/28 vs. CLE: Started at DE...Recorded 0.5 tackles, 0.5 tackles for loss and 0.5 sacks...6/4 at UTA: Started at DE...6/11 vs. IOW: Started at DE...Recorded 2.0 tackles and two pass breakups...6/18 vs. SJS: Started at DE...Recorded 2.5 tackles, 2.0 tackles for loss, 2.0 sacks and a forced fumble...6/25 at PHI: Started at DE...Tallied 1.0 tackle...7/2 vs. SPO: Started at DE...Tallied 2.5 tackles, 0.5 tackles for loss, 0.5 sacks and a pass breakup...7/10 at PIT: Started at DE...7/23 at DAL: Started at DE...Recorded 2.5 tackles, a pass breakup and a fumble recovery...PLAYOFFS: GP/GS – 3/3...7/29 vs. SPO: Started at DE...Recorded a tackle and pass breakup...8/6 vs. CHI: Started at DE...Recorded 1.0 tackle, 1.0 tackle for loss, 1.0 sack and a pass breakup...8/12 vs. JAX: Started at DE...Recorded 1.5 tackles, 1.0 tackle for loss, 1.0 sack and a forced fumble.

2010 ARIZONA RATTLETS HIGHLIGHTS: GP/GS – 4/0...4/3 at CLE: Not on roster...4/16 vs. CHI: Not on roster...4/23 vs. TUL: Not on roster...5/1 at TAM: Saw action at DE...Recorded a tackle...5/7 vs. SPO: Inactive...5/21 at IOW: Inactive...5/28 at UTA: Saw action at DE...Recorded 0.5 tackle and two fumble recoveries...6/5 vs. MKE: Inactive...6/11 vs. OKC: Inactive...6/19 vs. BSB: Saw action at DE...Recorded 0.5 tackle, 3.5 tackles for loss, 3.0 sacks, a pass breakup and a fumble recovery...6/26 at JAX: Saw action at DE...Recorded 1.0 tackle...7/2 at SPO: Inactive...7/10 at CHI: Inactive...7/16 vs. UTA: Inactive...7/24 at TUL: Inactive...7/31 vs. IOW: Inactive...PLAYOFFS: GP/GS – 0/0...8/6 at SPO: Inactive.

COLLEGE INFORMATION: Began his collegiate career at Garden City Community College before settling in at Troy University...TROY: 2007 (Senior): Started in 9-of-12 games for the Trojans...Recorded 22.0 tackles, 1.5 tackles for loss, 1.0 sack, one interception, one pass breakup and a blocked kick...2006 (Junior): Started in 5-of-13 games...Tallied 20.0 tackles, 3.5 tackles for loss, 3.0 sacks, two pass breakups and a fumble recovery...GARDEN CITY COMMUNITY COLLEGE: 2005 (Sophomore): Earned All-Conference honors...Recorded 47.0 tackles, 8.0 tackles for loss, 5.0 sacks, three pass breakups, an interception, two forced fumbles and a blocked kick...2004 (Freshman): Tallied 29.0 tackles, 8.5 tackles for loss and 2.0 sacks.

PERSONAL INFORMATION: Born May 10, 1986...Prepped at West Harnett H.S. (Lillington, NC)...A two-sport athlete also competing in shot put and discus.

CAREER AFL STATISTICS

DEFENSE

| SEASON | TEAM | UT | A | TT | TFL-YDS | SACK-YDS | INT-YDS | PBU | FF | FR-YDS | TD | QH | BLK | G-S |
|----------------------|------|-----------|-----------|--------------|-----------------|-----------------|------------|-----------|----------|--------------|----------|-----------|----------|--------------|
| 2010 | ARI | 1 | 0 | 1.0 | 0.5-4 | 0.5-4 | 0-0 | 1 | 0 | 3-0 | 0 | * | 0 | 4-0 |
| 2011 | ARI | 19 | 17 | 27.5 | 8.5-44 | 8.5-44 | 1-0 | 5 | 2 | 1-0 | 0 | 4 | 0 | 18-18 |
| 2012 | ARI | 24 | 8 | 28.0 | 10.5-46 | 8.5-43 | 0-0 | 6 | 2 | 1-11 | 1 | 4 | 1 | 17-16 |
| 2013 | ARI | 12 | 12 | 18.0 | 9.5-38 | 6.5-34 | 0-0 | 5 | 2 | 4-44 | 1 | 4 | 0 | 16-14 |
| 2014 | ARI | 20 | 16 | 28.0 | 4.5-12 | 3.0-10 | 0-0 | 0 | 1 | 1-0 | 0 | 7 | 2 | 15-13 |
| 2015 | ARI | 4 | 5 | 6.5 | 1.0-3 | 1.5-2 | 0-0 | 2 | 1 | 0-0 | 0 | 2 | 0 | 8-3 |
| 2016 | LAK | 8 | 10 | 13.0 | 2.5-8 | 2.0-8 | 0-0 | 1 | 0 | 2-0 | 0 | 5 | 1 | 10-7 |
| Career Totals | | 88 | 68 | 122.0 | 37.0-155 | 30.5-145 | 1-0 | 20 | 8 | 12-55 | 2 | 26 | 4 | 88-71 |
| Season High | | 24 | 17 | 28.0 | 10.5-46 | 8.5-44 | 1-0 | 6 | 2 | 4-44 | 1 | 7 | 2 | 18-18 |

DEFENSE (POSTSEASON)

| SEASON | TEAM | UT | A | TT | TFL-YDS | SACK-YDS | INT-YDS | PBU | FF | FR-YDS | TD | QH | BLK | G-S |
|----------------------|------|----------|----------|------------|---------------|---------------|------------|----------|----------|------------|----------|----------|----------|--------------|
| 2011 | ARI | 2 | 3 | 3.5 | 2.0-14 | 2.0-14 | 0-0 | 2 | 1 | 0-0 | 0 | 1 | 0 | 3-3 |
| 2012 | ARI | 0 | 1 | 0.5 | 0-0 | 0-0 | 0-0 | 0 | 0 | 0-0 | 0 | 1 | 0 | 3-3 |
| 2013 | ARI | 0 | 0 | 0.0 | 0-0 | 0-0 | 0-0 | 2 | 0 | 0-0 | 0 | 0 | 0 | 3-3 |
| 2014 | ARI | 0 | 1 | 0.5 | 0-0 | 0-0 | 0-0 | 0 | 0 | 0-0 | 0 | 3 | 0 | 3-3 |
| 2015 | ARI | 2 | 0 | 2.0 | 1.0-7 | 1.0-7 | 0-0 | 0 | 0 | 0-0 | 0 | 0 | 0 | 1-0 |
| 2016 | LAK | 1 | 0 | 1.0 | 1.0-1 | 0-0 | 0-0 | 0 | 0 | 0-0 | 0 | 0 | 0 | 1-0 |
| Career Totals | | 5 | 5 | 7.5 | 4.0-22 | 3.0-21 | 0-0 | 4 | 1 | 0-0 | 0 | 5 | 0 | 14-12 |
| Season High | | 2 | 3 | 3.5 | 1.0-14 | 1.0-14 | 0-0 | 2 | 1 | 0-0 | 0 | 3 | 0 | 3-3 |



CAESAR RAYFORD

#85

POS: DL
Height: 6'7
Weight: 275
Date of Birth: 3/4/1986
Experience: 6
Acquired: 10/13/16
College: Washington
Hometown: Spanaway, WA

CAREER HIGHLIGHTS: Began his professional in 2008 with the BC Lions of the Canadian Football League...Helped lead the Spokane Shock (af2) to an ArenaCup Championship in 2009...Spent four seasons with the Utah Blaze (2010-13)...Earned All-Arena honors in 2011...Appeared in seven games for the Dallas Cowboys in 2013...Acquired by the Storm on October 13, 2016.

2016 LOS ANGELES KISS HIGHLIGHTS: GP/GS – 5/5...4/2 vs. JAX: OLEX...4/9 at ARI: OLEX...4/16 at CLE: OLEX...4/23 at ORL: OLEX...5/2 vs. PHI: OLEX...5/9 vs. POR: OLEX...5/21 at ARI: OLEX...5/28 vs. POR: OLEX...6/5 vs. ORL: OLEX...6/11 at PHI: OLEX...6/14: Activated from OLEX...6/15: Placing on

RTR...6/17: Activating from RTR...6/18 at TAM: Inactive...6/26 vs. ARI: Started at DE...7/11 vs. TAM: Started at DE...7/16 vs. CLE: Started at DE...7/23 at JAX: Started at DE...Recorded 1.0 tackles and a half tackle for loss...8/1 at POR: Started at DE...Tallied a half tackle and a pass breakup...PLAYOFFS: GP/GS – 1/1...8/7 vs. CLE: Recorded 3.0 tackles.

2015 JACKSONVILLE SHARKS HIGHLIGHTS: GP/GS – 1/1...3/28 at NOV: Started at DE...Recorded a half tackle...4/2: Placed on OLEX...4/3 vs. ORL: OLEX...4/12 at PHI: OLEX...4/17 vs. SJS: OLEX...4/24 vs. LVO: OLEX...5/2 at TAM: OLEX...5/9 at CLE: OLEX...5/16 vs. PHI: OLEX...5/23 at NOV: OLEX...5/31 at LAK: OLEX...6/6 vs. ORL: OLEX...6/12 at TAM: OLEX...6/27 vs. CLE: OLEX...7/11 at POR: OLEX...7/18 vs. PHI: OLEX...7/25 vs. TAM: OLEX...8/1 at ORL: OLEX...8/8 vs. NOV: OLEX...PLAYOFFS: GP/GS – 0/0...8/15 at ORL: OLEX...8/23 at PHI: OLEX...8/29 vs. SJS: OLEX.

2013 UTAH BLAZE HIGHLIGHTS: GP/GS – 8/8...3/23 at PIT: Started at DE...Recorded 2.0 tackles, 1.0 tackle for loss, 1.0 sack and a forced fumble...3/29 vs. ARI: Started at DE...Tallied 1.0 tackle, 2 blocked kicks and a pass breakup...4/6 vs. TAM: Started at DE...Recorded 2.0 tackles, 1.0 tackle for loss, 1.0 sack and a blocked kick...4/20 vs. CHI: Started at DE...Recorded 2.5 tackles...4/27 at CLE: Started at DE...5/4 vs. SPO: Started at DE...Tallied 1.0 tackle, 1.0 tackle for loss, 1.0 sack, a forced fumble and a fumble recovery...5/11 at ARI: Started at DE...Recorded 3.0 tackles, 2.0 tackles for loss, 1.0 sack and a forced fumble...5/18 vs. IOW: Started at DE...Recorded 2.0 tackles, 2.0 tackles for loss, 2.0 sacks, a pass breakup and a forced fumble...5/22: Placed on League suspension...5/23: Placed on OLEX...5/25 at SJS: OLEX...6/3 at SAT: OLEX...6/8 at CHI: OLEX...6/15 vs. JAX: OLEX...6/21 at SPO: OLEX...6/29 vs. SJS: OLEX...7/6 vs. NOV: OLEX...7/12 at PHI: OLEX...7/20 at IOW: OLEX...7/27 vs. CLE: OLEX.

2012 UTAH BLAZE HIGHLIGHTS: GP/GS – 18/18...3/10 at SAT: Started at DE...Tallied a pass breakup...3/17 at IOW: Started at DE...Recorded 4.0 tackles, 4.0 tackles for loss, 3.0 sacks and a forced fumble...3/24 vs. SJS: Started at DE...Recorded 1.0 tackle, 1.0 tackle for loss and a half sack...3/31 vs. NOV: Started at DE...Recorded 2.0 tackles, a tackle for loss, a sack and a blocked kick...4/13 at JAX: Started at DE...Recorded a half tackle and a pass breakup...4/20 vs. IOW: Started at DE...Tallied 4.0 tackles, 1.0 tackle for loss and 1.0 sack...4/28 at MKE: Started at DE...Recorded 1.0 tackle...5/4 vs. SPO: Started at DE...5/11 at SJS: Started at DE...Recorded a half tackle...5/19 vs. ARI: Started at DE...5/26 vs. SAT: Started at DE...Recorded 1.0 tackle...6/2 at KCC: Started at DE...Recorded 1.0 tackle and a sack...6/9 vs. CHI: Started at DE...6/16 at SPO: Started at DE...6/23 vs. GEO: Started at DE...Recorded 2.5 tackles, 1.0 tackle for loss, 1.0 sack and a pass breakup...7/6 at ARI: Started at DE...7/13 vs. CLE: Started at DE...Recorded a half tackle...7/22 at PHI: Started at DE...Tallied 3.0 tackles...PLAYOFFS: GP/GS – 2/2...7/27 at SAT: Started at DE...8/4 at ARI: Started at DE...Recorded 1.0 tackle and a tackle for loss.

2011 UTAH BLAZE HIGHLIGHTS: GP/GS – 18/18...Earned All-Arena honors...3/17 vs. TAM: Started at DE...Recorded 1.5 tackles, a tackle for loss, a half sack and a pass breakup...3/26 at ORL: Started at DE...Tallied 1.0 tackle, 1.0 tackle for loss and a sack...3/31 vs. DAL: Started at DE...Recorded a half tackle...4/8 at SJS: Started on OL...Recorded a blocked kick...4/15 vs. SPO: Started at DE...Recorded 2.5 tackles...4/23 at ARI: Started at DE...Tallied 1.0 tackle...5/6 at GEO: Started at DE...Recorded 3.0 tackles, 3.0 tackles for loss, 3.0 sacks, two forced fumbles and two fumble recoveries...5/14 vs. MKE: Started at DE...Recorded 2.0 tackles and a blocked kick...5/21 vs. SJS: Started at NG...Tallied 1.5 tackles, a half tackle for loss, a half sack and a blocked kick...5/27 at IOW: Started at DE...Recorded 2.0 tackles and two fumble recoveries...6/4 vs. IOW: Started at DE...Recorded 3.0 tackles, 2.0 tackles for loss and a sack...6/11 at TUL: Started at DE...Recorded 1.0 tackle...6/18 vs. PIT: Started at DE...Recorded 3.0 tackles, 1.5 tackles for loss, 1.5 sacks and a pass breakup...6/24 vs. KCC: Started at DE...Tallied 2.0 tackles, 1.0 tackle for loss, 1.0 sack and a blocked kick...7/1 at CHI: Started at DE...Recorded 2.5 tackles and four pass breakups...7/9 at SPO: Started at DE...Tallied a half tackle...7/16 vs. NOV: Started at DE...Recorded 2.5 tackles, 1.0 tackle for loss, 1.0 sack and a pass breakup...7/22 at CLE: Started at DE...Tallied 1.0 tackle, a half tackle for loss, a half sack, a forced fumble and blocked kick.

2010 UTAH BLAZE HIGHLIGHTS: GP/GS – 14/*...4/9 vs. SPO: Inactive...4/17 vs. ALA: Saw action on DL...Recorded 1.0 tackle, 1.0 tackle for loss and 1.0 sack...4/23 at CHI: Saw action on DL...Recorded 1.0 tackle...4/30 vs. BSB: Saw action on DL...Tallied 1.0 tackle, a half tackle for loss...5/14 at MKE: Inactive...5/22 at SPO: Saw action on DL...Recorded a tackle...5/28 vs. ARI: Saw action on DL...Recorded 2.0 tackles, 2.0 tackles for loss, 1.0 sack, two interceptions, a forced fumble and a fumble recovery...6/4 at CLE: Tallied a half tackle...6/12 vs. CHI: Saw action on DL...Recorded a tackle, 1.0 tackle for loss and 1.0 sack...6/19 vs. TAM: Saw action on DL...Recorded a half tackle...6/26 at IOW: Saw action on DL...Tallied 1.0 tackle and a pass breakup...7/2 vs. MKE: Saw action on DL...Recorded 2.0 tackles...7/9 vs. JAX: Recorded 2.0 tackles, 1.0 tackle for loss, 1.0 sack and a forced fumble...7/16 at ARI: Saw action on DL...Recorded a pass breakup...7/24 at DAL: Saw action on DL...Recorded 2.0 tackles, 2.0 tackles for loss and 1.0 sack...7/31 at ALA: Saw action on DL...Recorded 2.0 tackles, 2.0 tackles for loss, 1.0 sack and a fumble recovery.

OTHER PROFESSIONAL EXPERIENCE: Spent time in the Canadian Football League with the BC Lions (2008-09), Calgary Stampeders (2014), Montreal Alouettes (2014) and the Saskatchewan Roughriders (2016)...Spent time in the National Football League with the Indianapolis Colts (2013), Dallas Cowboys (2013-14) and Minnesota Vikings (2015).

COLLEGE INFORMATION: Played four seasons at the University of Washington...2007 (Senior): Appeared in 13 games...Recorded 10.0 tackles, 4.0 tackles for loss, 4.0 sacks, four pass breakups and a forced fumble...2006 (Junior): Appeared in 9 games...Recorded 1.0 tackle, 1.0 tackle for loss, 1.0 sack and a blocked kick...2005 (Sophomore): Appeared in 9 games...Tallied 2.0 tackles, 0.5 tackle for loss and 1.0 sack...2004 (Freshman): Appeared in six games.

PERSONAL INFORMATION: Born March 4, 1986...Prepped at Bethel High School (Spanaway, WA)...Earned All-SPSL South Honors.

CAREER AFL STATISTICS

| DEFENSE | | | | | | | | | | | | | | |
|----------------------|-----------|-----------|-------------|-----------------|-----------------|---------------|-----------|-----------|-------------|----------|----------|----------|--------------|-------|
| SEASON | TEAM | UT | A | TT | TFL-YDS | SACK-YDS | INT-YDS | PBU | FF | FR-YDS | TD | QH | BLK | G-S |
| 2010 | UTA | 13 | 8 | 17.0 | 9.5-45 | 6.0-34 | 2.0-46 | 4 | 2 | 2-30 | 0 | * | 0 | 14-* |
| 2011 | UTA | 18 | 26 | 31.0 | 12.0-59 | 10.0-53 | 0-0 | 7 | 3 | 4-0 | 0 | 0 | 5 | 18-18 |
| 2012 | UTA | 17 | 8 | 21.0 | 7.0-36 | 7.5-34 | 0-0 | 3 | 1 | 0-0 | 0 | 2 | 1 | 18-17 |
| 2013 | UTA | 10 | 7 | 13.5 | 7.0-40 | 6.0-39 | 0-0 | 2 | 4 | 1-0 | 0 | 3 | 3 | 8-8 |
| 2015 | JAX | 0 | 1 | 0.5 | 0-0 | 0-0 | 0-0 | 0 | 0 | 0-0 | 0 | 0 | 0 | 1-1 |
| 2016 | LAK | 0 | 3 | 1.5 | 0.5-4 | 0-0 | 0-0 | 1 | 0 | 0-0 | 0 | 0 | 0 | 5-5 |
| Career Totals | 58 | 53 | 84.5 | 36.0-184 | 29.5-160 | 2.0-46 | 17 | 10 | 7-30 | 0 | 5 | 9 | 64-* | |
| Season High | 18 | 26 | 31.0 | 12.0-59 | 10.0-53 | 2.0-46 | 7 | 4 | 4-0 | 0 | 3 | 5 | 18-18 | |

| DEFENSE (POSTSEASON) | | | | | | | | | | | | | | |
|----------------------|----------|----------|------------|--------------|------------|------------|------------|----------|----------|------------|----------|----------|----------|------------|
| SEASON | TEAM | UT | A | TT | TFL-YDS | SACK-YDS | INT-YDS | PBU | FF | FR-YDS | TD | QH | BLK | G-S |
| 2012 | UTA | 1 | 0 | 1.0 | 1.0-1 | 0-0 | 0-0 | 0 | 0 | 0-0 | 0 | 2 | 0 | 2-2 |
| 2016 | LAK | 3 | 0 | 3.0 | 0-0 | 0-0 | 0-0 | 0 | 0 | 0-0 | 0 | 0 | 0 | 1-1 |
| Career Totals | 4 | 0 | 4.0 | 1.0-1 | 0-0 | 0-0 | 0-0 | 0 | 0 | 0-0 | 0 | 2 | 0 | 3-3 |
| Season High | 3 | 0 | 3.0 | 1.0-1 | 0-0 | 0-0 | 0-0 | 0 | 0 | 0-0 | 0 | 2 | 0 | 2-2 |



CORTEZ STUBBS

#1

POS: DB
Height: 5'9
Weight: 180
Date of Birth: 8/16/88
Experience: 4
Acquired: 1/14/16
College: Concordia
Hometown: Birmingham, AL

CAREER HIGHLIGHTS: Began his AFL career with the Orlando Predators in 2013...Spent the 2015 season with the New Orleans VooDoo...Assigned to the Storm on January 14, 2016.

2016 TAMPA BAY STORM HIGHLIGHTS: GP/GS – 16/16...Leads the team with three interceptions...4/1 vs. ORL: Started at DB...Recorded 3.0 tackles...4/9 at CLE: Started at DB...Led the game with 9.5 tackles, a tackle for loss, a fumble recovery, an interception and pass breakup...4/16 at ARI: Started at DB...Recorded three tackles...5/1 vs. JAX: Started at DB...Tallied 3.0 tackles, a forced fumble and had a fumble return of 31 yards...5/9 at PHI: Started at DB...Recorded 6.0 tackles, a tackle for loss and a pass breakup...5/13 at ORL: Started at DB...Recorded 3.0 tackles...5/23 vs. CLE: Started at DB...Led the team with 8.0 tackles and an interception...5/29 vs. ARI: Started at DB...Led the Storm with 7.5 tackles, an interception and two pass breakups...6/3 at POR: Started at DB...Recorded 4.0 tackles, a tackle for loss and pass breakup...6/11 vs. JAX: Started at DB...Recorded 2.0 tackles...6/18 vs. LAK: Started at DB...Led the team with 6.0 tackles and a pass breakup...6/24 at ORL: Started at DB...Recorded 4.0 tackles and a pass breakup...7/11 at LAK: Started at DB...Led the team with 5.0 tackles...7/16 vs. PHI: Started at DB...Recorded 3.5 tackles, three pass breakups and a fumble recovery...7/23 vs. POR: Started at DB...Led the team with 7.0 tackles...7/31 at JAX: Started at DB...Led the team with 5.0 tackles and a pass breakup...POSTSEASON: GP/GS – 1/1...8/7 at PHI: Started at DB...Recorded 3.0 tackles, a pass breakup and a 15-yard interception returned for a touchdown.

interception...5/29 vs. ARI: Started at DB...Led the Storm with 7.5 tackles, an interception and two pass breakups...6/11 vs. JAX: Started at DB...Recorded 2.0 tackles...6/18 vs. LAK: Started at DB...Led the team with 6.0 tackles and a pass breakup...6/24 at ORL: Started at DB...Recorded 4.0 tackles and a pass breakup...7/11 at LAK: Started at DB...Led the team with 5.0 tackles...7/16 vs. PHI: Started at DB...Recorded 3.5 tackles, three pass breakups and a fumble recovery...7/23 vs. POR: Started at DB...Led the team with 7.0 tackles...7/31 at JAX: Started at DB...Led the team with 5.0 tackles and a pass breakup...POSTSEASON: GP/GS – 1/1...8/7 at PHI: Started at DB...Recorded 3.0 tackles, a pass breakup and a 15-yard interception returned for a touchdown.

2015 NEW ORLEANS VOODOO HIGHLIGHTS: GP/GS – 16/14...3/28 vs. JAX: Started at DB...Led the game with 7.5 tackles, a pass breakup and an interception returned for 49 yards and a touchdown...4/4 vs. CLE: Saw action at DB...Tallied 6.0 tackles...4/11 vs. ORL: Inactive...4/17 at TAM: Saw action at DB...Recorded 6.0 tackles...4/26 vs. PHI: Started at DB...Tallied 2.5 tackles...5/2 vs. SPO: Started at DB...Recorded 4.0 tackles and two pass breakups...5/9 vs. ARI: Started at DB...Tallied 2.5 tackles and an interception...5/15 at CLE: Started at DB...Led the game with 4.0 tackles and a forced fumble...5/23 vs. JAX: Started at DB...Recorded 5.5 tackles and a fumble recovery...5/30 at TAM: Started at DB...Tallied 6.5 tackles and a pass breakup...6/6 at PHI: Started at DB...Recorded 4.0 tackles...6/12 vs. CLE: Started at DB...Recorded 4.0 tackles and two pass breakups...6/27 at ORL: Started at DB...Tallied 5.5 tackles and an interception...7/10 at SJS: Started at DB...Tallied 4.0 tackles...7/18 vs. TAM: Started at DB...Led all tacklers with 14.0 tackles, three tackles and a fumble recovery...7/25 at LVO: TEAM DID NOT PLAY...8/2 at PHI: Started at DB...Recorded 8.0 tackles and an interception...8/8 at JAX: Started at DB...Recorded 6.0 tackles.

2014 ORLANDO PREDATORS HIGHLIGHTS: GP/GS – 6/2...3/16 vs. JAX: Inactive...3/21 vs. LAK: Inactive...3/29 at TAM: Inactive...4/3 at NOV: Saw action at DB...Recorded 4.0 tackles and a pass breakup...4/10 vs. PHI: Started at DB...Recorded 5.0 tackles...4/19 vs. TAM: Started at DB...Tallied 4.5 tackles...4/26 vs. NOV: Inactive...5/3 at SJS: Inactive...5/17 at JAX: Inactive...5/24 vs. PIT: Saw action at DB...Recorded a tackle...5/31 at IOW: Inactive...6/7 at SAT: Saw action at DB...Tallied 1.5 tackles...6/12 vs. JAX: Saw action at DB...Recorded a tackle...6/21 at TAM: Inactive...6/27: Placed on recallable reassignment...7/7 at PHI: Not on roster...7/14 vs. IOW: Not on roster...7/19 at NOV: Not on roster...7/26 vs. ARI: Not on roster...PLAYOFFS: GP/GS – 0/0.

2013 ORLANDO PREDATORS HIGHLIGHTS: GP/GS – 2/2...3/24 at NOV: Not on roster...3/29 at SJS: Not on roster...4/6 vs. PHI: Not on roster...4/20 vs. TAM: Not on roster...4/28 at ARI: Not on roster...5/4 at PIT: Not on roster...5/11 at SPO: Not on roster...5/18 at PHI: Not on roster...5/25 vs. JAX: Not on roster...6/1 vs. CHI: Not on roster...6/8 at TAM: Not on roster...6/15 vs. CLE: Not on roster...6/22 vs. PIT: Not on roster...6/29 at JAX: Not on roster...7/6 vs. ARI: Not on roster...7/13 vs. IOW: 7/17: Assigned to the Predators...7/20 at CLE: Started at DB...Recorded 5.5 tackles and three pass breakups...7/27 vs. NOV: Started at DB...Recorded 3.5 tackles, a pass breakup and an interception...PLAYOFFS...8/3 at PHI: Inactive.

COLLEGE INFORMATION: Played collegiately at Concordia College (Selma, AL).

PERSONAL INFORMATION: Born August 16, 1988.

CAREER AFL STATISTICS

DEFENSE

| SEASON | TEAM | UT | A | TT | TFL-YDS | SACK-YDS | INT-YDS | PBU | FF | FR-YDS | TD | QH | BLK | G-S |
|----------------------|------|------------|-----------|--------------|--------------|------------|--------------|-----------|----------|-------------|----------|----------|----------|--------------|
| 2013 | ORL | 8 | 2 | 9.0 | 0-0 | 0-0 | 1-25 | 4 | 0 | 0-0 | 0 | 0 | 0 | 2-2 |
| 2014 | ORL | 15 | 2 | 17.0 | 0-0 | 0-0 | 0-0 | 1 | 0 | 0-0 | 0 | 0 | 0 | 6-2 |
| 2015 | NOV | 80 | 20 | 90.0 | 0-0 | 0-0 | 4-63 | 9 | 1 | 2-0 | 1 | 0 | 0 | 16-14 |
| 2016 | TAM | 69 | 23 | 80.5 | 3.0-5 | 0-0 | 3-33 | 13 | 1 | 3-35 | 0 | 0 | 0 | 16-16 |
| Career Totals | | 172 | 47 | 195.5 | 3.0-5 | 0-0 | 8-121 | 27 | 2 | 5-35 | 1 | 0 | 0 | 40-34 |
| Season Highs | | 80 | 23 | 90.0 | 3.0-5 | 0-0 | 4-63 | 13 | 1 | 3-35 | 1 | 0 | 0 | 16-16 |

DEFENSE (POSTSEASON)

| SEASON | TEAM | UT | A | TT | TFL-YDS | SACK-YDS | INT-YDS | PBU | FF | FR-YDS | TD | QH | BLK | G-S |
|----------------------|------|----------|----------|------------|------------|------------|-------------|----------|----------|------------|----------|----------|----------|------------|
| 2016 | TAM | 3 | 0 | 3.0 | 0-0 | 0-0 | 1-15 | 1 | 0 | 0-0 | 1 | 0 | 0 | 1/1 |
| Career Totals | | 3 | 0 | 3.0 | 0-0 | 0-0 | 1-15 | 1 | 0 | 0-0 | 1 | 0 | 0 | 1/1 |
| Season Highs | | 3 | 0 | 3.0 | 0-0 | 0-0 | 1-15 | 1 | 0 | 0-0 | 1 | 0 | 0 | 1/1 |



J.J. UNGA

#63

POS: OL
Height: 6'6
Weight: 330
Date of Birth: 1/5/1987
Experience: 1
Acquired: 10/13/16
College: Midwestern State
Hometown: Rochester, CA

CAREER HIGHLIGHTS: Began his professional career with the Baltimore Ravens (2013, 2014-15) of the National Football League in 2013 as an undrafted rookie free agent...Spent time with the Buffalo Bills (2013)...Spent the 2016 season with the Los Angeles Kiss...Acquired by the Storm on October 13, 2016.

2016 LOS ANGELES KISS HIGHLIGHTS: GP/GS – 4/3...4/2 vs. JAX: Injured reserve...4/9 at ARI: Injured reserve...4/16 at CLE: Injured reserve...4/23 at ORL: Injured reserve...5/2 vs. PHI: Injured reserve...5/9 vs. POR: Injured reserve...5/21 at ARI: Injured reserve...5/28 vs. POR: Injured reserve...6/4: Activated from injured reserve...6/5 vs. ORL: Saw action on the OL...6/11 at PHI: Started at G...6/18 at TAM: Inactive...6/26 vs. ARI: Started at G...7/11 vs. TAM: Inactive...7/14: Placed on League Suspension...7/16 vs. CLE: Inactive...7/18: Activated from League Suspension...7/23 at JAX: Inactive...8/1 at POR: Started at C...PLAYOFFS: GP/GS – 0/0...8/6: Placed on inactive reserve...8/7 vs. CLE: Inactive.

Activated from League Suspension...7/23 at JAX: Inactive...8/1 at POR: Started at C...PLAYOFFS: GP/GS – 0/0...8/6: Placed on inactive reserve...8/7 vs. CLE: Inactive.

OTHER PROFESSIONAL EXPERIENCE: Spent time with the Baltimore Ravens (2013, 2014-15) on the team's practice squad...Appeared in three games for the Buffalo Bills during the 2013 season.

COLLEGE INFORMATION: Began his professional career at Mt. San Antonio College in Walnut, CA before transferring to Midwestern State...MIDWESTERN STATE: Appeared in 11-of-19 games for the Mustangs...Earned third-team Beyond Sports Network All-America honors and first-team All-Lone Star Conference honors as a senior...2012 (Senior): Started in 10-of-10 games on the offensive line...2011 (Junior): Started in 1-of-9 games on the offensive line...MT. SAN ANTONIO COLLEGE: Earned JCfootball.com SoCal All-Combine honors in his sophomore season...Selected to the California Community College Football Coaches' Association All-Region III first-team...2009 (Sophomore): Helped lead the team to a 13-1 record...2008 (Freshman): Helped lead the team to a 12-2 record.

PERSONAL INFORMATION: Born January 5, 1987...Prepped at Etiwanda High School (Rancho Cucamonga, CA)...Played defensive end in high school...His cousin is former NFL running back, and All-Pro, Reno Mahe, who played five seasons with the Philadelphia Eagles.



INO VITALE

#92

POS: DL
Height: 6'5
Weight: 330
Date of Birth: 1/18/87
Experience: R
Acquired: 2/15/17
College: Southwest Baptist University
Hometown: Pago Pago, AS

CAREER HIGHLIGHTS: Spent time with the Saskatchewan Roughriders of the Canadian Football League...Acquired by the Storm on February 15, 2017.

OTHER PROFESSIONAL EXPERIENCE: Spent time with the Roughriders...Played for the Bemidji Axemen of the Indoor Football League.

COLLEGE INFORMATION: Began his collegiate career at University of Colorado before settling in at Southwest Baptist University...SOUTHWEST BAPTIST UNIVERSITY: 2010: Started in 9-of-10 games for the Bearcats...Recorded 48.0 tackles, 11.5 tackles for loss, 5.0 sacks, two pass breakups, and a fumble

recovery...2009: Started in 7-of-11 games...Tallied 25.0 total tackles, 10.0 tackles for loss, and 4.5 sacks.

PERSONAL INFORMATION: Born January 18, 1987...Named to the All-Samoa All-Star team for his performance during his senior season...Played in the Samoa Bowl.



JEREMIAH WARREN

 #60

POS: OL **Experience:** R
Height: 6'3 **Acquired:** 1/30/17
Weight: 325 **College:** South Florida
Date of Birth: 9/20/1987 **Hometown:** Panama City, FL

CAREER HIGHLIGHTS: Signed as an undrafted free agent with the New England Patriots (NFL) in 2012... Assigned to the Storm on January 30, 2017.

OTHER PROFESSIONAL EXPERIENCE: Spent time in the National Football League with New England Patriots, Arizona Cardinals, New Orleans Saints and Tampa Bay Buccaneers... Appeared in several games for the Buccaneers during the 2015 season.

COLLEGE INFORMATION: Played at the University of South Florida 2007-11... Appeared in 45 games, with 38 career starts... Named Second Team All-Big East in his senior season with the Bulls... 2011

(Senior): Started in all 12 games on an offensive line that ranked in the top 5 of several offensive categories in the Big East... Helped the Bulls post 400 yards of total offense in 6 games and three games with over 500 yards... 2010 (Junior): Started all 13 games at the guard position... 2009 (Sophomore): Started in all 13 games for the Bulls... He was the only offensive lineman to start every game... 2008 (Freshman): Played in only seven games... 2007: Redshirted this season.

PERSONAL INFORMATION: Born on September 20, 1987... A Florida native from Panama City, FL... Prepped at Bay High School (Panama City, FL)... Was a Class 3A All-State Honorable Mention... A three sport athlete... Went 32-0 as a senior in wrestling... Was a two-time district champion in wrestling... Won district and regional titles in shot put and discus.



REESE WIGGINS

 #13

POS: WR **Experience:** R
Height: 5'11 **Acquired:** 1/24/17
Weight: 185 **College:** East Carolina
Date of Birth: 5/5/91 **Hometown:** Durham, NC

CAREER HIGHLIGHTS: Began his professional career with the New England Patriots in 2014 as an undrafted rookie free agent... Spent time with the San Jose SaberCats during training camp in 2015... Acquired by the Storm on January 24, 2017.

OTHER PROFESSIONAL EXPERIENCE: Spent time with the New England Patriots and the Detroit Lions in 2014.

COLLEGE INFORMATION: Played four seasons at East Carolina... 2013 (Senior): Appeared in 10 games... Caught 26 passes for 372 yards and four touchdowns... 2012 (Junior): Appeared in 13 games... Retailed in

25 passes for 208 yards and a touchdown... 2011 (Sophomore): Played in 10 games... Hauled in 29 passes for 432 yards and three touchdowns... 2010 (Freshman): Did not see any action... 2009: Redshirted this season.

PERSONAL INFORMATION: Born May 5, 1991... Prepped at Southern Durham H.S. (Durham, NC)... Helped lead his team to a PAC-6 title in 2008... Participated in the Shrine Bowl of the Carolinas All-Star Game.

SEASON IN REVIEW



2016 SEASON IN REVIEW

5 TIME ARENABOWL CHAMPIONS



GAME 01

ORLANDO PREDATORS (1-0) VS. TAMPA BAY STORM (0-1)

APR 1, 2016 • TAMPA, FL • AMALIE ARENA • ATT: 9,928

STORM LOSE 76-25 TO ORLANDO

TAMPA, FL - The Tampa Bay Storm celebrated their 25th anniversary in the 2016 season opener at Amalie Arena Friday night. Unfortunately for the Storm, that would be the only celebrating they would do.

In the 59th installment of the War on I-4 against intrastate rival Orlando, miscues and missed opportunities doomed the Storm in a 76-25 loss to the Predators in front of a crowd of 9,928.

The Storm have now lost four in a row and seven of their last eight meetings against Orlando.

A pair of defensive scores after halftime for Orlando (1-0 overall, 1-0 in the American Conference) put the game out of reach for the Storm. On the opening play of the second half with Tampa Bay trailing 34-13, the Storm mistimed on the exchange from quarterback and center near their own goal line, and Orlando's Mike Lewis pounced on the loose ball in the end zone for a Predators' touchdown.

On Tampa Bay's next offensive play, Paul Stephens stepped in front of Storm quarterback Adam Kennedy's pass and weaved his way 13 yards through a host of would-be tacklers for a pick six to put the Predators ahead 48-13.

Two offensive plays for the Storm to start the second half. Two touchdowns going in the opposite direction.

From there, Orlando outscored the Storm (0-1, 0-1 in the American Conference) 28-12 over the final quarter and a half to cruise to a 76-25 victory.

In the second half, Kennedy threw a 19-yard touchdown pass to T.T. Toliver (3 receptions, 56 yards) in the third quarter, and Storm backup quarterback Jonathan Bane came on in the fourth to toss a 25-yard strike to Toliver to account for the Tampa Bay's second-half scoring.

Kennedy finished the night 12-of-25 for 150 yards, three touchdowns and two interceptions. Bane came on in relief and was 5-of-8 for 65 yards, one touchdown and one pick.

Orlando scored on all five of its first-half drives to build a 34-13 cushion at halftime.

Predators quarterback Randy Hippeard connected with Greg Carr on touchdown passes of 3, 20 and 31 yards on Orlando's opening three drives.

The Storm took a 7-6 lead on their first drive after Julius Gregory (4 catches, 34 yards) caught a five-yard touchdown pass from Kennedy in the back corner of the end zone with a defender draped all over him.

After Hippeard hit Carr with his second touchdown pass to pull Orlando back in front 13-7, Tampa Bay drove to the 1-yard line but couldn't punch the ball into the end zone and turned the ball over on downs.

After Carr's third touchdown catch of the game, the Storm went four and out on their next drive, setting Orlando up in prime field position at the 7-yard line. The Predators took advantage, Terence Moore rushing into the end zone from four yards out on a sweep to the weak side of the field to put Orlando up 27-7.

Kennedy found Young on a 24-yard catch and run to cut Orlando's advantage to 27-13, but the Predators extended the lead right before halftime, Hippeard hitting Brandon Thompkins on a 22-yard scoring strike with 11 seconds left in the half.

Hippeard finished 20-of-30 for 241 yards and six touchdowns. Orlando scored on all nine of its offensive possessions.

| SCORE BY QUARTERS | 1 | 2 | 3 | 4 | SCORE |
|-------------------|----|----|----|----|-------|
| Orlando Predators | 13 | 21 | 21 | 21 | 76 |
| Tampa Bay Storm | 7 | 6 | 6 | 6 | 25 |

| SCORING SUMMARY | | | PLAY | | | SCORE | | |
|-----------------|-------|-----|--|----|---|-------|--|--|
| 1st | 10:04 | ORL | CARR, Greg 3 yd pass from HIPPEARD, Randy (LEWIS, Mark kick failed) | 6 | - | 0 | | |
| | 07:27 | TBS | GREGORY, Julius 5 yd pass from KENNEDY, Adam (PETERSON, Craig kick) | 6 | - | 7 | | |
| | 00:39 | ORL | CARR, Greg 20 yd pass from HIPPEARD, Randy (LEWIS, Mark kick) | 13 | - | 7 | | |
| 2nd | 10:54 | ORL | CARR, Greg 31 yd pass from HIPPEARD, Randy (LEWIS, Mark kick) | 20 | - | 7 | | |
| | 06:06 | ORL | MOORE, Terence 4 yd run (LEWIS, Mark kick) | 27 | - | 7 | | |
| | 02:51 | TBS | YOUNG, Gerald 24 yd pass from KENNEDY, A (PETERSON, C kick blocked) | 27 | - | 13 | | |
| | 00:11 | ORL | THOMPCKINS, Brandon 22 yd pass from HIPPEARD, Randy (LEWIS, Mark kick) | 34 | - | 13 | | |
| 3rd | 14:10 | ORL | LEWIS, Mike 0 yd fumble recovery (LEWIS, Mark kick) | 41 | - | 13 | | |
| | 13:05 | ORL | STEPHENS, Paul 13 yd interception return (LEWIS, Mark kick) | 48 | - | 13 | | |
| | 06:35 | TBS | TOLIVER, T.T. 19 yd pass from KENNEDY, A (PETERSON, C kick blocked) | 48 | - | 19 | | |
| | 02:14 | ORL | THOMPCKINS, Brandon 9 yd pass from HIPPEARD, Randy (LEWIS, Mark kick) | 55 | - | 19 | | |
| 4th | 14:16 | ORL | CARR, Greg 41 yd pass from HIPPEARD, Randy (LEWIS, Mark kick) | 62 | - | 19 | | |
| | 08:00 | ORL | MCCRAY, Jordan 4 yd pass from MORRIS, Bernard (LEWIS, Mark kick) | 69 | - | 19 | | |
| | 04:59 | TBS | TOLIVER, T.T. 25 yd pass from BANE, Jonathan (PETERSON, C pass failed) | 69 | - | 25 | | |
| | 02:03 | ORL | BROWN, LaMark 15 yd pass from MORRIS, Bernard (LEWIS, Mark kick) | 76 | - | 25 | | |

| TAMPA BAY STORM | | | | | | | |
|-----------------|----------|----------|----------|----------|----------|----------|------------|
| RUSHING | NO. | GAIN | LOSS | NET | TD | LG | AVG. |
| BANE | 1 | 2 | 0 | 2 | 0 | 2 | 2.0 |
| HENDRIX | 2 | 2 | 3 | -1 | 0 | 2 | -0.5 |
| TOTALS | 3 | 4 | 3 | 1 | 0 | 2 | 0.3 |

| PASSING | | | | | | | | |
|---------------|----------------|------------|----------|-----------|----------|--|--|--|
| CMP-ATT-INT | YDS | TD | LONG | SACK | | | | |
| KENNEDY | 12-25-2 | 150 | 3 | 26 | 0 | | | |
| BANE | 5-8-1 | 65 | 1 | 25 | 1 | | | |
| TEAM | 0-0-0 | -4 | 0 | 0 | 0 | | | |
| TOTALS | 17-33-3 | 211 | 4 | 26 | 1 | | | |

| ORLANDO PREDATORS | | | | | | | |
|-------------------|----------|----------|----------|----------|----------|----------|------------|
| RUSHING | NO. | GAIN | LOSS | NET | TD | LG | AVG. |
| MOORE | 1 | 4 | 0 | 4 | 1 | 4 | 4.0 |
| MCCRAY | 1 | 4 | 0 | 4 | 0 | 4 | 4.0 |
| MORRIS | 1 | 1 | 0 | 1 | 0 | 1 | 1.0 |
| TOTALS | 3 | 9 | 0 | 9 | 1 | 4 | 3.0 |

| PASSING | | | | | | | | |
|---------------|----------------|------------|----------|-----------|----------|--|--|--|
| CMP-ATT-INT | YDS | TD | LONG | SACK | | | | |
| HIPPEARD | 20-30-0 | 241 | 6 | 41 | 0 | | | |
| MORRIS | 4-7-0 | 50 | 2 | 16 | 0 | | | |
| TOTALS | 24-37-0 | 291 | 8 | 41 | 0 | | | |

| RECEIVING | | | | | | | | |
|---------------|-----------|------------|----------|-----------|--|--|--|--|
| NO. | YDS | TD | LG | | | | | |
| BROWN | 9 | 105 | 1 | 18 | | | | |
| CARR | 7 | 113 | 4 | 41 | | | | |
| THOMPCKINS | 6 | 61 | 2 | 22 | | | | |
| CHANCELLOR | 1 | 8 | 0 | 8 | | | | |
| MCCRAY | 1 | 4 | 1 | 4 | | | | |
| TOTALS | 24 | 291 | 8 | 41 | | | | |

| MFG | | | KICKOFFS | | | INTERCEPT | | |
|---------------|----------|----------|----------|----------|-----------|-----------|----------|----------|
| NO | YDS | LG | NO | YDS | LG | NO | YDS | LG |
| YOUNG | 0 | 0 | 0 | 5 | 96 | 31 | 0 | 0 |
| GREGORY | 0 | 0 | 0 | 2 | -2 | 0 | 0 | 0 |
| TOTALS | 0 | 0 | 0 | 7 | 94 | 31 | 0 | 0 |

| MFG | | | KICKOFFS | | | INTERCEPT | | |
|---------------|----------|----------|----------|----------|-----------|-----------|----------|-----------|
| NO | YDS | LG | NO | YDS | LG | NO | YDS | LG |
| THOMPCKINS | 0 | 0 | 0 | 4 | 71 | 25 | 0 | 0 |
| STEPHENS | 0 | 0 | 0 | 1 | 0 | 0 | 1 | 13 |
| SONIE | 0 | 0 | 0 | 0 | 0 | 0 | 2 | 0 |
| TOTALS | 0 | 0 | 0 | 5 | 71 | 25 | 3 | 13 |

| TAMPA BAY STORM | U | A | TT | TFL/YDS | FF | FR-YDS | INT-YDS | BRUP | BLKD | SK/YDS | QBH |
|-----------------|---|---|-----|---------|----|--------|---------|------|------|--------|-----|
| MCLENN | 6 | 1 | 6.5 | | | | | 1 | | | |
| HARRELL | 4 | | 4.0 | | | | | | | | |
| STUBBS | 2 | 2 | 3.0 | | | | | | | | |
| HILL | 1 | 3 | 2.5 | | | | | | | | |
| BARROW | 1 | 1 | 1.5 | | | | | | | | |
| PITTMAN | 1 | 1 | 1.5 | | | | | | | | 1 |
| TOLIVER | 1 | | 1.0 | | | | | | | | |
| YOUNG | 1 | | 1.0 | | | | | | | | |
| WASHINGTON | 1 | | 1.0 | | | | | | | | 2 |
| DAWKINS | | 2 | 1.0 | | | | | | | | |
| EBAGUA | | 2 | 1.0 | | | | | | | | |
| GORDON | | | | | | | | | | | 1 |

FIELD GOAL ATTEMPTS

None

| ORLANDO PREDATORS | U | A | TT | TFL/YDS | FF | FR-YDS | INT-YDS | BRUP | BLKD | SK/YDS | QBH |
|-------------------|---|---|-----|---------|----|--------|---------|------|------|--------|-----|
| SONIE | 7 | 1 | 7.5 | | | | 2-0 | 2 | | | |
| RICHARDSON | 5 | | 5.0 | | | | | 1 | | | |
| CHANCELLOR | 2 | 3 | 3.5 | | | | | | | | |
| STEPHENS | 2 | | 2.0 | | | | 1-13 | 1 | | | |
| CATO-BISHOP | 1 | 1 | 1.5 | 1.5/5 | | | | | | 0.5/2 | 1 |
| LEWIS | 1 | 1 | 1.5 | 0.5/2 | | 1-0 | | | | 0.5/2 | |
| THOMPCKINS | 1 | 1 | 1.5 | | | | | | | | |
| MCGINNIS | 1 | | 1.0 | | | | | | 2 | | 2 |
| MORRIS | | 1 | 0.5 | | | | | | | | |

FIELD GOAL ATTEMPTS

None

TEAM STATS

| TEAM TOTALS | ORL | TAM |
|-------------------------------------|---------|---------|
| FIRST DOWNS | 21 | 14 |
| Rushing | 2 | 0 |
| Passing | 16 | 11 |
| Penalty | 3 | 3 |
| NET YARDS RUSHING | 9 | 1 |
| Rushing Attempts | 3 | 3 |
| Average Per Rush | 3.0 | 0.3 |
| Rushing Touchdowns | 1 | 0 |
| NET YARDS PASSING | 291 | 211 |
| Completions-Attempts-Int | 24-37-0 | 17-33-3 |
| Average Per Attempt | 7.9 | 6.4 |
| Average Per Completion | 12.1 | 12.4 |
| Passing Touchdowns | 8 | 4 |
| TOTAL OFFENSE YARDS | 300 | 212 |
| Total offense plays | 40 | 37 |
| Average Gain Per Play | 7.5 | 5.7 |
| Fumbles: Number-Lost | 0-0 | 1-1 |
| Penalties: Number-Yards | 5-44 | 8-48 |
| KICKOFFS-YARDS | 12-656 | 5-272 |
| Average Yards Per Kickoff | 54.7 | 54.4 |
| Net Yards Per Kickoff | 44.8 | 40.2 |
| Touchbacks | 5 | 0 |
| MFG Returns: Number-Yards-TD | 0-0-0 | 0-0-0 |
| Average Per Return | 0.0 | 0.0 |

| TEAM TOTALS | ORL | TAM |
|---------------------------------------|--------|--------|
| Kickoff returns: Number-Yds-TD | 5-71-0 | 7-94-0 |
| Average Per Return | 14.2 | 13.4 |
| Interceptions: Number-Yds-TD | 3-13-1 | 0-0-0 |
| Fumble Returns: Number-Yds-TD | 0-0-1 | 0-0-0 |
| Miscellaneous Yards | 0 | -1 |
| Possession Time | 32:37 | 27:23 |
| 1st Quarter | 12:16 | 2:44 |
| 2nd Quarter | 5:45 | 9:15 |
| 3rd Quarter | 6:26 | 8:34 |
| 4th Quarter | 8:10 | 6:50 |
| Third-Down Conversions | 6 of 8 | 1 of 5 |
| Fourth-Down Conversions | 1 of 1 | 1 of 4 |
| Red-Zone Scores-Chances | 4-4 | 1-2 |
| Touchdowns | 4-4 | 1-2 |
| Field goals | 0-4 | 0-2 |
| Sacks By: Number-Yards | 1-4 | 0-0 |
| PAT Kicks | 10-11 | 1-3 |
| 2-Point drop-kick PATs | 0-0 | 0-0 |
| Field Goals | 0-0 | 0-0 |
| 4-Point drop kick FGs | 0-0 | 0-0 |
| Touchdowns (Rush-Pass-Return) | 1-8-2 | 0-4-0 |
| Points off turnovers | 21 | 0 |

2016 SEASON IN REVIEW

5 TIME ARENABOWL CHAMPIONS



GAME 02

TAMPA BAY STORM (0-2) AT CLEVELAND GLADIATORS (1-1)

APR 9, 2016 • CLEVELAND, OH • QUICKEN LOANS ARENA • ATT: 11,892

STORM FALLS IN CLEVELAND, 41-29

CLEVELAND, OH - The Tampa Bay Storm (0-2, 0-1) were defeated by the Cleveland Gladiators (1-1, 0-0) by a score of 41-29 on Saturday night in front of 11,892 fans at Quicken Loans Arena. The night was a back-and-forth match, with Cleveland earning its first win of the season on a game-winning interception by Gladiators defensive back Joe Powell with 18.4 seconds left and the Storm on the Cleveland 4-yard line.

The Storm offense saw both Adam Kennedy and Jonathan Bane under center. Before going down with an injury, Kennedy completed 11-of-20 passes for 95 yards and a touchdown. He'd also rush twice for 14 yards and a touchdown. Bane finished the game, completing 7-of-17 passes for 61 yards and two touchdowns.

Storm newcomer, and red zone threat, V'Keon Lacey made his presence known. He would go on to reel in three passes for 18 yards and two touchdowns, both in the red zone.

The Gladiators were led by quarterback Dennis Havrilla who made the start for an injured Chris Dieker. Havrilla completed 23-of-34 passes for 219 yards and five touchdowns.

| SCORE BY QUARTERS | 1 | 2 | 3 | 4 | SCORE |
|----------------------|----|----|----|----|-------|
| Tampa Bay Storm | 12 | 0 | 14 | 3 | 29 |
| Cleveland Gladiators | 0 | 14 | 7 | 20 | 41 |

| SCORING SUMMARY | PLAY | | | | SCORE |
|-----------------|-------|-----|------------------|---|---------|
| 1st | 12:17 | TBS | KENNEDY, Adam | 2 yd run (PETERSON, Craig kick failed) | 6 - 0 |
| | 00:05 | TBS | BARNETT, Phillip | 18 yd pass from KENNEDY, A (PETERSON, C kick failed) | 12 - 0 |
| 2nd | 10:10 | CLE | LEWIS, Thyron | 9 yd pass from HAVRILLA, D. (TREVINO, Adrian kick) | 12 - 7 |
| | 06:09 | CLE | TAYLOR, Collin | 4 yd pass from HAVRILLA, D. (TREVINO, Adrian kick) | 12 - 14 |
| 3rd | 11:34 | TBS | LACEY, V'Keon | 8 yd pass from BANE, Jonathan (PETERSON, Craig kick) | 19 - 14 |
| | 08:30 | CLE | TAYLOR, Collin | 19 yd pass from HAVRILLA, D. (TREVINO, Adrian kick) | 19 - 21 |
| | 04:20 | TBS | LACEY, V'Keon | 3 yd pass from BANE, Jonathan (PETERSON, Craig kick) | 26 - 21 |
| 4th | 08:37 | CLE | LEWIS, Thyron | 19 yd pass from HAVRILLA, D. (TREVINO, Adrian kick) | 26 - 28 |
| | 03:46 | TBS | PETERSON, Craig | 25 yd field goal | 29 - 28 |
| | 01:24 | CLE | TAYLOR, Collin | 26 yd pass from HAVRILLA, D. (HAVRILLA, D. pass failed) | 29 - 34 |
| | 00:09 | CLE | POWELL, Joe | 52 yd interception return (TREVINO, Adrian kick) | 29 - 41 |

| TAMPA BAY STORM | | | | | | | |
|-----------------|----------|-----------|----------|-----------|----------|-----------|------------|
| RUSHING | NO. | GAIN | LOSS | NET | TD | LG | AVG. |
| KENNEDY | 2 | 14 | 0 | 14 | 1 | 12 | 7.0 |
| BANE | 2 | 3 | 0 | 3 | 0 | 2 | 1.5 |
| HENDRIX | 3 | 1 | 2 | -1 | 0 | 1 | -0.3 |
| TOTALS | 7 | 18 | 2 | 16 | 1 | 12 | 2.3 |

| PASSING | | | | | | | |
|---------------|-----------|-----------|----------|------------|----------|-----------|----------|
| | CMP | ATT | INT | YDS | TD | LONG | SACK |
| KENNEDY | 11 | 20 | 2 | 95 | 1 | 18 | 2 |
| BANE | 7 | 17 | 1 | 61 | 2 | 20 | 0 |
| TEAM | 0 | 0 | 0 | -13 | 0 | 0 | 0 |
| TOTALS | 18 | 37 | 3 | 143 | 3 | 20 | 2 |

| RECEIVING | | | | | | | |
|---------------|-----------|------------|----------|-----------|--|--|--|
| | NO. | YDS | TD | LG | | | |
| BARNETT | 7 | 69 | 1 | 20 | | | |
| TOLIVER | 5 | 41 | 0 | 11 | | | |
| YOUNG | 3 | 28 | 0 | 15 | | | |
| LACEY | 3 | 18 | 2 | 8 | | | |
| TOTALS | 18 | 156 | 3 | 20 | | | |

| ALL RETURNS | ----MFG---- | | | ---KICKOFFS--- | | | ---INTERCEPT--- | | |
|---------------|-------------|----------|----------|----------------|------------|-----------|-----------------|----------|----------|
| | NO | YDS | LG | NO | YDS | LG | NO | YDS | LG |
| YOUNG | 0 | 0 | 0 | 5 | 103 | 37 | 0 | 0 | 0 |
| STUBBS | 0 | 0 | 0 | 0 | 0 | 0 | 1 | 5 | 5 |
| TOTALS | 0 | 0 | 0 | 5 | 103 | 37 | 1 | 5 | 5 |

| CLEVELAND GLADIATORS | | | | | | | |
|----------------------|----------|----------|----------|-----------|----------|----------|-------------|
| RUSHING | NO. | GAIN | LOSS | NET | TD | LG | AVG. |
| TAYLOR | 1 | 0 | 0 | 0 | 0 | 0 | 0.0 |
| HAVRILLA | 1 | 0 | 0 | 0 | 0 | 0 | 0.0 |
| MANLEY | 2 | 2 | 3 | -1 | 0 | 2 | -0.5 |
| TOTALS | 4 | 2 | 3 | -1 | 0 | 2 | -0.2 |

| PASSING | | | | | | | |
|---------------|-----------|-----------|----------|------------|----------|-----------|----------|
| | CMP | ATT | INT | YDS | TD | LONG | SACK |
| HAVRILLA | 23 | 34 | 1 | 219 | 5 | 26 | 0 |
| TOTALS | 23 | 34 | 1 | 219 | 5 | 26 | 0 |

| RECEIVING | | | | | | | |
|---------------|-----------|------------|----------|-----------|--|--|--|
| | NO. | YDS | TD | LG | | | |
| LEWIS | 10 | 94 | 2 | 22 | | | |
| GOODMAN | 8 | 56 | 0 | 12 | | | |
| TAYLOR | 5 | 69 | 3 | 26 | | | |
| TOTALS | 23 | 219 | 5 | 26 | | | |

| ALL RETURNS | ----MFG---- | | | ---KICKOFFS--- | | | ---INTERCEPT--- | | |
|---------------|-------------|----------|----------|----------------|-----------|-----------|-----------------|-----------|-----------|
| | NO | YDS | LG | NO | YDS | LG | NO | YDS | LG |
| BEAVERS | 0 | 0 | 0 | 4 | 63 | 22 | 0 | 0 | 0 |
| POWELL | 0 | 0 | 0 | 0 | 0 | 0 | 2 | 71 | 52 |
| NELSON | 0 | 0 | 0 | 0 | 0 | 0 | 1 | 8 | 8 |
| TOTALS | 0 | 0 | 0 | 4 | 63 | 22 | 3 | 79 | 52 |

| TAMPA BAY STORM | U | A | TT | TFL/YDS | FF | FR-YDS | INT-YDS | BRUP | BLKD | SK/YDS | QBH |
|-----------------|---|---|-----|---------|----|--------|---------|------|------|--------|-----|
| STUBBS | 7 | 5 | 9.5 | 1.0/2 | | 1-1 | 1-5 | 1 | | | |
| HILL | 2 | 5 | 4.5 | | | | | | | | 1 |
| MCGLENN | 2 | 3 | 3.5 | | | | | 2 | | | |
| HARRELL | 2 | 1 | 2.5 | | | | | | | | |
| BARNETT | 1 | 1 | 1.5 | | | | | | | | |
| WASHINGTON | 1 | | 1.0 | | | | | | | | |
| DAWKINS | | 1 | 0.5 | | 1 | | | | | | 2 |
| MCCLINTON | | 1 | 0.5 | | | | | | | | |
| GORDON | | 1 | 0.5 | | | | | 1 | | | 1 |
| HENDRIX | | 1 | 0.5 | | | | | | | | |
| YOUNG | | 1 | 0.5 | | | | | | | | |
| PITTMAN | | | | | | | | | | | 1 |
| PETERSON | | | | | | 1-0 | | | | | |
| TOLIVER | | | | | 1 | | | | | | |

FIELD GOAL ATTEMPTS

PETERSON 4th 03:46 25 yards Good

| CLEVELAND GLADIATORS | U | A | TT | TFL/YDS | FF | FR-YDS | INT-YDS | BRUP | BLKD | SK/YDS | QBH |
|----------------------|---|---|-----|---------|----|--------|---------|------|------|--------|-----|
| POWELL | 6 | 2 | 7.0 | | | | 2-71 | 2 | | | |
| STEPHENS | 6 | 2 | 7.0 | | | | | 3 | | | |
| COLLING | 3 | | 3.0 | 2.0/7 | | | | | | 1.0/6 | 2 |
| NELSON | 1 | 4 | 3.0 | | | | 1-8 | | | | |
| MADSEN | 2 | | 2.0 | | | | | | | | |
| ROSS | 1 | 2 | 2.0 | | | | | 2 | | | |
| KEOSHIAN | 1 | 1 | 1.5 | 1.0/7 | | | | 1 | | 1.0/7 | 1 |
| TREVINO | 1 | | 1.0 | | | | | | | | |
| LEWIS | 1 | | 1.0 | | | | | | | | |
| ROSE | | 2 | 1.0 | 0.5/1 | | | | | | | |
| YOUNG | | 2 | 1.0 | 0.5/0 | | | | | | | |
| ROBINSON | | 1 | 0.5 | | | | | | | | |

FIELD GOAL ATTEMPTS

None

TEAM STATS

| TEAM TOTALS | TAM | CLE |
|-------------------------------------|---------|---------|
| FIRST DOWNS | 15 | 14 |
| Rushing | 2 | 0 |
| Passing | 8 | 13 |
| Penalty | 5 | 1 |
| NET YARDS RUSHING | 16 | -1 |
| Rushing Attempts | 7 | 4 |
| Average Per Rush | 2.3 | -0.2 |
| Rushing Touchdowns | 1 | 0 |
| NET YARDS PASSING | 143 | 219 |
| Completions-Attempts-Int | 18-37-3 | 23-34-1 |
| Average Per Attempt | 3.9 | 6.4 |
| Average Per Completion | 7.9 | 9.5 |
| Passing Touchdowns | 3 | 5 |
| TOTAL OFFENSE YARDS | 159 | 218 |
| Total offense plays | 46 | 38 |
| Average Gain Per Play | 3.5 | 5.7 |
| Fumbles: Number-Lost | 0-0 | 2-2 |
| Penalties: Number-Yards | 5-36 | 8-42 |
| KICKOFFS-YARDS | 6-336 | 5-281 |
| Average Yards Per Kickoff | 56.0 | 56.2 |
| Net Yards Per Kickoff | 43.8 | 35.6 |
| Touchbacks | 2 | 0 |
| MFG Returns: Number-Yards-TD | 0-0-0 | 0-0-0 |
| Average Per Return | 0.0 | 0.0 |

| TEAM TOTALS | TAM | CLE |
|---------------------------------------|---------|--------|
| Kickoff returns: Number-Yds-TD | 5-103-0 | 4-63-0 |
| Average Per Return | 20.6 | 15.8 |
| Interceptions: Number-Yds-TD | 1-5-0 | 3-79-1 |
| Fumble Returns: Number-Yds-TD | 1-1-0 | 0-0-0 |
| Miscellaneous Yards | 5 | 4 |
| Possession Time | 31:27 | 28:33 |
| 1st Quarter | 9:04 | 5:56 |
| 2nd Quarter | 6:38 | 8:22 |
| 3rd Quarter | 8:24 | 6:36 |
| 4th Quarter | 7:21 | 7:39 |
| Third-Down Conversions | 3 of 8 | 2 of 6 |
| Fourth-Down Conversions | 1 of 3 | 2 of 4 |
| Red-Zone Scores-Chances | 4-6 | 2-3 |
| Touchdowns | 4-6 | 2-3 |
| Field goals | 0-6 | 0-3 |
| Sacks By: Number-Yards | 0-0 | 2-13 |
| PAT Kicks | 2-4 | 5-5 |
| 2-Point drop-kick PATs | 0-0 | 0-0 |
| Field Goals | 1-1 | 0-0 |
| 4-Point drop kick FGs | 0-0 | 0-0 |
| Touchdowns (Rush-Pass-Return) | 1-3-0 | 0-5-1 |
| Points off turnovers | 12 | 14 |

2016 SEASON IN REVIEW

5 TIME ARENABOWL CHAMPIONS



GAME 03

TAMPA BAY STORM (0-3) VS. ARIZONA RATTLERS (3-0)

APR 16, 2016 • PHOENIX, AZ • TALKING STICK RESORT ARENA • ATT: 14,872

STORM FALLS TO RATTLERS, 60-27

PHOENIX, AZ - The Tampa Bay Storm (0-3, 0-1) were defeated by the Arizona Rattlers (3-0, 2-0) by a score of 60-27 on Saturday Night in front of 14,872 fans at Talking Stick Resort Arena. The night saw the return of Storm quarterback Jason Boltus.

Boltus led the Storm offense, completing 11-of-37 passes for 186 yards and three touchdowns. He would also rush three times for three yards and a touchdown. The Storm's top receiver of the night was V'Keon Lacey who caught five passes for 80 yards and a touchdown.

The Rattlers offense was led by quarterback Nick Davila, who completed 28-of-37 passes for 249 yards and seven touchdowns. Davila's favorite target of the night was receiver Rod Windsor, who caught 13 passes for 141 yards and four touchdowns.

SCORE BY QUARTERS

| | 1 | 2 | 3 | 4 | SCORE |
|------------------|----|----|----|----|-------|
| Tampa Bay Storm | 0 | 13 | 7 | 7 | 27 |
| Arizona Rattlers | 13 | 20 | 14 | 13 | 60 |

SCORING SUMMARY

| | PLAY | SCORE |
|-----|--|---------|
| 1st | 09:47 ARI WINDSOR, Rod 18 yd pass from DAVILA, Nick (ZENDEJAS, Alex kick failed) | 0 - 6 |
| | 02:06 ARI PURIFY, Maurice 3 yd pass from DAVILA, Nick (ZENDEJAS, Alex kick) | 0 - 13 |
| 2nd | 14:53 TBS TOLIVER, T.T. 30 yd pass from BOLTUS, Jason (PETERSON, Craig kick blocked) | 6 - 13 |
| | 10:46 TBS BARNETT, Phillip 41 yd pass from BOLTUS, Jason (PETERSON, Craig kick) | 13 - 13 |
| | 08:22 ARI DEADDER, Chase 13 yd pass from DAVILA, Nick (ZENDEJAS, Alex kick) | 13 - 20 |
| | 03:04 ARI GLASPER, Tyre 32 yd fumble recovery (ZENDEJAS, Alex kick failed) | 13 - 26 |
| | 00:08 ARI PURIFY, Maurice 5 yd pass from DAVILA, Nick (ZENDEJAS, Alex kick) | 13 - 33 |
| 3rd | 10:44 ARI WINDSOR, Rod 2 yd pass from DAVILA, Nick (ZENDEJAS, Alex kick) | 13 - 40 |
| | 08:07 TBS LACEY, V'Keon 15 yd pass from BOLTUS, Jason (PETERSON, Craig kick) | 20 - 40 |
| | 00:46 ARI WINDSOR, Rod 4 yd pass from DAVILA, Nick (ZENDEJAS, Alex kick) | 20 - 47 |
| 4th | 14:55 TBS BOLTUS, Jason 1 yd run (PETERSON, Craig kick) | 27 - 47 |
| | 04:09 ARI WINDSOR, Rod 5 yd pass from DAVILA, Nick (ZENDEJAS, Alex kick) | 27 - 54 |
| | 01:52 ARI REED, Kerry 40 yd interception return (ZENDEJAS, Alex kick failed) | 27 - 60 |

TAMPA BAY STORM

| RUSHING | NO. | GAIN | LOSS | NET | TD | LG | AVG. |
|---------------|----------|----------|----------|----------|----------|----------|------------|
| BOLTUS | 3 | 3 | 0 | 3 | 1 | 2 | 1.0 |
| TOTALS | 3 | 3 | 0 | 3 | 1 | 2 | 1.0 |

PASSING

| | CMP | ATT | INT | YDS | TD | LONG | SACK |
|---------------|----------------|------------|----------|-----------|----------|------|------|
| BOLTUS | 11-37-1 | 186 | 3 | 41 | 1 | | |
| TEAM | 0-0-0 | -9 | 0 | 0 | 0 | | |
| TOTALS | 11-37-1 | 177 | 3 | 41 | 1 | | |

RECEIVING

| | NO. | YDS | TD | LG |
|---------------|-----------|------------|----------|-----------|
| LACEY | 5 | 80 | 1 | 21 |
| BARNETT | 4 | 70 | 1 | 41 |
| TOLIVER | 2 | 36 | 1 | 30 |
| TOTALS | 11 | 186 | 3 | 41 |

ALL RETURNS

| | ----MFG---- | | | ---KICKOFFS--- | | | ---INTERCEPT--- | | |
|---------------|-------------|----------|----------|----------------|------------|-----------|-----------------|----------|----------|
| | NO | YDS | LG | NO | YDS | LG | NO | YDS | LG |
| TOLIVER | 0 | 0 | 0 | 1 | 4 | 4 | 0 | 0 | 0 |
| MCGLENN | 0 | 0 | 0 | 6 | 163 | 54 | 0 | 0 | 0 |
| YOUNG | 0 | 0 | 0 | 1 | 13 | 13 | 0 | 0 | 0 |
| TOTALS | 0 | 0 | 0 | 8 | 180 | 54 | 0 | 0 | 0 |

ARIZONA RATTLERS

| RUSHING | NO. | GAIN | LOSS | NET | TD | LG | AVG. |
|---------------|----------|----------|----------|----------|----------|----------|------------|
| WINDSOR | 1 | 5 | 0 | 5 | 0 | 5 | 5.0 |
| BENSON | 4 | 3 | 1 | 2 | 0 | 2 | 0.5 |
| DEADDER | 1 | 0 | 0 | 0 | 0 | 0 | 0.0 |
| DAVILA | 3 | 0 | 1 | -1 | 0 | 0 | -0.3 |
| TOTALS | 9 | 8 | 2 | 6 | 0 | 5 | 0.7 |

PASSING

| | CMP | ATT | INT | YDS | TD | LONG | SACK |
|---------------|----------------|------------|----------|-----------|----------|------|------|
| DAVILA | 28-37-0 | 249 | 7 | 18 | 0 | | |
| TOTALS | 28-37-0 | 249 | 7 | 18 | 0 | | |

RECEIVING

| | NO. | YDS | TD | LG |
|---------------|-----------|------------|----------|-----------|
| WINDSOR | 13 | 141 | 4 | 18 |
| PURIFY | 7 | 45 | 2 | 14 |
| DEADDER | 4 | 37 | 1 | 15 |
| BENSON | 3 | 19 | 0 | 12 |
| REED | 1 | 7 | 0 | 7 |
| TOTALS | 28 | 249 | 7 | 18 |

ALL RETURNS

| | ----MFG---- | | | ---KICKOFFS--- | | | ---INTERCEPT--- | | |
|---------------|-------------|-----------|-----------|----------------|-----------|-----------|-----------------|-----------|-----------|
| | NO | YDS | LG | NO | YDS | LG | NO | YDS | LG |
| REED | 0 | 0 | 0 | 0 | 0 | 0 | 1 | 40 | 40 |
| BROWN | 1 | 23 | 23 | 5 | 74 | 36 | 0 | 0 | 0 |
| TOTALS | 1 | 23 | 23 | 5 | 74 | 36 | 1 | 40 | 40 |

| TAMPA BAY STORM | U | A | TT | TFL/YDS | FF | FR-YDS | INT-YDS | BRUP | BLKD | SK/YDS | QBH |
|-----------------|---|---|-----|---------|----|--------|---------|------|------|--------|-----|
| HILL | 6 | 2 | 7.0 | 1.0/1 | | 1-7 | | | | | |
| HARRELL | 6 | 1 | 6.5 | | | | | | | | |
| ADDISON | 6 | | 6.0 | | | | | 1 | | | |
| GORDON | 2 | 3 | 3.5 | 0.5/1 | | | | | | | |
| STUBBS | 3 | | 3.0 | | | | | | | | |
| MCGLENN | 2 | 1 | 2.5 | | | | | | | | |
| SCOTT | 1 | | 1.0 | | | | | | | | |
| PETERSON | 1 | | 1.0 | | | | | | | | |
| LACEY | 1 | | 1.0 | | | | | | | | |
| TOLIVER | 1 | | 1.0 | | | | | | | | |
| MCCLINTON | | 2 | 1.0 | | | | | | | | |
| WASHINGTON | | 1 | 0.5 | 0.5/0 | | | | | | | 1 |

FIELD GOAL ATTEMPTS

| | | | | |
|----------|-----|-------|----------|----------|
| PETERSON | 1st | 12:18 | 61 yards | Missed |
| PETERSON | 1st | 06:05 | 61 yards | Returned |

| ARIZONA RATTLERS | U | A | TT | TFL/YDS | FF | FR-YDS | INT-YDS | BRUP | BLKD | SK/YDS | QBH |
|------------------|---|---|-----|---------|----|--------|---------|------|------|--------|-----|
| FLOYD | 3 | | 3.0 | | | | | | | | |
| BROWN | 3 | | 3.0 | | | | | 1 | | | |
| REED | 3 | | 3.0 | | | | 1-40 | 1 | | | |
| ZENDEJAS | 2 | | 2.0 | | | | | | | | |
| MCALLISTER | 1 | | 1.0 | | | | | | | | |
| TYSON | 1 | | 1.0 | | | | | 2 | | | |
| GLASPER | 1 | | 1.0 | 1.0/9 | | 1-32 | | | 1 | 1.0/9 | 1 |
| WINDSOR | 1 | | 1.0 | | | | | | | | |
| CHAPMAN | 1 | | 1.0 | | | | | 6 | | | |
| PURIFY | 1 | | 1.0 | | | | | | | | |
| MORTON | 1 | | 1.0 | | | | | | | | |
| DEADDER | 1 | | 1.0 | | | | | | | | |
| BOREL | | | | | | | | | | | 2 |

FIELD GOAL ATTEMPTS

None

TEAM STATS

| TEAM TOTALS | TAM | ARI |
|-------------------------------------|---------|---------|
| FIRST DOWNS | 9 | 20 |
| Rushing | 1 | 0 |
| Passing | 8 | 18 |
| Penalty | 0 | 2 |
| NET YARDS RUSHING | 3 | 6 |
| Rushing Attempts | 3 | 9 |
| Average Per Rush | 1.0 | 0.7 |
| Rushing Touchdowns | 1 | 0 |
| NET YARDS PASSING | 177 | 249 |
| Completions-Attempts-Int | 11-37-1 | 28-37-0 |
| Average Per Attempt | 4.8 | 6.7 |
| Average Per Completion | 16.1 | 8.9 |
| Passing Touchdowns | 3 | 7 |
| TOTAL OFFENSE YARDS | 180 | 255 |
| Total offense plays | 41 | 46 |
| Average Gain Per Play | 4.4 | 5.5 |
| Fumbles: Number-Lost | 1-1 | 1-1 |
| Penalties: Number-Yards | 5-19 | 2-14 |
| KICKOFFS-YARDS | 5-250 | 10-551 |
| Average Yards Per Kickoff | 50.0 | 55.1 |
| Net Yards Per Kickoff | 35.2 | 36.1 |
| Touchbacks | 0 | 2 |
| MFG Returns: Number-Yards-TD | 0-0-0 | 1-23-0 |
| Average Per Return | 0.0 | 23.0 |

| TEAM TOTALS | TAM | ARI |
|---------------------------------------|---------|--------|
| Kickoff returns: Number-Yds-TD | 8-180-0 | 5-74-0 |
| Average Per Return | 22.5 | 14.8 |
| Interceptions: Number-Yds-TD | 0-0-0 | 1-40-1 |
| Fumble Returns: Number-Yds-TD | 1-7-0 | 1-32-1 |
| Miscellaneous Yards | 0 | 0 |
| Possession Time | 25:59 | 34:01 |
| 1st Quarter | 7:25 | 7:35 |
| 2nd Quarter | 8:51 | 6:09 |
| 3rd Quarter | 2:37 | 12:23 |
| 4th Quarter | 7:06 | 7:54 |
| Third-Down Conversions | 1 of 8 | 4 of 8 |
| Fourth-Down Conversions | 1 of 3 | 2 of 3 |
| Red-Zone Scores-Chances | 1-2 | 6-8 |
| Touchdowns | 1-2 | 6-8 |
| Field goals | 0-2 | 0-8 |
| Sacks By: Number-Yards | 0-0 | 1-9 |
| PAT Kicks | 3-4 | 6-9 |
| 2-Point drop-kick PATs | 0-0 | 0-0 |
| Field Goals | 0-2 | 0-0 |
| 4-Point drop kick FGs | 0-0 | 0-0 |
| Touchdowns (Rush-Pass-Return) | 1-3-0 | 0-7-2 |
| Points off turnovers | 0 | 12 |

2016 SEASON IN REVIEW

5 TIME ARENABOWL CHAMPIONS



GAME 04

JACKSONVILLE SHARKS (2-3) VS. TAMPA BAY STORM (0-4)
MAY 1, 2016 • TAMPA, FL • AMALIE ARENA • ATT: 8,438

STORM DROPS ONE TO THE SHARKS, 33-27

TAMPA, FL - The Tampa Bay Storm (0-4, 0-2) fell to the Jacksonville Sharks (2-3, 2-1) in the waning minutes of the fourth quarter. With 4:35 left in regulation, Sharks quarterback Tommy Grady found newly acquired wide receiver, Prechae Rodriguez in the back of the end zone for the touchdown. The score would prove to be the game-winning touchdown as Jacksonville went up 33-27 and never looked back, holding the Storm scoreless on its final drive.

Rookie Storm quarterback Jonathan Bane made his starting debut, connecting on 21-of-38 passes for 281 yards and three touchdowns. His top-target of the night was 13-year veteran T.T. Toliver. Toliver led all receivers in yardage with 148 yards on nine catches with two touchdowns.

The beginning of the game saw a jolt of energy from Storm newcomer Mike Washington. Washing joined the team last week in a trade with the

Arizona Rattlers. He opened the scoring with a 58-yard kick return for a touchdown to put the Storm up 7-0. Washington finished the night with four catches for 65 yards.

The Sharks were led by Grady who completed 28-of-37 passes for 308 yards and four touchdowns. His favorite target was Tiger Jones, who caught 10 passes for 106 yards and a touchdown. Former receiver Joe Hills also notched a 135 yards and a touchdowns on seven catches.

Defensively the Storm held one of the most high-powered offenses to just 33 points, the lowest point total for the Sharks this season. The team forced several turnovers, including a fumble recovery by defensive back Cortez Stubbs and an interception by defensive back James Harrell. However, it was not enough to hold on for the win.

| SCORE BY QUARTERS | 1 | 2 | 3 | 4 | SCORE |
|---------------------|----|---|---|---|-------|
| Jacksonville Sharks | 13 | 6 | 7 | 7 | 33 |
| Tampa Bay Storm | 7 | 6 | 7 | 7 | 27 |

| SCORING SUMMARY | PLAY | SCORE |
|-----------------|--|---------|
| 1st | 14:49 TBS WASHINGTON, Mike 58 yd kickoff return (PETERSON, Craig kick) | 0 - 7 |
| | 13:31 JAX HILLS, Joe 48 yd pass from GRADY, Tommy (CAPOZZOLI, Marc kick blockd) | 6 - 7 |
| | 05:03 JAX RUFFINS, Moqut 8 yd pass from GRADY, Tommy (CAPOZZOLI, Marc kick) | 13 - 7 |
| 2nd | 03:15 TBS BOYCE, Xavier 13 yd pass from BANE, Jonathan (PETERSON, Craig kick failed) | 13 - 13 |
| | 00:13 JAX ROSS, Derrick 1 yd run (CAPOZZOLI, Marc kick failed) | 19 - 13 |
| 3rd | 09:50 JAX JONES, Tiger 21 yd pass from GRADY, Tommy (CAPOZZOLI, Marc kick) | 26 - 13 |
| | 00:37 TBS TOLIVER, T.T. 31 yd pass from BANE, Jonathan (PETERSON, Craig kick) | 26 - 20 |
| 4th | 10:27 TBS TOLIVER, T.T. 27 yd pass from BANE, Jonathan (PETERSON, Craig kick) | 26 - 27 |
| | 04:35 JAX RODRIGUEZ, P. 8 yd pass from GRADY, Tommy (CAPOZZOLI, Marc kick) | 33 - 27 |

| TAMPA BAY STORM | RUSHING | NO. | GAIN | LOSS | NET | TD | LG | AVG. |
|-----------------|----------|----------|----------|----------|----------|----------|------------|------|
| RUSHING | NO. | GAIN | LOSS | NET | TD | LG | AVG. | |
| BANE | 7 | 0 | 7 | 0 | 5 | 2.3 | | |
| TOTALS | 3 | 7 | 0 | 7 | 0 | 5 | 2.3 | |

| PASSING | CMP-ATT-INT | YDS | TD | LONG | SACK |
|---------------|----------------|------------|----------|-----------|----------|
| BANE | 21-38-0 | 281 | 3 | 31 | 0 |
| TOTALS | 21-38-0 | 281 | 3 | 31 | 0 |

| RECEIVING | NO. | YDS | TD | LG |
|---------------|-----------|------------|----------|-----------|
| TOLIVER | 9 | 148 | 2 | 31 |
| BARNETT | 7 | 55 | 0 | 20 |
| WASHINGTON | 4 | 65 | 0 | 30 |
| BOYCE | 1 | 13 | 1 | 13 |
| TOTALS | 21 | 281 | 3 | 31 |

| ALL RETURNS | NO | YDS | LG | NO | YDS | LG | NO | YDS | LG |
|---------------|----------|----------|----------|----------|------------|-----------|----------|-----------|-----------|
| WASHINGTON | 0 | 0 | 0 | 6 | 108 | 58 | 0 | 0 | 0 |
| MCGLENN | 0 | 0 | 0 | 0 | 0 | 0 | 1 | 22 | 22 |
| TOTALS | 0 | 0 | 0 | 6 | 108 | 58 | 1 | 22 | 22 |

| JACKSONVILLE SHARKS | RUSHING | NO. | GAIN | LOSS | NET | TD | LG | AVG. |
|---------------------|----------|-----------|----------|-----------|----------|----------|------------|------|
| RUSHING | NO. | GAIN | LOSS | NET | TD | LG | AVG. | |
| ROSS | 8 | 20 | 1 | 19 | 1 | 7 | 2.4 | |
| GRADY | 1 | 2 | 0 | 2 | 0 | 2 | 2.0 | |
| TOTALS | 9 | 22 | 1 | 21 | 1 | 7 | 2.3 | |

| PASSING | CMP-ATT-INT | YDS | TD | LONG | SACK |
|---------------|----------------|------------|----------|-----------|----------|
| GRADY | 28-37-1 | 308 | 4 | 48 | 0 |
| TOTALS | 28-37-1 | 308 | 4 | 48 | 0 |

| RECEIVING | NO. | YDS | TD | LG |
|---------------|-----------|------------|----------|-----------|
| JONES | 10 | 106 | 1 | 21 |
| HILLS | 7 | 135 | 1 | 48 |
| JACKSON | 6 | 50 | 0 | 24 |
| RODRIGUEZ | 3 | 11 | 1 | 8 |
| RUFFINS | 1 | 8 | 1 | 8 |
| ROSS | 1 | -2 | 0 | 0 |
| TOTALS | 28 | 308 | 4 | 48 |

| ALL RETURNS | NO | YDS | LG | NO | YDS | LG | NO | YDS | LG |
|---------------|----------|----------|----------|----------|------------|-----------|----------|----------|----------|
| HYLAND | 0 | 0 | 0 | 4 | -15 | 15 | 0 | 0 | 0 |
| TOTALS | 0 | 0 | 0 | 4 | -15 | 15 | 0 | 0 | 0 |

| TAMPA BAY STORM | U | A | TT | TFL/YDS | FF | FR-YDS | INT-YDS | BRUP | BLKD | SK/YDS | QBH |
|-----------------|---|---|-----|---------|----|--------|---------|------|------|--------|-----|
| MCGLENN | 9 | . | 9.0 | . | . | . | 1-22 | . | . | . | . |
| HILL | 9 | . | 9.0 | . | . | . | . | . | . | . | . |
| HARRELL | 5 | 1 | 5.5 | . | . | . | . | 2 | . | . | . |
| GORDON | 2 | 3 | 3.5 | 0.5/1 | . | . | . | . | . | . | . |
| STUBBS | 3 | . | 3.0 | . | 1 | 1-31 | . | . | . | . | . |
| SCOTT | 1 | 1 | 1.5 | . | . | . | . | . | . | . | 1 |
| ADDISON | 1 | . | 1.0 | . | . | . | . | . | . | . | . |
| PETERSON | 1 | . | 1.0 | . | . | . | . | . | . | . | . |
| BOYCE | 1 | . | 1.0 | . | . | . | . | . | . | . | . |
| DAWKINS | . | 1 | 0.5 | 0.5/1 | . | . | . | . | 1 | . | . |

FIELD GOAL ATTEMPTS

NONE

| JACKSONVILLE SHARKS | U | A | TT | TFL/YDS | FF | FR-YDS | INT-YDS | BRUP | BLKD | SK/YDS | QBH |
|---------------------|---|---|-----|---------|----|--------|---------|------|------|--------|-----|
| JACKSON | 7 | 2 | 8.0 | . | . | . | . | 1 | . | . | . |
| REID | 6 | . | 6.0 | . | . | . | . | 2 | . | . | . |
| HYLAND | 4 | 1 | 4.5 | . | . | . | . | . | . | . | . |
| JACKSON | 4 | . | 4.0 | . | . | . | . | . | . | . | . |
| JACKSON | 2 | . | 2.0 | . | . | . | . | . | . | . | . |
| RODRIGUEZ | 1 | . | 1.0 | . | . | . | . | . | . | . | . |
| TEAM | 1 | . | 1.0 | . | . | . | . | . | . | . | . |
| JACKSON | . | 1 | 0.5 | . | . | . | . | . | . | . | . |
| BRACKETT | . | 1 | 0.5 | . | . | . | . | . | . | . | . |
| DEGRATE | . | 1 | 0.5 | . | . | . | . | . | . | . | . |
| LEWIS | . | . | . | . | . | . | . | . | . | . | 1 |
| SMITH | . | . | . | . | . | . | . | . | . | . | 1 |

FIELD GOAL ATTEMPTS

None

TEAM STATS

| TEAM TOTALS | JAX | TAM |
|-------------------------------------|---------|---------|
| FIRST DOWNS | 22 | 12 |
| Rushing | 3 | 0 |
| Passing | 13 | 11 |
| Penalty | 6 | 1 |
| NET YARDS RUSHING | 21 | 7 |
| Rushing Attempts | 9 | 3 |
| Average Per Rush | 2.3 | 2.3 |
| Rushing Touchdowns | 1 | 0 |
| NET YARDS PASSING | 308 | 281 |
| Completions-Attempts-Int | 28-37-1 | 21-38-0 |
| Average Per Attempt | 8.3 | 7.4 |
| Average Per Completion | 11.0 | 13.4 |
| Passing Touchdowns | 4 | 3 |
| TOTAL OFFENSE YARDS | 329 | 288 |
| Total offense plays | 46 | 41 |
| Average Gain Per Play | 7.2 | 7.0 |
| Fumbles: Number-Lost | 1-1 | 0-0 |
| Penalties: Number-Yards | 6-54 | 11-70 |
| KICKOFFS-YARDS | 6-330 | 5-217 |
| Average Yards Per Kickoff | 55.0 | 43.4 |
| Net Yards Per Kickoff | 36.2 | 45.4 |
| Touchbacks | 1 | 1 |
| MFG Returns: Number-Yards-TD | 0-0-0 | 0-0-0 |
| Average Per Return | 0.0 | 0.0 |

| TEAM TOTALS | JAX | TAM |
|---------------------------------------|--------|---------|
| Kickoff returns: Number-Yds-TD | 4-15-0 | 6-108-1 |
| Average Per Return | -3.8 | 18.0 |
| Interceptions: Number-Yds-TD | 0-0-0 | 1-22-0 |
| Fumble Returns: Number-Yds-TD | 0-0-0 | 1-31-0 |
| Miscellaneous Yards | 0 | 0 |
| Possession Time | 31:53 | 28:07 |
| 1st Quarter | 5:25 | 9:35 |
| 2nd Quarter | 10:40 | 4:20 |
| 3rd Quarter | 6:17 | 8:43 |
| 4th Quarter | 9:31 | 5:29 |
| Third-Down Conversions | 3 of 6 | 2 of 8 |
| Fourth-Down Conversions | 1 of 2 | 2 of 6 |
| Red-Zone Scores-Chances | 3-5 | 0-2 |
| Touchdowns | 3-5 | 0-2 |
| Field goals | 0-5 | 0-2 |
| Sacks By: Number-Yards | 0-0 | 0-0 |
| PAT Kicks | 3-5 | 3-4 |
| 2-Point drop-kick PATs | 0-0 | 0-0 |
| Field Goals | 0-0 | 0-0 |
| 4-Point drop kick FGs | 0-0 | 0-0 |
| Touchdowns (Rush-Pass-Return) | 1-4-0 | 0-3-1 |
| Points off turnovers | 0 | 14 |

2016 SEASON IN REVIEW

5 TIME ARENABOWL CHAMPIONS



GAME 05

TAMPA BAY STORM (0-5) AT PHILADELPHIA SOUL (5-1)

MAY 9, 2016 • PHILADELPHIA, PA • WELLS FARGO CENTER • ATT: 8,172

STORM FALLS IN PHILADELPHIA, LOSES TO SOUL 47-17

CLEVELAND, OH - The Tampa Bay Storm (0-5, 0-2) were defeated by the Philadelphia Soul (5-1, 1-1) by a score of 47-17 on Monday night in front of 8,172 fans at Wells Fargo Center.

The Storm offense was led by quarterback Jonathan Bane. He completed 13-of-34 passes for 119 yards and two touchdowns. His favorite target of the night was Mike Washington who caught six passes for 33 yards. Receiver Phillip Barnett also caught a pair of touchdowns.

Storm defensive back and local Plant H.S. product James Harrell corralled his first interception of the season. He now has 14 career interceptions. The team defense held the Soul to 47 total points, 13.6 points off the team's season average.

The Soul was led by quarterback Dan Raudabaugh. Raudabaugh completed 24-of-37 passes for 186 yards, four touchdowns and an interception. His top target of the night was Ryan McDaniel, who caught 10 passes for 122 yards and a touchdown. The Soul defense put points on the board with interceptions returned for touchdowns, one by Dwayne Hollis in the second quarter and one by James Romain in the fourth quarter.

SCORE BY QUARTERS

| | 1 | 2 | 3 | 4 | SCORE |
|-------------------|----|----|---|----|-------|
| Tampa Bay Storm | 10 | 0 | 7 | 0 | 17 |
| Philadelphia Soul | 6 | 20 | 7 | 14 | 47 |

SCORING SUMMARY

| 1st | 2nd | 3rd | 4th | SCORE |
|--|-----|-----|-----|---------|
| 11:41 TBS PETERSON, Craig 21 yd field goal | | | | 3 - 0 |
| 08:14 TBS BARNETT, Phillip 8 yd pass from BANE, Jonathan (PETERSON, Craig kick) | | | | 10 - 0 |
| 03:45 PHI RICHARDSON, Jeramie 2 yd run (FREVERT, T. kick failed) | | | | 10 - 6 |
| 08:48 PHI McDANIEL, Ryan 11 yd pass from RAUDABAUGH, Dan (FREVERT, T. kick failed) | | | | 10 - 12 |
| 02:11 PHI HOLLIS, Dwayne 40 yd interception return (FREVERT, Tommy kick) | | | | 10 - 19 |
| 00:00 PHI METZ, Jake 4 yd pass from RAUDABAUGH, Dan (FREVERT, T. kick) | | | | 10 - 26 |
| 08:10 TBS BARNETT, Phillip 14 yd pass from BANE, Jonathan (PETERSON, Craig kick) | | | | 17 - 26 |
| 00:04 PHI KAULEINAMOKU, Shaun 3 yd pass from RAUDABAUGH, Dan (FREVERT, T. kick) | | | | 17 - 33 |
| 13:04 PHI ROMAIN, James 47 yd interception return (FREVERT, T. kick) | | | | 17 - 40 |
| 07:52 PHI KAULEINAMOKU, Shaun 8 yd pass from RAUDABAUGH, Dan (FREVERT, T. kick) | | | | 17 - 47 |

TAMPA BAY STORM

| RUSHING | NO. | GAIN | LOSS | NET | TD | LG | AVG. |
|---------------|----------|----------|----------|----------|----------|----------|------------|
| BANE | 1 | 4 | 0 | 4 | 0 | 4 | 4.0 |
| GORDON | 3 | 2 | 1 | 1 | 0 | 1 | 0.3 |
| TOTALS | 4 | 6 | 1 | 5 | 0 | 4 | 1.2 |

| PASSING | CMP-ATT-INT | YDS | TD | LONG | SACK |
|---------------|----------------|------------|----------|-----------|----------|
| BANE | 13-34-2 | 119 | 2 | 22 | 0 |
| TOTALS | 13-34-2 | 119 | 2 | 22 | 0 |

RECEIVING

| | NO. | YDS | TD | LG |
|---------------|-----------|------------|----------|-----------|
| WASHINGTON | 6 | 33 | 0 | 12 |
| BOYCE | 3 | 23 | 0 | 15 |
| TOLIVER | 2 | 41 | 0 | 22 |
| BARNETT | 2 | 22 | 2 | 14 |
| TOTALS | 13 | 119 | 2 | 22 |

| ALL RETURNS | ----MFG---- | | | ---KICKOFFS--- | | | ---INTERCEPT--- | | |
|---------------|-------------|----------|----------|----------------|-----------|-----------|-----------------|-----------|-----------|
| | NO | YDS | LG | NO | YDS | LG | NO | YDS | LG |
| WASHINGTON | 0 | 0 | 0 | 4 | 77 | 37 | 0 | 0 | 0 |
| HARRELL | 0 | 0 | 0 | 0 | 0 | 0 | 1 | 47 | 44 |
| TOTALS | 0 | 0 | 0 | 4 | 77 | 37 | 1 | 47 | 44 |

PHILADELPHIA SOUL

| RUSHING | NO. | GAIN | LOSS | NET | TD | LG | AVG. |
|---------------|----------|-----------|----------|-----------|----------|----------|------------|
| RICHARDSON | 4 | 12 | 0 | 12 | 1 | 4 | 3.0 |
| TOTALS | 4 | 12 | 0 | 12 | 1 | 4 | 3.0 |

PASSING

| | CMP-ATT-INT | YDS | TD | LONG | SACK |
|---------------|----------------|------------|----------|-----------|----------|
| RAUDABAUGH | 24-37-1 | 186 | 4 | 20 | 1 |
| COLLIS | 2-4-0 | 23 | 0 | 23 | 0 |
| BELTON | 1-1-0 | 14 | 0 | 14 | 0 |
| TEAM | 0-0-0 | -1 | 0 | 0 | 0 |
| TOTALS | 27-42-1 | 222 | 4 | 23 | 1 |

RECEIVING

| | NO. | YDS | TD | LG |
|---------------|-----------|------------|----------|-----------|
| MCDANIEL | 10 | 122 | 1 | 23 |
| KAULEINAMOKU | 9 | 58 | 2 | 16 |
| REYNOLDS | 5 | 32 | 0 | 16 |
| DUVALT | 1 | 7 | 0 | 7 |
| METZ | 1 | 4 | 1 | 4 |
| RICHARDSON | 1 | 0 | 0 | 0 |
| TOTALS | 27 | 222 | 4 | 23 |

| ALL RETURNS | ----MFG---- | | | ---KICKOFFS--- | | | ---INTERCEPT--- | | |
|---------------|-------------|----------|----------|----------------|-----------|-----------|-----------------|-----------|-----------|
| | NO | YDS | LG | NO | YDS | LG | NO | YDS | LG |
| DUVALT | 0 | 0 | 0 | 3 | 41 | 18 | 0 | 0 | 0 |
| HOLLIS | 0 | 0 | 0 | 0 | 0 | 0 | 1 | 40 | 40 |
| ROMAIN | 0 | 0 | 0 | 0 | 0 | 0 | 1 | 47 | 47 |
| TOTALS | 0 | 0 | 0 | 3 | 41 | 18 | 2 | 87 | 47 |

| TAMPA BAY STORM | U | A | TT | TFL/YDS | FF | FR-YDS | INT-YDS | BRUP | BLKD | SK/YDS | QBH |
|-----------------|---|---|-----|---------|----|--------|---------|------|------|--------|-----|
| ADDISON | 7 | - | 7.0 | - | - | - | - | 2 | - | - | - |
| STUBBS | 6 | - | 6.0 | 1.0/1 | - | - | - | 1 | - | - | - |
| WILLIAMS | 3 | 1 | 3.5 | - | - | - | - | - | - | - | - |
| HARRELL | 2 | 1 | 2.5 | - | - | - | 1-47 | 2 | - | - | - |
| HILL | 2 | - | 2.0 | - | - | - | - | - | - | - | - |
| PETERSON | 2 | - | 2.0 | - | - | - | - | - | - | - | - |
| MCCLINTON | 1 | - | 1.0 | - | - | - | - | - | - | - | - |
| WASHINGTON | 1 | - | 1.0 | - | - | 1-0 | - | - | - | - | - |
| GORDON | 1 | - | 1.0 | - | - | - | - | - | - | - | - |
| SCOTT | 1 | - | 1.0 | - | - | - | - | - | - | - | - |
| DAWKINS | 1 | - | 1.0 | - | - | - | - | - | - | - | - |

FIELD GOAL ATTEMPTS

| | | | | |
|----------|-----|-------|----------|------|
| PETERSON | 1st | 11:41 | 21 yards | Good |
|----------|-----|-------|----------|------|

| PHILADELPHIA SOUL | U | A | TT | TFL/YDS | FF | FR-YDS | INT-YDS | BRUP | BLKD | SK/YDS | QBH |
|-------------------|---|---|-----|---------|----|--------|---------|------|------|--------|-----|
| ROMAIN | 5 | 2 | 6.0 | 0.5/1 | - | - | 1-47 | 1 | - | - | - |
| GOOSBY | 3 | 1 | 3.5 | 0.5/0 | - | - | - | - | - | - | - |
| BELTON | 2 | 2 | 3.0 | - | - | - | - | 1 | - | - | - |
| DUVALT | 1 | 1 | 1.5 | - | - | - | - | - | - | - | - |
| HOLLIS | 1 | - | 1.0 | - | - | - | 1-40 | - | - | - | - |
| SMITH | 1 | - | 1.0 | - | 1 | - | - | - | - | - | - |
| CLEBERT | - | 2 | 1.0 | - | - | - | - | - | - | - | - |
| JENNINGS | - | 1 | 0.5 | - | - | - | - | - | - | - | - |
| LAWRENCE | - | 1 | 0.5 | - | - | - | - | - | - | - | - |
| MAUIA | - | - | - | - | - | - | - | 1 | - | - | - |
| STEVENSON | - | - | - | - | - | - | - | 1 | - | - | - |

FIELD GOAL ATTEMPTS

None

TEAM STATS

| TEAM TOTALS | TAM | PHI |
|-------------------------------------|---------|---------|
| FIRST DOWNS | 7 | 16 |
| Rushing | 0 | 1 |
| Passing | 5 | 13 |
| Penalty | 2 | 2 |
| NET YARDS RUSHING | 5 | 12 |
| Rushing Attempts | 4 | 4 |
| Average Per Rush | 1.2 | 3.0 |
| Rushing Touchdowns | 0 | 1 |
| NET YARDS PASSING | 119 | 222 |
| Completions-Attempts-Int | 13-34-2 | 27-42-1 |
| Average Per Attempt | 3.5 | 5.3 |
| Average Per Completion | 9.2 | 8.2 |
| Passing Touchdowns | 2 | 4 |
| TOTAL OFFENSE YARDS | 124 | 234 |
| Total offense plays | 38 | 47 |
| Average Gain Per Play | 3.3 | 5.0 |
| Fumbles: Number-Lost | 1-0 | 1-1 |
| Penalties: Number-Yards | 5-39 | 8-45 |
| KICKOFFS-YARDS | 4-226 | 6-340 |
| Average Yards Per Kickoff | 56.5 | 56.7 |
| Net Yards Per Kickoff | 45.0 | 42.2 |
| Touchbacks | 1 | 2 |
| MFG Returns: Number-Yards-TD | 0-0-0 | 0-0-0 |
| Average Per Return | 0.0 | 0.0 |

| TEAM TOTALS | TAM | PHI |
|---------------------------------------|--------|--------|
| Kickoff returns: Number-Yds-TD | 4-77-0 | 3-41-0 |
| Average Per Return | 19.2 | 13.7 |
| Interceptions: Number-Yds-TD | 1-47-0 | 2-87-2 |
| Fumble Returns: Number-Yds-TD | 0-0-0 | 0-0-0 |
| Miscellaneous Yards | 0 | 5 |
| Possession Time | 31:23 | 28:37 |
| 1st Quarter | 7:35 | 7:25 |
| 2nd Quarter | 9:10 | 5:50 |
| 3rd Quarter | 4:13 | 10:47 |
| 4th Quarter | 10:25 | 4:35 |
| Third-Down Conversions | 2 of 8 | 2 of 7 |
| Fourth-Down Conversions | 0 of 4 | 4 of 5 |
| Red-Zone Scores-Chances | 3-6 | 5-7 |
| Touchdowns | 2-6 | 5-7 |
| Field goals | 1-6 | 0-7 |
| Sacks By: Number-Yards | 1-5 | 0-0 |
| PAT Kicks | 2-2 | 5-7 |
| 2-Point drop-kick PATs | 0-0 | 0-0 |
| Field Goals | 1-1 | 0-0 |
| 4-Point drop kick FGs | 0-0 | 0-0 |
| Touchdowns (Rush-Pass-Return) | 0-2-0 | 1-4-2 |
| Points off turnovers | 14 | 14 |

2016 SEASON IN REVIEW

5 TIME ARENABOWL CHAMPIONS



GAME 06

TAMPA BAY STORM (0-6), ORLANDO PREDATORS (7-0)
MAY 13, 2016 • ORLANDO, FL • AMWAY CENTER • ATT: 12,971

STORM FALLS IN ORLANDO IN FINAL MINUTE; LOSE TO PREDATORS 42-40

ORLANDO, FL - The Tampa Bay Storm (0-6, 0-3) were defeated by the Orlando Predators (7-0, 3-0) by a score of 42-40 on Friday night at Amway Center. The night saw receiver T.T. Toliver become the first player in Arena Football League history to record over 5,000 yards and 400 receptions with two different teams, both teams being the Tampa Bay Storm and the Orlando Predators.

The Storm offense was led by quarterback Jason Boltus who made an immediate impact on the field, helping lead the team to its highest scoring output of the season. He completed 24-of-46 passes for 254 yards and four touchdowns. His top target of the night was receiver Phillip Barnett who caught 12 passes for 115 yards and two touchdowns.

The Storm defense continued to show why it is one of the best defenses in the League, holding the Orlando Predators to 42 points; 26.5 points off their season average (68.5). The playmaker of the game was Jimmy Gordon who had an ironman performance with two sacks and a rushing touchdown. Storm defensive back James Harrell reeled in his second interception of the season. He now has 15 career interceptions.

Former Storm quarterback Randy Hippeard led the Predators. Hippeard completed 16-of-26 passes for 220 yards and five touchdowns. His favorite receiver was Greg Carr who caught eight passes for 116 yards and two touchdowns. The turning point of the game was a 57-yard kickoff return for a touchdown by Predators kick returner Brandon Thompkins.

SCORE BY QUARTERS

| | 1 | 2 | 3 | 4 | SCORE |
|-------------------|----|----|----|---|-------|
| Tampa Bay Storm | 14 | 13 | 6 | 7 | 40 |
| Orlando Predators | 7 | 14 | 21 | 0 | 42 |

SCORING SUMMARY

| | PLAY | SCORE |
|-----|---|---------|
| 1st | 10:01 TBS TOLIVER, T.T. 18 yd pass from BOLTUS, Jason (PETERSON, Craig kick) | 7 - 0 |
| | 04:53 ORL CARR, Greg 8 yd pass from HIPPEARD, Randy (LEWIS, Mark kick) | 7 - 7 |
| | 01:21 TBS BARNETT, Phillip 23 yd pass from BOLTUS, Jason (PETERSON, Craig kick) | 14 - 7 |
| 2nd | 10:00 ORL THOMPKINS, Brandon 21 yd pass from HIPPEARD, Randy (LEWIS, Mark kick) | 14 - 14 |
| | 07:23 TBS GORDON, James 1 yd run (PETERSON, Craig kick) | 21 - 14 |
| | 06:39 ORL THOMPKINS, Brandon 57 yd kickoff return (LEWIS, Mark kick) | 21 - 21 |
| | 00:38 TBS BOLTUS, Jason 1 yd run (PETERSON, Craig kick failed) | 27 - 21 |
| 3rd | 13:00 ORL THOMPKINS, K. 39 yd pass from HIPPEARD, Randy (LEWIS, Mark kick) | 27 - 28 |
| | 08:27 ORL THOMPKINS, K. 5 yd pass from HIPPEARD, Randy (LEWIS, Mark kick) | 27 - 35 |
| | 04:22 TBS TOLIVER, T.T. 16 yd pass from BOLTUS, Jason (PETERSON, Craig kick blockd) | 33 - 35 |
| | 14:50 ORL CARR, Greg 7 yd pass from HIPPEARD, Randy (LEWIS, Mark kick) | 33 - 42 |
| 4th | 07:27 TBS BARNETT, Phillip 4 yd pass from BOLTUS, Jason (PETERSON, Craig kick) | 40 - 42 |

TAMPA BAY STORM

| RUSHING | NO. | GAIN | LOSS | NET | TD | LG | AVG. |
|---------------|----------|-----------|----------|-----------|----------|-----------|------------|
| BOLTUS | 2 | 11 | 0 | 11 | 1 | 10 | 5.5 |
| GORDON | 1 | 1 | 0 | 1 | 1 | 1 | 1.0 |
| TOTALS | 3 | 12 | 0 | 12 | 2 | 10 | 4.0 |

| PASSING | CMP-ATT-INT | YDS | TD | LONG | SACK |
|---------------|----------------|------------|----------|-----------|----------|
| BOLTUS | 27-46-1 | 254 | 4 | 23 | 0 |
| TOTALS | 27-46-1 | 254 | 4 | 23 | 0 |

| RECEIVING | NO. | YDS | TD | LG |
|---------------|-----------|------------|----------|-----------|
| BARNETT | 12 | 115 | 2 | 23 |
| TOLIVER | 11 | 115 | 2 | 18 |
| PURIFOY | 3 | 18 | 0 | 8 |
| BOYCE | 1 | 6 | 0 | 6 |
| TOTALS | 27 | 254 | 4 | 23 |

| ALL RETURNS | [----MFG-----] | | | | [---KICKOFFS---] | | | | [---INTERCEPT---] | | | |
|---------------|----------------|----------|----------|----------|------------------|-----------|----------|----------|-------------------|----------|----------|----------|
| | NO | YDS | LG | | NO | YDS | LG | | NO | YDS | LG | |
| PURIFOY | 0 | 0 | 0 | 1 | 6 | 6 | 0 | 0 | 0 | 0 | 0 | 0 |
| MCGLENN | 0 | 0 | 0 | 3 | 45 | 19 | 0 | 0 | 0 | 0 | 0 | 0 |
| HARRELL | 0 | 0 | 0 | 1 | 0 | 0 | 1 | 5 | 5 | 5 | 5 | 5 |
| TOTALS | 0 | 0 | 0 | 5 | 51 | 19 | 1 | 5 | 5 | 5 | 5 | 5 |

ORLANDO PREDATORS

| RUSHING | NO. | GAIN | LOSS | NET | TD | LG | AVG. |
|---------------|----------|-----------|----------|-----------|----------|-----------|------------|
| HIPPEARD | 4 | 18 | 0 | 18 | 0 | 15 | 4.5 |
| TOTALS | 4 | 18 | 0 | 18 | 0 | 15 | 4.5 |

| PASSING | CMP-ATT-INT | YDS | TD | LONG | SACK |
|---------------|----------------|------------|----------|-----------|----------|
| HIPPEARD | 16-26-1 | 220 | 5 | 45 | 2 |
| TEAM | 0-0-0 | -12 | 0 | 0 | 0 |
| TOTALS | 16-26-1 | 208 | 5 | 45 | 2 |

| RECEIVING | NO. | YDS | TD | LG |
|---------------|-----------|------------|----------|-----------|
| CARR | 8 | 116 | 2 | 45 |
| THOMPSON | 5 | 68 | 2 | 39 |
| THOMPSON | 2 | 29 | 1 | 21 |
| MOORE | 1 | 7 | 0 | 7 |
| TOTALS | 16 | 220 | 5 | 45 |

| ALL RETURNS | [----MFG-----] | | | | [---KICKOFFS---] | | | | [---INTERCEPT---] | | | |
|---------------|----------------|----------|----------|----------|------------------|-----------|----------|----------|-------------------|----------|----------|----------|
| | NO | YDS | LG | | NO | YDS | LG | | NO | YDS | LG | |
| THOMPSON | 0 | 0 | 0 | 5 | 151 | 57 | 0 | 0 | 0 | 0 | 0 | 0 |
| RICHARDSON | 0 | 0 | 0 | 0 | 0 | 0 | 1 | 0 | 0 | 0 | 0 | 0 |
| CHANCELLOR | 0 | 0 | 0 | 1 | 1 | 1 | 0 | 0 | 0 | 0 | 0 | 0 |
| TOTALS | 0 | 0 | 0 | 6 | 152 | 57 | 1 | 0 | 0 | 0 | 0 | 0 |

| TAMPA BAY STORM | U | A | TT | TFL/YDS | FF | FR-YDS | INT-YDS | BRUP | BLKD | SK/YDS | QBH |
|-----------------|---|---|-----|---------|----|--------|---------|------|------|--------|-----|
| ADDISON | 7 | . | 7.0 | . | . | . | . | . | . | . | . |
| STUBBS | 3 | . | 3.0 | . | . | . | . | . | . | . | . |
| GORDON | 2 | . | 2.0 | 2.0/12 | . | . | . | . | . | 2.0/12 | . |
| BARNETT | 2 | . | 2.0 | . | . | . | . | . | . | . | . |
| HARRELL | 1 | . | 1.0 | . | . | . | 1-5 | . | . | . | . |
| WILLIAMS | 1 | . | 1.0 | . | . | . | . | . | . | . | . |
| TOLIVER | 1 | . | 1.0 | . | . | . | . | . | . | . | . |
| PURIFOY | 1 | . | 1.0 | . | . | . | . | . | . | . | . |
| MCCLENTON | . | . | . | . | . | . | . | . | . | . | 1 |

FIELD GOAL ATTEMPTS

None

| ORLANDO PREDATORS | U | A | TT | TFL/YDS | FF | FR-YDS | INT-YDS | BRUP | BLKD | SK/YDS | QBH |
|-------------------|---|---|-----|---------|----|--------|---------|------|------|--------|-----|
| RICHARDSON | 8 | 1 | 8.5 | 1.0/8 | . | . | 1-0 | 2 | . | . | . |
| COOK | 4 | 4 | 6.0 | . | . | . | . | 3 | . | . | . |
| MOORE | 3 | 3 | 4.5 | . | . | . | . | 1 | . | . | . |
| SONIE | 4 | . | 4.0 | . | . | . | . | 3 | . | . | . |
| FANCE | 2 | 1 | 2.5 | . | . | . | . | . | . | . | . |
| CARR | 1 | . | 1.0 | . | . | . | . | . | . | . | . |
| CHANCELLOR | . | 1 | 0.5 | . | . | . | . | . | . | . | . |
| MCGINNIS | . | . | . | . | . | . | . | . | . | . | 1 |
| LEWIS | . | . | . | . | . | . | . | . | 1 | . | . |

FIELD GOAL ATTEMPTS

None

TEAM STATS

| TEAM TOTALS | TAM | ORL |
|-------------------------------------|---------|---------|
| FIRST DOWNS | 18 | 13 |
| Rushing | 3 | 1 |
| Passing | 11 | 10 |
| Penalty | 4 | 2 |
| NET YARDS RUSHING | 12 | 18 |
| Rushing Attempts | 3 | 4 |
| Average Per Rush | 4.0 | 4.5 |
| Rushing Touchdowns | 2 | 0 |
| NET YARDS PASSING | 254 | 208 |
| Completions-Attempts-Int | 27-46-1 | 16-26-1 |
| Average Per Attempt | 5.5 | 8.0 |
| Average Per Completion | 9.4 | 13.0 |
| Passing Touchdowns | 4 | 5 |
| TOTAL OFFENSE YARDS | 266 | 226 |
| Total offense plays | 49 | 32 |
| Average Gain Per Play | 5.4 | 7.1 |
| Fumbles: Number-Lost | 0-0 | 1-0 |
| Penalties: Number-Yards | 12-63 | 8-65 |
| KICKOFFS-YARDS | 7-384 | 7-349 |
| Average Yards Per Kickoff | 54.9 | 49.9 |
| Net Yards Per Kickoff | 32.4 | 41.1 |
| Touchbacks | 1 | 2 |
| MFG Returns: Number-Yards-TD | 0-0-0 | 0-0-0 |
| Average Per Return | 0.0 | 0.0 |

| TEAM TOTALS | TAM | ORL |
|---------------------------------------|--------|---------|
| Kickoff returns: Number-Yds-TD | 5-51-0 | 6-152-1 |
| Average Per Return | 10.2 | 25.3 |
| Interceptions: Number-Yds-TD | 1-5-0 | 1-0-0 |
| Fumble Returns: Number-Yds-TD | 0-0-0 | 0-0-0 |
| Miscellaneous Yards | 0 | 0 |
| Possession Time | 36:47 | 18:51 |
| 1st Quarter | 9:14 | 5:46 |
| 2nd Quarter | 10:24 | 4:36 |
| 3rd Quarter | 6:49 | 3:49 |
| 4th Quarter | 10:20 | 4:40 |
| Third-Down Conversions | 3 of 7 | 4 of 7 |
| Fourth-Down Conversions | 0 of 3 | 1 of 1 |
| Red-Zone Scores-Chances | 3-3 | 2-3 |
| Touchdowns | 3-3 | 2-3 |
| Field goals | 0-3 | 0-3 |
| Sacks By: Number-Yards | 2-12 | 0-0 |
| PAT Kicks | 4-6 | 6-6 |
| 2-Point drop-kick PATs | 0-0 | 0-0 |
| Field Goals | 0-0 | 0-0 |
| 4-Point drop kick FGs | 0-0 | 0-0 |
| Touchdowns (Rush-Pass-Return) | 2-4-0 | 0-5-1 |
| Points off turnovers | 0 | 0 |

2016 SEASON IN REVIEW

5 TIME ARENABOWL CHAMPIONS



GAME 07

CLEVELAND GLADIATORS (4-4) AT TAMPA BAY STORM (0-7)

MAY 23, 2016 • TAMPA, FL • AMALIE ARENA • ATT: 9,722

STORM FALL TO GLADIATORS IN OVERTIME, 70-63

TAMPA, FL - The Tampa Bay Storm came out last night attempting to earn its first victory of the season but fell short losing to the Cleveland Gladiators 70-63 in overtime.

The winning play came when Cleveland's Arvell Nelson threw a 26-yard touchdown pass to Larry Beavers on the first possession of overtime and the game ended when Storm quarterback Jason Boltus threw an interception on Tampa Bay's possession.

Cleveland 4-4) has now won 11 out of 20 games against the Storm in their team matchup history.

With the Storm (0-7) leading 63-56, Nelson forced overtime throwing a 12-yard strike to Collin Taylor with just 10 seconds left, tying the game up 63-63.

Neither team grasped more than a single digit lead throughout the entire game. The Storm started the game off with a pass by Jason Boltus to T.T. Toliver for a 31-yard touchdown. The lead didn't last long though.

Larry Beavers threw a 5-yard touchdown pass to Quentin Sims to tie the game at seven. This was followed by Nelson's pass to Collin Taylor for a 6-yard touchdown. The Gladiators ended the first quarter leading the game 13-7.

The Storm tied it up 35-35 at the half closing it with a 2-yard touchdown pass to Julius Gregory. While the game was tied heading into the second half, the Gladiators would go on to outscore the Storm 21-14 in the third quarter putting them up 49-42 going into the fourth.

Boltus tied the game with a 20-yard touchdown pass to Toliver. The big turning point of the game though was when the Storm's Cortez Stubbs intercepted Nelson's pass in the fourth quarter which he returned 26 yards to the 7 yard line. It was his second interception of the season.

Boltus capitalized on the turnover finishing it off with a 1-yard rushing touchdown putting the Storm up 56-49.

Taylor then followed with a score of his own for the Gladiators and tied the game back up 56-56, but it wasn't long before Boltus fired a 33-yard touchdown pass to Julius Gregory, putting the Storm up 63-56 with just 54 seconds left in game play.

But Cleveland prevailed in overtime.

Boltus completed 30-of-46 passes for 351 yards and eight touchdowns, making it the first game this year a Storm quarterback has surpassed 300 yards passing.

Leading all receivers was future Hall-of-Famer T.T. Toliver who had 12 catches for 158 yards while also hauling in three touchdowns. Toliver continues his goal to catch Damian Harrell in the AFL record books.

The story of the night was the return of Storm wide receiver Julius Gregory who made an immediate impact bringing in seven passes for 99 yards and three scores.

Gregory says that at this point a win anywhere would be a turning point of the season.

| SCORE BY QUARTERS | 1 | 2 | 3 | 4 | OT | SCORE |
|----------------------|----|----|----|----|----|-------|
| Cleveland Gladiators | 13 | 22 | 14 | 14 | 7 | 70 |
| Tampa Bay Storm | 7 | 28 | 7 | 21 | 0 | 63 |

| SCORING SUMMARY | PLAY | SCORE |
|-----------------|--|---------|
| 1st | 13:53 TBS TOLIVER, T.T. 31 yd pass from BOLTUS, Jason (ALVARADO, Delbert kick) | 0 - 7 |
| | 10:04 CLE SIMS, Quentin 5 yd pass from BEAVERS, Larry (TREVINO, Adrian kick) | 7 - 7 |
| | 00:04 CLE TAYLOR, Collin 6 yd pass from NELSON, Arvell (TREVINO, Adrian kick blockd) | 13 - 7 |
| 2nd | 13:18 TBS BARNETT, Phillip 20 yd pass from BOLTUS, Jason (ALVARADO, Delbert kick) | 13 - 14 |
| | 06:41 CLE BENDER, Jamie 32 yd interception return (TREVINO, Adrian kick) | 20 - 14 |
| | 01:30 TBS PARKER, Anthony 11 yd pass from BOLTUS, Jason (ALVARADO, Delbert kick) | 20 - 21 |
| | 00:57 CLE POWELL, Joe 5 yd kickoff return (NELSON, Arvell rush) | 28 - 21 |
| | 00:42 TBS GREGORY, Julius 13 yd pass from BOLTUS, Jason (ALVARADO, Delbert kick) | 28 - 28 |
| | 00:38 CLE MANLEY, Phillip-Keit 4 yd run (TREVINO, Adrian kick) | 35 - 28 |
| | 00:00 TBS GREGORY, Julius 2 yd pass from BOLTUS, Jason (ALVARADO, Delbert kick) | 35 - 35 |
| 3rd | 09:44 CLE SIMS, Quentin 22 yd pass from NELSON, Arvell (TREVINO, Adrian kick) | 42 - 35 |
| | 07:33 TBS TOLIVER, T.T. 23 yd pass from BOLTUS, Jason (ALVARADO, Delbert kick) | 42 - 42 |
| | 02:15 CLE NELSON, Arvell 3 yd run (TREVINO, Adrian kick) | 49 - 42 |
| 4th | 13:11 TBS TOLIVER, T.T. 20 yd pass from BOLTUS, Jason (ALVARADO, Delbert kick) | 49 - 49 |
| | 05:10 TBS BOLTUS, Jason 1 yd run (ALVARADO, Delbert kick) | 49 - 56 |
| | 03:29 CLE TAYLOR, Collin 30 yd pass from NELSON, Arvell (TREVINO, Adrian kick) | 56 - 56 |
| | 00:54 TBS GREGORY, Julius 33 yd pass from BOLTUS, Jason (ALVARADO, Delbert kick) | 63 - 63 |
| | 00:10 CLE TAYLOR, Collin 12 yd pass from NELSON, Arvell (TREVINO, Adrian kick) | 63 - 63 |
| OT | 12:48 CLE BEAVERS, Larry 24 yd pass from NELSON, Arvell (TREVINO, Adrian kick) | 70 - 63 |

| TAMPA BAY STORM | NO. | GAIN | LOSS | NET | TD | LG | AVG. |
|-----------------|----------|-----------|----------|-----------|----------|-----------|------------|
| RUSHING | | | | | | | |
| BOLTUS | 3 | 19 | 0 | 19 | 1 | 18 | 6.3 |
| GORDON | 1 | 2 | 0 | 2 | 0 | 2 | 2.0 |
| TOTALS | 4 | 21 | 0 | 21 | 1 | 18 | 5.2 |

| PASSING | CMP-ATT-INT | YDS | TD | LONG | SACK |
|---------------|----------------|------------|----------|-----------|----------|
| BOLTUS | 30-46-2 | 351 | 8 | 33 | 0 |
| TOTALS | 30-46-2 | 351 | 8 | 33 | 0 |

| RECEIVING | NO. | YDS | TD | LG |
|---------------|-----------|------------|----------|-----------|
| TOLIVER | 12 | 158 | 3 | 31 |
| BARNETT | 9 | 81 | 1 | 20 |
| GREGORY | 7 | 99 | 3 | 33 |
| PARKER | 1 | 11 | 1 | 11 |
| BOYCE | 1 | 2 | 0 | 2 |
| TOTALS | 30 | 351 | 8 | 33 |

| ALL RETURNS | NO | YDS | LG | NO | YDS | LG | NO | YDS | LG |
|---------------|----------|----------|----------|----------|-----------|-----------|----------|-----------|-----------|
| MCGLENN | 0 | 0 | 0 | 7 | 80 | 24 | 0 | 0 | 0 |
| STUBBS | 0 | 0 | 0 | 0 | 0 | 0 | 1 | 26 | 26 |
| TOTALS | 0 | 0 | 0 | 7 | 80 | 24 | 1 | 26 | 26 |

| CLEVELAND GLADIATORS | NO. | GAIN | LOSS | NET | TD | LG | AVG. |
|----------------------|----------|-----------|----------|-----------|----------|----------|------------|
| RUSHING | | | | | | | |
| NELSON | 5 | 19 | 0 | 19 | 1 | 5 | 3.8 |
| TAYLOR | 1 | 8 | 0 | 8 | 0 | 8 | 8.0 |
| MANLEY | 1 | 4 | 0 | 4 | 1 | 4 | 4.0 |
| TOTALS | 7 | 31 | 0 | 31 | 2 | 8 | 4.4 |

| PASSING | CMP-ATT-INT | YDS | TD | LONG | SACK |
|---------------|----------------|------------|----------|-----------|----------|
| NELSON | 22-44-1 | 259 | 5 | 30 | 1 |
| BEAVERS | 1-1-0 | 5 | 1 | 5 | 0 |
| TEAM | 0-0-0 | -1 | 0 | 0 | 0 |
| TOTALS | 23-45-1 | 263 | 6 | 30 | 1 |

| RECEIVING | NO. | YDS | TD | LG |
|---------------|-----------|------------|----------|-----------|
| SIMS | 11 | 111 | 2 | 22 |
| TAYLOR | 8 | 96 | 3 | 30 |
| BEAVERS | 3 | 47 | 1 | 24 |
| MANLEY | 1 | 10 | 0 | 10 |
| TOTALS | 23 | 264 | 6 | 30 |

| ALL RETURNS | NO | YDS | LG | NO | YDS | LG | NO | YDS | LG |
|---------------|----------|----------|----------|----------|-----------|-----------|----------|-----------|-----------|
| BEAVERS | 0 | 0 | 0 | 5 | 84 | 31 | 0 | 0 | 0 |
| POWELL | 0 | 0 | 0 | 1 | 5 | 5 | 0 | 0 | 0 |
| BENDER | 0 | 0 | 0 | 0 | 0 | 0 | 1 | 32 | 32 |
| ROSS | 0 | 0 | 0 | 0 | 0 | 0 | 1 | 0 | 0 |
| ROBINSON | 0 | 0 | 0 | 1 | 0 | 0 | 0 | 0 | 0 |
| LEWIS | 0 | 0 | 0 | 1 | 2 | 2 | 0 | 0 | 0 |
| TOTALS | 0 | 0 | 0 | 8 | 91 | 31 | 2 | 32 | 32 |

| TAMPA BAY STORM | U | A | TT | TFL/YDS | FF | FR-YDS | INT-YDS | BRUP | BLKD | SK/YDS | QBH |
|-----------------|---|---|-----|---------|----|--------|---------|------|------|--------|-----|
| STUBBS | 7 | 2 | 8.0 | | | | 1-26 | | | | |
| MCGLENN | 5 | | 5.0 | | | | | 1 | | | |
| HARRELL | 3 | 1 | 3.5 | | | | | 1 | | | |
| WILLIAMS | 2 | 2 | 3.0 | | | | | | | | |
| BOYCE | 2 | 2 | 3.0 | | | | | | | | |
| GREGORY | 2 | | 2.0 | | | | | | | | |
| MCCLINTON | 2 | | 2.0 | 1.0/1 | | | | | | 1.0/1 | |
| WASHINGTON | 1 | | 1.0 | | | | | | | | 1 |
| TOLIVER | 1 | | 1.0 | | | | | | | | |
| ADDISON | 1 | | 1.0 | | | | | | | | |
| BARNETT | | 2 | 1.0 | | | | | | | | |
| PITTMAN | | 1 | 0.5 | | | | | | 1 | | |

FIELD GOAL ATTEMPTS

None

| CLEVELAND GLADIATORS | U | A | TT | TFL/YDS | FF | FR-YDS | INT-YDS | BRUP | BLKD | SK/YDS | QBH |
|----------------------|---|---|-----|---------|----|--------|---------|------|------|--------|-----|
| ROBINSON | 9 | | 9.0 | | | | | | | | |
| ROSS | 6 | 2 | 7.0 | | | | 1-0 | | | | |
| POWELL | 4 | 5 | 6.5 | | | | | 1 | | | |
| BENDER | 2 | 2 | 3.0 | | | | 1-32 | | | | |
| TAYLOR | 2 | | 2.0 | | | | | | | | |
| KOROMA | 1 | 1 | 1.5 | | | | | | | | |
| TREVINO | 1 | | 1.0 | | | | | | | | |
| COLLING | 1 | | 1.0 | | | | | | | | |
| YOUNG | | 1 | 0.5 | | | | | | | | |
| SIMS | | 1 | 0.5 | | | | | | | | |
| MANLEY | | 1 | 0.5 | | | | | | | | |
| JASPERSE | | 1 | 0.5 | | | | | | | | |
| KEOSHIAN | | | | | | | | 2 | | | |

FIELD GOAL ATTEMPTS

None

TEAM STATS

| TEAM TOTALS | CLE | TAM |
|-------------------------------------|---------|---------|
| FIRST DOWNS | 28 | 27 |
| Rushing | 3 | 2 |
| Passing | 19 | 19 |
| Penalty | 6 | 6 |
| NET YARDS RUSHING | 31 | 21 |
| Rushing Attempts | 7 | 4 |
| Average Per Rush | 4.4 | 5.2 |
| Rushing Touchdowns | 2 | 1 |
| NET YARDS PASSING | 263 | 351 |
| Completions-Attempts-Int | 23-45-1 | 30-46-2 |
| Average Per Attempt | 5.8 | 7.6 |
| Average Per Completion | 11.4 | 11.7 |
| Passing Touchdowns | 6 | 8 |
| TOTAL OFFENSE YARDS | 294 | 372 |
| Total offense plays | 53 | 50 |
| Average Gain Per Play | 5.5 | 7.4 |
| Fumbles: Number-Lost | 0-0 | 1-0 |
| Penalties: Number-Yards | 9-76 | 11-54 |
| KICKOFFS-YARDS | 11-582 | 9-414 |
| Average Yards Per Kickoff | 52.9 | 46.0 |
| Net Yards Per Kickoff | 44.7 | 35.7 |
| Touchbacks | 5 | 1 |
| MFG Returns: Number-Yards-TD | 0-0-0 | 0-0-0 |
| Average Per Return | 0.0 | 0.0 |

| TEAM TOTALS | CLE | TAM |
|---------------------------------------|---------|--------|
| Kickoff returns: Number-Yds-TD | 8-91-1 | 7-80-0 |
| Average Per Return | 11.4 | 11.4 |
| Interceptions: Number-Yds-TD | 2-32-1 | 1-26-0 |
| Fumble Returns: Number-Yds-TD | 0-0-0 | 0-0-0 |
| Miscellaneous Yards | 0 | 0 |
| Possession Time | 44:14 | 30:46 |
| 1st Quarter | 7:26 | 7:34 |
| 2nd Quarter | 5:36 | 9:24 |
| 3rd Quarter | 11:33 | 3:27 |
| 4th Quarter | 6:56 | 8:04 |
| OT Quarter | 12:43 | 2:17 |
| Third-Down Conversions | 6 of 10 | 5 of 7 |
| Fourth-Down Conversions | 2 of 3 | 0 of 1 |
| Red-Zone Scores-Chances | 5-5 | 2-2 |
| Touchdowns | 5-5 | 2-2 |
| Field goals | 0-5 | 0-2 |
| Sacks by: Number-Yards | 0-0 | 1-1 |
| PAT Kicks | 8-9 | 9-9 |
| 2-Point drop-kick PATs | 0-0 | 0-0 |
| Field Goals | 0-0 | 0-0 |
| 4-Point drop kick FGs | 0-0 | 0-0 |
| Touchdowns (Rush-Pass-Return) | 2-6-2 | 1-8-0 |
| Points off turnovers | 7 | 7 |

2016 SEASON IN REVIEW

5 TIME ARENABOWL CHAMPIONS



GAME 08

ARIZONA RATTLERS (6-3) AT TAMPA BAY STORM (1-7)

MAY 29, 2016 • TAMPA, FL • AMALIE ARENA • ATT: 8,298

STORM WIN FIRST GAME OF 2016 SEASON, 63-56

TAMPA, FL - The Storm (1-7, 0-4) came out tonight and finally got the job done winning their first game of the season against the Arizona Rattlers (6-3, 4-0), 63-56. After just barely losing their last two games in the final minute, T.T. Toliver came out ready for a change, scoring not only the winning touchdown with just three seconds left of play, but also his 100th career catch for the Storm.

This was the Storm's 18th meeting with Arizona, and they now lead the matchup 11-7. A win today was what the team needed to finally turn the season around and get back to their winning ways.

Scoring for the Storm started with a touchdown by quarterback Jason Boltus who ran it in at the one-yard line. Gerald Young followed with another score off a 25-yard touchdown pass from Boltus to end the first quarter tied at 14-14.

Young made a huge run returning 56 yards off the kick for a touchdown to start off the second quarter. The Storm then turned the ball over to allow the Rattlers to jump two scores ahead of them leading the game 35-21.

After a hard hit to Boltus, Adam Kennedy came into the game and ran the ball in, to put one last touchdown on the board. Having an interception in the last two games wasn't enough for

Cortez Stubbs who decided to do it again with 30 seconds left in the second, keeping them in the game and ending the half at 35-28 Arizona.

Boltus came out in the third tougher than ever, throwing a 26-yard touchdown pass to Phillip Barnett to tie it back up 35-35. Turning the ball over and allowing a couple touchdowns in by Arizona's Chase Deadder and Rod Windsor put the Storm two scores behind.

Unlike the other games, today was the day the Storm would do what they had been working on all week at practice, and that was finishing.

Another touchdown by Barnett would make that his third of the game and single game career high. Toliver's 100th career Storm touchdown catch and a sack by Everett Dawkins with four minutes left to go shut the Rattlers down and left a crowd of 8,298 fans on their feet cheering.

Toliver then decided to score again off a 28-yard touchdown pass from Boltus, ending it all and giving the team their first season win.

Toliver led all receivers tonight with 182 yards on nine catches with two touchdowns. Boltus led the offense, completing 24-of-39 passes for a game-high 358 yards and six touchdowns.

| SCORE BY QUARTERS | 1 | 2 | 3 | 4 | SCORE |
|-------------------|----|----|----|----|-------|
| Arizona Rattlers | 14 | 21 | 13 | 8 | 56 |
| Tampa Bay Storm | 14 | 14 | 7 | 28 | 63 |

| SCORING SUMMARY | PLAY | SCORE |
|-----------------|---|---------|
| 1st | 14:18 ARI WINDSOR, Rod 36 yd pass from DAVILA, Nick (ZENDEJAS, Alex kick) | 7 - 0 |
| | 07:22 TBS BOLTUS, Jason 1 yd run (ALVARADO, Delbert kick) | 7 - 7 |
| | 03:58 ARI DEADDER, Chase 37 yd pass from DAVILA, Nick (ZENDEJAS, Alex kick) | 14 - 7 |
| | 00:17 TBS YOUNG, Gerald 25 yd pass from BOLTUS, Jason (ALVARADO, Delbert kick) | 14 - 14 |
| 2nd | 12:32 ARI DEADDER, Chase 7 yd pass from DAVILA, Nick (ZENDEJAS, Alex kick) | 21 - 14 |
| | 11:36 TBS YOUNG, Gerald 56 yd kickoff return (ALVARADO, Delbert kick) | 21 - 21 |
| | 07:41 ARI DEADDER, Chase 4 yd pass from DAVILA, Nick (ZENDEJAS, Alex kick) | 28 - 21 |
| | 00:56 ARI BENSON, Mykel 2 yd run (ZENDEJAS, Alex kick) | 35 - 21 |
| | 00:41 TBS KENNEDY, Adam 4 yd run (ALVARADO, Delbert kick) | 35 - 28 |
| 3rd | 12:25 TBS BARNETT, Phillip 26 yd pass from BOLTUS, Jason (ALVARADO, Delbert kick) | 35 - 35 |
| | 10:14 ARI DEADDER, Chase 35 yd pass from DAVILA, Nick (ZENDEJAS, Alex kick) | 42 - 35 |
| | 02:40 ARI WINDSOR, Rod 6 yd pass from DAVILA, Nick (ZENDEJAS, Alex kick failed) | 48 - 35 |
| 4th | 14:30 TBS BARNETT, Phillip 3 yd pass from BOLTUS, Jason (ALVARADO, Delbert kick) | 48 - 42 |
| | 10:01 TBS BARNETT, Phillip 3 yd pass from BOLTUS, Jason (ALVARADO, Delbert kick) | 48 - 49 |
| | 00:48 TBS TOLIVER, T.T. 9 yd pass from BOLTUS, Jason (ALVARADO, Delbert kick) | 48 - 56 |
| | 00:21 ARI WINDSOR, Rod 21 yd pass from DAVILA, Nick (DAVILA, Nick rush) | 56 - 56 |
| | 00:03 TBS TOLIVER, T.T. 28 yd pass from BOLTUS, Jason (ALVARADO, Delbert kick) | 56 - 63 |

| TAMPA BAY STORM | NO. | GAIN | LOSS | NET | TD | LG | AVG. |
|-----------------|-----|------|------|-----|----|----|------|
| RUSHING | | | | | | | |
| BOLTUS | 4 | 14 | 0 | 14 | 1 | 6 | 3.5 |
| KENNEDY | 1 | 4 | 0 | 4 | 1 | 4 | 4.0 |
| TOTALS | 5 | 18 | 0 | 18 | 2 | 6 | 3.6 |

| PASSING | CMP | ATT | INT | YDS | TD | LONG | SACK |
|---------|-----|-----|-----|-----|----|------|------|
| BOLTUS | 24 | 39 | 0 | 358 | 6 | 40 | 1 |
| TEAM | 0 | 0 | 0 | -6 | 0 | 0 | 0 |
| TOTALS | 24 | 39 | 0 | 352 | 6 | 40 | 1 |

| RECEIVING | NO. | YDS | TD | LG |
|-----------|-----|-----|----|----|
| TOLIVER | 9 | 182 | 2 | 40 |
| GREGORY | 7 | 90 | 0 | 18 |
| BARNETT | 7 | 61 | 3 | 26 |
| YOUNG | 1 | 25 | 1 | 25 |
| TOTALS | 24 | 358 | 6 | 40 |

| ALL RETURNS | ----MFG----- | | | | ----KICKOFFS---- | | | | ----INTERCEPT---- | | | |
|-------------|--------------|-----|----|---|------------------|-----|----|---|-------------------|-----|----|---|
| | NO | YDS | LG | | NO | YDS | LG | | NO | YDS | LG | |
| YOUNG | 0 | 0 | 0 | 0 | 4 | 88 | 56 | 0 | 0 | 0 | 0 | 0 |
| MCGLENN | 0 | 0 | 0 | 0 | 3 | 39 | 22 | 0 | 0 | 0 | 0 | 0 |
| STUBBS | 0 | 0 | 0 | 0 | 0 | 0 | 0 | 1 | 2 | 2 | 2 | 2 |
| TOTALS | 0 | 0 | 0 | 0 | 7 | 127 | 56 | 1 | 2 | 2 | 2 | 2 |

| ARIZONA RATTLERS | NO. | GAIN | LOSS | NET | TD | LG | AVG. |
|------------------|-----|------|------|-----|----|----|------|
| RUSHING | | | | | | | |
| BENSON | 3 | 5 | 0 | 5 | 1 | 2 | 1.7 |
| DAVILA | 2 | 3 | 0 | 3 | 0 | 3 | 1.5 |
| TOTALS | 5 | 8 | 0 | 8 | 1 | 3 | 1.6 |

| PASSING | CMP | ATT | INT | YDS | TD | LONG | SACK |
|---------|-----|-----|-----|-----|----|------|------|
| DAVILA | 22 | 36 | 1 | 341 | 7 | 37 | 2 |
| TEAM | 0 | 0 | 0 | -12 | 0 | 0 | 0 |
| TOTALS | 22 | 36 | 1 | 329 | 7 | 37 | 2 |

| RECEIVING | NO. | YDS | TD | LG |
|-----------|-----|-----|----|----|
| WINDSOR | 9 | 127 | 3 | 36 |
| DEADDER | 7 | 108 | 4 | 37 |
| MATTHEWS | 4 | 73 | 0 | 22 |
| AMOS | 1 | 19 | 0 | 19 |
| BENSON | 1 | 14 | 0 | 14 |
| TOTALS | 22 | 341 | 7 | 37 |

| ALL RETURNS | ----MFG----- | | | | ----KICKOFFS---- | | | | ----INTERCEPT---- | | | |
|-------------|--------------|-----|----|---|------------------|-----|----|---|-------------------|-----|----|---|
| | NO | YDS | LG | | NO | YDS | LG | | NO | YDS | LG | |
| AMOS | 0 | 0 | 0 | 0 | 8 | 119 | 31 | 0 | 0 | 0 | 0 | 0 |
| TOTALS | 0 | 0 | 0 | 0 | 8 | 119 | 31 | 0 | 0 | 0 | 0 | 0 |

| TAMPA BAY STORM | U | A | TT | TFL/YDS | FF | FR-YDS | INT-YDS | BRUP | BLKD | SK/YDS | QBH |
|-----------------|---|---|-----|---------|----|--------|---------|------|------|--------|-----|
| STUBBS | 7 | 1 | 7.5 | | | | 1-2 | 2 | | | |
| HARRELL | 6 | | 6.0 | 1.0/5 | | | | 2 | | | |
| ADDISON | 3 | 1 | 3.5 | | | | | | | | |
| WILLIAMS | 1 | 3 | 2.5 | | | | | | | | |
| MCCLINTON | 2 | | 2.0 | 1.0/5 | | | | | | 1.0/5 | |
| DAWKINS | 2 | | 2.0 | 1.0/7 | | | | | | 1.0/7 | 1 |
| BARNETT | 1 | 1 | 1.5 | | | | | | | | |
| MCGLENN | 1 | | 1.0 | | | | | | | | 1 |
| TOLIVER | 1 | | 1.0 | | | | | | | | |
| BIBBS | 1 | | 1.0 | | | | | | | | |
| GORDON | 1 | | 1.0 | | | | | | | | |
| YOUNG | 1 | | 1.0 | | | | | | | | |
| PITTMAN | | | | | | | | 1 | | | 1 |

FIELD GOAL ATTEMPTS

None

| ARIZONA RATTLERS | U | A | TT | TFL/YDS | FF | FR-YDS | INT-YDS | BRUP | BLKD | SK/YDS | QBH |
|------------------|---|---|-----|---------|----|--------|---------|------|------|--------|-----|
| JONES | 6 | 3 | 7.5 | | | | | 1 | | | |
| FLOYD | 5 | 2 | 6.0 | | | | | | | | |
| PHILLIPS | 4 | 3 | 5.5 | 1.0/2 | | | | 2 | | | |
| DEADDER | 3 | | 3.0 | | | | | | | | |
| MORTON | 2 | | 2.0 | | | | | 2 | | | |
| GLASPER | 1 | | 1.0 | 1.0/6 | | | | | | 1.0/6 | |
| MACKEY | 1 | | 1.0 | | | | | | | | |
| DUKES | 1 | | 1.0 | | | 1-0 | | 2 | | | 1 |
| AMOS | 1 | | 1.0 | | | | | | | | |
| MATTHEWS | | 2 | 1.0 | | | | | | | | |
| MCALLISTER | | | | | | | | | | | 2 |

FIELD GOAL ATTEMPTS

None

TEAM STATS

| TEAM TOTALS | ARI | TAM |
|-------------------------------------|---------|---------|
| FIRST DOWNS | 20 | 22 |
| Rushing | 2 | 2 |
| Passing | 17 | 16 |
| Penalty | 1 | 4 |
| NET YARDS RUSHING | 8 | 18 |
| Rushing Attempts | 5 | 5 |
| Average Per Rush | 1.6 | 3.6 |
| Rushing Touchdowns | 1 | 2 |
| NET YARDS PASSING | 329 | 352 |
| Completions-Attempts-Int | 22-36-1 | 24-39-0 |
| Average Per Attempt | 9.1 | 9.0 |
| Average Per Completion | 15.0 | 14.7 |
| Passing Touchdowns | 7 | 6 |
| TOTAL OFFENSE YARDS | 337 | 370 |
| Total offense plays | 43 | 45 |
| Average Gain Per Play | 7.8 | 8.2 |
| Fumbles: Number-Lost | 0-0 | 1-1 |
| Penalties: Number-Yards | 11-79 | 11-96 |
| KICKOFFS-YARDS | 8-447 | 10-482 |
| Average Yards Per Kickoff | 55.9 | 48.2 |
| Net Yards Per Kickoff | 39.8 | 36.3 |
| Touchbacks | 1 | 0 |
| MFG Returns: Number-Yards-TD | 0-0-0 | 0-0-0 |
| Average Per Return | 0.0 | 0.0 |

| TEAM TOTALS | ARI | TAM |
|---------------------------------------|---------|---------|
| Kickoff returns: Number-Yds-TD | 8-119-0 | 7-127-1 |
| Average Per Return | 14.9 | 18.1 |
| Interceptions: Number-Yds-TD | 0-0-0 | 1-2-0 |
| Fumble Returns: Number-Yds-TD | 0-0-0 | 0-0-0 |
| Miscellaneous Yards | 6 | -1 |
| Possession Time | 28:17 | 31:43 |
| 1st Quarter | 4:17 | 10:43 |
| 2nd Quarter | 8:45 | 6:15 |
| 3rd Quarter | 6:29 | 8:31 |
| 4th Quarter | 8:46 | 6:14 |
| Third-Down Conversions | 2 of 5 | 1 of 5 |
| Fourth-Down Conversions | 1 of 3 | 2 of 4 |
| Red-Zone Scores-Chances | 5-6 | 5-5 |
| Touchdowns | 5-6 | 5-5 |
| Field goals | 0-6 | 0-5 |
| Sacks By: Number-Yards | 1-6 | 2-12 |
| PAT Kicks | 6-7 | 9-9 |
| 2-Point drop-kick PATs | 0-0 | 0-0 |
| Field Goals | 0-0 | 0-0 |
| 4-Point drop kick FGs | 0-0 | 0-0 |
| Touchdowns (Rush-Pass-Return) | 1-7-0 | 2-6-1 |
| Points off turnovers | 0 | 0 |

2016 SEASON IN REVIEW

5 TIME ARENABOWL CHAMPIONS



GAME 09

TAMPA BAY STORM (1-8) AT PORTLAND STEEL (1-8)

JUNE 3, 2016 • PORTLAND, OR • MODA CENTER • ATT: 5,136

STORM FALLS IN PORTLAND; LOSES TO STEEL 68-35

PORTLAND, OR - The Tampa Bay Storm (1-8, 0-4) were defeated by the Portland Steel (1-8, 0-5) by a score of 68-35 in front of 5,126 fans at the Moda Center. The night saw Storm wide receiver T.T. Toliver surpass 15,000 career receiving yards.

Toliver led all receivers with 10 receptions for 140 yards and two touchdowns. He has 15,108, needing just 27 yards to surpass Damian Harrell (15,134) to become the Arena Football League's All-Time Leader in receiving yards.

Steel quarterback Shane Austin led the offense, completing 19-of-26 passes for 139 yards and five touchdowns. He would also rush six times for nine yards and two scores.

Portland's defense was the key its victory with two forced fumbles and two interceptions. Shaine Boyle led the team with 9.5 tackles and a fumble recovery on special teams.

| SCORE BY QUARTERS | 1 | 2 | 3 | 4 | SCORE |
|-------------------|----|---|----|----|-------|
| Tampa Bay Storm | 0 | 7 | 7 | 21 | 35 |
| Portland Steel | 14 | 7 | 19 | 28 | 68 |

| SCORING SUMMARY | PLAY | SCORE |
|-----------------|--|---------|
| 1st | 10:54 PDX WILSON, Reggie 31 yd fumble recovery (LACAYO, Ernesto kick) | 0 - 7 |
| | 07:27 PDX PERRY, Jared 4 yd pass from AUSTIN, Shane (LACAYO, Ernesto kick) | 0 - 14 |
| 2nd | 12:12 TBS WASHINGTON, Mike 7 yd pass from BOLTUS, Jason (ALVARADO, Delbert kick) | 7 - 14 |
| | 07:50 PDX GOARD, Tyrone 5 yd pass from AUSTIN, Shane (LACAYO, Ernesto kick) | 7 - 21 |
| 3rd | 13:20 PDX GOARD, Tyrone 3 yd run (LACAYO, Ernesto kick failed) | 7 - 27 |
| | 07:29 PDX AUSTIN, Shane 2 yd run (LACAYO, Ernesto kick failed) | 7 - 33 |
| | 05:18 TBS TOLIVER, T.T. 35 yd pass from BOLTUS, Jason (ALVARADO, Delbert kick) | 14 - 33 |
| | 02:57 PDX PERRY, Jared 34 yd pass from AUSTIN, Shane (LACAYO, Ernesto kick) | 14 - 40 |
| 4th | 14:55 TBS TOLIVER, T.T. 5 yd pass from BOLTUS, Jason (ALVARADO, Delbert kick) | 21 - 40 |
| | 13:41 PDX SHAW, James 14 yd pass from AUSTIN, Shane (LACAYO, Ernesto kick) | 21 - 47 |
| | 11:43 PDX GOARD, Tyrone 2 yd pass from AUSTIN, Shane (LACAYO, Ernesto kick) | 21 - 54 |
| | 10:47 PDX BOYLE, Shaine 0 yd fumble recovery (LACAYO, Ernesto kick) | 21 - 61 |
| | 10:05 TBS WASHINGTON, Mike 54 yd kickoff return (ALVARADO, Delbert kick) | 28 - 61 |
| | 03:31 TBS BARNETT, Phillip 4 yd pass from BOLTUS, Jason (ALVARADO, Delbert kick) | 35 - 61 |
| | 00:13 PDX AUSTIN, Shane 2 yd run (LACAYO, Ernesto kick) | 35 - 68 |

| TAMPA BAY STORM | | | | | | | |
|-----------------|----------|-----------|----------|-----------|----------|-----------|------------|
| RUSHING | NO. | GAIN | LOSS | NET | TD | LG | AVG. |
| BOLTUS | 4 | 20 | 2 | 18 | 0 | 13 | 4.5 |
| TOTALS | 4 | 20 | 2 | 18 | 0 | 13 | 4.5 |

| PASSING | | | | | | | |
|---------------|-----------|-----------|----------|------------|----------|-----------|----------|
| CMP | ATT | INT | YDS | TD | LONG | SACK | |
| BOLTUS | 27 | 45 | 2 | 303 | 4 | 35 | 2 |
| TEAM | 0 | 0 | 0 | -12 | 0 | 0 | 0 |
| TOTALS | 27 | 45 | 2 | 291 | 4 | 35 | 2 |

| RECEIVING | | | | |
|---------------|-----------|------------|----------|-----------|
| NO. | YDS | TD | LG | |
| TOLIVER | 10 | 140 | 2 | 35 |
| WASHINGTON | 8 | 59 | 1 | 18 |
| BARNETT | 7 | 66 | 1 | 31 |
| GREGORY | 2 | 38 | 0 | 26 |
| TOTALS | 27 | 303 | 4 | 35 |

| [----MFG-----] | | | [---KICKOFFS--- | | | [---INTERCEPT--- | | | |
|----------------|----------|----------|-----------------|----------|------------|------------------|----------|----------|----------|
| ALL RETURNS | NO | YDS | LG | NO | YDS | LG | NO | YDS | LG |
| WASHINGTON | 0 | 0 | 0 | 8 | 146 | 54 | 0 | 0 | 0 |
| TOTALS | 0 | 0 | 0 | 8 | 146 | 54 | 0 | 0 | 0 |

| PORTLAND STEEL | | | | | | | |
|----------------|-----------|-----------|----------|-----------|----------|----------|------------|
| RUSHING | NO. | GAIN | LOSS | NET | TD | LG | AVG. |
| AUSTIN | 6 | 9 | 0 | 9 | 2 | 2 | 1.5 |
| MYERS | 2 | 5 | 0 | 5 | 0 | 5 | 2.5 |
| GOARD | 1 | 3 | 0 | 3 | 1 | 3 | 3.0 |
| WISE | 1 | 3 | 0 | 3 | 0 | 3 | 3.0 |
| SHAW | 2 | 4 | 2 | 2 | 0 | 4 | 1.0 |
| TOTALS | 12 | 24 | 2 | 22 | 3 | 5 | 1.8 |

| PASSING | | | | | | | |
|---------------|-----------|-----------|----------|------------|----------|-----------|----------|
| CMP | ATT | INT | YDS | TD | LONG | SACK | |
| AUSTIN | 19 | 26 | 0 | 139 | 5 | 34 | 1 |
| TEAM | 0 | 0 | 0 | -4 | 0 | 0 | 0 |
| TOTALS | 19 | 26 | 0 | 135 | 5 | 34 | 1 |

| RECEIVING | | | | |
|---------------|-----------|------------|----------|-----------|
| NO. | YDS | TD | LG | |
| SHAW | 6 | 44 | 1 | 15 |
| GILSON | 6 | 33 | 0 | 13 |
| GOARD | 4 | 17 | 2 | 7 |
| PERRY | 2 | 38 | 2 | 34 |
| GALLINGTON | 1 | 7 | 0 | 7 |
| TOTALS | 19 | 139 | 5 | 34 |

| [----MFG-----] | | | [---KICKOFFS--- | | | [---INTERCEPT--- | | | |
|----------------|----------|----------|-----------------|----------|-----------|------------------|----------|-----------|-----------|
| ALL RETURNS | NO | YDS | LG | NO | YDS | LG | NO | YDS | LG |
| GILLIAM | 0 | 0 | 0 | 0 | 0 | 0 | 2 | 55 | 40 |
| IKNER | 0 | 0 | 0 | 1 | 52 | 52 | 0 | 0 | 0 |
| WISE | 0 | 0 | 0 | 2 | 36 | 21 | 0 | 0 | 0 |
| TOTALS | 0 | 0 | 0 | 3 | 88 | 52 | 2 | 55 | 40 |

| TAMPA BAY STORM | U | A | TT | TFL/YDS | FF | FR-YDS | INT-YDS | BRUP | BLKD | SK/YDS | QBH |
|-----------------|---|---|-----|---------|-----|--------|---------|------|-------|--------|-----|
| MCLENN | 5 | 4 | 7.0 | . | . | . | . | . | . | . | . |
| STUBBS | 2 | 4 | 4.0 | 1.0/2 | . | . | 1 | . | . | . | . |
| MCCLINTON | 3 | 1 | 3.5 | 1.0/4 | 1-0 | . | . | . | 1.0/4 | . | . |
| HARRELL | 2 | 2 | 3.0 | . | . | . | . | . | . | . | . |
| ADDISON | 2 | 2 | 3.0 | 1 | . | . | . | . | . | . | . |
| GORDON | 1 | 1 | 1.5 | . | . | . | . | . | . | . | . |
| BIBBS | 1 | . | 1.0 | . | . | . | . | . | . | . | . |
| BOLTUS | 1 | . | 1.0 | . | . | . | . | . | . | . | . |
| WASHINGTON | 1 | . | 1.0 | . | . | . | . | . | . | . | . |
| ALVARADO | 1 | . | 1.0 | . | . | . | . | . | . | . | . |
| WASHINGTON | 1 | . | 1.0 | . | . | . | . | . | . | . | . |
| TOLIVER | 1 | . | 1.0 | . | . | . | . | . | . | . | . |
| GREGORY | . | 1 | 0.5 | . | . | . | . | . | . | . | . |
| DAWKINS | . | 1 | 0.5 | . | . | . | . | . | . | . | . |

FIELD GOAL ATTEMPTS

None

| PORTLAND STEEL | U | A | TT | TFL/YDS | FF | FR-YDS | INT-YDS | BRUP | BLKD | SK/YDS | QBH |
|----------------|---|---|-----|---------|------|--------|---------|------|-------|--------|-----|
| BOYLE | 9 | 1 | 9.5 | . | 2-0 | . | . | . | . | . | . |
| GILLIAM | 6 | . | 6.0 | . | . | 2-55 | 2 | . | . | . | . |
| IKNER | 6 | . | 6.0 | . | . | . | 3 | . | . | . | . |
| PEILA | 2 | 1 | 2.5 | . | 1-2 | . | . | . | . | . | . |
| WILSON | 2 | . | 2.0 | 1 | 1-31 | . | . | . | . | . | . |
| SESAY | 1 | 1 | 1.5 | 1.5/9 | . | . | . | . | 1.5/9 | . | . |
| LACAYO | 1 | . | 1.0 | . | . | . | . | . | . | . | . |
| GOARD | 1 | . | 1.0 | . | . | . | . | . | . | . | . |
| HAYES | . | 1 | 0.5 | 0.5/3 | 1 | . | 1 | . | 0.5/3 | . | . |
| DAVIS | . | . | . | . | . | . | 2 | . | . | . | . |

FIELD GOAL ATTEMPTS

None

TEAM STATS

| TEAM TOTALS | TAM | POR |
|-------------------------------------|---------|---------|
| FIRST DOWNS | 19 | 15 |
| Rushing | 1 | 4 |
| Passing | 17 | 8 |
| Penalty | 1 | 3 |
| NET YARDS RUSHING | 18 | 22 |
| Rushing Attempts | 4 | 12 |
| Average Per Rush | 4.5 | 1.8 |
| Rushing Touchdowns | 0 | 3 |
| NET YARDS PASSING | 291 | 135 |
| Completions-Attempts-Int | 27-45-2 | 19-26-0 |
| Average Per Attempt | 6.5 | 5.2 |
| Average Per Completion | 10.8 | 7.1 |
| Passing Touchdowns | 4 | 5 |
| TOTAL OFFENSE YARDS | 309 | 157 |
| Total offense plays | 51 | 39 |
| Average Gain Per Play | 6.1 | 4.0 |
| Fumbles: Number-Lost | 4-4 | 1-1 |
| Penalties: Number-Yards | 12-50 | 2-10 |
| KICKOFFS-YARDS | 4-175 | 11-603 |
| Average Yards Per Kickoff | 43.8 | 54.8 |
| Net Yards Per Kickoff | 21.8 | 40.6 |
| Touchbacks | 0 | 2 |
| MFG Returns: Number-Yards-TD | 0-0-0 | 0-0-0 |
| Average Per Return | 0.0 | 0.0 |

| TEAM TOTALS | TAM | POR |
|---------------------------------------|---------|--------|
| Kickoff returns: Number-Yds-TD | 8-146-1 | 3-88-0 |
| Average Per Return | 18.2 | 29.3 |
| Interceptions: Number-Yds-TD | 0-0-0 | 2-55-0 |
| Fumble Returns: Number-Yds-TD | 0-0-0 | 2-33-2 |
| Miscellaneous Yards | 0 | 4 |
| Possession Time | 31:39 | 28:21 |
| 1st Quarter | 8:11 | 6:49 |
| 2nd Quarter | 9:53 | 5:07 |
| 3rd Quarter | 7:45 | 7:15 |
| 4th Quarter | 5:50 | 9:10 |
| Third-Down Conversions | 6 of 9 | 1 of 5 |
| Fourth-Down Conversions | 0 of 2 | 1 of 4 |
| Red-Zone Scores-Chances | 3-5 | 6-8 |
| Touchdowns | 3-5 | 6-8 |
| Field goals | 0-5 | 0-8 |
| Sacks By: Number-Yards | 1-4 | 2-12 |
| PAT Kicks | 5-5 | 8-10 |
| 2-Point drop-kick PATs | 0-0 | 0-0 |
| Field Goals | 0-0 | 0-0 |
| 4-Point drop kick FGs | 0-0 | 0-0 |
| Touchdowns (Rush-Pass-Return) | 0-4-1 | 3-5-2 |
| Points off turnovers | 0 | 40 |

2016 SEASON IN REVIEW

5 TIME ARENABOWL CHAMPIONS



GAME 10

JACKSONVILLE SHARKS (5-5) AT TAMPA BAY STORM (1-9)

JUN 11, 2016 • TAMPA, FL • AMALIE ARENA • ATT: 8,418

STORM FALLS TO JACKSONVILLE FOR SECOND TIME, 67-34

TAMPA, FL - The familiar bugaboos that have plagued the Tampa Bay Storm all season - namely, untimely turnovers, red-zone struggles and coverage breakdowns - were once again present in the Storm's 67-34 loss to the Jacksonville Sharks in front of 8,418 fans at Amalie Arena.

Jacksonville, aided by a pair of interception returns for touchdowns, scored 28 consecutive points from midway through the first quarter to near the nine-minute mark of the second to take a commanding 34-7 lead and eventually send the Storm to their second-consecutive defeat.

The Sharks (5-5, 4-2) scored on all five of their first-half drives and first seven drives overall. Jacksonville led 47-14 at halftime.

The Storm fell to 1-9 on the season (0-5 in conference).

After Jacksonville opened the game with a 16-yard touchdown connection from quarterback Tommy Grady to receiver Tiger Jones, the Storm took their only lead of the game when Jason Boltus found T.T. Toliver for a 17-yard touchdown reception - Toliver's first of three touchdown catches -- and Delbert Alvarado added the extra point to make it 7-6 Tampa Bay.

Joe Hills put Jacksonville back in the lead on the Sharks' next drive with a four-yard touchdown

hookup, and on the ensuing Tampa Bay possession, Jacksonville's Jordan Miller intercepted Boltus' pass and returned it 28 yards to make it 20-7 Sharks. On the play, Boltus hit Julius Gregory in stride, but Gregory couldn't hang on and deflected the ball up into the air for the Sharks' defensive lineman to pick out of the air and rumble in for the score.

Tampa Bay moved the ball down to the Sharks' three-yard line on their next drive but came up a yard-and-a-half short on a Boltus run on a fourth down play. Hills caught his second of four touchdown catches after Jacksonville took over on downs for a 27-7 Sharks lead.

Jacksonville extended its advantage to 34-7 when Boltus threw a pick six to Greg Reid on the first play of the Storm's next drive.

Boltus finished the night 22-of-41 for 284 yards, four touchdowns and two interceptions.

Toliver became the Arena Football League's all-time leader for career receiving yards with his second touchdown catch in the second quarter to get the Storm back on the scoreboard at 34-14. Toliver came into the Jacksonville game needing 27 yards to pass Damian Harrell (15,134 total career receiving yards) for the most receiving yards in league history. Toliver's 13-yard touchdown reception with 4:23 to go in the first half was enough to push Toliver to the top of the leaderboard.

SCORE BY QUARTERS

| | 1 | 2 | 3 | 4 | SCORE |
|---------------------|----|----|---|----|-------|
| Jacksonville Sharks | 20 | 27 | 7 | 13 | 67 |
| Tampa Bay Storm | 7 | 7 | 7 | 13 | 34 |

| SCORING SUMMARY | PLAY | SCORE |
|-----------------|--|---------|
| 1st | 13:31 JAX JONES, Tiger 16 yd pass from GRADY, Tommy (WOLFE, Lindsey kick failed) | 6 - 0 |
| | 09:10 TBS TOLIVER, T.T. 17 yd pass from BOLTUS, Jason (ALVARADO, Delbert kick) | 6 - 7 |
| | 05:39 JAX HILLS, Joe 4 yd pass from GRADY, Tommy (WOLFE, Lindsey kick) | 13 - 7 |
| | 04:20 JAX MILLER, Jordan 28 yd interception return (WOLFE, Lindsey kick) | 20 - 7 |
| 2nd | 10:19 JAX HILLS, Joe 15 yd pass from GRADY, Tommy (WOLFE, Lindsey kick) | 27 - 7 |
| | 09:05 JAX REID, Greg 21 yd interception return (WOLFE, Lindsey kick) | 34 - 7 |
| | 04:29 TBS TOLIVER, T.T. 13 yd pass from BOLTUS, Jason (ALVARADO, Delbert kick) | 34 - 14 |
| | 02:10 JAX GRAY, Reggie 22 yd pass from GRADY, Tommy (WOLFE, Lindsey kick) | 41 - 14 |
| | 00:32 JAX HILLS, Joe 14 yd pass from GRADY, Tommy (WOLFE, Lindsey kick failed) | 47 - 14 |
| 3rd | 11:11 TBS BROWN, John 1 yd run (ALVARADO, Delbert kick) | 47 - 21 |
| | 08:14 JAX JACKSON, Dexter 1 yd run (WOLFE, Lindsey kick) | 54 - 21 |
| 4th | 14:56 JAX HILLS, Joe 2 yd pass from GRADY, Tommy (WOLFE, Lindsey kick) | 61 - 21 |
| | 09:55 TBS BARNETT, Phillip 22 yd pass from BOLTUS, Jason (ALVARADO, Delbert kick failed) | 61 - 27 |
| | 05:18 TBS TOLIVER, T.T. 12 yd pass from BOLTUS, Jason (ALVARADO, Delbert kick) | 61 - 34 |
| | 00:00 JAX REID, Greg 48 yd fumble recovery | 67 - 34 |

| TAMPA BAY STORM | | | | | | | |
|-----------------|-----------|-----------|----------|-----------|----------|-----------|------------|
| RUSHING | NO. | GAIN | LOSS | NET | TD | LG | AVG. |
| BOLTUS | 5 | 18 | 0 | 18 | 0 | 12 | 3.6 |
| TOLIVER | 1 | 5 | 0 | 5 | 0 | 5 | 5.0 |
| BROWN | 4 | 6 | 1 | 5 | 1 | 4 | 1.2 |
| TOTALS | 10 | 29 | 1 | 28 | 1 | 12 | 2.8 |

| PASSING | | | | | | |
|---------------|----------------|------------|----------|-----------|----------|--|
| CMP-ATT-INT | YDS | TD | LONG | SACK | | |
| BOLTUS | 22-41-2 | 284 | 4 | 26 | 1 | |
| TEAM | 0-0-0 | -6 | 0 | 0 | 0 | |
| TOTALS | 22-41-2 | 278 | 4 | 26 | 1 | |

| RECEIVING | | | | |
|---------------|-----------|------------|----------|-----------|
| NO. | YDS | TD | LG | |
| TOLIVER | 8 | 124 | 3 | 26 |
| BARNETT | 8 | 82 | 1 | 22 |
| WASHINGTON | 6 | 78 | 0 | 24 |
| TOTALS | 22 | 284 | 4 | 26 |

| ----MFG---- | | | ----KICKOFFS---- | | | ----INTERCEPT---- | | | |
|---------------|----------|----------|------------------|----------|------------|-------------------|----------|----------|----------|
| ALL RETURNS | NO | YDS | LG | NO | YDS | LG | NO | YDS | LG |
| WASHINGTON | 0 | 0 | 0 | 9 | 134 | 35 | 0 | 0 | 0 |
| TOTALS | 0 | 0 | 0 | 9 | 134 | 35 | 0 | 0 | 0 |

| JACKSONVILLE SHARKS | | | | | | | |
|---------------------|----------|----------|----------|----------|----------|----------|------------|
| RUSHING | NO. | GAIN | LOSS | NET | TD | LG | AVG. |
| BRACKETT | 1 | 4 | 0 | 4 | 0 | 4 | 4.0 |
| JACKSON | 3 | 2 | 0 | 2 | 1 | 1 | 0.7 |
| HOLMAN | 1 | 0 | 0 | 0 | 0 | 0 | 0.0 |
| TOTALS | 5 | 6 | 0 | 6 | 1 | 4 | 1.2 |

| PASSING | | | | | | |
|---------------|----------------|------------|----------|-----------|----------|--|
| CMP-ATT-INT | YDS | TD | LONG | SACK | | |
| GRADY | 16-23-0 | 188 | 6 | 23 | 0 | |
| BRACKETT | 1-4-0 | 4 | 0 | 4 | 0 | |
| TOTALS | 17-27-0 | 192 | 6 | 23 | 0 | |

| RECEIVING | | | | |
|---------------|-----------|------------|----------|-----------|
| NO. | YDS | TD | LG | |
| HILLS | 7 | 68 | 4 | 15 |
| JONES | 5 | 36 | 1 | 16 |
| GRAY | 2 | 45 | 1 | 23 |
| ROBUSTELLI | 2 | 21 | 0 | 16 |
| RUFFINS | 1 | 22 | 0 | 22 |
| TOTALS | 17 | 192 | 6 | 23 |

| ----MFG---- | | | ----KICKOFFS---- | | | ----INTERCEPT---- | | | |
|---------------|----------|----------|------------------|----------|-----------|-------------------|----------|-----------|-----------|
| ALL RETURNS | NO | YDS | LG | NO | YDS | LG | NO | YDS | LG |
| GRAY | 0 | 0 | 0 | 2 | 28 | 19 | 0 | 0 | 0 |
| ROBUSTELLI | 0 | 0 | 0 | 1 | 1 | 1 | 0 | 0 | 0 |
| REID | 0 | 0 | 0 | 0 | 0 | 0 | 1 | 21 | 21 |
| MILLER | 0 | 0 | 0 | 0 | 0 | 0 | 1 | 28 | 28 |
| HYLAND | 0 | 0 | 0 | 2 | 54 | 36 | 0 | 0 | 0 |
| TOTALS | 0 | 0 | 0 | 5 | 83 | 36 | 2 | 49 | 28 |

| TAMPA BAY STORM | U | A | TT | TFL/YDS | FF | FR-YDS | INT-YDS | BRUP | BLKD | SK/YDS | QBH |
|-----------------|---|---|-----|---------|----|--------|---------|------|------|--------|-----|
| HARRELL | 5 | . | 5.0 | . | . | . | . | 1 | . | . | . |
| ADDISON | 4 | . | 4.0 | . | . | . | . | . | . | . | . |
| GORDON | 4 | . | 4.0 | . | . | . | . | . | . | . | 1 |
| MCGLENN | 2 | . | 2.0 | . | . | . | . | . | . | . | . |
| STUBBS | 2 | . | 2.0 | . | . | . | . | 1 | . | . | . |
| BARNETT | 1 | . | 1.0 | . | . | . | . | . | . | . | . |
| GREGORY | 1 | . | 1.0 | . | . | . | . | . | . | . | . |
| COX | 1 | . | 1.0 | . | . | . | . | . | . | . | . |
| MCCLENTON | 1 | . | 1.0 | . | . | . | . | . | . | . | . |

FIELD GOAL ATTEMPTS

None

| JACKSONVILLE SHARKS | U | A | TT | TFL/YDS | FF | FR-YDS | INT-YDS | BRUP | BLKD | SK/YDS | QBH |
|---------------------|---|---|-----|---------|----|--------|---------|------|------|--------|-----|
| HYLAND | 6 | 4 | 8.0 | . | . | . | . | . | . | . | . |
| JACKSON | 6 | 3 | 7.5 | . | . | . | . | 1 | . | . | . |
| REID | 5 | 1 | 5.5 | . | . | 1-48 | 1-21 | 2 | . | . | . |
| JACKSON | 5 | 1 | 5.5 | . | . | . | . | . | . | . | . |
| JACKSON | 3 | . | 3.0 | 1.0/6 | . | . | . | . | . | 1.0/6 | 1 |
| HILLS | 2 | . | 2.0 | . | . | . | . | . | . | . | . |
| ROBUSTELLI | 1 | 1 | 1.5 | . | . | . | . | . | . | . | . |
| SMITH | 1 | 1 | 1.5 | . | . | . | . | . | . | . | . |
| HOLMAN | 1 | . | 1.0 | . | . | . | . | . | . | . | . |
| MILLER | . | 1 | 0.5 | . | . | . | 1-28 | . | . | . | . |

FIELD GOAL ATTEMPTS

None

TEAM STATS

| TEAM TOTALS | JAX | TAM |
|-------------------------------------|---------|---------|
| FIRST DOWNS | 20 | 21 |
| Rushing | 1 | 4 |
| Passing | 12 | 15 |
| Penalty | 7 | 2 |
| NET YARDS RUSHING | 6 | 28 |
| Rushing Attempts | 5 | 10 |
| Average Per Rush | 1.2 | 2.8 |
| Rushing Touchdowns | 1 | 1 |
| NET YARDS PASSING | 192 | 278 |
| Completions-Attempts-Int | 17-27-0 | 22-41-2 |
| Average Per Attempt | 7.1 | 6.8 |
| Average Per Completion | 11.3 | 12.6 |
| Passing Touchdowns | 6 | 4 |
| TOTAL OFFENSE YARDS | 198 | 306 |
| Total offense plays | 32 | 52 |
| Average Gain Per Play | 6.2 | 5.9 |
| Fumbles: Number-Lost | 1-0 | 1-1 |
| Penalties: Number-Yards | 7-43 | 13-60 |
| KICKOFFS-YARDS | 9-493 | 4-223 |
| Average Yards Per Kickoff | 54.8 | 55.8 |
| Net Yards Per Kickoff | 39.9 | 35.0 |
| Touchbacks | 0 | 0 |
| MFG Returns: Number-Yards-TD | 0-0-0 | 0-0-0 |
| Average Per Return | 0.0 | 0.0 |

| TEAM TOTALS | JAX | TAM |
|---------------------------------------|--------|---------|
| Kickoff returns: Number-Yds-TD | 5-83-0 | 9-134-0 |
| Average Per Return | 16.6 | 14.9 |
| Interceptions: Number-Yds-TD | 2-49-2 | 0-0-0 |
| Fumble Returns: Number-Yds-TD | 1-48-1 | 0-0-0 |
| Miscellaneous Yards | 4 | 0 |
| Possession Time | 28:21 | 31:39 |
| 1st Quarter | 6:23 | 8:37 |
| 2nd Quarter | 7:31 | 7:29 |
| 3rd Quarter | 8:33 | 6:27 |
| 4th Quarter | 5:54 | 9:06 |
| Third-Down Conversions | 1 of 3 | 5 of 8 |
| Fourth-Down Conversions | 1 of 3 | 1 of 3 |
| Red-Zone Scores-Chances | 3-3 | 1-3 |
| Touchdowns | 3-3 | 1-3 |
| Field goals | 0-3 | 0-3 |
| Sacks By: Number-Yards | 1-6 | 0-0 |
| PAT Kicks | 7-9 | 4-5 |
| 2-Point drop-kick PATs | 0-0 | 0-0 |
| Field Goals | 0-0 | 0-0 |
| 4-Point drop kick FGs | 0-0 | 0-0 |
| Touchdowns (Rush-Pass-Return) | 1-6-3 | 1-4-0 |
| Points off turnovers | 20 | 0 |

2016 SEASON IN REVIEW

5 TIME ARENABOWL CHAMPIONS



GAME 11

L.A. KISS (5-6) AT TAMPA BAY STORM (1-10)

JUN 18, 2016 • TAMPA, FL • AMALIE ARENA • ATT: 9,670

ANOTHER GAME, ANOTHER RECORD FOR T.T. TOLIVER AS STORM FALL TO KISS

TAMPA, FL - Tampa Bay Storm wide receiver T.T. Toliver set the Arena Football League record for all-time catches on Saturday at Amalie Arena a week after climbing to the top of the league's all-time reception yardage list.

The KISS (5-6) scored on their first eight possessions and weren't stopped until their final drive late in the fourth quarter. Tampa Bay (1-10) put a touchdown on the board on its opening drive but was denied on its next four possessions through the rest of the first half. The Storm trailed 40-6 at halftime.

After LA scored on its opening drive, Tampa Bay quarterback Jason Boltus converted the Storm's first possession into points when he scrambled out of the pocket and weaved his way through the KISS defense 16 yards to pay dirt. The Storm still trailed 7-6, however, after Delbert Alvarado missed the extra point.

Rory Nixon rumbled over the goal line on a two-yard carry to put the KISS back in the lead. Tampa Bay turned the ball over on downs on back-to-back possessions, and LA responded with a touchdown each time.

Boltus was intercepted on consecutive passes on the next two Storm drives.

Tampa Bay scored on its opening drive of the second half, Boltus finding Phillip Barnett in the end zone for an eight-yard score to cut LA's lead to 40-13. The Storm defense, though, couldn't come up with a stop to allow Tampa Bay to get back in the game. LA marched down the field twice more in the second half, taking a 54-13 lead.

Toliver broke the AFL's all-time catches record at 8:34 of the fourth quarter, surpassing Damian Harrell (1,164 career receptions) for the second week in a row for a major achievement. Boltus connected with Toliver on a 22-yard flag route to cement the 39 year old's place as the league's receptions king. On Tampa Bay's next play, Boltus found a wide open Mike Washington in the end zone on a 14-yard strike for the Storm's third touchdown, cutting LA's lead to 54-20.

Toliver had six catches total against LA and now has 1,166 catches over his 12-year AFL career.

Toliver can knock off one more record in the coming weeks. He needs just 71 all-purpose yards to become the league leader in that category too and pass AFL Hall of Famer Barry Wagner (21,042).

Tampa Bay had one more last gasp, Boltus hitting Washington in the front corner of the end zone with two seconds remaining in the game for the 54-27 final. Boltus finished 16-of-29 for 173 yards and three touchdowns passing and one more score rushing.

Toliver had a team-high 91 receiving yards.

| SCORE BY QUARTERS | 1 | 2 | 3 | 4 | SCORE |
|-------------------|----|----|---|----|-------|
| LA KISS | 14 | 26 | 7 | 7 | 54 |
| Tampa Bay Storm | 6 | 0 | 7 | 14 | 27 |

| SCORING SUMMARY | PLAY | SCORE |
|-----------------|--|---------|
| 1st | 12:56 LAK MORGAN, Donovan 21 yd pass from THOMAS, Pete (CEJUDO, Joey kick) | 7 - 0 |
| | 10:54 TBS BOLTUS, Jason 16 yd run (ALVARADO, Delbert kick failed) | 7 - 6 |
| | 06:39 LAK NIXON, Rory 2 yd run (CEJUDO, Joey kick) | 14 - 6 |
| 2nd | 14:20 LAK MORGAN, Donovan 2 yd pass from THOMAS, Pete (CEJUDO, Joey kick) | 21 - 6 |
| | 05:43 LAK COLLINS, Brandon 31 yd pass from THOMAS, Pete (CEJUDO, Joey kick failed) | 27 - 6 |
| | 02:35 LAK STEPHENS, DJ 6 yd pass from THOMAS, Pete (CEJUDO, Joey kick) | 34 - 6 |
| | 00:06 LAK MORGAN, Donovan 7 yd pass from THOMAS, Pete (CEJUDO, Joey kick failed) | 40 - 6 |
| 3rd | 12:08 TBS BARNETT, Phillip 8 yd pass from BOLTUS, Jason (ALVARADO, Delbert kick) | 40 - 13 |
| | 07:34 LAK NIXON, Rory 1 yd run (CEJUDO, Joey kick) | 47 - 13 |
| 4th | 11:09 LAK WILSON, Justin 22 yd pass from THOMAS, Pete (CEJUDO, Joey kick) | 54 - 13 |
| | 08:01 TBS WASHINGTON, Mike 14 yd pass from BOLTUS, Jason (ALVARADO, Delbert kick) | 54 - 20 |
| | 00:02 TBS WASHINGTON, Mike 12 yd pass from BOLTUS, Jason (ALVARADO, Delbert kick) | 54 - 27 |

| TAMPA BAY STORM | | | | | | | |
|-----------------|----------|-----------|----------|-----------|----------|-----------|------------|
| RUSHING | NO. | GAIN | LOSS | NET | TD | LG | AVG. |
| BOLTUS | 2 | 23 | 0 | 23 | 1 | 16 | 11.5 |
| WASHINGTON | 1 | 3 | 0 | 3 | 0 | 3 | 3.0 |
| BROWN | 1 | 2 | 0 | 2 | 0 | 2 | 2.0 |
| TOLIVER | 1 | 2 | 0 | 2 | 0 | 2 | 2.0 |
| TOTALS | 5 | 30 | 0 | 30 | 1 | 16 | 6.0 |

| PASSING | CMP-ATT-INT | YDS | TD | LONG | SACK |
|---------------|----------------|------------|----------|-----------|----------|
| BOLTUS | 16-29-3 | 173 | 3 | 25 | 1 |
| TEAM | 0-0-0 | -5 | 0 | 0 | 0 |
| TOTALS | 16-29-3 | 168 | 3 | 25 | 1 |

| RECEIVING | NO. | YDS | TD | LG |
|---------------|-----------|------------|----------|-----------|
| TOLIVER | 6 | 91 | 0 | 25 |
| WASHINGTON | 5 | 53 | 2 | 15 |
| BARNETT | 5 | 29 | 1 | 9 |
| TOTALS | 16 | 173 | 3 | 25 |

| ALL RETURNS | NO | YDS | LG | NO | YDS | LG | NO | YDS | LG |
|---------------|----------|----------|----------|----------|------------|-----------|----------|----------|----------|
| WASHINGTON | 0 | 0 | 0 | 8 | 103 | 25 | 0 | 0 | 0 |
| BARNETT | 0 | 0 | 0 | 1 | 1 | 1 | 0 | 0 | 0 |
| TOTALS | 0 | 0 | 0 | 9 | 104 | 25 | 0 | 0 | 0 |

| L.A. KISS | | | | | | | |
|---------------|-----------|-----------|----------|-----------|----------|----------|------------|
| RUSHING | NO. | GAIN | LOSS | NET | TD | LG | AVG. |
| NIXON | 7 | 13 | 0 | 13 | 2 | 6 | 1.9 |
| THOMAS | 3 | 6 | 0 | 6 | 0 | 5 | 2.0 |
| MORGAN | 1 | 1 | 0 | 1 | 0 | 1 | 1.0 |
| STEPHENS | 2 | 1 | 2 | -1 | 0 | 1 | -0.5 |
| TOTALS | 13 | 21 | 2 | 19 | 2 | 6 | 1.5 |

| PASSING | CMP-ATT-INT | YDS | TD | LONG | SACK |
|---------------|----------------|------------|----------|-----------|----------|
| THOMAS | 19-33-0 | 210 | 6 | 31 | 0 |
| TOTALS | 19-33-0 | 210 | 6 | 31 | 0 |

| RECEIVING | NO. | YDS | TD | LG |
|---------------|-----------|------------|----------|-----------|
| MORGAN | 7 | 72 | 3 | 21 |
| STEPHENS | 4 | 38 | 1 | 15 |
| WILSON | 4 | 37 | 1 | 22 |
| COLLINS | 3 | 52 | 1 | 31 |
| NIXON | 1 | 11 | 0 | 11 |
| TOTALS | 19 | 210 | 6 | 31 |

| ALL RETURNS | NO | YDS | LG | NO | YDS | LG | NO | YDS | LG |
|---------------|----------|----------|----------|----------|-----------|-----------|----------|-----------|-----------|
| WILSON | 0 | 0 | 0 | 3 | 81 | 37 | 0 | 0 | 0 |
| SMITH | 0 | 0 | 0 | 0 | 0 | 1 | 19 | 19 | 0 |
| THOMAS | 0 | 0 | 0 | 0 | 0 | 1 | 0 | 0 | 0 |
| VICTORIAN | 0 | 0 | 0 | 0 | 0 | 1 | 14 | 14 | 14 |
| TOTALS | 0 | 0 | 0 | 3 | 81 | 37 | 3 | 33 | 19 |

| TAMPA BAY STORM | U | A | TT | TFL/YDS | FF | FR-YDS | INT-YDS | BRUP | BLKD | SK/YDS | QBH |
|-----------------|---|---|-----|---------|----|--------|---------|------|------|--------|-----|
| STUBBS | 6 | . | 6.0 | . | . | . | . | 1 | . | . | . |
| COX | 5 | . | 5.0 | . | . | . | . | 1 | . | . | . |
| LINDSEY | 4 | . | 4.0 | . | . | . | . | . | . | . | . |
| GORDON | 3 | . | 3.0 | . | . | . | . | . | . | . | . |
| HARRELL | 3 | . | 3.0 | . | . | . | . | . | . | . | . |
| BOLTUS | 2 | . | 2.0 | . | . | . | . | . | . | . | . |
| TURNER | 1 | 2 | 2.0 | 1.0/2 | . | . | . | . | . | . | . |
| MCCLINTON | 1 | 1 | 1.5 | . | 1 | . | . | . | . | . | 1 |
| PARKER | 1 | . | 1.0 | . | . | . | . | . | . | . | . |
| WASHINGTON | 1 | . | 1.0 | . | . | . | . | . | . | . | 1 |
| MCGLENN | 1 | . | 1.0 | . | . | . | . | . | . | . | . |
| BARNETT | 1 | . | 1.0 | . | . | . | . | . | . | . | . |
| WASHINGTON | 1 | . | 1.0 | . | . | . | . | . | . | . | . |
| DAWKINS | . | 1 | 0.5 | . | . | . | . | . | . | . | . |

FIELD GOAL ATTEMPTS

None

| LA KISS | U | A | TT | TFL/YDS | FF | FR-YDS | INT-YDS | BRUP | BLKD | SK/YDS | QBH |
|-----------|---|---|-----|---------|----|--------|---------|------|------|--------|-------|
| SMITH | 6 | 1 | 6.5 | . | . | . | . | 1-19 | . | . | . |
| OBI | 5 | . | 5.0 | . | . | . | . | . | . | . | . |
| VICTORIAN | 3 | 1 | 3.5 | . | . | . | . | 1-14 | 2 | . | . |
| LEWIS | 3 | . | 3.0 | 1.0/5 | . | 1-0 | . | . | . | . | 1.0/5 |
| STEPHENS | 2 | 2 | 3.0 | . | . | . | . | . | . | . | . |
| THOMAS | 2 | . | 2.0 | . | . | . | . | 1-0 | . | . | . |
| WILSON | 1 | 1 | 1.5 | . | . | . | . | . | . | . | . |
| MOCH | 1 | 1 | 1.5 | . | . | . | . | . | . | . | 1 |
| SUMMERS | 1 | . | 1.0 | . | . | . | . | . | . | . | . |

FIELD GOAL ATTEMPTS

None

TEAM STATS

| TEAM TOTALS | LAK | TAM |
|-------------------------------------|---------|---------|
| FIRST DOWNS | 18 | 15 |
| Rushing | 2 | 3 |
| Passing | 12 | 10 |
| Penalty | 4 | 2 |
| NET YARDS RUSHING | 19 | 30 |
| Rushing Attempts | 13 | 5 |
| Average Per Rush | 1.5 | 6.0 |
| Rushing Touchdowns | 2 | 1 |
| NET YARDS PASSING | 210 | 168 |
| Completions-Attempts-Int | 19-33-0 | 16-29-3 |
| Average Per Attempt | 6.4 | 5.8 |
| Average Per Completion | 11.1 | 10.5 |
| Passing Touchdowns | 6 | 3 |
| TOTAL OFFENSE YARDS | 229 | 198 |
| Total offense plays | 46 | 35 |
| Average Gain Per Play | 5.0 | 5.7 |
| Fumbles: Number-Lost | 2-0 | 2-1 |
| Penalties: Number-Yards | 13-117 | 7-34 |
| KICKOFFS-YARDS | 8-451 | 4-202 |
| Average Yards Per Kickoff | 56.4 | 50.5 |
| Net Yards Per Kickoff | 43.1 | 30.2 |
| Touchbacks | 1 | 0 |
| MFG Returns: Number-Yards-TD | 0-0-0 | 0-0-0 |
| Average Per Return | 0.0 | 0.0 |

| TEAM TOTALS | LAK | TAM |
|---------------------------------------|--------|---------|
| Kickoff returns: Number-Yds-TD | 3-81-0 | 9-104-0 |
| Average Per Return | 27.0 | 11.6 |
| Interceptions: Number-Yds-TD | 3-33-0 | 0-0-0 |
| Fumble Returns: Number-Yds-TD | 0-0-0 | 0-0-0 |
| Miscellaneous Yards | 0 | -4 |
| Possession Time | 36:53 | 23:07 |
| 1st Quarter | 8:27 | 6:33 |
| 2nd Quarter | 9:14 | 5:46 |
| 3rd Quarter | 8:50 | 6:10 |
| 4th Quarter | 10:22 | 4:38 |
| Third-Down Conversions | 5 of 9 | 2 of 4 |
| Fourth-Down Conversions | 2 of 3 | 1 of 3 |
| Red-Zone Scores-Chances | 5-6 | 1-2 |
| Touchdowns | 5-6 | 1-2 |
| Field goals | 0-6 | 0-2 |
| Sacks By: Number-Yards | 1-5 | 0-0 |
| PAT Kicks | 6-8 | 3-4 |
| 2-Point drop-kick PATs | 0-0 | 0-0 |
| Field Goals | 0-0 | 0-0 |
| 4-Point drop kick FGs | 0-0 | 0-0 |
| Touchdowns (Rush-Pass-Return) | 2-6-0 | 1-3-0 |
| Points off turnovers | 27 | 0 |

2016 SEASON IN REVIEW

5 TIME ARENABOWL CHAMPIONS



GAME 12

TAMPA BAY STORM (1-11) AT ORLANDO PREDATORS (11-2)
JUN 24, 2016 • ORLANDO, FL • AMWAY CENTER • ATT: 13,527

PRECHAE RODRIGUEZ STARS IN STORM'S LOSS TO PREDATORS

ORLANDO, FL - The return of Tampa native Prechae Rodriguez proved to be a key asset to the Storm this week, but it wasn't enough to help the team win their rematch against rival Orlando on Friday night.

The Storm (1-11) attempted to earn their second win of the season going into the bye week but fell short, losing to the Predators 56-33.

Another rough start in the first quarter hurt the team the most. A score early in the game followed by an Orlando (11-2) interception gave the Predators a 14-0 lead at the end of the first.

Rodriguez stepped things up in the second quarter starting with a 6-yard touchdown pass from quarterback Jason Boltus. He would follow that with another score off of a 10 yard kickoff return to bring the Storm back into the game.

A 12-yard rush by Orlando quarterback Bernard Morris and a final score by Greg Carr put Orlando back up on top though, with the Preds leading 35-20 at the end of the first half.

The Storm tried hard to come back in the second half, but the Predators finished the game strong scoring three more times to take the win. The team of Morris, Carr and Brandon Thompkins for Orlando were difficult to stop, particularly Morris and his rushing style of play. Morris completed 16-of-29 passes for 131 yards along with five touchdowns and rushed six times for 31 yards and three touchdowns.

The Storm was led by Rodriguez and Kendrick Ings, who both returned to the team this past week. Rodriguez finished the night with 13 catches for 113 yards and three touchdowns along with a 10-yard outside kick return for another score. Ings finished with six kickoff returns for 107 yards and four catches for 31 yards.

Wide receiver T.T. Toliver continues his quest toward becoming the AFL's all-time leader in all-purpose yards with just 14 more to reach the mark.

SCORE BY QUARTERS

| | 1 | 2 | 3 | 4 | SCORE |
|-------------------|----|----|---|----|-------|
| Tampa Bay Storm | 0 | 20 | 0 | 13 | 33 |
| Orlando Predators | 14 | 21 | 7 | 14 | 56 |

SCORING SUMMARY

| | PLAY | SCORE |
|-----|---|---------|
| 1st | 11:13 ORL MORRIS, Bernard 9 yd run (LEWIS, Mark kick) | 0 - 7 |
| | 02:59 ORL THOMPKINS, Brandon 10 yd pass from MORRIS, Bernard (LEWIS, Mark kick) | 0 - 14 |
| 2nd | 14:09 TBS RODRIGUEZ, Prechae 6 yd pass from BOLTUS, Jason (ALVARADO, Delbert kick) | 7 - 14 |
| | 09:51 ORL MORRIS, Bernard 12 yd run (LEWIS, Mark kick) | 7 - 21 |
| | 08:45 TBS RODRIGUEZ, Prechae 10 yd kickoff return (ALVARADO, Delbert kick failed) | 13 - 21 |
| | 07:28 ORL CARR, Greg 8 yd pass from MORRIS, Bernard (LEWIS, Mark kick) | 13 - 28 |
| | 01:29 TBS RODRIGUEZ, Prechae 5 yd pass from BOLTUS, Jason (ALVARADO, Delbert kick) | 20 - 28 |
| | 00:32 ORL CARR, Greg 6 yd pass from MORRIS, Bernard (LEWIS, Mark kick) | 20 - 35 |
| 3rd | 05:48 ORL MORRIS, Bernard 2 yd run (LEWIS, Mark kick) | 20 - 42 |
| 4th | 14:49 ORL CARR, Greg 9 yd pass from MORRIS, Bernard (LEWIS, Mark kick) | 20 - 49 |
| | 10:46 TBS RODRIGUEZ, Prechae 15 yd pass from BOLTUS, Jason (ALVARADO, Delbert kick) | 27 - 49 |
| | 07:24 ORL THOMPKINS, Brandon 2 yd pass from MORRIS, Bernard (LEWIS, Mark kick) | 27 - 56 |
| | 01:00 TBS LACEY, V'Keon 8 yd pass from BOLTUS, Jason (BOLTUS, Jason pass failed) | 33 - 56 |

TAMPA BAY STORM

| RUSHING | NO. | GAIN | LOSS | NET | TD | LG | AVG. |
|---------------|----------|----------|----------|----------|----------|----------|------------|
| BROWN | 1 | 0 | 0 | 0 | 0 | 0 | 0.0 |
| BOLTUS | 1 | 0 | 0 | 0 | 0 | 0 | 0.0 |
| TOTALS | 2 | 0 | 0 | 0 | 0 | 0 | 0.0 |

PASSING

| | CMP-ATT-INT | YDS | TD | LONG | SACK |
|---------------|----------------|------------|----------|-----------|----------|
| BOLTUS | 29-45-3 | 242 | 4 | 22 | 1 |
| TEAM | 0-0-0 | -7 | 0 | 0 | 0 |
| TOTALS | 29-45-3 | 235 | 4 | 22 | 1 |

RECEIVING

| | NO. | YDS | TD | LG |
|---------------|-----------|------------|----------|-----------|
| RODRIGUEZ | 13 | 113 | 3 | 18 |
| TOLIVER | 6 | 56 | 0 | 22 |
| LACEY | 5 | 37 | 1 | 11 |
| INGS | 4 | 31 | 0 | 17 |
| BROWN | 1 | 5 | 0 | 5 |
| TOTALS | 29 | 242 | 4 | 22 |

ALL RETURNS

| | MFG | | | KICKOFFS | | | INTERCEPT | | |
|---------------|----------|----------|----------|----------|------------|-----------|-----------|----------|----------|
| | NO | YDS | LG | NO | YDS | LG | NO | YDS | LG |
| RODRIGUEZ | 0 | 0 | 0 | 1 | 10 | 10 | 0 | 0 | 0 |
| INGS | 0 | 0 | 0 | 6 | 107 | 32 | 0 | 0 | 0 |
| TOTALS | 0 | 0 | 0 | 7 | 117 | 32 | 0 | 0 | 0 |

ORLANDO PREDATORS

| RUSHING | NO. | GAIN | LOSS | NET | TD | LG | AVG. |
|---------------|----------|-----------|----------|-----------|----------|-----------|------------|
| MORRIS | 6 | 31 | 0 | 31 | 3 | 12 | 5.2 |
| MARTINEZ | 2 | 2 | 0 | 2 | 0 | 2 | 1.0 |
| TOTALS | 8 | 33 | 0 | 33 | 3 | 12 | 4.1 |

PASSING

| | CMP-ATT-INT | YDS | TD | LONG | SACK |
|---------------|----------------|------------|----------|-----------|----------|
| MORRIS | 16-23-0 | 131 | 5 | 22 | 0 |
| CARTWRIGHT | 1-2-0 | 8 | 0 | 8 | 1 |
| TEAM | 0-0-0 | -7 | 0 | 0 | 0 |
| TOTALS | 17-25-0 | 132 | 5 | 22 | 1 |

RECEIVING

| | NO. | YDS | TD | LG |
|---------------|-----------|------------|----------|-----------|
| THOMPKINS | 7 | 54 | 2 | 22 |
| CARR | 5 | 43 | 3 | 11 |
| BROWNING | 3 | 19 | 0 | 9 |
| CHANCELLOR | 1 | 12 | 0 | 12 |
| MCCRAY | 1 | 11 | 0 | 11 |
| TOTALS | 17 | 139 | 5 | 22 |

ALL RETURNS

| | MFG | | | KICKOFFS | | | INTERCEPT | | |
|---------------|----------|----------|----------|----------|-----------|-----------|-----------|-----------|-----------|
| | NO | YDS | LG | NO | YDS | LG | NO | YDS | LG |
| THOMPKINS | 0 | 0 | 0 | 3 | 43 | 19 | 0 | 0 | 0 |
| CHANCELLOR | 0 | 0 | 0 | 1 | 0 | 0 | 0 | 0 | 0 |
| COOK | 0 | 0 | 0 | 0 | 0 | 0 | 1 | 0 | 0 |
| FANCE | 0 | 0 | 0 | 1 | 0 | 0 | 0 | 0 | 0 |
| MOORE | 0 | 0 | 0 | 0 | 0 | 0 | 1 | 0 | 0 |
| STEPHENS | 0 | 0 | 0 | 0 | 0 | 0 | 1 | 24 | 24 |
| TOTALS | 0 | 0 | 0 | 5 | 43 | 19 | 3 | 24 | 24 |

| TAMPA BAY STORM | U | A | TT | TFL/YDS | FF | FR-YDS | INT-YDS | BRUP | BLKD | SK/YDS | QBH |
|-----------------|---|---|-----|---------|----|--------|---------|------|------|--------|-----|
| ADDISON | 3 | 2 | 4.0 | | | | | | | | |
| STUBBS | 3 | 2 | 4.0 | | | | | 1 | | | |
| HARRELL | 3 | | 3.0 | | | | | | | | |
| COX | 2 | | 2.0 | | | | | | | | |
| GREGORY | 2 | | 2.0 | | | | | | | | |
| GORDON | 1 | 1 | 1.5 | | | | | | | | |
| MCCLINTON | 1 | 1 | 1.5 | | | | | | | | |
| DAWKINS | 1 | | 1.0 | 1.0/7 | 1 | | | | | 1.0/7 | |
| LACEY | 1 | | 1.0 | | | | | | | | |
| BIBBS | 1 | | 1.0 | | | | | | | | |
| TURNER | | 2 | 1.0 | | | | | | | | |
| WASHINGTON | | | | | | | | | | | 1 |
| LINDSEY | | | | | | 1-0 | | | | | |

FIELD GOAL ATTEMPTS

None

| ORLANDO PREDATORS | U | A | TT | TFL/YDS | FF | FR-YDS | INT-YDS | BRUP | BLKD | SK/YDS | QBH |
|-------------------|---|---|-----|---------|----|--------|---------|------|------|--------|-----|
| STEPHENS | 8 | | 8.0 | | | | 1-24 | 1 | | | |
| COOK | 8 | | 8.0 | | | | 1-0 | 1 | | | |
| SONIE | 5 | 1 | 5.5 | | | | | 1 | | | |
| MOORE | 2 | 2 | 3.0 | | | | 1-0 | | | | |
| MCGINNIS | 2 | | 2.0 | 1.0/7 | | | | | | 1.0/7 | |
| CHANCELLOR | 1 | 2 | 2.0 | | | | | | | | |
| HARRELL | 1 | | 1.0 | | | | | 1 | | | |
| LEWIS | 1 | | 1.0 | | | | | | | | |
| FANCE | 1 | | 1.0 | | | | | | | | |
| MCCRAY | 1 | | 1.0 | | | | | | | | |
| THOMPKINS | | 1 | 0.5 | | | | | | | | |
| CARR | | 1 | 0.5 | | | | | | | | |
| BROWNING | | 1 | 0.5 | | | | | | | | |

FIELD GOAL ATTEMPTS

None

TEAM STATS

TEAM TOTALS

| | TAM | ORL |
|-------------------------------------|---------|---------|
| FIRST DOWNS | 17 | 18 |
| Rushing | 0 | 3 |
| Passing | 15 | 10 |
| Penalty | 2 | 5 |
| NET YARDS RUSHING | 0 | 33 |
| Rushing Attempts | 2 | 8 |
| Average Per Rush | 0.0 | 4.1 |
| Rushing Touchdowns | 0 | 3 |
| NET YARDS PASSING | 235 | 132 |
| Completions-Attempts-Int | 29-45-3 | 17-25-0 |
| Average Per Attempt | 5.2 | 5.3 |
| Average Per Completion | 8.1 | 7.8 |
| Passing Touchdowns | 4 | 5 |
| TOTAL OFFENSE YARDS | 235 | 165 |
| Total offense plays | 48 | 34 |
| Average Gain Per Play | 4.9 | 4.9 |
| Fumbles: Number-Lost | 0-0 | 1-1 |
| Penalties: Number-Yards | 13-110 | 4-25 |
| KICKOFFS-YARDS | 5-189 | 9-465 |
| Average Yards Per Kickoff | 37.8 | 51.7 |
| Net Yards Per Kickoff | 29.2 | 37.6 |
| Touchbacks | 0 | 2 |
| MFG Returns: Number-Yards-TD | 0-0-0 | 0-0-0 |
| Average Per Return | 0.0 | 0.0 |

TEAM TOTALS

| | TAM | ORL |
|---------------------------------------|---------|--------|
| Kickoff returns: Number-Yds-TD | 7-117-1 | 5-43-0 |
| Average Per Return | 16.7 | 8.6 |
| Interceptions: Number-Yds-TD | 0-0-0 | 3-24-0 |
| Fumble Returns: Number-Yds-TD | 0-0-0 | 0-0-0 |
| Miscellaneous Yards | 0 | 0 |
| Possession Time | 33:23 | 26:37 |
| 1st Quarter | 6:45 | 8:15 |
| 2nd Quarter | 7:57 | 7:03 |
| 3rd Quarter | 8:09 | 6:51 |
| 4th Quarter | 10:32 | 4:28 |
| Third-Down Conversions | 2 of 7 | 3 of 5 |
| Fourth-Down Conversions | 2 of 5 | 2 of 2 |
| Red-Zone Scores-Chances | 3-4 | 6-6 |
| Touchdowns | 3-4 | 6-6 |
| Field goals | 0-4 | 0-6 |
| Sacks By: Number-Yards | 1-7 | 1-7 |
| PAT Kicks | 3-4 | 8-8 |
| 2-Point drop-kick PATs | 0-0 | 0-0 |
| Field Goals | 0-0 | 0-0 |
| 4-Point drop kick FGs | 0-0 | 0-0 |
| Touchdowns (Rush-Pass-Return) | 0-4-1 | 3-5-0 |
| Points off turnovers | 6 | 14 |

2016 SEASON IN REVIEW

5 TIME ARENABOWL CHAMPIONS



GAME 13

TAMPA BAY STORM (1-12) AT L.A. KISS (6-7)

JUL 11, 2016 • ANAHEIM, CA • HONDA CENTER • ATT: 6,249

STORM START STRONG, BUT CAN'T FINISH IN LOSS TO LA KISS

ANAHEIM, CA - The last time the Tampa Bay Storm took on the Los Angeles Kiss, they failed to start, allowing the KISS to take a 34-point lead in the first half.

While the Storm came out strong on Monday night in their rematch at Honda Center in Anaheim, with the game tied 14-14 at halftime, it wasn't enough to finish the game. The Storm (1-12) was outscored by 27 points in the second half, losing 48-21.

The KISS (6-7) scored first with an 11-yard touchdown by wide receiver Donovan Morgan after the Storm failed to score in their first drive of the game. The KISS led 7-0 going into the second quarter.

Storm quarterback Jason Boltus started the second quarter with a touchdown pass to wide receiver T.T. Toliver to tie it. After another score by the KISS, the Storm's recently-acquired John Brown also contributed with a 2-yard touchdown run to tie it at the half.

The difference in this game, however, was the second half performance.

The KISS came out strong both offensively and defensively, switching some things up on their offensive plays and forcing the Storm to turn the ball over three times in a row from the start of the half.

KISS fullback Rory Nixon scored a 3-yard rushing touchdown to take the lead again for good, 21-14. After turning the ball over on downs, the Storm then let another 9-yard touchdown pass from Stanley to D.J. Stephens, falling behind and ending the third at 27-14.

The Storm continued to struggle, turning the ball over two more times in the fourth quarter. The last score for the Storm would be a 7-yard rush by Adam Kennedy with less than four minutes left.

On a positive note, Toliver became the all-time leader in all-purpose yards for the Arena Football League. A 16-yard pass from Boltus with 8:29 left in the first quarter put Toliver at 21,056 total all-purpose yards, surpassing AFL Hall-of-Famer Barry Wagner with 21,042 yards.

SCORE BY QUARTERS

| | 1 | 2 | 3 | 4 | SCORE |
|-----------------|---|----|----|----|-------|
| Tampa Bay Storm | 0 | 14 | 0 | 7 | 21 |
| LA KISS | 7 | 7 | 13 | 21 | 48 |

SCORING SUMMARY

| | PLAY | SCORE |
|-----|--|---------|
| 1st | 01:32 LAK MORGAN, Donovan 11 yd pass from STANLEY, Nathan (GOULD, Chris kick) | 0 - 7 |
| 2nd | 11:16 TBS TOLIVER, T.T. 7 yd pass from BOLTUS, Jason (ALVARADO, Delbert kick) | 7 - 7 |
| | 05:49 LAK NIXON, Rory 2 yd run (GOULD, Chris kick) | 7 - 14 |
| | 03:08 TBS BROWN, John 2 yd run (ALVARADO, Delbert kick) | 14 - 14 |
| 3rd | 08:39 LAK NIXON, Rory 3 yd run (GOULD, Chris kick) | 14 - 21 |
| | 03:16 LAK STEPHENS, DJ 9 yd pass from STANLEY, Nathan (GOULD, Chris kick failed) | 14 - 27 |
| 4th | 11:59 LAK MORGAN, Donovan 29 yd pass from STANLEY, Nathan (GOULD, Chris kick) | 14 - 34 |
| | 04:22 LAK STEPHENS, DJ 32 yd pass from STANLEY, Nathan (GOULD, Chris kick) | 14 - 41 |
| | 01:02 TBS KENNEDY, Adam 7 yd run (ALVARADO, Delbert kick) | 21 - 41 |
| | 00:24 LAK STEPHENS, DJ 29 yd pass from THOMAS, Pete (GOULD, Chris kick) | 21 - 48 |

TAMPA BAY STORM

| RUSHING | NO. | GAIN | LOSS | NET | TD | LG | AVG. |
|---------------|----------|-----------|----------|-----------|----------|----------|------------|
| KENNEDY | 1 | 7 | 0 | 7 | 1 | 7 | 7.0 |
| BOLTUS | 2 | 4 | 0 | 4 | 0 | 2 | 2.0 |
| BROWN | 1 | 2 | 0 | 2 | 1 | 2 | 2.0 |
| TOTALS | 4 | 13 | 0 | 13 | 2 | 7 | 3.2 |

PASSING

| | CMP-ATT-INT | YDS | TD | LONG | SACK |
|---------------|----------------|------------|----------|-----------|----------|
| BOLTUS | 18-38-0 | 178 | 1 | 28 | 1 |
| KENNEDY | 3-3-0 | 38 | 0 | 22 | 0 |
| TEAM | 0-0-0 | -3 | 0 | 0 | 0 |
| TOTALS | 21-41-0 | 213 | 1 | 28 | 1 |

RECEIVING

| | NO. | YDS | TD | LG |
|---------------|-----------|------------|----------|-----------|
| TOLIVER | 10 | 116 | 1 | 28 |
| RODRIGUEZ | 5 | 52 | 0 | 19 |
| INGS | 5 | 45 | 0 | 22 |
| BROWN | 1 | 3 | 0 | 3 |
| TOTALS | 21 | 216 | 1 | 28 |

ALL RETURNS

| | ----MFG---- | | | ---KICKOFFS--- | | | ----INTERCEPT---- | | |
|---------------|-------------|----------|----------|----------------|-----------|-----------|-------------------|----------|----------|
| | NO | YDS | LG | NO | YDS | LG | NO | YDS | LG |
| INGS | 0 | 0 | 0 | 4 | 88 | 25 | 0 | 0 | 0 |
| TOTALS | 0 | 0 | 0 | 4 | 88 | 25 | 0 | 0 | 0 |

L.A. KISS

| RUSHING | NO. | GAIN | LOSS | NET | TD | LG | AVG. |
|---------------|----------|-----------|----------|-----------|----------|-----------|------------|
| STEPHENS | 1 | 15 | 0 | 15 | 0 | 15 | 15.0 |
| NIXON | 4 | 13 | 0 | 13 | 2 | 7 | 3.2 |
| TOTALS | 5 | 28 | 0 | 28 | 2 | 15 | 5.6 |

PASSING

| | CMP-ATT-INT | YDS | TD | LONG | SACK |
|---------------|----------------|------------|----------|-----------|----------|
| STANLEY | 17-32-0 | 186 | 4 | 32 | 0 |
| THOMAS | 3-4-0 | 47 | 1 | 29 | 0 |
| TOTALS | 20-36-0 | 233 | 5 | 32 | 0 |

RECEIVING

| | NO. | YDS | TD | LG |
|---------------|-----------|------------|----------|-----------|
| STEPHENS | 8 | 112 | 3 | 32 |
| WILLIAMS | 5 | 54 | 0 | 22 |
| MORGAN | 4 | 57 | 2 | 29 |
| NIXON | 2 | 6 | 0 | 7 |
| MADISON | 1 | 4 | 0 | 4 |
| TOTALS | 20 | 233 | 5 | 32 |

ALL RETURNS

| | ----MFG---- | | | ---KICKOFFS--- | | | ----INTERCEPT---- | | |
|---------------|-------------|----------|----------|----------------|-----------|-----------|-------------------|----------|----------|
| | NO | YDS | LG | NO | YDS | LG | NO | YDS | LG |
| MORGAN | 0 | 0 | 0 | 1 | 3 | 3 | 0 | 0 | 0 |
| WILSON | 0 | 0 | 0 | 3 | 59 | 26 | 0 | 0 | 0 |
| TOTALS | 0 | 0 | 0 | 4 | 62 | 26 | 0 | 0 | 0 |

| TAMPA BAY STORM | U | A | TT | TFL/YDS | FF | FR-YDS | INT-YDS | BRUP | BLKD | SK/YDS | QBH |
|-----------------|---|---|-----|---------|----|--------|---------|------|------|--------|-----|
| STUBBS | 5 | . | 5.0 | . | . | . | . | 1 | . | . | . |
| COX | 4 | . | 4.0 | . | . | . | . | . | . | . | . |
| HARRELL | 3 | 1 | 3.5 | . | . | . | . | . | . | . | . |
| ADDISON | 2 | 1 | 2.5 | . | . | . | . | . | . | . | . |
| DAWKINS | 2 | . | 2.0 | . | . | . | . | . | . | . | . |
| RODRIGUEZ | 1 | . | 1.0 | . | . | . | . | . | . | . | . |
| MCGLENN | 1 | . | 1.0 | . | . | . | . | . | . | . | . |
| TEAM | 1 | . | 1.0 | . | . | . | . | . | . | . | . |
| MCCLINTON | 1 | . | 1.0 | . | . | . | . | . | . | . | . |
| GORDON | 1 | . | 1.0 | 1.0/1 | . | . | . | . | . | . | . |

FIELD GOAL ATTEMPTS

None

| LA KISS | U | A | TT | TFL/YDS | FF | FR-YDS | INT-YDS | BRUP | BLKD | SK/YDS | QBH |
|-----------|---|---|-----|---------|----|--------|---------|------|------|--------|-----|
| VICTORIAN | 9 | 1 | 9.5 | . | . | . | . | . | . | . | . |
| SMITH | 4 | 1 | 4.5 | . | . | . | . | 1 | . | . | . |
| BLACK | 3 | 2 | 4.0 | . | . | . | . | 1 | . | . | . |
| OBI | 3 | . | 3.0 | . | . | . | . | 1 | . | . | . |
| SUMMERS | 1 | 1 | 1.5 | . | . | . | . | . | . | . | . |
| BENTHIN | 1 | 1 | 1.5 | . | . | . | . | . | . | . | . |
| WILSON | 1 | . | 1.0 | . | . | . | . | . | . | . | . |
| LEWIS | 1 | . | 1.0 | 1.0/3 | . | . | . | . | . | 1.0/3 | . |
| GOULD | 1 | . | 1.0 | . | . | . | . | . | . | . | . |

FIELD GOAL ATTEMPTS

None

TEAM STATS

| TEAM TOTALS | TAM | LAK |
|-------------------------------------|---------|---------|
| FIRST DOWNS | 14 | 16 |
| Rushing | 3 | 3 |
| Passing | 10 | 12 |
| Penalty | 1 | 1 |
| NET YARDS RUSHING | 13 | 28 |
| Rushing Attempts | 4 | 5 |
| Average Per Rush | 3.2 | 5.6 |
| Rushing Touchdowns | 2 | 2 |
| NET YARDS PASSING | 213 | 233 |
| Completions-Attempts-Int | 21-41-0 | 20-36-0 |
| Average Per Attempt | 5.2 | 6.5 |
| Average Per Completion | 10.1 | 11.6 |
| Passing Touchdowns | 1 | 5 |
| TOTAL OFFENSE YARDS | 226 | 261 |
| Total offense plays | 46 | 41 |
| Average Gain Per Play | 4.9 | 6.4 |
| Fumbles: Number-Lost | 0-0 | 0-0 |
| Penalties: Number-Yards | 10-55 | 6-43 |
| KICKOFFS-YARDS | 4-212 | 7-381 |
| Average Yards Per Kickoff | 53.0 | 54.4 |
| Net Yards Per Kickoff | 37.5 | 39.7 |
| Touchbacks | 0 | 3 |
| MFG Returns: Number-Yards-TD | 0-0-0 | 0-0-0 |
| Average Per Return | 0.0 | 0.0 |

| TEAM TOTALS | TAM | LAK |
|---------------------------------------|--------|--------|
| Kickoff returns: Number-Yds-TD | 4-88-0 | 4-62-0 |
| Average Per Return | 22.0 | 15.5 |
| Interceptions: Number-Yds-TD | 0-0-0 | 0-0-0 |
| Fumble Returns: Number-Yds-TD | 0-0-0 | 0-0-0 |
| Miscellaneous Yards | 0 | 0 |
| Possession Time | 30:36 | 29:24 |
| 1st Quarter | 10:00 | 5:00 |
| 2nd Quarter | 7:48 | 7:12 |
| 3rd Quarter | 5:20 | 9:40 |
| 4th Quarter | 7:28 | 7:32 |
| Third-Down Conversions | 3 of 9 | 5 of 8 |
| Fourth-Down Conversions | 2 of 6 | 2 of 3 |
| Red-Zone Scores-Chances | 3-4 | 3-3 |
| Touchdowns | 3-4 | 3-3 |
| Field goals | 0-4 | 0-3 |
| Sacks By: Number-Yards | 0-0 | 1-3 |
| PAT Kicks | 3-3 | 6-7 |
| 2-Point drop-kick PATs | 0-0 | 0-0 |
| Field Goals | 0-0 | 0-0 |
| 4-Point drop kick FGs | 0-0 | 0-0 |
| Touchdowns (Rush-Pass-Return) | 2-1-0 | 2-5-0 |
| Points off turnovers | 0 | 0 |

2016 SEASON IN REVIEW

5 TIME ARENABOWL CHAMPIONS



GAME 14

PHILADELPHIA SOUL (12-3) AT TAMPA BAY STORM (1-13)
JUL 16, 2016 • TAMPA, FL • AMALIE ARENA • ATT: 8,406

STORM SEE POSITIVES IN CLOSE DEFEAT TO PHILADELPHIA

TAMPA, FL - The fire the Storm has been waiting to see again came out in Saturday's game against the Philadelphia Soul. But it wasn't quite enough to seal the deal as failing to minimize the little mistakes led to a 56-51 loss at Amalie Arena.

Philadelphia (12-2) was first to score in the first quarter after the Storm (1-13) turned the ball over in its first drive. It wasn't long after, however, that receiver Prechae Rodriguez caught an 8-yard touchdown pass from quarterback Jason Boltus to tie the game.

A hard hit to Boltus in the final minute of the first forced him to miss the remainder of the game. Backup Adam Kennedy stepped in Boltus' place and had a career game, throwing for 241 yards and five touchdowns.

The Soul outscored the Storm 21-12 in the second quarter. A touchdown for the Soul, followed by a Ryan McDaniel inside kick recovery, allowed them to jump ahead by two scores. The Storm didn't go away quietly, though, as Kendrick Ings and Rodriguez both added touchdowns to make it 28-19 at the half.

Impressive defense by Cameron McGlenn and an interception by Cortez Stubbs stopped the Soul offense from scoring at the start of the third.

Storm receiver T.T. Toliver soon scored off of a 6-yard touchdown pass from Kennedy to bring his team within three. Ings, and his lightning speed, finished the quarter by adding two more scores to give Tampa Bay a 37-35 lead going into the fourth quarter.

But it wouldn't last.

An interception by Philadelphia's Dawyne Hollis allowed the Soul to take the lead for good in the fourth, scoring on all their drives in the final quarter of the game.

Kennedy ended the night completing 17-of-26 pass attempts. He also added 22 yards on the ground. Ings caught one pass for a 40-yard score and returned a kickoff 57 yards for another TD.

Toliver led the team with a game-high of 12 catches for 152 yards and three touchdowns. Philadelphia was led by quarterback Dan Raudabaugh, who passed for six touchdowns and 238 yards on 21-of-34 passing.

While the Storm didn't quite get the job done, coach Lawrence Samuelis said he saw several positives.

SCORE BY QUARTERS

| | 1 | 2 | 3 | 4 | SCORE |
|-------------------|---|----|----|----|-------|
| Philadelphia Soul | 7 | 21 | 7 | 21 | 56 |
| Tampa Bay Storm | 7 | 12 | 18 | 14 | 51 |

SCORING SUMMARY

| | TIME | TEAM | DESCRIPTION | SCORE |
|-----|-------|------|---|---------|
| 1st | 10:14 | PHI | KAULEINAMOKU, Shaun 30 yd pass from RAUDABAUGH, Dan (FREVERT, Tommy kick) | 7 - 0 |
| | 08:18 | TBS | RODRIGUEZ, Prechae 8 yd pass from BOLTUS, Jason (ALVARADO, Delbert kick) | 7 - 7 |
| 2nd | 11:04 | PHI | REYNOLDS, Darius 9 yd pass from RAUDABAUGH, Dan (FREVERT, Tommy kick) | 14 - 7 |
| | 06:12 | PHI | KAULEINAMOKU, Shaun 8 yd pass from RAUDABAUGH, Dan (FREVERT, Tommy kick) | 21 - 7 |
| | 04:50 | TBS | INGS, Kendrick 40 yd pass from KENNEDY, Adam (ALVARADO, Delbert kick blocked) | 21 - 13 |
| | 04:08 | PHI | DUVALT, Chris 21 yd pass from RAUDABAUGH, Dan (FREVERT, Tommy kick) | 28 - 13 |
| | 02:02 | TBS | RODRIGUEZ, Prechae 45 yd pass from KENNEDY, Adam (ALVARADO, D kick failed) | 28 - 19 |
| 3rd | 07:40 | TBS | TOLIVER, T.T. 6 yd pass from KENNEDY, Adam (ALVARADO, Delbert kick blocked) | 28 - 25 |
| | 05:25 | PHI | REYNOLDS, Darius 6 yd pass from RAUDABAUGH, Dan (FREVERT, Tommy kick) | 35 - 25 |
| | 04:34 | TBS | INGS, Kendrick 57 yd kickoff return (KENNEDY, Adam pass failed) | 35 - 31 |
| | 00:02 | TBS | INGS, Kendrick 4 yd run (KENNEDY, Adam pass intcpt) | 35 - 37 |
| 4th | 13:33 | PHI | REYNOLDS, Darius 11 yd pass from RAUDABAUGH, Dan (FREVERT, Tommy kick) | 42 - 37 |
| | 10:04 | PHI | HOLLIS, Dwayne 35 yd interception return (FREVERT, Tommy kick) | 49 - 37 |
| | 03:27 | TBS | TOLIVER, T.T. 4 yd pass from KENNEDY, Adam (ALVARADO, Delbert kick) | 49 - 44 |
| | 02:38 | PHI | REYNOLDS, Darius 10 yd kickoff return (FREVERT, Tommy kick) | 56 - 44 |
| | 00:51 | TBS | TOLIVER, T.T. 24 yd pass from KENNEDY, Adam (ALVARADO, Delbert kick) | 56 - 51 |

TAMPA BAY STORM

| RUSHING | NO. | GAIN | LOSS | NET | TD | LG | AVG. |
|---------------|----------|-----------|----------|-----------|----------|-----------|------------|
| KENNEDY | 4 | 22 | 0 | 22 | 0 | 13 | 5.5 |
| BOLTUS | 1 | 6 | 0 | 6 | 0 | 6 | 6.0 |
| INGS | 1 | 4 | 0 | 4 | 1 | 4 | 4.0 |
| BROWN | 1 | 3 | 0 | 3 | 0 | 3 | 3.0 |
| TOTALS | 7 | 35 | 0 | 35 | 1 | 13 | 5.0 |

PASSING

| | CMP-ATT-INT | YDS | TD | LONG | SACK |
|---------------|----------------|------------|----------|-----------|----------|
| KENNEDY | 17-26-1 | 241 | 5 | 45 | 3 |
| BOLTUS | 7-11-0 | 92 | 1 | 32 | 1 |
| TEAM | 0-0-0 | -27 | 0 | 0 | 0 |
| TOTALS | 24-37-1 | 306 | 6 | 45 | 4 |

RECEIVING

| | NO. | YDS | TD | LG |
|---------------|-----------|------------|----------|-----------|
| TOLIVER | 12 | 152 | 3 | 32 |
| RODRIGUEZ | 8 | 119 | 2 | 45 |
| LACEY | 2 | 7 | 0 | 5 |
| INGS | 1 | 40 | 1 | 40 |
| PARKER | 1 | 15 | 0 | 15 |
| TOTALS | 24 | 333 | 6 | 45 |

ALL RETURNS

| | [----MFG----] | | | [---KICKOFFS---] | | | [---INTERCEPT---] | | |
|---------------|---------------|----------|----------|------------------|------------|-----------|-------------------|-----------|-----------|
| | NO | YDS | LG | NO | YDS | LG | NO | YDS | LG |
| INGS | 0 | 0 | 0 | 5 | 136 | 57 | 0 | 0 | 0 |
| HARRELL | 0 | 0 | 0 | 0 | 0 | 0 | 1 | 20 | 20 |
| TOTALS | 0 | 0 | 0 | 5 | 136 | 57 | 1 | 20 | 20 |

PHILADELPHIA SOUL

| RUSHING | NO. | GAIN | LOSS | NET | TD | LG | AVG. |
|---------------|----------|-----------|----------|-----------|----------|-----------|------------|
| RICHARDSON | 7 | 22 | 1 | 21 | 0 | 11 | 3.0 |
| TOTALS | 7 | 22 | 1 | 21 | 0 | 11 | 3.0 |

PASSING

| | CMP-ATT-INT | YDS | TD | LONG | SACK |
|---------------|----------------|------------|----------|-----------|----------|
| RAUDABAUGH | 21-34-1 | 238 | 6 | 30 | 0 |
| TOTALS | 21-34-1 | 238 | 6 | 30 | 0 |

RECEIVING

| | NO. | YDS | TD | LG |
|---------------|-----------|------------|----------|-----------|
| DUVALT | 6 | 88 | 1 | 21 |
| KAULEINAMOKU | 6 | 68 | 2 | 30 |
| REYNOLDS | 5 | 50 | 3 | 16 |
| MCDANIEL | 4 | 32 | 0 | 15 |
| TOTALS | 21 | 238 | 6 | 30 |

ALL RETURNS

| | [----MFG----] | | | [---KICKOFFS---] | | | [---INTERCEPT---] | | |
|---------------|---------------|----------|----------|------------------|-----------|-----------|-------------------|-----------|-----------|
| | NO | YDS | LG | NO | YDS | LG | NO | YDS | LG |
| DUVALT | 0 | 0 | 0 | 3 | 58 | 26 | 0 | 0 | 0 |
| REYNOLDS | 0 | 0 | 0 | 2 | 9 | 10 | 0 | 0 | 0 |
| HOLLIS | 0 | 0 | 0 | 0 | 0 | 0 | 1 | 35 | 35 |
| TOTALS | 0 | 0 | 0 | 5 | 67 | 26 | 1 | 35 | 35 |

| TAMPA BAY STORM | U | A | TT | TFL/YDS | FF | FR-YDS | INT-YDS | BRUP | BLKD | SK/YDS | QBH |
|-----------------|---|---|-----|---------|----|--------|---------|------|------|--------|-----|
| STUBBS | 6 | 2 | 7.0 | | | | | | | | |
| ADDISON | 6 | 1 | 6.5 | 1.5/5 | 1 | | | | | | 1 |
| MCGLENN | 3 | | 3.0 | | | | 1-0 | | | | |
| GORDON | 1 | 3 | 2.5 | 1.5/4 | | | | | | | |
| COX | 2 | | 2.0 | | | | | | | | |
| INGS | 2 | | 2.0 | | | | | | | | |
| DAWKINS | 1 | 1 | 1.5 | 1.0/2 | | | | | | | 1 |
| ALVARADO | 1 | | 1.0 | | | | | | | | |
| MCCLINTON | | 1 | 0.5 | | | | | | 2 | | |
| HARRELL | | | | | | | 1-0 | | | | |

FIELD GOAL ATTEMPTS

None

| PHILADELPHIA SOUL | U | A | TT | TFL/YDS | FF | FR-YDS | INT-YDS | BRUP | BLKD | SK/YDS | QBH |
|-------------------|---|---|-----|---------|----|--------|---------|------|------|--------|-----|
| GOOSBY | 7 | 2 | 8.0 | | | | | | | | |
| HOLLIS | 5 | 3 | 6.5 | | | | 1-35 | | | | |
| BELTON | 6 | | 6.0 | | | | | 1 | | | |
| METZ | 3 | 1 | 3.5 | 2.0/12 | | | | | | 2.0/12 | |
| JENNINGS | 3 | | 3.0 | 1.0/7 | | | | | 1 | 1.0/7 | |
| ROMAIN | 2 | | 2.0 | | | | | 1 | | | |
| CLEBERT | 2 | | 2.0 | 1.0/8 | | | | | 1 | 1.0/8 | 1 |
| RAUDABAUGH | 1 | | 1.0 | | | | | | | | |
| REYNOLDS | 1 | | 1.0 | | | | | | | | |
| RICHARDSON | 1 | | 1.0 | | | | | | | | |
| LAWRENCE | | | | | | | | | | | 1 |

FIELD GOAL ATTEMPTS

LACAYO 4th 00:00 23 yards Blocked

TEAM STATS

| TEAM TOTALS | POR | TAM |
|-------------------------------------|---------|---------|
| FIRST DOWNS | 19 | 18 |
| Rushing | 4 | 3 |
| Passing | 9 | 14 |
| Penalty | 6 | 1 |
| NET YARDS RUSHING | 24 | 42 |
| Rushing Attempts | 12 | 11 |
| Average Per Rush | 2.0 | 3.8 |
| Rushing Touchdowns | 3 | 1 |
| NET YARDS PASSING | 192 | 177 |
| Completions-Attempts-Int | 16-23-1 | 19-34-1 |
| Average Per Attempt | 8.3 | 5.2 |
| Average Per Completion | 12.0 | 9.3 |
| Passing Touchdowns | 3 | 5 |
| TOTAL OFFENSE YARDS | 216 | 219 |
| Total offense plays | 35 | 46 |
| Average Gain Per Play | 6.2 | 4.8 |
| Fumbles: Number-Lost | 1-1 | 0-0 |
| Penalties: Number-Yards | 1-10 | 12-65 |
| KICKOFFS-YARDS | 6-330 | 7-377 |
| Average Yards Per Kickoff | 55.0 | 53.9 |
| Net Yards Per Kickoff | 41.5 | 41.1 |
| Touchbacks | 2 | 0 |
| MFG Returns: Number-Yards-TD | 0-0-0 | 0-0-0 |
| Average Per Return | 0.0 | 0.0 |

| TEAM TOTALS | POR | TAM |
|---------------------------------------|--------|--------|
| Kickoff returns: Number-Yds-TD | 5-89-0 | 5-77-0 |
| Average Per Return | 17.8 | 15.4 |
| Interceptions: Number-Yds-TD | 1-0-0 | 1-0-0 |
| Fumble Returns: Number-Yds-TD | 0-0-0 | 0-0-0 |
| Miscellaneous Yards | 0 | 7 |
| Possession Time | 25:22 | 33:59 |
| 1st Quarter | 2:32 | 12:28 |
| 2nd Quarter | 8:05 | 6:55 |
| 3rd Quarter | 8:07 | 6:53 |
| 4th Quarter | 6:38 | 7:43 |
| Third-Down Conversions | 2 of 5 | 3 of 7 |
| Fourth-Down Conversions | 1 of 2 | 1 of 3 |
| Red-Zone Scores-Chances | 4-6 | 4-4 |
| Touchdowns | 4-6 | 4-4 |
| Field goals | 0-6 | 0-4 |
| Sacks By: Number-Yards | 1-6 | 0-0 |
| PAT Kicks | 4-6 | 5-5 |
| 2-Point drop-kick PATs | 0-0 | 0-0 |
| Field Goals | 0-1 | 0-0 |
| 4-Point drop kick FGs | 0-0 | 0-0 |
| Touchdowns (Rush-Pass-Return) | 3-3-0 | 1-5-0 |
| Points off turnovers | 0 | 7 |

2016 SEASON IN REVIEW

5 TIME ARENABOWL CHAMPIONS



GAME 15

PORTLAND STEEL (2-13) AT TAMPA BAY STORM (2-13)

JUL 23, 2016 • TAMPA, FL • AMALIE ARENA • ATT: 8,958

JAMES MCCLINTON'S LATE HEROICS SECURES A NEEDED STORM VICTORY

TAMPA, FL - Tampa Bay defensive lineman James McClinton had already made one impact play on special teams in the Storm's final home game of the season against Portland, blocking an extra point on the Steel's first drive of the game to keep the Storm in front by a point.

His second major special teams play, however, may have just been the biggest play of the season for Tampa Bay.

Portland, trailing 41-40, set up for a potential game-winning field goal with three seconds remaining. McClinton, though, got a heavy push up the middle at the snap and stuck his hand up to deflect the 25-yard attempt from Ernesto Lacey, setting off a raucous celebration among the 8,958 in attendance at Amalie Arena and preserve a one-point 41-40 victory for the Storm.

Tampa Bay (2-13) never trailed in the game, but Portland rallied in the fourth quarter and appeared to be in position to steal a victory in the closing seconds. After a Storm turnover with 4:06 to go, the Steel (2-13) simultaneously milked the clock and moved the ball toward the goal line. Rather than try to punch the ball into the end zone, Portland opted to set up for the field goal, allowing the Steel to take all but three seconds off the clock.

As Lacey lined up his potential game-winner, Storm head coach Lawrence Samuelson stood on the sideline, his eyes closed.

In losing 12 of their first 13 games, the Storm followed a familiar pattern: stay close early, fall behind through a series of second-quarter miscues and play catch up the rest of the game. Against Portland, the Storm learned what it felt like to play with a lead the whole game, scoring 21-straight points in the second quarter to take control.

After Portland answered Tampa Bay's opening-drive touchdown with one of its own - a missed extra point kept the score 7-6 in favor of Tampa Bay - the Storm drove down the field and pushed their lead to eight points after quarterback Adam Kennedy, playing for an injured Jason Boltus, found Prechae Rodriguez in the end zone from 10 yards away.

On the ensuing kickoff, Nick Addison stripped Portland returner Shaine Boyle, and James Harrell

recovered at the Steel 16-yard line for the Storm. Two plays later, Kendrick Ings took a handoff around the left end at the four, weaving his way through a wall of blockers and falling into the end zone to make it 21-6 Storm.

Portland was unable to advance the ball out of the shadow of its own end zone the next time it had the ball, turning the ball over on downs and giving it to the Storm again in prime position at the four. After a Jimmy Gordon rush gained a yard, Kennedy spotted a wide-open T.T. Toliver along the side wall in the end zone and lobbed a pass to the 39-year-old AFL veteran to put the Storm up 28-6.

Portland started its comeback on the final play of the first half when quarterback Shane Austin snuck into the end zone from a yard out to cut the deficit to 28-13. The Steel got the ball to open the second half and wasted little time, scoring on a Rashaad Carter three-yard run over the left side to make it 28-19 (extra point was missed).

The two teams traded scores, Tampa Bay pushing the lead to 35-19 when Kennedy found an unguarded Toliver on a fourth down play from six yards away and the Steel coming right back with an Austin to Nick Truesdell scoring connection.

That combination combined again for a 23-yard touchdown to get the Steel within two points early in the fourth quarter.

Tampa Bay countered, Kennedy hitting Lacey for a critical 21-yard touchdown pass with 8:05 to go to extend the lead, the score set up by a recovered outside kick by Addison at the Steel 13. The lead remained eight, however, as the snap on the extra point was bobbled.

Portland continued to fight, Truesdell scoring for the third-consecutive drive, taking a short out route, cutting back into the field and fighting through a trio of tacklers to break into the open and race 45 yards for a score. Portland opted to kick the extra point and still trailed by a point.

The Storm had a chance to close out the victory on offense, but Kennedy was picked off by Matt Pierce with a little more than four minutes to go, setting up the dramatic finish.

SCORE BY QUARTERS

| | 1 | 2 | 3 | 4 | SCORE |
|-----------------|---|----|----|----|-------|
| Portland Steel | 6 | 7 | 13 | 14 | 40 |
| Tampa Bay Storm | 7 | 21 | 7 | 6 | 41 |

SCORING SUMMARY

| | PLAY | SCORE |
|-----|---|---------|
| 1st | 10:32 TBS LACEY, V'Keon 9 yd pass from KENNEDY, Adam (ALVARADO, Delbert kick) | 0 - 7 |
| | 08:41 PDX KELLY, Bryson 4 yd run (LACAYO, Ernesto kick block) | 6 - 7 |
| 2nd | 14:56 TBS RODRIGUEZ, Prechae 10 yd pass from KENNEDY, Adam (ALVARADO, D kick) | 6 - 14 |
| | 12:15 TBS INGS, Kendrick 4 yd run (ALVARADO, Delbert kick) | 6 - 21 |
| | 07:45 TBS TOLIVER, T.T. 3 yd pass from KENNEDY, Adam (ALVARADO, Delbert kick) | 6 - 28 |
| | 00:03 PDX AUSTIN, Shane 1 yd run (LACAYO, Ernesto kick) | 13 - 28 |
| 3rd | 12:44 PDX CARTER, Rashaad 3 yd run (LACAYO, Ernesto kick failed) | 19 - 28 |
| | 05:47 TBS TOLIVER, T.T. 6 yd pass from KENNEDY, Adam (ALVARADO, Delbert kick) | 19 - 35 |
| | 00:00 PDX TRUESDELL, Nick 5 yd pass from AUSTIN, Shane (LACAYO, Ernesto kick) | 26 - 35 |
| 4th | 11:27 PDX TRUESDELL, Nick 23 yd pass from AUSTIN, Shane (LACAYO, Ernesto kick) | 33 - 35 |
| | 08:05 TBS LACEY, V'Keon 21 yd pass from KENNEDY, Adam (ALVARADO, D rush failed) | 33 - 41 |
| | 06:32 PDX TRUESDELL, Nick 45 yd pass from AUSTIN, Shane (LACAYO, Ernesto kick) | 40 - 41 |

TAMPA BAY STORM

| RUSHING | NO. | GAIN | LOSS | NET | TD | LG | AVG. |
|---------------|-----------|-----------|----------|-----------|----------|-----------|------------|
| KENNEDY | 6 | 27 | 1 | 26 | 0 | 10 | 4.3 |
| INGS | 3 | 11 | 0 | 11 | 1 | 5 | 3.7 |
| BROWN | 1 | 4 | 0 | 4 | 0 | 4 | 4.0 |
| GORDON | 1 | 1 | 0 | 1 | 0 | 1 | 1.0 |
| TOTALS | 11 | 43 | 1 | 42 | 1 | 10 | 3.8 |

PASSING

| | CMP | ATT | INT | YDS | TD | LONG | SACK |
|---------------|-----------|-----------|----------|------------|----------|-----------|----------|
| KENNEDY | 19 | 34 | 1 | 183 | 5 | 21 | 1 |
| TEAM | 0 | 0 | 0 | -6 | 0 | 0 | 0 |
| TOTALS | 19 | 34 | 1 | 177 | 5 | 21 | 1 |

RECEIVING

| | NO. | YDS | TD | LG |
|---------------|-----------|------------|----------|-----------|
| INGS | 5 | 60 | 0 | 19 |
| TOLIVER | 5 | 38 | 2 | 14 |
| RODRIGUEZ | 5 | 29 | 1 | 10 |
| LACEY | 3 | 43 | 2 | 21 |
| PARKER | 1 | 13 | 0 | 13 |
| TOTALS | 19 | 183 | 5 | 21 |

| ALL RETURNS | ----MFG---- | | | ---KICKOFFS--- | | | ---INTERCEPT--- | | |
|---------------|-------------|----------|----------|----------------|-----------|-----------|-----------------|----------|----------|
| | NO | YDS | LG | NO | YDS | LG | NO | YDS | LG |
| INGS | 0 | 0 | 0 | 4 | 77 | 30 | 0 | 0 | 0 |
| LACEY | 0 | 0 | 0 | 1 | 0 | 0 | 0 | 0 | 0 |
| MCGLENN | 0 | 0 | 0 | 0 | 0 | 0 | 1 | 0 | 0 |
| TOTALS | 0 | 0 | 0 | 5 | 77 | 30 | 1 | 0 | 0 |

PORTLAND STEEL

| RUSHING | NO. | GAIN | LOSS | NET | TD | LG | AVG. |
|---------------|-----------|-----------|----------|-----------|----------|-----------|------------|
| PERRY | 1 | 10 | 0 | 10 | 0 | 10 | 10.0 |
| KELLY | 2 | 9 | 0 | 9 | 1 | 5 | 4.5 |
| CARTER | 1 | 3 | 0 | 3 | 1 | 3 | 3.0 |
| TRUESDELL | 2 | 3 | 0 | 3 | 0 | 3 | 1.5 |
| MYERS | 3 | 3 | 2 | 1 | 0 | 2 | 0.3 |
| AUSTIN | 3 | 2 | 4 | -2 | 1 | 1 | -0.7 |
| TOTALS | 12 | 30 | 6 | 24 | 3 | 10 | 2.0 |

PASSING

| | CMP | ATT | INT | YDS | TD | LONG | SACK |
|---------------|-----------|-----------|----------|------------|----------|-----------|----------|
| AUSTIN | 16 | 23 | 1 | 192 | 3 | 45 | 0 |
| TOTALS | 16 | 23 | 1 | 192 | 3 | 45 | 0 |

RECEIVING

| | NO. | YDS | TD | LG |
|---------------|-----------|------------|----------|-----------|
| GILSON | 7 | 108 | 0 | 43 |
| TRUESDELL | 4 | 78 | 3 | 45 |
| PERRY | 3 | 11 | 0 | 8 |
| GALLINGTON | 1 | -2 | 0 | 0 |
| AUSTIN | 1 | -3 | 0 | 0 |
| TOTALS | 16 | 192 | 3 | 45 |

| ALL RETURNS | ----MFG---- | | | ---KICKOFFS--- | | | ---INTERCEPT--- | | |
|---------------|-------------|----------|----------|----------------|-----------|-----------|-----------------|----------|----------|
| | NO | YDS | LG | NO | YDS | LG | NO | YDS | LG |
| BOYLE | 0 | 0 | 0 | 5 | 89 | 43 | 0 | 0 | 0 |
| PIERCE | 0 | 0 | 0 | 0 | 0 | 0 | 1 | 0 | 0 |
| TOTALS | 0 | 0 | 0 | 5 | 89 | 43 | 1 | 0 | 0 |

| TAMPA BAY STORM | U | A | TT | TFL/YDS | FF | FR-YDS | INT-YDS | BRUP | BLKD | SK/YDS | QBH |
|-----------------|---|---|-----|---------|-----|--------|---------|------|------|--------|-----|
| STUBBS | 6 | 2 | 7.0 | . | . | . | . | . | . | . | . |
| ADDISON | 6 | 1 | 6.5 | 1.5/5 | 1 | . | . | . | 1 | . | . |
| MCGLENN | 3 | . | 3.0 | . | . | 1-0 | . | . | . | . | . |
| GORDON | 1 | 3 | 2.5 | 1.5/4 | . | . | . | . | . | . | . |
| COX | 2 | . | 2.0 | . | . | . | . | . | . | . | . |
| INGS | 2 | . | 2.0 | . | . | . | . | . | . | . | . |
| DAWKINS | 1 | 1 | 1.5 | 1.0/2 | . | . | . | . | 1 | . | . |
| ALVARADO | 1 | . | 1.0 | . | . | . | . | . | . | . | . |
| MCCLINTON | . | 1 | 0.5 | . | . | . | 2 | . | . | . | . |
| HARRELL | . | . | . | . | 1-0 | . | . | . | . | . | . |

FIELD GOAL ATTEMPTS

None

| PORTLAND STEEL | U | A | TT | TFL/YDS | FF | FR-YDS | INT-YDS | BRUP | BLKD | SK/YDS | QBH |
|----------------|---|---|-----|---------|----|--------|---------|------|------|--------|-----|
| PIERCE | 7 | 2 | 8.0 | . | . | . | 1-0 | 5 | . | . | . |
| OBI | 3 | 3 | 4.5 | 1.5/4 | . | . | . | . | . | 0.5/3 | 1 |
| BOYLE | 4 | . | 4.0 | . | . | . | . | . | . | . | . |
| DAVIS | 3 | 2 | 4.0 | . | . | . | . | . | . | . | 2 |
| GILLIAM | 3 | . | 3.0 | . | . | . | . | . | . | . | . |
| WISE | 1 | 2 | 2.0 | . | . | . | . | . | . | . | . |
| PEILA | 1 | 2 | 2.0 | . | . | . | . | . | . | . | . |
| GILSON | 1 | 1 | 1.5 | . | . | . | . | . | . | . | . |
| SESAY | 1 | . | 1.0 | . | . | . | . | . | . | . | . |
| LACAYO | 1 | . | 1.0 | . | . | . | . | . | . | . | . |
| KELLY | . | 1 | 0.5 | . | . | . | . | . | . | . | . |
| HAYES | . | 1 | 0.5 | 0.5/3 | . | . | . | . | . | 0.5/3 | 1 |

FIELD GOAL ATTEMPTS

None

TEAM STATS

| TEAM TOTALS | PHI | TAM | TEAM TOTALS | PHI | TAM |
|-------------------------------------|---------|---------|---------------------------------------|--------|---------|
| FIRST DOWNS | 19 | 19 | Kickoff returns: Number-Yds-TD | 5-67-1 | 5-136-1 |
| Rushing | 1 | 3 | Average Per Return | 13.4 | 27.2 |
| Passing | 15 | 15 | Interceptions: Number-Yds-TD | 1-35-1 | 1-20-0 |
| Penalty | 3 | 1 | Fumble Returns: Number-Yds-TD | 0-0-0 | 1-3-0 |
| NET YARDS RUSHING | 21 | 35 | Miscellaneous Yards | 0 | 0 |
| Rushing Attempts | 7 | 7 | Possession Time | 29:09 | 30:51 |
| Average Per Rush | 3.0 | 5.0 | 1st Quarter | 5:15 | 9:45 |
| Rushing Touchdowns | 0 | 1 | 2nd Quarter | 10:38 | 4:22 |
| NET YARDS PASSING | 238 | 306 | 3rd Quarter | 9:08 | 5:52 |
| Completions-Attempts-Int | 21-34-1 | 24-37-1 | 4th Quarter | 4:08 | 10:52 |
| Average Per Attempt | 7.0 | 8.3 | Third-Down Conversions | 3 of 5 | 2 of 6 |
| Average Per Completion | 11.3 | 12.8 | Fourth-Down Conversions | 0 of 2 | 1 of 4 |
| Passing Touchdowns | 6 | 6 | Red-Zone Scores-Chances | 3-5 | 4-5 |
| TOTAL OFFENSE YARDS | 259 | 341 | Touchdowns | 3-5 | 4-5 |
| Total offense plays | 41 | 48 | Field goals | 0-5 | 0-5 |
| Average Gain Per Play | 6.3 | 7.1 | Sacks By: Number-Yards | 4-27 | 0-0 |
| Fumbles: Number-Lost | 1-1 | 0-0 | PAT Kicks | 8-8 | 3-6 |
| Penalties: Number-Yards | 4-30 | 10-67 | 2-Point drop-kick PATs | 0-0 | 0-0 |
| KICKOFFS-YARDS | 8-451 | 6-254 | Field Goals | 0-0 | 0-0 |
| Average Yards Per Kickoff | 56.4 | 42.3 | 4-Point drop kick FGs | 0-0 | 0-0 |
| Net Yards Per Kickoff | 38.6 | 31.2 | Touchdowns (Rush-Pass-Return) | 0-6-2 | 1-6-1 |
| Touchbacks | 3 | 0 | Points off turnovers | 7 | 0 |
| MFG Returns: Number-Yards-TD | 0-0-0 | 0-0-0 | | | |
| Average Per Return | 0.0 | 0.0 | | | |

2016 SEASON IN REVIEW

5 TIME ARENABOWL CHAMPIONS



GAME 16

TAMPA BAY STORM (2-14) AT JACKSONVILLE SHARKS (7-9)
JUL 30, 2016 • JACKSONVILLE, FL • SEA BEST FIELD • ATT: 10,324

STORM DROPS REGULAR SEASON FINALE TO THE SHARKS, 54-35

TAMPA, FL - The Tampa Bay Storm (2-14, 0-8) were defeated by the Jacksonville Sharks (7-9, 5-3) by a score of 54-35 in front of 10,324 fans at Jacksonville Veterans Memorial Arena.

The Storm were led by quarterback Jason Boltus, who completed 17-of-36 passes for 231 yards and four touchdowns. His top target of the night was Prechae Rodriguez who caught six passes 43 yards and a touchdown.

The Storm started out fast with Toliver scoring on two consecutive drives. Storm defensive back Nick Addison would tack on an additional

touchdown on a 17-yard fumble return after forcing a fumble on special teams. The Storm's lead would be short-lived as the Jacksonville defense would tighten up.

The Sharks were led by a defense that forced six turnovers on downs, holding the Storm scoreless on three consecutive drives. The Sharks defensive line sacked Boltus four times. Sharks defensive back Keon Lyn led the team with 10.0 total tackles.

| SCORE BY QUARTERS | 1 | 2 | 3 | 4 | SCORE |
|---------------------|----|----|----|----|-------|
| Tampa Bay Storm | 21 | 0 | 7 | 7 | 35 |
| Jacksonville Sharks | 13 | 14 | 14 | 13 | 54 |

| SCORING SUMMARY | PLAY | SCORE |
|-----------------|--|---------|
| 1st | 11:55 JAX JACKSON, Roger 20 yd pass from GRADY, Tommy (WOLFE, Lindsey kick failed) | 0 - 6 |
| | 05:34 TBS TOLIVER, T.T. 23 yd pass from BOLTUS, Jason (ALVARADO, Delbert kick) | 7 - 6 |
| | 03:16 JAX HILLS, Joe 27 yd pass from GRADY, Tommy (WOLFE, Lindsey kick) | 7 - 13 |
| | 01:48 TBS TOLIVER, T.T. 36 yd pass from BOLTUS, Jason (ALVARADO, Delbert kick) | 14 - 13 |
| | 00:35 TBS ADDISON, Nick 17 yd fumble recovery (ALVARADO, Delbert kick) | 21 - 13 |
| 2nd | 13:10 JAX HILLS, Joe 21 yd pass from GRADY, Tommy (WOLFE, Lindsey kick) | 21 - 20 |
| | 04:04 JAX HILLS, Joe 1 yd pass from GRADY, Tommy (WOLFE, Lindsey kick) | 21 - 27 |
| 3rd | 05:48 JAX JONES, Tiger 10 yd pass from GRADY, Tommy (WOLFE, Lindsey kick) | 21 - 34 |
| | 03:36 TBS INGS, Kendrick 41 yd pass from BOLTUS, Jason (ALVARADO, Delbert kick) | 28 - 34 |
| | 01:16 JAX JACKSON, Roger 11 yd pass from GRADY, Tommy (WOLFE, Lindsey kick) | 28 - 41 |
| 4th | 09:32 JAX HILLS, Joe 12 yd pass from GRADY, Tommy (WOLFE, Lindsey kick failed) | 28 - 47 |
| | 06:21 TBS RODRIGUEZ, Prechae 6 yd pass from BOLTUS, Jason (ALVARADO, Delbert kick) | 35 - 47 |
| | 03:58 JAX JONES, Tiger 11 yd pass from GRADY, Tommy (WOLFE, Lindsey kick) | 35 - 54 |

| TAMPA BAY STORM | NO. | GAIN | LOSS | NET | TD | LG | AVG. |
|-----------------|----------|----------|----------|-----------|----------|----------|-------------|
| BROWN | 1 | 5 | 0 | 5 | 0 | 5 | 5.0 |
| BOLTUS | 4 | 3 | 4 | -1 | 0 | 2 | -0.2 |
| TOLIVER | 1 | 0 | 5 | -5 | 0 | 0 | -5.0 |
| TOTALS | 6 | 8 | 9 | -1 | 0 | 5 | -0.2 |

| PASSING | CMP-ATT-INT | YDS | TD | LONG | SACK |
|---------------|----------------|------------|----------|-----------|----------|
| BOLTUS | 17-36-0 | 231 | 4 | 41 | 3 |
| TEAM | 0-0-0 | -8 | 0 | 0 | 0 |
| TOTALS | 17-36-0 | 223 | 4 | 41 | 3 |

| RECEIVING | NO. | YDS | TD | LG |
|---------------|-----------|------------|----------|-----------|
| RODRIGUEZ | 6 | 43 | 1 | 11 |
| INGS | 5 | 67 | 1 | 41 |
| TOLIVER | 4 | 84 | 2 | 36 |
| BARNETT | 2 | 37 | 0 | 26 |
| TOTALS | 17 | 231 | 4 | 41 |

| ALL RETURNS | ----MFG---- | | | ---KICKOFFS--- | | | ---INTERCEPT--- | | |
|---------------|-------------|----------|----------|----------------|------------|-----------|-----------------|----------|----------|
| | NO | YDS | LG | NO | YDS | LG | NO | YDS | LG |
| INGS | 0 | 0 | 0 | 9 | 174 | 42 | 0 | 0 | 0 |
| TOTALS | 0 | 0 | 0 | 9 | 174 | 42 | 0 | 0 | 0 |

| JACKSONVILLE SHARKS | NO. | GAIN | LOSS | NET | TD | LG | AVG. |
|---------------------|----------|-----------|----------|-----------|----------|-----------|------------|
| ROSS | 6 | 16 | 6 | 10 | 0 | 10 | 1.7 |
| JONES | 1 | 0 | 0 | 0 | 0 | 0 | 0.0 |
| TOTALS | 7 | 16 | 6 | 10 | 0 | 10 | 1.4 |

| PASSING | CMP-ATT-INT | YDS | TD | LONG | SACK |
|---------------|----------------|------------|----------|-----------|----------|
| GRADY | 21-34-0 | 254 | 8 | 33 | 0 |
| TOTALS | 21-34-0 | 254 | 8 | 33 | 0 |

| RECEIVING | NO. | YDS | TD | LG |
|---------------|-----------|------------|----------|-----------|
| HILLS | 7 | 92 | 4 | 27 |
| JONES | 6 | 88 | 2 | 33 |
| JACKSON | 6 | 71 | 2 | 20 |
| ROSS | 2 | 3 | 0 | 3 |
| TOTALS | 21 | 254 | 8 | 33 |

| ALL RETURNS | ----MFG---- | | | ---KICKOFFS--- | | | ---INTERCEPT--- | | |
|---------------|-------------|----------|----------|----------------|-----------|-----------|-----------------|----------|----------|
| | NO | YDS | LG | NO | YDS | LG | NO | YDS | LG |
| HILLS | 0 | 0 | 0 | 1 | 3 | 3 | 0 | 0 | 0 |
| JACKSON | 0 | 0 | 0 | 1 | 10 | 10 | 0 | 0 | 0 |
| HYLAND | 0 | 0 | 0 | 2 | 44 | 31 | 0 | 0 | 0 |
| TOTALS | 0 | 0 | 0 | 4 | 57 | 31 | 0 | 0 | 0 |

| TAMPA BAY STORM | U | A | TT | TFL/YDS | FF | FR-YDS | INT-YDS | BRUP | BLKD | SK/YDS | QBH |
|-----------------|---|---|-----|---------|----|--------|---------|------|------|--------|-----|
| STUBBS | 4 | 4 | 6.0 | . | . | . | . | 1 | . | . | . |
| COX | 3 | 3 | 4.5 | . | . | . | . | . | . | . | . |
| MCGLENN | 3 | 2 | 4.0 | . | . | . | . | 1 | . | . | . |
| DAWKINS | 1 | 3 | 2.5 | 1.5/5 | . | . | . | . | . | . | . |
| ADDISON | 1 | 3 | 2.5 | . | 1 | 1-17 | . | . | . | . | . |
| WASHINGTON | . | 3 | 1.5 | 0.5/3 | . | . | . | . | . | . | . |
| MCCLINTON | . | 2 | 1.0 | . | . | . | . | . | . | . | . |
| GORDON | . | 1 | 0.5 | . | . | . | . | . | . | . | . |
| TURNER | . | 1 | 0.5 | . | . | . | . | . | . | . | . |

FIELD GOAL ATTEMPTS

None

| JACKSONVILLE SHARKS | U | A | TT | TFL/YDS | FF | FR-YDS | INT-YDS | BRUP | BLKD | SK/YDS | QBH |
|---------------------|---|---|-----|---------|----|--------|---------|------|------|--------|-----|
| REID | 4 | 5 | 6.5 | 0.5/3 | . | . | . | 1 | . | . | . |
| LYN | 3 | 7 | 6.5 | 0.5/2 | . | . | . | 2 | . | . | . |
| JACKSON | 2 | 1 | 2.5 | 2.0/2 | 1 | . | . | . | . | 1.0/1 | . |
| JACKSON | 1 | 3 | 2.5 | . | . | . | . | . | . | . | . |
| JACKSON | 1 | 3 | 2.5 | . | . | . | . | . | . | . | . |
| HYLAND | 1 | 2 | 2.0 | . | . | . | . | 1 | . | . | . |
| BOWERS | 1 | 2 | 2.0 | 1.0/3 | 1 | . | . | . | . | 0.5/1 | . |
| ROBUSTELLI | 1 | 2 | 2.0 | . | . | . | . | . | . | . | . |
| MOFFETT | . | 3 | 1.5 | 1.0/5 | 1 | . | . | . | . | 0.5/3 | . |
| BRACKETT | . | 2 | 1.0 | . | . | . | . | . | . | . | . |
| JACKSON | . | 1 | 0.5 | . | . | . | . | . | . | . | . |
| LEWIS | . | 1 | 0.5 | 0.5/3 | . | . | . | . | . | 0.5/3 | . |
| MILLER | . | 1 | 0.5 | 0.5/0 | . | . | . | . | . | 0.5/0 | 1 |
| DILLON | . | 1 | 0.5 | . | . | . | . | . | . | . | . |

FIELD GOAL ATTEMPTS

None

TEAM STATS

| TEAM TOTALS | TAM | JAX |
|-------------------------------------|---------|---------|
| FIRST DOWNS | 12 | 19 |
| Rushing | 0 | 2 |
| Passing | 11 | 14 |
| Penalty | 1 | 3 |
| NET YARDS RUSHING | -1 | 10 |
| Rushing Attempts | 6 | 7 |
| Average Per Rush | -0.2 | 1.4 |
| Rushing Touchdowns | 0 | 0 |
| NET YARDS PASSING | 223 | 254 |
| Completions-Attempts-Int | 17-36-0 | 21-34-0 |
| Average Per Attempt | 6.2 | 7.5 |
| Average Per Completion | 13.1 | 12.1 |
| Passing Touchdowns | 4 | 8 |
| TOTAL OFFENSE YARDS | 222 | 264 |
| Total offense plays | 45 | 41 |
| Average Gain Per Play | 4.9 | 6.4 |
| Fumbles: Number-Lost | 4-0 | 1-1 |
| Penalties: Number-Yards | 7-45 | 6-57 |
| KICKOFFS-YARDS | 6-285 | 9-510 |
| Average Yards Per Kickoff | 47.5 | 56.7 |
| Net Yards Per Kickoff | 36.3 | 37.3 |
| Touchbacks | 2 | 0 |
| MFG Returns: Number-Yards-TD | 0-0-0 | 0-0-0 |
| Average Per Return | 0.0 | 0.0 |

| TEAM TOTALS | TAM | JAX |
|---------------------------------------|---------|--------|
| Kickoff returns: Number-Yds-TD | 9-174-0 | 4-57-0 |
| Average Per Return | 19.3 | 14.2 |
| Interceptions: Number-Yds-TD | 0-0-0 | 0-0-0 |
| Fumble Returns: Number-Yds-TD | 1-17-1 | 0-0-0 |
| Miscellaneous Yards | 0 | -2 |
| Possession Time | 29:46 | 30:14 |
| 1st Quarter | -7:4 | 22:04 |
| 2nd Quarter | 7:18 | 7:42 |
| 3rd Quarter | 20:09 | -5:9 |
| 4th Quarter | 9:23 | 5:37 |
| Third-Down Conversions | 6 of 11 | 4 of 8 |
| Fourth-Down Conversions | 0 of 5 | 3 of 3 |
| Red-Zone Scores-Chances | 1-3 | 2-2 |
| Touchdowns | 1-3 | 2-2 |
| Field goals | 0-3 | 0-2 |
| Sacks By: Number-Yards | 0-0 | 3-8 |
| PAT Kicks | 5-5 | 6-8 |
| 2-Point drop-kick PATs | 0-0 | 0-0 |
| Field Goals | 0-0 | 0-0 |
| 4-Point drop kick FGs | 0-0 | 0-0 |
| Touchdowns (Rush-Pass-Return) | 0-4-1 | 0-8-0 |
| Points off turnovers | 7 | 0 |

2016 SEASON IN REVIEW

5 TIME ARENABOWL CHAMPIONS



PLAYOFF GAME 01

TAMPA BAY STORM (2-15) AT PHILADELPHIA SOUL (14-3)
AUG 7, 2016 • ALLENTOWN, PA • PPL CENTER • ATT: 5,540

STORM FALLS IN FIRST ROUND OF AFL POSTSEASON, LOSES TO PHILADELPHIA 63-41

ALLENTOWN, PA - The Tampa Bay Storm (2-15, 0-1) were defeated by the Philadelphia Soul (14-3, 1-0) by a score of 63-41 in front of 5,540 fans at the PPL Center on Sunday evening.

The Storm was led by quarterback Jason Boltus, who completed 13-of-33 passes for 199 yards and five touchdowns. His top receiver was Kendrick Ings, who caught six passes for 115 yards and two touchdowns.

The Storm defense by its backfield with Cortez Stubbs leading the way. Stubbs finished the night with 3.0 tackles and a 15-yard interception

return for a touchdown. Spoto H.S. (Riverview, FL) product Nick Addison also had an interception return for eight yards. Storm defensive lineman Everett Dawkins had the team's lone sack of the night.

The Soul was led by quarterback Dan Raudabaugh who finished the night completing 22-of-33 passes passes for 224 yards and eight touchdowns. Receiver Darius Reynolds was his top target, catching seven passes for 98 yards and three touchdowns.

| SCORE BY QUARTERS | 1 | 2 | 3 | 4 | SCORE |
|-------------------|----|----|----|----|-------|
| Tampa Bay Storm | 7 | 7 | 14 | 13 | 41 |
| Philadelphia Soul | 14 | 14 | 14 | 21 | 63 |

| SCORING SUMMARY | PLAY | SCORE |
|-----------------|--|---------|
| 1st | 09:21 PHI RICHARDSON, Jer 1 yd run (FREVERT, Tommy kick) | 0 - 7 |
| | 05:23 PHI REYNOLDS, Dariu 5 yd pass from RAUDABAUGH, Dan (FREVERT, Tommy kick) | 0 - 14 |
| | 00:06 TBS TOLLIVER, TT 10 yd pass from BOLTUS, Jason (ALVARADO, Delbe kick) | 7 - 14 |
| 2nd | 13:24 TBS STUBBS, Cortez 15 yd interception return (ALVARADO, Delbe kick) | 14 - 14 |
| | 10:43 PHI OUTLAW, Lonnie 3 yd pass from RAUDABAUGH, Dan (FREVERT, Tommy kick) | 14 - 21 |
| | 05:44 PHI REYNOLDS, Dariu 8 yd pass from RAUDABAUGH, Dan (FREVERT, Tommy kick) | 14 - 28 |
| 3rd | 10:49 PHI KAULEINAMOKU, S 23 yd pass from RAUDABAUGH, Dan (FREVERT, Tommy kick) | 14 - 35 |
| | 06:33 TBS TOLLIVER, TT 24 yd pass from BOLTUS, Jason (ALVARADO, Delbe kick) | 21 - 35 |
| | 03:52 PHI REYNOLDS, Dariu 30 yd pass from RAUDABAUGH, Dan (FREVERT, Tommy kick) | 21 - 42 |
| | 02:30 TBS INGS, Kendrick 38 yd pass from BOLTUS, Jason (ALVARADO, Delbe kick) | 28 - 42 |
| 4th | 14:55 PHI KAULEINAMOKU, S 19 yd pass from RAUDABAUGH, Dan (FREVERT, Tommy kick) | 28 - 49 |
| | 12:49 TBS INGS, Kendrick 47 yd pass from BOLTUS, Jason (ALVARADO, Delbe kick failed) | 34 - 49 |
| | 05:47 PHI KAULEINAMOKU, S 5 yd pass from RAUDABAUGH, Dan (FREVERT, Tommy kick) | 34 - 56 |
| | 01:45 TBS RODRIGUEZ, Prec 25 yd pass from BOLTUS, Jason (ALVARADO, Delbe kick) | 41 - 56 |
| | 00:46 PHI OUTLAW, Lonnie 8 yd pass from RAUDABAUGH, Dan (FREVERT, Tommy kick) | 41 - 63 |

| TAMPA BAY STORM | NO. | GAIN | LOSS | NET | TD | LG | AVG. |
|-----------------|----------|-----------|----------|-----------|----------|----------|------------|
| RUSHING | | | | | | | |
| BOLTUS | 2 | 9 | 0 | 9 | 0 | 6 | 4.5 |
| INGS | 1 | 7 | 0 | 7 | 0 | 7 | 7.0 |
| SMITH | 1 | 3 | 0 | 3 | 0 | 3 | 3.0 |
| BROWN | 1 | 2 | 0 | 2 | 0 | 2 | 2.0 |
| TOTALS | 5 | 21 | 0 | 21 | 0 | 7 | 4.2 |

| PASSING | CMP-ATT-INT | YDS | TD | LONG | SACK |
|---------------|----------------|------------|----------|-----------|----------|
| BOLTUS | 15-35-1 | 220 | 5 | 47 | 2 |
| TEAM | 0-0-0 | -8 | 0 | 0 | 0 |
| TOTALS | 15-35-1 | 212 | 5 | 47 | 2 |

| RECEIVING | NO. | YDS | TD | LG |
|---------------|-----------|------------|----------|-----------|
| INGS | 6 | 115 | 2 | 47 |
| RODRIGUEZ | 4 | 36 | 1 | 25 |
| TOLLIVER | 3 | 51 | 2 | 24 |
| BARNETT | 2 | 18 | 0 | 11 |
| TOTALS | 15 | 220 | 5 | 47 |

| ALL RETURNS | [----MFG-----] | | | [---KICKOFFS---] | | | [---INTERCEPT--- | | |
|---------------|----------------|-----------|-----------|------------------|------------|-----------|------------------|-----------|-----------|
| | NO | YDS | LG | NO | YDS | LG | NO | YDS | LG |
| INGS | 1 | 11 | 11 | 8 | 101 | 20 | 0 | 0 | 0 |
| STUBBS | 0 | 0 | 0 | 0 | 0 | 1 | 15 | 15 | 0 |
| ADDISON | 0 | 0 | 0 | 0 | 0 | 1 | 8 | 8 | 0 |
| TOTALS | 1 | 11 | 11 | 8 | 101 | 20 | 2 | 23 | 15 |

| PHILADELPHIA SOUL | NO. | GAIN | LOSS | NET | TD | LG | AVG. |
|-------------------|-----------|-----------|----------|-----------|----------|----------|------------|
| RUSHING | | | | | | | |
| RICHARDSON | 10 | 28 | 0 | 28 | 1 | 7 | 2.8 |
| TOTALS | 10 | 28 | 0 | 28 | 1 | 7 | 2.8 |

| PASSING | CMP-ATT-INT | YDS | TD | LONG | SACK |
|---------------|----------------|------------|----------|-----------|----------|
| RAUDABAUGH | 22-33-2 | 224 | 8 | 30 | 1 |
| TEAM | 0-0-0 | -5 | 0 | 0 | 0 |
| TOTALS | 22-33-2 | 219 | 8 | 30 | 1 |

| RECEIVING | NO. | YDS | TD | LG |
|---------------|-----------|------------|----------|-----------|
| REYNOLDS | 7 | 98 | 3 | 30 |
| KAULEINAMOKU | 7 | 77 | 3 | 23 |
| DUVALT | 6 | 38 | 0 | 11 |
| OUTLAW | 2 | 11 | 2 | 8 |
| TOTALS | 22 | 224 | 8 | 30 |

| ALL RETURNS | [----MFG-----] | | | [---KICKOFFS---] | | | [---INTERCEPT--- | | |
|---------------|----------------|----------|----------|------------------|-----------|-----------|------------------|----------|----------|
| | NO | YDS | LG | NO | YDS | LG | NO | YDS | LG |
| REYNOLDS | 0 | 0 | 0 | 1 | 4 | 4 | 0 | 0 | 0 |
| DUVALT | 0 | 0 | 0 | 1 | 9 | 9 | 0 | 0 | 0 |
| HOLLIS | 0 | 0 | 0 | 0 | 0 | 0 | 1 | 0 | 0 |
| STEVENSON | 0 | 0 | 0 | 2 | 37 | 22 | 0 | 0 | 0 |
| TOTALS | 0 | 0 | 0 | 4 | 50 | 22 | 1 | 0 | 0 |

| TAMPA BAY STORM | U | A | TT | TFL/YDS | FF | FR-YDS | INT-YDS | BRUP | BLKD | SK/YDS | QBH |
|-----------------|---|---|-----|---------|----|--------|---------|------|------|--------|-----|
| McGLENN | 8 | . | 8.0 | . | . | . | . | . | . | 1.0/5 | . |
| DAWKINS | 5 | . | 5.0 | 1.0/5 | . | . | . | . | . | . | . |
| STUBBS | 3 | . | 3.0 | . | . | . | 1-15 | 1 | . | . | . |
| HARRELL | 3 | . | 3.0 | . | . | . | . | . | . | . | . |
| GORDON | 3 | . | 3.0 | . | . | . | . | . | . | . | . |
| INGS | 2 | . | 2.0 | . | . | . | . | . | . | . | . |
| COX | 1 | . | 1.0 | . | . | . | . | . | . | . | . |
| MCCLINTON | 1 | . | 1.0 | . | . | . | . | . | . | . | . |
| TURNER | 1 | . | 1.0 | . | . | . | . | . | . | . | . |
| ADDISON | 1 | . | 1.0 | . | . | . | 1-8 | . | . | . | . |

FIELD GOAL ATTEMPTS

None

| PHILADELPHIA SOUL | U | A | TT | TFL/YDS | FF | FR-YDS | INT-YDS | BRUP | BLKD | SK/YDS | QBH |
|-------------------|---|---|-----|---------|----|--------|---------|------|------|--------|-----|
| BELTON | 7 | . | 7.0 | . | . | . | . | . | . | . | . |
| ROMAIN | 4 | . | 4.0 | . | . | . | . | 2 | . | . | . |
| GOOSBY | 3 | . | 3.0 | . | . | . | . | . | . | . | . |
| HOLLIS | 2 | . | 2.0 | . | . | . | 1-0 | . | . | . | . |
| REYNOLDS | 2 | . | 2.0 | . | . | . | . | . | . | . | . |
| BELL | 2 | . | 2.0 | 1.0/6 | 2 | . | . | . | . | 1.0/6 | . |
| DUVALT | 1 | . | 1.0 | . | . | . | . | . | . | . | . |
| METZ | 1 | . | 1.0 | . | . | . | . | 1 | . | . | . |
| OUTLAW | 1 | . | 1.0 | . | . | . | . | . | . | . | . |
| COLLIS | 1 | . | 1.0 | . | . | . | . | . | . | . | . |
| LAWRENCE | 1 | . | 1.0 | 1.0/2 | . | . | . | 1 | . | 1.0/2 | . |
| CLEBERT | . | . | . | . | . | 1-0 | . | . | . | . | . |

FIELD GOAL ATTEMPTS

None

TEAM STATS

| TEAM TOTALS | TAM | PHI |
|-------------------------------------|---------|---------|
| FIRST DOWNS | 11 | 19 |
| Rushing | 1 | 1 |
| Passing | 9 | 15 |
| Penalty | 1 | 3 |
| NET YARDS RUSHING | 21 | 28 |
| Rushing Attempts | 5 | 10 |
| Average Per Rush | 4.2 | 2.8 |
| Rushing Touchdowns | 0 | 1 |
| NET YARDS PASSING | 212 | 219 |
| Completions-Attempts-Int | 15-35-1 | 22-33-2 |
| Average Per Attempt | 6.1 | 6.6 |
| Average Per Completion | 14.1 | 10.0 |
| Passing Touchdowns | 5 | 8 |
| TOTAL OFFENSE YARDS | 233 | 247 |
| Total offense plays | 42 | 44 |
| Average Gain Per Play | 5.5 | 5.6 |
| Fumbles: Number-Lost | 2-1 | 0-0 |
| Penalties: Number-Yards | 7-45 | 5-36 |
| KICKOFFS-YARDS | 6-292 | 9-495 |
| Average Yards Per Kickoff | 48.7 | 55.0 |
| Net Yards Per Kickoff | 40.3 | 42.7 |
| Touchbacks | 0 | 2 |
| MFG Returns: Number-Yards-TD | 1-11-0 | 0-0-0 |
| Average Per Return | 11.0 | 0.0 |

| TEAM TOTALS | TAM | PHI |
|---------------------------------------|---------|--------|
| Kickoff returns: Number-Yds-TD | 8-101-0 | 4-50-0 |
| Average Per Return | 12.6 | 12.5 |
| Interceptions: Number-Yds-TD | 2-23-1 | 1-0-0 |
| Fumble Returns: Number-Yds-TD | 0-0-0 | 0-0-0 |
| Miscellaneous Yards | 0 | 0 |
| Possession Time | 30:05 | 29:55 |
| 1st Quarter | 7:32 | 7:28 |
| 2nd Quarter | 5:30 | 9:30 |
| 3rd Quarter | 8:01 | 6:59 |
| 4th Quarter | 9:02 | 5:58 |
| Third-Down Conversions | 5 of 9 | 4 of 6 |
| Fourth-Down Conversions | 0 of 4 | 0 of 1 |
| Red-Zone Scores-Chances | 0-0 | 6-6 |
| Touchdowns | 0-0 | 6-6 |
| Field goals | 0-0 | 0-6 |
| Sacks By: Number-Yards | 1-5 | 2-8 |
| PAT Kicks | 5-6 | 9-9 |
| 2-Point drop-kick PATs | 0-0 | 0-0 |
| Field Goals | 0-0 | 0-1 |
| 4-Point drop kick FGs | 0-0 | 0-0 |
| Touchdowns (Rush-Pass-Return) | 0-5-1 | 1-8-0 |
| Points off turnovers | 7 | 0 |



2016 PARTICIPATION CHART

S = Start X = Played IA = Inactive IR = Injured Reserve N = Not on Roster RR = Refused to Report

| Name | 4/1 vs ORL | 4/9 at CLE | 4/16 at ARI | 5/1 vs JAX | 5/9 at PHI | 5/13 at ORL | 5/23 vs CLE | 5/29 vs ARI | 6/3 at POR | 6/11 vs JAX | 6/18 vs LAK | 6/24 at ORL | 7/11 at LAK | 7/18 vs PHI | 7/23 vs POR | 7/31 at JAX | S-X-IA-IR-N-RR |
|------------------------|------------|------------|-------------|------------|------------|-------------|-------------|-------------|------------|-------------|-------------|-------------|-------------|-------------|-------------|-------------|----------------|
| 1 T.T. Toliver | WR | WR | WR | WR | WR | WR | WR | WR | WR | WR | WR | WR | WR | WR | WR | WR | 16-0-0-0-0 |
| 2 Julius Gregory | WR | IA | IR | IR | IR | IR | WR | WR | WR | WR | IA | N | N | N | N | N | 5-0-2-4-5-0 |
| 2 Warren Smith | N | N | N | N | N | N | N | N | N | N | N | N | N | N | X | X | 0-2-0-0-14-0 |
| 3 Gerald Young | WR | WR | WR | IR | IR | IR | IR | X | IA | IA | IR | IR | IR | IR | IR | IR | 3-1-2-10-0-0 |
| 4 Rick-J Hill | JLB | JLB | JLB | JLB | JLB | IA | IR | IR | IR | IR | IR | IR | IR | IR | IR | IR | 5-0-1-10-0-0 |
| 5 James Harrell | DB | DB | DB | DB | DB | DB | DB | DB | DB | DB | X | DB | DB | DB | DB | IA | 14-1-1-0-0-0 |
| 6 Jonathan Bane | X | X | X | QB | QB | N | N | N | N | N | N | N | N | N | N | N | 2-3-0-0-11-0 |
| 6 Qua Cox | N | N | N | N | N | N | N | N | N | X | X | DB | DB | X | X | X | 3-5-0-0-8-0 |
| 8 Adam Kennedy | QB | QB | IA | X | X | X | X | X | X | X | X | X | X | X | QB | N | 3-11-1-0-1-0 |
| 9 Michael Lindsey | N | N | N | N | N | N | N | N | N | N | JLB | X | N | N | N | N | 1-1-0-0-14-0 |
| 10 V'Keon Lacey | N | X | WR | IA | IR | IR | IR | IR | IR | IR | X | WR | IA | X | X | X | 2-5-2-6-1-0 |
| 11 Phillip Barnett | IA | WR | WR | WR | WR | WR | WR | WR | WR | WR | WR | IA | X | IA | IA | X | 10-2-4-0-0-0 |
| 12 Delbert Alvarado | N | N | N | N | N | N | X | X | X | X | X | X | X | X | X | X | 0-10-0-0-6-0 |
| 12 Terrence Ebagua | X | N | N | N | N | N | N | N | N | N | N | N | N | N | N | N | 0-1-0-0-15-0 |
| 13 Tristan Purifoy | N | N | N | N | N | WR | N | N | N | N | N | N | N | N | N | N | 1-0-0-0-15-0 |
| 13 Dallas Jackson | N | N | N | N | N | N | N | N | N | N | N | N | N | N | N | N | 0-0-0-0-16-0 |
| 15 Prechae Rodriguez | N | N | N | N | N | N | N | N | N | N | N | WR | WR | WR | WR | WR | 5-0-0-0-11-0 |
| 15 Xavier Boyce | N | N | N | X | X | X | X | IA | IA | IA | IR | IR | IR | IR | IR | IR | 0-5-2-6-3-0 |
| 16 Jason Boltus | N | N | QB | N | N | QB | QB | QB | QB | QB | QB | QB | QB | QB | QB | QB | 12-0-0-0-4-0 |
| 17 Kendrick Ings | N | N | N | N | N | N | N | N | N | N | N | WR | WR | WR | WR | WR | 5-0-0-0-11-0 |
| 17 Mike Washington | N | N | N | WR | WR | IA | IA | IA | X | WR | WR | N | N | N | N | N | 4-1-3-0-8-0 |
| 18 Cameron McGlenn | DB | DB | DB | DB | IA | DB | DB | DB | DB | DB | DB | IA | DB | DB | DB | DB | 14-0-2-0-0-0 |
| 19 Craig Peterson | X | X | X | X | X | X | N | N | N | N | N | N | N | N | N | N | 0-6-0-0-10-0 |
| 21 Cortez Stubbs | DB | DB | DB | DB | DB | DB | DB | DB | DB | DB | DB | DB | DB | DB | DB | DB | 16-0-0-0-0-0 |
| 23 Nick Addison | N | N | X | X | DB | X | X | X | JLB | JLB | IA | JLB | JLB | JLB | JLB | JLB | 8-5-1-0-2-0 |
| 29 Seth Williams | IA | N | N | N | X | JLB | JLB | JLB | IA | IA | IR | IR | IR | IR | IR | IR | 3-1-3-5-4-0 |
| 43 John Brown | N | N | N | N | N | N | IA | IA | X | FB | FB | FB | FB | FB | FB | FB | 7-1-2-0-6-0 |
| 44 R.J. Bibbs | N | C | C | C | C | C | FB | C | FB | C | C | C | C | C | C | C | 15-0-0-0-1-0 |
| 45 Udra Hendrix | FB | FB | N | N | N | N | N | N | N | N | N | N | N | N | N | N | 2-0-0-0-14-0 |
| 50 Jimmy Gordon | MLB | MLB | MLB | MLB | MLB | MLB | MLB | MLB | MLB | MLB | MLB | MLB | MLB | MLB | MLB | MLB | 16-0-0-0-0-0 |
| 54 Padric Scott | N | N | DE | X | NG | X | N | N | N | N | N | N | N | N | N | N | 2-2-0-0-12-0 |
| 55 Dominie Pittman | DE | DE | IA | IA | IA | DE | X | DE | IA | IR | IR | IR | IR | IR | IR | IR | 4-1-4-7-0-0 |
| 56 Jerry Turner | N | N | N | N | N | N | N | N | N | X | X | X | DE | X | X | X | 1-6-0-0-9-0 |
| 70 Isaiah Shelton | N | X | FB | FB | FB | FB | IA | FB | C | IA | IA | IA | IA | IA | IA | IA | 6-2-7-0-1-0 |
| 72 Anthony Parker | N | N | G | G | TE | TE | TE | G | G | G | G | G | TE | TE | G | G | 13-0-1-0-2-0 |
| 73 Tyler Moore | TE | TE | TE | N | IA | N | N | N | N | N | N | N | N | N | N | N | 3-0-1-0-12-0 |
| 74 Andrew Miller | X | IR | IR | IR | IR | IR | IR | IR | IR | IR | IR | IR | IR | IR | IR | IR | 0-1-0-15-0-0 |
| 75 Cornelius Dixon | N | N | N | N | N | N | N | N | N | N | N | IA | TE | G | N | N | 1-1-0-0-14-0 |
| 77 Isaiah Tuiasosopo | C | IA | IA | IA | IA | IA | C | IR | IR | IR | IR | IR | IR | IR | IR | IR | 3-0-5-8-0-0 |
| 79 Ben Ossai | G | G | IA | TE | G | G | G | TE | TE | TE | TE | TE | IA | IA | TE | TE | 13-0-3-0-0-0 |
| 90 Kendrick Washington | N | N | N | N | N | N | N | N | N | N | N | N | N | N | N | N | 0-0-0-0-16-0 |
| 92 Rony Barrow | X | IA | IA | N | N | N | N | N | N | N | N | N | N | N | N | N | 0-1-2-0-13-0 |
| 93 Everett Dawkins | DE | DE | DE | DE | DE | DE | DE | DE | DE | DE | DE | DE | DE | DE | DE | DE | 16-0-0-0-0-0 |
| 94 James McClinton | IA | X | DE | DE | X | NG | DE | NG | DE | DE | DE | DE | X | DE | DE | DE | 12-3-1-0-0-0 |
| 98 Torrey Davis | N | N | N | N | N | N | N | N | N | NG | N | N | N | N | N | N | 1-0-0-0-15-0 |
| 99 David Washington | NG | NG | NG | NG | DE | IA | NG | X | NG | N | NG | NG | NG | NG | NG | NG | 13-1-1-0-1-0 |

2016 STORM STARTING LINEUP

2016 TAMPA BAY STORM DEPTH CHART • STARTERS

STORM OFFENSE - PROBABLE

| | | | | |
|----|----|--------------------|----|---------------|
| QB | 16 | Boltus, Jason | 3 | Collis, Luke |
| QB | 16 | Boltus, Jason | 2 | Smith, Warren |
| FB | 44 | Bibbs, R.J. | 50 | Gordon, Jimmy |
| WR | 17 | Ings, Kendrick | 10 | Lacey, V'Keon |
| WR | 1 | Toliver, T.T. | 10 | Lacey, V'Keon |
| WR | 15 | Rodriguez, Prechae | 10 | Lacey, V'Keon |
| TE | 79 | Ossai, Ben | | |
| C | 72 | Parker, Anthony | | |
| G | 75 | Dixon, Cornelius | | |

STORM SPECIALISTS - PROBABLE

| | | |
|----|----|-------------------|
| K | 12 | Alvarado, Delbert |
| H | 2 | Smith, Warren |
| LS | 50 | Gordon, Jimmy |
| KR | 17 | Ings, Kendrick |

STORM DEFENSE - PROBABLE

| | | | | |
|-----|----|-------------------|----|----------------|
| DE | 93 | Dawkins, Everett | 56 | Turner, Jerry |
| NG | 99 | Washington, David | | |
| DE | 94 | McClinton, James | 56 | Turner, Jerry |
| MLB | 50 | Gordon, Jimmy | 43 | Brown, John |
| JLB | 23 | Addison, Nick | | |
| DB | 6 | Cox, Qua | 5 | Harrell, James |
| DB | 18 | McGlenn, Cameron | | |
| DB | 21 | Stubbs, Cortez | 5 | Harrell, James |

OFFENSIVE GAME STARTERS

| GAME | QB | FB | WR | WR | WR | TE | C | G |
|------|---------|---------|------------|---------|------------|--------|------------|--------|
| ORL | Kennedy | Hendrix | Gregory | Toliver | Young | Moore | Tuiasosopo | Ossai |
| CLE | Kennedy | Hendrix | Barnett | Toliver | Young | Moore | Bibbs | Ossai |
| ARI | Boltus | Shelton | Barnett | Toliver | Young | Moore | Bibbs | Parker |
| JAX | Bane | Shelton | Barnett | Toliver | Washington | Ossai | Bibbs | Parker |
| PHI | Bane | Shelton | Barnett | Toliver | Washington | Parker | Bibbs | Ossai |
| ORL | Boltus | Shelton | Barnett | Toliver | Purifoy | Parker | Bibbs | Ossai |
| CLE | Boltus | Bibbs | Barnett | Toliver | Gregory | Parker | Tuiasosopo | Ossai |
| ARI | Boltus | Shelton | Barnett | Toliver | Gregory | Ossai | Bibbs | Parker |
| POR | Boltus | Bibbs | Barnett | Toliver | Gregory | Ossai | Shelton | Parker |
| JAX | Boltus | Brown | Washington | Toliver | Gregory | Ossai | Bibbs | Parker |
| LAK | Boltus | Brown | Washington | Toliver | Barnett | Ossai | Bibbs | Parker |
| ORL | Boltus | Brown | Rodriguez | Toliver | Ings | Ossai | Bibbs | Parker |
| LAK | Boltus | Brown | Rodriguez | Toliver | Ings | Parker | Bibbs | Dixon |
| PHI | Boltus | Brown | Rodriguez | Toliver | Ings | Parker | Bibbs | Dixon |
| POR | Kennedy | Brown | Rodriguez | Toliver | Ings | Parker | Bibbs | Ossai |
| JAX | Boltus | Brown | Rodriguez | Toliver | Ings | Ossai | Bibbs | Parker |

DEFENSIVE GAME STARTERS

| GAME | DE | NG | DE | MLB | JLB | DB | DB | DB |
|------|---------|------------|------------|--------|----------|---------|---------|--------|
| ORL | Dawkins | Washington | Pittman | Gordon | Hill | Harrell | McGlenn | Stubbs |
| CLE | Dawkins | Washington | Pittman | Gordon | Hill | Harrell | McGlenn | Stubbs |
| ARI | Dawkins | Washington | Scott | Gordon | Hill | Harrell | McGlenn | Stubbs |
| JAX | Dawkins | Washington | McClinton | Gordon | Hill | Harrell | McGlenn | Stubbs |
| PHI | Dawkins | Scott | Washington | Gordon | Hill | Harrell | Addison | Stubbs |
| ORL | Dawkins | McClinton | Pittman | Gordon | Williams | Harrell | McGlenn | Stubbs |
| CLE | Dawkins | Washington | McClinton | Gordon | Williams | Harrell | McGlenn | Stubbs |
| ARI | Dawkins | McClinton | Pittman | Gordon | Williams | Harrell | McGlenn | Stubbs |
| POR | Dawkins | Washington | McClinton | Gordon | Addison | Harrell | McGlenn | Stubbs |
| JAX | Dawkins | Davis | McClinton | Gordon | Addison | Harrell | McGlenn | Stubbs |
| LAK | Dawkins | Washington | McClinton | Gordon | Lindsey | Harrell | McGlenn | Stubbs |
| ORL | Dawkins | Washington | McClinton | Gordon | Lindsey | Harrell | Cox | Stubbs |
| LAK | Dawkins | Washington | McClinton | Gordon | Addison | Harrell | McGlenn | Stubbs |
| PHI | Dawkins | Washington | McClinton | Gordon | Addison | Harrell | McGlenn | Stubbs |
| POR | Dawkins | Washington | McClinton | Gordon | Addison | Harrell | McGlenn | Stubbs |
| JAX | Dawkins | Washington | McClinton | Gordon | Addison | Cox | McGlenn | Stubbs |



PLAYER TRANSACTIONS

| Date | Player | Pos. | Transaction | Date | Player | Pos. | Transaction |
|-------|---------------------|------|-------------|------|---------------------|------|-------------|
| | Cameron McGlenn | DB | A | 4/14 | Anthony Parker | OL | A |
| | Delvin Breaux | DB | A | | Undra Hendrix | FB | R |
| | Frank Mays | DL | Act. OLEX | | Julius Gregory | WR | IR |
| | Tyler Moore | OL | Act. OLEX | | Rony Barrow | DL | IAR |
| 11/6 | Cory Henry | DL | A | 4/21 | Mike Washington | WR | T |
| 11/10 | Tristan Purifoy | WR | A | | Jonathan Bane | QB | RR |
| | Justin Edison | DL | A | 4/22 | Mike Washington | WR | RTR |
| | V'Keon Lacey | WR | A | | Jonathan Bane | QB | Act. RR |
| 12/1 | Alfred McCullough | OL | A | 4/25 | T.T. Toliver | WR | RR |
| 12/3 | Brandon Hill | QB | A | | Jeremy Schonbrunner | OL | R |
| 12/7 | Adam Kennedy | QB | A | | Xavier Boyce | WR | A |
| 12/8 | Terrence Ebagua | WR | A | | Mike Washington | WR | Act. RTR |
| 1/4 | Isaiah Shelton | OL | A | 4/26 | T.T. Toliver | WR | Act. RR |
| 1/12 | Keyun Swinney | OL | A | | Phillip Barnett | WR | RR |
| 1/14 | Cortez Stubbs | DB | A | 4/27 | Phillip Barnett | WR | Act. RR |
| | Kendrick Washington | DL | A | | V'Keon Lacey | WR | RR |
| 1/18 | Kendrick Ings | WR | OLEX | 4/28 | V'Keon Lacey | WR | Act. RR |
| 1/25 | Emery Sammons | WR | A | | Xavier Boyce | WR | RR |
| 1/26 | James Harrell | DB | A | 4/29 | Xavier Boyce | WR | Act. RR |
| 1/28 | Mario Henderson | OL | RR | | Jason Boltus | QB | QB |
| | James McClinton | DL | A | | Rony Barrow | DL | R |
| | Dominie Pittman | DL | A | | Tyler Moore | OL | R |
| 1/29 | Cory Henry | DL | OLEX | 5/4 | Cameron McGlenn | DB | IAR |
| | Mario Henderson | OL | Act. RR | | V'Keon Lacey | WR | IAR |
| 2/22 | Jonathan Bane | QB | A | | Isaiah Tuiasosopo | OL | Act. IAR |
| 3/1 | Mario Henderson | OL | R | | Seth Williams | DB | A |
| | Seth Williams | DB | A | | Tyler Moore | OL | A |
| 3/2 | Brandon Sesay | DL | R | 5/6 | Cameron McGlenn | DB | Act. IAR |
| | Gerald Young | WR | A | | V'Keon Lacey | WR | IR |
| 3/3 | Chris Jasperse | OL | A | | Jimmy Gordon | MLB | SUS |
| 3/9 | Brandon Hill | QB | RTR | 5/8 | Tyler Moore | OL | R |
| | Travis Miller | OL | RTR | | Jimmy Gordon | MLB | Act. SUS |
| | Jason Boltus | QB | RTR | 5/11 | Rick-J Hill | JLB | IAR |
| | Alfred McCullough | OL | PUP | | Tristan Purifoy | WR | A |
| | Jeremy Schonbrunner | OL | SUS | 5/12 | Jason Boltus | QB | A |
| | V'Keon Lacey | WR | SUS | | Jonathan Bane | QB | RR |
| 3/12 | Justin Edison | DL | SUS | 5/18 | Isaiah Shelton | FB | IAR |
| 3/16 | Ben Ossai | OL | A | 5/19 | Craig Peterson | K | R |
| 3/18 | Dominie Pittman | DL | PUP | | Delbert Alvarado | K | A |
| | Keyun Swinney | OL | RTR | | John Brown | DL | A |
| | Brandon Hill | QB | R | 5/21 | Julius Gregory | WR | Act. IR |
| | David Washington | DL | PUP | | Isaiah Shelton | OL | Act. IAR |
| 3/22 | Andrew Miller | OL | T from ARI | | Tyler Moore | OL | R |
| | Bruce Doyle | OL | PUP | | Tristan Purifoy | WR | R |
| 3/25 | Nick Addison | DB | R | 5/27 | Tristan Purifoy | WR | A |
| | Isaiah Shelton | OL | R | | Isaiah Tuiasosopo | OL | IR |
| | Frank Mays | DL | R | 5/28 | Tristan Purifoy | WR | R |
| | Tristan Purifoy | WR | R | | Gerald Young | WR | Act. IR |
| | Emery Sammons | WR | R | 6/1 | Qua Cox | DB | A |
| | Chris Jasperse | OL | R | | Gerald Young | WR | IAR |
| | Bruce Doyle | OL | IR | 6/6 | Alfred McCullough | OL | R |
| | Alfred McCullough | OL | IR | 6/7 | Jesse Peterson | OL | A |
| | David Washington | DL | Act. PUP | | Seth Williams | DB | IAR |
| | Dominie Pittman | DL | Act. PUP | | Mike Washington | WR | R |
| 3/28 | Dexter Jackson | DL | R | 6/8 | Cory Henry | DL | Act. OLEX |
| 3/30 | James Gordon | DL | A | 6/9 | David Washington | DL | S |
| | Kendrick Washington | DL | RR | | Torrey Davis | DL | A |
| 4/4 | V'Keon Lacey | WR | Act. SUS | | Dominie Pittman | DL | IR |
| | R.J. Bibbs | OL | A | | Mike Washington | WR | A |
| | Rony Barrow | DL | IAR | | Jerry Turner | DL | A |
| | Andrew Miller | OL | IAR | | Cory Henry | DL | RR |
| 4/7 | Isaiah Shelton | OL | A | | Jesse Peterson | OL | RR |
| | Rony Barrow | DL | Act. IAR | | Seth Williams | DB | Act. IAR |
| | Terrence Ebagua | WR | R | 6/10 | Cornelius Dixon | OL | Acq. T |
| | Seth Williams | DB | R | 6/11 | Cornelius Dixon | OL | RTR |
| 4/12 | Julius Gregory | WR | IAR | | Xavier Boyce | WR | IR |
| | Isaiah Tuiasosopo | OL | IAR | | Gerald Young | WR | IR |
| 4/13 | Jason Boltus | QB | Act. RTR | | Seth Williams | DB | IR |
| | Padric Scott | DL | A | | Michael Lindsey | DB | A |
| | | | | | V'Keon Lacey | WR | Act. IR |

| Date | Player | Pos. | Transaction |
|--------|-------------------|------|-------------|
| 6/21 | Cornelius Dixon | OL | Act. RTR |
| | Kendrick Ings | WR | Act. OLEX |
| | Everett Dawkins | DL | IAR |
| | Julius Gregory | WR | RR |
| | Mike Washington | WR | R |
| 6/22 | Prechae Rodriguez | WR | A |
| | Julius Gregory | WR | T |
| | Cameron McGlenn | DB | IAR |
| 6/23 | Everett Dawkins | DL | Act. IAR |
| | Cameron McGlenn | DB | IR |
| 7/8 | Cameron McGlenn | DB | Act. IR |
| | Michael Lindsey | JLB | R |
| 7/19 | Jason Boltus | QB | IAR |
| | Warren Smith | QB | A |
| 7/22 | Cornelius Dixon | OL | S |
| 7/26 | Adam Kennedy | QB | S |
| 8/4/16 | Dallas Jackson | DB | A |

(A) – Assigned (Acquired)
 (T) – Traded
 (R) – Re-assigned (Released)
 (RET) – Retired
 (RTR) – Refused to Report
 (PUP) – Physically unable to Perform
 (IR) – Injured Reserve
 (OLEX) – Other League Exempt
 (S) – Suspension

2016 STORM SEASON SCHEDULE & RESULTS

| DATE | OPP. | 2-14 | ATT | OFF. PLAYER | DEF. PLAYER | JLS PLAYMAKER |
|-----------|-----------------|----------|--------|-----------------|----------------|-------------------|
| Fri. 4/1 | ORLANDO | L, 76-25 | 9,928 | Randy Hippeard | Paul Stephens | Greg Carr |
| Sat. 4/9 | at Cleveland | L, 41-29 | 11,892 | Dennis Havrilla | Joe Powell | Thyron Lewis |
| Sat. 4/16 | at Arizona | L, 60-27 | 14,872 | Nick Davilla | Tyre Gasper | Rod Windsor |
| Sun. 5/1 | JACKSONVILLE | L, 33-27 | 8,438 | T.T. Toliver | Cortez Stubbs | Tiger Jones |
| Mon. 5/9 | at Philadelphia | L, 47-17 | 8,172 | Dan Raudabaugh | Dwayne Hollis | Jake Metz |
| Fri. 5/13 | at Orlando | L, 42-40 | 12,971 | Greg Carr | Jimmy Gordon | Jimmy Gordon |
| Mon. 5/23 | CLEVELAND | L, 70-63 | 9,722 | T.T. Toliver | Cortez Stubbs | Jimmy Gordon |
| Sun. 5/29 | ARIZONA | W, 63-56 | 8,298 | T.T. Toliver | Cortez Stubbs | Chase Deadder |
| Fri. 6/3 | at Portland | L, 68-35 | 5,136 | Tyrone Goard | Sergio Gilliam | Shaine Boyle |
| Sat. 6/11 | JACKSONVILLE | L, 67-34 | 8,418 | Joe Hills | Greg Reid | Dexter Jackson |
| Sat. 6/18 | LOS ANGELES | L, 54-27 | 9,670 | Pete Thomas | Josh Victorian | Rory Nixon |
| Fri. 6/24 | at Orlando | L, 56-33 | 13,527 | Bernard Morris | Paul Stephens | Prechae Rodriguez |
| Mon. 7/11 | at Los Angeles | L, 48-21 | 6,249 | Nathan Stanley | Josh Victorian | Rory Nixon |
| Sat. 7/16 | PHILADELPHIA | L, 56-51 | 8,402 | Darius Reynolds | Dwayne Hollis | Kendrick Ings |
| Sat. 7/23 | PORTLAND | W, 41-40 | 8,958 | Nick Truesdell | Matt Pierce | Kendrick Ings |
| Sat. 7/30 | at Jacksonville | L, 54-35 | 10,324 | Joe Hills | Keon Lyn | Tiger Jones |

| SCORE BY QUARTER | 1st | 2nd | 3rd | 4th | OT | Total |
|------------------|-----|-----|-----|-----|----|-------|
| Tampa Bay Storm | 119 | 161 | 114 | 174 | 0 | 568 |
| Opponents | 174 | 268 | 191 | 228 | 7 | 868 |



2016 STORM & OPPONENT GAME HIGHS

TEAM GAME HIGHS

| CATEGORY | NO. | OPPONENT |
|------------------|-----|--|
| RUSHES | 11 | VS PORTLAND STEEL (JUL 23, 2016) |
| YARDS RUSHING | 42 | VS PORTLAND STEEL (JUL 23, 2016) |
| YARDS PER RUSH | 6.0 | VS LA KISS (JUN 18, 2016) |
| TD RUSHES | 2 | AT ORLANDO PREDATORS (MAY 13, 2016) VS ARIZONA RATTTLERS (MAY 29, 2016) AT LA KISS (JUL 11, 2016) |
| PASS ATTEMPTS | 46 | AT ORLANDO PREDATORS (MAY 13, 2016) VS CLEVELAND GLADIATORS (MAY 23, 2016) |
| PASS COMPLETIONS | 27 | AT ORLANDO PREDATORS (MAY 13, 2016) |
| YARDS PASSING | 352 | VS ARIZONA RATTTLERS (MAY 29, 2016) |
| YARDS PER PASS | 9.0 | VS ARIZONA RATTTLERS (MAY 29, 2016) |
| TD PASSES | 8 | VS CLEVELAND GLADIATORS (MAY 23, 2016) |
| TOTAL PLAYS | 51 | VS JACKSONVILLE SHARKS (JUN 11, 2016) |
| TOTAL OFFENSE | 372 | VS CLEVELAND GLADIATORS (MAY 23, 2016) |
| YARDS PER PLAY | 8.4 | VS ARIZONA RATTTLERS (MAY 29, 2016) |
| POINTS | 63 | VS CLEVELAND GLADIATORS (MAY 23, 2016) VS ARIZONA RATTTLERS (MAY 29, 2016) |
| SACKS BY | 2 | AT ORLANDO PREDATORS (MAY 13, 2016) VS ARIZONA RATTTLERS (MAY 29, 2016) |
| FIRST DOWNS | 27 | VS CLEVELAND GLADIATORS (MAY 23, 2016) |
| PENALTIES | 13 | VS JACKSONVILLE SHARKS (JUN 11, 2016) AT ORLANDO PREDATORS (JUN 24, 2016) |
| PENALTY YARDS | 110 | AT ORLANDO PREDATORS (JUN 24, 2016) |
| TURNOVERS | 4 | VS ORLANDO PREDATORS (APR 01, 2016) |
| INTERCEPTIONS BY | 1 | AT CLEVELAND GLADIATORS (APR 09, 2016) VS JACKSONVILLE SHARKS (MAY 1, 2016) AT PHILADELPHIA SOUL (MAY 09, 2016) AT ORLANDO PREDATORS (MAY 13, 2016) VS CLEVELAND GLADIATORS (MAY 23, 2016) VS ARIZONA RATTTLERS (MAY 29, 2016) VS PHILADELPHIA SOUL (JUL 16, 2016) |

INDIVIDUAL GAME HIGHS

| CATEGORY | NO. | PLAYER | OPPONENT |
|------------------|-----|------------|--|
| RUSHES | 6 | KENNEDY | VS PORTLAND STEEL (JUL 23, 2016) |
| YARDS RUSHING | 26 | KENNEDY | VS PORTLAND STEEL (JUL 23, 2016) |
| TD RUSHES | 1 | KENNEDY | AT CLEVELAND GLADIATORS (APR 09, 2016) |
| PASS ATTEMPTS | 18 | BOLTUS | AT ARIZONA RATTTLERS (APR 16, 2016) |
| PASS COMPLETIONS | 30 | BOLTUS | AT ORLANDO PREDATORS (MAY 13, 2016) |
| YARDS PASSING | 358 | GORDON | AT ORLANDO PREDATORS (MAY 13, 2016) |
| TD PASSES | 8 | BOLTUS | VS CLEVELAND GLADIATORS (MAY 23, 2016) |
| LONG PASS | 45 | KENNEDY | VS ARIZONA RATTTLERS (MAY 29, 2016) |
| RECEPTIONS | 12 | BOLTUS | VS ARIZONA RATTTLERS (MAY 29, 2016) |
| YARDS RECEIVING | 182 | BROWN | VS JACKSONVILLE SHARKS (JUN 11, 2016) |
| TD RECEPTIONS | 3 | BOLTUS | VS LA KISS (JUN 18, 2016) |
| LONG RECEPTION | 45 | KENNEDY | AT LA KISS (JUL 11, 2016) |
| FIELD GOALS | 1 | BROWN | AT LA KISS (JUL 11, 2016) |
| LONG FIELD GOAL | 25 | INGVS | VS PHILADELPHIA SOUL (JUL 16, 2016) |
| LONG KO RETURN | 58 | INGVS | VS PORTLAND STEEL (JUL 23, 2016) |
| TACKLES | 9.5 | BOLTUS | VS CLEVELAND GLADIATORS (MAY 23, 2016) |
| SACKS | 2.0 | BOLTUS | AT ORLANDO PREDATORS (MAY 13, 2016) |
| TACKLES FOR LOSS | 2.0 | BOLTUS | VS CLEVELAND GLADIATORS (MAY 23, 2016) |
| INTERCEPTIONS | 1 | KENNEDY | VS PHILADELPHIA SOUL (JUL 16, 2016) |
| | | BARNETT | AT ORLANDO PREDATORS (MAY 29, 2016) |
| | | TOLIVER | VS CLEVELAND GLADIATORS (MAY 23, 2016) |
| | | TOLIVER | VS ARIZONA RATTTLERS (MAY 29, 2016) |
| | | TOLIVER | VS CLEVELAND GLADIATORS (MAY 23, 2016) |
| | | GREGORY | VS CLEVELAND GLADIATORS (MAY 23, 2016) |
| | | BARNETT | VS ARIZONA RATTTLERS (MAY 29, 2016) |
| | | TOLIVER | VS JACKSONVILLE SHARKS (JUN 11, 2016) |
| | | RODRIGUEZ | AT ORLANDO PREDATORS (JUN 24, 2016) |
| | | TOLIVER | VS PHILADELPHIA SOUL (JUL 16, 2016) |
| | | RODRIGUEZ | VS PHILADELPHIA SOUL (JUL 16, 2016) |
| | | PETERSON | AT CLEVELAND GLADIATORS (APR 09, 2016) |
| | | PETERSON | AT PHILADELPHIA SOUL (MAY 09, 2016) |
| | | PETERSON | AT CLEVELAND GLADIATORS (APR 09, 2016) |
| | | PETERSON | AT PHILADELPHIA SOUL (MAY 09, 2016) |
| | | WASHINGTON | VS JACKSONVILLE SHARKS (MAY 1, 2016) |
| | | STUBBS | AT CLEVELAND GLADIATORS (APR 09, 2016) |
| | | GORDON | AT ORLANDO PREDATORS (MAY 13, 2016) |
| | | GORDON | AT ORLANDO PREDATORS (MAY 13, 2016) |
| | | STUBBS | AT CLEVELAND GLADIATORS (APR 09, 2016) |
| | | MCGLENN | VS JACKSONVILLE SHARKS (MAY 1, 2016) |
| | | HARRELL | AT PHILADELPHIA SOUL (MAY 09, 2016) |
| | | HARRELL | AT ORLANDO PREDATORS (MAY 13, 2016) |
| | | STUBBS | VS CLEVELAND GLADIATORS (MAY 23, 2016) |
| | | STUBBS | VS ARIZONA RATTTLERS (MAY 29, 2016) |
| | | HARRELL | VS PHILADELPHIA SOUL (JUL 16, 2016) |
| | | MCGLENN | VS PORTLAND STEEL (JUL 23, 2016) |

OPPONENT TEAM GAME HIGHS

| CATEGORY | NO. | OPPONENT |
|------------------|-----|---|
| RUSHES | 13 | VS LA KISS (JUN 18, 2016) |
| YARDS RUSHING | 33 | AT ORLANDO PREDATORS (JUN 24, 2016) |
| YARDS PER RUSH | 5.6 | AT LA KISS (JUL 11, 2016) |
| TD RUSHES | 3 | AT PORTLAND STEEL (JUN 3, 2016) AT ORLANDO PREDATORS (JUN 24, 2016) VS PORTLAND STEEL (JUL 23, 2016) |
| PASS ATTEMPTS | 45 | VS CLEVELAND GLADIATORS (MAY 23, 2016) |
| PASS COMPLETIONS | 28 | AT ARIZONA RATTTLERS (APR 16, 2016) VS JACKSONVILLE SHARKS (MAY 1, 2016) |
| YARDS PASSING | 329 | VS ARIZONA RATTTLERS (MAY 29, 2016) |
| YARDS PER PASS | 9.1 | VS ARIZONA RATTTLERS (MAY 29, 2016) |
| TD PASSES | 8 | VS ORLANDO PREDATORS (APR 01, 2016) AT JACKSONVILLE SHARKS (JUL 30, 2016) |
| TOTAL PLAYS | 52 | VS CLEVELAND GLADIATORS (MAY 23, 2016) |
| TOTAL OFFENSE | 337 | VS ARIZONA RATTTLERS (MAY 29, 2016) |
| YARDS PER PLAY | 8.2 | VS ARIZONA RATTTLERS (MAY 29, 2016) |
| POINTS | 76 | VS ORLANDO PREDATORS (APR 01, 2016) |
| SACKS BY | 4 | VS PHILADELPHIA SOUL (JUL 16, 2016) |
| FIRST DOWNS | 28 | VS CLEVELAND GLADIATORS (MAY 23, 2016) |
| PENALTIES | 13 | VS LA KISS (JUN 18, 2016) |
| PENALTY YARDS | 117 | VS LA KISS (JUN 18, 2016) |
| TURNOVERS | 3 | AT CLEVELAND GLADIATORS (APR 09, 2016) |
| INTERCEPTIONS BY | 3 | AT CLEVELAND GLADIATORS (APR 09, 2016) VS ORLANDO PREDATORS (APR 01, 2016) VS LA KISS (JUN 18, 2016) AT ORLANDO PREDATORS (JUN 24, 2016) |
| LONG MFG RETURN | 23 | AT ARIZONA RATTTLERS (APR 16, 2016) |

OPPONENT INDIVIDUAL GAME HIGHS

| CATEGORY | NO. | PLAYER | OPPONENT |
|---------------------|-----|-----------------|--|
| RUSHES | 8 | ROSS | VS JACKSONVILLE SHARKS (MAY 1, 2016) |
| YARDS RUSHING | 31 | MORRIS | AT ORLANDO PREDATORS (JUN 24, 2016) |
| TD RUSHES | 3 | MORRIS | AT ORLANDO PREDATORS (JUN 24, 2016) |
| LONG RUSH | 15 | HIPPEAR | AT ORLANDO PREDATORS (MAY 13, 2016) |
| PASS ATTEMPTS | 44 | STEPHENS | AT LA KISS (JUL 11, 2016) |
| PASS COMPLETIONS | 28 | NELSON | VS CLEVELAND GLADIATORS (MAY 23, 2016) |
| YARDS PASSING | 341 | RAUDABAUGH | AT PHILADELPHIA SOUL (MAY 09, 2016) |
| TD PASSES | 8 | DAVILA, NICK | AT ARIZONA RATTTLERS (APR 16, 2016) |
| LONG PASS | 48 | GRADY | VS JACKSONVILLE SHARKS (MAY 1, 2016) |
| RECEPTIONS | 13 | GRADY | VS ARIZONA RATTTLERS (MAY 29, 2016) |
| YARDS RECEIVING | 141 | DAVILA | VS ARIZONA RATTTLERS (MAY 29, 2016) |
| TD RECEPTIONS | 4 | GRADY | VS JACKSONVILLE SHARKS (MAY 1, 2016) |
| LONG RECEPTION | 48 | WINDSOR | AT ARIZONA RATTTLERS (APR 16, 2016) |
| LONG MFG RETURN | 23 | WINDSOR | AT ARIZONA RATTTLERS (APR 16, 2016) |
| LONG KICKOFF RETURN | 9.5 | CARR | VS ORLANDO PREDATORS (APR 01, 2016) |
| TACKLES | 57 | WINDSOR | AT ARIZONA RATTTLERS (APR 16, 2016) |
| SACKS | 2.0 | DEADDER | VS ARIZONA RATTTLERS (MAY 29, 2016) |
| TACKLES FOR LOSS | 2.0 | HILLS, JOE | VS JACKSONVILLE SHARKS (JUN 11, 2016) |
| INTERCEPTIONS | 2 | HILLS, JOE | AT JACKSONVILLE SHARKS (JUL 30, 2016) |
| | | BROWN | AT ARIZONA RATTTLERS (APR 16, 2016) |
| | | THOMPSON | AT ORLANDO PREDATORS (MAY 13, 2016) |
| | | BOYLE, SHANE | AT PORTLAND STEEL (JUN 3, 2016) |
| | | VICTORIAN, JOSH | AT LA KISS (JUL 11, 2016) |
| | | METZ | VS PHILADELPHIA SOUL (JUL 16, 2016) |
| | | COLLING | AT CLEVELAND GLADIATORS (APR 09, 2016) |
| | | METZ | VS PHILADELPHIA SOUL (JUL 16, 2016) |
| | | POWELL | AT CLEVELAND GLADIATORS (APR 09, 2016) |
| | | SONIE | VS ORLANDO PREDATORS (APR 01, 2016) |
| | | GILLIAM, SERGIO | AT PORTLAND STEEL (JUN 3, 2016) |

2016 AFL FINAL STANDINGS

AMERICAN CONFERENCE

| TEAM | W-L | PCT. | PF | PA | H | A | DIV | CON | STREAK |
|------------------------|------|------|-----|-----|-----|-----|-----|-----|--------|
| y- Philadelphia Soul | 13-3 | .812 | 883 | 776 | 7-1 | 6-2 | 5-1 | W 4 | |
| x- Orlando Predators | 12-4 | .750 | 893 | 781 | 6-2 | 6-2 | 5-3 | L 2 | |
| x- Jacksonville Sharks | 7-9 | .437 | 829 | 774 | 3-5 | 4-4 | 5-3 | W 2 | |
| x- Tampa Bay Storm | 2-14 | .125 | 568 | 868 | 2-6 | 0-8 | 0-8 | L 1 | |

NATIONAL CONFERENCE

| TEAM | W-L | PCT. | PF | PA | H | A | DIV | CON | STREAK |
|-------------------------|------|------|------|-----|-----|-----|-----|-----|--------|
| yz- Arizona Rattlers | 13-3 | .812 | 1068 | 766 | 8-0 | 5-3 | 8-0 | W 7 | |
| x- Los Angeles KISS | 7-9 | .437 | 736 | 748 | 5-4 | 2-5 | 4-4 | L 2 | |
| x- Cleveland Gladiators | 7-9 | .437 | 826 | 934 | 4-4 | 3-5 | 2-4 | L 3 | |
| x- Portland Steel | 3-13 | .187 | 670 | 926 | 3-4 | 0-9 | 1-7 | W 1 | |

x- Clinched Playoff Spot d – Clinched Division z – Home Field

2016 AFL PLAYOFF RESULTS

Divisional Round

Jacksonville 69, ORLANDO 68
ARIZONA 84, Portland 40
PHILADELPHIA 63, Tampa Bay 41
LOS ANGELES 52, Cleveland 56

Conference Championships

ARIZONA 82, Cleveland 41
PHILADELPHIA 55, Jacksonville 50

ArenaBowl XXIX

Philadelphia 56, ARIZONA 42

2016 STORM AFL RANKINGS

| CATEGORY | STAT | RANK | CATEGORY | STAT | RANK |
|----------------|---------|------|---------------------|-------|------|
| Record | 2-14 | 8th | 3rd Down Conv % | 40.2 | 8th |
| Scoring Off | 35.5 | 8th | Opp 3rd Down Conv % | 50.5 | 4th |
| Opp Pts/G | 54.2 | 6th | 4th Down Conv % | 25.4 | 8th |
| Tot Off/G | 251.7 | 8th | Opp 4th Down Conv % | 59.1 | 8th |
| Opp Tot Off/G | 246.4 | 1st | 1st Downs/G | 16.2 | 8th |
| Pass Yds/G | 236.2 | 7th | Opp 1st Downs/G | 18.6 | 4th |
| Opp Pass Yds/G | 229.7 | 1st | Ints Thrown | 24 | 2nd |
| Rush Yds/G | 15.5 | 7th | Def Ints | 8 | 8th |
| Opp Rush Yds/G | 16.7 | 3rd | KO Ret Avg | 17.1 | 2nd |
| Yds/Carry | 3.1 | 3rd | RZ Off | 67.2 | 8th |
| Sacks | 8 | 8th | RZ Def | 80.0 | 5th |
| Sacks Allowed | 19 | 14th | Turnover Margin | (-15) | 7th |
| Pass Avg | (30.32) | 5th | | | |

2016 SEASON IN REVIEW

2016 REGULAR SEASON LEAGUE LEADERS

PASSING

| NAME | TEAM | COMP | ATT | INT | PCT. | YARDS | TD | LONG | EFFIC. |
|---------------|------|------|-----|-----|------|-------|-----|------|--------|
| 1. GRADY | JAX | 400 | 587 | 7 | 68.1 | 4495 | 94 | 48 | 125.4 |
| 2. DAVILA | ARI | 353 | 507 | 11 | 69.6 | 4198 | 110 | 48 | 125.1 |
| 3. RAUDABAUGH | PHI | 339 | 489 | 13 | 69.3 | 4303 | 101 | 48 | 125.0 |
| 4. HIPPEARD | ORL | 236 | 360 | 8 | 65.6 | 2967 | 65 | 48 | 121.4 |
| 5. MORRIS | ORL | 107 | 174 | 3 | 61.5 | 1249 | 27 | 40 | 114.8 |
| 6. NELSON | CLE | 261 | 439 | 11 | 59.5 | 3425 | 70 | 49 | 113.3 |
| 7. THOMAS | LAK | 167 | 295 | 8 | 56.6 | 2086 | 43 | 47 | 103.9 |
| 8. STANLEY | LAK | 185 | 315 | 12 | 58.7 | 2057 | 41 | 41 | 94.9 |
| 9. HAVRILLA | CLE | 52 | 89 | 4 | 58.4 | 535 | 11 | 35 | 88.0 |
| 10. AUSTIN | POR | 253 | 420 | 19 | 60.2 | 2531 | 48 | 45 | 87.1 |

RECEIVING

| NAME | TEAM | REC | YDS | TD | LONG |
|------------------|------|-----|------|----|------|
| 1. HILLS | JAX | 161 | 2020 | 58 | 48 |
| 2. WINDSOR | ARI | 145 | 1667 | 48 | 48 |
| 3. THOMPSON | ORL | 135 | 1631 | 38 | 48 |
| 4. GILSON | POR | 132 | 1303 | 14 | 43 |
| 5. TOLIVER | TAM | 114 | 1578 | 25 | 40 |
| 6. MORGAN | LAK | 113 | 1462 | 41 | 45 |
| 7. REYNOLDS | PHI | 112 | 1447 | 38 | 48 |
| 8. TAYLOR | CLE | 110 | 1437 | 32 | 43 |
| 9. JONES | JAX | 105 | 1218 | 18 | 33 |
| 10. KAULEINAMOKU | PHI | 99 | 1304 | 26 | 46 |

RUSHING

| NAME | TEAM | ATT | YDS | AVG | TD | LONG |
|---------------|------|-----|-----|-----|----|------|
| 1. ROSS | JAX | 108 | 399 | 3.7 | 20 | 33 |
| 2. RICHARDSON | PHI | 103 | 320 | 3.1 | 20 | 25 |
| 3. NELSON | CLE | 59 | 212 | 3.6 | 11 | 14 |
| 4. AUSTIN | POR | 38 | 141 | 3.7 | 8 | 24 |
| 5. BENSON | ARI | 75 | 199 | 2.7 | 20 | 19 |
| 6. MORRIS | ORL | 36 | 153 | 4.2 | 8 | 36 |
| 7. BOLTUS | TAM | 31 | 115 | 3.7 | 5 | 18 |
| 8. KENNEDY | TAM | 14 | 73 | 5.2 | 3 | 13 |
| 9. HAVRILLA | CLE | 7 | 36 | 5.1 | 3 | 21 |
| 10. HIPPEARD | ORL | 36 | 81 | 2.2 | 7 | 15 |

TOUCHDOWNS

| NAME | TEAM | TD | RUSH | REC | RET | PTS |
|-------------|------|----|------|-----|-----|-----|
| 1. HILLS | JAX | 58 | 0 | 58 | 0 | 348 |
| 2. WINDSOR | ARI | 50 | 2 | 48 | 0 | 300 |
| 3. THOMPSON | ORL | 45 | 1 | 38 | 6 | 272 |
| 4. REYNOLDS | PHI | 42 | 1 | 38 | 3 | 252 |
| 5. MORGAN | LAK | 44 | 3 | 41 | 0 | 264 |

KICKING

| NAME | TEAM | XK | XKA | FG | FGA | PTS |
|-------------|------|-----|-----|----|-----|-----|
| 1. FREVERT | PHI | 118 | 129 | 2 | 2 | 124 |
| 2. LEWIS | ORL | 111 | 123 | 4 | 4 | 123 |
| 3. TREVINO | CLE | 98 | 107 | 1 | 4 | 101 |
| 4. ZENDEJAS | ARI | 100 | 122 | 0 | 0 | 100 |
| 5. LACAYO | PDX | 76 | 92 | 4 | 6 | 88 |

KICK RETURNS

| NAME | KICK RETURNS | | | FG RETURNS | | |
|-------------|--------------|-----|------|------------|----|------|
| | TEAM | RET | YDS | TD | LG | AVG |
| 1. THOMPSON | ORL | 93 | 1823 | 5 | 57 | 19.6 |
| 2. BEAVERS | CLE | 90 | 1488 | 1 | 58 | 16.5 |
| 3. AMOS | ARI | 68 | 1219 | 4 | 56 | 17.9 |
| 4. DUVALT | PHI | 49 | 878 | 1 | 54 | 17.9 |
| 5. WILSON | LAK | 37 | 679 | 0 | 50 | 18.4 |

TACKLES

| NAME | TEAM | SOLO | AST | TOTAL |
|-----------|------|------|-----|-------|
| 1. REID | JAX | 87 | 29 | 101.5 |
| 2. SONIE | ORL | 85 | 24 | 97.0 |
| 3. OBI | LAK | 84 | 15 | 91.5 |
| 4. BELTON | PHI | 80 | 20 | 90.0 |
| 5. ROSS | CLE | 72 | 25 | 84.5 |


INTERCEPTIONS

| NAME | TEAM | INT | YDS | AVG | TD | LONG |
|-----------|------|-----|-----|-----|----|------|
| 1. KELLEM | ARI | 4 | 66 | 1 | 30 | 0.67 |
| 2. POWELL | CLE | 5 | 160 | 3 | 52 | 0.62 |
| 3. BELTON | PHI | 9 | 129 | 3 | 36 | 0.56 |
| 4. REID | JAX | 8 | 119 | 1 | 30 | 0.53 |
| 5. HOLLIS | PHI | 8 | 154 | 3 | 40 | 0.50 |
| CHAPMAN | ARI | 3 | 48 | 1 | 48 | 0.50 |

SACKS

| NAME | TEAM | TOTAL |
|-------------|------|-------|
| 1. METZ | PHI | 8.0 |
| 2. BOREL | ARI | 6.5 |
| 3. TYSON | ARI | 6.0 |
| 4. JENNINGS | PHI | 6.0 |
| 5. JACKSON | JAX | 5.5 |

HISTORY





PITTSBURGH GLADIATORS

The Tampa Bay Storm can trace its lineage to the AFL's roots. Prior to coming to Tampa Bay, the franchise currently known as the Storm once resided in the city of Pittsburgh and was known as the Pittsburgh Gladiators.

The Gladiators were one of the four original Arena Football League franchises, along with the Denver Dynamite, Washington Commandos, and Chicago Bruisers. In fact, the Pittsburgh/Tampa franchise is the only franchise still existing from the original days of the AFL.

Though the Gladiators never won an AFL championship, they did compete in two ArenaBowl Championships during the team's four seasons in Pittsburgh. The Gladiators finished tied for the league's best record in both 1987 and 1989 and advanced to the league's championship game in both seasons.

Pittsburgh hosted the first-ever ArenaBowl in 1987, but fell 45-16 to the Denver Dynamite coached by AFL Hall of Fame head coach Tim Marcum. In 1989 the Gladiators traveled to Detroit to face the Detroit Drive in ArenaBowl III, but fell 39-26 in Joe Louis Arena. Oddly enough, in both ArenaBowl appearances the Gladiators lost to a team coached by Tim Marcum, the longtime coach of the Tampa Bay Storm.



On November 15, 1990, Gladiators' owner Bob Gries moved the team to the Tampa Bay area and the spacious confines of the 30,000-plus seat Florida Suncoast Dome in St. Petersburg, Florida. The team changed its name to the Tampa Bay Storm, won four ArenaBowl championships, including one in its first season in Tampa Bay, and became the premier franchise in the Arena Football League.



In four seasons in Pittsburgh the Gladiators had a combined record of 17-18. Pittsburgh was 16-14 overall in the regular season however owned a 1-4 overall postseason mark. The team's only playoff win came in 1989 when the Gladiators avenged the 1987 ArenaBowl loss to the Denver Dynamite, downing the Dynamite 39-37 at the Pittsburgh Civic Arena.

FRANCHISE TIMELINE

JUNE 19, 1987: Franchise plays inaugural game as the Pittsburgh Gladiators, a 48-46 victory over the Washington Commandos

AUGUST 1, 1987: Gladiators host the first ArenaBowl and lose to the Denver Dynamite, coached by Tim Marcum, 45-16. The game is aired nationally on ESPN and played in front of 13,232 fans. July 30, 1988: Pittsburgh finishes the season 6-6. Gladiator quarterback Mike Hohensee finishes the season the highest rated quarterback (104.0) in the AFL. The Tim Marcum led Detroit Drive win ArenaBowl II 24-13 over the Chicago Bruisers.

AUGUST 18, 1989: The Gladiators play the Detroit Drive in ArenaBowl III. Led by Tim Marcum the Drive defeat the Gladiators 39-26 in front of 12,046 fans.

AUGUST 11, 1990: The team finishes 3-5 as the Detroit Drive wins its third consecutive ArenaBowl. The Gladiators Thomas Monroe leads the league in receptions and all-purpose yards.

NOVEMBER 15, 1990: Bob Gries, owner of the Pittsburgh Gladiators, moves the team to the spacious confines of the 30,000-plus seat Florida Suncoast Dome in St. Petersburg, Florida.

MARCH 12, 1991: Ken Meyer from Largo, Fla., wins the "Name the Team" contest and the Tampa Bay Storm is born. Also, former University of Tampa and University of Kentucky coach Fran Curci is named the Storm's head coach.

MAY 24, 1991: The Storm play their first preseason game in Jacksonville, Fla., against the New Orleans Night. Third-string QB Jay Gruden rallies the team from a 23-7 halftime deficit with three second-half TD strikes to lead the Storm to a 37-30 victory.

JUNE 1, 1991: The War on I-4 is born in the Storm's inaugural regular-season game against the Orlando Predators. The Storm fell 51-38, in what would be their only home loss of the season.

JUNE 8, 1991: The Storm win their first regular-season contest, a 52-12 decision over the Columbus Thunderbolts.

JULY 27, 1991: The Storm notch their first-ever win over the Orlando Predators with a 26-16 victory in Orlando.

AUGUST 17, 1991: The Storm play in the franchise's first ArenaBowl, facing the Detroit Drive in ArenaBowl V. ArenaBowl MVP Stevie Thomas scored four touchdowns, including the game-winner with 39 seconds left, to give the Storm a 48-32 victory.

OCTOBER 9, 1991: Fran Curci resigns as head coach of the Storm. Five days later Gries names Storm assistant Larry Kuharich the team's new head coach and general manager.

MAY 16, 1992: Storm fans set an AFL preseason record as 28,212 pack the Dome to watch ArenaBowl rematch between the Storm and the Drive.

MAY 7, 1993: The Storm shatter their own preseason attendance record, as 30,013 fans fill the Dome. The mark still stands, though it is not generally considered an AFL record because it was a preseason contest.

JUNE 19, 1993: The Storm and Predators add to their storied rivalry, as an AFL-record 28,745 fans watch a thriller in the Dome. The Storm, however, fall 46-45 when a late two-point conversation attempt fails.

AUGUST 21, 1993: The Storm cruise to their second ArenaBowl Championship, downing the Detroit Drive 51-31 in ArenaBowl VII. The game was the last for the Drive, who appeared in six straight ArenaBowls from 1988-93. The Drive's only losses in championship games came at the hands of the Storm.

SEPTEMBER 1, 1994: Peter "Woody" Kern, the owner of the Ft. Worth Cavalry, purchases the Storm from Bob Gries.

JANUARY 5, 1995: Kern hires Tim Marcum as head coach of the Tampa Bay Storm. Marcum previously led the Detroit Drive to three ArenaBowl championships and won the inaugural ArenaBowl with Denver.

MAY 11, 1995: Marcum takes over as general manager in addition to his duties as the team's head coach.





SEPTEMBER 1, 1995: Exactly one year after Kern purchased the Storm; Tampa Bay again hoists the ArenaBowl trophy. The Storm knocks off Orlando 48-35 in ArenaBowl IX. George LaFrance becomes the first and only player ever to win the ArenaBowl MVP three times after scoring three touchdowns, including a 57-yard kick return.

June 22, 1996: The Storm snap the AFL record for consecutive victories, winning their 14th straight game with a 43-12 triumph over Memphis.

AUGUST 26, 1996: The Storm win their fourth ArenaBowl Championship in six seasons, defeating the Kurt Warner-led Iowa Barnstormers, 42-38, in ArenaBowl X. The Barnstormers set or tied six ArenaBowl records, but it was Jay Gruden, playing in his final contest as Storm QB, who stole the show, tossing five touchdown passes. The Storm defense sealed the victory, holding the Barnstormers out of the end zone on four consecutive plays from inside the five-yard line.



OCTOBER 1996: Jay Gruden retires from Arena Football as the AFL's all-time leader in every passing category. Gruden, who would move on to the coaching ranks, finished 12-2 as a starter in the post-season. In a shocking move, Gruden would later announce his resignation as the head coach of the Orlando Predators following the 2001 season so that he could play quarterback for the team in 2002.

MAY 10, 1997: The Storm play their first-ever contest in the Ice Palace, allowing MLB's Tampa Bay Devil Rays to occupy the ThunderDome in St. Petersburg. The Storm down the Bobcats, 38-19, in their Ice Palace debut.

JUNE 12, 1998: For the first time since taking over as Orlando Predators head coach, Jay Gruden faces his former coach Tim Marcum. Marcum gets the best of his former athlete, winning a 42-34 contest in Orlando.

AUGUST 23, 1998: The Storm advance to ArenaBowl XII but fall 62-31 to Gruden's Predators. The Storm swept the regular-season series from Orlando.

APRIL 29, 1999: The Storm down the Milwaukee Mustangs, 49-42, in the team's 100th regular-season game.

JULY 24, 1999: The Storm notch their 100th victory with 52-48 win in San Jose. The contest also marked the final game as a member of the Storm for AFL great George LaFrance.

JUNE 3, 2000: Tim Marcum becomes the first AFL coach to win 100 regular-season games as Tampa Bay destroys the Florida Bobcats 77-26

JULY 14, 2000: Storm FB/LB Andre Bowden becomes only the second player in Arena Football history to rush for over 1,000 yards.

MAY 4, 2001: Storm kicker Mike Black becomes the first kicker in Arena Football history to score 1,000 regular-season points, as he nails a 50-yard field goal in Milwaukee.

MAY 18, 2001: Storm head coach Tim Marcum makes his return to the Motor City. Marcum, coaching in his first game in Detroit since leaving in 1993, led the Storm to a 41-14 victory over the expansion Detroit Fury. Marcum won three ArenaBowl Championships in five seasons with the Detroit Drive.

JUNE 1, 2001: The Storm defeat Carolina 58-51 in overtime to win their seventh straight contest. That is the longest streak since the Storm won nine consecutive games in 1998 and the longest winning streak to open a season since the team won eight straight in 1996.

JUNE 9, 2002: Tampa Bay faces Jay Gruden on the field for the first time when the Storm travel to Orlando to face the Predators. Tampa Bay defeats its all-time passing leader, 48-45, when David Saunders catches a four-yard touchdown pass from Scott Milanovich with 0:07 left in the fourth quarter. Gruden goes on to complete 24-of-32 passes for 286 yards and four touchdowns in the game against his former team.

JULY 20, 2002: The Tampa Bay Storm defeat the expansion Georgia Force, 67-61, in overtime. In the contest, defensive specialist T.T. Toliver returned two kickoffs for touchdowns and set team records with 274 kick off return yards and 317 combined returned yards.

JULY 27, 2002: In the playoffs for a league-record 12th straight season, the Tampa Bay Storm become the first ever No. 12 seeded team to win an AFL playoff game. The also became the first team to win a playoff game as the tournament's lowest seed, as the Storm soundly defeated the Los Angeles Avengers, 66-41, at the Staples Center in Los Angeles.

JANUARY 31, 2003: The Storm open the 2003 season with a 60-20 victory over the Carolina Cobras. WR/DB Keita Crespina scores on the first play from scrimmage after returning an interception 20 yards for a touchdown. During the contest WR/DB Gary Compton becomes just the third player in Arena Football history to surpass 10,000 receiving yards. QB John Kaleo also becomes just the ninth player in AFL history to reach 18,000 career passing yards and OS Freddie Solomon turns in one of the best performances ever for a Storm receiver playing in his first game, catching ten passes for 132 yards and three touchdowns.

FEBRUARY 17, 2003: WR/LB Gary Compton's second quarter touchdown against the Las Vegas Gladiators gives him 1,204 career points scored, placing him fifth all-time on the league's all-time list.

FEBRUARY 23, 2003: WR/LB Lawrence Samuels caught his 400th career pass as the Storm snapped a two-game losing skid and defeated the Grand Rapids Rampage, 58-56, on a 23-yard field goal at the buzzer by newly-signed kicker Ian Howfield.

MARCH 2, 2003: QB John Kaleo becomes the first quarterback in Storm history to pass for more than 300 yards in back-to-back games, as he completes 17-of-23 passes for 314 yards against the Detroit Fury. Kaleo's performance included a perfect second quarter, in which he was 7-for-7 for 115 yards, including throwing three touchdown passes.

MARCH 8, 2003: John Kaleo becomes the eighth player in AFL history to pass for over 19,000 yards and 300 touchdowns after tossing five touchdown passes against the Buffalo Destroyers in a 27-2 victory. The game was also the 200th AFL game coached by Storm head coach Tim Marcum.



MARCH 28, 2003: Storm head coach, Tim Marcum picked up his 150th career victory with a 68-39 win over the Arizona Rattlers. The Storm also won their sixth straight game and John Kaleo became just the seventh player in AFL history to surpass 20,000 passing yards.

APRIL 4, 2003: John Kaleo moves past former Storm quarterback Jay Gruden into sixth place on the league's all-time passing list. The Storm also won its seventh game in a row, matching a seven-game winning streak from the 2001 season.

MAY 11, 2003: Lawrence Samuels becomes the fifth player in Storm history and the second player this season to surpass 1,000 receiving yards. Freddie Solomon also accomplished the same feat earlier in the season, making them just the second pair ever to both gain 1,000 receiving yards in team history. Stevie Thomas and George LaFrance both had over 1,000 receiving yards in 1996.

MAY 18, 2003: The Storm win their 12th game of the season, tying for the league-best overall record. Tampa Bay also cracks Georgia quarterback Leon Murray on the last play of the game, tying the team record for sacks in a season (29). John Kaleo moved past George LaFrance into second place on the Storm's all-time receiving yards list.

JUNE 7, 2003: The Storm defeat the Orlando Predators, 60-50, in the semi-finals of the AFL playoffs. Tampa Bay advanced to its sixth ArenaBowl. The Storm host the ArenaBowl for their fourth time, and the second time in the St. Pete Times Forum in Tampa.

JUNE 22, 2003: Tampa Bay defeats Arizona, 43-29, to claim its league-record fifth ArenaBowl championship. Lawrence Samuels becomes the first player to ever be named Game MVP and Ironman of the Game in an ArenaBowl. The game is played in front of 20,496 at the St. Pete Times Forum, the second largest crowd ever to watch an ArenaBowl game and the largest Football crowd ever at the St. Pete Times Forum.

FEBRUARY 13, 2004: Lawrence Samuels catches seven passes for 79 yards against the Georgia Force. Those receptions allow Samuels to eclipse 400 career receptions and 5,000 career receiving yards.

MARCH 27, 2004: Tampa Bay offensive specialist Freddie Solomon becomes the second fastest Storm receiver to reach 2,000 career yards after tallying 65 yards at Georgia. He accomplished the feat in 23 games. Storm legend Stevie Thomas did it in 22 games.



APRIL 11, 2004: The Storm drop a 51-36 decision at Chicago to fall to 3-7 on the season. The start to the 2004 campaign matches the worst start to a Storm season in team history and puts the team's 13-year playoff appearance streak in jeopardy.

MAY 2, 2004: The Storm wins their fourth consecutive contest against their archrival Orlando Predators. The win gives Tampa an 18-17 advantage in the all-time series versus Orlando. The four-game winning streak for Tampa Bay is the longest in the series since a five-game winning streak by the Storm that occurred from 1994-1996.

MAY 9, 2004: Freddie Solomon collects 182 receiving yards against Los Angeles, pushing him past the 1,000 receiving yard mark for the season. Solomon becomes the first player in Storm history to record back-to-back 1,000 receiving yard seasons for Tampa Bay since George LaFrance did so in 1996 and 1997.

MAY 23, 2004: Storm lineman Nyle Wiren records his sixth sack of the season when he sacks New Orleans VooDoo quarterback John Fitzgerald. The six sacks by Wiren are a single season career high and move the veteran player into second place on the team's all-time sacks list.

MAY 30, 2004: The Storm down the Dallas Desperados 59-57 to notch their sixth straight win and close out the season with a 9-7 overall record. The Storm advance to the playoffs for a league record fourteenth consecutive season and earn the seventh seed. In the game against Dallas, Lawrence Samuels has his 19th interception as a member of the Storm, allowing him to move into second place on the Storm all-time list.

MAY 15, 2005: The Storm defeat the New York Dragons 61-58 to keep their playoff hopes alive. With the win they also became only the second team to go undefeated at home (8-0) in a season, the Georgia Force had done it earlier in the day.

MAY 22, 2005: The Storm clinch and AFL record 15th consecutive playoff birth by defeating the Columbus Destroyers 78-53. Quarterback Shane Stafford finished the season with the most prolific season by any Storm quarterback. Stafford's record breaking numbers included most completions (405), touchdowns (83), and yards (4,522).

FEBRUARY 10, 2006: Tampa Bay extends its home winning streak to 12 games with a 61-60 victory over the Georgia Force. The Storm stopped a two-point conversion by Georgia with no time remaining in regulation to secure the victory.

FEBRUARY 19, 2006: In a 67-64 overtime loss to the Orlando Predators, Shane Stafford has a career day as he set Storm all-time game highs with 36 completions, 458 passing yards and eight touchdowns. Stafford's 36 completions tied him for second all-time in AFL, while his 458 yards passing is third all-time in the AFL.

FEBRUARY 25, 2006: Storm Ironman Lawrence Samuels catches three passes for 80 yards to become the Storm all-time leader in reception yards with 7,851. Quarterback Shane Stafford became the first passer in AFL history to throw for more than 400 yards in consecutive games.

MAY 6, 2006: The Columbus Destroyers, led by John Kaleo, defeat the Tampa Bay Storm 48-51. The loss ensures that the Storm will not make the playoffs for the first time in franchise history.

MARCH 3, 2007: Lawrence Samuels surpasses 10,000 career all-purpose yards.

MARCH 31, 2007: Tampa Bay falls 69-49 to the San Jose SaberCats to start the season 0-5. This is not only the worst start in franchise history but also the longest losing streak.

JUNE 9, 2007: The Storm defeat the Philadelphia Soul 69-59 on Bill Currie Ford Field to clinch a playoff birth. It is the 20th playoff appearance for the franchise, most in the Arena Football League. Lawrence Samuels break the 1,000 yard barrier as the Storm become the first team in 2007 with three 1,000 yard receivers and only the third team in AFL history to accomplish that feat.

JUNE 23, 2007: With two touchdowns on the ground against Austin, Torrance Marshall sets a franchise single season mark with 17 touchdowns in a season. Head Coach Tim Marcum wins his 190th career ball game and 135th with the Storm.

JUNE 30, 2007: Storm return to the playoffs against the Columbus Destroyers in what is the 300th game in franchise history.

DECEMBER 7, 2007: Dr. Bob Nucci purchases a controlling interest in the Tampa Bay Storm, providing the Storm with local ownership. Nucci impact is immediately felt as he upgrades the offices and marketing efforts.

MAY 31, 2008: Wide Receiver Lawrence Samuels hauls in the 992nd reception of his career to surpass Barry Wagner and become the AFL's all-time leader in career receptions in a 56-55 loss to the Force in Georgia.

JUNE 14, 2008: Lawrence Samuels catches the 1,000th pass of his career becoming only the sixth player in professional football history to accomplish this feat. Kick returner Sedrick Robinson surpasses Hunkie Cooper to become the AFL's all-time leader in kickoff return yards...the following week he would surpass 10,000 career kickoff return yards.

JUNE 21, 2008: Despite defeating the Los Angeles Avengers 72-47 to finish the season 8-8, the team fails to make the playoffs for only the second time in its history.

MARCH 26, 2010: New ownership is introduced at half time of the Orlando vs. Tampa Bay scrimmage. The group is led by Todd Boren and his three partners Michael O'Quinn, Steven Jones and Robert Dison. The Storm went on to thump the Predators 40-16.

MAY 1, 2010: Former head coach Tim Marcum wins his 200th career game as the Tampa Bay Storm defeat the Arizona Rattlers 62-61 as the Rattlers failed to convert a two-point conversion as time expired.

JUNE 25, 2010: In a 78-39 Storm victory over the Bossier-Shreveport Battle Wings wide receiver Hank Edwards becomes the first receiver in franchise history to break the 200-yards receiving barrier with a 10 reception performance for 209 yards. The week prior, Edwards set a career high with 14 receptions for 195 yards. That is the best two-game total in franchise history for a wide receiver.

JULY 24, 2010: Quarterback Brett Dietz throws three touchdown passes against the Alabama Vipers. He becomes the first quarterback in franchise history to reach 100 touchdown passes in a season and the sixth player in AFL history to reach that mark. He would finish the season with 106 touchdowns.

JULY 31, 2010: Storm wide receiver DeAndrew Rubin has the biggest game in franchise history for a receiver as he records a team record 17 receptions for 245 yards. The 245 yards were the single highest total of any game that season in the AFL. Dietz passes for 398 yards to break the 5,000 yard barrier on the season, making him the first quarterback in team history to do so. He finished the season with 5,054 yards.

AUGUST 20, 2010: The franchise participates in a League leading ninth ArenaBowl, however the Spokane Shock defeat the Storm denying the team its sixth championship.

JANUARY 13, 2011: Tampa Bay Sports & Entertainment Football, LLC, a subsidiary of Tampa Bay Sports and Entertainment LLC, under the leadership of chairman Jeff Vinik, announced the purchase of the Tampa Bay Storm. TBSE LLC, a company controlled by Jeff Vinik, closed on its purchase of the Tampa Bay Lightning, the leasehold rights to the St. Pete Times Forum and ownership of adjacent real estate on March 3, 2010.

MARCH 16, 2012: Tampa Bay defeats the Georgia Force 50-47 for its 200th regular season victory, becoming the first team in AFL history to reach that milestone.

APRIL 30, 2012: During Legends Night, the Storm honor legendary AFL Ironman Lawrence Samuels by officially retiring his No. 22 jersey.

APRIL 6, 2013: Storm WR Joe Hills has one of the greatest receiving games in Storm history. He would finish the night with 16 receptions (second-most in Storm history) for 259 receiving yards (single-game franchise record).

MAY 10, 2013: Storm QB Adrian McPherson breaks the AFL record for most rushing touchdowns by a quarterback in a single season with his 23rd rushing touchdown. McPherson would finish the season with 31 rushing touchdowns, a Storm all-time single-season record.

JULY 13, 2013: In a game versus the San Antonio Talons, Joe Hills catches three touchdowns, snapping the Storm single-season franchise record (39).

JULY 27, 2013: Joe Hills goes on to break two records in a game versus the Jacksonville Sharks, catching 11 passes for 144 yards. He would finish the regular season with 133 receptions and 1,861 receiving yards, both franchise records.

SEPTEMBER 5, 2013: Storm legend and AFL Hall of Famer Lawrence Samuels named head coach of the Tampa Bay Storm.

APRIL 10, 2015: Storm wide receiver T.T. Toliver becomes the 17th player in professional football history to reach 1,000 career receptions in a game versus the San Jose SaberCats. He joins Lawrence Samuels as one of only two Storm players to reach this milestone.



AFL FRANCHISE RANKINGS UNDER MARCUM

REGULAR SEASON WINS

| | |
|---------------------|-----|
| Tampa Bay Storm: | 143 |
| Arizona Rattlers: | 139 |
| San Jose SaberCats: | 136 |
| Orlando Predators: | 135 |
| New York Dragons: | 116 |

HIGHEST WIN % (MIN: 50 GAMES)

| | |
|---------------------|--------------|
| San Jose SaberCats: | 136-70 .660 |
| Dallas Desperados: | 71-38-1 .650 |
| Tampa Bay Storm: | 143-79 .644 |
| Arizona Rattlers: | 139-93 .626 |
| Orlando Predators: | 135-87 .608 |

PLAYOFF APPEARANCES

| | |
|---------------------|----|
| Orlando Predators: | 15 |
| Tampa Bay Storm: | 13 |
| Arizona Rattlers: | 13 |
| San Jose SaberCats: | 12 |
| New York Dragons: | 10 |

PLAYOFF WINS

| | |
|---------------------|----|
| Orlando Predators: | 18 |
| Arizona Rattlers: | 17 |
| Tampa Bay Storm: | 16 |
| San Jose SaberCats: | 15 |
| Chicago Rush: | 9 |

PLAYOFF WIN % (MIN: 5 GAMES)

| | |
|---------------------|------------|
| Philadelphia Soul: | 5-2 .714 |
| San Jose SaberCats: | 15-9 .625 |
| Tampa Bay Storm: | 16-10 .615 |
| Colorado Crush: | 6-4 .600 |
| Arizona Rattlers: | 17-12 .588 |

TOTAL HOME ATTENDANCE

| | |
|---------------------|-----------|
| Tampa Bay Storm: | 1,568,458 |
| Orlando Predators: | 1,457,253 |
| Arizona Rattlers: | 1,453,682 |
| San Jose SaberCats: | 1,417,547 |
| New York Dragons: | 1,068,412 |

STORM ACCOMPLISHMENTS UNDER TIM MARCUM



Legendary AFL head coach Tim Marcum spent 15 seasons at the helm of the flagship franchise of the Arena Football League prior to stepping down just before the start of the 2011 season. A charter member of the Arena Football League Hall of Fame, he led the Storm to five ArenaBowls, winning three. Under his stewardship the team had a 143-79 regular season record, the most wins by any team during his tenure. From July 1, 1995, to June 29, 1996, his Storm club won an AFL-record 17 games in a row.

He is the winningest head coach in Arena Football history with an overall record of 211-99 (184-87 in the regular season and 27-22 in the playoffs), the leader in games coached (335; 306 – reg. and 39 post) and postseason victories (27). During his career he won seven ArenaBowl Championships and coached in 11 of the league's 23 ArenaBowls. He is the only coach in AFL history to have led three different teams to ArenaBowl Championships.

A two-time recipient of the AFL Coach of the Year Award (1987 and 1998), Marcum oversaw the Tampa Bay Storm's development as the league's flagship franchise. He was the first coach in AFL history to reach the milestones of 100 and 200 career victories. Incredibly, Marcum's AFL clubs have advanced to the postseason in 19 of 21 seasons.

Like his father, the Snyder, TX, native began his coaching career in the high schools of West Texas. He landed his first collegiate job at Ranger College, and in 1979, guided the school to the Junior College National Championship with an 11-0 record. As a prelude to his arrival in the Arena League, Marcum's junior college champions averaged nearly 35 points per game.

In 1980, Marcum left Ranger and joined the coaching staff at Rice University as an assistant coach. From there he made his entrance into the professional coaching ranks, joining the San Antonio Gunslingers of the USFL as linebackers coach in 1984. Marcum was named the team's defensive coordinator the following season.

Marcum began his Arena Football career in 1987 as head coach of the Denver Dynamite during the league's inaugural season. Marcum led the Dynamite to a 5-2 overall record and won the league's first championship. The following season he took his act to Detroit, and the results remained the same. He won back-to-back titles with the Drive in 1988 and 1989.

In 1990 he joined Steve Spurrier at Florida as the linebacker coach. The coaching carousel continued, as Marcum was hired as the assistant head coach of the New York Knights of the World League of American Football the following season.

After his foray in the World League, Marcum returned to coach the Detroit Drive for three more seasons and returned the club to the league's elite by winning ArenaBowl VI in 1992. Marcum's five-year tenure in Detroit resulted in three ArenaBowl championships and a 50-10 overall record.

Once again Marcum left the AFL coaching ranks to serve as a defensive assistant with the Atlanta Falcons of the National Football League. After the 1994 NFL season Storm owner Woody Kern lured him to Tampa. During the AFL's one-year hiatus in 2009, Marcum assisted then Tampa Bay Buccaneers defensive coordinator Jim Bates as a consultant.


Marcum is a recipient of the Founder's Award presented by the Arena Football League in 2001 and the Outstanding Achievement Award presented by American Football Coaches Association in 2004. He has coached a number of fellow Arena Football Hall of Famers, including Sylvester Bembery, Dwayne Dixon, Jay Gruden, George LaFrance, Joe March, Gary Mullen, Tate Randle, Alvin Rettig, John Roehlk and Stevie Thomas.

Marcum honed his football skills while playing quarterback at McMurry University under head coach Grant Teaff. A starting quarterback for the Indians in 1965 and 1966, Marcum held for many years the school record for yards in a game with 328. Marcum, who transferred to McMurry in the fall of 1963 from Texas A&M, was a 2001 inductee into the McMurry University Athletic Hall of Honor.

Marcum passed away this offseason and will be remembered by all. He is survived by his wife Lynn, who has two daughters, Kendra and Carly, his two daughters, Mitzi and Michelle, and three grandchildren, Austin, Bryce and Max.

TIM MARCUM OVER THE SEASONS

| | |
|-------------------------------|---|
| OVERALL RECORD: | 156-87, (.642) |
| REGULAR SEASON: | 140-77, (.645) |
| PLAYOFFS: | 16-10, (.615) |
| CHAMPIONSHIPS: | Three: IX, X & XVII |
| ARENABOWL APPEARANCES: | Six -ArenaBowl IX, X, XII, XVII and XXIII |
| PLAYOFF APPEARANCES: | 14 of 17 seasons |
| OVERALL ATTENDANCE: | 1,782,445 (14,035) |
| REGULAR SEASON: | 1,568,458 (14,130) |
| PLAYOFF: | 213,987 (13,374) |





AFL FRANCHISE RANKINGS UNDER KERN

MOST WINS

San Jose SaberCats 125
Tampa Bay Storm 124
Arizona Rattlers 121
Orlando Predators 118
New York Dragons 108

HIGHEST WIN % (MIN: 50 GAMES)

San Jose SaberCats 125-65 .658
Tampa Bay Storm 124-66 .653
Arizona Rattlers 121-69 .637
Dallas Desperados 59-34-1 .633
Orlando Predators 118-72 .621

PLAYOFF APPEARANCES

Orlando Predators 13
Tampa Bay Storm 12
San Jose SaberCats 11
Arizona Rattlers 11
New York Dragons 9

PLAYOFF WINS

Orlando Predators 17
Arizona Rattlers 17
Tampa Bay Storm 14
San Jose SaberCats 13
Chicago Rush 9

PLAYOFF WIN % (MIN: 5 GAMES)

Arizona Rattlers 17-10 .630
Colorado Crush 5-3 .625
San Jose SaberCats 13-8 .619
Tampa Bay Storm 14-9 .609
Orlando Predators 17-11 .607

TOTAL HOME ATTENDANCE

San Jose SaberCats 1,313,598
Tampa Bay Storm 1,313,280
Arizona Rattlers 1,272,665
Orlando Predators 1,267,457
New York Dragons 995,832

AVG. HOME ATT. (MIN: 25 GAMES)

Philadelphia Soul 16,070
Colorado Crush 15,236
San Jose SaberCats 13,827
Milwaukee Mustangs 13,795
Tampa Bay Storm 13,539

STORM ACCOMPLISHMENTS UNDER WOODY KERN



Kern, affectionately known as "Woody," was the former owner of the Storm. Under 13 years of stewardship the flagship franchise of the Arena Football League had much success. The Storm under his watch won three ArenaBowls (1995, 1996, and 2003) and 138-of-213 games, including the playoffs. From July 1, 1995, to June 29, 1996, his Storm club won an AFL-record 17 games in a row.

The franchise hosted ArenaBowl IX on September 1, 1995, exactly one year after he purchased the team, and attracted a league playoff record 25,087 fans to the ThunderDome for the Storm's 48-35 win over in-state rival Orlando. The following season Kern's club repeated as Arena Football champions with a 42- 38 ArenaBowl X victory over the Kurt Warner-led Iowa Barnstormers. The Storm finished the 1996 season with a then league-record 15 wins.

After suffering their first-ever losing season in 2002, the Storm roared back the following season, giving Kern his third ArenaBowl championship. Tampa Bay reeled off a 12-4 regular season record, putting together an eight game winning streak in the process, before storming through the postseason and ultimately downing the Arizona Rattlers, 43-29, in ArenaBowl XVII. The championship game was played in the St. Pete Times Forum in Tampa before 20,496 fans, the largest crowd to ever attend an ArenaBowl game in the arena and the second largest crowd to ever attend an ArenaBowl game.

A Canton, OH, native, Kern received a Bachelor of Science degree from Case-Western University in Cleveland, OH, in 1970, as he double majored in Biochemistry and Psychology. Kern received a taste of Arena Football in 1994 as owner of the Ft. Worth Calvary.

Kern's sporting interests were not limited to Arena Football. Kern purchased the Asheville (NC) Tourists in 1981 and developed the club into one of the top minor-league baseball franchises in the United States, prior to selling the club to PS&E. In addition to the Tourists, Kern's minor league baseball holdings once included teams in Walla Walla, WA; San Jose, CA; Newark, NJ; and Little Falls, NY.

A resident of Pilot Point, TX, Kern got his nickname from his grandmother during his youth. His friendly manner made him extremely popular with Storm fans, as well as the teams' players and coaches. Kern was President and CEO of PCK Management located in Denton, TX. Kern married his wife Sherri in May of 1996. His children include Jennifer, Cari, Ryan, Lindsay Jo, Blair, Bo, and Kristen.

Seasons: 13 seasons

Overall Record: 138-75, (.648)

Regular season: 124-66, (.653)

Playoffs: 14-9, (.609)

ArenaBowl Championships: Three – ArenaBowl IX, X and XVII

ArenaBowl Appearances: Four – ArenaBowl IX, X, XII and XVII

Playoff Appearances: 12 of 13 seasons

Overall attendance: 1, 516,098 (13,783)

Regular Season: 1,312,215 (13,813)

Playoff: 203,883 (13,592)

TAMPA BAY STORM LEGENDS



#20 STEVIE THOMAS

WR/LB | 1991-98


Won four ArenaBowls with Storm. Tampa Bay's all-time leader in receiving touchdowns. Number 20 is retired by team.



#7 JAY GRUDEN

QB | 1991-96

AFL Hall of Famer. Guided the Storm to four ArenaBowl Championships. One of only six players to have his number retired by Tampa Bay.



#78 SYLVESTER BEMBERY

OL/DL | 1994-99, '01

One of the top pass rushers in Storm history. Six-time All-Arena selection. Won two ArenaBowl Championships with Tampa Bay. Had Jersey retired by Storm in 2002.



#55 WILLIE WYATT

OL/DL | 1995-99, 2001


Won four ArenaBowls with the Tampa Bay Storm. Four time All-Arena selection.



#25 GEORGE LAFRANCE

OS | 1994-99

AFL Hall of Famer. Three time ArenaBowl MVP. Storm career leader in all-purpose yardage. At one time held over 30 AFL records.



#46 LES BARLEY

FB/LB | 1993-94, 1997-99

The second leading rusher all-time in the AFL and Storm history. Fifth all-time in AFL in rushing touchdowns.



#30 ANDRE BOWDEN

FB/LB | 93-94, 97-01, 03-04

Leading rusher in Storm history and fourth in AFL. Tampa Bay's all-time leader in sacks. Won three ArenaBowl Championships with the Storm.



#24 TRACEY PERKINS

QB | 1991-99

Original member of the Storm. Won four ArenaBowl Championships with Tampa Bay. Franchise all-time leader in interceptions. Had number retired by Storm.



#22 LAWRENCE SAMUELS

WR/LB | 1994-00, 2002-10

Ended his career as the AFL's all-time leading wide receiver and first player in AFL history to record 1,000 career receptions; the sixth player ever in professional football to reach that milestone. Retired as the Storm all-time leader in receptions, receiving yards, receiving touchdowns, points scored, fumble recoveries, forced fumbles and tackles. Second in all-purpose yards and interceptions. Only player in the history of the AFL to earn both MVP and Ironman of the Game honors in an ArenaBowl. Three-time ArenaBowl Champion. One of the greatest two-way players to ever play the game of Arena Football. Number was retired by team in 2012.



STORM IN THE AFL HALL OF FAME

TIM MARCUM (INDUCTED 1997)

Marcum is the AFL's all-time winningest coach and has the longest tenure in AFL history. Marcum Led the Denver Dynamite to the first ArenaBowl Championship in 1987. He proceeded to take the Detroit Drive to five ArenaBowl appearances and the Tampa Bay Storm to five ArenaBowl appearances. He has won seven titles with three teams.

GARY MULLEN (INDUCTED IN 1997)

Mullen played with the Storm during the 1994 season. He was MVP of ArenaBowl I in 1987. He played from 1987-95 with the Denver Dynamite, Los Angeles Cobras, Detroit Drive, Cincinnati Rockers and Tampa Bay before ending his career with the Milwaukee Mustangs.

JAY GRUDEN (INDUCTED 1998)

Gruden quarterbacked the Storm to four ArenaBowl Championships in six seasons. He retired from playing in 1996 as the AFL's top passer in every statistical category. He coached the Orlando Predators to three straight ArenaBowl's winning titles in 1998 and 2000. Gruden returned to the field in 2002 and quarterbacked the Predators to the AFL semifinals in 2002 and 2003 after a five-year layoff.

JOE MARCH (INDUCTED IN 2000)

March led the AFL in sacks during his rookie season and continued to dominate the line until his retirement in 1997. He began his career in Denver with 12.5 sacks in 1991 before joining the Sacramento/ Miami Franchise for two seasons. March earned three ArenaBowl rings with the Storm from 1993-96 and finished his career with Nashville in 1997. When he retired March was second all-time in sacks with 25.

GEORGE LAFRANCE (INDUCTED IN 2011)

LaFrance was a member of the Storm from 1994 to 1999. He played in three ArenaBowls with the Storm, winning two and was a member of three other ArenaBowl winning teams. He is the only three-time ArenaBowl MVP in AFL, the first player to reach 20,000 career all-purpose yards and was the AFL all-time leader in nearly every receiving and kick return category when he retired in 2000. LaFrance also played for the Detroit Drive, 1988-89 and 1991-93, and the New Jersey Red Dogs in 2000.

STEVIE THOMAS (INDUCTED 2011)

Thomas who played with the Tampa Bay Storm from 1991-1999 was a member of four ArenaBowl Championship teams with the Storm. He won five ArenaBowl Championships, four with the Storm and was named MVP in two of those games. When he retired after 2001, Thomas was the AFL's all-time leader in fumble recoveries and interceptions returned for touchdowns. His career average of 14.9 yards per catch is the highest in league history among players with at least 325 catches. He also played for Orlando in 2000 and New Jersey in 2001.

SYLVESTER BEMBERY (INDUCTED IN 2011)

Sylvester Bembery was a six-time All-Arena selection who played with Tampa Bay from 1994-99 and in 2001. He won two ArenaBowl Championships as a member of the Storm. Upon his retirement after the 2001 season he was the AFL's all-time career sacks leader. He also played for New England, Albany and Buffalo.

LAWRENCE SAMUELS (INDUCTED IN 2013)

Lawrence Samuels was a five-time All-Arena selection, and three-time ArenaBowl Champion who played with the Storm from 1994-00 and 2002-10. He ended his career as the AFL's all-time leading wide receiver and first player in AFL history to record 1,000 receptions; the sixth player ever in professional football history to reach that milestone. He was three-time All-Ironman selection and the first player to earn both MVP and Ironman of the Game honors in a championship game. He finished his Storm career as the franchise leader in receptions (967), receiving yards (11,078), receiving touchdowns (160), points scored (1,076), fumble recoveries (32), forced fumbles (20) and tackles (455.5).

ANDRE BOWDEN (INDUCTED IN 2014)

Andre Bowden was a three-time All-Arena selection and ArenaBowl Champion who played with the Storm for ten seasons (1991-93; 1997-01; 2003-04) at the fullback and linebacker positions. He ended his career as one of the "Top 25" Ironmen in AFL history. Bowden finished his Storm career as the team's all-time leader in sacks (33.0), he also ranks second all-time in fumble recoveries (14) and seventh all-time in forced fumbles (7). He finished his AFL career ranked third all-time in rushing touchdowns (103), fourth all-time in rushes (446) and ninth all-time in rushing yards (1,248). Bowden also holds the AFL postseason record for rushing attempts (79) and ranks second in League postseason history in rushing yards (228).

25 GREATEST IN 25 SEASONS

The 25 Greatest Players in AFL history, as chosen by the 25th Season Historical Committee, were revealed during the 20012 season and five Storm greats were chosen to commemorate 25 seasons of the Arena Football League.

| RANK | PLAYER | POINTS | RANK | PLAYER | POINTS |
|------|--------------------------|--------|------|-----------------------|--------|
| 1 | Barry Wagner, WR/DB | 366 | 14 | John Corker, OL/DL | 126 |
| 2 | Eddie Brown, OS | 334 | 15 | Dwayne Dixon, WR/LB | 121 |
| 3 | Aaron Garcia, QB* | 308 | 16 | Kurt Warner, QB | 117 |
| 4 | Jay Gruden, QB | 295 | 17 | Bob McMillen, FB/LB | 109 |
| 5 | Hunkie Cooper, WR/LB | 282 | 18 | Mark Grieb, QB | 104 |
| 6 | George LaFrance, OS | 253 | 19 | Darryl Hammond, WR/LB | 100 |
| 7 | Sherdrick Bonner, QB | 242 | 20 | Alvin Rettig, FB/LB | 95 |
| 8 | Clint Dolezel, QB | 210 | 21 | Durwood Roquemore, DS | 94 |
| 9 | Sam Hernandez, OL/DL | 200 | 22 | Chris Jackson, OS | 91 |
| 10 | Damian Harrell, WR | 191 | 23 | Ben Bennett, QB | 89 |
| 11 | Sylvester Bembery, OL/DL | 176 | 24 | Clevan Thomas, DB | 71 |
| 12 | Stevie Thomas, WR/LB | 159 | 25 | Gary Mullen, WR/DB | 62 |
| 13 | Kenny McEntyre, DB | 158 | | | |

*Currently active; a player received 25 points for one first-place vote, 24 points for one second-place vote, etc.

Other players who received votes were (in alphabetical order): Carl Aikens; Randy Gatewood; Tate Randle; Craig Walls; Herkie Walls

TAMPA BAY STORM ALL TIME RESULTS

| YEAR | OVERALL | REGULAR | POSTSEASON | YEAR | OVERALL | REGULAR | POSTSEASON |
|-------|---------|---------|------------|-------|----------------|----------------|--------------|
| 1987# | 4-3 | 4-2 | 0-1 | 2001 | 10-5 | 10-4 | 0-1 |
| 1988 | 6-7 | 6-6 | 0-1 | 2002 | 7-9 | 6-8 | 1-1 |
| 1989# | 4-2 | 3-1 | 1-1 | 2003* | 15-4 | 12-4 | 3-0 |
| 1990 | 3-6 | 3-5 | 0-1 | 2004 | 9-8 | 9-7 | 0-1 |
| 1991* | 10-2 | 8-2 | 2-0 | 2005 | 10-7 | 10-6 | 0-1 |
| 1992 | 10-2 | 9-1 | 1-1 | 2006 | 7-9 | 7-9 | 0-0 |
| 1993* | 12-3 | 9-3 | 3-0 | 2007 | 9-8 | 9-7 | 0-1 |
| 1994 | 7-6 | 7-5 | 0-1 | 2008 | 8-8 | 8-8 | 0-0 |
| 1995* | 13-2 | 10-2 | 3-0 | 2010# | 13-6 | 11-5 | 2-1 |
| 1996* | 15-2 | 12-2 | 3-0 | 2011 | 7-11 | 7-11 | 0-0 |
| 1997 | 9-7 | 8-6 | 1-1 | 2012 | 8-10 | 8-10 | 0-0 |
| 1998# | 14-3 | 12-2 | 2-1 | 2013 | 7-12 | 7-11 | 0-1 |
| 1999 | 11-4 | 11-3 | 0-1 | 2014 | 8-10 | 8-10 | 0-0 |
| 2000 | 9-7 | 8-6 | 1-1 | 2015 | 7-11 | 7-11 | 0-0 |
| | | | | 2016 | 2-15 | 2-14 | 0-1 |
| | | | | TOTAL | 254-189 (.573) | 231-171 (.575) | 23-18 (.561) |

* ArenaBowl Champions

ArenaBowl Runner-up



SEASON BY SEASON

1987

HEAD COACH: JOE HAERING
OVERALL RECORD: 4-3 (4-2, 0-1)

| | | | | |
|------|--------------|---|-------|--------|
| 6/19 | WASHINGTON | W | 48-46 | 12,177 |
| 6/26 | @ CHICAGO | W | 60-23 | 5,094 |
| 7/02 | CHICAGO | W | 49-14 | 13,587 |
| 7/11 | @ DENVER | W | 49-32 | 12,634 |
| 7/17 | DENVER | L | 31-32 | 14,644 |
| 7/23 | @ WASHINGTON | L | 31-52 | 10,866 |

ARENABOWL I

| | | | | |
|------|--------|---|-------|--------|
| 8/01 | DENVER | L | 16-45 | 13,232 |
|------|--------|---|-------|--------|

1988

HEAD COACH: JOE HAERING
OVERALL RECORD: 6-7 (6-6, 0-1)

| | | | | |
|------|---------------|---|-------|--------|
| 4/28 | @ DETROIT | W | 57-51 | 16,752 |
| 5/07 | NEW ENGLAND | W | 82-26 | 8,212 |
| 5/16 | LOS ANGELES | W | 61-43 | 10,137 |
| 5/21 | @ LOS ANGELES | L | 32-66 | 6,236 |
| 5/27 | NEW YORK | W | 46-36 | 7,587 |
| 6/02 | @ DETROIT | L | 25-30 | 15,046 |
| 6/11 | @ NEW ENGLAND | W | 45-39 | 2,171 |
| 6/20 | @ CHICAGO | L | 25-46 | 8,811 |
| 6/24 | CHICAGO | L | 47-54 | 8,234 |
| 7/01 | DETROIT | L | 9-28 | 6,115 |
| 7/11 | @ NEW YORK | W | 44-28 | 7,484 |
| 7/16 | NEW ENGLAND | L | 34-44 | 7,730 |

1988 PLAYOFFS

| | | | | |
|------|-----------|---|-------|--------|
| 7/22 | @ DETROIT | L | 25-34 | 15,135 |
|------|-----------|---|-------|--------|

1989

HEAD COACH: JOE HAERING
OVERALL RECORD: 4-2 (3-1, 1-1)

| | | | | |
|------|--------------|---|-------|-------|
| 7/14 | DENVER | W | 28-18 | 4,373 |
| 7/22 | VS. CHICAGO* | W | 47-38 | 7,182 |
| 7/28 | VS. DETROIT* | L | 34-61 | 3,412 |
| 8/05 | @ MARYLAND | W | 50-30 | 4,512 |

1989 PLAYOFFS

| | | | | |
|------|-------------|---|-------|-------|
| 8/12 | VS. DENVER* | W | 39-37 | 5,417 |
|------|-------------|---|-------|-------|

ARENABOWL III

| | | | | |
|------|-----------|---|-------|--------|
| 8/18 | @ DETROIT | L | 26-39 | 19,875 |
|------|-----------|---|-------|--------|

*GAME PLAYED AT A NEUTRAL ARENA

1990

HEAD COACH: JOE HAERING
OVERALL RECORD: 3-6 (3-5, 0-1)

| | | | | |
|------|--------------|---|------------|--------|
| 6/06 | DETROIT | L | 35-43 | 5,837 |
| 6/16 | @ DALLAS | L | 35-40 | 11,883 |
| 6/22 | WASHINGTON | W | 55-32 | 5,297 |
| 6/29 | DENVER | L | 45-47 | 4,869 |
| 7/06 | @ DENVER | L | 29-38 | 9,414 |
| 7/14 | ALBANY | W | 27-24 | 4,523 |
| 7/21 | @ WASHINGTON | W | 30-23 (OT) | 3,760 |
| 7/27 | @ DETROIT | L | 33-40 | 15,768 |

1990 PLAYOFFS

| | | | | |
|------|-----------|---|-------|--------|
| 8/06 | @ DETROIT | L | 30-61 | 15,874 |
|------|-----------|---|-------|--------|

1991

HEAD COACH: FRAN CURCI
OVERALL RECORD: 10-2 (8-2, 2-0)
ARENABOWL V CHAMPIONS

| | | | | |
|------|---------------|---|-------|--------|
| 6/01 | ORLANDO | L | 38-51 | 10,354 |
| 6/08 | @ COLUMBUS | W | 53-12 | 3,000 |
| 6/15 | @ NEW ORLEANS | W | 27-17 | 8,834 |
| 6/22 | DALLAS | W | 56-48 | 15,017 |
| 6/29 | ALBANY | W | 57-53 | 13,961 |
| 7/08 | @ DETROIT | W | 38-29 | 13,410 |
| 7/13 | DENVER | W | 30-13 | 24,445 |
| 7/19 | @ DENVER | L | 34-51 | 7,113 |
| 7/27 | @ ORLANDO | W | 26-16 | 13,680 |
| 8/02 | NEW ORLEANS | W | 62-19 | 21,692 |

1991 PLAYOFFS

| | | | | |
|------|--------|---|-------|--------|
| 8/10 | DENVER | W | 40-13 | 18,485 |
|------|--------|---|-------|--------|

ARENABOWL V

| | | | | |
|------|-----------|---|-------|--------|
| 8/17 | @ DETROIT | W | 48-42 | 20,357 |
|------|-----------|---|-------|--------|

1992

HEAD COACH: LARY KUHARICH
OVERALL RECORD: 10-2 (9-1, 1-1)

| | | | | |
|------|---------------|---|-------|--------|
| 5/29 | @ ORLANDO | W | 39-32 | 11,312 |
| 6/06 | NEW ORLEANS | W | 64-60 | 16,123 |
| 6/12 | @ CHARLOTTE | W | 39-37 | 14,093 |
| 6/20 | CLEVELAND | W | 35-24 | 20,335 |
| 6/27 | @ DALLAS | W | 49-37 | 6,238 |
| 7/02 | ORLANDO | L | 33-48 | 20,091 |
| 7/11 | @ ARIZONA | W | 59-28 | 15,505 |
| 7/18 | ALBANY | W | 62-42 | 22,464 |
| 7/25 | @ NEW ORLEANS | W | 53-14 | 9,021 |
| 8/01 | CHARLOTTE | W | 39-32 | 21,249 |

1992 PLAYOFFS

| | | | | |
|------|------------|---|------------|--------|
| 8/09 | CINCINNATI | W | 41-36 | 20,231 |
| 8/15 | @ ORLANDO | L | 21-24 (OT) | 13,680 |

1993

HEAD COACH: LARY KUHARICH
OVERALL RECORD: 12-3 (9-3, 3-0)
ARENABOWL VII CHAMPIONS

| | | | | |
|------|-------------|---|-------|--------|
| 5/15 | CLEVELAND | W | 50-14 | 18,486 |
| 5/21 | @ ORLANDO | L | 34-46 | 13,680 |
| 5/28 | @ MIAMI | W | 29-22 | 6,817 |
| 6/05 | CHARLOTTE | W | 52-19 | 20,532 |
| 6/12 | @ ARIZONA | W | 63-33 | 15,505 |
| 6/19 | ORLANDO | L | 45-46 | 28,746 |
| 6/26 | @ ALBANY | W | 36-33 | 11,679 |
| 7/02 | CINCINNATI | W | 61-51 | 16,236 |
| 7/09 | @ CHARLOTTE | L | 38-40 | 6,321 |
| 7/17 | MIAMI | W | 65-46 | 19,378 |
| 7/24 | ALBANY | W | 48-26 | 19,438 |
| 7/30 | @ CLEVELAND | W | 50-13 | 7,123 |

1993 PLAYOFFS

| | | | | |
|------|-----------|---|-------|--------|
| 8/06 | ALBANY | W | 48-34 | 21,111 |
| 8/14 | @ ORLANDO | W | 55-52 | 13,680 |

ARENABOWL VII

| | | | | |
|------|-----------|---|-------|--------|
| 8/21 | @ DETROIT | W | 51-31 | 12,989 |
|------|-----------|---|-------|--------|

1994

HEAD COACH: LARY KUHARICH
OVERALL RECORD: 7-6 (7-5, 0-1)

| | | | | |
|------|---------------|---|-------|--------|
| 5/21 | CHARLOTTE | L | 39-44 | 16,150 |
| 5/28 | @ ALBANY | L | 45-71 | 11,882 |
| 6/04 | FT. WORTH | W | 58-45 | 14,995 |
| 6/11 | @ CLEVELAND | W | 40-33 | 4,127 |
| 6/25 | MIAMI | W | 47-32 | 19,031 |
| 7/01 | @ ORLANDO | L | 40-61 | 14,015 |
| 7/09 | MILWAUKEE | W | 69-35 | 20,266 |
| 7/18 | @ FORT WORTH | W | 53-43 | 3,103 |
| 7/23 | MASSACHUSETTS | W | 51-50 | 18,007 |
| 7/30 | @ ARIZONA | L | 21-48 | 15,505 |
| 8/06 | @ LAS VEGAS | L | 58-63 | 8,941 |
| 8/13 | ORLANDO | W | 40-39 | 20,819 |

1994 PLAYOFFS

| | | | | |
|------|-----------------|---|-------|-------|
| 8/20 | @ MASSACHUSETTS | L | 51-58 | 6,858 |
|------|-----------------|---|-------|-------|

1995

HEAD COACH: TIM MARCUM
OVERALL RECORD: 13-2 (10-2, 3-0)
ARENABOWL IX CHAMPIONS

| | | | | |
|------|---------------|---|-------|--------|
| 5/13 | @ MIAMI | W | 58-43 | 6,978 |
| 5/27 | CHARLOTTE | W | 34-16 | 12,426 |
| 6/02 | @ LAS VEGAS | W | 69-55 | 4,212 |
| 6/10 | MIAMI | W | 54-7 | 13,114 |
| 6/17 | @ ALBANY | L | 36-42 | 11,801 |
| 6/24 | LAS VEGAS | L | 37-38 | 13,022 |
| 7/01 | MEMPHIS | W | 68-32 | 14,209 |
| 7/08 | @ CONNECTICUT | W | 38-32 | 7,521 |
| 7/14 | @ ORLANDO | W | 51-34 | 15,638 |
| 7/21 | CONNECTICUT | W | 60-32 | 12,825 |
| 7/29 | ORLANDO | W | 44-20 | 24,055 |
| 8/04 | @ MILWAUKEE | W | 56-27 | 16,147 |

1995 PLAYOFFS

| | | | | |
|------|---------|---|-------|--------|
| 8/12 | MEMPHIS | W | 53-41 | 9,082 |
| 8/18 | ALBANY | W | 56-49 | 11,288 |

ARENABOWL IX

| | | | | |
|------|---------|---|-------|--------|
| 9/01 | ORLANDO | W | 48-35 | 25,087 |
|------|---------|---|-------|--------|

1996

HEAD COACH: TIM MARCUM
OVERALL RECORD: 15-2 (12-2, 3-0)
ARENABOWL X CHAMPIONS

| | | | | |
|------|-------------|---|------------|--------|
| 4/26 | @ ST. LOUIS | W | 57-38 | 6,335 |
| 5/11 | TEXAS | W | 62-27 | 14,178 |
| 5/18 | ORLANDO | W | 63-42 | 16,444 |
| 5/24 | @ MINNESOTA | W | 41-16 | 7,781 |
| 6/01 | SAN JOSE | W | 36-22 | 14,663 |
| 6/08 | FLORIDA | W | 55-47 | 14,117 |
| 6/15 | @ ANAHEIM | W | 34-28 | 14,102 |
| 6/22 | @ MEMPHIS | W | 43-12 | 3,363 |
| 6/29 | CHARLOTTE | L | 53-66 | 15,492 |
| 7/06 | @ FLORIDA | W | 39-36 | 3,663 |
| 7/12 | ALBANY | W | 65-52 (OT) | 13,202 |
| 7/19 | @ ORLANDO | L | 39-40 | 16,236 |
| 7/27 | ARIZONA | W | 69-48 | 16,211 |
| 8/02 | @ TEXAS | W | 42-30 | 9,750 |

1996 PLAYOFFS

| | | | | |
|------|---------|---|-------|--------|
| 8/09 | ANAHEIM | W | 30-16 | 13,021 |
| 8/16 | ARIZONA | W | 55-54 | 13,572 |

ARENABOWL X

| | | | | |
|------|--------|---|-------|--------|
| 8/26 | @ IOWA | W | 42-38 | 11,411 |
|------|--------|---|-------|--------|

1997

HEAD COACH: TIM MARCUM
OVERALL RECORD: 9-7 (8-6, 1-1)

| | | | | |
|------|-------------|---|-------|--------|
| 5/03 | @ ARIZONA | W | 42-30 | 14,653 |
| 5/10 | FLORIDA | W | 38-19 | 11,222 |
| 5/17 | ORLANDO | L | 17-43 | 14,179 |
| 5/23 | @ NASHVILLE | W | 42-26 | 11,875 |
| 5/30 | MILWAUKEE | L | 41-52 | 9,888 |
| 6/07 | @ ALBANY | L | 31-53 | 9,384 |
| 6/14 | NEW JERSEY | L | 28-44 | 11,488 |
| 6/24 | NEW YORK | W | 27-9 | 11,461 |
| 6/27 | @ ORLANDO | L | 30-54 | 16,529 |
| 7/05 | @ TEXAS | W | 40-31 | 4,026 |
| 7/12 | ANAHEIM | W | 68-43 | 13,542 |
| 7/19 | IOWA | L | 38-61 | 11,818 |
| 7/26 | FLORIDA | W | 48-22 | 12,460 |
| 8/02 | @ SAN JOSE | W | 58-34 | 15,248 |

1997 PLAYOFFS

| | | | | |
|------|-------------|---|------------|--------|
| 8/10 | @ NASHVILLE | W | 52-49 | 10,214 |
| 8/16 | @ ARIZONA | L | 46-49 (OT) | 15,749 |

1998

HEAD COACH: TIM MARCUM
OVERALL RECORD: 14-3 (12-2, 2-1)

| | | | | |
|------|----------------|---|-------|--------|
| 5/01 | @ SAN JOSE | W | 45-23 | 14,028 |
| 5/09 | NASHVILLE | L | 52-54 | 9,336 |
| 5/16 | HOUSTON | W | 56-25 | 10,900 |
| 5/23 | @ FLORIDA | W | 44-29 | 2,062 |
| 5/30 | @ NEW JERSEY | W | 81-42 | 9,583 |
| 6/06 | NEW YORK | W | 65-33 | 12,945 |
| 6/12 | @ ORLANDO | W | 42-34 | 15,948 |
| 6/20 | ALBANY | W | 63-42 | 10,297 |
| 6/27 | ORLANDO | W | 56-30 | 14,125 |
| 7/02 | @ HOUSTON | W | 62-46 | 3,691 |
| 7/12 | FLORIDA | W | 59-18 | 11,005 |
| 7/17 | @ NASHVILLE | L | 43-49 | 16,121 |
| 7/25 | IOWA | W | 71-44 | 14,007 |
| 8/01 | @ GRAND RAPIDS | W | 55-44 | 10,021 |

1998 PLAYOFFS

| | | | | |
|------|------------|---|-------|--------|
| 8/08 | SAN JOSE | W | 65-46 | 11,001 |
| 8/14 | NEW JERSEY | W | 49-23 | 10,051 |

ARENABOWL XII

| | | | | |
|------|---------|---|-------|--------|
| 8/23 | ORLANDO | L | 31-62 | 17,222 |
|------|---------|---|-------|--------|

1999

HEAD COACH: TIM MARCUM
OVERALL RECORD: 11-4 (11-3, 0-1)

| | | | | |
|------|----------------|---|-------|--------|
| 4/24 | ALBANY | L | 42-49 | 10,436 |
| 4/29 | @ MILWAUKEE | W | 49-42 | 13,006 |
| 5/15 | FLORIDA | W | 43-12 | 9,673 |
| 5/22 | NASHVILLE | W | 41-34 | 8,689 |
| 5/28 | @ NASHVILLE | W | 43-32 | 12,080 |
| 6/05 | @ GRAND RAPIDS | L | 44-46 | 8,679 |
| 6/12 | @ ORLANDO | W | 63-37 | 15,101 |
| 6/19 | ARIZONA | L | 41-60 | 10,636 |
| 6/25 | @ FLORIDA | W | 57-35 | 5,682 |
| 7/02 | @ BUFFALO | W | 59-14 | 9,442 |
| 7/11 | ORLANDO | W | 47-28 | 11,777 |
| 7/17 | NEW JERSEY | W | 55-31 | 11,247 |
| 7/24 | @ SAN JOSE | W | 52-48 | 14,128 |
| 8/02 | NEW ENGLAND | W | 54-20 | 12,410 |

1999 PLAYOFFS

| | | | | |
|------|---------|---|-------|--------|
| 8/07 | ORLANDO | L | 19-41 | 10,706 |
|------|---------|---|-------|--------|

2000

HEAD COACH: TIM MARCUM
OVERALL RECORD: 9-7 (8-6, 1-1)

| | | | | |
|------|----------------|---|-------|--------|
| 4/15 | NEW ENGLAND | L | 26-41 | 11,224 |
| 4/22 | @ FLORIDA | L | 30-31 | 3,010 |
| 4/29 | @ ALBANY | L | 34-67 | 9,644 |
| 5/03 | CAROLINA | W | 50-29 | 10,546 |
| 5/12 | @ ORLANDO | L | 43-44 | 13,342 |
| 5/18 | NEW JERSEY | W | 40-26 | 8,741 |
| 5/25 | @ IOWA | L | 34-52 | 9,133 |
| 6/04 | FLORIDA | W | 77-26 | 12,417 |
| 6/17 | NASHVILLE | W | 40-30 | 12,645 |
| 6/24 | @ GRAND RAPIDS | W | 74-54 | 9,177 |
| 7/01 | ORLANDO | W | 50-36 | 14,047 |
| 7/08 | MILWAUKEE | L | | |



SEASON BY SEASON

2003

HEAD COACH: TIM MARCUM
OVERALL RECORD: 15-4 (12-4, 3-0)

ARENABOWL XVII CHAMPIONS

| | | | | |
|------|----------------|---|------------|--------|
| 1/31 | CAROLINA | W | 60-20 | 8,354 |
| 2/09 | AT ORLANDO | L | 51-54 | 13,521 |
| 2/17 | @ LAS VEGAS | L | 55-61 (OT) | 12,521 |
| 2/23 | @ GRAND RAPIDS | W | 58-56 | 8,031 |
| 3/02 | DETROIT | W | 62-60 | 15,434 |
| 3/08 | BUFFALO | W | 52-27 | 15,848 |
| 3/16 | ORLANDO | W | 52-32 | 15,054 |
| 3/23 | @ INDIANA | W | 41-20 | 9,457 |
| 3/28 | ARIZONA | W | 68-39 | 12,209 |
| 4/06 | GEORGIA | W | 58-39 | 12,374 |
| 4/11 | @ CAROLINA | W | 48-45 (OT) | 6,121 |
| 4/20 | COLORADO | L | 45-49 | 9,404 |
| 4/27 | @ NEW YORK | W | 58-45 | 9,767 |
| 5/04 | @ DALLAS | W | 67-64 | 10,368 |
| 5/11 | SAN JOSE | L | 34-47 | 11,024 |
| 5/18 | @ GEORGIA | W | 42-38 | 8,066 |

2003 PLAYOFFS

| | | | | |
|------|---------|---|-------|--------|
| 5/31 | DETROIT | W | 52-48 | 12,322 |
| 6/07 | ORLANDO | W | 60-50 | 14,028 |

ARENABOWL XVII

| | | | | |
|------|---------|---|-------|--------|
| 6/22 | ARIZONA | W | 43-29 | 20,496 |
|------|---------|---|-------|--------|

2004

HEAD COACH: TIM MARCUM
OVERALL RECORD: 9-8 (9-7, 0-1)

| | | | | |
|------|---------------|---|------------|--------|
| 2/08 | ORLANDO | W | 52-41 | 15,404 |
| 2/13 | GEORGIA | L | 62-70 | 14,104 |
| 2/22 | @ AUSTIN | L | 48-56 | 12,407 |
| 2/29 | PHILADELPHIA | W | 40-37 | 16,844 |
| 3/07 | @ NEW ORLEANS | L | 43-55 | 14,837 |
| 3/14 | NEW YORK | L | 35-40 | 13,904 |
| 3/21 | @ CAROLINA | L | 43-54 | 5,212 |
| 3/27 | @ GEORGIA | W | 53-24 | 10,322 |
| 4/04 | SAN JOSE | L | 56-62 | 12,204 |
| 4/11 | @ CHICAGO | L | 36-51 | 11,412 |
| 4/18 | AUSTIN | W | 58-52 (OT) | 12,304 |
| 4/25 | @ COLUMBUS | W | 46-36 | 15,108 |
| 5/02 | @ ORLANDO | W | 63-58 | 13,714 |
| 5/09 | LOS ANGELES | W | 63-55 | 12,778 |
| 5/23 | NEW ORLEANS | W | 59-51 | 17,244 |
| 5/30 | @ DALLAS | W | 59-57 | 7,836 |

2004 PLAYOFFS

| | | | | |
|------|------------|---|-------|--------|
| 6/05 | @ SAN JOSE | L | 52-56 | 11,130 |
|------|------------|---|-------|--------|

2005

HEAD COACH: TIM MARCUM
OVERALL RECORD: 10-7 (10-6, 0-1)

| | | | | |
|------|----------------|---|------------|--------|
| 1/30 | SAN JOSE | W | 63-33 | 13,005 |
| 2/06 | AUSTIN | W | 62-45 | 10,104 |
| 2/11 | @ ORLANDO | L | 46-61 | 14,478 |
| 2/25 | @ NEW ORLEANS | L | 42-48 (OT) | 16,503 |
| 3/06 | GRAND RAPIDS | W | 70-50 | 16,384 |
| 3/13 | ARIZONA | W | 59-56 | 16,004 |
| 3/20 | @ PHILADELPHIA | L | 63-69 | 16,542 |
| 3/26 | @ LOS ANGELES* | L | 28-59 | 12,819 |
| 4/02 | GEORGIA* | W | 48-38 | 15,114 |
| 4/09 | ORLANDO | W | 54-42 | 18,794 |
| 4/17 | @ AUSTIN | W | 54-42 | 12,581 |
| 4/24 | @ NASHVILLE | L | 21-37 | 8,026 |
| 4/30 | NEW ORLEANS | W | 47-36 | 16,501 |
| 5/08 | @ GEORGIA | L | 40-52 | 10,477 |
| 5/15 | NEW YORK | W | 61-58 | 18,244 |
| 5/22 | @ COLUMBUS | W | 78-53 | 12,990 |

2005 PLAYOFFS

| | | | | |
|------|-----------|---|-------|--------|
| 5/29 | @ GEORGIA | L | 46-62 | 10,579 |
|------|-----------|---|-------|--------|

*GAMES COACHED BY DAVE EWART

2006

HEAD COACH: TIM MARCUM
OVERALL RECORD: 7-9 (7-9, 0-0)

| | | | | |
|------|-----------------|---|------------|--------|
| 1/29 | @ PHILADELPHIA* | L | 34-52 | 14,115 |
| 2/3 | @ GRAND RAPIDS* | W | 51-43 | 7,714 |
| 2/10 | GEORGIA* | W | 61-60 | 16,751 |
| 2/19 | ORLANDO | L | 64-67 (OT) | 14,692 |
| 2/25 | AUSTIN | W | 58-48 | 15,622 |
| 3/5 | @ KANSAS CITY | W | 69-59 | 15,227 |
| 3/12 | DALLAS | L | 35-64 | 13,114 |
| 3/18 | NEW YORK | W | 60-44 | 13,274 |
| 3/26 | @ GEORGIA | L | 51-61 | 12,032 |
| 4/1 | UTAH | W | 56-41 | 13,404 |
| 4/7 | SAN JOSE | L | 43-52 | 14,566 |
| 4/15 | @ AUSTIN | L | 59-60 | 10,394 |
| 4/22 | @ ORLANDO | L | 13-52 | 15,920 |
| 4/29 | KANSAS CITY | W | 58-42 | 17,143 |
| 5/6 | @ COLUMBUS | L | 48-51 | 14,357 |
| 5/13 | @ NASHVILLE | L | 50-66 | 9,713 |

*GAMES COACHED BY DAVE EWART

2007

HEAD COACH: TIM MARCUM
OVERALL RECORD: 9-8 (9-7, 0-1)

| | | | | |
|------|----------------|---|-------|--------|
| 3/02 | ORLANDO | L | 27-52 | 15,619 |
| 3/10 | @ DALLAS | L | 40-59 | 13,805 |
| 3/17 | GEORGIA | L | 47-61 | 13,664 |
| 3/23 | NEW YORK | L | 52-59 | 13,134 |
| 3/31 | @ SAN JOSE | L | 49-69 | 13,916 |
| 4/07 | NEW ORLEANS | W | 66-41 | 16,644 |
| 4/14 | @ ORLANDO | L | 37-61 | 15,303 |
| 4/29 | COLUMBUS | W | 34-32 | 15,303 |
| 5/06 | @ AUSTIN | W | 66-45 | 13,110 |
| 5/12 | @ LOS ANGELES | W | 40-37 | 12,439 |
| 5/18 | ARIZONA | W | 59-50 | 16,044 |
| 5/26 | @ GEORGIA | L | 38-52 | 10,749 |
| 6/02 | @ NEW ORLEANS | W | 61-55 | 16,821 |
| 6/09 | PHILADELPHIA | W | 69-59 | 17,654 |
| 6/16 | @ GRAND RAPIDS | W | 69-40 | 6,115 |
| 6/23 | AUSTIN | W | 55-51 | 18,244 |

2007 PLAYOFFS

| | | | | |
|------|----------|---|-------|--------|
| 6/30 | COLUMBUS | L | 56-55 | 10,221 |
|------|----------|---|-------|--------|

2008

HEAD COACH: TIM MARCUM
OVERALL RECORD: 8-8 (8-8, 0-0)

| | | | | |
|------|----------------|---|-------|--------|
| 3/01 | @ KANSAS CITY | W | 51-49 | 13,356 |
| 3/07 | GEORGIA | W | 69-48 | 18,194 |
| 3/16 | @ NEW ORLEANS | L | 55-76 | 13,011 |
| 3/29 | @ PHILADELPHIA | L | 51-59 | 16,179 |
| 4/05 | @ COLUMBUS | L | 49-51 | 14,266 |
| 4/13 | ARIZONA | L | 62-63 | 16,413 |
| 4/18 | NEW YORK | L | 47-66 | 17,104 |
| 4/26 | @ ORLANDO | W | 48-41 | 13,365 |
| 5/05 | CHICAGO | L | 46-51 | 14,491 |
| 5/09 | NEW ORLEANS | W | 41-37 | 16,934 |
| 5/16 | @ GRAND RAPIDS | W | 58-50 | 7,205 |
| 5/23 | CLEVELAND | W | 58-48 | 15,976 |
| 5/31 | @ GEORGIA | L | 55-56 | 10,400 |
| 6/07 | ORLANDO | W | 71-61 | 17,344 |
| 6/14 | @ SAN JOSE | L | 70-73 | 14,042 |
| 6/21 | LOS ANGELES | W | 72-47 | 17,891 |

2010

HEAD COACH: TIM MARCUM
OVERALL RECORD: 13-6 (11-5, 2-1)

| | | | | |
|------|----------------------|---|-------|---------|
| 4/03 | @ TULSA | L | 58-69 | 6,888 |
| 4/16 | DALLAS | W | 54-41 | 14,122 |
| 4/25 | @ MILWAUKEE | L | 61-72 | 4,049 |
| 5/01 | ARIZONA | W | 62-61 | 12,874 |
| 5/07 | JACKSONVILLE | L | 43-46 | 14,201 |
| 5/15 | @ BOSSIER-SHREVEPORT | W | 48-44 | 4,784 |
| 5/28 | @ ORLANDO | W | 62-50 | 10,924 |
| 6/05 | OKLAHOMA CITY | W | 50-48 | 16,200 |
| 6/11 | @ ALABAMA | W | 61-55 | 5,994 |
| 6/19 | @ UTAH | W | 65-40 | 4,925 |
| 6/25 | BOSSIER-SHREVEPORT | W | 78-39 | 15,808 |
| 7/02 | CHICAGO | W | 68-60 | 15,704 |
| 7/09 | @ DALLAS | W | 56-34 | 5,009 |
| 7/17 | @ JACKSONVILLE | L | 47-49 | 13,011 |
| 7/24 | ALABAMA | W | 53-29 | 15,685 |
| 7/31 | ORLANDO | L | 60-75 | 17,302* |

2010 PLAYOFFS

| | | | | |
|------|---------|---|-------|--------|
| 8/07 | @ TULSA | W | 68-36 | 5,964 |
| 8/14 | ORLANDO | W | 63-62 | 10,104 |

ARENABOWL XXIII

| | | | | |
|------|-----------|---|-------|--------|
| 8/20 | @ SPOKANE | L | 57-69 | 10,775 |
|------|-----------|---|-------|--------|

2011

HEAD COACH: DAVE EWART
OVERALL RECORD: 7-11 (7-11, 0-0)

| | | | | |
|------|-----------------|---|-------|--------|
| 3/11 | AT NEW ORLEANS | W | 46-40 | 6,335 |
| 3/17 | AT UTAH | L | 36-72 | 10,007 |
| 3/27 | CLEVELAND | L | 26-66 | 7,939 |
| 4/1 | JACKSONVILLE | L | 30-54 | 10,304 |
| 4/15 | AT PHILADELPHIA | W | 51-48 | 12,893 |
| 4/23 | DALLAS | L | 61-67 | 12,226 |
| 4/30 | AT MILWAUKEE | L | 33-50 | 4,012 |
| 5/6 | AT ORLANDO | L | 61-63 | 12,897 |
| 5/13 | KANSAS CITY | W | 46-30 | 11,172 |
| 5/20 | AT SPOKANE | W | 51-42 | 9,320 |
| 6/4 | AT GEORGIA | L | 49-60 | 4,023 |
| 6/11 | PITTSBURGH | W | 62-55 | 11,756 |
| 6/17 | ORLANDO | W | 46-44 | 11,151 |
| 6/25 | AT JACKSONVILLE | L | 41-66 | 10,517 |
| 7/1 | NEW ORLEANS | L | 33-64 | 12,016 |
| 7/9 | AT TULSA | L | 33-70 | 4,945 |
| 7/16 | GEORGIA | L | 40-58 | 9,700 |
| 7/23 | SAN JOSE | W | 57-44 | 10,738 |

2012

HEAD COACH: DAVE EWART
OVERALL RECORD: 8-10 (8-10, 0-0)

| | | | | |
|------|-----------------|---|------------|--------|
| 3/10 | AT CHICAGO | L | 48-70 | 9,124 |
| 3/16 | GEORGIA | W | 50-47 | 16,054 |
| 3/30 | JACKSONVILLE | W | 71-69 | 8,446 |
| 4/6 | AT NEW ORLEANS | L | 47-66 | 8,667 |
| 4/13 | CLEVELAND | W | 69-48 | 8,686 |
| 4/20 | AT PHILADELPHIA | L | 48-83 | 9,371 |
| 4/30 | KANSAS CITY | W | 63-46 | 7,345 |
| 5/5 | ORLANDO | W | 55-31 | 8,488 |
| 5/12 | AT GEORGIA | L | 41-44 | 3,859 |
| 5/19 | AT CLEVELAND | L | 34-53 | 6,927 |
| 5/26 | MILWAUKEE | W | 63-55 | 10,406 |
| 6/2 | AT JACKSONVILLE | L | 61-71 | 11,080 |
| 6/15 | AT ORLANDO | L | 40-64 | 12,441 |
| 6/23 | SAN ANTONIO | L | 56-77 | 9,328 |
| 6/29 | PHILADELPHIA | L | 79-83 | 9,229 |
| 7/7 | AT PITTSBURGH | W | 65-61 | 4,154 |
| 7/14 | NEW ORLEANS | W | 78-77 (OT) | 10,201 |
| 7/21 | AT SPOKANE | L | 53-63 | 10,750 |

2013

HEAD COACH: DAVE EWART
OVERALL RECORD: 7-11 (7-11, 0-1)

| | | | | |
|------|-----------------|---|-------|--------|
| 3/23 | JACKSONVILLE | L | 55-64 | 12,222 |
| 3/30 | CLEVELAND | W | 69-47 | 10,142 |
| 4/6 | AT UTAH | W | 77-65 | 6,014 |
| 4/12 | SAN ANTONIO | L | 32-56 | 10,126 |
| 4/20 | AT ORLANDO | W | 53-35 | 11,969 |
| 4/27 | AT SPOKANE | W | 70-62 | 9,872 |
| 5/4 | NEW ORLEANS | W | 63-32 | 10,114 |
| 5/11 | AT SAN JOSE | L | 34-64 | 8,001 |
| 5/18 | AT PITTSBURGH | W | 62-34 | 4,625 |
| 5/25 | PHILADELPHIA | L | 55-73 | 11,805 |
| 6/1 | AT IOWA | W | 65-62 | 6,568 |
| 6/8 | ORLANDO | L | 48-55 | 14,041 |
| 6/15 | AT NEW ORLEANS | L | 51-54 | 4,785 |
| 6/22 | CHICAGO | L | 49-50 | 11,514 |
| 7/6 | SPOKANE | L | 49-63 | 9,934 |
| 7/13 | AT SAN ANTONIO | L | 68-42 | 8,576 |
| 7/20 | PITTSBURGH | L | 48-37 | 16,118 |
| 7/27 | AT JACKSONVILLE | L | 44-52 | 10,409 |

2013 PLAYOFFS

| | | | | |
|-----|-----------------|---|-------|-------|
| 8/3 | AT JACKSONVILLE | L | 62-69 | 7,899 |
|-----|-----------------|---|-------|-------|

2014

HEAD COACH: LAWRENCE SAMUELS
OVERALL RECORD: 8-10 (8-10, 0-0)

| | | | | |
|------|-----------------|---|------------|--------|
| 3/14 | NEW ORLEANS | W | 62-57 | 10,370 |
| 3/21 | AT SAN ANTONIO | W | 48-45 | 5,981 |
| 3/29 | ORLANDO | L | 52-56 | 10,896 |
| 4/4 | PHILADELPHIA | W | 63-49 | 11,102 |
| 4/11 | AT JACKSONVILLE | L | 41-60 | 8,132 |
| 4/19 | AT ORLANDO | L | 65-77 | 5,434 |
| 4/26 | SPOKANE | L | 41-53 | 9,448 |
| 5/3 | PORTLAND | L | 42-61 | 10,584 |
| 5/17 | PHILADELPHIA | L | 34-62 | 8,058 |
| 5/24 | JACKSONVILLE | W | 56-35 | 12,501 |
| 5/30 | AT NEW ORLEANS | W | 62-48 | 4,835 |
| 6/7 | PHILADELPHIA | W | 56-49 | 11,062 |
| 6/14 | AT IOWA | W | 62-56 (OT) | 8,862 |
| 6/21 | ORLANDO | W | 35-34 | 11,890 |
| 6/27 | AT CLEVELAND | L | 41-48 | 10,855 |
| 7/11 | AT SAN JOSE | L | 43-52 | 8,645 |
| 7/21 | AT SPOKANE | L | 52-55 | 9,479 |
| 7/26 | CLEVELAND | L | 49-56 | 14,770 |

2015

HEAD COACH: LAWRENCE SAMUELS
OVERALL RECORD: 7-11 (8-11, 0-0)

STORM HISTORY

5 TIME ARENABOWL CHAMPIONS



1989 GLADIATORS STATS

| DATE | OPPONENT | W/L | SCORE | ATTENDANCE |
|------|------------|-----|-------|------------|
| 7/14 | Denver | W | 28-18 | 4,373 |
| 7/22 | Chicago | W | 47-38 | 7,182 |
| 7/28 | Detroit | L | 34-61 | 3,412 |
| 8/05 | @ Maryland | W | 50-30 | 4,512 |

| TEAM STATISTICS | PIT | OPP |
|--------------------------------|----------|---------|
| SCORING | 159 | 147 |
| Points Per Game | 39.8 | 36.8 |
| FIRST DOWNS | 62 | 43 |
| Rushing | 27 | 11 |
| Passing | 4 | 29 |
| Penalty | 4 | 3 |
| RUSHING YARDAGE | 521 | 91 |
| Yards Gained Rushing | 56 | 192 |
| Yards Lost Rushing | 4 | 1 |
| Rushing Attempts | 25 | 3.9 |
| Average Per Rush | 2.1 | 47.8 |
| Average Per Game | 13.0 | 47.8 |
| TDs Rushing | 6 | 7 |
| PASSING YARDAGE | 872 | 612 |
| Att-Comp-Int | 128-65-6 | 96-53-6 |
| Average Per Pass | 6.8 | 6.4 |
| Average Per Catch | 13.4 | 11.5 |
| Average Per Game | 218.0 | 153.0 |
| TDs Passing | 16 | 12 |
| TOTAL OFFENSE | 924 | 803 |
| Total Plays | 161 | 155 |
| Average Per Play | 5.7 | 5.2 |
| Average Per Game | 23.0 | 200.8 |
| KICK RETURNS: #-YARDS | 15-218 | 21-377 |
| FG RETURNS: #-YARDS | 8-61 | 11-106 |
| INT RETURNS: #-YARDS | 6-59 | 6-61 |
| KICK RETURN AVERAGE | 14.5 | 18.0 |
| FG RETURN AVERAGE | 7.6 | 9.6 |
| INT RETURN AVERAGE | 9.8 | 10.2 |
| FUMBLES-LOST | 6-3 | 4-4 |
| PENALTIES-YARDS | 21-78 | 25-106 |
| Average Per Game | 19.5 | 26.5 |
| TIME OF POSSESSION/GAME | 17:16 | 12:46 |
| 3RD-DOWN CONVERSIONS | 13/36 | 7/28 |
| 3rd-Down Pct | 36% | 25% |
| 4TH-DOWN CONVERSIONS | 0/0 | 0/0 |
| 4th-Down Pct | 0% | 0% |
| SACKS BY YARDS | 10-56 | 8-64 |
| MISC YARDS | 0 | 0 |
| TOUCHDOWNS SCORED | 22 | 22 |
| FIELD GOALS-ATTEMPTS | 4-16 | 1-14 |
| PAT-ATTEMPTS | 11-21 | 10-21 |
| 2-pt PAT-ATTEMPTS | 0-0 | 0-1 |
| ATTENDANCE | 11555 | 4512 |
| Games/Avg-Game | 3/3852 | 1/4512 |

| SCORE BY QTR. | 1ST | 2ND | 3RD | 4TH | TOTAL |
|-----------------------|-----|-----|-----|-----|-------|
| Pittsburgh Gladiators | 26 | 57 | 50 | 26 | 159 |
| Opponents | 28 | 47 | 33 | 39 | 147 |

| RUSHING | GP | ATT | GAIN | LOSS | NET | AVG | TD | LONG | AVG/G |
|------------------|----------|-----------|------------|----------|------------|------------|----------|-----------|-------------|
| Powell, Mike | 4 | 8 | 26 | 0 | 26 | 3.2 | 2 | 7 | 6.5 |
| Anderson, Aric | 4 | 7 | 12 | 0 | 12 | 1.7 | 2 | 3 | 3.0 |
| Totten, Willie | 4 | 9 | 15 | 4 | 11 | 1.2 | 2 | 3 | 2.8 |
| Gardner, Brian | 4 | 1 | 3 | 0 | 3 | 3.0 | 0 | 3 | 0.8 |
| TOTAL | 4 | 25 | 56 | 4 | 52 | 2.1 | 6 | 7 | 13.0 |
| OPPONENTS | 4 | 49 | 192 | 1 | 191 | 3.9 | 7 | 23 | 47.8 |

| PASSING | GP | RATING | ATT-CMP-INT | PCT | YDS | TD | LNG | AVG/G |
|------------------|----------|--------------|-----------------|-------------|------------|-----------|-----------|--------------|
| Totten | 4 | 75.80 | 117-57-6 | 48.7 | 750 | 13 | 45 | 187.5 |
| Barretta | 1 | 154.36 | 11-8-0 | 72.7 | 161 | 3 | 35 | 161.0 |
| TEAM | 3 | 39.58 | 0-0-0 | 0.0 | -39 | 0 | 0 | -13.0 |
| TOTAL | 4 | 84.51 | 128-65-6 | 50.8 | 872 | 16 | 45 | 218.0 |
| OPPONENTS | 4 | 79.86 | 96-53-6 | 55.2 | 612 | 12 | 46 | 153.0 |

| FIELD GOALS | M-A | PCT | 01-19 | 20-29 | 30-39 | 40-49 | 50-99 | LG | BLK |
|---------------|------|------|-------|-------|-------|-------|-------|----|-----|
| Fricke, Rusty | 4-16 | 25.0 | 1-1 | 1-3 | 1-4 | 1-3 | 0-5 | 43 | 0 |

| RECEIVING | GP | NO. | YDS | AVG | TD | LONG | AVG/G |
|------------------|----------|-----------|------------|-------------|-----------|-----------|--------------|
| Monroe, Thomas | 4 | 24 | 332 | 13.8 | 5 | 33 | 83.0 |
| Williams, Alvin | 4 | 12 | 235 | 19.6 | 5 | 45 | 58.8 |
| Gardner, Brian | 4 | 10 | 139 | 13.9 | 3 | 35 | 34.8 |
| Ross, Cornelius | 4 | 9 | 118 | 13.1 | 1 | 37 | 29.5 |
| Powell, Mike | 4 | 7 | 66 | 9.4 | 0 | 30 | 16.5 |
| Anderson, ARIC | 4 | 1 | 12 | 12.0 | 1 | 12 | 3.0 |
| Ross, Alvin | 4 | 1 | 5 | 5.0 | 0 | 5 | 1.2 |
| Collins, Fabray | 4 | 1 | 4 | 4.0 | 1 | 4 | 1.0 |
| TOTAL | 4 | 65 | 911 | 14.0 | 16 | 45 | 227.8 |
| OPPONENTS | 4 | 53 | 661 | 12.5 | 12 | 46 | 165.2 |

| RETURN LEADERS | KO | MFG | TOT | YARDS | AVG | LG | TDS |
|-------------------|-----------|-----------|-----------|-------------|-------------|-----------|----------|
| Richmond, Rock | 17 | 5 | 22 | 351 | 16.0 | 46 | 0 |
| Moran, Brian | 14 | 2 | 16 | 301 | 18.8 | 25 | 0 |
| Tinsley, Keith | 6 | 0 | 6 | 113 | 18.8 | 25 | 0 |
| Minor, Rob | 5 | 0 | 5 | 112 | 22.4 | 46 | 0 |
| Turner, Lonnie | 4 | 1 | 5 | 62 | 12.4 | 18 | 0 |
| Ross, Cornelius | 2 | 1 | 3 | 49 | 16.3 | 18 | 0 |
| Mitchell, Stuart | 2 | 0 | 2 | 40 | 20.0 | 26 | 0 |
| Slaton, Tony | 1 | 0 | 1 | 35 | 35.0 | 35 | 0 |
| Dawkins, Julius | 1 | 1 | 2 | 21 | 10.5 | 20 | 0 |
| Calip, Brad | 1 | 0 | 1 | 10 | 10.0 | 10 | 0 |
| Powell, Mike | 0 | 1 | 1 | 9 | 9.0 | 9 | 0 |
| Collins, Fabray | 1 | 0 | 1 | 0 | 0.0 | 0 | 0 |
| PIT TOTALS | 54 | 11 | 65 | 1103 | 17.0 | 46 | 0 |

| DEFENSE | GP | SOLO | AST | TT | TFL/YD | NO-YDS | INT-YDS | BRUP | QBH | RCV-YDS | FF | KICK | SAF |
|-----------------|----------|------------|-----------|--------------|----------|--------------|-------------|-----------|----------|------------|----------|----------|----------|
| Ross | 4 | 29 | 2 | 30.0 | 0 | 2-42 | 3 | 0 | 0 | 0 | 1 | 0 | 0 |
| Williams | 4 | 11 | 4 | 13.0 | 0 | 2-0 | 0 | 0 | 0 | 0 | 0 | 0 | 0 |
| Heath | 3 | 11 | 4 | 13.0 | 0 | 1-12 | 1 | 0 | 0 | 0 | 0 | 0 | 0 |
| Powell | 4 | 9 | 8 | 13.0 | 0 | 1-3 | 1-5 | 2 | 0 | 1-0 | 0 | 0 | 0 |
| Anderson | 4 | 9 | 7 | 12.5 | 0 | 1-0-6 | 0 | 0 | 0 | 0 | 1 | 0 | 0 |
| Collins | 4 | 11 | 2 | 12.0 | 0 | 2-0-6 | 0 | 0 | 0 | 0 | 0 | 0 | 0 |
| Fletcher | 4 | 8 | 3 | 9.5 | 0 | 3-0-15 | 0 | 0 | 1-0 | 0 | 1 | 1 | 1 |
| Ross | 4 | 5 | 2 | 6.0 | 0 | 0 | 0 | 1 | 0 | 1-0 | 0 | 0 | 0 |
| Monroe | 4 | 3 | 2 | 4.0 | 0 | 0 | 0 | 0 | 0 | 0 | 0 | 0 | 0 |
| Garner | 3 | 3 | 0 | 3.0 | 0 | 0 | 0 | 0 | 0 | 1-0 | 0 | 0 | 0 |
| Gardner | 4 | 1 | 2 | 2.0 | 0 | 0 | 0 | 0 | 0 | 0 | 0 | 0 | 0 |
| Team | 3 | 1 | 1 | 1.5 | 0 | 5-0-27 | 0 | 0 | 0 | 0 | 0 | 0 | 0 |
| Fricke | 4 | 1 | 0 | 1.0 | 0 | 0 | 0 | 0 | 0 | 0 | 0 | 0 | 0 |
| Thompson | 1 | 1 | 0 | 1.0 | 0 | 0 | 0 | 0 | 0 | 0 | 0 | 0 | 0 |
| Johnson | 1 | 0 | 1 | 0.5 | 0 | 0 | 0 | 0 | 0 | 0 | 0 | 0 | 0 |
| TOTAL | 4 | 103 | 38 | 122.0 | 0 | 10-56 | 6-59 | 7 | 0 | 4-0 | 2 | 2 | 1 |
| OPPONENT | 4 | 88 | 32 | 104.0 | 0 | 8-64 | 6-61 | 14 | 0 | 3-0 | 3 | 0 | 1 |

| SCORING | TD | FGS | KICK | RUSH | RCV | PASS | 2PT | SAF | POINTS |
|------------------|-----------|-------------|--------------|------------|----------|------------|----------|----------|------------|
| Monroe, Thomas | 5 | 0-0 | 0-0 | 0-0 | 0 | 0-0 | 0 | 0 | 30 |
| Williams, Alvin | 5 | 0-0 | 0-0 | 0-0 | 0 | 0-0 | 0 | 0 | 30 |
| Fricke, Rusty | 0 | 4-16 | 1-21 | 0-0 | 0 | 0-0 | 0 | 0 | 23 |
| Anderson, Aric | 3 | 0-0 | 0-0 | 0-0 | 0 | 0-0 | 0 | 0 | 18 |
| Gardner, Brian | 3 | 0-0 | 0-0 | 0-0 | 0 | 0-0 | 0 | 0 | 18 |
| Totten, Willie | 2 | 0-0 | 0-0 | 1-1 | 0 | 0-0 | 0 | 0 | 14 |
| Powell, Mike | 2 | 0-0 | 0-0 | 0-0 | 0 | 0-0 | 0 | 0 | 12 |
| Ross, Cornelius | 1 | 0-0 | 0-0 | 0-0 | 0 | 0-0 | 0 | 0 | 6 |
| Collins, Fabray | 1 | 0-0 | 0-0 | 0-0 | 0 | 0-0 | 0 | 0 | 6 |
| Fletcher, Cecil | 0 | 0-0 | 0-0 | 0-0 | 0 | 0-0 | 0 | 1 | 2 |
| TOTAL | 22 | 4-16 | 11-21 | 1-1 | 0 | 0-0 | 0 | 1 | 159 |
| OPPONENTS | 22 | 1-14 | 10-21 | 0-0 | 0 | 0-1 | 0 | 1 | 147 |

1990 GLADIATORS STATS

| DATE | OPPONENT | W/L | SCORE | ATTENDANCE |
|------|---------------|-----|----------|------------|
| 6/6 | DETROIT | L | 35-40 | 5,837 |
| 6/16 | at Dallas | L | 35-40 | 11,883 |
| 6/22 | WASHINGTON | W | 55-32 | 5,297 |
| 6/29 | DENVER | L | 45-47 | 4,869 |
| 7/6 | at Denver | L | 29-38 | 9,414 |
| 7/14 | ALBANY | W | 27-24 | 4,523 |
| 7/21 | at Washington | W | 30-23 OT | 3,760 |
| 7/27 | at Detroit | L | 33-40 | 15,768 |

| TEAM STATISTICS | PIT | OPP |
|--------------------------------|------------|------------|
| SCORING | 289 | 287 |
| Points Per Game | 36.1 | 35.9 |
| FIRST DOWNS | 104 | 123 |
| Rushing | 12 | 36 |
| Passing | 75 | 72 |
| Penalty | 17 | 15 |
| RUSHING YARDAGE | 162 | 403 |
| Yards Gained Rushing | 162 | 403 |
| Yards Lost Rushing | 0 | 0 |
| Rushing Attempts | 59 | 120 |
| Average Per Rush | 3.4 | 3.4 |
| Average Per Game | 20.2 | 50.4 |
| TDs Rushing | 11 | 11 |
| PASSING YARDAGE | 1624 | 1551 |
| Att-Comp-Int | 263-145-15 | 258-128-12 |
| Average Per Pass | 6.2 | 6.0 |
| Average Per Catch | 11.2 | 12.1 |
| Average Per Game | 203.0 | 193.9 |
| TDs Passing | 25 | 21 |
| TOTAL OFFENSE | 1786 | 1954 |
| Total Plays | 336 | 393 |
| Average Per Play | 5.3 | 5.0 |
| Average Per Game | 223.2 | 244.2 |
| KICK RETURNS: #-YARDS | 42-717 | 34-521 |
| FG RETURNS: #-YARDS | 14-219 | 14-161 |
| INT RETURNS: #-YARDS | 12-135 | 15-142 |
| KICK RETURN AVERAGE | 17.1 | 15.3 |
| FG RETURN AVERAGE | 15.6 | 11.5 |
| INT RETURN AVERAGE | 11.2 | 9.5 |
| FUMBLES-LOST | 22-11 | 22-5 |
| PENALTIES-YARDS | 56-263 | 73-354 |
| Average Per Game | 32.9 | 44.2 |
| TIME OF POSSESSION/GAME | 28:15 | 32:32 |
| 3RD-DOWN CONVERSIONS | 27/66 | 29/69 |
| 3rd-Down Pct | 41% | 42% |
| 4TH-DOWN CONVERSIONS | 0/0 | 0/0 |
| 4th-Down Pct | 0% | 0% |
| SACKS BY YARDS | 15-100 | 14-90 |
| MISC YARDS | 46 | 8 |
| TOUCHDOWNS SCORED | 39 | 36 |
| FIELD GOALS-ATTEMPTS | 6-29 | 14-37 |
| PAT-ATTEMPTS | 21-29 | 25-34 |
| 2-pt PAT-ATTEMPTS | 0-0 | 0-0 |
| ATTENDANCE | 20526 | 40825 |
| Games/Avg Per Game | 4/5132 | 4/10206 |

| SCORE BY QTR. | 1ST | 2ND | 3RD | 4TH | OT | TOTAL |
|-----------------------|-----|-----|-----|-----|----|-------|
| Pittsburgh Gladiators | 57 | 101 | 52 | 72 | 7 | 289 |
| Opponents | 72 | 78 | 75 | 62 | 0 | 287 |

| RUSHING | GP | ATT | GAIN | LOSS | NET | AVG | TD | LONG | AVG/G |
|-----------------|----|-----|------|------|-----|-----|----|------|-------|
| Anderson, Aric | 7 | 24 | 78 | 0 | 78 | 3.2 | 4 | 15 | 11.1 |
| Smith, David | 5 | 16 | 62 | 0 | 62 | 3.9 | 2 | 23 | 12.4 |
| Barretta, Larry | 7 | 9 | 20 | 0 | 20 | 2.2 | 2 | 6 | |

STORM HISTORY

5 TIME ARENABOWL CHAMPIONS



1991 STORM STATS

| DATE | OPPONENT | W/L | SCORE | ATTENDANCE |
|------|---------------|-----|-------|------------|
| 6/01 | Orlando | L | 38-51 | 10,354 |
| 6/08 | @ Columbus | W | 53-12 | 3,000 |
| 6/15 | @ New Orleans | W | 27-17 | 8,834 |
| 6/22 | Dallas | W | 56-48 | 15,017 |
| 6/29 | Albany | W | 57-53 | 13,961 |
| 7/08 | @ Detroit | W | 38-29 | 13,410 |
| 7/13 | Denver | W | 30-13 | 24,445 |
| 7/19 | @ Denver | L | 34-51 | 7,113 |
| 7/27 | Orlando | W | 26-16 | 13,680 |
| 8/02 | New Orleans | W | 62-19 | 21,692 |

| TEAM STATISTICS | TAM | OPP |
|--------------------------------|------------|-----------|
| SCORING | 421 | 309 |
| Points Per Game | 42.1 | 30.9 |
| FIRST DOWNS | 147 | 128 |
| Rushing | 34 | 30 |
| Passing | 92 | 81 |
| Penalty | 21 | 17 |
| RUSHING YARDAGE | 612 | 361 |
| Yards Gained Rushing | 612 | 386 |
| Yards Lost Rushing | 0 | 25 |
| Rushing Attempts | 164 | 134 |
| Average Per Rush | 3.7 | 2.7 |
| Average Per Game | 61.2 | 36.1 |
| TDs Rushing | 20 | 15 |
| PASSING YARDAGE | 1773 | 1640 |
| Att-Comp-Int | 250-155-14 | 326-159-6 |
| Average Per Pass | 7.0 | 5.0 |
| Average Per Catch | 11.4 | 10.3 |
| Average Per Game | 177.3 | 164.0 |
| TDs Passing | 34 | 26 |
| TOTAL OFFENSE | 2385 | 2001 |
| Total Plays | 431 | 476 |
| Average Per Play | 5.5 | 4.2 |
| Average Per Game | 238.5 | 200.1 |
| KICK RETURNS: #-YARDS | 41-768 | 53-887 |
| FG RETURNS: #-YARDS | 14-301 | 13-162 |
| INT RETURNS: #-YARDS | 6-92 | 14-95 |
| KICK RETURN AVERAGE | 18.7 | 16.7 |
| FG RETURN AVERAGE | 21.5 | 12.5 |
| INT RETURN AVERAGE | 15.3 | 6.8 |
| FUMBLES-LOST | 10-6 | 23-15 |
| PENALTIES-YARDS | 63-267 | 66-220 |
| Average Per Game | 26.7 | 22.0 |
| TIME OF POSSESSION/GAME | 27:04 | 33:02 |
| 3RD-DOWN CONVERSIONS | 23/68 | 32/100 |
| 3rd-Down Pct | 34% | 32% |
| 4TH-DOWN CONVERSIONS | 0/0 | 0/0 |
| 4th-Down Pct | 0% | 0% |
| SACKS BY-YARDS | 16-94 | 17-120 |
| MISC YARDS | 16 | 29 |
| TOUCHDOWNS SCORED | 59 | 43 |
| FIELD GOALS-ATTEMPTS | 7-27 | 8-41 |
| PAT-ATTEMPTS | 40-58 | 25-36 |
| 2-pt PAT-ATTEMPTS | 0-0 | 0-0 |
| ATTENDANCE | 85469 | 43037 |
| Games/Avg Per Game | 5/17094 | 5/8607 |

| SCORE BY QTR. | 1ST | 2ND | 3RD | 4TH | OT | TOTAL |
|-----------------|-----|-----|-----|-----|----|-------|
| Tampa Bay Storm | 101 | 107 | 98 | 115 | - | 421 |
| Opponents | 61 | 84 | 90 | 74 | - | 309 |

| RUSHING | GP | ATT | GAIN | LOSS | NET | AVG | TD | LONG | AVG/G |
|------------------|-----------|------------|------------|-----------|------------|------------|-----------|-----------|-------------|
| Bradford, Lynn | 8 | 61 | 261 | 0 | 261 | 4.3 | 7 | 43 | 32.6 |
| Wright, Bo | 6 | 38 | 139 | 0 | 139 | 3.7 | 5 | 13 | 23.2 |
| Bowden, Andre | 10 | 31 | 109 | 0 | 109 | 3.5 | 2 | 21 | 10.9 |
| Gruden, Jay | 9 | 17 | 55 | 0 | 55 | 3.2 | 2 | 18 | 6.1 |
| Calip, Brad | 10 | 5 | 24 | 0 | 24 | 4.8 | 0 | 15 | 2.4 |
| Ferguson, Chip | 8 | 7 | 9 | 0 | 9 | 1.3 | 0 | 3 | 1.1 |
| Perkins, Tracey | 9 | 3 | 8 | 0 | 8 | 2.7 | 1 | 6 | 0.9 |
| Willis, Darren | 7 | 2 | 7 | 0 | 7 | 3.5 | 0 | 4 | 1.0 |
| TEAM | 10 | 164 | 612 | 0 | 612 | 3.7 | 20 | 43 | 61.2 |
| OPPONENTS | 10 | 134 | 386 | 25 | 361 | 2.7 | 15 | 37 | 36.1 |

| FIELD GOALS | M-A | PCT | 01-19 | 20-29 | 30-39 | 40-49 | 50-59 | LG | BLK |
|------------------|-------------|-------------|------------|------------|------------|------------|-------------|-----------|----------|
| Hickert, Paul | 7-27 | 25.9 | 1-1 | 3-5 | 1-4 | 1-9 | 1-8 | 52 | 1 |
| TEAM | 7-27 | 25.9 | 1-1 | 3-5 | 1-4 | 1-9 | 1-8 | 52 | 1 |
| OPPONENTS | 8-41 | 19.5 | 1-1 | 2-4 | 1-4 | 4-9 | 0-23 | 46 | 3 |

| PASSING | GP | RATING | ATT-CMP-INT | PCT | YDS | TD | LNG | AVG/G |
|------------------|-----------|--------------|-------------------|-------------|-------------|-----------|-----------|--------------|
| Gruden, Jay | 9 | 96.39 | 199-127-11 | 63.8 | 1504 | 26 | 43 | 167.1 |
| Ferguson, Chip | 8 | 87.42 | 50-27-3 | 54.0 | 364 | 7 | 37 | 45.5 |
| Darnell, John | 1 | 158.33 | 1-1-0 | 100 | 25 | 1 | 25 | 25.0 |
| TEAM | 10 | 93.97 | 250-155-14 | 62.0 | 1773 | 34 | 43 | 177.3 |
| OPPONENTS | 10 | 75.96 | 326-159-6 | 48.8 | 1640 | 26 | 40 | 164.0 |

| RECEIVING | GP | NO. | YDS | AVG | TD | LONG | AVG/G |
|------------------|-----------|------------|-------------|-------------|-----------|-----------|--------------|
| Perkins, Tracey | 9 | 28 | 241 | 8.6 | 3 | 27 | 26.8 |
| Zeno, Marc | 8 | 24 | 259 | 10.8 | 6 | 43 | 32.4 |
| Calip, Brad | 10 | 22 | 238 | 10.8 | 5 | 27 | 23.8 |
| Howard, Anthony | 5 | 20 | 306 | 15.3 | 4 | 37 | 61.2 |
| Thomas, Stevie | 6 | 17 | 305 | 17.9 | 8 | 36 | 50.8 |
| Mayes, Jeff | 9 | 17 | 220 | 12.9 | 3 | 40 | 24.4 |
| Willis, Darren | 7 | 7 | 90 | 12.9 | 2 | 41 | 12.9 |
| Wright, Bo | 6 | 6 | 85 | 14.2 | 1 | 28 | 14.2 |
| Monroe, Thomas | 4 | 5 | 54 | 10.8 | 1 | 13 | 13.5 |
| Bradford, Lynn | 8 | 4 | 23 | 5.8 | 0 | 22 | 2.9 |
| Bowden, Andre | 10 | 2 | 36 | 18.0 | 0 | 28 | 3.6 |
| Hickert, Paul | 10 | 1 | 25 | 25.0 | 1 | 25 | 2.5 |
| Young, Tony | 1 | 1 | 11 | 11.0 | 0 | 11 | 11.0 |
| Gizzi, Tom | 8 | 1 | 0 | 0.0 | 0 | 0 | 0.0 |
| TEAM | 10 | 155 | 1893 | 12.2 | 34 | 43 | 189.3 |
| OPPONENTS | 10 | 159 | 1734 | 10.9 | 26 | 40 | 173.4 |

| KICK RETURNS | NO | YDS | AVG | TD | LONG |
|------------------|-----------|------------|-------------|----------|-----------|
| Calip, Brad | 19 | 399 | 21.0 | 0 | 46 |
| Crawford, Rawla | 14 | 238 | 17.0 | 0 | 31 |
| Willis, Darren | 4 | 90 | 22.5 | 0 | 28 |
| Howard, Anthony | 2 | 22 | 11.0 | 0 | 13 |
| Thomas, Stevie | 1 | 16 | 16.0 | 0 | 16 |
| Perkins, Tracey | 1 | 3 | 3.0 | 0 | 3 |
| TEAM | 41 | 768 | 18.7 | 0 | 46 |
| OPPONENTS | 53 | 887 | 16.7 | 0 | 36 |

| FUMBLE RET | NO | YDS | AVG | TD | LONG |
|------------------|----------|-----------|-------------|----------|-----------|
| Mayes, Jeff | 1 | 16 | 16.0 | 0 | 16 |
| Zeno, Marc | 0 | 0 | 0.0 | 1 | 0 |
| TEAM | 1 | 16 | 16.0 | 1 | 16 |
| OPPONENTS | 2 | 29 | 14.5 | 1 | 12 |

| INTERCEPTIONS | NO | YDS | AVG | TD | LONG |
|------------------|-----------|-----------|-------------|----------|-----------|
| Crawford, Rawla | 2 | 2 | 1.0 | 0 | 2 |
| Guidry, Kevin | 1 | 0 | 0.0 | 0 | 0 |
| Mayes, Jeff | 1 | 0 | 0.0 | 0 | 0 |
| Monroe, Thomas | 1 | 44 | 44.0 | 1 | 44 |
| Willis, Darren | 1 | 46 | 46.0 | 1 | 46 |
| TEAM | 6 | 92 | 15.3 | 2 | 46 |
| OPPONENTS | 14 | 95 | 6.8 | 1 | 29 |

| FG RETURNS | NO | YDS | AVG | TD | LONG |
|------------------|-----------|------------|-------------|----------|-----------|
| Calip, Brad | 8 | 208 | 26.0 | 1 | 50 |
| Crawford, Rawla | 4 | 40 | 10.0 | 0 | 21 |
| Willis, Darren | 2 | 53 | 26.5 | 1 | 52 |
| TEAM | 14 | 301 | 21.5 | 2 | 52 |
| OPPONENTS | 13 | 162 | 12.5 | 0 | 26 |

| SCORING | TD | FGS | RUSH | RUSH RCV | PASS | 2PT | SAF | PTS |
|------------------|-----------|-------------|--------------|------------|------------|----------|----------|------------|
| Hickert, Paul | 1 | 7-27 | 40-58 | 0-0 | 0-0 | 0 | 0 | 67 |
| Thomas, Stevie | 8 | 0-0 | 0-0 | 0-0 | 0-0 | 0 | 0 | 48 |
| Bradford, Lynn | 7 | 0-0 | 0-0 | 0-0 | 0-0 | 0 | 0 | 42 |
| Zeno, Marc | 7 | 0-0 | 0-0 | 0-0 | 0-0 | 0 | 0 | 42 |
| Wright, Bo | 6 | 0-0 | 0-0 | 0-0 | 0-0 | 0 | 0 | 36 |
| Calip, Brad | 6 | 0-0 | 0-0 | 0-0 | 0-0 | 0 | 0 | 36 |
| Bowd, Andre | 5 | 0-0 | 0-0 | 0-0 | 0-0 | 0 | 0 | 30 |
| Howard, Anthon | 4 | 0-0 | 0-0 | 0-0 | 0-0 | 0 | 0 | 26 |
| Willis, Darren | 4 | 0-0 | 0-0 | 0-0 | 0-0 | 0 | 0 | 24 |
| Perkins, Tracey | 4 | 0-0 | 0-0 | 0-0 | 0-0 | 0 | 0 | 24 |
| Mayes, Jeff | 3 | 0-0 | 0-0 | 0-0 | 0-0 | 0 | 0 | 18 |
| Monroe, Thomas | 2 | 0-0 | 0-0 | 0-0 | 0-0 | 0 | 0 | 12 |
| Gruden, Jay | 2 | 0-0 | 0-0 | 0-0 | 1-1 | 0 | 0 | 12 |
| Tarabella, Dan | 0 | 0-0 | 0-0 | 0-0 | 0-0 | 0 | 0 | 2 |
| Sperduto, Pat | 0 | 0-0 | 0-0 | 0-0 | 0-0 | 1 | 2 | 2 |
| TEAM | 59 | 7-27 | 40-58 | 0-0 | 1-1 | 0 | 2 | 421 |
| OPPONENTS | 43 | 8-41 | 25-36 | 0-1 | 0-6 | 0 | 1 | 309 |

2-PT. CONVERSIONS: TB 1-1, OPPONENTS 0-7; Howard
 SACKS: TB 16.0, OPPONENTS 17.0; Tarebella 3.0, Bradford 2.0, Gizzi 2.0, Wright 2.0, Watts 2.0, Sperduto 2.0, Bennett 1.0, Bowden 1.0, Browner 1.0

1992 STORM STATS

| DATE | OPPONENT | W/L | SCORE | ATTENDANCE |
|------|---------------|-----|-------|------------|
| 5/29 | @ Orlando | W | 39-32 | 11,312 |
| 6/06 | New Orleans | W | 64-60 | 16,123 |
| 6/12 | @ Charlotte | W | 39-37 | 14,093 |
| 6/20 | Cleveland | W | 35-24 | 20,335 |
| 6/27 | @ Dallas | W | 49-37 | 6,238 |
| 7/02 | Orlando | L | 33-48 | 20,091 |
| 7/11 | @ Arizona | W | 59-28 | 15,505 |
| 7/18 | Albany | W | 62-42 | 22,464 |
| 7/25 | @ New Orleans | W | 53-14 | 9,021 |
| 8/01 | Charlotte | W | 39-32 | 21,249 |

| TEAM STATISTICS | TAM | OPP |
|--------------------------------|------------|------------|
| SCORING | 472 | 354 |
| Points Per Game | 47.2 | 35.4 |
| FIRST DOWNS | 166 | 153 |
| Rushing | 18 | 18 |
| Passing | 121 | 107 |
| Penalty | 27 | 28 |
| RUSHING YARDAGE | 327 | 285 |
| Yards Gained Rushing | 337 | 285 |
| Yards Lost Rushing | 10 | 24 |
| Rushing Attempts | 109 | 107 |
| Average Per Rush | 3.0 | 2.4 |
| Average Per Game | 32.7 | 26.1 |
| TDs Rushing | 10 | 12 |
| PASSING YARDAGE | 2470 | 2037 |
| Att-Comp-Int | 308-190-15 | 350-164-18 |
| Average Per Pass | 8.0 | 5.8 |
| Average Per Catch | 13.0 | 12.4 |
| Average Per Game | 247.0 | 203.7 |
| TDs Passing | 50 | 30 |
| TOTAL OFFENSE | 2797 | 2298 |
| Total Plays | 435 | 480 |
| Average Per Play | 6.4 | 4.8 |
| Average Per Game | 279.7 | 229.8 |
| KICK RETURNS: #-YARDS | 40-755 | 54-710 |
| FG RETURNS: #-YARDS | 12-204 | 13-176 |
| INT RETURNS: #-YARDS | 18-118 | 15-119 |
| KICK RETURN AVERAGE | 18.9 | 13.1 |
| FG RETURN AVERAGE | 17.0 | 13.5 |
| INT RETURN AVERAGE | 6.6 | 7.9 |
| FUMBLES-LOST | 8-3 | 12-8 |
| PENALTIES-YARDS | 95-472 | 93-370 |
| Average Per Game | 47.2 | 37.0 |
| TIME OF POSSESSION/GAME | 28:05 | 31:55 |
| 3RD-DOWN CONVERSIONS | 32/66 | 33/85 |

STORM HISTORY

5 TIME ARENA BOWL CHAMPIONS



1993 STORM STATS

| DATE | OPPONENT | W/L | SCORE | ATTENDANCE |
|------|-------------|-----|-------|------------|
| 5/15 | Cleveland | W | 50-14 | 18,486 |
| 5/21 | @ Orlando | L | 34-46 | 13,680 |
| 5/31 | @ Miami | W | 29-22 | 6,817 |
| 6/04 | Charlotte | W | 52-19 | 20,532 |
| 6/12 | @ Arizona | W | 63-33 | 15,505 |
| 6/19 | Orlando | W | 45-46 | 28,746 |
| 6/26 | @ Albany | W | 36-33 | 11,679 |
| 7/03 | Cincinnati | W | 61-51 | 16,236 |
| 7/09 | Charlotte | L | 38-40 | 6,321 |
| 7/17 | Miami | W | 65-46 | 19,378 |
| 7/24 | Albany | W | 48-26 | 19,438 |
| 7/30 | @ Cleveland | W | 50-13 | 7,123 |

| TEAM STATISTICS | TAM | OPP |
|-------------------------|------------|------------|
| SCORING | 571 | 389 |
| Points Per Game | 47.6 | 32.4 |
| FIRST DOWNS | 187 | 176 |
| Rushing | 47 | 25 |
| Passing | 124 | 110 |
| Penalty | 16 | 41 |
| RUSHING YARDAGE | 547 | 291 |
| Yards Gained Rushing | 550 | 309 |
| Yards Lost Rushing | 3 | 18 |
| Rushing Attempts | 162 | 112 |
| Average Per Rush | 3.4 | 2.6 |
| Average Per Game | 45.6 | 24.2 |
| TDs Rushing | 23 | 11 |
| PASSING YARDAGE | 2563 | 2153 |
| Att-Comp-Int | 347-205-20 | 440-198-21 |
| Average Per Pass | 7.4 | 4.9 |
| Average Per Catch | 12.5 | 10.9 |
| Average Per Game | 213.6 | 179.4 |
| TDs Passing | 44 | 35 |
| TOTAL OFFENSE | 3110 | 2444 |
| Total Plays | 529 | 578 |
| Average Per Play | 5.9 | 4.2 |
| Average Per Game | 259.2 | 203.7 |
| KICK RETURNS: #-YARDS | 52-965 | 55-1025 |
| FG RETURNS: #-YARDS | 26-351 | 12-192 |
| INT RETURNS: #-YARDS | 21-327 | 20-163 |
| KICK RETURN AVERAGE | 18.6 | 18.6 |
| FG RETURN AVERAGE | 13.5 | 16.0 |
| INT RETURN AVERAGE | 15.6 | 8.1 |
| FUMBLES-LOST | 21-12 | 20-11 |
| PENALTIES-YARDS | 124-596 | 95-389 |
| Average Per Game | 49.7 | 32.4 |
| TIME OF POSSESSION/GAME | 29:11 | 30:49 |
| 3RD-DOWN CONVERSIONS | 34/86 | 22/101 |
| 3rd-Down Pct | 40% | 22% |
| 4TH-DOWN CONVERSIONS | 2/4 | 1/5 |
| 4th-Down Pct | 50% | 20% |
| SACKS BY-YARDS | 26-145 | 20-131 |
| MISC YARDS | 30 | 35 |
| TOUCHDOWNS SCORED | 78 | 52 |
| FIELD GOALS-ATTEMPTS | 13-29 | 13-49 |
| PAT-ATTEMPTS | 63-73 | 32-41 |
| 2-pt PAT-ATTEMPTS | 0-0 | 0-0 |
| ATTENDANCE | 122816 | 61125 |
| Games/Avg Per Game | 6/20469 | 6/10188 |

| SCORE BY QTR. | 1ST | 2ND | 3RD | 4TH | OT | TOTAL |
|-----------------|-----|-----|-----|-----|----|-------|
| Tampa Bay Storm | 139 | 180 | 91 | 161 | - | 571 |
| Opponents | 83 | 132 | 101 | 73 | - | 389 |

| RUSHING | GP | ATT | GAIN | LOSS | NET | AVG | TD | LONG | AVG/G |
|----------------|----|-----|------|------|-----|-----|----|------|-------|
| Bowden, Andre | 12 | 81 | 308 | 0 | 308 | 3.8 | 15 | 14 | 25.7 |
| Smith, David | 9 | 30 | 117 | 0 | 117 | 3.9 | 3 | 23 | 13.0 |
| Barley, Les | 7 | 22 | 73 | 0 | 73 | 3.3 | 2 | 10 | 10.4 |
| Gruen, Jay | 11 | 15 | 18 | 3 | 15 | 1.0 | 1 | 12 | 1.4 |
| Brown, Eddie | 12 | 5 | 13 | 0 | 13 | 2.6 | 1 | 4 | 1.1 |
| Karg, Terry | 3 | 4 | 9 | 0 | 9 | 2.2 | 0 | 3 | 3.0 |
| Johnson, Lee | 4 | 1 | 5 | 0 | 5 | 5.0 | 0 | 5 | 1.2 |
| Willis, Darren | 4 | 1 | 4 | 0 | 4 | 4.0 | 0 | 4 | 1.0 |
| Byrd, Bobby | 12 | 2 | 0 | 2 | 0 | 1.0 | 2 | 0.2 | 0.2 |
| Woods, Jerry | 5 | 1 | 1 | 0 | 1 | 1.0 | 0 | 1 | 0.2 |
| TEAM | 12 | 162 | 550 | 3 | 547 | 3.4 | 23 | 23 | 45.6 |
| OPPONENTS | 12 | 112 | 309 | 18 | 291 | 2.6 | 11 | 15 | 24.2 |

| FIELD GOALS | M-A | PCT | 01-19 | 20-29 | 30-39 | 40-49 | 50-99 | LG | BLK |
|-----------------|-------|------|-------|-------|-------|-------|-------|----|-----|
| Czyzewski, Arde | 10-29 | 34.5 | 0-0 | 0-1 | 6-8 | 4-10 | 0-10 | 44 | 1 |
| TEAM | 10-29 | 34.5 | 0-0 | 0-1 | 6-8 | 4-10 | 0-10 | 44 | 1 |

| PASSING | GP | RATING | ATT-CMP-INT | PCT | YDS | TD | LONG | AVG/G |
|---------------|----|--------|-------------|------|------|----|-------|-------|
| Gruen, Jay | 11 | 99.92 | 312-187-14 | 59.9 | 2526 | 41 | 45 | 229.6 |
| Karg, Terry | 3 | 38.80 | 32-16-5 | 50.0 | 146 | 2 | 18 | 48.7 |
| Bowden, Andr | 12 | 158.3 | 31-1-0 | 100 | 17 | 1 | 17 | 1.4 |
| Czyzewski, A. | 12 | 0.00 | 1-0-1 | 0.0 | 0 | 0 | 0 | 0.0 |
| Jordan, Terry | 1 | 87.50 | 1-1-0 | 100 | 5 | 0 | 5 | 5.0 |
| Czyzewski, A. | 10 | 39.58 | 0-0-0 | 0.0 | -131 | 0 | -13.1 | -13.1 |
| TEAM | 12 | 89.78 | 347-205-20 | 59.1 | 2563 | 44 | 45 | 213.6 |
| OPPONENTS | 12 | 59.97 | 440-198-21 | 45.0 | 2153 | 35 | 45 | 179.4 |

| RECEIVING | GP | NO. | YDS | AVG | TD | LONG | AVG/G |
|-----------------|----|-----|------|------|----|------|-------|
| Thomas, Stevie | 12 | 56 | 972 | 17.4 | 23 | 45 | 81.0 |
| Byrd, Bobby | 12 | 41 | 509 | 12.4 | 5 | 34 | 42.4 |
| Brown, Eddie | 12 | 33 | 310 | 9.4 | 1 | 30 | 25.8 |
| Mayes, Jeff | 11 | 23 | 302 | 13.1 | 5 | 35 | 27.5 |
| Willis, Darren | 4 | 8 | 76 | 9.5 | 1 | 20 | 19.0 |
| Field, Amod | 3 | 7 | 122 | 17.4 | 2 | 36 | 40.7 |
| Jarvis, Ralph | 6 | 7 | 99 | 14.1 | 1 | 22 | 16.5 |
| Bowden, Andre | 12 | 7 | 72 | 10.3 | 1 | 33 | 6.0 |
| Perkins, Tracey | 12 | 7 | 61 | 8.7 | 1 | 20 | 5.1 |
| Browner, Keith | 9 | 4 | 38 | 9.5 | 1 | 16 | 4.2 |
| March, Joe | 6 | 3 | 40 | 13.3 | 1 | 23 | 6.7 |
| Woods, Jerry | 5 | 3 | 36 | 12.0 | 0 | 17 | 7.2 |
| Howard, Anthony | 3 | 3 | 31 | 10.3 | 2 | 16 | 10.3 |
| Barley, Les | 7 | 2 | 8 | 4.0 | 0 | 8 | 1.1 |
| Smith, David | 9 | 1 | 18 | 18.0 | 0 | 18 | 2.0 |
| TEAM | 12 | 205 | 2694 | 13.1 | 44 | 45 | 224.5 |
| OPPONENTS | 12 | 198 | 2307 | 11.7 | 35 | 45 | 192.2 |

| KICK RETURNS | NO | YDS | AVG | TD | LONG |
|----------------|----|------|------|----|------|
| Thomas, Stevie | 28 | 477 | 17.0 | 0 | 28 |
| Brown, Eddie | 14 | 323 | 23.1 | 1 | 56 |
| Willis, Darren | 4 | 71 | 17.8 | 0 | 25 |
| Byrd, Bobby | 3 | 37 | 12.3 | 0 | 18 |
| Mayes, Jeff | 1 | 21 | 21.0 | 0 | 21 |
| Thomas, Carl | 2 | 20 | 20.0 | 0 | 20 |
| Woods, Jerry | 1 | 16 | 16.0 | 0 | 16 |
| TEAM | 52 | 965 | 18.6 | 1 | 56 |
| OPPONENTS | 55 | 1025 | 18.6 | 2 | 55 |

| FUMBLE RET | NO | YDS | AVG | TD | LONG |
|---------------|----|-----|------|----|------|
| Woods, Jerry | 1 | 0 | 0.0 | 0 | 0 |
| Dowden, Corey | 1 | 4 | 4.0 | 1 | 4 |
| Bowden, Andre | 1 | 22 | 22.0 | 1 | 22 |
| Barley, Les | 0 | 4 | 0.0 | 1 | 4 |
| Field, Amod | 0 | 0 | 0.0 | 0 | 0 |
| TEAM | 3 | 30 | 10.0 | 4 | 22 |
| OPPONENTS | 4 | 35 | 8.8 | 2 | 35 |

| INTERCEPTIONS | NO | YDS | AVG | TD | LONG |
|-----------------|----|-----|------|----|------|
| Dowden, Corey | 6 | 113 | 18.8 | 2 | 45 |
| Perkins, Tracey | 5 | 74 | 14.8 | 1 | 49 |
| Byrd, Bobby | 2 | 26 | 13.0 | 1 | 26 |
| Brown, Eddie | 2 | 12 | 6.0 | 0 | 12 |
| Willis, Darren | 2 | 16 | 8.0 | 0 | 16 |
| Crawford, Rawla | 1 | 2 | 2.0 | 0 | 2 |
| March, Joe | 1 | 4 | 4.0 | 1 | 4 |
| Mayes, Jeff | 1 | 48 | 48.0 | 1 | 48 |
| Woods, Jerry | 1 | 32 | 32.0 | 0 | 32 |
| TEAM | 21 | 327 | 15.6 | 6 | 49 |
| OPPONENTS | 20 | 163 | 8.1 | 2 | 33 |

| FG RETURNS | NO | YDS | AVG | TD | LONG |
|-----------------|----|-----|------|----|------|
| Brown, Eddie | 13 | 164 | 12.6 | 0 | 27 |
| Thomas, Stevie | 9 | 142 | 15.8 | 0 | 37 |
| Willis, Darren | 1 | 13 | 13.0 | 0 | 13 |
| Thomas, Carl | 1 | 8 | 8.0 | 0 | 8 |
| Byrd, Bobby | 1 | 19 | 19.0 | 0 | 19 |
| Perkins, Tracey | 1 | 5 | 5.0 | 0 | 5 |
| TEAM | 26 | 351 | 13.5 | 0 | 37 |
| OPPONENTS | 12 | 192 | 16.0 | 0 | 30 |

| SCORING | TD | FGS | KICK | RUSH | RCV | PASS | 2PT | SAF | PTS |
|-----------------|----|-------|-------|------|-----|------|-----|-----|-----|
| Thomas, Stevie | 23 | 0-0 | 0-0 | 0-0 | 1 | 0-0 | 0 | 0 | 140 |
| Bowden, Andre | 17 | 0-0 | 0-0 | 0-0 | 0 | 0-0 | 0 | 0 | 102 |
| Czyzewski, Arde | 0 | 10-29 | 63-73 | 0-0 | 0-0 | 0-0 | 0 | 0 | 93 |
| Byrd, Bobby | 7 | 0-0 | 0-0 | 0-0 | 0-0 | 0-0 | 0 | 0 | 42 |
| Mayes, Jeff | 6 | 0-0 | 0-0 | 0-0 | 0-0 | 0-0 | 0 | 0 | 36 |
| Field, Amod | 3 | 0-0 | 0-0 | 0-0 | 0-0 | 0-0 | 0 | 0 | 18 |
| Dowden, Corey | 3 | 0-0 | 0-0 | 0-0 | 0-0 | 0-0 | 0 | 0 | 18 |
| Brown, Eddie | 3 | 0-0 | 0-0 | 0-0 | 0-0 | 0-0 | 0 | 0 | 18 |
| Smith, David | 3 | 0-0 | 0-0 | 0-0 | 0-0 | 0-0 | 0 | 0 | 18 |
| Barley, Les | 3 | 0-0 | 0-0 | 0-0 | 0-0 | 0-0 | 0 | 0 | 18 |
| March, Joe | 2 | 0-0 | 0-0 | 0-0 | 0-0 | 0-0 | 0 | 0 | 14 |
| Perkins, Tracey | 2 | 0-0 | 0-0 | 0-0 | 0-0 | 0-0 | 0 | 0 | 12 |
| Howard, Anthony | 2 | 0-0 | 0-0 | 0-0 | 0-0 | 0-0 | 0 | 0 | 12 |
| Willis, Darren | 1 | 0-0 | 0-0 | 0-0 | 1 | 0-0 | 0 | 0 | 8 |
| Browner, Keith | 1 | 0-0 | 0-0 | 0-0 | 0-0 | 0-0 | 0 | 0 | 6 |
| Gruen, Jay | 1 | 0-0 | 0-0 | 0-0 | 2-5 | 0-0 | 0 | 0 | 6 |
| Jarvis, Ralph | 1 | 0-0 | 0-0 | 0-0 | 0-0 | 0-0 | 0 | 0 | 6 |
| Wise, Deatrich | 0 | 0-0 | 0-0 | 0-0 | 0-0 | 0-0 | 0 | 1 | 2 |
| TEAM | 78 | 10-29 | 63-73 | 0-0 | 2-5 | 0-0 | 3 | 571 | |
| OPPONENTS | 52 | 13-29 | 32-41 | 2-4 | 0-7 | 0-0 | 1 | 389 | |

2-PT. CONVERSIONS: TB 2-5, OPPONENTS 0-7; Thomas, Willis
 SACKS: TB 20.0, OPPONENTS 20.0; Wise 6.5, Bowden 6.0, Browner 5.5,
 March 2.0, Barley 1.0, Dahlike 1.0, Johnson 1.0, Kenney 1.0, Mayes 1.0,
 Smith 1.0, Sperduto 1.0

1994 STORM STATS

| DATE | OPPONENT | W/L | SCORE | ATTENDANCE |
|------|---------------|-----|-------|------------|
| 3/21 | Charlotte | L | 39-44 | 16150 |
| 3/28 | @ Albany | L | 45-71 | 11882 |
| 6/03 | Fort Worth | W | 58-45 | 14995 |
| 6/11 | @ Cleveland | W | 40-33 | 4127 |
| 6/25 | Miami | W | 47-32 | 19031 |
| 7/01 | @ Orlando | L | 40-61 | 14015 |
| 7/09 | Milwaukee | W | 69-35 | 20266 |
| 7/18 | @ Fort Worth | W | 53-43 | 3103 |
| 7/23 | Massachusetts | W | 51-50 | 18007 |
| 7/30 | @ Arizona | L | 21-48 | 15505 |
| 8/6 | @ Las Vegas | L | 58-63 | 8941 |
| 8/13 | Orlando | W | 40-39 | 20819 |

| TEAM STATISTICS | TAM | OPP |
|----------------------|------|------|
| SCORING | 564 | 564 |
| Points Per Game | 46.8 | 47.0 |
| FIRST DOWNS | 201 | 181 |
| Rushing | 36 | 30 |
| Passing | 137 | 118 |
| Penalty | 28 | 33 |
| RUSHING YARDAGE | 547 | 452 |
| Yards Gained Rushing | 560 | 469 |
| Yards Lost Rushing | 17 | 17 |
| Rushing Attempts | 167 | 123 |
| Average Per Rush | 3.7 | 3.0 |

STORM HISTORY

5 TIME ARENABOWL CHAMPIONS



1995 STORM STATS

| DATE | OPPONENT | W/L | SCORE | ATTENDANCE |
|------|---------------|-----|-------|------------|
| 5/13 | @ Miami | W | 58-43 | 6,978 |
| 5/27 | Charlotte | W | 34-16 | 12,426 |
| 6/02 | @ Las Vegas | W | 69-55 | 4,212 |
| 6/03 | Miami | W | 54-7 | 13,114 |
| 6/17 | @ Albany | L | 36-42 | 11,801 |
| 6/24 | Las Vegas | L | 37-38 | 13,022 |
| 7/01 | Memphis | W | 68-32 | 14,209 |
| 7/08 | @ Connecticut | W | 38-32 | 7,521 |
| 7/14 | @ Orlando | W | 51-34 | 15,638 |
| 7/21 | Connecticut | W | 60-32 | 12,825 |
| 7/29 | Orlando | W | 44-20 | 24,055 |
| 8/04 | @ Milwaukee | W | 56-27 | 16,147 |

| TEAM STATISTICS | TAM | OPP |
|--------------------------------|------------|------------|
| SCORING | 605 | 378 |
| Points Per Game | 50.4 | 31.5 |
| FIRST DOWNS | 190 | 162 |
| Rushing | 37 | 22 |
| Passing | 136 | 107 |
| Penalty | 17 | 33 |
| RUSHING YARDAGE | 466 | 207 |
| Yards Gained Rushing | 471 | 253 |
| Yards Lost Rushing | 5 | 46 |
| Rushing Attempts | 135 | 91 |
| Average Per Rush | 3.5 | 2.3 |
| Average Per Game | 38.8 | 17.2 |
| TDs Rushing | 27 | 13 |
| PASSING YARDAGE | 2822 | 2326 |
| Att-Comp-Int | 361-205-12 | 416-205-19 |
| Average Per Pass | 7.8 | 5.6 |
| Average Per Catch | 13.8 | 11.3 |
| Average Per Game | 235.2 | 193.8 |
| TDs Passing | 47 | 33 |
| TOTAL OFFENSE | 3288 | 2533 |
| Total Plays | 505 | 533 |
| Average Per Play | 6.5 | 4.8 |
| Average Per Game | 274.0 | 211.1 |
| KICK RETURNS: #-YARDS | 50-890 | 64-994 |
| FG RETURNS: #-YARDS | 17-267 | 11-181 |
| INT RETURNS: #-YARDS | 19-152 | 12-110 |
| KICK RETURN AVERAGE | 17.8 | 15.5 |
| FG RETURN AVERAGE | 15.7 | 16.5 |
| INT RETURN AVERAGE | 8.0 | 9.2 |
| FUMBLES-LOST | 14-4 | 38-16 |
| PENALTIES-YARDS | 118-587 | 97-388 |
| Average Per Game | 48.9 | 32.3 |
| TIME OF POSSESSION/GAME | 27:57 | 27:03 |
| 3RD-DOWN CONVERSIONS | 32/74 | 24/92 |
| 3rd-Down Pct | 43% | 26% |
| 4TH-DOWN CONVERSIONS | 0/1 | 0/1 |
| 4th-Down Pct | 0% | 0% |
| SACKS BY-YARDS | 26-117 | 9-42 |
| MISC YARDS | 81 | 49 |
| TOUCHDOWNS SCORED | 14-32 | 12-39 |
| FIELD GOALS-ATTEMPTS | 69-79 | 30-38 |
| PAT-ATTEMPTS | 0-0 | 0-0 |
| 2-pt PAT-ATTEMPTS | 89651 | 62297 |
| ATTENDANCE | 61/4942 | 6/10383 |
| Games/Avg Per Game | | |

| SCORE BY QTR. | 1ST | 2ND | 3RD | 4TH | OT | TOTAL |
|-----------------|-----|-----|-----|-----|----|-------|
| Tampa Bay Storm | 149 | 212 | 90 | 154 | - | 605 |
| Opponents | 97 | 109 | 66 | 106 | - | 378 |

| RUSHING | GP | ATT | GAIN | LOSS | NET | AVG | TD | LONG | AVG/G |
|---------------|----|-----|------|------|-----|------|----|------|-------|
| McKinnon, C | 8 | 53 | 222 | 0 | 222 | 4.2 | 13 | 22 | 27.8 |
| Caesar, Ivan | 10 | 29 | 143 | 0 | 143 | 4.9 | 7 | 23 | 14.3 |
| Jones, Tony | 10 | 28 | 87 | 0 | 87 | 3.1 | 6 | 11 | 8.7 |
| Kelchner, J | 2 | 1 | 8 | 0 | 8 | 8.0 | 1 | 8 | 4.0 |
| Gruden, Jay | 12 | 20 | 9 | 2 | 7 | 0.3 | 0 | 5 | 0.6 |
| Byrd, Bobby | 2 | 1 | 1 | 0 | 1 | 1.0 | 0 | 1 | 0.5 |
| Brown, Eddie | 3 | 2 | 1 | 0 | 1 | 0.5 | 0 | 1 | 0.3 |
| Bell, Grantis | 5 | 1 | 0 | 3 | -3 | -3.0 | 0 | 0 | -0.6 |
| TEAM | 12 | 135 | 471 | 5 | 466 | 3.5 | 27 | 23 | 38.8 |
| OPPONENTS | 12 | 91 | 253 | 46 | 207 | 2.3 | 13 | 23 | 17.2 |

| FIELD GOALS | M-A | PCT | 01-19 | 20-29 | 30-39 | 40-49 | 50-59 | LG | BLK |
|-------------|-------|------|-------|-------|-------|-------|-------|----|-----|
| Cimadevilla | 14-32 | 43.8 | 5-6 | 6-6 | 1-4 | 1-10 | 1-6 | 50 | 2 |
| TEAM | 14-32 | 43.8 | 5-6 | 6-6 | 1-4 | 1-10 | 1-6 | 50 | 2 |
| OPPONENTS | 12-39 | 30.8 | 0-0 | 2-3 | 7-9 | 3-10 | 0-17 | 47 | 4 |

| PASSING | GP | RATING | ATT-CMP-INT | PCT | YDS | TD | LNG | AVG/G |
|-------------|----|--------|-------------|-------|------|----|-----|-------|
| Gruden, Jay | 12 | 100.18 | 352-198-11 | 56.2 | 2787 | 44 | 45 | 232.2 |
| Kelchner, J | 2 | 95.83 | 7-5-1 | 71.4 | 64 | 1 | 21 | 32.0 |
| McKinnon, C | 8 | 135.42 | 1-1-0 | 100.0 | 7 | 1 | 7 | 0.9 |
| Caesar, I | 10 | 158.32 | 1-1-0 | 100.0 | 28 | 1 | 28 | 2.8 |
| TEAM | 12 | 100.68 | 361-205-12 | 56.8 | 2822 | 47 | 45 | 235.2 |
| OPPONENTS | 12 | 67.25 | 416-205-19 | 49.3 | 2326 | 33 | 47 | 193.8 |

| RECEIVING | GP | NO. | YDS | AVG | TD | LONG | AVG/G |
|-----------------|----|-----|------|------|----|------|-------|
| Thomas, Stevie | 12 | 67 | 1002 | 15.0 | 18 | 45 | 83.5 |
| LaFrance, Georg | 12 | 64 | 959 | 15.0 | 16 | 45 | 79.9 |
| Bell, Grantis | 5 | 15 | 218 | 14.5 | 3 | 41 | 43.6 |
| Williams, Wayne | 6 | 12 | 142 | 11.8 | 1 | 19 | 23.7 |
| Simmons, Stacey | 8 | 9 | 153 | 17.0 | 2 | 39 | 19.1 |
| Samuels, Lawren | 10 | 8 | 93 | 11.6 | 2 | 22 | 9.3 |
| Brown, Eddie | 3 | 5 | 85 | 17.0 | 0 | 20 | 28.3 |
| Perkins, Tracey | 9 | 5 | 42 | 8.4 | 1 | 15 | 4.7 |
| Jones, Tony | 10 | 5 | 40 | 8.0 | 1 | 12 | 4.0 |
| Byrd, Bobby | 2 | 3 | 46 | 15.3 | 0 | 28 | 23.0 |
| March, Joe | 8 | 3 | 42 | 14.0 | 2 | 21 | 5.2 |
| McKinnon, Cedri | 8 | 3 | 15 | 5.0 | 0 | 10 | 1.9 |
| Harris, Tony | 3 | 2 | 23 | 11.5 | 0 | 15 | 7.7 |
| Caesar, Ivan | 10 | 2 | 17 | 8.5 | 0 | 10 | 1.7 |
| Bembrey, Sylvus | 11 | 1 | 6 | 6.0 | 0 | 6 | 0.5 |
| Rowland, Lynn | 9 | 1 | 2 | 2.0 | 1 | 2 | 0.2 |
| TEAM | 12 | 205 | 2885 | 14.1 | 47 | 45 | 240.4 |
| OPPONENTS | 12 | 205 | 2474 | 12.1 | 33 | 47 | 206.2 |

| KICK RETURNS | NO | YDS | AVG | TD | LONG |
|-----------------|----|-----|------|----|------|
| LaFrance, Georg | 45 | 843 | 18.7 | 2 | 56 |
| Thomas, Stevie | 3 | 21 | 7.0 | 0 | 14 |
| Simmons, Stacey | 1 | 12 | 12.0 | 0 | 12 |
| Dowden, Corey | 1 | 14 | 14.0 | 0 | 14 |
| TEAM | 50 | 890 | 17.8 | 2 | 56 |
| OPPONENTS | 64 | 994 | 15.5 | 1 | 53 |

| FUMBLE RET | NO | YDS | AVG | TD | LONG |
|---------------|----|-----|------|----|------|
| Gruden, Jay | 1 | 2 | 2.0 | 1 | 2 |
| March, Joe | 1 | 0 | 0.0 | 0 | 0 |
| Dowden, Corey | 1 | 15 | 15.0 | 1 | 15 |
| TEAM | 3 | 17 | 5.7 | 2 | 15 |
| OPPONENTS | 2 | 40 | 20.0 | 1 | 32 |

| INTERCEPTIONS | NO | YDS | AVG | TD | LONG |
|-----------------|----|-----|------|----|------|
| Perkins, Tracey | 5 | 41 | 8.2 | 0 | 28 |
| Dowden, Corey | 3 | 26 | 8.7 | 0 | 26 |
| Williams, Wayne | 3 | 13 | 4.3 | 0 | 13 |
| Samuels, Lawren | 3 | 33 | 11.0 | 1 | 13 |
| Thomas, Stevie | 2 | 27 | 13.5 | 2 | 14 |
| Jones, Tony | 1 | 0 | 0.0 | 0 | 0 |
| Brown, Eddie | 1 | 12 | 12.0 | 0 | 12 |
| Simmons, Stacey | 1 | 0 | 0.0 | 0 | 0 |
| TEAM | 19 | 152 | 8.0 | 3 | 28 |
| OPPONENTS | 12 | 110 | 9.2 | 1 | 31 |

| FG RETURNS | NO | YDS | AVG | TD | LONG |
|-----------------|----|-----|------|----|------|
| LaFrance, Georg | 17 | 267 | 15.7 | 0 | 33 |
| TEAM | 17 | 267 | 15.7 | 0 | 33 |
| OPPONENTS | 11 | 181 | 16.5 | 0 | 23 |

| SCORING | TD | FGS | KICK | RUSH | RCV | PASS | 2PT | SAF | PTS |
|-----------------|----|-------|-------|------|-----|------|-----|-----|-----|
| Thomas, Stevie | 20 | 0-0 | 0-0 | 0-0 | 0-0 | 0 | 0 | 0 | 120 |
| LaFrance, Geor | 18 | 0-0 | 0-0 | 0-0 | 0-0 | 0 | 0 | 0 | 108 |
| Cimadevilla, Jo | 0 | 13-29 | 69-79 | 0-0 | 0-0 | 0 | 0 | 0 | 108 |
| McKinnon, Cedri | 13 | 0-0 | 0-0 | 0-0 | 0-0 | 0 | 0 | 0 | 78 |
| Caesar, Ivan | 7 | 0-0 | 0-0 | 0-0 | 0-0 | 0 | 1 | 44 | |
| Jones, Tony | 7 | 0-0 | 0-0 | 0-0 | 0-0 | 0 | 0 | 42 | |
| Samuels, Lawr | 3 | 0-0 | 0-0 | 0-0 | 0-0 | 0 | 0 | 18 | |
| Bell, Grantis | 3 | 0-0 | 0-0 | 0-0 | 0-0 | 0 | 0 | 18 | |
| March, Joe | 2 | 0-0 | 0-0 | 0-0 | 0-0 | 0 | 1 | 14 | |
| Simmons, Stac | 2 | 0-0 | 0-0 | 0-0 | 0-0 | 0 | 0 | 12 | |
| Kelchner, Jake | 1 | 0-0 | 0-0 | 0-0 | 0-0 | 0 | 0 | 6 | |
| Williams, Wayn | 1 | 0-0 | 0-0 | 0-0 | 0-0 | 0 | 0 | 6 | |
| Rowland, Lynn | 1 | 0-0 | 0-0 | 0-0 | 0-0 | 0 | 0 | 6 | |
| Perkins, Tracey | 1 | 0-0 | 0-0 | 0-0 | 0-0 | 0 | 0 | 6 | |
| Dowden, Corey | 1 | 0-0 | 0-0 | 0-0 | 0-0 | 0 | 0 | 6 | |
| Grudem, Jay | 1 | 0-0 | 0-0 | 0-0 | 0-2 | 0 | 0 | 6 | |
| Maynor, Connell | 0 | 1-3 | 0-0 | 0-0 | 0-0 | 0 | 0 | 3 | |
| TEAM | 0 | 0-0 | 0-0 | 0-0 | 0-0 | 0 | 1 | 2 | |
| Wise, Deatrich | 0 | 0-0 | 0-0 | 0-0 | 0-0 | 0 | 0 | 1 | |
| TEAM | 81 | 14-32 | 69-79 | 0-0 | 0-2 | 0 | 4 | 605 | |
| OPPONENTS | 49 | 12-39 | 30-38 | 3-6 | 4 | 4 | 5 | 378 | |

2-PT. CONVERSIONS: TB 0-2, OPPONENTS 7-11
 SACKS: TB 25.0, OPPONENTS 9.0; Caesar 4.0, Wells 4.0, Bembrey 3.0, March 3.0, Conlin 2.0, Wise 2.0, Wyatt 2.0, K. Harris 1.0, Jones 1.0, McKinnon 1.0, Rowland 1.0, Team 1.0

1996 STORM STATS

| DATE | OPPONENT | W/L | SCORE | ATTENDANCE |
|------|-------------|-----|----------|------------|
| 4/26 | @ St. Louis | W | 57-38 | 6,335 |
| 5/11 | Texas | W | 62-27 | 14,178 |
| 5/18 | Orlando | W | 63-42 | 16,444 |
| 5/24 | @ Minnesota | W | 41-16 | 7,781 |
| 6/01 | San Jose | W | 36-22 | 14,663 |
| 6/08 | Florida | W | 55-47 | 14,117 |
| 6/15 | @ Anaheim | W | 34-28 | 14,102 |
| 6/22 | @ Memphis | W | 43-12 | 13,363 |
| 6/29 | Charlotte | L | 53-66 | 15,492 |
| 7/06 | @ Florida | W | 39-36 | 3,663 |
| 7/12 | Albany | W | 65-52 OT | 13,202 |
| 7/29 | Orlando | L | 39-40 | 16,236 |
| 8/02 | @ Texas | W | 69-48 | 16,211 |
| | | W | 42-30 | 9,750 |

| TEAM STATISTICS | TAM | OPP |
|------------------------------|------------|------------|
| SCORING | 698 | 504 |
| Points Per Game | 49.9 | 36.0 |
| FIRST DOWNS | 48 | 216 |
| Rushing | 30 | 27 |
| Passing | 186 | 150 |
| Penalty | 32 | 39 |
| RUSHING YARDAGE | 271 | 214 |
| Yards Gained Rushing | 284 | 215 |
| Yards Lost Rushing | 13 | 1 |
| Rushing Attempts | 120 | 89 |
| Average Per Rush | 2.3 | 2.4 |
| Average Per Game | 19.4 | 15.3 |
| TDs Rushing | 21 | 17 |
| PASSING YARDAGE | 3569 | 3110 |
| Att-Comp-Int | 449-277-14 | 496-259-21 |
| Average Per Pass | 7.9 | 6.3 |
| Average Per Catch | 12.9 | 12.0 |
| Average Per Game | 254.9 | 222.1 |
| TDs Passing | 71 | 47 |
| TOTAL OFFENSE | 3840 | 3324 |
| Total Plays | 584 | 607 |
| Average Per Play | 6.6 | 5.5 |
| Average Per Game | 274.3 | 237.4 |
| KICK RETURNS: #-YARDS | 73-1304 | 81-1383 |
| FG RETURNS: #-YARDS | 22-288 | 20-406 |
| INT RETURNS: #-YARDS | 21-154 | 14-70 |
| KICK RETURN AVERAGE | | |

STORM HISTORY

5 TIME ARENABOWL CHAMPIONS



1997 STORM STATS

| DATE | OPPONENT | W/L | SCORE | ATTENDANCE |
|------|-------------|-----|-------|------------|
| 5/04 | @ Arizona | W | 42-30 | 14,653 |
| 5/10 | Florida | W | 38-19 | 11,222 |
| 5/17 | Orlando | L | 17-43 | 14,179 |
| 5/23 | @ Nashville | W | 42-26 | 11,875 |
| 5/30 | Milwaukee | W | 41-52 | 9,888 |
| 6/07 | @ Albany | L | 31-53 | 9,384 |
| 6/14 | New Jersey | L | 28-44 | 11,488 |
| 6/21 | New York | W | 27-9 | 11,461 |
| 6/27 | @ Orlando | L | 30-54 | 16,529 |
| 7/05 | @ Texas | W | 40-31 | 4,026 |
| 7/12 | Anaheim | W | 68-43 | 13,542 |
| 7/19 | Iowa | L | 38-61 | 11,818 |
| 7/26 | Florida | W | 48-22 | 12,460 |
| 8/02 | @ San Jose | W | 58-34 | 15,248 |

| TEAM STATISTICS | TAM | OPP |
|--------------------------------|------------|------------|
| SCORING | 548 | 521 |
| Points Per Game | 39.1 | 37.2 |
| FIRST DOWNS | 230 | 187 |
| Rushing | 37 | 21 |
| Passing | 165 | 136 |
| Penalty | 28 | 30 |
| RUSHING YARDAGE | 381 | 303 |
| Yards Gained Rushing | 387 | 337 |
| Yards Lost Rushing | 6 | 34 |
| Rushing Attempts | 133 | 111 |
| Average Per Rush | 2.9 | 2.7 |
| Average Per Game | 27.2 | 21.6 |
| TDs Rushing | 24 | 13 |
| PASSING YARDAGE | 3133 | 2633 |
| Att-Comp-Int | 480-262-23 | 436-242-17 |
| Average Per Pass | 6.5 | 6.0 |
| Average Per Catch | 12.0 | 10.9 |
| Average Per Game | 223.8 | 188.1 |
| TDs Passing | 46 | 45 |
| TOTAL OFFENSE | 3514 | 2936 |
| Total Plays | 633 | 561 |
| Average Per Play | 5.6 | 5.2 |
| Average Per Game | 251.0 | 209.7 |
| KICK RETURNS: #-YARDS | 75-1190 | 67-1323 |
| FG RETURNS: #-YARDS | 16-202 | 12-215 |
| INT RETURNS: #-YARDS | 17-136 | 24-192 |
| KICK RETURN AVERAGE | 15.9 | 19.7 |
| FG RETURN AVERAGE | 12.6 | 17.9 |
| INT RETURN AVERAGE | 8.0 | 8.0 |
| FUMBLES-LOST | 26-12 | 17-11 |
| PENALTIES-YARDS | 118-521 | 126-556 |
| Average Per Game | 37.2 | 39.7 |
| TIME OF POSSESSION/GAME | 31:19 | 28:42 |
| 3RD-DOWN CONVERSIONS | 42/94 | 30/93 |
| 3rd-Down Pct | 45% | 32% |
| 4TH-DOWN CONVERSIONS | 1/4 | 2/4 |
| 4th-Down Pct | 25% | 50% |
| SACKS BY-YARDS | 14-69 | 20-113 |
| MISC YARDS | 14 | 0 |
| TOUCHDOWNS SCORED | 74 | 69 |
| FIELD GOALS-ATTEMPTS | 13-32 | 16-46 |
| PAT-ATTEMPTS | 49-63 | 47-56 |
| 2-pt PAT-ATTEMPTS | 0-0 | 0-0 |
| ATTENDANCE | 84570 | 71715 |
| Games/Avg Per Game | 8/10571 | 6/11952 |

| SCORE BY QTR. | 1ST | 2ND | 3RD | 4TH | OT | TOTAL |
|-----------------|-----|-----|-----|-----|----|-------|
| Tampa Bay Storm | 123 | 174 | 116 | 135 | - | 548 |
| Opponents | 116 | 181 | 92 | 132 | - | 521 |

| RUSHING | GP | ATT | GAIN | LOSS | NET | AVG | TD | LONG | AVG/G |
|----------------|----|-----|------|------|-----|------|----|------|-------|
| Barley, Les | 13 | 43 | 183 | 0 | 183 | 4.3 | 8 | 39 | 14.1 |
| Jones, Tony | 11 | 34 | 88 | 2 | 86 | 2.5 | 5 | 8 | 7.8 |
| Bowden, Andre | 5 | 31 | 81 | 0 | 81 | 2.6 | 9 | 16 | 16.2 |
| McKinnon, Ced | 4 | 10 | 21 | 0 | 21 | 2.1 | 1 | 9 | 5.2 |
| Adams, Ron | 3 | 2 | 18 | 4 | 14 | 7.0 | 1 | 18 | 4.7 |
| Thomas, Stevie | 14 | 1 | -1 | 0 | -1 | -1.0 | 0 | 0 | -0.1 |
| Willis, Peter | 14 | 12 | -3 | 0 | -3 | -0.2 | 0 | 3 | -0.2 |
| TEAM | 14 | 133 | 387 | 6 | 381 | 2.9 | 24 | 39 | 27.2 |
| OPPONENTS | 14 | 111 | 337 | 34 | 303 | 2.7 | 13 | 38 | 21.6 |

| FIELD GOALS | M-A | PCT | 01-19 | 20-29 | 30-39 | 40-49 | 50-59 | LG | BLK |
|---------------|-------|------|-------|-------|-------|-------|-------|----|-----|
| Belden, Terry | 3-12 | 25.0 | 0-0 | 2-3 | 1-2 | 0-2 | 0-5 | 31 | 1 |
| Fall, Rich | 10-20 | 50.0 | 1-1 | 3-3 | 4-5 | 2-5 | 0-6 | 47 | 0 |
| TEAM | 13-32 | 40.6 | 1-1 | 5-6 | 5-7 | 2-7 | 0-11 | 47 | 1 |
| OPPONENTS | 13-41 | 31.7 | 0-0 | 4-8 | 6-9 | 1-7 | 2-17 | 58 | 3 |

| PASSING | GP | RATING | ATT-CMP-INT | PCT | YDS | TD | LNG | AVG/G |
|-----------------|----|--------|-------------|------|------|----|-----|-------|
| Willis, Peter T | 14 | 81.85 | 413-225-19 | 54.5 | 2846 | 41 | 46 | 203.3 |
| White, Dan | 3 | 53.94 | 45-22-3 | 48.9 | 240 | 3 | 19 | 80.0 |
| Adams, Ron | 3 | 92.99 | 22-15-1 | 68.2 | 160 | 2 | 29 | 53.3 |
| TEAM | 14 | 78.76 | 480-262-23 | 54.6 | 3133 | 46 | 46 | 223.8 |
| OPPONENTS | 14 | 83.06 | 436-242-17 | 55.5 | 2633 | 45 | 44 | 188.1 |

| RECEIVING | GP | NO. | YDS | AVG | TD | LONG | AVG/G |
|-----------------|----|-----|------|------|----|------|-------|
| LaFrance, Geo | 14 | 93 | 1131 | 12.2 | 22 | 40 | 80.8 |
| Thomas, Stevie | 14 | 54 | 733 | 13.6 | 12 | 45 | 52.4 |
| Samuels, Lawr | 14 | 54 | 678 | 12.6 | 6 | 46 | 48.4 |
| Williams, Way | 9 | 14 | 151 | 10.8 | 0 | 26 | 16.8 |
| Walker, Wayne | 4 | 12 | 185 | 15.4 | 4 | 41 | 46.2 |
| Worthman, Ant | 11 | 7 | 74 | 10.6 | 0 | 15 | 6.7 |
| Kennedy, Larry | 5 | 6 | 69 | 11.5 | 0 | 18 | 13.8 |
| Bell, Grants | 2 | 5 | 90 | 18.0 | 1 | 45 | 45.0 |
| Sutton, Walter | 3 | 5 | 53 | 10.6 | 0 | 19 | 17.7 |
| Fleming, Flint | 6 | 3 | 32 | 10.7 | 1 | 19 | 5.3 |
| Bowden, Andre | 5 | 2 | 18 | 9.0 | 0 | 19 | 3.6 |
| Rowland, Lynn | 8 | 2 | 14 | 7.0 | 0 | 4 | 1.8 |
| Woods, Tony | 6 | 2 | 8 | 4.0 | 0 | 7 | 1.3 |
| Perkins, Tracey | 14 | 2 | 8 | 4.0 | 0 | 6 | 0.6 |
| Barley, Les | 13 | 1 | 2 | 2.0 | 0 | 2 | 0.2 |
| TEAM | 14 | 262 | 3246 | 12.4 | 46 | 46 | 231.9 |
| OPPONENTS | 14 | 242 | 2720 | 11.2 | 45 | 44 | 194.3 |

| KICK RETURNS | NO | YDS | AVG | TD | LONG |
|-----------------|----|------|------|----|------|
| LaFrance, Geo | 59 | 1024 | 17.4 | 1 | 56 |
| Walker, Wayne | 7 | 146 | 20.9 | 0 | 37 |
| Thomas, Stevie | 3 | 16 | 5.3 | 0 | 7 |
| Worthman, Ant | 3 | -3 | -1.0 | 0 | 0 |
| Samuels, Lawr | 1 | 0 | 0.0 | 0 | 0 |
| Bell, Grants | 1 | 0 | 0.0 | 0 | 0 |
| Parker, Cornell | 1 | 7 | 7.0 | 0 | 7 |
| TEAM | 75 | 1190 | 15.9 | 1 | 56 |
| OPPONENTS | 67 | 1323 | 19.7 | 5 | 57 |

| FUMBLE RET | NO | YDS | AVG | TD | LONG |
|-----------------|----|-----|-----|----|------|
| Bazile, Wilky | 1 | 4 | 4.0 | 0 | 0 |
| Sanders, Tracy | 1 | 9 | 9.0 | 0 | 9 |
| Samuels, Lawren | 1 | 1 | 1.0 | 1 | 1 |
| Barley, Les | 1 | 0 | 0.0 | 1 | 0 |
| TEAM | 4 | 14 | 3.5 | 2 | 9 |
| OPPONENTS | 2 | 0 | 0.0 | 1 | 0 |

| INTERCEPTIONS | NO | YDS | AVG | TD | LONG |
|-----------------|----|-----|------|----|------|
| Perkins, Tracey | 12 | 82 | 6.8 | 1 | 34 |
| Thomas, Stevie | 2 | 48 | 24.0 | 0 | 42 |
| Sanders, Tracy | 1 | 0 | 0.0 | 0 | 0 |
| Samuels, Lawr | 1 | 6 | 6.0 | 0 | 6 |
| Harris, Johnnie | 1 | 0 | 0.0 | 0 | 0 |
| TEAM | 17 | 136 | 8.0 | 1 | 42 |
| OPPONENTS | 24 | 192 | 8.0 | 4 | 32 |

| FG RETURNS | NO | YDS | AVG | TD | LONG |
|-----------------|----|-----|------|----|------|
| LaFrance, Geo | 11 | 176 | 16.0 | 0 | 37 |
| Walker, Wayne | 2 | 24 | 12.0 | 0 | 15 |
| Perkins, Tracey | 1 | 1 | 1.0 | 0 | 1 |
| Thomas, Stevie | 1 | 1 | 1.0 | 0 | 1 |
| Williams, Wayne | 1 | 0 | 0.0 | 0 | 0 |
| TEAM | 16 | 202 | 12.6 | 0 | 37 |
| OPPONENTS | 12 | 215 | 17.9 | 1 | 53 |

| SCORING | TD | FGS | KICK | RUSH | RCV | PASS | 2PT | SAF | PTS |
|-----------------|----|-------|-------|------|-----|------|-----|-----|-----|
| LaFrance, Geo | 23 | 0-0 | 0-0 | 1 | 0-0 | 0 | 0 | 140 | |
| Thomas, Stevie | 12 | 0-0 | 0-0 | 0 | 0-0 | 0 | 0 | 72 | |
| Fall, Rich | 0 | 10-20 | 33-38 | 0-0 | 0-0 | 0 | 0 | 63 | |
| Barley, Les | 9 | 0-0 | 0-0 | 1-1 | 0-0 | 0 | 0 | 56 | |
| Bowden, Andre | 9 | 0-0 | 0-0 | 0-1 | 0-0 | 0 | 0 | 54 | |
| Samuels, Lawr | 7 | 0-0 | 0-0 | 0-0 | 0-0 | 0 | 0 | 42 | |
| Jones, Tony | 5 | 0-0 | 0-0 | 1-1 | 0-0 | 0 | 0 | 32 | |
| Belden, Terry | 0 | 3-11 | 16-25 | 0-0 | 0-0 | 0 | 0 | 25 | |
| Walker, Wayne | 4 | 0-0 | 0-0 | 0-0 | 0-0 | 0 | 0 | 24 | |
| Bell, Grants | 1 | 0-0 | 0-0 | 0-0 | 0-0 | 0 | 0 | 6 | |
| Perkins, Tracey | 1 | 0-0 | 0-0 | 0-0 | 0-0 | 0 | 0 | 6 | |
| Fleming, Flint | 1 | 0-0 | 0-0 | 0-0 | 0-0 | 0 | 0 | 6 | |
| TEAM | 0 | 0-1 | 0-0 | 0-1 | 0-0 | 0 | 0 | 3 | |
| Adams, Ron | 1 | 0-0 | 0-0 | 0-0 | 0-0 | 0 | 0 | 6 | |
| McKinnon, Cedr | 1 | 0-0 | 0-0 | 0-0 | 0-0 | 0 | 0 | 6 | |
| Wyatt, Willie | 0 | 0-0 | 0-0 | 0-0 | 0-0 | 0 | 0 | 2 | |
| Bembery, Sylves | 0 | 0-0 | 0-0 | 0-0 | 0-0 | 0 | 0 | 1 | |
| Willis, Peter | 0 | 0-0 | 0-0 | 0-0 | 1-6 | 0 | 0 | 0 | |
| White, Dan | 0 | 0-0 | 0-0 | 0-0 | 0-1 | 0 | 0 | 0 | |
| TEAM | 74 | 13-32 | 49-63 | 2-4 | 1 | 1-7 | 0 | 5 | |
| OPPONENTS | 69 | 16-46 | 47-56 | 2-3 | 1 | 1-9 | 0 | 3 | |

2-PT. CONVERSIONS: TB 3-11, OPPONENTS 3-12; Barley, Jones, LaFrance
SACKS: TB 14.0, OPPONENTS 20.0; Bowden 4.0, Rowland 2.0, Barley 1.5,
Bembery 1.5, Wyatt 1.5, Bazile 1.0, Sanders 1.0, Jeffcoat 0.5

1998 STORM STATS

| DATE | OPPONENT | W/L | SCORE | ATTENDANCE |
|------|----------------|-----|-------|------------|
| 5/01 | @ San Jose | W | 45-23 | 14,028 |
| 5/09 | Nashville | L | 52-54 | 9,336 |
| 5/16 | Houston | W | 56-25 | 10,900 |
| 5/23 | @ Florida | W | 44-29 | 2,062 |
| 5/30 | @ New Jersey | W | 81-42 | 9,583 |
| 6/06 | New York | W | 65-33 | 12,945 |
| 6/12 | @ Orlando | W | 42-34 | 15,948 |
| 6/20 | Albany | W | 63-42 | 10,297 |
| 6/27 | Orlando | W | 56-30 | 14,125 |
| 7/03 | @ Houston | W | 62-46 | 3,691 |
| 7/12 | Florida | W | 59-18 | 11,005 |
| 7/17 | @ Nashville | L | 43-49 | 16,121 |
| 7/25 | Iowa | W | 71-44 | 14,007 |
| 8/01 | @ Grand Rapids | W | 55-44 | 10,021 |

| TEAM STATISTICS | TAM | OPP |
|------------------------|------------|------------|
| SCORING | 794 | 513 |
| Points Per Game | 56.7 | 36.6 |
| FIRST DOWNS | 229 | 208 |
| Rushing | 30 | 14 |
| Passing | 160 | 151 |
| Penalty | 39 | 43 |
| RUSHING YARDAGE | 337 | 194 |
| Yards Gained Rushing | 372 | 216 |
| Yards Lost Rushing | 35 | 22 |
| Rushing Attempts | 124 | 85 |
| Average Per Rush | 2.7 | 2.3 |
| Average Per Game | 24.1 | 13.9 |
| TDs Rushing | 22 | 13 |
| PASSING YARDAGE | 3588 | 2902 |
| Att-Comp-Int | 450-271-10 | 497-261-20 |
| Average Per Pass | 8.0 | 5.8 |
| Average Per Catch | 13.2 | 11.1 |
| Average Per Game | 256.3 | 207.3 |
| TDs Passing | 51 | 51 |
| TOTAL OFFENSE | 3925 | 3096 |
| Total Plays | 580 | 611 |
| | | |

STORM HISTORY

5 TIME ARENA BOWL CHAMPIONS



1999 STORM STATS

| DATE | OPPONENT | W/L | SCORE | ATTENDANCE |
|------|----------------|-----|-------|------------|
| 4/24 | Albany | L | 42-49 | 10,436 |
| 4/30 | @ Milwaukee | L | 49-42 | 13,006 |
| 5/15 | Florida | W | 43-12 | 9,673 |
| 5/21 | Nashville | W | 41-34 | 8,689 |
| 5/28 | @ Nashville | W | 43-32 | 12,080 |
| 6/05 | @ Grand Rapids | L | 44-46 | 8,679 |
| 6/12 | @ Orlando | W | 63-37 | 15,101 |
| 6/19 | Arizona | L | 41-60 | 10,636 |
| 6/25 | @ Florida | W | 57-35 | 5,682 |
| 7/02 | @ Buffalo | W | 59-14 | 9,442 |
| 7/11 | Orlando | W | 47-28 | 11,777 |
| 7/17 | New Jersey | W | 55-31 | 11,247 |
| 7/24 | @ San Jose | W | 52-48 | 14,128 |
| 8/02 | New England | W | 54-20 | 12,410 |

| TEAM STATISTICS | TAM | OPP |
|-----------------|------|------|
| SCORING | 690 | 488 |
| Points Per Game | 49.3 | 34.9 |
| FIRST DOWNS | 236 | 209 |
| Rushing | 20 | 19 |
| Passing | 166 | 146 |
| Penalty | 50 | 44 |

| RUSHING YARDAGE | YARDS GAINED | RUSHING ATTEMPTS | AVERAGE PER RUSH | AVERAGE PER GAME | TDs RUSHING |
|----------------------|--------------|------------------|------------------|------------------|-------------|
| 255 | 304 | 293 | 2.1 | 18.2 | 19 |
| Yards Gained Rushing | 293 | 369 | | | |
| Yards Lost Rushing | 38 | 65 | | | |
| Rushing Attempts | 8 | 123 | | | |
| Average Per Rush | 2.1 | 2.6 | | | |
| Average Per Game | 18.2 | 21.7 | | | |
| TDs Rushing | 19 | 12 | | | |

| PASSING YARDAGE | ATT-COMP-INT | AVERAGE PER PASS | AVERAGE PER CATCH | AVERAGE PER GAME | TDs PASSING |
|-------------------|--------------|------------------|-------------------|------------------|-------------|
| 3412 | 2917 | 7.6 | 13.3 | 243.7 | 47 |
| Att-Comp-Int | 448-256-10 | | | | |
| Average Per Pass | 7.6 | 6.0 | | | |
| Average Per Catch | 13.3 | 12.0 | | | |
| Average Per Game | 243.7 | 208.4 | | | |
| TDs Passing | 47 | 32.21 | | | |

| TOTAL OFFENSE | TOTAL PLAYS | AVERAGE PER PLAY | AVERAGE PER GAME | KICK RETURNS: #-YARDS | FG RETURNS: #-YARDS | INT RETURNS: #-YARDS | KICK RETURN AVERAGE | FG RETURN AVERAGE | INT RETURN AVERAGE |
|-----------------------|-------------|------------------|------------------|-----------------------|---------------------|----------------------|---------------------|-------------------|--------------------|
| 3667 | 627 | 5.1 | 261.9 | 59-841 | 8-142 | 13-72 | 14.3 | 17.8 | 13.7 |
| Total Plays | 576 | 5.1 | 230.1 | | | | | | |
| Average Per Play | 6.4 | 5.1 | | | | | | | |
| Average Per Game | 261.9 | 230.1 | | | | | | | |
| KICK RETURNS: #-YARDS | 59-841 | 90-1688 | | | | | | | |
| FG RETURNS: #-YARDS | 17-303 | 8-142 | | | | | | | |
| INT RETURNS: #-YARDS | 13-72 | 10-36 | | | | | | | |
| KICK RETURN AVERAGE | 14.3 | 18.8 | | | | | | | |
| FG RETURN AVERAGE | 17.8 | 17.8 | | | | | | | |
| INT RETURN AVERAGE | 13.7 | 3.6 | | | | | | | |

| FUMBLES-LOST | PENALTIES-YARDS | AVERAGE PER GAME | TIME OF POSSESSION/GAME | 3RD-DOWN CONVERSIONS | 4TH-DOWN CONVERSIONS | 4TH-DOWN PCT | SACKS BY-YARDS | MISC YARDS | TOUCHDOWNS SCORED | FIELD GOALS-ATTEMPTS | PAT-ATTEMPTS | 2-pt PAT-ATTEMPTS | ATTENDANCE | GAMES/AVG PER GAME |
|-------------------------|-----------------|------------------|-------------------------|----------------------|----------------------|--------------|----------------|------------|-------------------|----------------------|--------------|-------------------|------------|--------------------|
| 13-7 | 151-763 | 39.1 | 28:05 | 41/86 | 6/11 | 55% | 86 | 93 | 15-31 | 79-87 | 0-0 | 74868 | 7/10695 | |
| Average Per Game | 39.1 | 54.5 | | | | | | | | | | | | |
| TIME OF POSSESSION/GAME | 28:05 | 31:53 | | | | | | | | | | | | |
| 3RD-DOWN CONVERSIONS | 41/86 | 42/106 | | | | | | | | | | | | |
| 4TH-DOWN CONVERSIONS | 6/11 | 7/23 | | | | | | | | | | | | |
| 4TH-DOWN PCT | 55% | 30% | | | | | | | | | | | | |
| SACKS BY-YARDS | 18-115 | 5-25 | | | | | | | | | | | | |
| MISC YARDS | 86 | 25 | | | | | | | | | | | | |
| TOUCHDOWNS SCORED | 93 | 63 | | | | | | | | | | | | |
| FIELD GOALS-ATTEMPTS | 15-31 | 17-40 | | | | | | | | | | | | |
| PAT-ATTEMPTS | 79-87 | 45-52 | | | | | | | | | | | | |
| 2-pt PAT-ATTEMPTS | 0-0 | 0-0 | | | | | | | | | | | | |
| ATTENDANCE | 74868 | 78118 | | | | | | | | | | | | |
| GAMES/AVG PER GAME | 7/10695 | 7/11600 | | | | | | | | | | | | |

| SCORE BY QTR. | 1ST | 2ND | 3RD | 4TH | OT | TOTAL |
|-----------------|-----|-----|-----|-----|----|-------|
| Tampa Bay Storm | 135 | 239 | 143 | 173 | - | 690 |
| Opponents | 94 | 165 | 97 | 132 | - | 488 |

| RUSHING | GP | ATT | GAIN | LOSS | NET | AVG | TD | LONG | AVG/G |
|-----------------|----|-----|------|------|-----|------|----|------|-------|
| Barley, Les | 14 | 63 | 151 | 9 | 142 | 2.3 | 11 | 15 | 10.1 |
| Bowden, Andre | 13 | 51 | 132 | 11 | 121 | 2.4 | 7 | 11 | 9.3 |
| Adams, Ron | 6 | 4 | 8 | 0 | 8 | 2.0 | 1 | 3 | 1.3 |
| Willis, Peter T | 14 | 5 | 2 | 18 | -16 | -3.2 | 0 | 2 | -1.1 |
| TEAM | 14 | 123 | 293 | 38 | 255 | 2.1 | 19 | 15 | 18.2 |
| OPPONENTS | 14 | 119 | 369 | 65 | 304 | 2.6 | 12 | 28 | 21.7 |

| FIELD GOALS | M-A | PCT | 01-19 | 20-29 | 30-39 | 40-49 | 50-99 | LG | BLK |
|----------------|-------|------|-------|-------|-------|-------|-------|----|-----|
| Huerkamp, Matt | 15-31 | 48.4 | 1-1 | 9-11 | 2-5 | 2-5 | 1-9 | 53 | 1 |
| TEAM | 15-31 | 48.4 | 1-1 | 9-11 | 2-5 | 2-5 | 1-9 | 53 | 1 |
| OPPONENTS | 18-40 | 45.0 | 1-1 | 7-10 | 7-9 | 2-6 | 1-14 | 53 | 1 |

| PASSING | GP | RATING | ATT-CMP-INT | PCT | YDS | TD | LNG | AVG/G |
|-----------------|----|--------|-------------|------|------|----|-----|-------|
| Willis, Peter T | 14 | 112.92 | 417-238-8 | 57.1 | 3233 | 65 | 45 | 230.9 |
| Adams, Ron | 6 | 67.14 | 31-18-2 | 58.1 | 204 | 2 | 24 | 34.0 |
| TEAM | 5 | 39.58 | 0-0-0 | 0.0 | -25 | 0 | 0 | -5.0 |
| TEAM | 14 | 109.52 | 448-256-10 | 57.1 | 3412 | 67 | 45 | 243.7 |
| OPPONENTS | 14 | 81.31 | 490-244-13 | 49.8 | 2917 | 47 | 47 | 208.4 |

| RECEIVING | GP | NO. | YDS | AVG | TD | LONG | AVG/G |
|-----------------|----|-----|------|------|----|------|-------|
| Wilson, Charles | 13 | 58 | 758 | 13.1 | 22 | 39 | 58.3 |
| Thomas, Stevie | 12 | 41 | 599 | 14.6 | 9 | 43 | 49.9 |
| LaFrance, Georg | 13 | 41 | 581 | 14.2 | 14 | 37 | 44.7 |
| Cunningham, Mel | 14 | 40 | 578 | 14.4 | 7 | 45 | 41.3 |
| Samuels, Lawren | 11 | 40 | 497 | 12.4 | 5 | 35 | 45.2 |
| Dulick, Jason | 8 | 23 | 294 | 12.8 | 8 | 36 | 36.8 |
| Barley, Les | 14 | 5 | 52 | 10.4 | 0 | 19 | 3.7 |
| Bowden, Andre | 10 | 2 | 22 | 11.0 | 1 | 20 | 2.2 |
| Agee, Mel | 1 | 2 | 16 | 8.0 | 0 | 9 | 16.0 |
| Mays, Alvoid | 2 | 1 | 23 | 23.0 | 1 | 23 | 11.5 |
| Conner, Darion | 2 | 1 | 23 | 23.0 | 1 | 23 | 11.5 |
| TEAM | 14 | 256 | 3437 | 13.4 | 67 | 45 | 245.5 |
| OPPONENTS | 14 | 244 | 3042 | 12.5 | 47 | 47 | 217.3 |

| KICK RETURNS | NO | YDS | AVG | TD | LONG |
|-----------------|----|------|------|----|------|
| LaFrance, Georg | 26 | 411 | 15.8 | 0 | 28 |
| Cunningham, Mel | 21 | 334 | 15.9 | 1 | 55 |
| Wilson, Charles | 7 | 68 | 9.7 | 0 | 7 |
| Perkins, Tracey | 3 | 8 | 2.7 | 0 | 7 |
| Walker, Wayne | 1 | 19 | 19.0 | 0 | 19 |
| Samuels, Lawren | 1 | 0 | 0.0 | 0 | 0 |
| Agee, Mel | 0 | 1 | 0.0 | 0 | 1 |
| TEAM | 59 | 841 | 14.3 | 1 | 55 |
| OPPONENTS | 90 | 1688 | 18.8 | 2 | 57 |

| FUMBLE RET | NO | YDS | AVG | TD | LONG |
|-----------------|----|-----|------|----|------|
| Dulick, Jason | 1 | 6 | 6.0 | 0 | 6 |
| Thomas, Stevie | 1 | 19 | 19.0 | 1 | 19 |
| Goff, Pig | 1 | 5 | 5.0 | 1 | 5 |
| Samuels, Lawren | 1 | 42 | 42.0 | 1 | 42 |
| Bowden, Andre | 1 | 14 | 14.0 | 0 | 14 |
| TEAM | 5 | 86 | 17.2 | 3 | 42 |
| OPPONENTS | 1 | 25 | 25.0 | 2 | 25 |

| INTERCEPTIONS | NO | YDS | AVG | TD | LONG |
|-----------------|----|-----|------|----|------|
| Henry, Tommy | 4 | 3 | 0.8 | 0 | 3 |
| Thomas, Stevie | 3 | 57 | 19.0 | 2 | 37 |
| Perkins, Tracey | 2 | 4 | 2.0 | 0 | 4 |
| Samuels, Lawren | 1 | 13 | 13.0 | 0 | 13 |
| Mays, Alvoid | 1 | -6 | -6.0 | 0 | 0 |
| Cunningham, Mel | 1 | -3 | -3.0 | 0 | 0 |
| Dowden, Corey | 1 | 4 | 4.0 | 0 | 4 |
| TEAM | 13 | 72 | 5.5 | 2 | 37 |
| OPPONENTS | 10 | 36 | 3.6 | 0 | 17 |

| FG RETURNS | NO | YDS | AVG | TD | LONG |
|-----------------|----|-----|------|----|------|
| LaFrance, Georg | 7 | 81 | 11.6 | 0 | 27 |
| Cunningham, Mel | 7 | 177 | 25.3 | 1 | 55 |
| Walker, Wayne | 1 | 26 | 26.0 | 0 | 26 |
| Thomas, Stevie | 1 | 19 | 19.0 | 0 | 19 |
| Wilson, Charles | 1 | 0 | 0.0 | 0 | 0 |
| TEAM | 17 | 303 | 17.8 | 1 | 55 |
| OPPONENTS | 8 | 142 | 17.8 | 0 | 26 |

| SCORING | TD | FGS | KICK | RUSH | RCV | PASS | 2PT | SAF | PTS |
|-----------------|----|-------|-------|------|-----|------|-----|-----|-----|
| Wilson, Charles | 22 | 0-0 | 0-0 | 0-0 | 0-0 | 0-0 | 0-0 | 0 | 132 |
| Huerkamp, Matt | 0 | 15-31 | 79-87 | 0-0 | 0-0 | 0-0 | 0-0 | 0 | 124 |
| LaFrance, Geor | 14 | 0-0 | 0-0 | 0-0 | 0-0 | 0-0 | 0-0 | 0 | 84 |
| Thomas, Stevie | 12 | 0-0 | 0-0 | 0-0 | 0-0 | 0-0 | 0-0 | 0 | 72 |
| Barley, Les | 11 | 0-0 | 0-0 | 0-2 | 0-0 | 0-0 | 0-0 | 1 | 68 |
| Cunningham, M. | 9 | 0-0 | 0-0 | 0-0 | 2-0 | 0-0 | 0-0 | 0 | 58 |
| Dulick, Jason | 8 | 0-0 | 0-0 | 0-0 | 0-0 | 0-0 | 0-0 | 0 | 48 |
| Bowden, Andre | 7 | 0-0 | 0-0 | 0-0 | 0-0 | 0-0 | 0-0 | 1 | 44 |
| Samuels, Lawr | 6 | 0-0 | 0-0 | 0-0 | 0-0 | 0-0 | 0-0 | 0 | 36 |
| Agee, Mel | 1 | 0-0 | 0-0 | 0-0 | 0-0 | 0-0 | 0-0 | 0 | 6 |
| Conner, Darion | 1 | 0-0 | 0-0 | 0-0 | 0-0 | 0-0 | 0-0 | 0 | 6 |
| Goff, Pig | 1 | 0-0 | 0-0 | 0-0 | 0-0 | 0-0 | 0-0 | 0 | 6 |
| Adams, Ron | 1 | 0-0 | 0-0 | 0-0 | 0-1 | 0-0 | 0-0 | 0 | 6 |
| Willis, Peter T | 0 | 0-0 | 0-0 | 0-0 | 0-0 | 2-3 | 0-0 | 0 | 0 |
| TEAM | 93 | 15-31 | 79-87 | 0-2 | 2-4 | 0-0 | 2-0 | 2 | 690 |
| OPPONENTS | 63 | 17-40 | 45-52 | 2-2 | 2-9 | 0-0 | 3-0 | 3 | 488 |

2-PT. CONVERSIONS: TB 2-6, Opponents 4-11; Cunningham 2
 SACKS: TB 18.0, Opponents 5.0; Bowden 5.5, Wren 3.5, Bembrey 3.0,
 Conner 2.0, Goff 2.0, Barley 1.0, Houghton 1.0

2000 STORM STATS

| DATE | OPPONENT | W/L | SCORE | ATTENDANCE |
|------|----------------|-----|-------|------------|
| 4/15 | New England | L | 26-41 | 11,224 |
| 4/22 | @ Florida | L | 30-31 | 3,010 |
| 4/29 | @ Albany | L | 34-67 | 9,644 |
| 5/04 | Carolina | W | 50-29 | 10,546 |
| 5/12 | @ Orlando | L | 43-44 | 13,342 |
| 5/18 | New Jersey | L | 40-26 | 8,741 |
| 5/25 | @ Iowa | L | 34-52 | 9,133 |
| 6/03 | Florida | W | 77-26 | 12,417 |
| 6/17 | Nashville | W | 40-30 | 12,546 |
| 6/24 | @ Grand Rapids | W | 74-54 | 9,177 |
| 7/01 | Orlando | W | 50-36 | 14,047 |
| 7/08 | Milwaukee | L | 52-62 | 13,862 |
| 7/14 | @ Nashville | W | 35-31 | 13,612 |
| 7/21 | @ Carolina | W | 72-69 | 13,762 |

| TEAM STATISTICS | TAM | OPP |
|-----------------|------|------|
| SCORING | 657 | 598 |
| Points Per Game | 46.9 | 42.7 |
| FIRST DOWNS | 237 | 201 |
| Rushing | 13 | 14 |
| Passing | 165 | 157 |
| Penalty | 49 | 30 |

| RUSHING YARDAGE | YARDS GAINED | RUSHING ATTEMPTS | AVERAGE PER RUSH | AVERAGE PER GAME | TDs RUSHING |
|----------------------|--------------|------------------|------------------|------------------|-------------|
| 281 | 277 | 311 | 2.3 | 20.1 | 25 |
| Yards Gained Rushing | 311 | 342 | | | |
| Yards Lost Rushing | 30 | 15 | | | |
| Rushing Attempts | 122 | 91 | | | |
| Average Per Rush | 2.3 | 3.0 | | | |
| Average Per Game | 20.1 | 19.8 | | | |
| TDs Rushing | 25 | 14 | | | |

| PASSING YARDAGE | ATT-COMP-INT | AVERAGE PER PASS | AVERAGE PER CATCH | AVERAGE PER GAME | TDs PASSING |
|-------------------|--------------|------------------|-------------------|------------------|-------------|
| 3322 | 3148 | 6.8 | 11.8 | 237.3 | 47 |
| Att-Comp-Int | 491-282-19 | | | | |
| Average Per Pass | 6.8 | 6.4 | | | |
| Average Per Catch | 11.8 | 11.0 | | | |
| Average Per Game | 237.3 | 224.9 | | | |
| TDs Passing | 57 | 57</ | | | |

STORM HISTORY

5 TIME ARENA BOWL CHAMPIONS



2001 STORM STATS

| DATE | OPPONENT | W/L | SCORE | ATTENDANCE |
|------|----------------|-----|----------|------------|
| 4/14 | Florida | W | 63-41 | 10,123 |
| 4/21 | Nashville | W | 45-40 | 10,530 |
| 5/04 | @ Milwaukee | W | 66-47 | 10,472 |
| 5/12 | Toronto | W | 70-33 | 12,654 |
| 5/18 | @ Detroit | W | 41-14 | 9,811 |
| 5/27 | @ Grand Rapids | W | 66-41 | 10,022 |
| 6/01 | Carolina | W | 58-51 OT | 13,942 |
| 6/10 | @ Orlando | L | 45-57 | 13,691 |
| 6/15 | Arizona | L | 49-55 OT | 14,228 |
| 6/25 | @ Florida | W | 67-55 | 2,065 |
| 7/01 | Orlando | L | 38-46 | 17,634 |
| 7/07 | vs. Houston | W | 70-47 | 12,681 |
| 7/13 | @ Nashville | L | 38-45 | 13,441 |
| 7/21 | New Jersey | W | 44-41 | 19,867 |

| TEAM STATISTICS | | TAM | OPP |
|-------------------------|--|------------|-----------|
| SCORING | | 760 | 613 |
| Points Per Game | | 54.3 | 43.8 |
| FIRST DOWNS | | 242 | 210 |
| Rushing | | 10 | 18 |
| Passing | | 179 | 164 |
| Penalty | | 53 | 28 |
| RUSHING YARDAGE | | 212 | 220 |
| Yards Gained Rushing | | 233 | 303 |
| Yards Lost Rushing | | 21 | 63 |
| Rushing Attempts | | 115 | 96 |
| Average Per Rush | | 1.8 | 2.3 |
| Average Per Game | | 15.1 | 15.7 |
| TDs Rushing | | 23 | 16 |
| PASSING YARDAGE | | 3604 | 3464 |
| Att-Comp-Int | | 505-297-14 | 488-292-9 |
| Average Per Pass | | 7.1 | 7.1 |
| Average Per Catch | | 12.1 | 11.9 |
| Average Per Game | | 257.4 | 247.4 |
| TDs Passing | | 61 | 73 |
| TOTAL OFFENSE | | 3816 | 3684 |
| Total Plays | | 630 | 601 |
| Average Per Play | | 6.1 | 6.1 |
| Average Per Game | | 272.6 | 263.1 |
| KICK RETURNS: #-YARDS | | 80-1675 | 85-1584 |
| FG RETURNS: #-YARDS | | 9-172 | 4-82 |
| INT RETURNS: #-YARDS | | 9-98 | 14-139 |
| KICK RETURN AVERAGE | | 20.9 | 18.6 |
| FG RETURN AVERAGE | | 19.1 | 20.5 |
| INT RETURN AVERAGE | | 10.9 | 9.9 |
| FUMBLES-LOST | | 15-8 | 24-16 |
| PENALTIES-YARDS | | 102-642 | 122-759 |
| Average Per Game | | 45.9 | 54.2 |
| TIME OF POSSESSION/GAME | | 30:20 | 30:22 |
| 3RD-DOWN CONVERSIONS | | 49/93 | 47/95 |
| 3rd-Down Pct | | 53% | 49% |
| 4TH-DOWN CONVERSIONS | | 12/16 | 5/14 |
| 4th-Down Pct | | 75% | 36% |
| SACKS BY-YARDS | | 17-109 | 10-66 |
| MISC YARDS | | 83 | 81 |
| TOUCHDOWNS SCORED | | 103 | 81 |
| FIELD GOALS-ATTEMPTS | | 13-22 | 19-37 |
| PAT-ATTEMPTS | | 91-94 | 66-73 |
| 2-pt PAT-ATTEMPTS | | 0-0 | 0-0 |
| ATTENDANCE | | 111659 | 59502 |
| Games/Avg Per Game | | 8/13957 | 6/9917 |

| SCORE BY QTR. | 1ST | 2ND | 3RD | 4TH | OT | TOTAL |
|-----------------|-----|-----|-----|-----|----|-------|
| Tampa Bay Storm | 151 | 213 | 156 | 233 | 7 | 760 |
| Opponents | 150 | 192 | 123 | 142 | 6 | 613 |

| RUSHING | GP | ATT | GAIN | LOSS | NET | AVG | TD | LONG | LG | AVG/G |
|-----------------|----|-----|------|------|-----|-----|----|------|------|-------|
| Bowden, Andre | 12 | 40 | 94 | 3 | 91 | 2.3 | 10 | 9 | 7.6 | |
| Wiren, Nyle | 14 | 29 | 48 | 6 | 42 | 1.4 | 3 | 5 | 3.0 | |
| Bowden, James | 11 | 10 | 28 | 1 | 27 | 2.7 | 3 | 8 | 2.5 | |
| Kaleo, John | 12 | 22 | 34 | 10 | 24 | 1.1 | 6 | 8 | 2.0 | |
| McDonald, Dev | 5 | 9 | 20 | 0 | 20 | 2.2 | 0 | 7 | 4.0 | |
| Stafford, Shane | 8 | 5 | 9 | 1 | 8 | 1.6 | 1 | 5 | 1.0 | |
| TEAM | 14 | 115 | 233 | 21 | 212 | 1.8 | 23 | 9 | 15.1 | |
| OPPONENTS | 14 | 96 | 303 | 83 | 220 | 2.3 | 16 | 39 | 15.7 | |

| FIELD GOALS | M-A | PCT | 01-19 | 20-29 | 30-39 | 40-49 | 50-99 | LG | BLK |
|-------------|-------|------|-------|-------|-------|-------|-------|----|-----|
| Black, Mike | 13-22 | 59.1 | 3-3 | 2-3 | 5-9 | 2-4 | 1-3 | 50 | 2 |
| TEAM | 13-22 | 59.1 | 3-3 | 2-3 | 5-9 | 2-4 | 1-3 | 50 | 2 |
| OPPONENTS | 19-36 | 52.7 | 2-2 | 9-12 | 4-8 | 3-5 | 1-9 | 56 | 0 |

| PASSING | GP | RATING | ATT | CMP | INT | PCT | YDS | TD | LNG | AVG/G |
|----------------|----|--------|-----|-----|-----|------|------|----|-----|-------|
| Kaleo, John | 12 | 103.64 | 407 | 234 | 12 | 57.5 | 2900 | 59 | 45 | 241.7 |
| Stafford, Shan | 8 | 115.60 | 98 | 63 | 2 | 64.3 | 770 | 14 | 29 | 96.2 |
| TEAM | 14 | 105.42 | 505 | 297 | 14 | 58.8 | 3604 | 73 | 45 | 257.4 |
| OPPONENTS | 14 | 105.09 | 488 | 292 | 9 | 59.8 | 3464 | 61 | 45 | 247.4 |

| RECEIVING | GP | NO. | YDS | AVG | TD | LONG | AVG/G |
|-------------------|----|-----|------|------|----|------|-------|
| Bowden, James | 11 | 90 | 1205 | 13.4 | 26 | 45 | 109.5 |
| Edwards, Bernard | 14 | 53 | 643 | 12.1 | 15 | 40 | 45.9 |
| Twynner, Gunnard | 7 | 39 | 560 | 14.4 | 15 | 34 | 80.0 |
| Hart, Clinton | 14 | 24 | 242 | 10.1 | 1 | 17 | 17.3 |
| Wilson, Sir Mawn | 12 | 22 | 287 | 13.0 | 3 | 38 | 23.9 |
| Middleton, Harvey | 8 | 22 | 231 | 10.5 | 7 | 30 | 28.9 |
| Spann, Gregory | 4 | 14 | 205 | 14.6 | 0 | 25 | 51.2 |
| Hixon, Pierre | 9 | 10 | 111 | 11.1 | 1 | 19 | 12.3 |
| Wiren, Nyle | 14 | 7 | 52 | 7.4 | 0 | 14 | 3.7 |
| Oats, Jami | 3 | 5 | 51 | 10.2 | 0 | 20 | 17.0 |
| Bowden, Andre | 12 | 4 | 32 | 8.0 | 0 | 11 | 2.7 |
| Agee, Mel | 14 | 3 | 7 | 2.3 | 3 | 4 | 0.5 |
| Williams, Kevin | 2 | 2 | 24 | 12.0 | 0 | 19 | 12.0 |
| Epps, Torry | 13 | 2 | 20 | 10.0 | 2 | 10 | 1.5 |
| TEAM | 14 | 297 | 3670 | 12.4 | 73 | 45 | 262.1 |
| OPPONENTS | 14 | 292 | 3572 | 12.2 | 61 | 45 | 255.1 |

| KICK RETURNS | NO | YDS | AVG | TD | LONG |
|-------------------|----|------|------|----|------|
| Bowden, James | 56 | 1276 | 22.8 | 1 | 52 |
| Twynner, Gunnard | 11 | 178 | 16.2 | 0 | 37 |
| Hart, Clinton | 6 | 105 | 17.5 | 2 | 45 |
| Middleton, Harvey | 3 | 59 | 19.7 | 0 | 25 |
| Wilson, Sir Mawn | 3 | 55 | 18.3 | 0 | 27 |
| Spann, Gregory | 1 | 2 | 2.0 | 0 | 2 |
| TEAM | 80 | 1675 | 20.9 | 3 | 52 |
| OPPONENTS | 85 | 1584 | 18.6 | 3 | 58 |

| FUMBLE RET | NO | YDS | AVG | TD | LONG |
|------------------|----|-----|------|----|------|
| Wilson, Sir Mawn | 3 | 68 | 22.7 | 2 | 26 |
| Agee, Mel | 1 | 2 | 2.0 | 1 | 2 |
| Coleman, Jamie | 1 | 13 | 13.0 | 0 | 13 |
| Wiren, Nyle | 1 | 4 | 4.0 | 0 | 4 |
| Conner, Darion | 0 | 0 | 0.0 | 1 | 0 |
| TEAM | 6 | 87 | 14.5 | 4 | 26 |
| OPPONENTS | 3 | 61 | 20.3 | 1 | 30 |

| INTERCEPTIONS | NO | YDS | AVG | TD | LONG |
|-------------------|----|-----|------|----|------|
| Hart, Clinton | 3 | 61 | 20.3 | 0 | 49 |
| Henry, Tommy | 2 | 0 | 0.0 | 0 | 0 |
| Wiren, Nyle | 1 | 7 | 7.0 | 0 | 7 |
| Middleton, Harvey | 1 | 1 | 1.0 | 0 | 1 |
| Edwards, Bernard | 1 | 16 | 16.0 | 0 | 16 |
| Oats, Jami | 1 | 13 | 13.0 | 0 | 13 |
| TEAM | 9 | 98 | 10.9 | 0 | 49 |
| OPPONENTS | 14 | 139 | 9.9 | 0 | 19 |

| FG RETURNS | NO | YDS | AVG | TD | LONG |
|-------------------|----|-----|------|----|------|
| Twynner, Gunnard | 4 | 113 | 28.2 | 0 | 51 |
| Bowden, James | 4 | 42 | 10.5 | 0 | 19 |
| Middleton, Harvey | 1 | 14 | 14.0 | 0 | 14 |
| Conner, Darion | 0 | 3 | 0.0 | 0 | 0 |
| TEAM | 9 | 172 | 19.1 | 0 | 51 |
| OPPONENTS | 4 | 82 | 20.5 | 0 | 26 |

| SCORING | TD | FGS | KICK | RUSH | RCV | PASS | 2PT | SAF | PTS |
|-----------------|-----|-------|-------|------|-----|------|-----|-----|-----|
| Bowden, James | 30 | 0-0 | 0-0 | 1-1 | 1 | 0-0 | 0 | 0 | 184 |
| Black, Mike | 0 | 13-22 | 91-94 | 0-0 | 0 | 0-1 | 0 | 0 | 130 |
| Twynner, Gunn | 15 | 0-0 | 0-0 | 0-0 | 1 | 0-0 | 0 | 0 | 92 |
| Edwards, Bern | 15 | 0-0 | 0-0 | 0-0 | 0 | 0-0 | 0 | 0 | 90 |
| Bowden, Andre | 10 | 0-0 | 0-0 | 0-0 | 0 | 0-0 | 0 | 0 | 60 |
| Middleton, Harv | 7 | 0-0 | 0-0 | 0-0 | 0 | 0-0 | 0 | 0 | 42 |
| Kaleo, John | 6 | 0-0 | 0-0 | 0-0 | 0 | 3-5 | 0 | 0 | 36 |
| Wilson, Sir Maw | 5 | 0-0 | 0-0 | 0-0 | 0 | 0-0 | 0 | 0 | 30 |
| Agee, Mel | 4 | 0-0 | 0-0 | 0-0 | 0 | 0-0 | 0 | 0 | 24 |
| Wiren, Nyle | 3 | 0-0 | 0-0 | 0-1 | 0 | 0-0 | 0 | 0 | 18 |
| Hart, Clinton | 3 | 0-0 | 0-0 | 0-0 | 0 | 0-0 | 0 | 0 | 18 |
| Epps, Torry | 2 | 0-0 | 0-0 | 0-0 | 0 | 0-0 | 0 | 0 | 12 |
| Stafford, Shane | 1 | 0-0 | 0-0 | 0-0 | 0 | 1-1 | 0 | 0 | 6 |
| Conner, Darion | 1 | 0-0 | 0-0 | 0-0 | 0 | 0-0 | 0 | 0 | 6 |
| Hixon, Pierre | 1 | 0-0 | 0-0 | 0-0 | 0 | 0-0 | 0 | 0 | 6 |
| Spann, Gregory | 0 | 0-0 | 0-0 | 2 | 0-0 | 0 | 0 | 0 | 4 |
| Williams, Rod | 0 | 0-0 | 0-0 | 0-0 | 0 | 0-0 | 1 | 2 | 0 |
| TEAM | 103 | 13-22 | 91-94 | 1-2 | 4 | 4-7 | 0 | 1 | 760 |
| OPPONENTS | 81 | 19-37 | 66-73 | 2-4 | 0 | 0-3 | 0 | 0 | 613 |

2-PT. CONVERSIONS: TB 5-9, Opponent 2-7; J. Bowden 2, Spann 2, Twynner
 SACKS: TB 17.0, Opponents 10.0; R. Williams 6.0, Conner 2.5, Wiren 2.5, Epps 2.0, Goff 1.5, McDonald 1.0, Miller 1.0, Wyatt 0.5

2002 STORM STATS

| DATE | OPPONENT | W/L | SCORE | ATTENDANCE |
|------|---------------|-----|----------|------------|
| 4/20 | Toronto | L | 37-51 | 12,373 |
| 4/27 | San Jose | L | 54-61 | 11,344 |
| 5/04 | @ Carolina | L | 36-46 | 9,314 |
| 5/10 | Chicago | W | 66-53 | 9,387 |
| 5/17 | @ Los Angeles | L | 24-38 | 11,961 |
| 5/25 | Carolina | L | 45-49 | 14,856 |
| 5/31 | @ Indiana | W | 53-52 | 10,023 |
| 6/09 | @ Orlando | W | 48-45 | 12,855 |
| 6/15 | New Jersey | L | 33-55 | 15,394 |
| 6/22 | @ Dallas | L | 56-62 OT | 13,050 |
| 6/29 | @ Georgia | W | 50-40 | 8,432 |
| 7/07 | Orlando | L | 48-55 | 11,784 |
| 7/13 | @ Detroit | W | 49-47 | 7,284 |
| 7/20 | Georgia | W | 67-61 OT | 12,097 |

| TEAM STATISTICS | | TAM | OPP |
|-------------------------|--|------------|-----------|
| SCORING | | 666 | 715 |
| Points Per Game | | 47.6 | 51.1 |
| FIRST DOWNS | | 287 | 251 |
| Rushing | | 35 | 15 |
| Passing | | 206 | 182 |
| Penalty | | 46 | 41 |
| RUSHING YARDAGE | | 228 | 188 |
| Yards Gained Rushing | | 282 | 213 |
| Yards Lost Rushing | | 54 | 25 |
| Rushing Attempts | | 125 | 98 |
| Average Per Rush | | 1.8 | 1.9 |
| Average Per Game | | 16.3 | 13.4 |
| TDs Rushing | | 21 | 16 |
| PASSING YARDAGE | | 3576 | 3567 |
| Att-Comp-Int | | 536-326-12 | 448-288-6 |
| Average Per Pass | | 6.7 | 8.0 |
| Average Per Catch | | 11.0 | 12.4 |
| Average Per Game | | 255.4 | 254.8 |
| TDs Passing | | 64 | 70 |
| TOTAL OFFENSE | | 3804 | 3755 |
| Total Plays | | 681 | 554 |
| Average Per Play | | 5.6 | 6.8 |
| Average Per Game | | 271.7 | 268.2 |
| KICK RETURNS: #-YARDS | | 95-1868 | 69-1204 |
| FG RETURNS: #-YARDS | | 9-112 | 7-92 |
| INT RETURNS: #-YARDS | | 6-40 | 12-210 |
| KICK RETURN AVERAGE | | 19.7 | 17.4 |
| FG RETURN AVERAGE | | 12.4 | 13.1 |
| INT RETURN AVERAGE | | 6.7 | 17.5 |
| FUMBLES-LOST | | 28-18 | 18-13 |
| PENALTIES-YARDS | | 110-694 | 118-749 |
| Average Per Game | | 49.6 | 53.5 |
| TIME OF POSSESSION/GAME | | 33:08 | 28:10 |
| 3RD-DOWN CONVERSIONS | | 53/105 | 33/78 |
| 3rd-Down Pct | | 50% | 42% |
| 4TH-DOWN CONVERSIONS | | 11/25 | 8/12 |
| 4th-Down Pct | | 44% | 67% |
| SACKS BY-YARDS | | 8-47 | 20-103 |
| MISC YARDS | | 44 | 85 |
| TOUCHDOWNS SCORED | | 90 | 99 |
| FIELD GOALS-ATTEMPTS | | 15-28 | 14-35 |
| PAT-ATTEMPTS | | 63-73 | 67-83 |
| 2-pt PAT-ATTEMPTS | | 0-0 | 0-0 |
| ATTENDANCE | | 87235 | 72919 |
| Games/Avg Per Game | | 7/12462 | 7/10147 |

| SCORE BY QTR. | 1ST | 2ND | 3RD | 4TH | OT | TOTAL |
|-----------------|-----|-----|-----|-----|----|-------|
| Tampa Bay Storm | 108 | 232 | 103 | 217 | 6 | 666 |
| Opponents | 154 | 190 | 155 | 210 | 6 | 715 |

| RUSHING | GP | ATT | GAIN | LOSS | NET | AVG | TD | LONG | LG | AVG/G |
|----------------|----|-----|------|------|-----|-----|----|------|------|-------|
| Proctor, Basil | 12 | 33 | 95 | 2 | 93 | 2.8 | 8 | 28 | 7.8 | |
| White, David | 3 | 13 | 50 | 0 | 50 | 3.8 | 3 | 18 | 16.7 | |
| Lane, Deryl | 6 | 14 | 32 | 7 | 25 | 1.8 | 4 | 18 | 4.2 | |
| McDonald, Dev | 6 | 11 | 26 | 5 | | | | | | |

STORM HISTORY

5 TIME ARENA BOWL CHAMPIONS



2003 STORM STATS

| DATE | OPPONENT | W/L | SCORE | ATTENDANCE |
|------|--------------|-----|----------|------------|
| 1/31 | Carolina | L | 60-20 | 8,354 |
| 2/10 | @ Orlando | L | 51-54 | 13,521 |
| 2/17 | @ Las Vegas | L | 55-61 OT | 12,521 |
| 2/23 | Grand Rapids | W | 58-56 | 8,031 |
| 3/02 | Detroit | W | 62-60 | 15,434 |
| 3/08 | Buffalo | W | 52-27 | 15,848 |
| 3/16 | Orlando | W | 52-32 | 15,054 |
| 3/23 | @ Indiana | W | 41-20 | 9,457 |
| 3/28 | Arizona | W | 68-39 | 12,209 |
| 4/06 | Georgia | W | 58-39 | 12,374 |
| 4/11 | @ Carolina | W | 45-38 OT | 6,121 |
| 4/20 | Colorado | L | 45-49 | 9,404 |
| 4/27 | @ New York | W | 59-45 | 9,767 |
| 5/04 | @ Dallas | W | 67-64 | 10,368 |
| 5/11 | San Jose | L | 34-47 | 11,024 |
| 5/18 | @ Georgia | W | 42-38 | 8,066 |

| TEAM STATISTICS | TAM | OPP |
|----------------------|------|------|
| Points Per Game | 53.1 | 43.1 |
| FIRST DOWNS | 305 | 304 |
| Rushing | 44 | 27 |
| Passing | 221 | 217 |
| Penalty | 40 | 60 |
| RUSHING YARDAGE | 279 | 158 |
| Yards Gained Rushing | 210 | 194 |
| Yards Lost Rushing | 31 | 36 |
| Rushing Attempts | 136 | 104 |
| Average Per Rush | 2.1 | 1.5 |
| Average Per Game | 17.4 | 9.9 |
| TDs Rushing | 31 | 18 |

| PASSING YARDAGE | TAM | OPP |
|-------------------|------------|------------|
| Att-Comp-Int | 522-321-14 | 572-337-22 |
| Average Per Pass | 8.0 | 6.7 |
| Average Per Catch | 13.0 | 11.4 |
| Average Per Game | 261.6 | 240.6 |
| TDs Passing | 76 | 69 |
| TOTAL OFFENSE | 4464 | 4008 |
| Total Plays | 668 | 705 |
| Average Per Play | 6.7 | 5.7 |
| Average Per Game | 279.0 | 250.5 |

| KICK RETURNS: #-YARDS | TAM | OPP |
|-------------------------|---------|----------|
| KICK RETURNS: #-YARDS | 93-1666 | 108-2162 |
| INT RETURNS: #-YARDS | 15-218 | 8-117 |
| KICK RETURN AVERAGE | 22-241 | 14-176 |
| FG RETURN AVERAGE | 17.9 | 20.0 |
| INT RETURN AVERAGE | 14.5 | 14.6 |
| FG RETURN AVERAGE | 11.0 | 12.6 |
| FUMBLES-LOST | 16-10 | 23-15 |
| PENALTIES-YARDS | 115-712 | 104-651 |
| Average Per Game | 44.5 | 40.7 |
| TIME OF POSSESSION/GAME | 29:18 | 31:24 |
| 3RD-DOWN CONVERSIONS | 40/93 | 33/93 |
| 3rd-Down Pct | 43% | 35% |
| 4TH-DOWN CONVERSIONS | 12/24 | 7/28 |
| 4th-Down Pct | 50% | 25% |
| SACKS BY-YARDS | 29-140 | 10-61 |
| MISC YARDS | 60 | 9 |
| TOUCHDOWNS SCORED | 119 | 96 |
| FIELD GOALS-ATTEMPTS | 12-25 | 10-31 |
| PAT-ATTEMPTS | 75-101 | 73-83 |
| 2-PT PAT-ATTEMPTS | 0-0 | 0-0 |
| ATTENDANCE | 99701 | 77852 |
| Games/Avg Per Game | 8/12463 | 8/9732 |

| SCORE BY QTR. | 1ST | 2ND | 3RD | 4TH | OT | TOTAL |
|-----------------|-----|-----|-----|-----|----|-------|
| Tampa Bay Storm | 194 | 252 | 203 | 193 | 7 | 849 |
| Opponents | 178 | 147 | 224 | 6 | | 689 |

| RUSHING | GP | ATT | GAIN | LOSS | NET | AVG | TD | LONG | AVG/G |
|-----------------|----|-----|------|------|-----|------|----|------|-------|
| White, David | 13 | 50 | 111 | 4 | 107 | 2.1 | 11 | 12 | 8.2 |
| Proctor, Basil | 14 | 44 | 96 | 6 | 90 | 2.0 | 7 | 14 | 6.4 |
| Bowden, Andre | 5 | 18 | 43 | 1 | 42 | 2.3 | 8 | 8 | 8.4 |
| Solomon, Fred | 16 | 12 | 29 | 6 | 23 | 1.9 | 4 | 7 | 1.4 |
| Crespina, Keita | 16 | 1 | 14 | 0 | 14 | 14.0 | 0 | 14 | 0.9 |
| Conner, Darion | 5 | 3 | 6 | 3 | 3 | 1.0 | 0 | 2 | 0.6 |
| Kaleo, John | 16 | 6 | 9 | 7 | 2 | 0.3 | 1 | 3 | 0.1 |
| Wiren, Nyle | 10 | 1 | 2 | 0 | 2 | 2.0 | 0 | 2 | 0.2 |
| O'Hara, Pat | 10 | 1 | 0 | 4 | -4 | -4.0 | 0 | 0 | -0.4 |
| TEAM | 16 | 136 | 310 | 31 | 279 | 2.1 | 31 | 14 | 17.4 |
| OPPONENTS | 16 | 104 | 194 | 36 | 158 | 1.5 | 18 | 9 | 9.9 |

| FIELD GOALS | M-A | PCT | 01-19 | 20-29 | 30-39 | 40-49 | 50-59 | LG | BLK |
|----------------|-------|------|-------|-------|-------|-------|-------|----|-----|
| Elezovic, Pete | 1-4 | 25.0 | 0-0 | 0-1 | 0-1 | 0-1 | 0-2 | 43 | 0 |
| Howfield, Ian | 7-11 | 63.6 | 2-2 | 3-4 | 1-1 | 0-2 | 1-2 | 50 | 0 |
| Black, Mike | 2-3 | 66.7 | 0-0 | 2-2 | 0-0 | 0-0 | 0-1 | 28 | 0 |
| Cool, David | 2-4 | 50.0 | 0-0 | 2-3 | 0-0 | 0-0 | 0-1 | 25 | 1 |
| Kratz, Steve | 0-2 | 0.0 | 0-0 | 0-0 | 0-1 | 0-0 | 0-1 | 0 | 0 |
| Stucker, Kenny | 0-1 | 0.0 | 0-0 | 0-0 | 0-1 | 0-0 | 0-0 | 0 | 0 |
| TEAM | 12-25 | 48.0 | 2-2 | 7-10 | 1-3 | 1-2 | 1-7 | 50 | 1 |
| OPPONENTS | 10-31 | 32.3 | 1-1 | 4-9 | 1-2 | 3-11 | 1-8 | 51 | 2 |

| PASSING | GP | RATING | ATT-CMP-INT | PCT | YDS | TD | LNG | AVG/G |
|-------------|----|--------|-------------|------|------|----|-----|-------|
| Kaleo, John | 16 | 114.52 | 508-316-13 | 62.2 | 4188 | 75 | 44 | 261.8 |
| O'Hara, Pat | 10 | 33.93 | 14-5-1 | 35.7 | 47 | 1 | 15 | 4.7 |
| TEAM | 16 | 111.96 | 522-321-14 | 61.5 | 4185 | 76 | 44 | 261.6 |
| OPPONENTS | 16 | 93.36 | 572-337-22 | 58.9 | 3850 | 69 | 48 | 240.6 |

| RECEIVING | GP | NO. | YDS | AVG | TD | LONG | AVG/G |
|------------------|----|-----|------|------|----|------|-------|
| Solomon, Freddie | 16 | 106 | 1553 | 14.7 | 28 | 43 | 97.1 |
| Samuels, Lawren | 16 | 77 | 1037 | 13.5 | 18 | 44 | 64.8 |
| Dell, Cliff | 16 | 38 | 531 | 14.0 | 9 | 42 | 33.2 |
| Saunders, David | 11 | 38 | 440 | 11.6 | 11 | 37 | 40.0 |
| Crespina, Keita | 16 | 14 | 148 | 10.6 | 1 | 23 | 9.2 |
| Compton, Gary | 5 | 14 | 134 | 9.6 | 3 | 15 | 26.8 |
| Ashley, Alvin | 10 | 12 | 124 | 10.3 | 2 | 31 | 12.4 |
| Toliver, Antoin | 4 | 8 | 126 | 15.8 | 2 | 36 | 31.5 |
| White, David | 13 | 5 | 46 | 9.2 | 0 | 20 | 3.5 |
| Proctor, Basil | 14 | 2 | 34 | 17.0 | 0 | 18 | 2.4 |
| Certain, Ernest | 15 | 2 | 28 | 14.0 | 0 | 17 | 1.9 |
| Cohen, B.J. | 16 | 2 | 18 | 9.0 | 1 | 9 | 1.1 |
| Bowden, Andre | 5 | 2 | 4 | 2.0 | 0 | 3 | 0.8 |
| Wilson, Troy | 10 | 1 | 12 | 12.0 | 1 | 12 | 1.2 |
| TEAM | 16 | 321 | 4235 | 13.2 | 76 | 44 | 264.7 |
| OPPONENTS | 16 | 337 | 3984 | 11.8 | 69 | 48 | 249.0 |

| KICK RETURNS | NO | YDS | AVG | TD | LONG |
|------------------|-----|------|------|----|------|
| Solomon, Freddie | 56 | 1037 | 18.5 | 2 | 55 |
| Ashley, Alvin | 13 | 257 | 19.8 | 0 | 41 |
| Toliver, Antoin | 11 | 264 | 24.0 | 0 | 53 |
| Dell, Cliff | 5 | 65 | 13.0 | 0 | 20 |
| Crespina, Keita | 4 | 24 | 6.0 | 0 | 7 |
| Samuels, Lawren | 4 | 19 | 4.8 | 1 | 7 |
| TEAM | 93 | 1666 | 17.9 | 3 | 55 |
| OPPONENTS | 108 | 2162 | 20.0 | 2 | 57 |

| FUMBLE RET | NO | YDS | AVG | TD | LONG |
|-----------------|----|-----|------|----|------|
| Samuels, Lawren | 3 | 15 | 5.0 | 1 | 15 |
| White, David | 2 | 0 | 0.0 | 0 | 0 |
| Smith, Omarr | 2 | 0 | 0.0 | 0 | 0 |
| Crespina, Keita | 1 | 45 | 45.0 | 1 | 45 |
| Wiren, Nyle | 1 | 0 | 0.0 | 0 | 0 |
| Certain, Ernest | 1 | 0 | 0.0 | 0 | 0 |
| Saunders, David | 1 | 0 | 0.0 | 0 | 0 |
| Compton, Gary | 0 | 0 | 0.0 | 0 | 0 |
| TEAM | 12 | 60 | 5.0 | 3 | 45 |
| OPPONENTS | 7 | 9 | 1.3 | 1 | 9 |

| INTERCEPTIONS | NO | YDS | AVG | TD | LONG |
|-----------------|----|-----|------|----|------|
| Smith, Omarr | 8 | 76 | 9.5 | 1 | 38 |
| Sawyer, Corey | 6 | 76 | 12.7 | 0 | 39 |
| Samuels, Lawren | 4 | 29 | 7.2 | 1 | 19 |
| Cohen, B.J. | 2 | 28 | 14.0 | 2 | 15 |
| Crespina, Keita | 1 | 20 | 20.0 | 1 | 20 |
| Traver, Hurley | 1 | 12 | 12.0 | 0 | 12 |
| TEAM | 22 | 241 | 11.0 | 6 | 39 |
| OPPONENTS | 14 | 176 | 12.6 | 5 | 37 |

| FG RETURNS | NO | YDS | AVG | TD | LONG |
|------------------|----|-----|------|----|------|
| Solomon, Freddie | 13 | 192 | 14.8 | 0 | 24 |
| Ashley, Alvin | 1 | 10 | 10.0 | 0 | 10 |
| Toliver, Antoin | 1 | 16 | 16.0 | 0 | 16 |
| TEAM | 15 | 218 | 14.5 | 0 | 24 |
| OPPONENTS | 8 | 117 | 14.6 | 0 | 39 |

| SCORING | TD | FGS | KICK | RUSH | RCV | PASS | ZPT | SAF | PTS |
|-----------------|-----|-------|--------|------|-----|------|-----|-----|-----|
| Solomon, Fred | 34 | 0-0 | 0-0 | 0-0 | 0-0 | 0-0 | 0 | 0 | 204 |
| Samuels, Lawr | 21 | 0-0 | 0-0 | 0-1 | 0-0 | 0-0 | 0 | 0 | 128 |
| White, David | 11 | 0-0 | 0-0 | 0-1 | 0-0 | 0-0 | 0 | 0 | 68 |
| Saunders, Dav | 11 | 0-0 | 0-0 | 0-0 | 0-0 | 0-0 | 0 | 0 | 66 |
| Howfield, Ian | 0 | 7-11 | 38-50 | 0-0 | 0-0 | 0-0 | 0 | 0 | 59 |
| Dell, Cliff | 9 | 0-0 | 0-0 | 0-0 | 1-0 | 0-0 | 0 | 0 | 56 |
| Bowden, Andre | 8 | 0-0 | 0-0 | 0-1 | 0-0 | 0-0 | 0 | 0 | 48 |
| Proctor, Basil | 7 | 0-0 | 0-0 | 0-0 | 0-0 | 0-0 | 0 | 0 | 42 |
| Compton, Gary | 4 | 0-0 | 0-0 | 0-0 | 0-0 | 0-0 | 0 | 0 | 24 |
| Crespina, Keita | 3 | 0-0 | 0-0 | 0-0 | 3-0 | 0-0 | 0 | 0 | 24 |
| Cohen, B.J. | 3 | 0-0 | 0-0 | 0-0 | 0-0 | 0-0 | 0 | 0 | 18 |
| Black, Mike | 0 | 2-3 | 10-11 | 0-0 | 0-0 | 0-0 | 0 | 0 | 16 |
| Cool, David | 0 | 2-4 | 10-15 | 0-0 | 0-0 | 0-0 | 0 | 0 | 16 |
| Toliver, Antoin | 2 | 0-0 | 0-0 | 0-0 | 2-0 | 0-0 | 0 | 0 | 16 |
| Ashley, Alvin | 2 | 0-0 | 0-0 | 0-0 | 1-0 | 0-0 | 0 | 0 | 14 |
| Elezovic, Pete | 0 | 1-4 | 11-18 | 0-0 | 0-0 | 0-0 | 0 | 0 | 14 |
| Sawyer, Corey | 1 | 0-0 | 0-0 | 1-1 | 0-0 | 0-0 | 0 | 0 | 8 |
| Kaleo, John | 1 | 0-0 | 0-0 | 0-1 | 0-0 | 0-0 | 0 | 0 | 6 |
| Wilson, Troy | 1 | 0-0 | 0-0 | 0-0 | 0-0 | 0-0 | 0 | 0 | 6 |
| Smith, Omarr | 1 | 0-0 | 0-0 | 0-0 | 0-0 | 0-0 | 0 | 0 | 6 |
| Stucker, Kenny | 0 | 0-1 | 6-6 | 0-0 | 0-0 | 0-0 | 0 | 0 | 6 |
| Kinney, Kelvin | 0 | 0-0 | 0-0 | 0-0 | 0-0 | 0-0 | 1 | 2 | 2 |
| Lucas, Al | 0 | 0-0 | 0-0 | 0-0 | 0-0 | 0-0 | 1 | 2 | 2 |
| Kratz, Steve | 0 | 0-2 | 0-1 | 0-0 | 0-0 | 0-0 | 0 | 0 | 0 |
| TEAM | 119 | 12-25 | 75-101 | 2-4 | 8 | 8-15 | 0 | 2 | 849 |
| OPPONENTS | 96 | 10-31 | 73-83 | 1-3 | 4 | 4-10 | 0 | 0 | 689 |

2-PT. CONVERSIONS: TB 10-19, Opponents 5-13: Crespina 3, Toliver 2, Ashley, Dell, Samuels, Sawyer, White
 SACKS: TB 29.0, Opponents 10.0: Cohen 7.0, Kinney 5.0, Samuels 3.5, White 2.5, Poulivaati 2.0, A. Bowden 1.5, Certain 1.5, Lucas 1.5, Wiren 1.5, Proctor 1.0, R. Williams 1.0, Wilson 1.0

2004 STORM STATS

| DATE | OPPONENT | W/L | SCORE | ATTENDANCE |
|------|---------------|-----|----------|------------|
| 2/08 | Orlando | L | 52-41 | 15,404 |
| 2/13 | Georgia | L | 62-70 | 14,104 |
| 2/22 | @ AUSTIN | L | 48-56 | 12,407 |
| 2/29 | Philadelphia | W | 40-37 | 16,844 |
| 3/07 | @ New Orleans | L | 43-55 | 14,837 |
| 3/14 | New York | L | 35-40 | 13,904 |
| 3/21 | @ Carolina | L | 43-54 | 5,212 |
| 3/27 | @ Georgia | W | 53-24 | 10,322 |
| 4/04 | San Jose | L | 55-62 | 12,204 |
| 4/11 | @ Chicago | L | 36-51 | 11,412 |
| 4/18 | Austin | W | 58-52 OT | 12,304 |
| 4/25 | @ Columbus | W | 46-36 | 15,108 |
| 5/02 | @ Orlando | W | 63-58 | 13,714 |
| 5/09 | Los Angeles | W | 63-55 | 12,778 |
| 5/23 | New Orleans | W | 59-51 | 17,244 |
| 5/30 | @ Dallas | W | 59-57 | 7,836 |

| TEAM STATISTICS | TAM | OPP |
|----------------------|------|------|
| Points Per Game | 815 | 799 |
| FIRST DOWNS | 313 | 272 |
| Rushing | 36 | 27 |
| Passing | 224 | 206 |
| Penalty | 53 | 39 |
| RUSHING YARDAGE | 184 | 252 |
| Yards Gained Rushing | 217 | 275 |
| Yards Lost Rushing | 33 | 23 |
| Rushing Attempts | 119 | 101 |
| Average Per Rush | 1.5 | 2.5 |
| Average Per Game | 11.5 | 15.8 |
| TDs Rushing | 16 | 26 |

| PASSING YARDAGE | TAM | OPP |
|-------------------|------------|------------|
| Att-Comp-Int | 553-341-15 | 551-320-14 |
| Average Per Pass | 6.3 | 6.9 |
| Average Per Catch | 11.8 | 11.9 |
| Average Per Game | 251.6 | 238.2 |
| TDs Passing | 78 | 79 |
| TOTAL OFFENSE | 4209 | 4063 |
| Total Plays | 682 | 666 |
| Average Per Play | 6.2 | 6.1 |
| Average Per Game | 263.1 | 253.9 |

STORM HISTORY

5 TIME ARENA BOWL CHAMPIONS



2005 STORM STATS

| DATE | OPPONENT | W/L | SCORE | ATTENDANCE |
|------|----------------|-----|----------|------------|
| 2/30 | San Jose | W | 63-33 | 13,005 |
| 2/06 | Austin | W | 62-45 | 10,104 |
| 2/11 | @ Orlando | L | 46-61 | 14,478 |
| 2/15 | @ New Orleans | L | 42-48 OT | 16,503 |
| 3/06 | Grand Rapids | W | 70-50 | 16,384 |
| 3/13 | Arizona | W | 59-56 | 16,004 |
| 3/20 | @ Philadelphia | L | 63-69 | 16,542 |
| 3/26 | @ Los Angeles | L | 28-59 | 12,819 |
| 4/02 | Georgia | W | 48-38 | 15,114 |
| 4/09 | Orlando | W | 54-42 | 18,794 |
| 4/17 | @ Austin | W | 54-42 | 12,281 |
| 4/24 | @ Nashville | L | 21-37 | 8,026 |
| 4/30 | New Orleans | W | 47-36 | 16,501 |
| 5/08 | @ Georgia | L | 40-52 | 10,477 |
| 5/15 | New York | W | 61-58 | 18,244 |
| 5/22 | @ Columbus | W | 78-53 | 12,990 |

| TEAM STATISTICS | TAM | OPP |
|-----------------|------|------|
| Scoring | 836 | 779 |
| Points Per Game | 52.2 | 48.7 |
| FIRST DOWNS | 343 | 307 |
| Rushing | 39 | 38 |
| Passing | 251 | 226 |
| Penalty | 53 | 43 |

| RUSHING YARDAGE | Yards Gained | Yards Lost |
|------------------|--------------|------------|
| Rushing | 254 | 289 |
| Yards Lost | 254 | 289 |
| Rushing Attempts | 112 | 109 |
| Average Per Rush | 2.0 | 2.6 |
| Average Per Game | 13.8 | 17.7 |

| PASSING YARDAGE | Att-Comp-Int | Average Per Pass |
|-------------------|--------------|------------------|
| Att-Comp-Int | 638-409-14 | 588-344-15 |
| Average Per Pass | 7.0 | 6.9 |
| Average Per Catch | 11.0 | 11.9 |
| Average Per Game | 279.9 | 255.4 |
| TDs Passing | 85 | 82 |

| TOTAL OFFENSE | Total Plays | Average Per Play |
|------------------|-------------|------------------|
| Total Plays | 762 | 710 |
| Average Per Play | 6.2 | 6.2 |
| Average Per Game | 293.7 | 273.1 |

| KICK RETURNS: #-YARDS | FG RETURNS: #-YARDS | INT RETURNS: #-YARDS |
|-----------------------|---------------------|----------------------|
| KICK RETURNS: #-YARDS | 77-1205 | 99-1761 |
| FG RETURNS: #-YARDS | 13-188 | 2-15 |
| INT RETURNS: #-YARDS | 15-179 | 14-63 |

| KICK RETURN AVERAGE | FG RETURN AVERAGE | INT RETURN AVERAGE |
|---------------------|-------------------|--------------------|
| KICK RETURN AVERAGE | 15.6 | 17.8 |
| FG RETURN AVERAGE | 14.5 | 7.5 |
| INT RETURN AVERAGE | 11.9 | 4.5 |

| FUMBLES-LOST | PENALTIES-YARDS | Average Per Game |
|------------------|-----------------|------------------|
| FUMBLES-LOST | 131-801 | 134-797 |
| Average Per Game | 50.1 | 49.8 |

| TIME OF POSSESSION/GAME | 3RD-DOWN CONVERSIONS | 3rd-Down Pct |
|-------------------------|----------------------|--------------|
| TIME OF POSSESSION/GAME | 54/116 | 53/111 |
| 3RD-DOWN CONVERSIONS | 47% | 48% |

| 4TH-DOWN CONVERSIONS | 4th-Down Pct | SACKS BY-YARDS |
|----------------------|--------------|----------------|
| 4TH-DOWN CONVERSIONS | 11/25 | 14/29 |
| 4th-Down Pct | 44% | 48% |
| SACKS BY-YARDS | 13-83 | 12-78 |

| MISC YARDS | TOUCHDOWNS SCORED | FIELD GOALS-ATTEMPTS |
|----------------------|-------------------|----------------------|
| MISC YARDS | 1 | 1 |
| TOUCHDOWNS SCORED | 112 | 6-28 |
| FIELD GOALS-ATTEMPTS | 17-30 | 0-0 |

| PAT-ATTEMPTS | ATTENDANCE | Games/Avg Per Game |
|--------------------|------------|--------------------|
| PAT-ATTEMPTS | 97-106 | 87-105 |
| ATTENDANCE | 124,150 | 104,416 |
| Games/Avg Per Game | 8/15519 | 8/13052 |

| SCORE BY QTR. | 1ST | 2ND | 3RD | 4TH | OT | TOTAL |
|-----------------|-----|-----|-----|-----|----|-------|
| Tampa Bay Storm | 169 | 254 | 162 | 251 | 0 | 836 |
| Opponents | 184 | 204 | 158 | 227 | 6 | 779 |

| RUSHING | GP | ATT | GAIN | LOSS | NET | AVG | TD | LONG | AVG/G |
|------------------|----|-----|------|------|-----|------|----|------|-------|
| White, David | 10 | 25 | 99 | 5 | 94 | 3.8 | 4 | 20 | 9.4 |
| Penright, Jarrod | 6 | 20 | 57 | 4 | 53 | 2.7 | 4 | 18 | 8.8 |
| Muhammad, U. | 13 | 29 | 47 | 5 | 42 | 1.4 | 7 | 8 | 3.2 |
| Stafford, Shane | 16 | 29 | 44 | 11 | 33 | 1.1 | 10 | 7 | 2.1 |
| Wiren, Nyle | 13 | 1 | 2 | 0 | 2 | 2.0 | 0 | 2 | 0.2 |
| Samuels, Lawrenc | 16 | 1 | 0 | 0 | 0 | 0.0 | 0 | 0 | 0.0 |
| Cogell, Jeff | 3 | 4 | 5 | 0 | 5 | 0.0 | 0 | 3 | 0.0 |
| Derrick, Antho | 14 | 1 | 0 | 1 | -1 | -1.0 | 0 | 0 | -0.1 |
| Bendross, Dem | 3 | 1 | 0 | 1 | -1 | -1.0 | 0 | 0 | -0.3 |
| Case, Stoney | 3 | 1 | 0 | 2 | -2 | -2.0 | 0 | 0 | -0.7 |
| TEAM | 16 | 112 | 254 | 34 | 220 | 2.0 | 25 | 20 | 13.8 |
| OPPONENTS | 16 | 109 | 289 | 6 | 283 | 2.6 | 25 | 28 | 17.7 |

| FIELD GOALS | M-A | PCT | 01-19 | 20-29 | 30-39 | 40-49 | 50-59 | LG | BLK |
|--------------|-------|------|-------|-------|-------|-------|-------|----|-----|
| George, Matt | 17-30 | 56.7 | 3-4 | 10-11 | 4-9 | 0-1 | 0-5 | 38 | 2 |
| TEAM | 17-30 | 56.7 | 3-4 | 10-11 | 4-9 | 0-1 | 0-5 | 38 | 2 |
| OPPONENTS | 6-28 | 21.4 | 0-0 | 2-4 | 1-8 | 3-9 | 0-7 | 43 | 2 |

| PASSING | GP | RATING | ATT-CMP-INT | PCT | YDS | TD | LNG | AVG/G |
|----------------|----|--------|-------------|------|------|----|-----|-------|
| Stafford, Shan | 16 | 109.07 | 631-405-14 | 64.2 | 4522 | 83 | 45 | 282.6 |
| Case, Stoney | 3 | 110.12 | 7-4-0 | 57.1 | 35 | 2 | 21 | 11.7 |
| TEAM | 16 | 108.92 | 638-409-14 | 64.1 | 4479 | 85 | 45 | 279.9 |
| OPPONENTS | 16 | 104.02 | 588-344-15 | 58.5 | 4086 | 82 | 45 | 255.4 |

| RECEIVING | GP | NO. | YDS | AVG | TD | LONG | AVG/G |
|--------------------|----|-----|------|------|----|------|-------|
| Samuels, Lawr | 16 | 23 | 1411 | 11.5 | 19 | 45 | 88.2 |
| Dell, Cliff | 16 | 74 | 746 | 10.1 | 22 | 38 | 46.6 |
| Solomon, Freddie | 11 | 66 | 849 | 12.9 | 16 | 43 | 77.2 |
| Saunders, David | 6 | 29 | 309 | 10.7 | 5 | 38 | 51.5 |
| Derrick, Antho | 14 | 27 | 275 | 10.2 | 1 | 35 | 19.6 |
| Daniels, Ronne | 9 | 22 | 306 | 13.9 | 8 | 42 | 34.0 |
| Elpheage, Lynarise | 12 | 20 | 194 | 9.7 | 3 | 30 | 16.2 |
| Toliver, T.T. | 4 | 17 | 169 | 9.9 | 5 | 34 | 42.2 |
| Bendross, Demetri | 3 | 13 | 212 | 16.3 | 5 | 39 | 70.7 |
| Christian, Kenny | 3 | 4 | 22 | 5.5 | 1 | 8 | 7.3 |
| Muhammad, U. | 13 | 3 | 12 | 4.0 | 0 | 6 | 0.9 |
| White, David | 10 | 3 | 7 | 2.3 | 0 | 4 | 0.7 |
| Hall, Ricky | 16 | 2 | 17 | 8.5 | 0 | 11 | 1.1 |
| Penright, Jarrod | 6 | 2 | 13 | 6.5 | 0 | 7 | 2.2 |
| Certain, Ernest | 16 | 1 | 14 | 14.0 | 0 | 14 | 0.9 |
| Ross, Ernest | 2 | 1 | 5 | 5.0 | 0 | 5 | 2.5 |
| Wiren, Nyle | 13 | 1 | 0 | 0.0 | 0 | 0 | 0.0 |
| Stafford, Shane | 16 | 1 | -4 | -4.0 | 0 | 0 | -0.2 |
| TEAM | 16 | 409 | 4557 | 11.1 | 85 | 45 | 284.8 |
| OPPONENTS | 16 | 344 | 4169 | 12.1 | 82 | 45 | 260.6 |

| KICK RETURNS | NO | YDS | AVG | TD | LONG |
|-------------------|----|------|------|----|------|
| Derrick, Antho | 27 | 517 | 19.1 | 1 | 58 |
| Solomon, Freddie | 18 | 295 | 16.4 | 0 | 30 |
| Toliver, T.T. | 12 | 204 | 17.0 | 0 | 34 |
| Dell, Cliff | 11 | 135 | 12.3 | 0 | 40 |
| Bendross, Demetri | 4 | 35 | 8.8 | 0 | 13 |
| Samuels, Lawrenc | 3 | 7 | 2.3 | 0 | 3 |
| Saunders, David | 1 | 12 | 12.0 | 0 | 12 |
| White, David | 1 | 0 | 0.0 | 0 | 0 |
| TEAM | 77 | 1205 | 15.6 | 1 | 58 |
| OPPONENTS | 99 | 1761 | 17.8 | 3 | 57 |

| FUMBLE RET | NO | YDS | AVG | TD | LONG |
|-----------------|----|-----|-----|----|------|
| Certain, Ernest | 1 | 1 | 1.0 | 0 | 1 |
| TEAM | 1 | 1 | 1.0 | 0 | 1 |
| OPPONENTS | 2 | 16 | 8.0 | 2 | 16 |

| INTERCEPTIONS | NO | YDS | AVG | TD | LONG |
|--------------------|----|-----|------|----|------|
| Ordway, Jonathan | 6 | 59 | 9.8 | 1 | 49 |
| Derrick, Antho | 2 | 34 | 17.0 | 0 | 20 |
| Samuels, Lawrenc | 2 | 17 | 8.5 | 0 | 17 |
| Elpheage, Lynarise | 1 | 37 | 37.0 | 0 | 15 |
| Jones, Tramain | 1 | 0 | 0.0 | 0 | 0 |
| Sutton, Mike | 1 | 32 | 32.0 | 0 | 32 |
| Toliver, T.T. | 1 | 0 | 0.0 | 0 | 0 |
| Saunders, David | 1 | 0 | 0.0 | 0 | 0 |
| TEAM | 15 | 179 | 11.9 | 1 | 49 |
| OPPONENTS | 14 | 63 | 4.5 | 0 | 15 |

| FG RETURNS | NO | YDS | AVG | TD | LONG |
|-------------------|----|-----|------|----|------|
| Solomon, Shane | 5 | 52 | 10.4 | 0 | 15 |
| Derrick, Antho | 4 | 58 | 14.5 | 0 | 20 |
| Bendross, Demetri | 2 | 15 | 7.5 | 0 | 9 |
| Dell, Cliff | 1 | 9 | 9.0 | 0 | 9 |
| Toliver, T.T. | 1 | 53 | 53.0 | 1 | 53 |
| Saunders, David | 0 | 1 | 0.0 | 0 | 0 |
| TEAM | 13 | 188 | 14.5 | 1 | 53 |
| OPPONENTS | 2 | 15 | 7.5 | 0 | 8 |

| SCORING | TD | FGS | KICK | RUSH | RVCV | PASS | 2PT | SAF | PTS |
|------------------|-----|-------|--------|------|------|------|-----|-----|-----|
| George, Matt | 0 | 17-30 | 97-106 | 0-0 | 0-0 | 0 | 0 | 0 | 148 |
| Dell, Cliff | 22 | 0-0 | 0-0 | 0-1 | 1-0 | 1 | 0 | 0 | 134 |
| Samuels, Lawr | 19 | 0-0 | 0-0 | 0-1 | 0-0 | 0 | 0 | 0 | 116 |
| Solomon, Fred | 16 | 0-0 | 0-0 | 0-0 | 0-0 | 0 | 0 | 0 | 96 |
| Stafford, Shan | 10 | 0-0 | 0-0 | 0-0 | 1-4 | 0 | 0 | 0 | 60 |
| Daniels, Ronne | 8 | 0-0 | 0-0 | 0-0 | 0-0 | 0 | 0 | 0 | 48 |
| Muhammad, U. | 7 | 0-0 | 0-0 | 0-0 | 0-0 | 0 | 0 | 0 | 44 |
| Toliver, T.T. | 6 | 0-0 | 0-0 | 0-0 | 0-0 | 0 | 0 | 0 | 36 |
| Bendross, Deme | 5 | 0-0 | 0-0 | 0-0 | 0-0 | 0 | 0 | 0 | 30 |
| Saunders, David | 5 | 0-0 | 0-0 | 0-0 | 0-0 | 0 | 0 | 0 | 30 |
| White, David | 4 | 0-0 | 0-0 | 0-0 | 0-0 | 0 | 0 | 0 | 24 |
| Penright, Jarrod | 4 | 0-0 | 0-0 | 0-0 | 0-0 | 0 | 0 | 0 | 24 |
| Elpheage, Lynar | 3 | 0-0 | 0-0 | 0-0 | 0-0 | 0 | 0 | 0 | 18 |
| Derrick, Antho | 2 | 0-0 | 0-0 | 0-0 | 0-0 | 0 | 0 | 0 | 12 |
| Ordway, Jonath | 1 | 0-0 | 0-0 | 0-0 | 0-0 | 0 | 0 | 0 | 6 |
| Christian, Kenny | 1 | 0-0 | 0-0 | 0-0 | 0-0 | 0 | 0 | 0 | 6 |
| Hall, Ricky | 0 | 0-0 | 0-0 | 0-0 | 0-0 | 0 | 1 | 2 | 0 |
| TEAM | 0 | 0-0 | 0-0 | 0-0 | 0-0 | 0 | 0 | 1 | 2 |
| Case, Stoney | 0 | 0-0 | 0-0 | 0-0 | 1-1 | 0 | 0 | 0 | 0 |
| TEAM | 113 | 17-30 | 97-106 | 0-1 | 2-26 | 0 | 3 | 836 | |
| OPPONENTS | 112 | 6-28 | 87-105 | 0-5 | 0-2 | 0 | 1 | 779 | |

| RUSHING | GP | ATT | GAIN | LOSS | NET | AVG | TD | LONG | AVG/G |
|-----------------|----|-----|------|------|-----|-----|----|------|-------|
| Stafford, Shan | 16 | 32 | 63 | 4 | 59 | 1.8 | 10 | 14 | 3.7 |
| Muhammad, U. | 16 | 30 | 61 | 11 | 50 | 1.7 | 4 | 10 | 3.1 |
| Penright, Jarro | 12 | 21 | 48 | 0 | 48 | 2.3 | 6 | 5 | 4.0 |
| Hunt, Aaron | 9 | 3 | 13 | 1 | 12 | 4.0 | 0 | 9 | 1.3 |
| Elpheage, Lyna | 15 | 3 | 7 | 0 | 7 | 2.3 | 0 | 4 | 0.5 |
| Sippio, Bobby | 9 | 3 | 5 | 0 | 5 | 1.7 | 2 | 3 | 0.6 |
| Hall, Ricky | 16 | 2 | 3 | 0 | 3 | 1.5 | 2 | 2 | 0.2 |
| Solomon, Fred | 11 | 2 | 2 | 0 | 2 | 1.0 | 1 | 2 | 0.2 |
| Wiren, Nyle | 14 | 1 | 1 | 0 | 1 | 1.0 | 0 | 1 | 0.1 |
| Bendross, Dem | 11 | 1 | 1 | 0 | 1 | 1.0 | 0 | 1 | 0.1 |
| TEAM | 16 | 98 | 204 | 16 | 188 | 1.9 | 25 | 14 | 11.8 |
| OPPONENTS | 16 | 140 | 399 | 3 | 364 | 2.5 | 26 | 16 | 22.8 |

| FIELD GOALS | M-A | PCT | 01-19 | 20-29 | 30-39 | 40-49 | 50-59 | LG | BLK |
|-----------------|-------|------|-------|-------|-------|-------|-------|----|-----|
| Gramatica, Bill | 12-30 | 40.0 | 0-0 | 4-8 | 6-9 | 2-6 | 0-7 | 47 | 0 |
| TEAM | 12-30 | 40.0 | 0-0 | 4-8 | 6-9 | 2-6 | 0-7 | 47 | 0 |
| OPPONENTS | 10-25 | 40.0 | 3-3 | 2-8 | 3-5 | 2-9 | 0-4 | 49 | 0 |

| SCORING | TD | FGS | KICK | RUSH | RVCV | PASS | 2PT | SAF | PTS |
|-----------------|-----|-----|------|------|------|------|-----|-----|-----|
| Tampa Bay Storm | 187 | 203 | 192 | 228 | 0 | 810 | | | |
| Opponents | 192 | 248 | 196 | 223 | 6 | 779 | | | |

| RUSHING | GP | ATT | GAIN | LOSS | NET | AVG | TD | LONG |
|---------|----|-----|------|------|-----|-----|----|------|
|---------|----|-----|------|------|-----|-----|----|------|

STORM HISTORY

5 TIME ARENA BOWL CHAMPIONS



2007 STORM STATS

| DATE | OPPONENT | W/L | SCORE | ATTENDANCE |
|------|----------------|-----|-------|------------|
| 3/2 | ORLANDO | L | 27-52 | 15,619 |
| 3/10 | @ Dallas | L | 40-59 | 13,805 |
| 3/17 | GEORGIA | L | 47-61 | 13,664 |
| 3/23 | NEW YORK | L | 52-59 | 13,134 |
| 3/31 | @ San Jose | L | 49-69 | 13,916 |
| 4/7 | NEW ORLEANS | L | 66-41 | 16,644 |
| 4/14 | @ Orlando | L | 37-61 | 15,303 |
| 4/29 | COLUMBUS | W | 34-32 | 15,303 |
| 5/6 | @ Austin | W | 66-45 | 13,110 |
| 5/12 | @ Los Angeles | W | 40-37 | 12,439 |
| 5/18 | ARIZONA | W | 59-50 | 16,044 |
| 5/26 | @ Georgia | L | 38-52 | 10,749 |
| 6/2 | @ New Orleans | W | 61-55 | 16,821 |
| 6/9 | PHILADELPHIA | W | 69-59 | 17,654 |
| 6/16 | @ Grand Rapids | W | 69-40 | 6,115 |
| 6/23 | AUSTIN | W | 55-51 | 18,244 |

| TEAM STATISTICS | TAM | OPP |
|-----------------|------|------|
| SCORING | 809 | 825 |
| Points Per Game | 50.6 | 51.6 |

| FIRST DOWNS | TAM | OPP |
|-------------|-----|-----|
| Rushing | 326 | 323 |
| Passing | 43 | 32 |
| Penalty | 236 | 246 |

| RUSHING YARDAGE | TAM | OPP |
|----------------------|------|------|
| Yards gained rushing | 331 | 323 |
| Yards lost rushing | 33 | 25 |
| Rushing Attempts | 128 | 104 |
| Average Per Rush | 2.3 | 2.9 |
| Average Per Game | 18.6 | 18.6 |

| PASSING YARDAGE | TAM | OPP |
|-------------------|------------|------------|
| Att-Comp-Int | 574-380-15 | 598-381-21 |
| Average Per Pass | 7.5 | 7.7 |
| Average Per Catch | 11.3 | 11.8 |
| Average Per Game | 268.5 | 281.4 |
| TDs Passing | 71 | 91 |

| TOTAL OFFENSE | TAM | OPP |
|------------------|-------|-------|
| Total Plays | 4594 | 4800 |
| Total Yards | 718 | 715 |
| Average Per Play | 6.4 | 6.7 |
| Average Per Game | 280.1 | 287.1 |

| KICK RETURNS: #-YARDS | TAM | OPP |
|-----------------------|---------|---------|
| KICK RETURNS: #-YARDS | 83-1421 | 95-1712 |
| FG RETURNS: #-YARDS | 6-145 | 2-25 |
| INT RETURNS: #-YARDS | 21-227 | 15-100 |
| KICK RETURN AVERAGE | 17.1 | 18.0 |
| FG RETURN AVERAGE | 24.2 | 12.5 |
| INT RETURN AVERAGE | 13.2 | 6.7 |

| FUMBLES-LOST | TAM | OPP |
|------------------|---------|---------|
| FUMBLES-LOST | 18-16 | 16-11 |
| PENALTIES-YARDS | 164-864 | 130-784 |
| Average Per Game | 54.0 | 49.0 |
| Average Per Play | 30.42 | 29.18 |

| 3RD-DOWN CONVERSIONS | TAM | OPP |
|----------------------|-------|-------|
| 3rd-Down Pct | 46% | 42% |
| 4TH-DOWN CONVERSIONS | 15/25 | 18/29 |
| 4th-Down Pct | 60% | 62% |

| SACKS BY-YARDS | TAM | OPP |
|------------------------|--------|--------|
| SACKS BY-YARDS | 13-88 | 16-103 |
| MISC YARDS | 36 | 125 |
| TOUCHDOWNS SCORED | 110 | 116 |
| FIELD GOALS-ATTEMPTS | 17-24 | 11-22 |
| 4-point drop-kick FGs | 0-0 | 0-1 |
| PAT-ATTEMPTS | 96-109 | 94-113 |
| 2-point drop-kick PATs | 0-0 | 0-0 |

| ATTENDANCE | TAM | OPP |
|--------------------|---------|---------|
| Games/Avg Per Game | 126306 | 102258 |
| Games/Avg Per Game | 8/15788 | 8/12782 |

| SCORE BY QTR. | 1ST | 2ND | 3RD | 4TH | OT | TOTAL |
|-----------------|-----|-----|-----|-----|----|-------|
| Tampa Bay Storm | 191 | 220 | 151 | 247 | - | 809 |
| Opponents | 180 | 243 | 163 | 239 | - | 825 |

| RUSHING | GP | ATT | GAIN | LOSS | NET | AVG | TD | LONG | AVG/G |
|--------------|----|-----|------|------|-----|------|----|------|-------|
| T. Marshall | 15 | 55 | 125 | 18 | 107 | 17 | 9 | 7.1 | |
| R. Filer | 4 | 27 | 100 | 4 | 96 | 3.6 | 9 | 14 | 24.0 |
| M. Brown | 4 | 9 | 43 | 0 | 43 | 4.8 | 1 | 23 | 10.8 |
| T.T. Toliver | 12 | 5 | 24 | 0 | 24 | 4.8 | 0 | 13 | 2.0 |
| J. Kaleo | 8 | 8 | 17 | 1 | 16 | 2.0 | 1 | 7 | 2.0 |
| B. Dietz | 9 | 10 | 9 | 2 | 7 | 0.7 | 2 | 4 | 0.8 |
| S. Case | 7 | 4 | 4 | 0 | 4 | 1.0 | 2 | 3 | 0.6 |
| C. Crossley | 1 | 6 | 7 | 4 | 3 | 0.5 | 0 | 3 | 3.0 |
| R. Williams | 6 | 1 | 1 | 0 | 1 | 1.0 | 0 | 1 | 0.2 |
| J. Penright | 9 | 3 | 1 | 4 | -3 | -1.0 | 0 | 1 | -0.3 |
| Total | 16 | 128 | 331 | 33 | 298 | 2.3 | 32 | 23 | 18.6 |

| FIELD GOALS | M-A | PCT | 01-19 | 20-29 | 30-39 | 40-49 | 50-99 | LG | BLK |
|-------------|-------|------|-------|-------|-------|-------|-------|----|-----|
| Gramatica | 1-3 | 33.3 | 0-0 | 0-1 | 1-1 | 0-0 | 0-1 | 37 | 0 |
| Leach | 0-1 | 0.0 | 0-0 | 0-0 | 0-0 | 0-0 | 0-1 | 0 | 0 |
| Marler | 16-20 | 80.0 | 3-4 | 6-6 | 6-8 | 1-1 | 0-1 | 41 | 1 |

| PASSING | GP | RATING | ATT-CMP-INT | PCT | YDS | TD | LONG | AVG/G |
|-----------|----|--------|-------------|------|------|----|------|-------|
| B. Dietz | 9 | 119.29 | 302-199-7 | 65.9 | 2395 | 47 | 47 | 266.1 |
| J. Kaleo | 8 | 98.48 | 199-133-6 | 66.8 | 1464 | 18 | 40 | 183.0 |
| S. Case | 7 | 96.83 | 73-48-2 | 65.8 | 540 | 6 | 45 | 77.1 |
| Total | 16 | 108.47 | 574-380-15 | 66.2 | 4296 | 71 | 47 | 268.5 |
| Opponents | 16 | 109.96 | 598-381-21 | 63.7 | 4502 | 91 | 46 | 281.4 |

| RECEIVING | GP | NO. | YDS | AVG | TD | LONG | AVG/G |
|--------------|----|-----|------|------|----|------|-------|
| L. Samuels | 16 | 122 | 1143 | 9.4 | 15 | 35 | 71.4 |
| T. Shaw | 16 | 101 | 1411 | 14.0 | 24 | 47 | 88.2 |
| T.T. Toliver | 12 | 99 | 1193 | 12.1 | 17 | 45 | 99.4 |
| H. Edwards | 4 | 22 | 251 | 11.4 | 7 | 29 | 62.8 |
| D. Bendross | 2 | 13 | 143 | 11.0 | 2 | 39 | 71.5 |
| K. Williams | 14 | 10 | 140 | 14.0 | 3 | 39 | 10.0 |
| T. Kaleita | 10 | 3 | 26 | 8.7 | 1 | 12 | 2.6 |
| T. Marshall | 15 | 3 | 23 | 7.7 | 0 | 9 | 1.5 |
| R. Filer | 4 | 3 | 20 | 6.7 | 0 | 10 | 5.0 |
| M. Brown | 4 | 2 | 35 | 17.5 | 1 | 20 | 8.8 |
| E. Certain | 16 | 2 | 14 | 7.0 | 1 | 12 | 0.9 |
| Total | 16 | 380 | 4399 | 11.6 | 71 | 47 | 274.9 |
| Opponents | 16 | 381 | 4599 | 12.0 | 91 | 46 | 286.9 |

| KICK RETURNS | NO | YDS | AVG | TD | LONG |
|--------------|----|------|------|----|------|
| K. Williams | 46 | 810 | 17.6 | 1 | 55 |
| T.T. Toliver | 23 | 458 | 19.9 | 0 | 41 |
| D. Bendross | 7 | 100 | 14.3 | 0 | 24 |
| T. Shaw | 6 | 50 | 8.3 | 0 | 17 |
| L. Samuels | 3 | 3 | 3.0 | 0 | 3 |
| Total | 83 | 1421 | 17.1 | 1 | 55 |
| Opponents | 95 | 1712 | 18.0 | 2 | 57 |

| FUMBLE RET | NO | YDS | AVG | TD | LONG |
|-------------|----|-----|------|----|------|
| J. Johnson | 3 | 3 | 1.0 | 1 | 3 |
| M. Word | 3 | 5 | 1.7 | 0 | 5 |
| L. Samuels | 2 | 0 | 0.0 | 0 | 0 |
| T. McGill | 1 | 0 | 0.0 | 1 | 0 |
| T. Marshall | 1 | 2 | 2.0 | 0 | 2 |
| M. Owen | 1 | 26 | 26.0 | 0 | 26 |
| Total | 11 | 36 | 3.3 | 2 | 26 |
| Opponents | 16 | 125 | 7.8 | 7 | 52 |

| INTERCEPTIONS | NO | YDS | AVG | TD | LONG |
|---------------|----|-----|------|----|------|
| J. Johnson | 10 | 152 | 15.2 | 2 | 45 |
| L. Samuels | 3 | 38 | 12.7 | 1 | 16 |
| K. Naziruddin | 3 | 62 | 20.7 | 0 | 24 |
| T. Rachal | 2 | 11 | 5.5 | 0 | 7 |
| N. Wiren | 2 | 14 | 7.0 | 0 | 14 |
| L. Smith | 1 | 0 | 0.0 | 0 | 0 |
| A. Wallace | 1 | 0 | 0.0 | 0 | 0 |
| Total | 21 | 277 | 13.2 | 3 | 45 |
| Opponents | 15 | 100 | 6.7 | 2 | 46 |

| FG RETURNS | NO | YDS | AVG | TD | LONG |
|--------------|----|-----|------|----|------|
| T.T. Toliver | 4 | 78 | 19.5 | 0 | 28 |
| J. Johnson | 2 | 67 | 33.5 | 0 | 33 |
| A. Wallace | 1 | 5 | 5.0 | 0 | 5 |
| L. Kennedy | 0 | 0 | 0.0 | 1 | 0 |
| Total | 6 | 145 | 24.2 | 1 | 33 |
| Opponents | 2 | 25 | 12.5 | 0 | 18 |

| SCORING | TD | FGS | KICK | RUSH | RCV | PASS | 2PT | SAF | PTS |
|--------------|-----|-------|--------|------|-----|------|-----|-----|-----|
| T. Shaw | 24 | 0-0 | 0-0 | 0-0 | 0-0 | 0 | 0 | 0 | 144 |
| S. Marler | 0 | 16-20 | 92-99 | 0-0 | 0-0 | 0-1 | 0 | 0 | 140 |
| T. Marshall | 17 | 0-0 | 0-0 | 0-0 | 0-0 | 0 | 0 | 0 | 102 |
| T.T. Toliver | 17 | 0-0 | 0-0 | 0-0 | 0-0 | 0 | 0 | 0 | 102 |
| L. Samuels | 16 | 0-0 | 0-0 | 0-0 | 0-0 | 0 | 0 | 0 | 96 |
| R. Filer | 9 | 0-0 | 0-0 | 0-0 | 0-0 | 0 | 0 | 0 | 54 |
| H. Edwards | 7 | 0-0 | 0-0 | 0-0 | 0-0 | 0 | 0 | 0 | 42 |
| K. Williams | 4 | 0-0 | 0-0 | 0-0 | 0-0 | 0 | 0 | 0 | 24 |
| J. Johnson | 3 | 0-0 | 0-0 | 0-0 | 0-0 | 0 | 0 | 0 | 20 |
| S. Case | 2 | 0-0 | 0-0 | 0-0 | 0-0 | 0 | 0 | 0 | 12 |
| B. Dietz | 2 | 0-0 | 0-0 | 0-0 | 0-0 | 0 | 0 | 0 | 12 |
| M. Brown | 2 | 0-0 | 0-0 | 0-0 | 0-0 | 0 | 0 | 0 | 12 |
| D. Bendross | 2 | 0-0 | 0-0 | 0-0 | 0-0 | 0 | 0 | 0 | 12 |
| T. Kaleita | 1 | 0-0 | 0-0 | 0-0 | 0-0 | 0 | 0 | 0 | 6 |
| J. Kaleo | 1 | 0-0 | 0-0 | 0-0 | 0-0 | 0 | 0 | 0 | 6 |
| L. Kennedy | 1 | 0-0 | 0-0 | 0-0 | 0-0 | 0 | 0 | 0 | 6 |
| E. Certain | 1 | 0-0 | 0-0 | 0-0 | 0-0 | 0 | 0 | 0 | 6 |
| T. McGill | 1 | 0-0 | 0-0 | 0-0 | 0-0 | 0 | 0 | 0 | 6 |
| M. Leach | 0 | 0-1 | 4-6 | 0-0 | 0-0 | 0 | 0 | 0 | 4 |
| B. Gramatica | 0 | 1-3 | 4-0 | 0-0 | 0-0 | 0 | 0 | 0 | 3 |
| Total | 110 | 17-24 | 96-109 | 0-1 | 0-0 | 0 | 0 | 0 | 809 |
| Opponents | 116 | 11-22 | 94-113 | 0-0 | 0-1 | 0 | 1 | 825 | |

| 2-PT CONVERSIONS | TB | 0-2 | Opponents | 0-3 | | | |
|------------------|-----|--------|-----------|------|-----|----------|-----|
| 2-PT CONVERSIONS | TB | 0-2 | Opponents | 0-3 | | | |
| SACKS | TB | 13.0 | Opponents | 16.0 | | | |
| S. Case | 5.0 | McGill | 5.0 | Word | 2.0 | Marshall | 1.0 |

2008 STORM STATS

| DATE | OPPONENT | W/L | SCORE | ATTENDANCE |
|------|----------------|-----|-------|------------|
| 3/1 | @ Kansas City | W | 51-49 | 13,356 |
| 3/7 | Georgia | W | 69-48 | 18,194 |
| 3/16 | @ New Orleans | L | 55-76 | 13,011 |
| 3/29 | @ Philadelphia | L | 51-59 | 16,179 |
| 4/5 | @ Columbus | L | 49-51 | 14,256 |
| 4/13 | ARIZONA | L | 62-63 | 16,413 |
| 4/18 | NEW YORK | L | 47-66 | 17,104 |
| 4/26 | @ Orlando | W | 48-41 | 13,365 |
| 5/5 | CHICAGO | L | 46-51 | 14,491 |
| 5/9 | NEW ORLEANS | W | 41-37 | 16,934 |
| 5/16 | @ Grand Rapids | W | 58-50 | 7,205 |
| 5/23 | CLEVELAND | W | 58-48 | 15,976 |
| 5/31 | @ Georgia | L | 55-56 | 10,400 |
| 6/7 | ORLANDO | W | 71-61 | 17,344 |
| 6/14 | @ San Jose | L | 70-73 | 14,042 |
| 6/21 | Los Angeles | W | 72-47 | 17,891 |

| TEAM STATISTICS | TAM | OPP |
|-----------------|------|------|
| SCORING | 903 | 876 |
| Points Per Game | 56.4 | 54.8 |

| FIRST DOWNS | TAM | OPP |
|-------------|-----|-----|
| Rushing | 348 | 331 |
| Passing | 41 | 35 |
| Penalty | 260 | 244 |

| RUSH YARDAGE | TAM | OPP |
|------------------|------|------|
| Yards Gained | 194 | 249 |
| Yards Lost | 51 | 45 |
| Attempts | 111 | 119 |
| Average Per Rush | 1.7 | 2.2 |
| Average Per Game | 12.1 | 15.6 |
| TDs Rushing | 32 | 21 |

| PASS YARDAGE | TAM | OPP |
|-------------------|------------|------------|
| Att-Comp-Int | 586-377-12 | 562-382-18 |
| Average Per Pass | 7.8 | 7.6 |
| Average Per Catch | 11.9 | 10.8 |
| Average Per Game | 280.9 | 258 |
| TDs Passing | 86 | 94 |

| TOTAL OFFENSE | TAM | OPP |
|------------------|------|-------|
| Total Plays | 4688 | 4377 |
| Total Yards | 713 | 698 |
| Average Per Play | 6.6 | 6.3 |
| Average Per Game | 293 | 273.6 |

| KICK RETURNS: #-YARDS | TAM | OPP |
|-----------------------|----------|----------|
| KICK RETURNS: #-YARDS | 100-1564 | 105-1671 |
| FG RETURNS: #-YARDS | 3-40 | 3-73 |
| INT RETURNS: #-YARDS | 18-171 | 12-206 |
| KICK RETURN AVERAGE | 15.6 | 15.9 |
| FG RETURN AVERAGE | | |

STORM HISTORY

5 TIME ARENA BOWL CHAMPIONS



2010 STORM STATS

| DATE | OPPONENT | W/L | SCORE | ATTENDANCE |
|------|-----------------|-----|-------|------------|
| 4/3 | at Tulsa | L | 58-69 | 6,688 |
| 4/16 | DALLAS | W | 54-41 | 14,122 |
| 4/25 | at Milwaukee | L | 61-72 | 4,049 |
| 5/1 | ARIZONA | W | 62-61 | 12,874 |
| 5/7 | JACKSONVILLE | L | 43-46 | 14,201 |
| 5/15 | at Bossier City | W | 48-44 | 4,784 |
| 5/28 | at Orlando | W | 62-50 | 10,924 |
| 6/5 | OKLAHOMA CITY | W | 50-48 | 16,200 |
| 6/11 | at Alabama | W | 61-55 | 5,994 |
| 6/19 | at Utah | W | 65-40 | 4,525 |
| 6/25 | BOSSIER CITY | W | 78-39 | 15,808 |
| 7/2 | CHICAGO | W | 68-60 | 15,704 |
| 7/9 | at Dallas | W | 56-34 | 5,009 |
| 7/17 | at Jacksonville | L | 47-49 | 13,011 |
| 7/24 | ALABAMA | W | 53-29 | 15,685 |
| 7/31 | ORLANDO | L | 60-75 | 17,302 |

| TEAM STATISTICS | TAM | OPP |
|------------------------|------------|------------|
| SCORING | 926 | 812 |
| Points per game | 57.8 | 50.8 |
| FIRST DOWNS | 326 | 326 |
| Rushing | 30 | 54 |
| Passing | 278 | 216 |
| Penalty | 45 | 56 |
| RUSH YARDAGE | 142 | 527 |
| Yards Gained | 151 | 580 |
| Yards Lost | 9 | 53 |
| Attempts | 71 | 123 |
| Average Per Rush | 2.0 | 4.2 |
| Average Per Game | 19 | 32.9 |
| TDs Rushing | 19 | 28 |
| PASS YARDAGE | 5118 | 4238 |
| Att-Comp-Int | 580-377-16 | 602-362-16 |
| Average Per Pass | 8.8 | 7.0 |
| Average Per Catch | 13.6 | 11.7 |
| Average Per Game | 319.9 | 264.9 |
| TDs Passing | 107 | 85 |
| TOTAL OFFENSE | 5190 | 4618 |
| Total Plays | 663 | 755 |
| Average Per Play | 7.8 | 6.1 |
| Average Per Game | 41/81 | 61/115 |
| 3RD-DOWN CONVERSIONS | 32/44 | 28/66 |
| 3rd-Down Pct | 73.0% | 53.0% |
| 4TH-DOWN CONVERSIONS | 13/19 | 15/31 |
| 4th-Down Pct | 68.4% | 48.4% |
| SACK BY-YARDS | 30-147 | 12-70 |
| MISC YARDS | 0 | 0 |
| TOUCHDOWNS SCORED | 131 | 116 |
| FIELD GOAL-ATTEMPTS | 5-9 | 8-16 |
| 4-point drop-kick FGs | 0-0 | 0-0 |
| PAT-ATTEMPTS | 106-124 | 88-105 |
| 2-point drop-kick PATs | 0-0 | 0-0 |
| ATTENDANCE | 121896 | 55029 |
| Games/Avg Per Game | 8/15237 | 8/6879 |

| RECEIVING | GP | NO. | YDS | AVG | TD | LONG | AVG/G |
|-------------|----|-----|------|------|-----|------|-------|
| T. Timmons | 16 | 118 | 1383 | 11.7 | 37 | 42t | 86.4 |
| H. Edwards | 15 | 114 | 1749 | 15.3 | 36 | 45t | 116.6 |
| D. Rubin | 11 | 70 | 1113 | 15.9 | 22 | 42t | 101.2 |
| S. Robinson | 6 | 33 | 454 | 13.8 | 4 | 36t | 75.7 |
| C. Sainitil | 2 | 15 | 190 | 12.7 | 5 | 32 | 95.0 |
| L. Samuels | 4 | 12 | 112 | 9.3 | 1 | 24 | 28.0 |
| J. Geathers | 1 | 5 | 42 | 8.4 | 0 | 11 | 42.0 |
| T. Kaleita | 15 | 4 | 24 | 6.0 | 2 | 9 | 1.6 |
| J. Willis | 3 | 3 | 30 | 10.0 | 0 | 14 | 10.0 |
| T. Royal | 16 | 2 | 14 | 7.0 | 0 | 4 | 0.9 |
| J. Roberson | 1 | 1 | 7 | 7.0 | 0 | 7 | 7.0 |
| Totals | 16 | 377 | 5118 | 13.6 | 107 | 45t | 319.9 |
| Opponent | 16 | 362 | 4238 | 11.7 | 85 | 48t | 264.9 |

| KICK RETURNS | NO | YDS | AVG | TD | LONG |
|--------------|-----|------|------|----|------|
| J. McCoy | 39 | 741 | 19.0 | 0 | 51 |
| S. Robinson | 32 | 536 | 16.8 | 0 | 39 |
| D. Rubin | 14 | 239 | 17.1 | 0 | 39 |
| C. Sainitil | 4 | 84 | 21.0 | 0 | 29 |
| H. Edwards | 4 | 73 | 18.3 | 0 | 34 |
| J. Roberson | 2 | 48 | 24.0 | 0 | 33 |
| M. Hawthorne | 3 | 10 | 3.3 | 0 | 10 |
| B. Hefflin | 1 | 0 | 0.0 | 0 | 0 |
| Totals | 99 | 1731 | 17.5 | 0 | 51 |
| Opponent | 103 | 1562 | 15.2 | 2 | 58 |

| FUMBLE RET | NO | YDS | AVG | TD | LONG |
|--------------|----|-----|------|----|------|
| M. Hawthorne | 4 | 0 | 0.0 | 2 | 0 |
| J. Smith | 2 | 8 | 4.0 | 0 | 8 |
| C. Dukes | 2 | 10 | 5.0 | 1 | 10 |
| T. McGill | 1 | 0 | 0.0 | 0 | 0 |
| E. McIntosh | 1 | 30 | 30.0 | 1 | 30 |
| E. Ortiz | 1 | 9 | 9.0 | 0 | 9 |
| Total | 11 | 57 | 5.2 | 4 | 30 |
| Opponents | 11 | 37 | 3.4 | 0 | 26 |

| INTERCEPTIONS | NO | YDS | AVG | TD | LONG |
|---------------|----|-----|------|----|------|
| B. Hefflin | 4 | 18 | 4.5 | 0 | 11 |
| M. Hawthorne | 2 | 26 | 13.0 | 0 | 14 |
| D. Brutley | 2 | 2 | 1.0 | 2 | 42 |
| E. McIntosh | 1 | 42 | 42.0 | 0 | 42 |
| J. McCoy | 1 | 17 | 17.0 | 0 | 17 |
| D. Bolden | 1 | 3 | 3.0 | 0 | 3 |
| J. Geathers | 1 | 0 | 0.0 | 0 | 0 |
| E. Ortiz | 1 | -3 | -3.0 | 0 | -3 |
| J. Ordway | 1 | 131 | 8.2 | 1 | 42 |
| Total | 16 | 141 | 8.8 | 1 | 46 |
| Opponents | 16 | 141 | 8.8 | 1 | 46 |

| FG RETURNS | NO | YDS | AVG | TD | LONG |
|------------|----|-----|-----|----|------|
| Total | 0 | 0.0 | 0.0 | 0 | 0 |
| Opponents | 0 | 0.0 | 0.0 | 0 | 0 |

| SCORING | TD | FGS | KICK | RUSH | RCV | PASS | 2PT | SAF | DXP | PTS |
|----------------|-----|------|---------|------|-----|------|-----|-----|-----|-----|
| T. Timmons | 37 | 0-0 | 0-0 | 0-0 | 3 | 0-0 | 3 | 0 | 0 | 228 |
| H. Edwards | 36 | 0-0 | 0-0 | 0-0 | 0 | 0-0 | 0 | 0 | 0 | 216 |
| D. Rubin | 22 | 0-0 | 0-0 | 0-0 | 2 | 0-0 | 2 | 0 | 0 | 136 |
| G. Rivas | 0 | 5-9 | 105-123 | 0-0 | 0 | 0-0 | 0 | 0 | 0 | 120 |
| T. Royal | 11 | 0-0 | 0-0 | 0-0 | 1 | 0-0 | 1 | 0 | 0 | 68 |
| C. Sainitil | 9 | 0-0 | 0-0 | 0-0 | 0 | 0-0 | 0 | 0 | 0 | 54 |
| S. Robinson | 4 | 0-0 | 0-0 | 0-0 | 0 | 0-0 | 0 | 0 | 0 | 24 |
| M. Hawthorne | 3 | 0-0 | 0-0 | 0-0 | 0 | 0-0 | 0 | 0 | 0 | 18 |
| E. Ortiz | 3 | 0-0 | 0-0 | 0-0 | 0 | 0-0 | 0 | 0 | 0 | 18 |
| T. Kaleita | 2 | 0-0 | 0-0 | 0-0 | 0 | 0-0 | 0 | 0 | 0 | 12 |
| C. Dukes | 1 | 0-0 | 0-0 | 0-0 | 0 | 0-0 | 0 | 1 | 0 | 8 |
| J. Bear | 1 | 0-0 | 0-0 | 0-0 | 0 | 0-0 | 0 | 0 | 0 | 6 |
| E. McIntosh | 1 | 0-0 | 0-0 | 0-0 | 0 | 0-0 | 0 | 0 | 0 | 6 |
| L. Samuels | 1 | 0-0 | 0-0 | 0-0 | 0 | 0-0 | 0 | 0 | 0 | 6 |
| K. Kinney | 0 | 0-0 | 0-0 | 0-0 | 0 | 0-0 | 0 | 1 | 2 | 2 |
| T. McGill | 0 | 0-0 | 0-0 | 0-0 | 0 | 0-0 | 0 | 1 | 2 | 2 |
| TEAM | 0 | 0-0 | 0-0 | 0-0 | 0 | 0-0 | 0 | 1 | 2 | 2 |
| B. Dietz | 0 | 0-0 | 0-0 | 0-0 | 0 | 6-7 | 0 | 0 | 0 | 0 |
| D. Weatherford | 0 | 0-0 | 0-0 | 0-1 | 0 | 0-0 | 0 | 0 | 0 | 0 |
| Total | 131 | 5-9 | 105-123 | 0-1 | 6 | 6-7 | 6 | 3 | 1 | 926 |
| Opponents | 116 | 8-16 | 88-104 | 1-5 | 1 | 1-8 | 2 | 0 | 0 | 812 |

| FIELD GOALS | M-A | PCT | 01-19 | 20-29 | 30-39 | 40-49 | 50-59 | LG | BLK |
|-------------|------|------|-------|-------|-------|-------|-------|----|-----|
| G. Rivas | 5-9 | 55.6 | 0-0 | 4-6 | 0-1 | 1-1 | 0-1 | 45 | 1 |
| OPPONENTS | 8-16 | 50.0 | 0-0 | 3-4 | 3-6 | 1-3 | 1-3 | 30 | 1 |

| PASSING | GP | RATING | ATT | CMP-INT | PCT | YDS | TD | LNG | AVG/G |
|----------------|----|--------|------------|---------|------|------|-----|-------|-------|
| B. Dietz | 16 | 121.2 | 572 | 373-16 | 65.2 | 5054 | 106 | 45t | 315.9 |
| A. Weatherford | 16 | 108.3 | 8-4-0 | 50.0 | 64 | 1 | 24t | 4.0 | 0.0 |
| TEAM | 16 | 39.6 | 0-0-0 | 0.0 | -70 | 0 | 0 | -4.4 | 0.0 |
| Total | 16 | 120.6 | 580-377-16 | 65.0 | 5048 | 107 | 45t | 315.5 | 0.0 |
| Opponents | 16 | 101.0 | 602-362-16 | 60.1 | 4091 | 85 | 48t | 255.7 | 0.0 |

| RECEIVING | GP | NO. | YDS | AVG | TD | LONG | AVG/G |
|-------------|----|-----|------|------|-----|------|-------|
| T. Timmons | 16 | 118 | 1383 | 11.7 | 37 | 42t | 86.4 |
| H. Edwards | 15 | 114 | 1749 | 15.3 | 36 | 45t | 116.6 |
| D. Rubin | 11 | 70 | 1113 | 15.9 | 22 | 42t | 101.2 |
| S. Robinson | 6 | 33 | 454 | 13.8 | 4 | 36t | 75.7 |
| C. Sainitil | 2 | 15 | 190 | 12.7 | 5 | 32 | 95.0 |
| L. Samuels | 4 | 12 | 112 | 9.3 | 1 | 24 | 28.0 |
| J. Geathers | 1 | 5 | 42 | 8.4 | 0 | 11 | 42.0 |
| T. Kaleita | 15 | 4 | 24 | 6.0 | 2 | 9 | 1.6 |
| J. Willis | 3 | 3 | 30 | 10.0 | 0 | 14 | 10.0 |
| T. Royal | 16 | 2 | 14 | 7.0 | 0 | 4 | 0.9 |
| J. Roberson | 1 | 1 | 7 | 7.0 | 0 | 7 | 7.0 |
| Totals | 16 | 377 | 5118 | 13.6 | 107 | 45t | 319.9 |
| Opponent | 16 | 362 | 4238 | 11.7 | 85 | 48t | 264.9 |

| KICK RETURNS | NO | YDS | AVG | TD | LONG |
|--------------|-----|------|------|----|------|
| J. McCoy | 39 | 741 | 19.0 | 0 | 51 |
| S. Robinson | 32 | 536 | 16.8 | 0 | 39 |
| D. Rubin | 14 | 239 | 17.1 | 0 | 39 |
| C. Sainitil | 4 | 84 | 21.0 | 0 | 29 |
| H. Edwards | 4 | 73 | 18.3 | 0 | 34 |
| J. Roberson | 2 | 48 | 24.0 | 0 | 33 |
| M. Hawthorne | 3 | 10 | 3.3 | 0 | 10 |
| B. Hefflin | 1 | 0 | 0.0 | 0 | 0 |
| Totals | 99 | 1731 | 17.5 | 0 | 51 |
| Opponent | 103 | 1562 | 15.2 | 2 | 58 |

| FUMBLE RET | NO | YDS | AVG | TD | LONG |
|--------------|----|-----|------|----|------|
| M. Hawthorne | 4 | 0 | 0.0 | 2 | 0 |
| J. Smith | 2 | 8 | 4.0 | 0 | 8 |
| C. Dukes | 2 | 10 | 5.0 | 1 | 10 |
| T. McGill | 1 | 0 | 0.0 | 0 | 0 |
| E. McIntosh | 1 | 30 | 30.0 | 1 | 30 |
| E. Ortiz | 1 | 9 | 9.0 | 0 | 9 |
| Total | 11 | 57 | 5.2 | 4 | 30 |
| Opponents | 11 | 37 | 3.4 | 0 | 26 |

| INTERCEPTIONS | NO | YDS | AVG | TD | LONG |
|---------------|----|-----|------|----|------|
| B. Hefflin | 4 | 18 | 4.5 | 0 | 11 |
| M. Hawthorne | 2 | 26 | 13.0 | 0 | 14 |
| D. Brutley | 2 | 2 | 1.0 | 2 | 42 |
| E. McIntosh | 1 | 42 | 42.0 | 0 | 42 |
| J. McCoy | 1 | 17 | 17.0 | 0 | 17 |
| D. Bolden | 1 | 3 | 3.0 | 0 | 3 |
| J. Geathers | 1 | 0 | 0.0 | 0 | 0 |
| E. Ortiz | 1 | 0 | 0.0 | 0 | 0 |
| J. Ordway | 1 | -3 | -3.0 | 0 | -3 |
| Total | 16 | 131 | 8.2 | 1 | 42 |
| Opponents | 16 | 141 | 8.8 | 1 | 46 |

| FG RETURNS | NO | YDS | AVG | TD | LONG |
|------------|----|-----|-----|----|------|
| Total | 0 | 0.0 | 0.0 | 0 | 0 |
| Opponents | 0 | 0.0 | 0.0 | 0 | 0 |

| SCORING | TD | FGS | KICK | RUSH | RCV | PASS | 2PT | SAF | DXP | PTS |
|----------------|----|-----|---------|------|-----|------|-----|-----|-----|-----|
| T. Timmons | 37 | 0-0 | 0-0 | 0-0 | 3 | 0-0 | 3 | 0 | 0 | 228 |
| H. Edwards | 36 | 0-0 | 0-0 | 0-0 | 0 | 0-0 | 0 | 0 | 0 | 216 |
| D. Rubin | 22 | 0-0 | 0-0 | 0-0 | 2 | 0-0 | 2 | 0 | 0 | 136 |
| G. Rivas | 0 | 5-9 | 105-123 | 0-0 | 0 | 0-0 | 0 | 0 | 0 | 120 |
| T. Royal | 11 | 0-0 | 0-0 | 0-0 | 1 | 0-0 | 1 | 0 | 0 | 68 |
| C. Sainitil | 9 | 0-0 | 0-0 | 0-0 | 0 | 0-0 | 0 | 0 | 0 | 54 |
| S. Robinson | 4 | 0-0 | 0-0 | 0-0 | 0 | 0-0 | 0 | 0 | 0 | 24 |
| M. Hawthorne | 3 | 0-0 | 0-0 | 0-0 | 0 | 0-0 | 0 | 0 | 0 | 18 |
| E. Ortiz | 3 | 0-0 | 0-0 | 0-0 | 0 | 0-0 | 0 | 0 | 0 | 18 |
| T. Kaleita | 2 | 0-0 | 0-0 | 0-0 | 0 | 0-0 | 0 | 0 | 0 | 12 |
| C. Dukes | 1 | 0-0 | 0-0 | 0-0 | 0 | 0-0 | 0 | 1 | 0 | 8 |
| J. Bear | 1 | 0-0 | 0-0 | 0-0 | 0 | 0-0 | 0 | 0 | 0 | 6 |
| E. McIntosh | 1 | 0-0 | 0-0 | 0-0 | 0 | 0-0 | 0 | 0 | 0 | 6 |
| L. Samuels | 1 | 0-0 | 0-0 | 0-0 | 0 | 0-0 | 0 | 0 | 0 | 6 |
| K. Kinney | 0 | 0-0 | 0-0 | 0-0 | 0 | 0-0 | 0 | 1 | 2 | 2 |
| T. McGill | 0 | 0-0 | 0-0 | 0-0 | 0 | 0-0 | 0 | 1 | 2 | 2 |
| TEAM | 0 | 0-0 | 0-0 | 0-0 | 0 | 0-0 | 0 | 1 | 2 | 2 |
| B. Dietz | 0 | 0-0 | 0-0 | 0-0 | 0 | 6-7 | 0 | 0 | 0 | 0 |
| D. Weatherford | 0 | 0-0 | | | | | | | | |

STORM HISTORY

5 TIME ARENABOWL CHAMPIONS



2012 STORM STATS

| DATE | OPPONENT | W/L | SCORE | ATTENDANCE |
|------|-----------------|-----|-------|------------|
| 3/10 | at Chicago | L | 48-70 | 9,124 |
| 3/16 | Georgia | W | 50-47 | 16,054 |
| 3/30 | Jacksonville | W | 71-69 | 8,446 |
| 4/6 | at New Orleans | L | 47-66 | 8,667 |
| 4/13 | Cleveland | W | 69-48 | 8,686 |
| 4/20 | at Philadelphia | L | 48-83 | 9,371 |
| 4/30 | Kansas City | W | 63-46 | 7,345 |
| 5/5 | Orlando | W | 55-31 | 8,488 |
| 5/12 | at Georgia | L | 41-44 | 3,859 |
| 5/19 | at Cleveland | L | 34-53 | 6,927 |
| 5/26 | Milwaukee | W | 63-55 | 10,406 |
| 6/2 | at Jacksonville | L | 61-71 | 11,080 |
| 6/15 | at Orlando | L | 40-64 | 12,441 |
| 6/23 | San Antonio | L | 56-77 | 9,328 |
| 6/29 | Philadelphia | L | 79-83 | 9,229 |
| 7/7 | at Pittsburgh | W | 65-61 | 4,154 |
| 7/14 | New Orleans | W | 78-77 | 10,201 |
| 7/21 | at Spokane | L | 53-63 | 10,750 |

| TEAM STATISTICS | TAM | OPP |
|-------------------------|-------------|-------------|
| Scoring | 1021 | 1108 |
| Points Per Game | 56.7 | 61.6 |
| FIRST DOWNS | 384 | 373 |
| Rushing | 54 | 45 |
| Passing | 272 | 263 |
| Penalty | 58 | 65 |
| RUSHING YARDAGE | 332 | 285 |
| Yards gained rushing | 346 | 320 |
| Yards lost rushing | 14 | 35 |
| Rushing Attempts | 132 | 124 |
| Average Per Rush | 2.5 | 2.3 |
| Average Per Game | 18.4 | 15.8 |
| TDs Rushing | 37 | 32 |
| PASSING YARDAGE | 5151 | 4919 |
| Att-Comp-Int | 677-420-23 | 656-422-17 |
| Average Per Pass | 7.6 | 7.5 |
| Average Per Catch | 12.3 | 11.7 |
| Average Per Game | 286.2 | 273.3 |
| TDs Passing | 95 | 113 |
| TOTAL OFFENSE | 5483 | 5204 |
| Total Plays | 835 | 801 |
| Average Per Play | 6.6 | 6.5 |
| Average Per Game | 304.6 | 289.1 |
| KICK RETURNS: #-YARDS | 119-2258 | 98-1726 |
| FG RETURNS: #-YARDS | 1-0 | 3-78 |
| INT RETURNS: #-YARDS | 17-183 | 23-230 |
| KICK RETURN AVERAGE | 19.0 | 17.6 |
| FG RETURN AVERAGE | 0.0 | 26.0 |
| INT RETURN AVERAGE | 10.8 | 10.0 |
| FUMBLES-LOST | 34-26 | 36-22 |
| PENALTIES-YARDS | 165-1281 | 136-985 |
| Average Per Game | 54.7 | 54.7 |
| TIME OF POSSESSION/GAME | 29:51 | 30:19 |
| 3RD-DOWN CONVERSIONS | 60/118 | 55/113 |
| 3rd-Down Pct | 51% | 49% |
| 4TH-DOWN CONVERSIONS | 21/35 | 17/32 |
| 4th-Down Pct | 60% | 53% |
| SACKS BY-YARDS | 21-109 | 26-121 |
| MISC YARDS | 12 | 52 |
| TOUCHDOWNS SCORED | 146 | 157 |
| FIELD GOALS-ATTEMPTS | 5-17 | 9-16 |
| ON-SIDE KICKS | 5-27 | 4-15 |
| RED-ZONE KICKS | 75-90 83% | 77-92 84% |
| RED-ZONE TOUCHDOWNS | 73-90 81% | 72-92 78% |
| 4-point drop-kick FGs | 0-0 | 0-0 |
| PAT-ATTEMPTS | 116-135 86% | 133-153 87% |
| 2-point drop-kick PATs | 0-0 | 0-0 |
| ATTENDANCE | 88183 | 76383 |
| Games/Avg Per Game | 9/9798 | 9/8487 |
| Neutral Site Games | 0/0 | 0/0 |

| SCORE BY QTR. | 1ST | 2ND | 3RD | 4TH | OT | TOTAL |
|-----------------|-----|-----|-----|-----|----|-------|
| Tampa Bay Storm | 175 | 292 | 202 | 344 | 8 | 1021 |
| Opponents | 214 | 346 | 196 | 345 | 7 | 1108 |

| RUSHING | GP | ATT | GAIN | LOSS | NET | AVG | TD | LONG | AVG/G |
|---------------|----|-----|------|------|-----|-----|----|------|-------|
| Wasil, S. | 16 | 64 | 144 | 4 | 140 | 2.2 | 19 | 12 | 8.8 |
| Hill, N. | 5 | 24 | 105 | 0 | 105 | 4.4 | 8 | 14 | 21.0 |
| Rutledge, W. | 8 | 11 | 28 | 0 | 28 | 2.5 | 0 | 5 | 3.5 |
| Crosby, T. | 10 | 11 | 27 | 3 | 24 | 2.2 | 3 | 7 | 2.4 |
| Kaleita, T. | 15 | 9 | 18 | 1 | 17 | 1.9 | 4 | 9 | 1.1 |
| Williams, C. | 12 | 2 | 7 | 0 | 7 | 3.5 | 0 | 4 | 0.6 |
| Rodriguez, P. | 17 | 1 | 4 | 0 | 4 | 4.0 | 0 | 4 | 0.2 |
| Grothe, M. | 6 | 5 | 8 | 4 | 4 | 0.8 | 1 | 4 | 0.7 |
| Royal, T. | 5 | 3 | 2 | 0 | 2 | 0.7 | 1 | 1 | 0.4 |
| Lindsey, M. | 11 | 2 | 3 | 2 | 1 | 0.5 | 1 | 3 | 0.1 |
| Total | 18 | 132 | 346 | 14 | 332 | 2.5 | 37 | 14 | 18.4 |
| Opponents | 18 | 124 | 320 | 35 | 285 | 2.3 | 32 | 29 | 15.8 |

| FIELD GOALS | M-A | PCT | 01-19 | 20-29 | 30-39 | 40-49 | 50-99 | LG | BLK |
|--------------|------|------|-------|-------|-------|-------|-------|----|-----|
| Bongarra, J. | 5-17 | 29.4 | 1-1 | 1-4 | 2-5 | 1-1 | 0-4 | 42 | 0 |
| Opponents | 9-16 | 56.3 | 2-3 | 5-7 | 2-5 | 0-0 | 0-1 | 31 | 1 |

| PASSING | GP | RATING | ATT-CMP-INT | PCT | YDS | TD | LNG | AVG/G |
|------------|----|--------|-------------|------|------|-----|-----|-------|
| Wasil, S. | 16 | 105.22 | 294-189-17 | 60.1 | 3664 | 71 | 48 | 229.0 |
| Hill, N. | 5 | 114.03 | 114-167-5 | 68.3 | 1447 | 21 | 45 | 289.4 |
| Grothe, M. | 6 | 97.52 | 12-21-1 | 57.1 | 61 | 3 | 33 | 26.8 |
| TEAM | 17 | 39.58 | 0-0-0 | 0.0 | -121 | 0 | 0 | -7.1 |
| Total | 18 | 106.41 | 420-677-23 | 62.0 | 5151 | 95 | 48 | 286.2 |
| Opponents | 18 | 115.72 | 422-656-17 | 64.3 | 4919 | 113 | 47 | 273.3 |

| RECEIVING | GP | NO. | YDS | AVG | TD | LONG | AVG/G |
|---------------|----|-----|------|------|-----|------|-------|
| Rodriguez, P. | 17 | 125 | 1653 | 13.2 | 32 | 48 | 97.2 |
| Williams, C. | 12 | 83 | 994 | 12.0 | 17 | 35 | 82.8 |
| Jackson, A. | 11 | 77 | 1012 | 13.1 | 20 | 45 | 92.0 |
| Lindsey, M. | 11 | 40 | 364 | 9.1 | 6 | 44 | 33.1 |
| Hills, J. | 5 | 39 | 648 | 16.6 | 13 | 45 | 129.6 |
| Fagg, D. | 4 | 21 | 222 | 10.6 | 3 | 26 | 55.5 |
| Williams, V. | 5 | 11 | 125 | 11.4 | 2 | 29 | 25.0 |
| Jones, M. | 6 | 10 | 93 | 9.3 | 1 | 21 | 15.5 |
| Bussey, G. | 12 | 4 | 49 | 12.2 | 0 | 23 | 4.1 |
| Singleton, C. | 1 | 4 | 42 | 10.5 | 1 | 18 | 42.0 |
| Crosby, T. | 10 | 2 | 16 | 8.0 | 0 | 12 | 1.6 |
| Lowe, J. | 3 | 1 | 35 | 35.0 | 0 | 35 | 11.7 |
| Kaleita, T. | 15 | 1 | 8 | 8.0 | 0 | 8 | 0.5 |
| McIntosh, E. | 14 | 1 | 7 | 7.0 | 0 | 7 | 0.5 |
| Jones, B. | 7 | 1 | 4 | 4.0 | 0 | 4 | 0.6 |
| Total | 18 | 420 | 5272 | 12.6 | 95 | 48 | 292.9 |
| Opponents | 18 | 422 | 5028 | 11.9 | 113 | 47 | 279.3 |

| KICK RETURNS | NO | YDS | AVG | TD | LONG |
|---------------|-----|------|------|----|------|
| Lindsey, M. | 56 | 1092 | 19.5 | 3 | 56 |
| Williams, C. | 36 | 829 | 23.0 | 3 | 58 |
| Lowe, J. | 7 | 154 | 22.0 | 0 | 37 |
| Jackson, A. | 6 | 144 | 24.0 | 1 | 57 |
| Swanson, R. | 5 | 8 | 1.6 | 0 | 7 |
| Team | 3 | 0 | 0.0 | 0 | 0 |
| Jones, M. | 2 | 4 | 2.0 | 0 | 3 |
| Rodriguez, P. | 1 | 5 | 5.0 | 0 | 5 |
| Williams, V. | 1 | 11 | 11.0 | 1 | 11 |
| Bolden, D. | 1 | 1 | 1.0 | 0 | 1 |
| Hills, J. | 1 | 10 | 10.0 | 0 | 10 |
| Total | 119 | 2258 | 19.0 | 6 | 58 |
| Opponents | 98 | 1726 | 17.6 | 5 | 58 |

| FUMBLE RET | NO | YDS | AVG | TD | LONG |
|--------------|----|-----|------|----|------|
| Swanson, R. | 2 | 4 | 2.0 | 2 | 4 |
| Williams, C. | 1 | 0 | 0.0 | 1 | 0 |
| Jones, M. | 1 | 0 | 0.0 | 1 | 0 |
| Phillips, P. | 1 | 10 | 10.0 | 1 | 10 |
| Wilson, J. | 1 | 0 | 0.0 | 0 | 0 |
| Nelson, F. | 0 | 0 | 0.0 | 1 | 0 |
| Rutledge, W. | 0 | 0 | 0.0 | 1 | 0 |
| Serini, B. | 0 | -5 | 0.0 | 0 | 0 |
| Total | 6 | 9 | 1.5 | 7 | 10 |
| Opponents | 5 | 49 | 9.8 | 4 | 40 |

| INTERCEPTIONS | NO | YDS | AVG | TD | LONG |
|---------------|----|-----|------|----|------|
| Swanson, R. | 5 | 41 | 8.2 | 0 | 23 |
| Bolden, D. | 3 | 41 | 13.7 | 0 | 34 |
| Holmes, L. | 3 | 63 | 21.0 | 1 | 53 |
| Mosley, R. | 2 | 0 | 0.0 | 0 | 0 |
| McIntosh, E. | 2 | 30 | 15.0 | 0 | 25 |
| Moody, M. | 1 | 1 | 1.0 | 0 | 1 |
| Cuff, V. | 1 | 7 | 7.0 | 0 | 7 |
| Total | 17 | 183 | 10.8 | 1 | 53 |
| Opponents | 23 | 230 | 10.0 | 3 | 39 |

| FG RETURNS | NO | YDS | AVG | TD | LONG |
|--------------|----|-----|------|----|------|
| Williams, C. | 1 | 0 | 0.0 | 0 | 0 |
| Total | 1 | 0 | 0.0 | 0 | 0 |
| Opponents | 3 | 78 | 26.0 | 0 | 37 |

| SCORING | TD | FGS | KICK | RUSH | RCV | PASS | ZPT | SAF | PTS |
|---------------|-----|------|---------|------|-----|------|-----|-----|------|
| Rodriguez, P. | 32 | 0-0 | 0-0 | 0-0 | 2 | 0-0 | 0 | 0 | 196 |
| Bongarra, J. | 0 | 5-17 | 116-135 | 0-0 | 0 | 0-0 | 0 | 0 | 131 |
| Williams, C. | 21 | 0-0 | 0-0 | 0-0 | 0 | 0-0 | 0 | 0 | 126 |
| Jackson, A. | 21 | 0-0 | 0-0 | 0-0 | 0 | 0-0 | 0 | 0 | 116 |
| Wasil, S. | 19 | 0-0 | 0-0 | 1-1 | 0 | 4-10 | 0 | 0 | 116 |
| Hills, J. | 13 | 0-0 | 0-0 | 0-0 | 0 | 0-0 | 0 | 0 | 78 |
| Lindsey, M. | 8 | 0-0 | 0-0 | 0-0 | 1 | 0-0 | 0 | 0 | 50 |
| Hill, N. | 8 | 0-0 | 0-0 | 0-0 | 0 | 0-0 | 0 | 0 | 48 |
| Kaleita, T. | 4 | 0-0 | 0-0 | 0-0 | 0 | 0-0 | 0 | 0 | 24 |
| Fagg, D. | 3 | 0-0 | 0-0 | 0-0 | 0 | 0-0 | 0 | 0 | 18 |
| Crosby, T. | 3 | 0-0 | 0-0 | 0-0 | 0 | 0-0 | 0 | 0 | 18 |
| Williams, V. | 3 | 0-0 | 0-0 | 0-0 | 0 | 0-0 | 0 | 0 | 18 |
| Jones, M. | 2 | 0-0 | 0-0 | 0-0 | 0 | 0-0 | 0 | 0 | 12 |
| Swanson, R. | 2 | 0-0 | 0-0 | 0-0 | 0 | 0-0 | 0 | 0 | 12 |
| Singleton, C. | 1 | 0-0 | 0-0 | 0-0 | 1 | 0-0 | 0 | 0 | 8 |
| Phillips, P. | 1 | 0-0 | 0-0 | 0-0 | 0 | 0-0 | 1 | 8 | 8 |
| Grothe, M. | 1 | 0-0 | 0-0 | 0-0 | 0 | 0-0 | 0 | 0 | 6 |
| Holmes, L. | 1 | 0-0 | 0-0 | 0-0 | 0 | 0-0 | 0 | 0 | 6 |
| Nelson, F. | 1 | 0-0 | 0-0 | 0-0 | 0 | 0-0 | 0 | 0 | 6 |
| Rutledge, W. | 1 | 0-0 | 0-0 | 0-0 | 0 | 0-0 | 0 | 0 | 6 |
| Royal, T. | 1 | 0-0 | 0-0 | 0-0 | 0 | 0-0 | 0 | 0 | 6 |
| Jones, B. | 0 | 0-0 | 0-0 | 1-0 | 0 | 0-0 | 0 | 0 | 2 |
| Total | 146 | 5-17 | 116-135 | 2-1 | 4 | 4-10 | 0 | 1 | 1021 |
| Opponents | 157 | 9-16 | 133-153 | 1-1 | 1 | 1-2 | 0 | 1 | 1108 |

2013 STORM STATS

| DATE | OPPONENT | W/L | SCORE | ATTENDANCE |
|------|-----------------|-----|-------|------------|
| 3/23 | Jacksonville | L | 55-64 | 12,222 |
| 3/30 | Cleveland | W | 69-47 | 10,142 |
| 4/6 | at Utah | W | 77-65 | 6,014 |
| 4/12 | San Antonio | L | 36-52 | 10,126 |
| 4/20 | at Orlando | W | 53-35 | 11,969 |
| 4/27 | at Spokane | W | 70-62 | 9,872 |
| 5/4 | New Orleans | W | 63-32 | 10,114 |
| 5/10 | at San Jose | L | 34-64 | 8,001 |
| 5/18 | at Pittsburgh | W | 62-34 | 4,625 |
| 5/25 | Philadelphia | L | 55-73 | 11,804 |
| 6/1 | at Iowa | W | 65-62 | 6,568 |
| 6/8 | Orlando | L | 48-55 | 14,041 |
| 6/15 | at New Orleans | L | 51-54 | 4,758 |
| 6/22 | Chicago | L | 49-50 | 11,514 |
| 7/6 | Spokane | L | 49-63 | 9,934 |
| 7/13 | at San Antonio | L | 42-68 | 8,576 |
| 7/20 | Pittsburgh | L | 37-48 | 16,118 |
| 7/27 | at Jacksonville | L | 44-52 | 10,409 |
| 8/3 | at Jacksonville | L | 62-69 | 7,899 |

| TEAM STATISTICS | TAM | OPP |
|-------------------------|------------|------------|
| Scoring | 959 | 980 |
| Points Per Game | 53.3 | 54.4 |
| FIRST DOWNS | 355 | 356 |
| Rushing | 61 | 52 |
| Passing | 254 | 250 |
| Penalty | 40 | 54 |
| RUSHING YARDAGE | 516 | 402 |
| Yards gained rushing | 556 | 430 |
| Yards lost rushing | 40 | 28 |
| Rushing Attempts | 151 | 131 |
| Average Per Rush | 3.4 | 3.1 |
| Average Per Game | 28.7 | 22.3 |
| TDs Rushing | 42 | 35 |
| PASSING YARDAGE | 4646 | 4626 |
| Att-Comp-Int | 626-383-10 | 618-402-25 |
| Average Per Pass | 7.4 | 7.5 |
| Average Per Catch | 12.1 | 11.5 |
| Total | 258.1 | 257.0 |
| TDs Passing | 89 | 93 |
| TOTAL OFFENSE | 5162 | 5028 |
| Total Plays | 830 | 768 |
| Average Per Play | 6.2 | 6.5 |
| Average Per Game | 286.8 | 279.3 |
| KICK RETURNS: #-YARDS | 101-1571 | 111-1951 |
| FG RETURNS: #-YARDS | 0-0 | 1-32 |
| INT RETURNS: #-YARDS | 25-263 | 10-149 |
| KICK RETURN AVERAGE | 15.6 | 17.6 |
| FG RETURN AVERAGE | 0.0 | 32.0 |
| INT RETURN AVERAGE | 10.5 | 14.9 |
| FUMBLES-LOST | 30-19 | 23-18 |
| PENALTIES-YARDS | 149-961 | 135-852 |
| Average Per Game | 53.4 | 47.3 |
| TIME OF POSSESSION/GAME | -30:-13 | 29:33 |
| 3RD-DOWN CONVERSIONS | 51/121 | 46/94 |
| 3rd-Down Pct | 42% | 49% |
| 4TH-DOWN CONVERSIONS | 26/55 | 19/35 |
| 4th-Down Pct | 47% | 54% |
| SACKS BY-YARDS | 19-84 | 53-216 |

STORM HISTORY

5 TIME ARENA BOWL CHAMPIONS



2014 STORM STATS

| DATE | OPPONENT | W/L | SCORE | ATTENDANCE |
|------|-----------------|-----|------------|------------|
| 3/14 | NEW ORLEANS | W | 62-57 | 10,370 |
| 3/21 | at San Antonio | W | 48-45 | 5,981 |
| 3/29 | ORLANDO | L | 52-56 | 10,896 |
| 4/4 | PHILADELPHIA | W | 63-49 | 11,102 |
| 4/11 | at Jacksonville | L | 41-60 | 8,132 |
| 4/19 | at Orlando | L | 65-77 | 5,434 |
| 4/26 | SPOKANE | L | 41-53 | 9,448 |
| 5/3 | PORTLAND | L | 42-61 | 10,584 |
| 5/17 | at Philadelphia | L | 34-62 | 8,058 |
| 5/24 | JACKSONVILLE | W | 56-35 | 12,501 |
| 5/30 | at New Orleans | W | 62-48 | 4,853 |
| 6/7 | PHILADELPHIA | W | 56-49 | 11,062 |
| 6/14 | at Iowa | W | 62-56 (OT) | 8,862 |
| 6/21 | ORLANDO | W | 35-34 | 11,890 |
| 6/27 | at Cleveland | L | 41-48 | 10,855 |
| 7/11 | at San Jose | L | 43-52 | 8,645 |
| 7/21 | at Spokane | L | 52-55 | 9,479 |
| 7/26 | CLEVELAND | L | 49-56 | 14,770 |

| TEAM STATISTICS | TAM | OPP |
|-------------------------|-------------|-------------|
| SCORING | 904 | 953 |
| Points Per Game | 50.2 | 52.9 |
| FIRST DOWNS | 351 | 378 |
| Rushing | 42 | 46 |
| Passing | 243 | 284 |
| Penalty | 66 | 48 |
| RUSHING YARDAGE | 280 | 449 |
| Yards gained rushing | 291 | 475 |
| Yards lost rushing | 11 | 26 |
| Rushing Attempts | 103 | 140 |
| Average Per Rush | 2.7 | 3.2 |
| Average Per Game | 15.6 | 24.9 |
| TDs Rushing | 23 | 28 |
| PASSING YARDAGE | 4513 | 5052 |
| Att-Comp-Int | 652-372-28 | 693-443-22 |
| Average Per Pass | 6.9 | 7.3 |
| Average Per Catch | 12.1 | 11.4 |
| Average Per Game | 250.7 | 280.7 |
| TDs Passing | 98 | 98 |
| TOTAL OFFENSE | 4793 | 5501 |
| Total Plays | 788 | 852 |
| Average Per Play | 6.1 | 6.5 |
| Average Per Game | 266.3 | 305.6 |
| KICK RETURNS: #-Yards | 108-1754 | 98-1600 |
| FG RETURNS: #-Yards | 1-27 | 0-0 |
| INT RETURNS: #-Yards | 22-254 | 28-341 |
| KICK RETURN AVERAGE | 16.2 | 16.3 |
| FG RETURN AVERAGE | 27.0 | 0.0 |
| INT RETURN AVERAGE | 11.5 | 12.2 |
| FUMBLES-LOST | 21-14 | 22-14 |
| PENALTIES-Yards | 131-941 | 154-1068 |
| Average Per Game | 52.3 | 52.7 |
| TIME OF POSSESSION/Game | 29:21 | -29:49 |
| 3RD-DOWN Conversions | 49/116 | 67/137 |
| 3rd-Down Pct | 42% | 49% |
| 4TH-DOWN Conversions | 27/53 | 25/50 |
| 4th-Down Pct | 51% | 50% |
| SACKS BY-Yards | 19-129 | 33-148 |
| MISC YARDS | 24 | 17 |
| TOUCHDOWNS SCORED | 131 | 138 |
| FIELD GOALS-ATTEMPTS | 1-1 | 2-6 |
| ON-SIDE KICKS | 0-8 | 6-18 |
| RED-ZONE SCORES | 51-65 78% | 74-97 76% |
| RED-ZONE TOUCHDOWNS | 51-65 78% | 72-97 74% |
| 4-point drop-kick FGs | 0-0 | 0-0 |
| PAT-ATTEMPTS | 109-122 89% | 109-126 87% |
| 2-point drop-kick PATS | 0-0 | 0-0 |
| ATTENDANCE | 102623 | 70299 |
| Games/Avg Per Game | 9/11403 | 9/7811 |
| Neutral Site Games | 0/0 | 0/0 |

| SCORE BY QTR. | 1ST | 2ND | 3RD | 4TH | OT | TOTAL | | | |
|-----------------|-----|-----|------|------|-----|-------|----|------|-------|
| Tampa Bay Storm | 165 | 305 | 205 | 223 | 6 | 904 | | | |
| Opponents | 219 | 273 | 209 | 252 | 0 | 953 | | | |
| RUSHING | GP | ATT | GAIN | LOSS | NET | AVG | TD | LONG | AVG/G |
| HIPPEARD | 17 | 47 | 128 | 2 | 126 | 27 | 16 | 13 | 7.4 |
| JACKSON | 17 | 29 | 63 | 8 | 55 | 1.9 | 4 | 15 | 3.2 |
| HALL | 3 | 8 | 40 | 0 | 40 | 5.0 | 1 | 16 | 13.3 |
| LINDSEY | 18 | 7 | 22 | 0 | 22 | 3.1 | 1 | 8 | 1.2 |
| ISOM | 9 | 8 | 21 | 0 | 21 | 2.6 | 1 | 4 | 2.3 |
| CRAWFORD | 2 | 1 | 11 | 0 | 11 | 11.0 | 0 | 11 | 5.5 |
| TOLIVER | 12 | 1 | 5 | 0 | 5 | 5.0 | 0 | 5 | 0.4 |
| DIXON | 1 | 1 | 0 | 1 | -1 | 0.0 | 0 | 1 | 1.0 |
| GARCIA | 2 | 1 | 0 | 1 | -1 | 0.0 | 0 | 0 | -0.5 |
| Total | 18 | 103 | 291 | 11 | 280 | 27 | 23 | 16 | 15.6 |
| Opponents | 18 | 140 | 475 | 26 | 449 | 3.2 | 28 | 22 | 24.9 |

| FIELD GOALS | M-A | PCT | 01-19 | 20-29 | 30-39 | 40-49 | 50-59 | LG | BLK |
|-------------|-----|-------|-------|-------|-------|-------|-------|----|-----|
| BONGARRA | 1-1 | 100.0 | 0-0 | 1-1 | 0-0 | 0-0 | 0-0 | 28 | 0 |

| PASSING | GP | RATING | ATT-CMP-INT | PCT | YDS | TD | LNG | AVG/G |
|-----------|----|--------|-------------|-------|------|----|-----|-------|
| HIPPEARD | 17 | 105.45 | 350-596-22 | 58.7 | 4406 | 93 | 46 | 259.2 |
| HALL | 3 | 42.66 | 17-42-4 | 40.5 | 228 | 4 | 35 | 76.0 |
| CRAWFORD | 2 | 6.25 | 3-8-1 | 37.5 | 20 | 0 | 9 | 10.0 |
| GARCIA | 2 | 0.00 | 1-5-1 | 20.0 | 6 | 0 | 6 | 3.0 |
| DIXON | 1 | 118.75 | 1-1-0 | 100.0 | 1 | 1 | 1 | 1.0 |
| TEAM | 17 | 39.58 | 0-0-0 | 0.0 | -148 | 0 | 0 | -8.7 |
| Total | 18 | 98.15 | 372-652-28 | 57.1 | 4513 | 98 | 46 | 250.7 |
| Opponents | 18 | 107.86 | 443-693-22 | 63.9 | 5052 | 98 | 47 | 280.7 |

| RECEIVING | GP | NO. | YDS | AVG | TD | LONG | AVG/G |
|------------|----|-----|------|------|----|------|-------|
| JACKSON | 14 | 100 | 1341 | 12.2 | 21 | 40 | 74.5 |
| HILLS | 14 | 100 | 1252 | 12.5 | 38 | 39 | 89.4 |
| TOLIVER | 12 | 69 | 812 | 11.8 | 16 | 41 | 67.7 |
| LINDSEY | 18 | 39 | 508 | 13.0 | 5 | 46 | 28.2 |
| HILTON | 5 | 38 | 500 | 13.2 | 11 | 45 | 100.0 |
| HELMICK | 4 | 7 | 139 | 19.9 | 3 | 31 | 34.8 |
| FRANKS | 1 | 4 | 57 | 14.2 | 1 | 26 | 57.0 |
| JACKSON | 17 | 3 | 29 | 9.7 | 2 | 11 | 1.7 |
| MCCULLOUGH | 14 | 2 | 23 | 11.5 | 1 | 14 | 1.6 |
| Total | 18 | 372 | 4661 | 12.5 | 98 | 46 | 258.9 |
| Opponents | 18 | 443 | 5181 | 11.7 | 98 | 47 | 287.8 |

| KICK RETURNS | NO | YDS | AVG | TD | LONG |
|--------------|-----|------|------|----|------|
| LINDSEY | 94 | 1665 | 17.7 | 0 | 46 |
| JACKSON | 5 | 35 | 7.0 | 0 | 40 |
| TEAM | 2 | 0 | 0.0 | 0 | 0 |
| MITCHELL | 2 | 33 | 16.5 | 0 | 33 |
| ISSAC | 1 | 7 | 7.0 | 0 | 7 |
| HARRELL | 1 | -2 | -2.0 | 0 | 0 |
| HILLS | 1 | -1 | -1.0 | 0 | 0 |
| SMITH | 1 | 5 | 5.0 | 1 | 5 |
| HELMICK | 1 | 12 | 12.0 | 0 | 12 |
| Total | 108 | 1754 | 16.2 | 1 | 46 |
| Opponents | 98 | 1600 | 16.3 | 3 | 57 |

| FUMBLE RET | NO | YDS | AVG | TD | LONG |
|------------|----|-----|------|----|------|
| HARRELL | 2 | 11 | 5.5 | 2 | 11 |
| DIX | 1 | 2 | 2.0 | 0 | 2 |
| SMITH | 1 | 42 | 42.0 | 1 | 42 |
| ISSAC | 1 | 0 | 0.0 | 1 | 0 |
| Total | 5 | 55 | 11.0 | 4 | 42 |
| Opponents | 4 | 61 | 15.2 | 2 | 37 |

| INTERCEPTIONS | NO | YDS | AVG | TD | LONG |
|---------------|----|-----|------|----|------|
| SMITH | 18 | 45 | 7.5 | 0 | 16 |
| HARRELL | 5 | 35 | 7.0 | 2 | 19 |
| ISSAC | 4 | 65 | 16.2 | 2 | 32 |
| FANOR | 2 | 66 | 33.0 | 1 | 36 |
| BEAMON | 1 | 0 | 0.0 | 0 | 0 |
| HARDISON | 1 | 3 | 3.0 | 0 | 3 |
| LINDSEY | 1 | 14 | 14.0 | 0 | 14 |
| BURDEN | 1 | 26 | 26.0 | 0 | 26 |
| DIX | 1 | 0 | 0.0 | 0 | 0 |
| Total | 22 | 254 | 11.5 | 5 | 36 |
| Opponents | 28 | 341 | 12.2 | 7 | 48 |

| FG RETURNS | NO | YDS | AVG | TD | LONG |
|------------|----|-----|------|----|------|
| HARRELL | 1 | 27 | 27.0 | 0 | 0 |
| Total | 1 | 27 | 27.0 | 0 | 0 |
| Opponents | 0 | 0 | 0.0 | 0 | 0 |

| SCORING | TD | FGS | KICK | RUSH | RCV | PASS | 2PT | SAF | PTS |
|------------|-----|-----|---------|------|-----|------|-----|-----|-----|
| HILLS | 38 | 0 | 0 | 0 | 2 | 0 | 0 | 0 | 232 |
| JACKSON | 21 | 0 | 0 | 0 | 0 | 0 | 0 | 0 | 126 |
| HIPPEARD | 16 | 0 | 0 | 1-1 | 0 | 1-6 | 0 | 0 | 98 |
| TOLIVER | 16 | 0 | 0 | 0 | 0 | 0 | 0 | 0 | 96 |
| BONGARRA | 0 | 1-1 | 67-72 | 0 | 0 | 0 | 0 | 0 | 70 |
| HILTON | 11 | 0 | 0 | 0 | 0 | 0 | 0 | 0 | 66 |
| LINDSEY | 6 | 0 | 0 | 0 | 0 | 0 | 0 | 0 | 36 |
| JACKSON | 6 | 0 | 0 | 0 | 0 | 0 | 0 | 0 | 36 |
| BOYER | 0 | 0 | 24-27 | 0 | 0 | 0 | 0 | 0 | 24 |
| HARRELL | 4 | 0 | 0 | 0 | 0 | 0 | 0 | 0 | 24 |
| LOPEZ | 0 | 0 | 18-23 | 0 | 0 | 0 | 0 | 0 | 18 |
| HELMICK | 3 | 0 | 0 | 0 | 0 | 0 | 0 | 0 | 18 |
| ISSAC | 3 | 0 | 0 | 0 | 0 | 0 | 0 | 0 | 18 |
| SMITH | 2 | 0 | 0 | 0 | 0 | 0 | 0 | 0 | 12 |
| MCCULLOUGH | 1 | 0 | 0 | 0 | 0 | 0 | 0 | 0 | 6 |
| ISOM | 1 | 0 | 0 | 0 | 0 | 0 | 0 | 0 | 6 |
| FRANKS | 1 | 0 | 0 | 0 | 0 | 0 | 0 | 0 | 6 |
| FANOR | 1 | 0 | 0 | 0 | 0 | 0 | 0 | 0 | 6 |
| HALL | 1 | 0 | 0 | 0 | 0 | 1-1 | 0 | 0 | 6 |
| Total | 131 | 1-1 | 109-122 | 1-1 | 2 | 2-7 | 0 | 0 | 904 |
| Opponents | 138 | 2-6 | 109-126 | 1-2 | 3 | 3-8 | 0 | 1 | 953 |

2-PT. CONVERSIONS: TB 2-9, Opponents 1-3
 SACKS: TB 19.0, Opponents 35.0: Clebert 5.5, Kirlaw 3.5, Jackson 3.0, Grant 2.5, Beamon 2.0, Hardison 2.0, Duhart 1.0

2015 STORM STATS

| DATE | OPPONENT | W/L | SCORE | ATTENDANCE |
|------|-------------------------|-----|-------|------------|
| 3/27 | CLEVELAND GLADIATORS | L | 44-60 | 9727 |
| 4/3 | at Portland Thunder | W | 54-48 | 6564 |
| 4/10 | SAN JOSE SABERCATS | L | 27-36 | 8588 |
| 4/17 | NEW ORLEANS VOODOO | W | 42-13 | 9122 |
| 4/24 | at Cleveland Gladiators | L | 54-62 | 11120 |
| 5/02 | JACKSONVILLE SHARKS | W | 63-28 | 11124 |
| 5/16 | at Orlando Predators | L | 62-63 | 10973 |
| 5/23 | PHILADELPHIA SOUL | L | 27-71 | 13921 |
| 5/30 | NEW ORLEANS VOODOO | W | 35-34 | 13581 |
| 6/6 | at Arizona Rattlers | L | 46-69 | 12304 |
| 6/12 | JACKSONVILLE SHARKS | W | 63-56 | 12602 |
| 6/19 | at Cleveland Gladiators | W | 52-48 | 10123 |
| 6/26 | at Philadelphia Soul | L | 42-64 | 8214 |
| 7/11 | ORLANDO PREDATORS | L | 62-69 | 15835 |
| 7/18 | at New Orleans VooDoo | L | 53-65 | 5887 |
| 7/25 | at Jacksonville Sharks | L | 16-63 | 13092 |
| 8/01 | LOS ANGELES KISS | W | 38-34 | 16308 |
| 8/08 | at Orlando Predators | L | 40-59 | 15188 |

| TEAM STATISTICS | TAM | OPP |
|----------------------|------|------|
| SCORING | 820 | 942 |
| Points Per Game | 45.6 | 52.3 |
| FIRST DOWNS | 347 | 348 |
| Rushing | 24 | 50 |
| Passing | 260 | 240 |
| Penalty | 63 | 58 |
| RUSHING YARDAGE | 186 | 458 |
| Yards gained rushing | 201 | 489 |
| Yards lost rushing | 15 | 31 |
| Rushing Attempts | 95 | 136 |
| Average Per Rush | 2.0 | 3.4 |
| Average Per Game | 12.3 | 25.4 |
| TDs Rushing | 12 | 29 |
| PASSING YARDAGE | 4899 | 4447 |
| | | |

STORM HISTORY

5 TIME ARENABOWL CHAMPIONS



TAMPA BAY STORM OFFENSE YEAR-BY-YEAR

| YEAR | 1ST DOWNS | | | TOT NET YDS | RUSH NET YDS | PASS NET YDS | TRNOVRS INT-FUM | PNLTIES NO-YDS | TOTAL | | | TDS | | | POINTS AVG. |
|-------|-----------|------|-------|-------------|--------------|--------------|-----------------|----------------|-------|------|-------|-----|--------|------|-------------|
| | TOTAL | RUSH | PASS | | | | | | TOTAL | RUSH | PASS | RET | | | |
| 1987* | 104 | 5 | 84 | 14 | 1736 | 53 | 1683 | 38-155 | 34 | -- | -- | -- | -- | 268 | 44.6 |
| 1988* | 173 | 14 | 127 | 32 | 2613 | 90 | 2523 | 97-322 | 74 | -- | -- | -- | -- | 507 | 42.3 |
| 1989* | 62 | 27 | 31 | 41 | 924 | 52 | 872 | 21-78 | 22 | 6 | 16 | 0 | 0 | 159 | 39.8 |
| 1990* | 104 | 12 | 75 | 17 | 336 | 162 | 1624 | 56-263 | 39 | 11 | 25 | 3 | 289 | 36.1 | |
| 1991 | 147 | 34 | 92 | 21 | 431 | 2385 | 1773 | 63-267 | 59 | 20 | 34 | 5 | 421 | 42.1 | |
| 1992 | 166 | 18 | 121 | 27 | 435 | 2797 | 2470 | 95-472 | 67 | 10 | 50 | 7 | 472 | 47.2 | |
| 1993 | 187 | 47 | 124 | 16 | 529 | 3110 | 2563 | 124-596 | 76 | 23 | 44 | 9 | 571 | 47.6 | |
| 1994 | 201 | 36 | 137 | 28 | 573 | 3081 | 2534 | 117-594 | 78 | 23 | 50 | 5 | 561 | 46.8 | |
| 1995 | 190 | 37 | 136 | 17 | 505 | 3288 | 2822 | 118-587 | 81 | 27 | 47 | 7 | 605 | 50.4 | |
| 1996 | 248 | 30 | 186 | 32 | 584 | 3840 | 2711 | 128-543 | 99 | 21 | 71 | 7 | 698 | 49.9 | |
| 1997 | 230 | 37 | 165 | 28 | 633 | 3514 | 3133 | 118-521 | 74 | 24 | 46 | 4 | 548 | 39.1 | |
| 1998 | 229 | 30 | 160 | 39 | 580 | 3925 | 3588 | 125-540 | 109 | 22 | 76 | 11 | 794 | 56.7 | |
| 1999 | 236 | 20 | 166 | 50 | 576 | 3667 | 3412 | 111-547 | 93 | 19 | 67 | 7 | 690 | 49.3 | |
| 2000 | 237 | 13 | 165 | 59 | 643 | 3603 | 3322 | 99-518 | 88 | 25 | 57 | 6 | 647 | 46.2 | |
| 2001 | 242 | 10 | 179 | 53 | 630 | 3816 | 3604 | 102-642 | 103 | 23 | 73 | 7 | 760 | 54.3 | |
| 2002 | 287 | 35 | 206 | 46 | 681 | 3804 | 3576 | 110-694 | 90 | 21 | 64 | 5 | 666 | 47.6 | |
| 2003 | 305 | 44 | 221 | 40 | 668 | 4464 | 4185 | 115-712 | 119 | 31 | 76 | 12 | 849 | 53.1 | |
| 2004 | 313 | 36 | 224 | 53 | 682 | 4209 | 4025 | 126-736 | 113 | 26 | 78 | 9 | 815 | 50.9 | |
| 2005 | 343 | 39 | 251 | 53 | 762 | 4699 | 4479 | 131-801 | 113 | 25 | 85 | 3 | 836 | 52.3 | |
| 2006 | 354 | 36 | 272 | 46 | 766 | 4901 | 4713 | 93-582 | 112 | 32 | 86 | 1 | 810 | 50.6 | |
| 2007 | 326 | 43 | 236 | 47 | 718 | 4594 | 4296 | 148-864 | 110 | 32 | 71 | 7 | 809 | 50.6 | |
| 2008 | 348 | 41 | 260 | 47 | 713 | 4688 | 4494 | 150-858 | 126 | 32 | 86 | 8 | 903 | 56.4 | |
| 2010 | 354 | 30 | 278 | 45 | 663 | 5190 | 4843 | 186-1288 | 131 | 19 | 107 | 5 | 926 | 57.9 | |
| 2011 | 327 | 20 | 249 | 58 | 777 | 4843 | 4689 | 184-1275 | 116 | 14 | 91 | 11 | 802 | 44.6 | |
| 2012 | 384 | 54 | 272 | 58 | 835 | 5483 | 5151 | 165-1281 | 146 | 37 | 95 | 14 | 1021 | 56.7 | |
| 2013 | 355 | 61 | 254 | 40 | 778 | 5170 | 4654 | 149-961 | 138 | 42 | 89 | 2 | 959 | 53.3 | |
| 2014 | 351 | 42 | 243 | 66 | 788 | 4793 | 4513 | 131-941 | 122 | 23 | 98 | 1 | 904 | 50.2 | |
| 2015 | 347 | 24 | 260 | 63 | 856 | 5085 | 4899 | 151-948 | 111 | 12 | 99 | 3 | 820 | 45.5 | |
| 2016 | 259 | 27 | 196 | 36 | 718 | 4027 | 3779 | 152-911 | 82 | 13 | 64 | 5 | 568 | 35.5 | |
| TOTAL | 7,409 | 902 | 5,370 | 1,135 | 16,964 | 110,105 | 102,063 | 3,403-19,067 | 2,725 | 606 | 1,845 | 164 | 19,678 | 49.0 | |

* Pittsburgh Gladiators

NOTE:
 1987: 6-game season
 1988: 12-game season
 1989: 4-game season
 1990: 8-game season
 1991-92: 10-game season
 1993-95: 12-game season
 1996-2002: 14-game season
 2003-2010: 16-game season
 2011-2015: 18-game season
 2016: 16-game season

TAMPA BAY STORM DEFENSE YEAR-BY-YEAR

| YEAR | 1ST DOWNS | | | TOT NET YDS | RUSH NET YDS | PASS NET YDS | TRNOVRS INT-FUM | PNLTIES NO-YDS | TOTAL | | | TDS | | | POINTS AVG. |
|-------|-----------|------|-------|-------------|--------------|--------------|-----------------|----------------|-------|------|-------|-----|--------|------|-------------|
| | TOTAL | RUSH | PASS | | | | | | TOTAL | RUSH | PASS | RET | | | |
| 1987* | 70 | 7 | 59 | 4 | 1146 | 77 | 1069 | 35-164 | 27 | -- | -- | -- | -- | 199 | 33.2 |
| 1988* | 175 | 17 | 135 | 23 | 3114 | 217 | 2897 | 101-451 | 64 | -- | -- | -- | -- | 491 | 40.9 |
| 1989* | 43 | 11 | 29 | 3 | 803 | 191 | 612 | 25-106 | 21 | 7 | 12 | 2 | 147 | 36.8 | |
| 1990* | 123 | 36 | 72 | 15 | 393 | 1954 | 1551 | 73-354 | 36 | 11 | 21 | 3 | 287 | 35.9 | |
| 1991 | 128 | 30 | 81 | 17 | 476 | 2001 | 1640 | 66-220 | 43 | 15 | 26 | 2 | 309 | 30.9 | |
| 1992 | 153 | 18 | 107 | 28 | 480 | 2298 | 2037 | 93-370 | 46 | 12 | 30 | 4 | 354 | 35.4 | |
| 1993 | 176 | 25 | 110 | 41 | 578 | 2444 | 2153 | 95-389 | 52 | 11 | 35 | 6 | 389 | 32.4 | |
| 1994 | 181 | 30 | 118 | 33 | 538 | 3190 | 2738 | 104-526 | 78 | 17 | 56 | 5 | 564 | 47.0 | |
| 1995 | 162 | 22 | 107 | 33 | 533 | 2533 | 2326 | 97-388 | 49 | 13 | 33 | 3 | 378 | 31.5 | |
| 1996 | 216 | 27 | 150 | 39 | 607 | 3324 | 3110 | 110-484 | 68 | 17 | 47 | 4 | 504 | 36.0 | |
| 1997 | 187 | 21 | 136 | 30 | 561 | 2936 | 2633 | 126-556 | 69 | 13 | 45 | 11 | 548 | 39.1 | |
| 1998 | 208 | 14 | 157 | 43 | 611 | 3096 | 194 | 129-575 | 68 | 13 | 51 | 4 | 513 | 36.6 | |
| 1999 | 209 | 19 | 146 | 44 | 627 | 3221 | 2917 | 151-763 | 63 | 12 | 47 | 4 | 488 | 34.9 | |
| 2000 | 201 | 14 | 157 | 30 | 599 | 3425 | 277 | 130-625 | 80 | 14 | 57 | 9 | 598 | 42.7 | |
| 2001 | 210 | 18 | 164 | 28 | 601 | 3684 | 220 | 122-759 | 81 | 16 | 61 | 4 | 613 | 43.8 | |
| 2002 | 251 | 27 | 182 | 41 | 554 | 3755 | 188 | 118-749 | 99 | 16 | 70 | 13 | 715 | 51.1 | |
| 2003 | 304 | 27 | 217 | 60 | 705 | 4008 | 158 | 104-651 | 96 | 18 | 69 | 8 | 689 | 43.0 | |
| 2004 | 272 | 27 | 206 | 39 | 666 | 4063 | 252 | 143-858 | 110 | 16 | 79 | 15 | 799 | 49.9 | |
| 2005 | 307 | 38 | 226 | 43 | 710 | 4369 | 283 | 134-797 | 112 | 25 | 82 | 5 | 779 | 48.7 | |
| 2006 | 302 | 48 | 227 | 47 | 696 | 4704 | 364 | 126-763 | 120 | 25 | 85 | 10 | 862 | 53.9 | |
| 2007 | 323 | 32 | 246 | 45 | 715 | 4800 | 4502 | 130-784 | 116 | 14 | 91 | 11 | 825 | 51.6 | |
| 2008 | 331 | 35 | 244 | 52 | 698 | 4377 | 4128 | 137-793 | 123 | 21 | 94 | 8 | 876 | 54.8 | |
| 2010 | 326 | 54 | 216 | 56 | 755 | 4765 | 4238 | 163-1095 | 116 | 28 | 85 | 3 | 812 | 50.8 | |
| 2011 | 371 | 53 | 239 | 79 | 796 | 4904 | 485 | 152-980 | 140 | 28 | 98 | 14 | 993 | 55.2 | |
| 2012 | 373 | 45 | 263 | 65 | 801 | 5204 | 285 | 136-985 | 157 | 32 | 113 | 12 | 1108 | 61.6 | |
| 2013 | 356 | 52 | 250 | 54 | 768 | 5028 | 402 | 135-842 | 140 | 35 | 93 | 4 | 980 | 54.4 | |
| 2014 | 378 | 46 | 284 | 48 | 852 | 5501 | 449 | 154-1068 | 129 | 28 | 98 | 3 | 953 | 52.9 | |
| 2015 | 348 | 50 | 240 | 58 | 766 | 4905 | 4447 | 145-1049 | 124 | 29 | 90 | 1 | 942 | 52.3 | |
| 2016 | 298 | 32 | 211 | 55 | 654 | 3942 | 267 | 100-754 | 113 | 20 | 90 | 3 | 868 | 54.2 | |
| TOTAL | 6,982 | 875 | 4,979 | 1,133 | 16,885 | 103,494 | 8,637 | 7,334-18,898 | 2,538 | 506 | 1,763 | 171 | 18,556 | 46.2 | |

* Pittsburgh Gladiators

NOTE:
 1987: 6-game season
 1988: 12-game season
 1989: 4-game season
 1990: 8-game season
 1991-92: 10-game season
 1993-95: 12-game season
 1996-2002: 14-game season
 2003-2010: 16-game season
 2011-2015: 18-game season
 2016: 16-game season

RECORDS





LAST TIME - REGULAR SEASON

300 YARDS TOTAL OFFENSE – TEAM

TAM: 5/29/16 vs. ARI (370)
OPP: 5/29/16 vs. ARI (370)

400 YARDS TOTAL OFFENSE – TEAM

TAM: 7/21/12 vs NOV (404)
OPP: 6/14/14 at IOW (409)

300+ YARDS PASSING IN A GAME INDIVIDUAL

TAM: Jason Boltus, 5/29/16 vs. ARI (358)
OPP: Nick Davila, 5/29/16 vs. ARI (341)

7+ TOUCHDOWNS IN A GAME INDIVIDUAL

TAM: Jason Boltus, 7/18/15 at NOV (7)
OPP: Tommy Grady, 7/31/16 at JAX (8)

150 YARDS RECEIVING IN A GAME INDIVIDUAL

TAM: T.T. Toliver, 7/16/16 vs. PHI (152)
OPP: Tom Gilson, 7/23/16 vs. POR (108)

200 YARDS RECEIVING IN A GAME INDIVIDUAL

TAM: Joe Hills, 7/21/12 at SPO (215)
OPP: Jamar Howard, 4/3/15 at PRO (221)

4+ TOUCHDOWN CATCHES IN A GAME INDIVIDUAL

TAM: T.T. Toliver, 7/11/15 vs. ORL (4)
OPP: Joe Hills, 7/31/16 at JAX (4)

12+ RECEPTIONS IN A GAME INDIVIDUAL

TAM: T.T. Toliver, 7/16/16 vs. PHI (12)
OPP: Anthony Jones, 6/12/15 vs JAX (12)

30+ YARDS RUSHING IN A GAME INDIVIDUAL

TAM: Jason Boltus, 7/18/15 at NOV (33)
OPP: Derrick Ross, 7/25/15 at JAX (67)

3+ RUSHING TOUCHDOWNS IN A GAME INDIVIDUAL

TAM: Randy Hippeard, 6/21/14 vs. ORL (3)
OPP: Derrick Ross, 7/25/15 at JAX (3)

KICKOFF RETURN FOR A TOUCHDOWN INDIVIDUAL

TAM: Kendrick Ings, 7/16/16 vs PHI (1)
OPP: Darius Reynolds, 7/16/16 vs PHI (1)

MFG RETURN FOR A TOUCHDOWN INDIVIDUAL

TAM: Jeroid Johnson, 3/16/08 at NVD
OPP: Wendall Williams, 3/16/08 at NVD

INTERCEPTION RETURN FOR A TOUCHDOWN INDIVIDUAL

TAM: James Harrell, 6/7/14 vs. PHI
OPP: Dwayne Hollis, 7/16/16 vs. PHI

FUMBLE RECOVERY FOR A TOUCHDOWN INDIVIDUAL

TAM: Nick Addison, 7/31/16 at JAX
OPP: Greg Reid, 6/11/16 vs. JAX

TWO INTERCEPTIONS IN A GAME INDIVIDUAL

TAM: James Harrell, 5/30/15 vs NOV
OPP: Sergio Gilliam, 6/3/16 at POR

SAFETY SCORED INDIVIDUAL

TAM: TEAM, 7/20/13 vs PIT
OPP: Bryan Robinson, 6/26/15 at PHI

FIELD GOAL BLOCKED INDIVIDUAL

TAM: James McClinton, 7/23/16 vs. POR (1)
OPP: Brandon Johnson, 7/24/10 vs. ALA (1)

PAT KICK BLOCKED INDIVIDUAL

TAM: James McClinton, 7/23/16 vs. POR (1)
OPP: Richard Clebert, 7/16/16 vs. PHI (1)

TWO POINT ATTEMPT MADE INDIVIDUAL

TAM: Julius Gregory, 6/26/15 at PHI
OPP: Nick Davila, 5/29/16 vs. ARI

TWO POINT ATTEMPT FAILED INDIVIDUAL / TEAM

TAM: 4/1/16 vs. ORL
OPP: 7/16/16 vs. PHI

60+ POINTS SCORED – TEAM

TAM: 5/29/16 vs. ARI (63)
OPP: 6/11/16 vs. JAX (67)

70+ POINTS SCORED – TEAM

TAM: 4/19/14 at ORL (65)
OPP: 5/23/16 vs ARI (70)

WIN IN OVERTIME – TEAM

TAM: 6/14/16 at IOW
OPP: 5/23/16 vs CLE

LAST TIME - POST SEASON

300 YARDS TOTAL OFFENSE –TEAM

TAM: 6/30/07 vs. CLB (318)
OPP: 8/3/13 at JAX (354)

400 YARDS TOTAL OFFENSE – TEAM

TAM: Never been done.
OPP: Never been done.

300 YARDS PASSING IN A GAME INDIV

TAM: Brett Dietz, 8/20/10 at Spokane (306)
OPP: Jay Gruden, 6/7/03 vs. Orlando (341)

7+ TOUCHDOWNS IN A GAME INDIV

TAM: Never been done.
OPP: TT Toliver, 8/14/10 vs. Orlando (7)

150 YARDS RECEIVING IN A GAME INDIV

TAM: George LaFrance, 8/16/96 vs. ARI (155)
OPP: TT Toliver, 8/14/10 vs. Orlando (165)

200 YARDS RECEIVING IN A GAME INDIV

TAM: Never been done.
OPP: Never been done.

4 TOUCHDOWN CATCHES IN A GAME INDIV

TAM: Terrill Shaw, 6/30/07 vs. Columbus (4)
OPP: Marke White and Huey Whittaker, 8/20/10 at Spokane (4)

12+ RECEPTIONS IN A GAME INDIV

TAM: Never been done.
OPP: Jeron Harvey, 8/3/13 at Jacksonville (13)

30 YARDS RUSHING IN A GAME INDIV

TAM: Bo Kelly, 6/22/03 vs. Arizona (31)
OPP: Bernard Morris, 8/3/13 at Jacksonville (72)

3+ RUSHING TOUCHDOWNS IN A GAME INDIV

TAM: Eric Ortiz, 8/20/10 at Spokane (3)
OPP: Lynn Bradford, 8/9/91 at Denver (3)

5 TOTAL TOUCHDOWNS IN A GAME INDIV

TAM: James Bowden, 7/29/00 vs. Milwaukee (6)
OPP: Barry Wagner, 8/3/02 at San Jose (5)

KICKOFF RETURN FOR A TOUCHDOWN INDIV

TAM: Eric Ortiz, 8/7/10 at Tulsa
OPP: Chris Jackson, 5/29/05 at Georgia

MFG RETURN FOR A TOUCHDOWN INDIV

TAM: Never been done.
OPP: Troy Bergeron, 5/29/05 at Georgia

INTERCEPTION RETURN FOR A TOUCHDOWN INDIV

TAM: Cortez Stubbs, 8/7/16 at Philadelphia
OPP: B.J. Barre, 6/30/07 vs. Columbus

OPPONENT FUMBLE RECOVERY FOR A TOUCHDOWN INDIV

TAM: R.J. Roberts, 8/3/13 at Jacksonville
OPP: Derrick Summers, 8/3/13 at Jacksonville

TWO INTERCEPTIONS IN A GAME INDIV

TAM: Erick McIntosh, 8/7/10 at Tulsa (2)
OPP: Jay Jones, 8/5/01 vs. Indiana (2)

SAFETY SCORED INDIV

TAM: Darion Conner, 8/3/02 at San Jose
OPP: Webbie Burnett, 8/23/98 vs. Orlando

FIELD GOAL BLOCKED INDIV

TAM: Aric Anderson, 8/12/89 vs. Denver
OPP: Emery Sammons, 8/20/10 at Spokane

PAT KICK BLOCKED INDIV

TAM: Cliff Dukes, 8/20/10 at Spokane
OPP: Marcus Keyes, 5/29/05 at Georgia

TWO POINT ATTEMPT MADE INDIV

TAM: Terrence Royal, 8/14/10 vs. Orlando
OPP: Jeff Hugley (2), 7/29/00 at Jacksonville

TWO POINT ATTEMPT FAILED INDIV – TEAM

TAM: 6/5/04 at SJS (2)
OPP: 8/3/13 at Jacksonville

60 POINTS SCORED -TEAM

TAM: 8/3/13 at Jacksonville (62)
OPP: 8/7/16 at Philadelphia (63)

70 POINTS SCORED -TEAM

TAM: 7/29/00 vs. Milwaukee (72)
OPP: Never been done.

WIN IN OVERTIME -TEAM

TAM: Never been done.
OPP: 8/16/97 at ARI



INDIVIDUAL REGULAR SEASON HIGHS: GAME, SEASON & CAREER

POINTS SCORED

Game – 42, George LaFrance vs. Houston, 5/16/98
 Season – 262, Joe Hills, 2013
 Career – 1,076, Lawrence Samuels, 1994-2000, 2002-10

TOUCHDOWNS SCORED

Game – 7, George LaFrance vs. Houston, 5/16/98
 Season – 43, Joe Hills, 2013
 Career – 176, Lawrence Samuels, 1994-2000, 2002-10

RUSHES ATTEMPTED

Game – 16, Adrian McPherson at Spokane, 4/27/2013
 Season – 90, Adrian McPherson, 2013
 Career – 416, Andre Bowden, 1991-93, 1997-2001, 2003-04

RUSHING YARDS

Game – 72, Andre Bowden vs. Albany, 6/29/91
 Season – 428, Adrian McPherson, 2013
 Career – 1151, Andre Bowden, 1991-93, 1997-2001, 2003-04

TOUCHDOWNS RUSHING

Game – 5, Adrian McPherson vs. Jacksonville, 3/23/13
 Season – 31, Adrian McPherson, 2013
 Career – 86, Andre Bowden, 1991-93, 1997-2001, 2003-04

PASSES ATTEMPTED

Game – 63, Shane Stafford at Columbus, 5/6/06
 Season – 714, Jason Boltus, 2015
 Career – 2,143, Shane Stafford, 2001-02, 2004-06

PASSES COMPLETED

Game – 38, Shane Stafford at Columbus, 5/6/06
 Season – 408, Shane Stafford, 2006; Jason Boltus, 2015
 Career – 1,357, Shane Stafford, 2001-02, 2004-06

PASS YARDS

Game – 458, Shane Stafford vs. Orlando, 2/19/06
 Season – 5,054 Brett Dietz, 2010
 Career – 15,667, Shane Stafford, 2001-02, 2004-06

PASSING TOUCHDOWNS

Game – 10, Brett Dietz at San Jose, 6/14/08
 Season – 106, Brett Dietz, 2010
 Career – 289, Shane Stafford, 2001-02, 2004-06

PASS COMPLETION PERCENTAGE

Game – 90.9%, Adrian McPherson at Pittsburgh, 5/18/13
 Season – 65.9%, Brett Dietz, 2007
 Career – 65.0%, Brett Dietz, 2007-2010

QUARTERBACK RATING

Game – 157.55, Adrian McPherson vs. New Orleans, 5/4/13
 Season – 121.1, Brett Dietz, 2010
 Career – 120.2, Brett Dietz, 2007-2010

INTERCEPTIONS THROWN

Game – 5, J. Gruden vs. Orlando, 7/2/92; J. Kaleo vs. Milwaukee, 7/08/00
 Season – 23, Jason Boltus, 2015
 Career – 77, Jay Gruden, 1991-96

RECEPTIONS

Game – 17, DeAndrew Rubin, vs. Orlando 7/31/10
 Season – 133, Joe Hills, 2013
 Career – 967, Lawrence Samuels, 1994-2000, 2002-10

YARDS RECEIVING

Game – 259, Joe Hills, at Utah 4/6/13
 Season – 1,861, Joe Hills, 2013
 Career – 11,078, Lawrence Samuels, 1994-2000, 2002-10

TOUCHDOWNS RECEIVING

Game – 7, George LaFrance vs. Houston, 5/16/98
 Season – 42, Joe Hills, 2013
 Career – 160, Lawrence Samuels, 1994-2000, 2002-10

FIELD GOALS ATTEMPTED

Game – 6, Jay Feely at Florida, 4/22/00
 Season – 32, Jorge Cimadevilla, 1995
 Career – 60, Jorge Cimadevilla, 1995-96

FIELD GOALS MADE

Game – 4, Matt George vs. New Orleans, 4/30/05
 Season – 17, Matt George, 2005
 Career – 31, Mike Black, 2001-02

EXTRA POINTS ATTEMPTED

Game – 11, Matt Huerkamp vs. Florida, 6/3/00; Matt George at Columbus, 5/22/05
 Season – 135, Juan Bongarra, 2013
 Career – 313, Juan Bongarra, 2012 - 2014

EXTRA POINTS MADE

Game – 10, Bjorn Nitmo at New Jersey, 5/30/98; Mike Black vs. Houston, 7/07/01; Matt George at Columbus, 5/22/05; Seth Marler at San Jose, 6/14/08
 Season – 116, Juan Bongarra, 2012
 Career – 274, Juan Bongarra, 2012-2014

POINTS SCORED, KICKING

Game – 19, Bjorn Nitmo at New Jersey, 5/30/98
 Season – 148, Matt George, 2005
 Career – 287, Seth Marler, 2007-2008

KICKOFF RETURNS

Game – 11, James Bowden at Carolina, 7/21/00
 Season – 94, Michael Lindsey, 2014
 Career – 326, Michael Lindsey, 2011-14

KICKOFF RETURN YARDAGE

Game – 274, T.T. Toliver vs. Georgia, 7/20/02
 Season – 1,745, Michael Lindsey, 2011
 Career – 6,039, Michael Lindsey, 2011-14

MISSED FG RETURNS

Game – 4, Stevie Thomas at New Orleans, 7/25/92;
 Eddie Brown at Albany, 6/26/93
 Season – 24, George LaFrance, 1998
 Career – 86, George LaFrance, 1994-99

MISSED FG RETURN YARDAGE

Game – 96, George LaFrance at Florida, 5/23/98
 Season – 427, George LaFrance, 1998
 Career – 1,317, George La France, 1994-98

COMBINED RETURNS

Game – 11, James Bowden at Carolina, 7/21/00
 Season – 90, Michael Lindsey, 2013
 Career – 354, George LaFrance, 1994-99

COMBINED RETURN YARDAGE

Game – 317, T.T. Toliver vs. Georgia, 7/20/02
 Season – 1,808, Michael Lindsey, 2011
 Career – 6,434, George La France, 1994-99

ALL-PURPOSE YARDS

Game – 345, James Bowden vs. Florida, 6/03/00
 Season – 2,829, George LaFrance, 1996
 Career – 11,870, George LaFrance, 1994-99

TOTAL TACKLES

Game – 14.5, Jonathan Ordway vs. New Orleans, 4/30/05
 Season – 128.5, Jean Fanor, 2014
 Career – 455.5, Lawrence Samuels, 1994-2000, 2002-10

SACKS

Game – 4.5, Jarriett Buie vs. Orlando, 6/17/11; Craig Walls vs. Denver, 7/17/87
 Season – 13, Craig Wall, 1987
 Career – 33.0, Andre Bowden, 1991-93, 1997-2001, 2003-04

INTERCEPTIONS

Game – 3, Reggie Berry at Arizona, 7/11/92; L. Garner vs. Orlando, 8/13/94; Johnnie Harris at Orlando, 6/12/98
 Season – 12, Tracey Perkins, 1997
 Career – 34, Tracey Perkins, 1991-98

INTERCEPTION RETURN YARDAGE

Game – 79, Corey Dowden at Orlando, 5/21/93
 Season – 152, Jeroid Johnson, 2007
 Career – 302, Tracey Perkins, 1991-99

PASS BREAKUPS

Game – 11, Tommy Henry vs. Florida, 6/03/00
 Season – 39, Alfred Phillips, 2015
 Career – 112, Tracey Perkins, 1991-99

PASSES DEFENDED (BREAKUPS AND INTERCEPTIONS)

Game – 11 (11/0), Tommy Henry vs. Florida, 6/03/00.
 Season – 44 (33/11), Johnnie Harris, 1998
 Career – 142 (108/34), Tracey Perkins, 1991-99

LONGEST PASS RECEPTION

49 yards, Shane Stafford to Demetris Bendross vs. Dallas 3/12/06; Scott Milanovich to David Saunders at Dallas, 6/22/02; 49 yards, Jay Gruden to George LaFrance at Arizona, 7/30/94

LONGEST RUSH

43 yards, Lynn Bradford at New Orleans, 6/15/91

LONGEST MISSED FG RETURN

55 yards, Melvin Cunningham vs. Buffalo, 7/22/99

LONGEST KICKOFF RETURN

58 yards, Mike Washington, vs. Jacksonville 5/1/16; Chandler Williams, at Jacksonville 6/2/12; Michael Lindsey vs. Cleveland, 3/23/11; Sedrick Robinson vs. Orlando, 6/7/08; T.T. Toliver at Columbus, 4/25/04; T.T. Toliver vs. Austin, 4/18/04; James Bowden vs. Nashville, 6/17/00.

LONGEST INTERCEPTION RETURN

53 yards, Lendy Holmes, 4/13/12 vs. Cleveland

LONGEST FUMBLE RETURN

48 yards, R.J. Roberts vs. Pittsburgh, 7/20/13

LONGEST FIELD GOAL MADE

53 yards, Matt Huerkamp at Buffalo, 7/02/99 and at Grand Rapids 6/24/00



REGULAR SEASON TEAM RECORDS - THE MOST

POINTS SCORED

Game: 82 vs. New England, 5/7/88
Season: 1,021, 2012

POINTS ALLOWED

Game: 83, twice at Philadelphia, 4/20/12, vs. Philadelphia 6/29
Season: 1,108, 2012

POINTS SCORED, BOTH TEAMS

162 vs. Philadelphia, 6/29/12 (79-83)

MARGIN OF VICTORY

56 vs. New England, 5/7/88 (82-26)

MARGIN OF DEFEAT

51 vs. Orlando, 4/1/16 (76-25)

FIRST DOWNS

Game: 29 at Carolina, 3/11/03; at Bossier-Shreveport 5/15/10; at Orlando 4/19/14
Season: 354, 2006 and 2010

FIRST DOWNS ALLOWED

Game: 30 at San Jose, 7/11/14
Season: 384, 2012

TOTAL OFFENSE

Game: 452 vs. Orlando, 2/19/06
Season: 5,482, 2012

TOTAL OFFENSE ALLOWED

Game: 409 at Iowa, 6/14/14
Season: 5,501, 2014

RUSHING YARDS

Game: 122 vs. Albany 6/29/91
Season: 611, 1991

RUSHING YARDS ALLOWED

Game: 111 vs. Denver, 7/19/91
Season: 527, 2010

PASSING YARDS

Game: 450 vs. Orlando, 2/19/06
Season: 5,151, 2012

PASSING YARDS ALLOWED

Game: 397 at Iowa, 6/14/14
Season: 5,052, 2014

PASSING ATTEMPTS

Game: 63 at Columbus, 5/6/06
Season: 726, 2015

PASSING ATTEMPTS ALLOWED

Game: 58 at Nashville, 5/28/99
Season: 693, 2014

PASSING COMPLETIONS

Game: 38 at Columbus, 5/6/06
Season: 420, 2012

PASSING COMPLETIONS ALLOWED

Game: 34 at Dallas, 5/04/03; vs. Cleveland, 4/13/12; at Iowa, 6/14/14
Season: 443, 2014

PENALTIES FOR

Game: 20 at Orlando, 5/21/93
Season: 186, 2010

PENALTIES AGAINST

Game: 18 vs. Orlando, 7/29/95
Season: 163, 2010

PENALTY YARDS FOR

Game: 119 at Utah, 6/19/10
Season: 1,288, 2010

PENALTY YARDS AGAINST

Game: 138 vs. Cleveland, 7/26/14
Season: 1,095, 2010

POINTS SCORED IN 1ST QUARTER

34 vs. New England, 5/7/88

POINTS ALLOWED IN 1ST QUARTER

28 at San Jose, 3/31/07 and vs. Orlando 7/31/10

POINTS SCORED IN 2ND QUARTER

35 vs. Jacksonville, 6/12/15

POINTS ALLOWED IN 2ND QUARTER

35 at Orlando, 4/14/07

POINTS SCORED IN 3RD QUARTER

30 at San Jose, 8/02/97

POINTS ALLOWED IN 3RD QUARTER

30 vs. Philadelphia, 5/23/15

POINTS SCORED IN 4TH QUARTER

36 vs. Grand Rapids, 3/6/05

POINTS ALLOWED IN 4TH QUARTER

30 at Orlando, 5/2/04

POINTS SCORED IN OVERTIME

13 vs. Albany, 7/12/96

POINTS ALLOWED IN OVERTIME

8 at Orlando, 5/16/15

POINTS SCORED BY HALFTIME

56 vs. Jacksonville, 6/12/15

POINTS ALLOWED BY HALFTIME

48 at San Jose, 3/31/07, at New Orleans, 3/16/08, at Philadelphia, 4/20/12

POINTS SCORED THROUGH 3 QUARTERS

68 at Grand Rapids, 6/24/00

POINTS ALLOWED THROUGH 3 QUARTERS

70 at Tulsa, 7/9/11

POINTS SCORED IN SECOND HALF

50 vs. Grand Rapids, 3/06/05; at Columbus, 5/22/05

POINTS ALLOWED IN SECOND HALF

55 at Spokane, 4/27/13



REGULAR SEASON TEAM RECORDS - THE LEAST

POINTS SCORED

Game: 9 vs. Detroit, 7/1/88
Season: 159, 1989

POINTS ALLOWED

Game: 7 vs. Miami, 6/10/95
Season: 147, 1989

POINTS SCORED, BOTH TEAMS

36, Tampa Bay at New York, 6/21/97 (TAM 27-9)

MARGIN OF VICTORY

1, Eight Times - vs. Mass., 7/23/94 (51-50); vs. Orlando, 8/13/94 (40-39); at Ind., 5/31/02 (53-52); vs. Georgia, 2/10/06 (61-60); vs. Arizona, 5/1/10 (62-61); vs. Orlando, 6/21/14 (35-34); vs. New Orleans, 5/30/15; vs. Portland, 7/23/16

MARGIN OF DEFEAT

1, Nine Times - vs. Orlando, 6/19/93 (45-46); vs. Las Vegas, 6/24/95 (37-38); at Orlando, 7/19/96 (39-40); at Florida, 4/22/00 (30-31); at Orlando, 5/12/00 (43-44); at Austin, 4/15/06 (59-60), vs. Arizona 4/13/08 (62-63); at Georgia 5/31/08 (55-56); at Orlando 5/16/15

FIRST DOWNS

Game: 6 at Anaheim, 6/15/96
Season: 62, 1989

FIRST DOWNS ALLOWED

Game: 4 vs. Florida, 6/3/00
Season: 43, 1989

TOTAL YARDS

Game: 124 at Philadelphia, 5/9/16
Season: 924, 1989

TOTAL YARDS ALLOWED

Game: 73 vs. Florida, 6/3/00
Season: 803, 1989

RUSHING YARDS

Game: -9 vs. Milwaukee, 4/30/11
Season: 52, 1989

RUSHING YARDS ALLOWED

Game: -7 at Detroit, 5/18/01
Season: 77, 1987

PASSING YARDS

Game: 105 at Orlando, 7/27/91
Season: 872, 1987

PASSING YARDS ALLOWED

Game: 73 vs. Florida, 6/03/00
Season: 612, 1989

PASSING ATTEMPTS

Game: 16 at Orlando, 7/27/91
Season: 128, 1989

PASSING ATTEMPTS ALLOWED

Game: 16 vs. Orlando, 5/17/97
Season: 96, 1989

PASSING COMPLETIONS

Game: 7 at Orlando, 7/27/91
Season: 65, 1989

PASSING COMPLETIONS ALLOWED

Game: 7 vs. Cleveland, 5/15/93
Season: 53, 1989

POINTS SCORED IN 1ST QUARTER

0 – 33 times, last at Los Angeles 7/11/15

POINTS ALLOWED IN 1ST QUARTER

0 – 29 times, last at Cleveland 4/9/16

POINTS SCORED IN 2ND QUARTER

0 – 16 times, last at Jacksonville 7/31/16

POINTS ALLOWED IN 2ND QUARTER

0 – 13 times, last vs. Bossier-Shreveport 6/25/10

POINTS SCORED IN 3RD QUARTER

0 – 26 times, last at Los Angeles 7/11/16

POINTS ALLOWED IN 3RD QUARTER

0 – 38 times, last vs. Jacksonville 6/15/15

POINTS SCORED IN 4TH QUARTER

0 – 16 times, last vs. Cleveland, 5/23/16

POINTS ALLOWED IN 4TH QUARTER

0 – 26 times, last at Orlando, 5/13/16

POINTS SCORED IN OVERTIME

0 – 6 times, last vs. Cleveland 5/23/16

POINTS ALLOWED IN OVERTIME

0 – 5 times, last at Iowa 6/14/14

POINTS SCORED BY HALFTIME

0 vs. Denver, 7/19/91; at Orlando, 4/22/06; vs. Philadelphia, 5/23/15

POINTS ALLOWED BY HALFTIME

0 vs. Miami, 6/10/95

POINTS SCORED THROUGH THREE QUARTERS

7 at Los Angeles, 3/26/05

POINTS ALLOWED THROUGH THREE QUARTERS

0 vs. Miami, 6/10/95

POINTS SCORED IN SECOND HALF

0 vs. New Jersey, 6/14/97

POINTS ALLOWED IN SECOND HALF

0 – six times, last vs. New Orleans, 4/17/15



STORM ALL-TIME CAREER LEADERS

RUSHING ATTEMPTS

| | | |
|-----|-------------------|-----|
| 1. | Andre Bowden | 416 |
| 2. | Les Barley | 241 |
| 3. | Cedric McKinnon | 132 |
| 4. | David White | 132 |
| 5. | Torrance Marshall | 128 |
| 6. | Shane Stafford | 105 |
| 7. | Jason Boltus | 99 |
| 8. | Adrian McPherson | 90 |
| 9. | Tony Jones | 87 |
| 10. | Jay Gruden | 86 |
| 11. | Basil Proctor | 84 |

RUSHING YARDAGE

| | | |
|-----|-------------------|------|
| 1. | Andre Bowden | 1151 |
| 2. | Les Barley | 777 |
| 3. | Cedric McKinnon | 455 |
| 4. | Adrian McPherson | 428 |
| 5. | David White | 352 |
| 6. | Lynn Bradford | 289 |
| 7. | Jason Boltus | 262 |
| 8. | Tony Jones | 230 |
| 9. | Torrance Marshall | 207 |
| 10. | Ivan Caesar | 200 |
| 11. | Basil Proctor | 191 |
| 12. | Dave Smith | 179 |
| 13. | Travis Pearson | 175 |
| 14. | Jason Boltus | 164 |

RUSHING TOUCHDOWNS

| | | |
|-----|-------------------|----|
| 1. | Andre Bowden | 86 |
| 2. | Les Barley | 42 |
| 3. | Torrance Marshall | 40 |
| 4. | Adrian McPherson | 31 |
| 5. | Shane Stafford | 28 |
| 6. | David White | 26 |
| 7. | Cedric McKinnon | 25 |
| 8. | Randy Hippesard | 21 |
| 9. | Stephen Wasil | 19 |
| 10. | Tony Jones | 18 |
| 11. | Terrence Royal | 17 |
| 12. | Umar Muhammad | 16 |
| 13. | Jason Boltus | 15 |
| 13. | Basil Proctor | 15 |
| 15. | John Kaleo | 13 |
| 16. | Ivan Caesar | 11 |
| 17. | Jason Boltus | 10 |
| 18. | Jarrod Penright | 10 |
| 19. | Rodney Filer | 9 |

YARDS PER RUSH (min. 50 att.)

| | | |
|-----|------------------|-----|
| 1. | Adrian McPherson | 4.8 |
| 2. | Travis Pearson | 4.6 |
| 3. | Lynn Bradford | 4.1 |
| 4. | Dave Smith | 3.9 |
| 5. | Bo Wright | 3.7 |
| 6. | Ivan Caesar | 3.6 |
| 7. | Cedric McKinnon | 3.4 |
| 8. | Les Barley | 3.2 |
| 9. | Aric Anderson | 2.9 |
| 10. | Jason Boltus | 2.8 |
| 10. | Andre Bowden | 2.8 |

PASS ATTEMPTS

| | | |
|-----|------------------|------|
| 1. | Shane Stafford | 2143 |
| 2. | Jay Gruden | 1979 |
| 3. | John Kaleo | 1515 |
| 4. | Brett Dietz | 1460 |
| 5. | Peter Tom Willis | 1255 |
| 6. | Jason Boltus | 1127 |
| 7. | Randy Hippesard | 782 |
| 8. | Brendan Folmar | 559 |
| 9. | Stephen Wasil | 489 |
| 10. | Adrian McPherson | 385 |

PASS COMPLETIONS

| | | |
|-----|------------------|------|
| 1. | Shane Stafford | 1357 |
| 2. | Jay Gruden | 1180 |
| 3. | Brett Dietz | 949 |
| 4. | John Kaleo | 927 |
| 5. | Peter Tom Willis | 718 |
| 6. | Jason Boltus | 636 |
| 7. | Randy Hippesard | 461 |
| 8. | Brendan Folmar | 313 |
| 9. | Stephen Wasil | 294 |
| 10. | Adrian McPherson | 238 |

PASSING YARDAGE

| | | |
|-----|------------------|-------|
| 1. | Shane Stafford | 15667 |
| 2. | Jay Gruden | 15623 |
| 3. | Brett Dietz | 12023 |
| 4. | John Kaleo | 11728 |
| 5. | Peter Tom Willis | 9490 |
| 6. | Joe Hills | 7677 |
| 7. | Randy Hippesard | 5716 |
| 8. | Stephen Wasil | 2664 |
| 9. | Brendan Folmar | 3504 |
| 10. | Adrian McPherson | 3151 |

PASSING TOUCHDOWNS

| | | |
|-----|------------------|-----|
| 1. | Shane Stafford | 289 |
| 2. | Jay Gruden | 280 |
| 3. | Brett Dietz | 239 |
| 4. | John Kaleo | 205 |
| 5. | Peter Tom Willis | 176 |
| 6. | Jason Boltus | 140 |
| 7. | Randy Hippesard | 117 |
| 8. | Stephen Wasil | 71 |
| 9. | Adrian McPherson | 59 |
| 10. | Brian Zydniwski | 56 |

COMPLETION PCT. (min. 200 att.)

| | | |
|-----|------------------|------|
| 1. | Brett Dietz | 65.0 |
| 2. | Shane Stafford | 63.3 |
| 3. | Brian Zydniwski | 62.3 |
| 4. | Adrian McPherson | 61.8 |
| 5. | John Kaleo | 61.2 |
| 6. | Stephen Wasil | 60.1 |
| 7. | Jay Gruden | 59.6 |
| 8. | Randy Hippesard | 59.0 |
| 9. | Mike Hohensee | 58.6 |
| 10. | Peter Tom Willis | 57.2 |

PASSER RATING (min. 200 att.)

| | | |
|-----|------------------|-------|
| 1. | Adrian McPherson | 120.6 |
| 2. | Brett Dietz | 120.2 |
| 3. | Brian Zydniwski | 108.9 |
| 4. | Shane Stafford | 108.5 |
| 5. | John Kaleo | 106.2 |
| 6. | Mike Hohensee | 105.3 |
| 7. | Stephen Wasil | 105.2 |
| 7. | Randy Hippesard | 105.2 |
| 9. | Peter Tom Willis | 104.0 |
| 10. | Jay Gruden | 103.8 |

RECEPTIONS

| | | |
|-----|-------------------|-----|
| 1. | Lawrence Samuels | 967 |
| 2. | Stevie Thomas | 519 |
| 3. | T.T. Toliver | 483 |
| 4. | George LaFrance | 391 |
| 5. | Freddie Solomon | 343 |
| 6. | Hank Edwards | 332 |
| 7. | Amarri Jackson | 312 |
| 8. | Joe Hills | 272 |
| 9. | David Saunders | 173 |
| 10. | Prechae Rodriguez | 162 |
| 11. | James Bowden | 160 |
| 12. | Michael Lindsey | 157 |
| 13. | Cliff Dell | 146 |
| 14. | Terrill Shaw | 143 |
| 15. | Tyrone Timmons | 141 |
| 16. | Huey Whittaker | 129 |
| 17. | Julius Gregory | 118 |
| 18. | Phillip Barnett | 115 |
| 19. | Bobby Byrd | 104 |
| 20. | Russell Hairston | 92 |
| 21. | Julius Dawkins | 90 |
| 22. | Kendrick Ings | 88 |

RECEIVING YARDAGE

| | | |
|-----|-------------------|-------|
| 1. | Lawrence Samuels | 11078 |
| 2. | Stevie Thomas | 7784 |
| 3. | T.T. Toliver | 6136 |
| 4. | George LaFrance | 5392 |
| 5. | Freddie Solomon | 4662 |
| 6. | Hank Edwards | 4641 |
| 7. | Amarri Jackson | 3972 |
| 8. | Joe Hills | 3761 |
| 9. | Terrill Shaw | 2095 |
| 10. | James Bowden | 2064 |
| 11. | Prechae Rodriguez | 2009 |

RECEIVING TOUCHDOWNS

| | | |
|-----|-------------------|-----|
| 1. | Lawrence Samuels | 160 |
| 2. | Stevie Thomas | 150 |
| 3. | George LaFrance | 127 |
| 4. | T.T. Toliver | 114 |
| 5. | Hank Edwards | 95 |
| 6. | Joe Hills | 93 |
| 7. | Freddie Solomon | 92 |
| 8. | Amarri Jackson | 76 |
| 9. | Tyrone Timmons | 50 |
| 10. | David Saunders | 44 |
| 11. | Cliff Dell | 41 |
| 12. | Prechae Rodriguez | 39 |
| 13. | James Bowden | 35 |
| 14. | Terrill Shaw | 34 |
| 15. | Julius Gregory | 31 |
| 16. | Julius Dawkins | 30 |
| 16. | Charles Wilson | 30 |
| 18. | Huey Whittaker | 28 |
| 19. | Michael Lindsey | 27 |

YARDS PER REC. (min. 100 rec.)

| | | |
|-----|-------------------|------|
| 1. | Stevie Thomas | 15.0 |
| 2. | Joe Hills | 14.6 |
| 3. | Hank Edwards | 14.4 |
| 4. | Terrill Shaw | 14.4 |
| 5. | Joe Hills | 13.8 |
| 5. | George LaFrance | 13.8 |
| 7. | Freddie Solomon | 13.6 |
| 8. | Prechae Rodriguez | 13.2 |
| 9. | James Bowden | 12.9 |
| 10. | Amarri Jackson | 12.7 |
| 10. | T.T. Toliver | 12.7 |

KICKOFF RETURN YARDS

| | | |
|-----|-------------------|------|
| 1. | Michael Lindsey | 6039 |
| 2. | George LaFrance | 5116 |
| 3. | T.T. Toliver | 2510 |
| 4. | James Bowden | 2120 |
| 5. | Kendrick Ings | 2017 |
| 6. | Freddie Solomon | 1758 |
| 7. | Sedrick Robinson | 1735 |
| 8. | John Kaleo | 1085 |
| 9. | Demetris Bendross | 930 |
| 10. | Chandler Williams | 829 |

YARDS PER KO RET. (min. 50 ret.)

| | | |
|----|-------------------|------|
| 1. | James Bowden | 21.9 |
| 2. | T.T. Toliver | 19.5 |
| 3. | George LaFrance | 18.9 |
| 4. | Michael Lindsey | 18.5 |
| 5. | Kendrick Ings | 18.3 |
| 6. | Sedrick Robinson | 17.5 |
| 7. | Demetris Bendross | 17.2 |
| 8. | Freddie Solomon | 16.4 |
| 9. | Stevie Thomas | 16.0 |

MFG RETURN YARDAGE

| | | |
|-----|-------------------|------|
| 1. | George LaFrance | 1317 |
| 2. | Stevie Thomas | 327 |
| 3. | Freddie Solomon | 294 |
| 4. | T.T. Toliver | 265 |
| 5. | Brown, Eddie | 259 |
| 6. | Brad Calip | 208 |
| 7. | Melvin Cunningham | 201 |
| 8. | Thomas Monroe | 167 |
| 9. | James Bowden | 145 |
| 10. | Wayne Walker | 143 |

COMBINED RETURN YARDS

| | | |
|-----|-------------------|------|
| 1. | George LaFrance | 6433 |
| 2. | Michael Lindsey | 6116 |
| 3. | T.T. Toliver | 2779 |
| 4. | Bowden, James | 2265 |
| 5. | Kendrick Ings | 2055 |
| 6. | Freddie Solomon | 2052 |
| 7. | Sedrick Robinson | 1746 |
| 8. | Stevie Thomas | 1412 |
| 9. | Melvin Cunningham | 1010 |
| 10. | Demetris Bendross | 982 |

ALL-PURPOSE YARDAGE

| | | |
|-----|------------------|-------|
| 1. | George LaFrance | 11870 |
| 2. | Lawrence Samuels | 11651 |
| 3. | Stevie Thomas | 9393 |
| 4. | T.T. Toliver | 9051 |
| 5. | Michael Lindsey | 8273 |
| 6. | Freddie Solomon | 6742 |
| 7. | Hank Edwards | 4875 |
| 8. | James Bowden | 4356 |
| 9. | Amarri Jackson | 4162 |
| 10. | Joe Hills | 3787 |
| 11. | Kendrick Ings | 3313 |
| 12. | Tyrone Timmons | 2665 |

POINTS SCORED (non-kicking)

| | | |
|-----|------------------|------|
| 1. | Lawrence Samuels | 1076 |
| 2. | Stevie Thomas | 954 |
| 3. | George LaFrance | 810 |
| 4. | T.T. Toliver | 732 |
| 5. | Freddie Solomon | 606 |
| 6. | Hank Edwards | 590 |
| 7. | Joe Hills | 572 |
| 8. | Andre Bowden | 546 |
| 9. | Amarri Jackson | 470 |
| 10. | Tyrone Timmons | 306 |

POINTS SCORED (kicking)

| | | |
|-----|-------------------|-----|
| 1. | Juan Bongarra | 295 |
| 2. | Seth Marler | 285 |
| 3. | Mike Black | 265 |
| 4. | Jorge Cimadevilla | 200 |
| 5. | Matt Huerkamp | 196 |
| 6. | Matt George | 172 |
| 7. | Bill Gramatica | 133 |
| 8. | Bjorn Nitmo | 123 |
| 9. | Garrett Rivas | 120 |
| 10. | Arden Czynzewski | 114 |

EXTRA POINTS ATTEMPTED

| | | |
|-----|-------------------|-----|
| 1. | Juan Bongarra | 313 |
| 2. | Seth Marler | 224 |
| 3. | Mike Black | 189 |
| 4. | Jorge Cimadevilla | 168 |
| 5. | Matt Huerkamp | 140 |
| 6. | Garrett Rivas | 123 |
| 7. | Craig Peterson | 121 |
| 8. | Matt George | 120 |
| 9. | Bill Gramatica | 112 |
| 10. | Rusty Fricke | 105 |

EXTRA POINTS MADE

| | | |
|-----|-------------------|-----|
| 1. | Juan Bongarra | 274 |
| 2. | Seth Marler | 204 |
| 3. | Mike Black | 175 |
| 4. | Jorge Cimadevilla | 143 |
| 5. | Matt Huerkamp | 127 |
| 6. | Matt George | 109 |
| 7. | Garrett Rivas | 105 |
| 8. | Craig Peterson | 100 |
| 9. | Bill Gramatica | 94 |
| 10. | Bjorn Nitmo | 84 |

EXTRA POINT PCT. (min. 50 att.)

| | | |
|-----|-------------------|------|
| 1. | Mike Black | 92.6 |
| 2. | Seth Marler | 91.1 |
| 3. | Matt George | 90.8 |
| 4. | Matt Huerkamp | 90.7 |
| 5. | Bjorn Nitmo | 90.3 |
| 6. | Arden Czynzewski | 87.6 |
| 7. | Juan Bongarra | 87.5 |
| 8. | Craig Peterson | 86.7 |
| 9. | Garrett Rivas | 85.4 |
| 10. | Jorge Cimadevilla | 85.1 |

FIELD GOALS ATTEMPTED

| | | |
|-----|-------------------|------|
| 1. | Rusty Fricke | 83 |
| 2. | Jorge Cimadevilla | 57 |
| 3. | Mike Black | 56 |
| 4. | Matt Huerkamp | 51 |
| 5. | Paul Hickert | 43 |
| 6. | Seth Marler | 2005 |
| 7. | Matt George | 36 |
| 8. | Bill Gramatica | 33 |
| 9. | Arden Czynzewski | 32 |
| 10. | Bjorn Nitmo | 30 |

FIELD GOALS MADE

| | | |
|-----|-------------------|----|
| 1. | Mike Black | 30 |
| 2. | Seth Marler | 27 |
| 3. | Matt Huerkamp | 23 |
| 4. | Matt George | 21 |
| 5. | Jorge Cimadevilla | 19 |
| 6. | Fricke, Rusty | 17 |
| 7. | Bill Gramatica | 13 |
| 7. | Bjorn Nitmo | 13 |
| 9. | Juan Bongarra | 12 |
| 9. | Arden Czynzewski | 12 |
| 11. | Paul Hickert | 11 |

FIELD GOAL PCT. (min. 20 att.)

| | | |
|-----|-------------------|------|
| 1. | Seth Marler | 69.2 |
| 2. | Matt George | 58.3 |
| 3. | Mike Black | 53.6 |
| 4. | Juan Bongarra | 50.0 |
| 5. | Fich Fall | 45.5 |
| 6. | Matt Huerkamp | 45.1 |
| 7. | Bjorn Nitmo | 43.3 |
| 8. | Bill Gramatica | 39.4 |
| 9. | Arden Czynzewski | 37.5 |
| 10. | Jorge Cimadevilla | 33.3 |

INTERCEPTIONS

| | | |
|-----|------------------|----|
| 1. | Tracey Perkins | 34 |
| 2. | Lawrence Samuels | 32 |
| 3. | Johnnie Harris | 18 |
| 4. | James Harrell | 16 |
| 5. | Chris Smith | 14 |
| 5. | Jeroid Johnson | 14 |
| 7. | Corey Dowden | 12 |
| 8. | Stevie Thomas | 10 |
| 9. | Jonathan Ordway | 9 |
| 10. | Erick McIntosh | 8 |
| 10. | Tramain Jones | 8 |
| 10. | Rock Richmond | 8 |
| 10. | Omarr Smith | 8 |
| 10. | Wayne Williams | 8 |

OPP. FUMBLE RECOVERIES

| | | |
|-----|-------------------|----|
| 1. | Lawrence Samuels | 32 |
| 2. | Andre Bowden | 14 |
| 3. | James Harrell | 8 |
| 3. | Nyle Wiren | 8 |
| 5. | Les Barley | 7 |
| 5. | Ernest Certain | 7 |
| 7. | Antoine Worthman | 6 |
| 7. | Cliff Dukes | 6 |
| 7. | Jermaine Smith | 6 |
| 10. | Corey Dowden | 5 |
| 10. | Michael Hawthorne | 5 |
| 10. | Jeff Mayes | 5 |
| 10. | Traco Rachel | 5 |
| 10. | Omarr Smith | 5 |
| 10. | Stevie Thomas | 5 |

FORCED FUMBLES

| | | |
|----|------------------|----|
| 1. | Lawrence Samuels | 20 |
| 2. | Nyle Wiren | 12 |
| 3. | Tim McGill | 11 |
| 4. | Robert Goff | 9 |
| 5. | Andre Bowden | 7 |
| 5. | Tracey Perkins | 7 |
| 7. | Les Barley | 7 |
| 7. | | |



STORM ALL-TIME SEASON LEADERS

| RUSHING ATTEMPTS | | | |
|------------------|-------------------|----|--|
| Year | Player | # | |
| 1987 | Brendan Folmar | 14 | |
| 1988 | Mike Powell | 22 | |
| 1989 | Willie Totten | 9 | |
| 1990 | Aric Anderson | 24 | |
| 1991 | Lynn Bradford | 61 | |
| 1992 | Andre Bowden | 38 | |
| 1993 | Andre Bowden | 81 | |
| 1994 | Les Barley | 52 | |
| 1995 | Cedric McKinnon | 53 | |
| 1996 | Cedric McKinnon | 49 | |
| 1997 | Les Barley | 43 | |
| 1998 | Les Barley | 61 | |
| 1999 | Les Barley | 63 | |
| 2000 | Andre Bowden | 59 | |
| 2001 | Andre Bowden | 40 | |
| 2002 | Basil Proctor | 33 | |
| 2003 | David White | 50 | |
| 2004 | David White | 44 | |
| 2005 | Umar Muhammad | 29 | |
| 2006 | Shane Stafford | 32 | |
| 2007 | Torrance Marshall | 55 | |
| 2008 | Torrance Marshall | 73 | |
| 2010 | Terrance Royal | 44 | |
| 2011 | Terrance Royal | 32 | |
| 2012 | Stephen Wasil | 64 | |
| 2013 | Adrian McPherson | 90 | |
| 2014 | Randy Hippard | 47 | |
| 2015 | Jason Boltus | 68 | |
| 2016 | Jason Boltus | 31 | |

| RUSHING YARDAGE | | | |
|-----------------|-------------------|-----|--|
| Year | Player | # | |
| 1987 | Craig Federico | 41 | |
| 1988 | Mike Powell | 28 | |
| 1989 | Mike Powell | 26 | |
| 1990 | Aric Anderson | 78 | |
| 1991 | Lynn Bradford | 261 | |
| 1992 | Andre Bowden | 128 | |
| 1993 | Andre Bowden | 308 | |
| 1994 | Travis Pearson | 175 | |
| 1995 | Cedric McKinnon | 222 | |
| 1996 | Cedric McKinnon | 166 | |
| 1997 | Les Barley | 183 | |
| 1998 | Les Barley | 232 | |
| 1999 | Les Barley | 142 | |
| 2000 | Andre Bowden | 156 | |
| 2001 | Andre Bowden | 91 | |
| 2002 | Basil Proctor | 93 | |
| 2003 | David White | 107 | |
| 2004 | David White | 101 | |
| 2005 | David White | 94 | |
| 2006 | Shane Stafford | 59 | |
| 2007 | Torrance Marshall | 107 | |
| 2008 | Torrance Marshall | 100 | |
| 2010 | Terrance Royal | 91 | |
| 2011 | Grant Gregory | 67 | |
| 2012 | Stephen Wasil | 140 | |
| 2013 | Adrian McPherson | 428 | |
| 2014 | Randy Hippard | 126 | |
| 2015 | Jason Boltus | 164 | |
| 2016 | Jason Boltus | 115 | |

| RUSHING TOUCHDOWNS | | | |
|--------------------|-----------------|----|--|
| Year | Player | # | |
| 1987 | Brendan Folmar | 2 | |
| 1988 | Mike Powell | 5 | |
| 1989 | Aric Anderson | 2 | |
| | Mike Powell | 1 | |
| | Willie Totten | 1 | |
| 1990 | Aric Anderson | 4 | |
| 1991 | Lynn Bradford | 7 | |
| 1992 | Andre Bowden | 6 | |
| 1993 | Andre Bowden | 15 | |
| 1994 | Les Barley | 6 | |
| | Travis Pearson | 1 | |
| 1995 | Cedric McKinnon | 13 | |
| 1996 | Cedric McKinnon | 8 | |
| 1997 | Andre Bowden | 15 | |
| 1998 | Les Barley | 15 | |
| 1999 | Les Barley | 11 | |
| 2000 | Andre Bowden | 14 | |
| 2001 | Andre Bowden | 10 | |
| 2002 | Basil Proctor | 8 | |
| 2003 | David White | 11 | |
| 2004 | David White | 8 | |
| 2005 | Shane Stafford | 10 | |
| 2006 | Shane Stafford | 10 | |

| PASS ATTEMPTS | | | |
|---------------|-------------------|-----|--|
| Year | Player | # | |
| 1987 | Brendan Folmar | 21 | |
| 1988 | Brendan Folmar | 205 | |
| 1989 | Mike Hohensee | 249 | |
| 1990 | Willie Totten | 117 | |
| 1991 | Jay Gruden | 159 | |
| 1992 | Jay Gruden | 199 | |
| 1993 | Jay Gruden | 312 | |
| 1994 | Jay Gruden | 358 | |
| 1995 | Jay Gruden | 362 | |
| 1996 | Jay Gruden | 449 | |
| 1997 | Jay Gruden | 443 | |
| 1998 | Peter Tom Willis | 413 | |
| 1999 | Peter Tom Willis | 425 | |
| 2000 | Peter Tom Willis | 417 | |
| 2001 | John Kaleo | 370 | |
| 2002 | Shane Stafford | 407 | |
| 2003 | Shane Stafford | 323 | |
| 2004 | John Kaleo | 508 | |
| 2005 | Shane Stafford | 441 | |
| 2006 | Shane Stafford | 631 | |
| 2007 | Brett Dietz | 650 | |
| 2008 | Brett Dietz | 302 | |
| 2009 | Brett Dietz | 596 | |
| 2010 | Brett Dietz | 572 | |
| 2011 | Brian Zbydniewski | 325 | |
| 2012 | Stephen Wasil | 489 | |
| 2013 | Adrian McPherson | 385 | |
| 2014 | Randy Hippard | 596 | |
| 2015 | Jason Boltus | 714 | |
| 2016 | Jason Boltus | 413 | |

| PASS COMPLETIONS | | | |
|------------------|------------------|-----|--|
| Year | Player | # | |
| 1987 | Brendan Folmar | 119 | |
| 1988 | Mike Hohensee | 146 | |
| 1989 | Willie Totten | 57 | |
| 1990 | Brendan Folmar | 93 | |
| 1991 | Jay Gruden | 127 | |
| 1992 | Jay Gruden | 188 | |
| 1993 | Jay Gruden | 187 | |
| 1994 | Jay Gruden | 206 | |
| 1995 | Jay Gruden | 198 | |
| 1996 | Jay Gruden | 274 | |
| 1997 | Peter Tom Willis | 225 | |
| 1998 | Peter Tom Willis | 255 | |
| 1999 | Peter Tom Willis | 238 | |
| 2000 | John Kaleo | 222 | |
| 2001 | John Kaleo | 234 | |
| 2002 | Shane Stafford | 203 | |

| | | |
|------|------------------|-----|
| 2003 | John Kaleo | 316 |
| 2004 | Shane Stafford | 278 |
| 2005 | Shane Stafford | 405 |
| 2006 | Shane Stafford | 408 |
| 2007 | Brett Dietz | 199 |
| 2008 | Brett Dietz | 377 |
| 2010 | Terrance Royal | 373 |
| 2011 | Terrance Royal | 5 |
| 2012 | Stephen Wasil | 294 |
| 2013 | Adrian McPherson | 31 |
| 2014 | Randy Hippard | 16 |
| 2015 | Jason Boltus | 10 |
| 2016 | Jason Boltus | 5 |

| YDS PER RUSH (min. 2 att. per team game) | | | |
|--|-------------------|------|--|
| Year | Player | # | |
| 1987 | Brendan Folmar | 0.9 | |
| 1988 | Mike Powell | 2.2* | |
| 1989 | Mike Powell | 3.3 | |
| 1990 | Dave Smith | 3.9 | |
| 1991 | Lynn Bradford | 4.3 | |
| 1992 | Andre Bowden | 3.4 | |
| | Doug Landry | 3.9 | |
| | Davis Smith | 3.9 | |
| 1994 | Travis Pearson | 4.6 | |
| 1995 | Ivan Caesar | 4.9 | |
| 1996 | Cedric McKinnon | 3.4 | |
| 1997 | Les Barley | 4.3 | |
| 1998 | Les Barley | 3.8 | |
| 1999 | Andre Bowden | 2.4 | |
| 2000 | Andre Bowden | 2.6 | |
| 2001 | Andre Bowden | 2.3 | |
| 2002 | Basil Proctor | 2.8 | |
| 2003 | David White | 2.1 | |
| 2004 | David White | 2.3 | |
| 2005 | David White | 3.8 | |
| 2006 | Shane Stafford | 1.8 | |
| 2007 | Torrance Marshall | 1.9 | |
| 2008 | Torrance Marshall | 1.4 | |
| 2010 | Terrance Royal | 2.1 | |
| 2011 | Terrance Royal | 2.1 | |
| 2012 | Stephen Wasil | 2.2 | |
| 2013 | Adrian McPherson | 4.8 | |
| 2014 | Randy Hippard | 2.7 | |
| 2015 | Jason Boltus | 2.4 | |
| 2016 | Jason Boltus | 3.7 | |

| PASSING YARDAGE | | | |
|-----------------|-------------------|-------|--|
| Year | Player | # | |
| 1987 | Brendan Folmar | 1,349 | |
| 1988 | Mike Hohensee | 1,548 | |
| 1989 | Willie Totten | 750 | |
| 1990 | Brendan Folmar | 1,029 | |
| 1991 | Jay Gruden | 1,054 | |
| 1992 | Jay Gruden | 2,568 | |
| 1993 | Jay Gruden | 2,526 | |
| 1994 | Jay Gruden | 2,622 | |
| 1995 | Jay Gruden | 2,787 | |
| 1996 | Jay Gruden | 3,616 | |
| 1997 | Peter Tom Willis | 2,846 | |
| 1998 | Peter Tom Willis | 3,411 | |
| 1999 | Peter Tom Willis | 3,233 | |
| 2000 | John Kaleo | 2,883 | |
| 2001 | John Kaleo | 2,900 | |
| 2002 | Shane Stafford | 2,164 | |
| 2003 | John Kaleo | 4,189 | |
| 2004 | Shane Stafford | 3,418 | |
| 2005 | Shane Stafford | 4,522 | |
| 2006 | Shane Stafford | 4,793 | |
| 2007 | Brett Dietz | 2,395 | |
| 2008 | Brett Dietz | 4,574 | |
| 2010 | Brett Dietz | 5,054 | |
| 2011 | Brian Zbydniewski | 2,825 | |
| 2012 | Stephen Wasil | 3,664 | |
| 2013 | Adrian McPherson | 3,151 | |
| 2014 | Randy Hippard | 4,406 | |
| 2015 | Jason Boltus | 5,025 | |
| 2016 | Jason Boltus | 2,652 | |

| PASS TOUCHDOWNS | | | |
|-----------------|-------------------|-----|--|
| Year | Player | # | |
| 1987 | Brendan Folmar | 21 | |
| 1988 | Mike Hohensee | 32 | |
| 1989 | Willie Totten | 13 | |
| 1990 | Larry Barretta | 14 | |
| 1991 | Jay Gruden | 44 | |
| 1992 | Jay Gruden | 50 | |
| 1993 | Jay Gruden | 41 | |
| 1994 | Jay Gruden | 49 | |
| 1995 | Jay Gruden | 44 | |
| 1996 | Jay Gruden | 70 | |
| 1997 | Peter Tom Willis | 41 | |
| 1998 | Peter Tom Willis | 70 | |
| 1999 | Peter Tom Willis | 65 | |
| 2000 | John Kaleo | 50 | |
| 2001 | John Kaleo | 59 | |
| 2002 | Shane Stafford | 39 | |
| 2003 | John Kaleo | 75 | |
| 2004 | Shane Stafford | 67 | |
| 2005 | Shane Stafford | 83 | |
| 2006 | Shane Stafford | 86 | |
| 2007 | Brett Dietz | 47 | |
| 2008 | Brett Dietz | 86 | |
| 2009 | Brett Dietz | 106 | |
| 2010 | Brian Zbydniewski | 56 | |
| 2011 | Stephen Wasil | 71 | |
| 2012 | Adrian McPherson | 59 | |
| 2013 | Adrian McPherson | 53 | |
| 2014 | Randy Hippard | 93 | |
| 2015 | Jason Boltus | 98 | |
| 2016 | Jason Boltus | 42 | |

| COMPLETION PCT. (min. 14 att. per team game) | | | |
|--|------------------|------|--|
| Year | Player | # | |
| 1987 | Brendan Folmar | 58.0 | |
| 1988 | Mike Hohensee | 58.6 | |
| 1989 | Willie Totten | 48.7 | |
| 1990 | Brendan Folmar | 58.5 | |
| 1991 | Jay Gruden | 63.8 | |
| 1992 | Jay Gruden | 61.6 | |
| 1993 | Jay Gruden | 59.9 | |
| 1994 | Jay Gruden | 58.0 | |
| 1995 | Jay Gruden | 56.3 | |
| 1996 | Jay Gruden | 61.9 | |
| 1997 | Peter Tom Willis | 54.5 | |
| 1998 | Peter Tom Willis | 60.0 | |
| 1999 | Peter Tom Willis | 57.1 | |
| 2000 | John Kaleo | 60.0 | |
| 2001 | John Kaleo | 57.1 | |
| 2002 | Shane Stafford | 57.5 | |

| | | |
|------|-------------------|------|
| 2002 | Shane Stafford | 62.8 |
| 2003 | John Kaleo | 62.2 |
| 2004 | Shane Stafford | 63.0 |
| 2005 | Shane Stafford | 64.2 |
| 2006 | Shane Stafford | 62.8 |
| 2007 | Brett Dietz | 65.9 |
| 2008 | Brett Dietz | 64.3 |
| 2010 | Brett Dietz | 65.2 |
| 2011 | Brian Zbydniewski | 62.3 |
| 2012 | Stephen Wasil | 60.1 |
| 2013 | Adrian McPherson | 61.8 |
| 2014 | Randy Hippard | 58.7 |
| 2015 | Jason Boltus | 57.1 |
| 2016 | Jason Boltus | 55.2 |

| PASS RATING (min. 14 att. per team game) | | | |
|--|-------------------|-------|--|
| Year | Player | # | |
| 1987 | Brendan Folmar | 93.7 | |
| 1988 | Mike Hohensee | 111.4 | |
| 1989 | Willie Totten | 85.1 | |
| 1990 | Brendan Folmar | 79.9 | |
| 1991 | Jay Gruden | 103.3 | |
| 1992 | Jay Gruden | 107.6 | |
| 1993 | Jay Gruden | 106.7 | |
| 1994 | Jay Gruden | 104.4 | |
| 1995 | Jay Gruden | 108.5 | |
| 1996 | Jay Gruden | 114.1 | |
| 1997 | Peter Tom Willis | 90.1 | |
| 1998 | Peter Tom Willis | 115.3 | |
| 1999 | Peter Tom Willis | 113.5 | |
| 2000 | John Kaleo | 107.2 | |
| 2001 | John Kaleo | 107.0 | |
| 2002 | Shane Stafford | 112.9 | |
| 2003 | John Kaleo | 117.2 | |
| 2004 | Shane Stafford | 114.2 | |
| 2005 | Shane Stafford | 115.8 | |
| 2006 | Shane Stafford | 113.2 | |
| 2007 | Brett Dietz | 119.3 | |
| 2008 | Brett Dietz | 116.4 | |
| 2010 | Brett Dietz | 121.2 | |
| 2011 | Brian Zbydniewski | 108.9 | |
| 2012 | Stephen Wasil | 105.2 | |
| 2013 | Adrian McPherson | 120.6 | |
| 2014 | Randy Hippard | 105.5 | |
| 2015 | Jason Boltus | 99.92 | |
| 2016 | Jason Boltus | 86.1 | |

| RECEPTIONS | | | |
|------------|-------------------|-----|--|
| Year | Player | # | |
| 1987 | Russell Hairston | 67 | |
| 1988 | Julius Dawkins | 61 | |
| 1989 | Thomas Monroe | 24 | |
| 1990 | Thomas Monroe | 44 | |
| 1991 | Tracey Perkins | 28 | |
| 1992 | Stevie Thomas | 69 | |
| 1993 | Stevie Thomas | 66 | |
| 1994 | Stevie Thomas | 55 | |
| 1995 | Stevie Thomas | 67 | |
| 1996 | George LaFrance | 100 | |
| 1997 | George LaFrance | 93 | |
| 1998 | Stevie Thomas | 76 | |
| 1999 | Charles Wilson | 58 | |
| 2000 | James Bowden | 70 | |
| 2001 | James Bowden | 90 | |
| 2002 | Lawrence Samuels | 69 | |
| 2003 | Freddie Solomon | 106 | |
| 2004 | Freddie Solomon | 92 | |
| 2005 | Lawrence Samuels | 123 | |
| 2006 | Lawrence Samuels | 115 | |
| 2007 | Lawrence Samuels | 122 | |
| 2008 | Lawrence Samuels | 121 | |
| 2010 | Tyrone Timmons | 118 | |
| 2011 | Amari Jackson | 125 | |
| 2011 | Huey Whittaker | 75 | |
| 2012 | Preciae Rodriguez | 125 | |
| 2013 | Joe Hills | 133 | |
| 2014 | Amari Jackson | 110 | |
| 2015 | T.T. Toliver | 112 | |
| 2016 | T.T. Toliver | 114 | |

| RECEIVING YARDAGE | | | |
|-------------------|------------------|-------|--|
| Year | Player | # | |
| 1987 | Russell Hairston | 1,126 | |
| 1988 | | | |



| | | |
|------|-------------------|-------|
| 1997 | George LaFrance | 2,331 |
| 1998 | George LaFrance | 2,162 |
| 1999 | Melvin Cunningham | 1,086 |
| 2000 | James Bowden | 1,806 |
| 2001 | James Bowden | 2,550 |
| 2002 | Melvin Cunningham | 876 |
| 2003 | Freddie Solomon | 2,805 |
| 2004 | T.T. Toliver | 2,114 |
| 2005 | Lawrence Samuels | 1,435 |
| 2006 | Demetris Bendross | 1,598 |
| 2007 | T.T. Toliver | 1,753 |
| 2008 | Sedrick Robinson | 1,675 |
| 2010 | Hank Edwards | 1,322 |
| 2011 | Michael Lindsey | 2,246 |
| 2012 | Chandler Williams | 1,830 |
| 2013 | Michael Lindsey | 2,361 |
| 2014 | Michael Lindsey | 2,209 |
| 2015 | Kendrick Ings | 2,473 |
| 2016 | T.T. Toliver | 1,578 |

POINTS SCORED (non-kicking)

| Year | Player | # |
|------|-------------------|-----|
| 1987 | Russell Hairston | 114 |
| 1988 | Julius Dawkins | 126 |
| 1989 | Thomas Monroe | 30 |
| | Alvin Williams | |
| 1990 | Julius Dawkins | 54 |
| 1991 | Stevie Thomas | 49 |
| 1992 | Stevie Thomas | 162 |
| 1993 | Stevie Thomas | 138 |
| 1994 | Stevie Thomas | 102 |
| 1995 | Stevie Thomas | 120 |
| 1996 | George LaFrance | 192 |
| 1997 | George LaFrance | 138 |
| 1998 | George LaFrance | 210 |
| 1999 | Charles Wilson | 132 |
| 2000 | Lawrence Samuels | 120 |
| 2001 | James Bowden | 180 |
| 2002 | David Saunders | 90 |
| 2003 | Freddie Solomon | 204 |
| 2004 | Freddie Solomon | 204 |
| 2005 | Cliff Dell | 134 |
| 2006 | Lawrence Samuels | 134 |
| 2007 | Terrill Shaw | 144 |
| 2008 | Hank Edwards | 180 |
| 2010 | Tyrone Timmons | 228 |
| 2011 | Amarri Jackson | 218 |
| 2012 | Prechae Rodriguez | 196 |
| 2013 | Joe Hills | 262 |
| 2014 | Joe Hills | 232 |
| 2015 | T.T. Toliver | 216 |
| 2016 | T.T. Toliver | 150 |

POINTS SCORED (kicking)

| Year | Player | # |
|------|-------------------|-----|
| 1987 | Lee Larsen | 31 |
| 1988 | Rusty Fricke | 49 |
| 1989 | Rusty Fricke | 23 |
| 1990 | Rusty Fricke | 39 |
| 1991 | Paul Hickert | 61 |
| 1992 | Paul Hickert | 37 |
| 1993 | Arde Czynewski | 93 |
| 1994 | Chris Drennan | 53 |
| 1995 | Jorge Cimadivilla | 108 |
| 1996 | Jorge Cimadivilla | 92 |
| 1997 | Rich Fall | 63 |
| 1998 | Bjorn Nittmo | 123 |
| 1999 | Matt Huerkamp | 124 |
| 2000 | Matt Huerkamp | 72 |
| 2001 | Mike Black | 130 |
| 2002 | Mike Black | 107 |
| 2003 | Ian Howfield | 59 |
| 2004 | Ignacio Brache | 54 |
| 2005 | Matt George | 149 |
| 2006 | Bill Gramatica | 130 |
| 2007 | Seth Marler | 140 |
| 2008 | Seth Marler | 145 |
| 2010 | Garrett Rivas | 120 |
| 2011 | Kyle Chilton | 85 |
| 2012 | Juan Bongarra | 131 |
| 2013 | Juan Bongarra | 94 |
| 2014 | Juan Bongarra | 70 |
| 2015 | Craig Peterson | 97 |
| 2016 | Delbert Alvarado | 49 |

EXTRA POINTS ATTEMPTED

| Year | Player | # |
|------|-------------------|-----|
| 1987 | Lee Larsen | 28 |
| 1988 | Rusty Fricke | 55 |
| 1989 | Rusty Fricke | 21 |
| 1990 | Rusty Fricke | 29 |
| 1991 | Paul Hickert | 58 |
| 1992 | Paul Hickert | 35 |
| 1993 | Arde Czynewski | 73 |
| 1994 | Chris Drennan | 46 |
| 1995 | Jorge Cimadivilla | 79 |
| 1996 | Jorge Cimadivilla | 89 |
| 1997 | Rich Fall | 38 |
| 1998 | Bjorn Nittmo | 93 |
| 1999 | Matt Huerkamp | 87 |
| 2000 | Matt Huerkamp | 53 |
| 2001 | Mike Black | 94 |
| 2002 | Mike Black | 70 |
| 2003 | Ian Howfield | 50 |
| 2004 | Ignacio Brache | 44 |
| 2005 | Matt George | 106 |
| 2006 | Bill Gramatica | 108 |
| 2007 | Seth Marler | 99 |
| 2008 | Seth Marler | 125 |
| 2010 | Garrett Rivas | 123 |
| 2011 | Kyle Chilton | 100 |
| 2012 | Juan Bongarra | 134 |
| 2013 | Juan Bongarra | 102 |
| 2014 | Juan Bongarra | 72 |
| 2015 | Craig Peterson | 98 |
| 2016 | Delbert Alvarado | 55 |

EXTRA POINTS MADE

| Year | Player | # |
|------|-------------------|-----|
| 1987 | Lee Larsen | 13 |
| 1988 | Rusty Fricke | 28 |
| 1989 | Rusty Fricke | 11 |
| 1990 | Rusty Fricke | 21 |
| 1991 | Paul Hickert | 40 |
| 1992 | Paul Hickert | 25 |
| 1993 | Arde Czynewski | 63 |
| 1994 | Chris Drennan | 41 |
| 1995 | Jorge Cimadivilla | 69 |
| 1996 | Jorge Cimadivilla | 74 |
| 1997 | Rich Fall | 33 |
| 1998 | Bjorn Nittmo | 84 |
| 1999 | Matt Huerkamp | 79 |
| 2000 | Matt Huerkamp | 48 |
| 2001 | Mike Black | 91 |
| 2002 | Mike Black | 62 |
| 2003 | Ian Howfield | 38 |
| 2004 | Ignacio Brache | 38 |
| 2005 | Matt George | 97 |
| 2006 | Bill Gramatica | 94 |
| 2007 | Seth Marler | 112 |
| 2008 | Seth Marler | 112 |
| 2010 | Garrett Rivas | 105 |
| 2011 | Kyle Chilton | 64 |
| 2012 | Juan Bongarra | 116 |
| 2013 | Juan Bongarra | 91 |
| 2014 | Juan Bongarra | 67 |
| 2015 | Craig Peterson | 85 |
| 2016 | Delbert Alvarado | 49 |

EXTRA POINT PCT.

(min. 1 att. per team game)

| Year | Player | # |
|------|-------------------|------|
| 1987 | Lee Larsen | 46.4 |
| 1988 | Rusty Fricke | 50.9 |
| 1989 | Rusty Fricke | 52.4 |
| 1990 | Rusty Fricke | 72.4 |
| 1991 | Paul Hickert | 69.0 |
| 1992 | Paul Hickert | 71.4 |
| 1993 | Arde Czynewski | 86.3 |
| 1994 | Chris Drennan | 89.1 |
| 1995 | Jorge Cimadivilla | 87.3 |
| 1996 | Jorge Cimadivilla | 83.3 |
| 1997 | Rich Fall | 86.8 |
| 1998 | Bjorn Nittmo | 90.3 |
| 1999 | Matt Huerkamp | 90.8 |
| 2000 | Matt Huerkamp | 90.6 |
| 2001 | Mike Black | 96.8 |
| 2002 | Mike Black | 88.6 |
| 2003 | Ian Howfield | 76.0 |
| 2004 | Ignacio Brache | 86.4 |
| 2005 | Matt George | 91.5 |
| 2006 | Bill Gramatica | 87.0 |
| 2007 | Seth Marler | 92.9 |
| 2008 | Seth Marler | 89.6 |
| 2010 | Garrett Rivas | 85.4 |
| 2011 | Kyle Chilton | 68.1 |
| 2012 | Juan Bongarra | 85.9 |
| 2013 | Juan Bongarra | 85.9 |
| 2014 | Juan Bongarra | 93.1 |
| 2015 | Craig Peterson | 86.7 |
| 2016 | Delbert Alvarado | 89.1 |

FIELD GOALS ATTEMPTED

| Year | Player | # |
|------|-------------------|----|
| 1987 | Lee Larsen | 21 |
| 1988 | Rusty Fricke | 38 |
| 1989 | Rusty Fricke | 16 |
| 1990 | Rusty Fricke | 29 |
| 1991 | Paul Hickert | 27 |
| 1992 | Paul Hickert | 26 |
| 1993 | Arde Czynewski | 29 |
| 1994 | Chris Drennan | 22 |
| 1995 | Jorge Cimadivilla | 28 |
| 1996 | Jorge Cimadivilla | 29 |
| 1997 | Rich Fall | 20 |
| 1998 | Bjorn Nittmo | 30 |
| 1999 | Matt Huerkamp | 31 |
| 2000 | Matt Huerkamp | 20 |
| 2001 | Mike Black | 22 |
| 2002 | Mike Black | 28 |
| 2003 | Ian Howfield | 11 |
| 2004 | Ignacio Brache | 9 |
| 2005 | Matt George | 30 |
| 2006 | Bill Gramatica | 30 |
| 2007 | Seth Marler | 30 |
| 2008 | Seth Marler | 19 |
| 2010 | Garrett Rivas | 9 |
| 2011 | Kyle Chilton | 17 |
| 2012 | Juan Bongarra | 17 |
| 2013 | Juan Bongarra | 6 |
| 2014 | Juan Bongarra | 6 |
| 2015 | Craig Peterson | 9 |
| 2016 | Craig Peterson | 4 |

FIELD GOALS MADE

| Year | Player | # |
|------|-------------------|----|
| 1987 | Lee Larsen | 6 |
| 1988 | Rusty Fricke | 7 |
| 1989 | Rusty Fricke | 6 |
| 1990 | Rusty Fricke | 4 |
| 1991 | Paul Hickert | 7 |
| 1992 | Paul Hickert | 4 |
| 1993 | Arde Czynewski | 10 |
| 1994 | Chris Drennan | 4 |
| 1995 | Jorge Cimadivilla | 6 |
| 1996 | Jorge Cimadivilla | 13 |
| 1997 | Rich Fall | 10 |
| 1998 | Bjorn Nittmo | 13 |
| 1999 | Matt Huerkamp | 15 |
| 2000 | Justin Skinner | 8 |
| | Matt Huerkamp | |
| 2001 | Mike Black | 13 |
| 2002 | Mike Black | 15 |
| 2003 | Ian Howfield | 7 |
| 2004 | Ignacio Brache | 6 |
| 2005 | Matt George | 17 |
| 2006 | Bill Gramatica | 12 |
| 2007 | Seth Marler | 16 |
| 2008 | Seth Marler | 11 |
| 2010 | Garrett Rivas | 6 |
| 2011 | Kyle Chilton | 7 |
| 2012 | Juan Bongarra | 5 |
| 2013 | Juan Bongarra | 1 |
| 2014 | Juan Bongarra | 1 |
| 2015 | Craig Peterson | 4 |
| 2016 | Craig Peterson | 2 |

FIELD GOAL PCT.

(min. 1 att. per team game)

| Year | Player | # |
|------|-------------------|------|
| 1987 | Lee Larsen | 28.6 |
| 1988 | Rusty Fricke | 18.4 |
| 1989 | Rusty Fricke | 25.0 |
| 1990 | Rusty Fricke | 20.7 |
| 1991 | Paul Hickert | 25.3 |
| 1992 | Paul Hickert | 25.0 |
| 1993 | Arde Czynewski | 34.5 |
| 1994 | Chris Drennan | 18.2 |
| 1995 | Jorge Cimadivilla | 44.8 |
| 1996 | Jorge Cimadivilla | 21.4 |
| 1997 | Rich Fall | 50.0 |
| 1998 | Bjorn Nittmo | 43.3 |
| 1999 | Matt Huerkamp | 48.4 |
| 2000 | Justin Skinner | 47.1 |
| 2001 | Mike Black | 59.1 |
| 2002 | Mike Black | 53.6 |
| 2003 | Ian Howfield | 63.6 |
| 2004 | Ignacio Brache | 66.7 |
| 2005 | Matt George | 56.7 |
| 2006 | Bill Gramatica | 40.0 |
| 2007 | Seth Marler | 80.0 |
| 2008 | Seth Marler | 57.9 |
| 2010 | Garrett Rivas | 55.6 |
| 2011 | Kyle Chilton | 41.2 |
| 2012 | Juan Bongarra | 29.4 |
| 2013 | Juan Bongarra | 16.7 |
| 2014 | -- | -- |
| 2015 | Craig Peterson | 66.7 |
| 2016 | -- | -- |

INTERCEPTIONS

| Year | Player | # |
|------|-------------------|----|
| 1987 | Russell Hairston | 4 |
| | Rock Richmond | |
| 1988 | Mike Powell | 4 |
| | Rock Richmond | |
| 1989 | Cornelius Ross | 2 |
| | Alvin Williams | |
| 1990 | Cornelius Ross | 4 |
| 1991 | Rawla Crawford | 2 |
| 1992 | Reggie Berry | 5 |
| 1993 | Corey Dowden | 6 |
| 1994 | Bobby Byrd | 4 |
| 1995 | Tracey Perkins | 5 |
| 1996 | Johnnie Harris | 6 |
| 1997 | Tracey Perkins | 12 |
| 1998 | Johnnie Harris | 11 |
| 1999 | Tommy Henry | 4 |
| 2000 | Lawrence Samuels | 3 |
| 2001 | Clinton Hart | 3 |
| 2002 | Rod Williams | 1 |
| 2003 | Omarr Smith | 8 |
| 2004 | Tramain Jones | 3 |
| | T.T. Toliver | |
| 2005 | Jonathan Ordway | 6 |
| 2006 | Tramain Jones | 4 |
| | Lawrence Samuels | |
| 2007 | Jeroid Johnson | 10 |
| 2008 | Tracho Rachal | 5 |
| 2010 | Brandon Hefflin | 4 |
| 2011 | Michael Hawthorne | 4 |
| | Erick McIntosh | |
| 2012 | Riley Swanson | 5 |
| 2013 | Chris Smith | 8 |
| 2014 | Chris Smith | 6 |
| 2015 | James Harrell | 7 |
| 2016 | James Harrell | 3 |
| | Cortez Stubbs | |

OPP. FUMBLE RECOVERIES

| Year | Player | # |
|------|----------------------|---|
| 1987 | Scott Dimitrenko | 1 |
| | Craig Federico | |
| | Russell Hairston | |
| | John McClennon | |
| | Mike Powell | |
| 1988 | Mike Hohenese | 4 |
| 1989 | Mike Powell | 1 |
| | Alvin Ross | |
| 1990 | Reggie Berry | 1 |
| | Keith Browner | |
| | Cornelius Ross | |
| | Dave Smith | |
| 1991 | Jeff Wright, Bo Mays | 3 |
| 1992 | Lynn Bradford | 1 |
| | Corey Dowden | |
| | Anthony Howard | |
| | Jeff Mays | |
| | Tracey Perkins | |
| 1993 | Andre Bowden | 2 |
| | Corey Dowden | |
| 1994 | Bobby Byrd | 2 |
| | Ivan Caesar | |
| | Corey Dowden | |
| | Cedric McKinnon | |
| | Lawrence Samuels | |
| 1996 | Lawrence Samuels | 3 |
| 1997 | Lawrence Samuels | 2 |
| 1998 | Les Barley | 3 |
| | Andre Bowden | |
| | Lawrence Samuels | |
| 1999 | Andre Bowden | 6 |
| 2000 | Antoine Worthman | 6 |
| 2001 | Sir Mawn Wilson | 3 |
| | Nyle Wiren | |
| 2002 | Lawrence Samuels | 3 |
| 2003 | Omarr Smith | 5 |
| 2004 | Ernest Certain | 5 |
| | Lawrence Samuels | |
| 2005 | Lawrence Samuels | 3 |
| 2006 | Lawrence Samuels | 2 |
| 2007 | Jeroid Johnson | 3 |
| | Mark Word | |
| 2008 | Tracho Rachal | 5 |
| | Michael Hawthorne | |
| 2010 | Deonte Bolden | 1 |
| | Michael Hawthorne | |
| | Husey Wittaker | |
| 2012 | Riley Swanson | 2 |
| 2013 | Rashad Barksdale | 3 |
| | R.J. Roberts | |
| 2015 | James Harrell | 5 |
| 2016 | Cortez Stubbs | 3 |

FORCED FUMBLES

| Year | Player | # |
|------|------------------|---|
| 1987 | Craig Walls | 2 |
| 1988 | Earnest Adams | 2 |
| | Craig Walls | |
| 1989 | Cornelius Ross | 1 |
| | Aric Anderson | |
| 1990 | Karl Coles | 5 |
| 1991 | Lynn Bradford | 1 |
| | Brad Calip | |
| | Rawla Crawford | |
| | Thomas Monroe | |
| | Pat Sparduto | |
| | Dan Tarabella | |
| | Carl Watts | |
| 1992 | Andre Bowden | 2 |
| 1993 | Tracey Perkins | 3 |
| 1994 | Les Barley | 1 |
| | Eddie Brown | |
| | Dennis Dahlke | |
| | Jeral Jeffcoat | |
| | Travis Pearson | |
| | Tracy Sanders | |
| 1995 | Corey Dowden | 2 |
| | Joe March | |
| | Lawrence Samuels | |
| 1996 | Wayne Williams | 2 |
| 1997 | Les Barley | 1 |
| | Andre Bowden | |
| | Flint Flemming | |
| | Lynn Rowland | |
| | Willie Wyatt | |
| 1998 | Lynn Rowland | 4 |
| 1999 | Robert Goff | 4 |
| 2000 | Darion Connor | 3 |
| 2001 | Tommy Henry | 4 |
| 2002 | Keita Crispina | 4 |
| 2003 | Troy Wilson | 2 |
| 2004 | T.T. Toliver | 3 |



STORM ALL-TIME SEASON LEADERS

RUSHING ATTEMPTS

| | | | |
|-----|--------------------|------|----|
| 1. | McPherson, Adrian | 2013 | 90 |
| 2. | Bowden, Andre | 1993 | 81 |
| 3. | Marshall, Torrance | 2008 | 73 |
| 4. | Boltus, Jason | 2015 | 68 |
| 5. | Barley, Les | 1999 | 63 |
| 6. | Bradford, Lynn | 1991 | 61 |
| 7. | Bowden, Andre | 2000 | 59 |
| 8. | Marshall, Torrance | 2007 | 55 |
| 9. | McKinnon, Cedric | 1995 | 53 |
| 10. | Barley, Les | 1994 | 52 |

RUSHING YARDAGE

| | | | |
|-----|-------------------|------|-----|
| 1. | McPherson, Adrian | 2013 | 428 |
| 2. | Bowden, Andre | 1993 | 308 |
| 3. | Bradford, Lynn | 1991 | 261 |
| 4. | Barley, Les | 1998 | 232 |
| 5. | McKinnon, Cedric | 1995 | 222 |
| 6. | Barley, Les | 1997 | 183 |
| 7. | Pearson, Travis | 1994 | 175 |
| 8. | McKinnon, Cedric | 1996 | 166 |
| 9. | Boltus, Jason | 2015 | 164 |
| 10. | Bowden, Andre | 2000 | 156 |
| 11. | Barley, Les | 1994 | 147 |

RUSHING TOUCHDOWNS

| | | | |
|-----|--------------------|------|----|
| 1. | McPherson, Adrian | 2013 | 31 |
| 2. | Marshall, Torrance | 2008 | 23 |
| 3. | Wasil, Stephen | 2012 | 19 |
| 4. | Marshall, Torrance | 2007 | 17 |
| 5. | Hippeard, Randy | 2014 | 16 |
| 6. | Barley, Les | 1998 | 15 |
| 7. | Bowden, Andre | 1993 | 15 |
| 8. | Bowden, Andre | 2000 | 14 |
| 9. | McKinnon, Cedric | 1995 | 13 |
| 10. | Royal, Terrence | 2010 | 11 |
| 11. | White, David | 2003 | 11 |
| 12. | Barley, Les | 1999 | 11 |

YDS PER RUSH

| | | | |
|-----------------------------|-------------------|------|-----|
| (min. 3 att. per team game) | | | |
| 1. | McPherson, Adrian | 2013 | 4.8 |
| 2. | Pearson, Travis | 1994 | 4.6 |
| 3. | Bradford, Lynn | 1991 | 4.3 |
| 4. | Barley, Les | 1997 | 4.3 |
| 5. | McKinnon, Cedric | 1995 | 4.2 |
| 6. | Barley, Les | 1998 | 3.8 |
| 7. | Bowden, Andre | 1993 | 3.8 |
| 8. | Wright, Bo | 1991 | 3.7 |
| 9. | Bowden, Andre | 1991 | 3.5 |
| 10. | McKinnon, Cedric | 1996 | 3.4 |

PASS ATTEMPTS

| | | | |
|-----|-------------------|------|-----|
| 1. | Boltus, Jason | 2015 | 714 |
| 2. | Stafford, Shane | 2006 | 650 |
| 3. | Stafford, Shane | 2005 | 631 |
| 4. | Hippeard, Randy | 2014 | 596 |
| 5. | Dietz, Brett | 2008 | 586 |
| 6. | Dietz, Brett | 2010 | 572 |
| 7. | Kaleo, John | 2003 | 508 |
| 8. | Wasil, Stephen | 2012 | 489 |
| 9. | Gruđen, Jay | 1996 | 443 |
| 10. | Stafford, Shane | 2004 | 441 |
| 11. | Willis, Peter Tom | 1998 | 425 |

PASS COMPLETIONS

| | | | |
|-----|-------------------|------|-----|
| 1. | Boltus, Jason | 2015 | 408 |
| 1. | Stafford, Shane | 2006 | 408 |
| 3. | Stafford, Shane | 2005 | 405 |
| 4. | Dietz, Brett | 2008 | 377 |
| 5. | Dietz, Brett | 2010 | 373 |
| 6. | Hippeard, Randy | 2014 | 350 |
| 7. | Kaleo, John | 2003 | 316 |
| 8. | Wasil, Stephen | 2012 | 294 |
| 9. | Stafford, Shane | 2004 | 278 |
| 10. | Gruđen, Jay | 1996 | 274 |
| 11. | Willis, Peter Tom | 1998 | 255 |
| 12. | Willis, Peter Tom | 1999 | 238 |
| 13. | McPherson, Adrian | 2013 | 238 |

PASSING YARDAGE

| | | | |
|-----|-------------------|------|------|
| 1. | Dietz, Brett | 2010 | 5054 |
| 2. | Boltus, Jason | 2015 | 5025 |
| 3. | Stafford, Shane | 2006 | 4793 |
| 4. | Dietz, Brett | 2008 | 4574 |
| 5. | Stafford, Shane | 2005 | 4522 |
| 6. | Hippeard, Randy | 2014 | 4406 |
| 7. | Kaleo, John | 2003 | 4189 |
| 8. | Wasil, Stephen | 2012 | 3684 |
| 9. | Gruđen, Jay | 1996 | 3616 |
| 10. | Stafford, Shane | 2004 | 3418 |
| 11. | Willis, Peter Tom | 1998 | 3411 |
| 12. | Willis, Peter Tom | 1999 | 3233 |
| 13. | McPherson, Adrian | 2013 | 3151 |

PASS TOUCHDOWNS

| | | | |
|-----|-------------------|------|-----|
| 1. | Dietz, Brett | 2010 | 106 |
| 2. | Boltus, Jason | 2015 | 98 |
| 3. | Hippeard, Randy | 2014 | 93 |
| 4. | Dietz, Brett | 2008 | 86 |
| 4. | Stafford, Shane | 2006 | 86 |
| 6. | Stafford, Shane | 2005 | 83 |
| 7. | Kaleo, John | 2003 | 75 |
| 8. | Wasil, Stephen | 2012 | 71 |
| 9. | Gruđen, Jay | 1996 | 70 |
| 9. | Willis, Peter Tom | 1998 | 70 |
| 11. | Stafford, Shane | 2004 | 67 |
| 12. | Willis, Peter Tom | 1999 | 65 |
| 13. | Kaleo, John | 2001 | 59 |
| 14. | McPherson, Adrian | 2013 | 59 |

COMPLETION PCT.

| | | | |
|------------------------------|-------------------|------|------|
| (min. 14 att. per team game) | | | |
| 1. | Dietz, Brett | 2007 | 65.9 |
| 2. | Dietz, Brett | 2010 | 65.2 |
| 3. | Dietz, Brett | 2008 | 64.3 |
| 4. | Stafford, Shane | 2005 | 64.2 |
| 5. | Gruđen, Jay | 1991 | 63.8 |
| 6. | Stafford, Shane | 2004 | 63.0 |
| 7. | Stafford, Shane | 2002 | 62.8 |
| 8. | Stafford, Shane | 2006 | 62.8 |
| 9. | Zydniewski, Brian | 2011 | 62.3 |
| 10. | Kaleo, John | 2003 | 62.2 |
| 11. | Gruđen, Jay | 1996 | 61.9 |

PASSER RATING

| | | | |
|------------------------------|-------------------|------|-------|
| (min. 14 att. per team game) | | | |
| 1. | Dietz, Brett | 2010 | 121.2 |
| 2. | McPherson, Adrian | 2013 | 120.6 |
| 3. | Dietz, Brett | 2007 | 119.3 |
| 4. | Dietz, Brett | 2008 | 116.4 |
| 5. | Willis, Peter Tom | 1998 | 115.3 |
| 6. | Kaleo, John | 2003 | 114.5 |
| 7. | Gruđen, Jay | 1996 | 114.0 |
| 8. | Willis, Peter Tom | 1999 | 112.9 |
| 9. | Stafford, Shane | 2004 | 112.6 |
| 10. | Stafford, Shane | 2005 | 109.1 |

RECEPTIONS

| | | | |
|-----|--------------------|------|-----|
| 1. | Hills, Joe | 2013 | 133 |
| 2. | Rodriguez, Prechae | 2012 | 125 |
| 2. | Jackson, Amarri | 2011 | 125 |
| 2. | Whittaker, Huey | 2011 | 125 |
| 5. | Samuels, Lawrence | 2005 | 123 |
| 6. | Samuels, Lawrence | 2007 | 122 |
| 7. | Samuels, Lawrence | 2008 | 121 |
| 8. | Timmons, Tyrone | 2010 | 118 |
| 9. | Samuels, Lawrence | 2006 | 115 |
| 10. | Toliver, T.T. | 2016 | 114 |
| 10. | Edwards, Hank | 2010 | 114 |
| 12. | Toliver, T.T. | 2015 | 112 |
| 13. | Jackson, Amarri | 2014 | 110 |
| 14. | Solomon, Freddie | 2003 | 106 |
| 15. | Edwards, Hank | 2011 | 101 |
| 15. | Shaw, Terrill | 2007 | 101 |
| 17. | Hills, Joe | 2014 | 100 |
| 17. | LaFrance, George | 1996 | 100 |
| 18. | Toliver, T.T. | 2007 | 99 |

RECEIVING YARDAGE

| | | | |
|-----|--------------------|------|--------|
| 1. | Hills, Joe | 2013 | 1861 |
| 2. | Edwards, Hank | 2010 | 1749 |
| 3. | Rodriguez, Prechae | 2012 | 1653.4 |
| 4. | Jackson, Amarri | 2011 | 1619 |
| 5. | Toliver, T.T. | 2016 | 1578 |
| 6. | Solomon, Freddie | 2003 | 1552 |
| 7. | Toliver, T.T. | 2015 | 1536 |
| 8. | Samuels, Lawrence | 2005 | 1411 |
| 8. | Shaw, Terrill | 2007 | 1411 |
| 10. | Whittaker, Huey | 2011 | 1405 |
| 11. | Timmons, Tyrone | 2010 | 1383 |
| 12. | Edwards, Hank | 2008 | 1348 |
| 13. | Jackson, Amarri | 2014 | 1341 |
| 14. | Samuels, Lawrence | 2006 | 1306 |
| 15. | Edwards, Hank | 2011 | 1293 |
| 16. | LaFrance, George | 1996 | 1258 |
| 17. | Hills, Joe | 2014 | 1252 |

RECEIVING TOUCHDOWNS

| | | | |
|-----|--------------------|------|----|
| 1. | Hills, Joe | 2013 | 42 |
| 2. | Hills, Joe | 2014 | 38 |
| 3. | Timmons, Tyrone | 2010 | 37 |
| 4. | Edwards, Hank | 2010 | 36 |
| 5. | Toliver, T.T. | 2015 | 35 |
| 5. | Jackson, Amarri | 2011 | 35 |
| 5. | LaFrance, George | 1998 | 35 |
| 8. | Rodriguez, Prechae | 2012 | 32 |
| 8. | Solomon, Freddie | 2004 | 32 |
| 10. | LaFrance, George | 1996 | 30 |
| 11. | Whittaker, Huey | 2011 | 28 |
| 11. | Solomon, Freddie | 2003 | 28 |
| 11. | Edwards, Hank | 2008 | 28 |
| 14. | Bowden, James | 2015 | 27 |
| 15. | Gruđen, Jay | 2001 | 26 |
| 15. | Thomas, Stevie | 1992 | 26 |
| 17. | Toliver, T.T. | 2016 | 25 |
| 18. | Shaw, Terrill | 2007 | 24 |

YARDS PER RECEPTION

| | | | |
|-----------------------------|-------------------|------|------|
| (min. 2 rec. per team game) | | | |
| 1. | Williams, Alvin | 1989 | 19.6 |
| 2. | Thomas, Stevie | 1992 | 17.8 |
| 3. | Thomas, Stevie | 1993 | 17.4 |
| 4. | Hairston, Russell | 1987 | 16.8 |
| 4. | LaFrance, George | 1994 | 16.8 |
| 6. | Rubin, DeAndrew | 2010 | 15.9 |
| 6. | Edwards, Hank | 2008 | 15.9 |
| 8. | Edwards, Hank | 2010 | 15.3 |
| 8. | Howard, Anthony | 1991 | 15.3 |
| 8. | LaFrance, George | 1998 | 15.3 |

KICKOFF RETURN YARDS

| | | | |
|-----|-------------------|------|------|
| 1. | Lindsey, Michael | 2011 | 1745 |
| 2. | Lindsey, Michael | 2014 | 1665 |
| 3. | Lindsey, Michael | 2013 | 1537 |
| 4. | Ings, Kendrick | 2015 | 1435 |
| 5. | LaFrance, George | 1996 | 1282 |
| 6. | Bowden, James | 2001 | 1276 |
| 7. | Toliver, T.T. | 2004 | 1233 |
| 8. | Robinson, Sedrick | 2008 | 1199 |
| 9. | Lindsey, Michael | 2012 | 1052 |
| 10. | Solomon, Freddie | 2003 | 1038 |
| 11. | LaFrance, George | 1997 | 1024 |
| 12. | Bowden, James | 2000 | 844 |
| 13. | LaFrance, George | 1995 | 843 |
| 14. | LaFrance, George | 1994 | 815 |

MFG RETURN YARDAGE

| | | | |
|-----|--------------------|------|-----|
| 1. | LaFrance, George | 1998 | 427 |
| 2. | LaFrance, George | 1996 | 288 |
| 3. | LaFrance, George | 1995 | 267 |
| 4. | Calip, Brad | 1991 | 208 |
| 5. | Solomon, Freddie | 2003 | 192 |
| 6. | Cunningham, Melvin | 1999 | 177 |
| 7. | LaFrance, George | 1997 | 176 |
| 8. | Monroe, Thomas | 1990 | 167 |
| 9. | Brown, Eddie | 1993 | 164 |
| 10. | Thomas, Stevie | 1993 | 142 |

COMBINED RETURN YARDS

| | | | |
|-----|------------------|------|------|
| 1. | Lindsey, Michael | 2011 | 1808 |
| 2. | Lindsey, Michael | 2014 | 1679 |
| 3. | LaFrance, George | 1996 | 1570 |
| 4. | Lindsey, Michael | 2013 | 1537 |
| 5. | Ings, Kendrick | 2015 | 1435 |
| 6. | Bowden, James | 2001 | 1319 |
| 7. | Toliver, T.T. | 2004 | 1296 |
| 8. | Solomon, Freddie | 2003 | 1230 |
| 9. | LaFrance, George | 1997 | 1200 |
| 10. | LaFrance, George | 1998 | 1168 |
| 11. | LaFrance, George | 1995 | 1110 |

ALL-PURPOSE YARDS

| | | | |
|-----|--------------------|------|------|
| 1. | LaFrance, George | 1996 | 2828 |
| 2. | Solomon, Freddie | 2003 | 2805 |
| 3. | Bowden, James | 2001 | 2550 |
| 4. | Ings, Kendrick | 2015 | 2473 |
| 5. | Lindsey, Michael | 2013 | 2361 |
| 6. | LaFrance, George | 1997 | 2331 |
| 7. | Lindsey, Michael | 2011 | 2246 |
| 8. | Lindsey, Michael | 2014 | 2209 |
| 9. | LaFrance, George | 1998 | 2162 |
| 10. | Toliver, T.T. | 2004 | 2114 |
| 11. | LaFrance, George | 1995 | 2069 |
| 12. | Williams, Chandler | 2012 | 1930 |
| 13. | Edwards, Hank | 2010 | 1822 |
| 14. | Bowden, James | 2000 | 1806 |

POINTS SCORED (non-kicking)

| | | | |
|-----|--------------------|------|-----|
| 1. | Hills, Joe | 2013 | 262 |
| 2. | Hills, Joe | 2014 | 232 |
| 3. | Timmons, Tyrone | 2010 | 228 |
| 4. | Jackson, Amarri | 2011 | 218 |
| 5. | Toliver, T.T. | 2015 | 216 |
| 5. | Edwards, Hank | 2010 | 216 |
| 8. | LaFrance, George | 1998 | 216 |
| 8. | Solomon, Freddie | 2003 | 204 |
| 8. | Solomon, Freddie | 2004 | 204 |
| 10. | Rodriguez, Prechae | 2012 | 196 |
| 10. | LaFrance, George | 1996 | 196 |
| 11. | Bowden, James | 2001 | 184 |

POINTS SCORED (kicking)

| | | | |
|-----|--------------------|------|-----|
| 1. | George, Matt | 2005 | 148 |
| 2. | Marler, Seth | 2008 | 145 |
| 3. | Marler, Seth | 2007 | 141 |
| 4. | Bongarra, Juan | 2012 | 130 |
| 5. | Black, Mike | 2001 | 130 |
| 5. | Gramatica, Bill | 2006 | 130 |
| 7. | Huerkamp, Matt | 1999 | 124 |
| 8. | Nittmo, Bjorn | 1998 | 123 |
| 9. | Rivas, Garrett | 2010 | 120 |
| 10. | Cimadevilla, Jorge | 1995 | 108 |
| 11. | Black, Mike | 2002 | 107 |

EXTRA POINTS ATTEMPTED

| | | | |
|-----|--------------------|------|-----|
| 1. | Bongarra, Juan | 2012 | 135 |
| 2. | Marler, Seth | 2008 | 125 |
| 3. | Rivas, Garrett | 2010 | 123 |
| 4. | Gramatica, Bill | 2006 | 108 |
| 5. | George, Matt | 2005 | 106 |
| 6. | Marler, Seth | 2007 | 99 |
| 7. | Peterson, Craig | 2015 | 98 |
| 8. | Bongarra, Juan | 2013 | 94 |
| 9. | Chilton, Kyle | 2011 | 94 |
| 8. | Black, Mike | 2001 | 94 |
| 11. | Nittmo, Bjorn | 1998 | 93 |
| 12. | Cimadevilla, Jorge | 1996 | 89 |
| 13. | Huerkamp, Matt | 1999 | 87 |

EXTRA POINTS MADE

| | | | |
|----|-----------------|------|-----|
| 1. | Bongarra, Juan | 2012 | 116 |
| 2. | Marler, Seth | 2008 | 112 |
| 3. | Rivas, Garrett | 2010 | 105 |
| 4. | George, Matt | 2005 | 97 |
| 5. | Gramatica, Bill | 2006 | 94 |
| 6. | Marler, Seth | 2007 | 92 |
| 7. | Bongarra, Juan | 2013 | 91 |
| 7. | | | |



STORM ALL-TIME SINGLE GAME LEADERS

PASS COMPLETIONS

- 38 Shane Stafford: 5/6/06, at Columbus
- 36 Shane Stafford: 2/19/06, vs. Orlando (OT)
- 33 Brett Dietz: 5/15/10, at Bossier-Shreveport
- 32 Brett Dietz: 7/31/10, vs. Orlando
- 32 Shane Stafford: 2/25/05, at New Orleans (OT)
- 31 Jason Boltus: 7/18/15, at New Orleans
- 31 Randy Higginz: 4/19/14, at Orlando
- 31 Shane Stafford: 3/20/05, at Philadelphia
- 31 Scott Milanovich: 5/31/02, at Indiana
- 31 Brett Dietz: 3/29/08, at Philadelphia
- 11) 30 Jason Boltus: 5/23/16, vs. Cleveland
- 11) 30 Brett Dietz: 4/16/10, vs. Dallas
- 11) 30 Shane Stafford: 3/13/05, vs. Arizona

PASS ATTEMPTS

- 63 Shane Stafford: 5/6/06, at Columbus
- 55 Jason Boltus: 3/27/15, vs. Cleveland
- 54 Shane Stafford: 2/25/05, at New Orleans (OT)
- 52 Shane Stafford: 2/19/06, vs. Orlando (OT)
- 52 Scott Milanovich: 6/22/02, at Dallas (OT)
- 52 Jay Gruden: 7/1/94, at Orlando
- 51 John Kaleo: 7/1/04, vs. Orlando
- 49 Brett Dietz: 7/31/10, vs. Orlando
- 49 Pat O'Hara: 3/14/04, vs. New York
- 10) 47 Stephen Wasil: 4/6/12, at New Orleans
- 10) 47 Stephen Wasil: 3/16/12, vs. Georgia
- 10) 47 Scott Milanovich: 5/31/02, at Indiana

PASSING YARDS

- 458 Shane Stafford: 2/19/06, vs. Orlando (OT)
- 424 Shane Stafford: 2/25/06, vs. Austin
- 400 Brett Dietz: 3/29/08, at Philadelphia
- 398 Brett Dietz: 7/31/10, vs. Orlando
- 395 Brett Dietz: 5/15/10, at Bossier-Shreveport
- 391 Stephen Wasil: 7/21/12, at Spokane
- 387 Shane Stafford: 5/6/06, at Columbus
- 383 Jason Boltus: 3/27/15, vs. Cleveland
- 380 Randy Hippard: 4/19/14, at Orlando
- 10) 375 Nick Hill: 6/15/12, at Orlando

PASSING TOUCHDOWNS

- 10 Brett Dietz: 6/12/08, at San Jose
- 9 Randy Hippard: 4/19/14, at Orlando
- 9 Brett Dietz: 6/19/10, at Utah
- 9 Brett Dietz: 5/1/10, vs. Arizona
- 8 Jason Boltus: 5/23/16, vs. Cleveland
- 8 Jason Boltus: 5/16/15, at Orlando
- 8 Adrian McPherson: 3/30/13, vs. Cleveland
- 8 Brian Zbydniewski: 6/11/11, vs. Pittsburgh
- 8 Brett Dietz: 7/2/10, vs. Chicago
- 8 Brett Dietz: 5/25/10, vs. Bossier-Shreveport
- 8 Brett Dietz: 4/3/10, at Tulsa
- 8 Brett Dietz: 6/7/08, vs. Orlando
- 8 Brett Dietz: 6/2/07, at New Orleans
- 8 Brett Dietz: 5/18/07, vs. Arizona
- 8 Shane Stafford: 4/1/06, vs. Utah
- 8 Shane Stafford: 2/19/06, vs. Orlando (OT)
- 8 Shane Stafford: 1/30/05, vs. San Jose
- 8 Shane Stafford: 5/9/04, vs. Los Angeles
- 8 Shane Stafford: 2/13/04, vs. Georgia
- 8 John Kaleo: 3/28/03, vs. Arizona
- 8 John Kaleo: 5/27/01, at Grand Rapids
- 8 John Kaleo: 6/24/00, at Grand Rapids
- 8 Jay Gruden: 7/18/92, vs. Albany

COMPLETION PERCENTAGE (min. 20 attempts)

- 90.9 Adrian McPherson: 5/18/13, at Pittsburgh
- 90.0 Jay Gruden: 7/18/92, vs. Albany
- 89.6 Brett Dietz: 7/02/10, vs. Chicago
- 89.2 Brett Dietz: 4/13/08, vs. Arizona
- 89.1 Adrian McPherson: 5/18/13, at Pittsburgh
- 88.6 Brett Dietz: 6/25/10, vs. Bossier-Shreveport
- 88.3 John Kaleo: 5/04/00, vs. Carolina
- 88.1 Brett Dietz: 5/06/07, at Austin
- 88.0 Shane Stafford: 1/30/05, vs. San Jose
- 87.9 Grant Gregory: 4/15/11, at Philadelphia
- 87.3 Peter Tom Willis: 7/03/98, at Houston
- 87.3 Peter Tom Willis: 7/17/99, vs. New Jersey

PASSER RATING (min. 20 attempts)

- 157.1 Jay Gruden: 7/18/92, vs. Albany
- 155.3 John Kaleo: 3/02/03, vs. Detroit
- 154.4 Brett Dietz: 7/02/10, vs. Chicago
- 152.0 Brett Dietz: 4/13/08, vs. Arizona
- 151.7 Adrian McPherson: 5/18/13, at Pittsburgh
- 151.1 Brett Dietz: 6/25/10, vs. Bossier-Shreveport
- 150.0 John Kaleo: 5/04/00, vs. Carolina
- 149.3 Brett Dietz: 6/02/07, at New Orleans
- 149.0 John Kaleo: 6/03/00, vs. Florida
- 148.1 Brett Dietz: 5/15/10, at Bossier-Shreveport

RECEPTIONS

- 17 DeAndrew Rubin: 7/31/10, vs. Orlando
- 16 Joe Hills: 4/6/13, at Utah
- 15 Greg Ellingson: 3/23/13, vs. Jacksonville
- 15 Huey Whittaker: 4/23/11, vs. Dallas
- 15 Lawrence Samuels: 2/19/06, vs. Orlando (OT)
- 15 James Bowden: 6/1/01, vs. Carolina (OT)
- 14 Julius Gregory: 6/8/15, at Orlando
- 14 Chandler Williams: 3/30/12, vs. Jacksonville
- 14 Amari Jackson: 6/25/11, at Jacksonville
- 14 Amari Jackson: 5/13/11, vs. Kansas City
- 14 Hank Edwards: 6/19/10, at Utah
- 14 Freddie Solomon: 5/6/06, at Columbus
- 14 Freddie Solomon: 5/18/03, at Georgia

RECEIVING YARDS

- 259 Joe Hills: 4/6/13, at Utah
- 245 DeAndrew Rubin: 7/31/10, vs. Orlando
- 220 Amari Jackson: 6/15/12, at Orlando
- 215 Joe Hills: 7/21/12, Spokane
- 209 Hank Edwards: 6/25/10, vs. Bossier-Shreveport
- 199 Stevie Thomas: 6/27/92, at Dallas
- 195 Hank Edwards: 6/19/10, at Utah
- 193 Huey Whittaker: 4/23/11, vs. Dallas
- 190 James Bowden: 6/10/01, at Orlando
- 188 Hank Edwards: 3/16/08, at New Orleans

RECEIVING TOUCHDOWNS

- 7 George LaFrance: 5/16/98, vs. Houston
- 5 Joe Hills: 5/3/14, vs. Portland
- 5 T.T. Toliver: 4/19/14, at Orlando
- 5 Amari Jackson: 3/29/14, vs. Orlando
- 5 Joe Hills: 4/27/13, at Spokane
- 5 Joe Hills: 4/6/13, at Utah
- 5 Prechae Rodriguez: 4/6/12, at New Orleans
- 5 Amari Jackson: 6/17/11, vs. Orlando
- 5 Huey Whittaker: 4/23/11, vs. Dallas
- 5 Tyrone Timmons: 6/25/10, vs. Bossier-Shreveport
- 5 Hank Edwards: 6/19/10, at Utah
- 5 DeAndrew Rubin: 5/1/10, vs. Arizona
- 5 Tyrone Timmons: 4/3/10, at Tulsa
- 5 Hank Edwards: 6/14/08, at San Jose
- 5 Hank Edwards: 3/16/08, at New Orleans
- 5 Freddie Solomon: 2/13/04, vs. Georgia
- 5 Gunnard Twyman: 7/7/01, vs. Houston
- 5 James Bowden: 5/27/01, at Grand Rapids
- 5 George LaFrance: 5/11/96, vs. Texas

YARDS PER RECEPTION (min. 3 receptions)

- 30.4 George LaFrance: 07/21/95, vs. Connecticut
- 30.3 Freddie Solomon: 05/11/03, vs. San Jose
- 29.7 Stevie Thomas: 07/09/93, at Charlotte
- 29.5 George LaFrance: 05/30/98, at New Jersey
- 27.3 Freddie Solomon: 03/29/03, vs. Arizona
- 26.9 Joe Hills: 7/21/12, at Spokane
- 26.7 Lawrence Samuels: 02/25/06, vs. Austin
- 26.3 Wayne Walker: 07/12/97, vs. Anaheim
- 25.3 Jeff Mayes: 07/19/91, at Denver
- 25.3 Lawrence Samuels: 05/25/00, at Iowa
- 25.3 Stevie Thomas: 06/20/92, vs. Cleveland

RUSHING ATTEMPTS

- 16 Adrian McPherson: 4/27/13, at Spokane
- 14 Lynn Bradford: 6/22/91, vs. Dallas
- 13 Torrance Marshall: 4/7/07, vs. New Orleans
- 12 Andre Bowden: 5/31/93, at Miami
- 11 Adrian McPherson: 5/25/13, vs. Philadelphia
- 11 Cedric McKinnon: 6/15/96, at Anaheim
- 11 Travis Pearson: 7/18/94, at Fort Worth
- 10 Adrian McPherson: 3/23/13, vs. Jacksonville
- 10 Stephen Wasil: 7/21 at Spokane
- 10 Stephen Wasil: 7/14 vs. New Orleans (OT)
- 10 Torrance Marshall: 5/16/08 at Grand Rapids
- 10 Shane Stafford: 1/30/05, vs. San Jose
- 10 Torrance Marshall: 3/31/07, at San Jose
- 10 Rodney Filer: 3/17/07, vs. Georgia
- 10 Cedrick McKinnon: 8/4/05
- 10 Ivan Caesar: 6/02/95
- 10 Les Barley: 6/25/94
- 10 Andre Bowden: 5/15/93

RUSHING YARDS

- 72 Andre Bowden: 6/29/91, vs. Albany
- 69 Lynn Bradford: 6/15/91, at New Orleans
- 68 Travis Pearson: 6/25/94, vs. Miami
- 58 Adrian McPherson: 3/23/13, vs. Jacksonville
- 58 Cedric McKinnon: 7/1/95, vs. Memphis
- 54 Ivan Caesar: 5/13/95, at Miami
- 51 Adrian McPherson: 4/27/13, at Spokane
- 51 Cedric McKinnon: 5/18/96, vs. Orlando
- 48 Adrian McPherson: 5/25/13, vs. Philadelphia
- 48 Lynn Bradford: 6/29/91, vs. Albany
- 47 Hank Edwards: 6/1/13, at Iowa
- 46 Adrian McPherson: 4/13/13, vs. San Antonio
- 45 Lynn Bradford: 6/8/91, at Columbus
- 44 Lynn Bradford: 6/22/91, vs. Dallas
- 43 Rodney Filer: 3/17/07, vs. Georgia
- 43 Les Barley: 8/1/98, at Grand Rapids

RUSHING TOUCHDOWNS

- 15 Adrian McPherson: 3/23/13, vs. Jacksonville
- 4 Adrian McPherson: 5/4/13, vs. New Orleans
- 4 Torrance Marshall: 3/1/08, at Kansas
- 4 Torrance Marshall: 5/21/08, at Georgia
- 4 Rodney Filer: 3/17/07, vs. Georgia
- 4 Andre Bowden: 4/11/03, at Carolina (OT)
- 4 Andre Bowden: 7/7/01, vs. Houston
- 4 Andre Bowden: 7/26/97, vs. Florida
- 4 Andre Bowden: 7/12/97, vs. Anaheim
- 4 Cedric McKinnon: 8/4/95, at Milwaukee

YARDS PER RUSH (min. 3 rushing attempts)

- 13.6 Travis Pearson: 06/25/94, vs. Miami
- 11.6 Cedric McKinnon: 07/01/95, vs. Memphis
- 10.3 Les Barley: 08/02/97, at San Jose
- 10.0 Doug Landry: 07/11/92, at Arizona
- 10.0 George LaFrance: 08/13/94, vs. Orlando
- 9.0 Vick Hill: 6/23/12, vs. San Antonio
- 9.0 Andre Bowden: 06/29/91, vs. Albany
- 9.0 Ivan Caesar: 05/13/95, at Miami
- 9.0 DeAndrew Rubin: 5/1/10, vs. New York
- 8.7 Ivan Caesar: 05/27/95, vs. Charlotte

SACKS

- 4.5 Jarriett Bue: 6/17/11, vs. Orlando
- 4.5 Craig Walls: 7/17/87, vs. Denver
- 4.0 Cliff Dukes: 3/11/11, at New Orleans
- 4.0 Tim McGill: 4/15/11, at Philadelphia
- 4.0 Jermaine Smith: 6/25/10, vs. Bossier-Shreveport
- 4.0 Andre Bowden: 5/1/98, at San Jose
- 2.5 Cliff Dukes: 5/20/11, at Spokane
- 2.5 Darion Connor: 7/1/00, vs. Orlando
- 2.0 35 tied - Last James Gordon: 5/13/16, at Orlando

PASS BREAKUPS

- 11 Tommy Henry: 06/03/00, vs. Florida
- 6 Alfred Phillips: 6/12/15, vs. Jacksonville
- 6 Erick McIntosh: 4/30/12, vs. Kansas City
- 5 13 tied

TACKLES

- 14.5 Jonathan Ordway: 4/30/05, vs. New Orleans
- 14.0 Jamie Coleman: 5/4/01, at Milwaukee
- 13.5 Jean Favor: 6/7/14, vs. Philadelphia
- 13.5 Traco Rachal: 5/31/08, at Georgia
- 12.5 Erick McIntosh: 5/20/11 at Spokane
- 12.5 Daryon Brutley: 5/28/10, at Orlando
- 12.5 Traco Rachal: 5/9/08, vs. New Orleans
- 12.5 Jerrod Johnson: 3/7/08, vs. Georgia
- 12.5 Tramin Jones: 2/25/05, at New Orleans (OT)
- 12.0 Antoine Worthman: 7/8/00, vs. Milwaukee
- 12.0 Jerry Woods: 7/24/93, vs. Albany

INTERCEPTIONS

- 3 Johnnie Harris: 6/12/98, at Orlando
- 3 Latrod Garner: 8/13/94, vs. Orlando
- 3 Reggie Berry: 7/11/92, at Arizona
- 4 234 tied - Last J. Harrell: 5/30/15, vs. New Orleans

FORCED FUMBLES

- 13 Deonte Bolden: 4/13/12, vs. Cleveland
- 13 Michael Lindsey: 5/3/14, vs. Portland
- 12 Nelson Frisner: 5/26/12, vs. Milwaukee
- 12 Jermaine Smith: 6/25/10, vs. Bossier-Shreveport
- 12 Tim McGill: 04/18/08, vs. New York
- 12 Tim McGill: 06/16/07, at Grand Rapids
- 12 John Williams: 07/20/02, vs. Georgia especially
- 12 Lawrence Samuels: 05/10/02, vs. Chicago
- 12 Keita Crespinia: 04/20/02, vs. Toronto
- 12 Tommy Henry: 05/18/01, at Detroit
- 12 Tommy Henry: 05/12/01, vs. Toronto
- 12 Robert Goff: 05/18/00, vs. New Jersey
- 12 Nyle Wren: 07/02/99, at Buffalo
- 12 Stevie Thomas: 06/25/99, at Florida
- 12 Lynn Rowland: 06/20/98, vs. Albany
- 12 Karl Coles: 06/22/90, vs. Washington

OPPOSITION FUMBLE RECOVERIES

- 12 De Audra Dix: 5/3/14, vs. Portland
- 12 Cliff Dukes: 5/20/11, at Spokane
- 12 Torrance Marshall: 3/1/08, at Kansas
- 12 Jerrod Johnson: 06/16/07, at Grand Rapids
- 12 Mark Word: 03/23/07, vs. New York
- 12 Lawrence Samuels: 04/15/06, at Austin
- 12 Lawrence Samuels: 05/22/05, at Columbus
- 12 Anthony Derricks: 04/02/05, vs. Georgia
- 12 Omar Smith: 02/17/03, at Las Vegas (OT)
- 12 Sir Wilson: 05/18/01, at Detroit
- 12 Antoine Worthman: 07/01/00, vs. Orlando
- 12 Antoine Worthman: 06/24/00, at Grand Rapids
- 12 Antoine Worthman: 05/18/00, vs. New Jersey
- 12 Andre Bowden: 05/15/99, vs. Florida
- 12 Lawrence Samuels: 05/30/98, at New Jersey
- 12 Bo Wright: 07/27/91, at Orlando
- 12 Jeff Mayes: 06/08/91, at Columbus

EXTRA POINTS MADE

- 10 Craig Camy: 4/27/13, at Spokane
- 10 Juan Bongarra: 6/29/12, vs. Philadelphia
- 10 Garret Rivas: 6/25/10, vs. Bossier-Shreveport
- 10 Seth Marler: 6/14/2008, Tampa Bay at San Jose
- 10 Matt George: 5/22/2005, Tampa Bay at Columbus
- 10 Mike Black: 7/7/2001, Tampa Bay vs. Houston
- 10 Bjorn Nittrmo: 5/30/1998, Tampa Bay at New Jersey
- 8) 9 28 tied - Last Delbert Alvarado: 5/29/16, vs. Arizona

EXTRA POINTS ATTEMPTED

- 11 Juan Bongarra: 4/6/13, at Utah
- 11 Garret Rivas: 6/25/10, vs. Bossier-Shreveport
- 11 Matt George: 5/22/05, at Columbus
- 11 Matt Huerkamp: 6/3/00, vs. Florida
- 5) 10 13 tied - Last C. Camy: 4/27/13, at Spokane

MOST EXTRA POINTS MADE WITHOUT A MISS

- 10 Craig Camy: 4/27/13, at Spokane
- 10 Juan Bongarra: 6/29/12, vs. Philadelphia
- 10 Seth Marler: 6/14/2008, Tampa Bay at San Jose
- 10 Bjorn Nittrmo: 05/30/1998, Tampa Bay at New Jersey
- 10 Mike Black: 07/07/2001, Tampa Bay vs. Houston
- 9) 24 tied - Last Delbert Alvarado: 5/29/16, vs. Arizona

FIELD GOALS MADE

- 14 Matt George: 4/30/05, vs. New Orleans
- 13 Ian Howfield: 2/23/03, at Grand Rapids
- 13 Mike Black: 7/1/01, vs. Orlando
- 13 Mike Black: 6/10/01, at Orlando
- 13 Justin Skinner: 5/12/00, at Orlando
- 13 Matt Huerkamp: 5/28/99, at Nashville
- 13 Bjorn Nittrmo: 5/30/98, at New Jersey
- 13 Bjorn Nittrmo: 5/23/98, at Florida
- 9) 25 tied Last G. Rivas: 6/11/10, at Alabama

FIELD GOALS ATTEMPTED

- 19 Rusty Fricke: 7/14/90, vs. Albany
- 6 Jay Feely: 4/22/00, at Florida
- 6 Rusty Fricke: 7/28/89, vs. Detroit
- 4) 5 10 tied

MOST FIELD GOALS MADE WITHOUT A MISS

- 4 Matt George: 04/30/05, vs. New Orleans
- 3 Mike Black: 06/10/01, at Orlando
- 3 Ian Howfield: 02/23/03, at Grand Rapids
- 4 20 tied

KICKOFF RETURN YARDS

- 1774 T.T. Toliver: 7/20/02, vs. Georgia (OT)
- 229 James Bowden: 4/14/01, vs. Florida
- 218 T.T. Toliver: 4/18/04, vs. Austin (OT)
- 209 Michael Lindsey: 7/14/12, vs. New Orleans (OT)
- 208 Sedrick Robinson: 6/14/08, at San Jose
- 205 Demetris Bendross: 5/13/06, at Nashville
- 195 James Bowden: 7/21/00, at Carolina
- 185 Michael Lindsey: 7/13/13, at San Antonio
- 185 Chandler Williams: 5/26/12, vs. Milwaukee
- 182 Michael Lindsey: 5/25/13, vs. Philadelphia
- 119 Michael Lindsey: 3/27/11, vs. Cleveland
- 178 Kendrick Ings: 5/22/15, vs. Philadelphia
- 174 Kendrick Ings: 7/31/16, at Jacksonville

MISSED FIELD GOAL RETURN YARDS

- 96 George LaFrance: 05/23/98, at Florida
- 80 Eddie Brown: 06/26/93, at Albany
- 75 George LaFrance: 05/16/98, vs. Houston
- 74 Brad Calip: 07/13/91, vs. Denver
- 68 Stevie Thomas: 07/25/92, at New Orleans
- 66 George LaFrance: 06/22/96, at Memphis
- 64 James Bowden: 06/03/00, at Florida
- 60 Brad Calip: 06/08/91, at Columbus
- 58 Thomas Monroe: 06/22/90, vs. Washington
- 56 Stevie Thomas: 05/15/93, vs. Cleveland

COMBINED RETURN YARDS

- 317 T.T. Toliver: 7/20/02, vs. Georgia
- 242 Demetris Bendross: 5/13/06, at Nashville
- 241 James Bowden: 4/14/01, vs. Florida
- 218 T.T. Toliver: 4/18/04, vs. Austin
- 209 Michael Lindsey: 7/14/12, New Orleans
- 208 Sedrick Robinson: 6/14/08, at San Jose
- 196 Michael Lindsey: 6/1/13, at Iowa
- 195 James Bowden: 7/21/00, at Carolina
- 190 George LaFrance: 5/18/96, vs. Orlando
- 185 Michael Lindsey: 7/13/13, at San Antonio
- 185 Chandler Williams:
- 179 Michael Lindsey: 3/27/11, vs. Cleveland
- 178 Kendrick Ings: 5/22/15, vs. Philadelphia

ALL-PURPOSE YARDS

- 345 James Bowden: 6/3/2000, vs. Florida
- 338 James Bowden: 4/14/2001, vs. Florida
- 318 James Bowden: 6/10/2001, at Orlando
- 317 T.T. Toliver: 7/20/2002, vs. Georgia (OT)
- 311 James Bowden: 5/27/2001, at Grand Rapids
- 302
- 300 James Bowden: 6/1/2001, vs. Carolina (OT)
- 297
- 285 Sedrick Robinson: 5/15/10 at Bossier-Shreveport
- 283 James Bowden: 5/18/2000, vs. New Jersey
- 282 Kendrick Ings: 4/24/15, at Cleveland
- 282 Demetris Bendross: 3/12/2006, vs. Dallas
- 281 George LaFrance: 6/2/1995, at Las Vegas
- 275 James Bowden: 7/21/2000, at Carolina

SCORING (kicking)

- 19 Bjorn Nittrmo: 5/20/98, at New Jersey
- 17 Matt George: 04/20/05, vs. New Orleans
- 15 Seth Marler: 03/7/08, vs. Georgia
- 15 Seth Marler: 06/16/07, at Grand Rapids
- 15 Bill Gramatica: 03/05/06, at Kansas City
- 15 Jorge Cimadevilla: 06/02/95, at Las Vegas
- 14 Ian Howfield: 02/23/03, at Grand Rapids
- 14 Matt Huerkamp: 06/24/00, at Grand Rapids
- 14 Bjorn Nittrmo: 05/23/98, at Florida
- 14 Paul Hickert: 07/27/91, at Orlando
- 10) 13 tied Last J. Bongarra: 6/29/12, vs. Philadelphia

STORM RECORDS

5 TIME ARENA BOWL CHAMPIONS



STORM ALL-TIME VS. AFL TEAM - OVERALL (REGULAR, POST)

Alabama Vipers - 2-0 (2-0, 0-0)

| Date | H/A | TAM | ALA | W or L |
|---------|-----|-----|-----|--------|
| 7/27/10 | H | 53 | 29 | W |
| 6/11/10 | A | 61 | 55 | W |

Anaheim Piranhas - 4-2 (3-2, 1-0)

| Date | H/A | TAM | ANA | W or L |
|-----------|-----|-----|-----|--------|
| 7/12/97 | H | 68 | 43 | W |
| 8/9/1996* | H | 30 | 16 | W |
| 6/15/96 | A | 34 | 28 | W |
| 6/24/95* | H | 37 | 38 | L |
| 6/2/95* | A | 69 | 55 | W |
| 8/6/94* | A | 58 | 63 | L |

* Known as Las Vegas Sting
* Playoff game

Arizona Rattlers - 10-8 (8-7, 2-1)

| Date | H/A | TAM | ARZ | W or L |
|----------|-----|-----|-----|--------|
| 5/29/16 | H | 63 | 56 | W |
| 4/16/16 | A | 27 | 60 | L |
| 6/6/15 | A | 46 | 69 | L |
| 5/1/10 | H | 62 | 61 | W |
| 4/13/08 | H | 62 | 63 | L |
| 5/18/07 | H | 59 | 50 | W |
| 3/13/05 | H | 59 | 56 | W |
| 6/22/03* | H | 43 | 29 | W |
| 3/28/03 | H | 68 | 39 | W |
| 6/15/01 | H | 49 | 55 | L |
| 6/19/99 | H | 41 | 60 | L |
| 8/16/97* | A | 46 | 49 | L |
| 5/4/97 | A | 42 | 30 | W |
| 8/16/96* | H | 55 | 54 | W |
| 7/27/96 | H | 69 | 48 | W |
| 7/30/94 | A | 21 | 48 | L |
| 6/12/93 | A | 63 | 33 | W |
| 7/11/92 | A | 59 | 28 | W |

* Playoff game

Austin Wranglers - 6-2 (6-2, 0-0)

| DATE | H/A | TAM | AUS | W or L |
|---------|-----|-----|-----|--------|
| 6/23/07 | H | 55 | 51 | W |
| 5/6/07 | A | 66 | 45 | W |
| 4/15/06 | A | 59 | 60 | L |
| 2/25/06 | H | 58 | 48 | W |
| 4/17/05 | A | 54 | 42 | W |
| 2/6/05 | H | 62 | 45 | W |
| 4/18/04 | H | 58 | 52 | W |
| 2/22/04 | A | 48 | 56 | L |

Bossier-Shreveport Battle Wings - 2-0 (2-0, 0-0)

| Date | H/A | TAM | BSB | W or L |
|---------|-----|-----|-----|--------|
| 6/25/10 | H | 78 | 39 | W |
| 5/15/10 | A | 48 | 44 | W |

Carolina Cobras - 5-3 (5-3, 0-0)

| Date | H/A | TAM | CAR | W or L |
|---------|-----|-----|-----|--------|
| 3/21/04 | A | 43 | 54 | L |
| 4/11/03 | A | 45 | 38 | W |
| 1/31/03 | H | 60 | 20 | W |
| 5/25/02 | H | 45 | 49 | L |
| 5/4/02 | A | 36 | 46 | L |
| 6/1/01 | H | 58 | 51 | W |
| 7/21/00 | A | 72 | 69 | W |
| 5/4/00 | H | 50 | 29 | W |

Charlotte Rage - 4-3 (4-3, 0-0)

| Date | H/A | TAM | CHA | W or L |
|---------|-----|-----|-----|--------|
| 6/29/96 | H | 53 | 66 | L |
| 5/27/95 | H | 34 | 16 | W |
| 5/21/94 | H | 39 | 44 | L |
| 7/9/93 | A | 38 | 40 | L |
| 6/5/93 | H | 52 | 19 | W |
| 8/1/92 | H | 39 | 32 | W |
| 6/12/92 | A | 39 | 37 | W |

Chicago Bruisers - 3-2 (3-2, 0-0)

| Date | H/A | TAM | CHI | W or L |
|----------|-----|-----|-----|--------|
| 7/22/89# | N | 47 | 38 | W |
| 6/24/88# | H | 47 | 54 | L |
| 6/20/88# | A | 25 | 46 | L |
| 7/2/87# | H | 49 | 14 | W |

6/26/87# A 60 23 W

Tampa Bay Known as Pittsburg Gladiators

Chicago Rush - 2-4 (2-4, 0-0)

| Date | H/A | TAM | CHI | W or L |
|---------|-----|-----|-----|--------|
| 6/22/13 | H | 49 | 50 | L |
| 3/10/12 | A | 48 | 70 | L |
| 7/2/10 | H | 68 | 60 | W |
| 5/5/08 | H | 46 | 51 | L |
| 4/11/04 | A | 36 | 51 | L |
| 5/10/02 | H | 66 | 53 | W |

Cincinnati Rockers - 2-0 (1-0, 1-0)

| Date | H/A | TAM | CIN | W or L |
|-----------|-----|-----|-----|--------|
| 7/3/93 | H | 61 | 51 | W |
| 8/8/1992* | H | 41 | 36 | W |

* Playoff game

Cleveland Gladiators - 9-11 (8-11, 1-0)

| Date | H/A | TAM | CLE | W or L |
|-------------|-----|-----|-----|--------|
| 5/23/16 | H | 63 | 70 | L |
| 4/9/16 | A | 29 | 41 | L |
| 6/19/15 | A | 52 | 48 | W |
| 4/24/15 | A | 54 | 62 | L |
| 3/27/15 | H | 44 | 60 | L |
| 7/26/14 | H | 49 | 56 | L |
| 6/27/14 | A | 41 | 48 | L |
| 3/30/13 | H | 69 | 47 | W |
| 5/19/12 | A | 34 | 54 | L |
| 4/13/12 | H | 69 | 48 | W |
| 3/27/11 | H | 26 | 66 | L |
| 5/23/08 | H | 58 | 48 | W |
| 2/17/03* | A | 55 | 61 | L |
| 6/14/02* | H | 33 | 55 | L |
| 7/21/01* | H | 44 | 41 | W |
| 5/18/00# | H | 40 | 26 | W |
| 7/17/99# | H | 55 | 31 | W |
| 8/14/1998*# | H | 49 | 23 | W |
| 5/30/98# | A | 81 | 42 | W |
| 6/14/97# | H | 28 | 44 | L |

* Known as Las Vegas Gladiators

+ Known as New Jersey Gladiators

Known as New Jersey Red Dogs

* Playoff Game

Colorado Crush - 0-1 (0-1, 0-0)

| Date | H/A | TAM | COL | W or L |
|---------|-----|-----|-----|--------|
| 4/20/03 | H | 45 | 49 | L |

Columbus Destroyers - 5-3 (5-2, 0-1)

| Date | H/A | TAM | CLB | W or L |
|----------|-----|-----|-----|--------|
| 4/5/08 | A | 49 | 51 | L |
| 6/30/07* | H | 55 | 56 | L |
| 4/29/07 | H | 34 | 32 | W |
| 5/6/06 | A | 48 | 51 | L |
| 5/22/05 | A | 78 | 53 | W |
| 4/25/04 | A | 46 | 36 | W |
| 3/8/03* | H | 52 | 27 | W |
| 7/2/99* | A | 59 | 14 | W |

* Known as Buffalo Destroyers

Cleveland Thunderbolts - 5-0 (5-0, 0-0)

| Date | H/A | TAM | CLF | W or L |
|---------|-----|-----|-----|--------|
| 6/11/94 | A | 40 | 33 | W |
| 7/30/93 | A | 50 | 13 | W |
| 5/15/93 | H | 50 | 14 | W |
| 6/20/92 | H | 35 | 24 | W |
| 6/8/91* | A | 53 | 12 | W |

* Known as Columbus Thunderbolts

Connecticut Coyotes - 2-0 (2-0, 0-0)

| Date | H/A | TAM | CON | W or L |
|---------|-----|-----|-----|--------|
| 7/21/95 | H | 60 | 32 | W |
| 7/8/95 | A | 38 | 32 | W |

Dallas Desperados - 2-3 (2-3, 0-0)

| Date | H/A | TAM | DAL | W or L |
|---------|-----|-----|-----|--------|
| 3/10/07 | A | 40 | 59 | L |
| 3/12/06 | H | 35 | 64 | L |
| 5/30/04 | A | 59 | 57 | W |
| 5/4/03 | A | 67 | 64 | L |
| 6/22/02 | A | 56 | 62 | W |

Dallas Texans - 3-0 (3-0, 0-0)

| Date | H/A | TAM | DAL | W or L |
|----------|-----|-----|-----|--------|
| 6/27/92 | A | 49 | 37 | W |
| 6/22/91 | H | 56 | 48 | W |
| 6/16/90* | A | 35 | 40 | L |

Tampa Bay Known as Pittsburg Gladiators

Dallas Vigilantes - 2-1 (2-1, 0-0)

| Date | H/A | TAM | DAL | W or L |
|---------|-----|-----|-----|--------|
| 4/23/11 | H | 61 | 67 | L |
| 7/9/10 | A | 56 | 34 | W |
| 4/16/10 | H | 54 | 41 | W |

Denver Dynamite - 5-5 (3-4, 2-1)

| Date | H/A | TAM | DEN | W or L |
|------------|-----|-----|-----|--------|
| 8/9/1991* | A | 40 | 13 | W |
| 7/19/91 | A | 34 | 51 | L |
| 7/13/91 | H | 30 | 13 | W |
| 7/6/90# | A | 29 | 38 | L |
| 6/29/90# | H | 45 | 47 | L |
| 8/12/89*# | N | 39 | 37 | W |
| 7/14/89# | H | 28 | 18 | W |
| 8/1/1987*# | H | 16 | 45 | L |
| 7/17/87# | H | 31 | 32 | L |
| 7/11/87# | A | 49 | 32 | W |

* Playoff Game

Tampa Bay Known as Pittsburg Gladiators

Detroit Drive - 5-9 (3-5, 2-4)

| Date | H/A | TAM | DFT | W or L |
|----------|-----|-----|-----|--------|
| 8/20/94* | A | 51 | 58 | L |
| 7/23/94* | H | 51 | 50 | W |
| 8/21/93* | A | 51 | 31 | W |
| 8/17/91* | A | 48 | 42 | W |
| 7/8/91 | A | 38 | 29 | W |
| 8/6/90* | A | 30 | 61 | L |
| 7/27/90 | A | 33 | 40 | L |
| 6/6/90 | H | 35 | 43 | L |
| 8/18/89* | A | 26 | 39 | L |
| 7/28/89 | N | 34 | 61 | L |
| 7/22/88* | A | 25 | 34 | L |
| 7/1/88 | H | 9 | 28 | L |
| 6/2/88 | A | 25 | 30 | L |
| 4/28/88 | A | 57 | 51 | W |

* Playoff Game

* Known as Massachusetts Marauders

Detroit Fury - 4-0 (3-0, 1-0)

| Date | H/A | TAM | DFT | W or L |
|------------|-----|-----|-----|--------|
| 5/31/2003* | H | 52 | 48 | W |
| 3/2/03 | H | 62 | 60 | W |
| 7/13/02 | A | 49 | 47 | W |
| 5/18/01 | A | 41 | 14 | W |

* Playoff Game

Florida Bobcats - 16-1 (16-1, 0-0)

| Date | H/A | TAM | FLA | W or L |
|----------|-----|-----|-----|--------|
| 6/25/01 | A | 67 | 55 | W |
| 4/14/01 | H | 63 | 41 | W |
| 6/3/00 | H | 77 | 26 | W |
| 4/22/00 | A | 30 | 31 | L |
| 6/25/99 | A | 57 | 35 | W |
| 5/15/99 | H | 43 | 12 | W |
| 7/12/98 | H | 59 | 18 | W |
| 5/23/98 | A | 44 | 29 | W |
| 7/26/97 | H | 48 | 22 | W |
| 5/10/97 | H | 38 | 19 | W |
| 7/6/96 | A | 39 | 36 | W |
| 6/8/96 | H | 55 | 47 | W |
| 6/10/95* | H | 54 | 7 | W |
| 5/13/95* | A | 58 | 43 | W |
| 6/25/94* | H | 47 | 32 | W |
| 7/17/93* | H | 65 | 46 | W |
| 5/31/93* | A | 29 | 22 | W |

* Known as Miami Hooters

+ Also known as Sacramento Attack - 1992

Ft. Worth Calvary - 2-0 (2-0, 0-0)

| Date | H/A | TAM | FW | W or L |
|---------|-----|-----|----|--------|
| 7/18/94 | A | 53 | 43 | W |
| 6/3/94 | H | 58 | 45 | W |

Georgia Force - 9-10 (9-9, 0-1)

| Date | H/A | TAM | GEO | W or L |
|-----------|-----|-----|-----|--------|
| 5/12/12</ | | | | |



STORM ALL-TIME VS. AFL TEAM – OVERALL (REGULAR, POST)

| Date | H/A | TAM | PHI | W or L |
|----------|-----|-----|-----|--------|
| 8/7/99* | H | 19 | 41 | L |
| 7/11/99 | H | 47 | 28 | W |
| 6/12/99 | A | 63 | 37 | W |
| 8/23/98* | H | 31 | 62 | L |
| 6/27/98 | H | 56 | 30 | W |
| 6/12/98 | A | 42 | 34 | W |
| 6/27/97 | A | 30 | 54 | L |
| 5/17/97 | H | 17 | 43 | L |
| 7/19/96 | A | 39 | 40 | L |
| 5/18/96 | H | 62 | 42 | W |
| 9/1/95* | H | 48 | 35 | W |
| 7/29/95 | H | 44 | 20 | W |
| 7/14/95 | A | 51 | 34 | W |
| 8/13/94 | H | 40 | 39 | W |
| 7/1/94 | A | 40 | 61 | L |
| 8/14/93* | A | 55 | 52 | W |
| 6/19/93 | H | 45 | 46 | L |
| 5/21/93 | A | 34 | 46 | L |
| 8/15/92* | A | 21 | 24 | L |
| 7/2/92 | H | 33 | 48 | L |
| 5/29/92 | A | 39 | 32 | W |
| 7/27/91 | A | 26 | 16 | W |
| 6/1/91 | H | 38 | 51 | L |

* Playoff Game

Philadelphia Soul – 5-12 (5-11, 0-1)

| Date | H/A | TAM | PHI | W or L |
|----------|-----|-----|-----|--------|
| 8/7//16* | A | 41 | 63 | L |
| 7/16/16 | H | 51 | 56 | L |
| 5/9/16 | A | 17 | 47 | L |
| 6/26/15 | A | 42 | 64 | L |
| 5/23/15 | H | 27 | 71 | L |
| 6/7/14 | H | 56 | 49 | W |
| 5/17/14 | A | 34 | 62 | L |
| 4/4/14 | H | 63 | 49 | W |
| 5/25/13 | H | 55 | 73 | L |
| 6/29/12 | H | 79 | 83 | L |
| 4/20/12 | A | 48 | 83 | L |
| 4/15/11 | A | 51 | 48 | W |
| 3/29/08 | A | 51 | 59 | L |
| 6/9/07 | H | 69 | 59 | W |
| 1/29/06 | A | 34 | 52 | L |
| 3/20/05 | A | 63 | 69 | L |
| 2/29/04 | H | 40 | 37 | W |

* Playoff Game

Pittsburgh Power – 3-1 (3-1, 0-0)

| Date | H/A | TAM | PIT | W or L |
|---------|-----|-----|-----|--------|
| 7/20/13 | H | 37 | 48 | L |
| 5/18/13 | A | 62 | 34 | W |
| 7/7/12 | A | 65 | 61 | W |
| 6/11/11 | H | 62 | 55 | W |

Portland Steel – 2-2 (2-2, 0-0)

| Date | H/A | TAM | POR | W or L |
|---------------------|-----|-----|-----|--------|
| 7/23/16 | H | 41 | 40 | W |
| 6/3/16 | A | 35 | 68 | L |
| 4/3/15 ^A | A | 54 | 48 | W |
| 5/3/14 ^A | H | 42 | 61 | L |

^A Known as Portland Thunder

San Antonio Force – 0-0 (0-0, 0-0)

Never played – now defunct

San Antonio Talons – 2-5 (1-5, 1-0)

| Date | H/A | TAM | TUL | W or L |
|----------------------|-----|-----|-----|--------|
| 3/21/14 | A | 48 | 45 | W |
| 7/13/13 | A | 42 | 68 | L |
| 4/12/13 | H | 36 | 52 | L |
| 6/23/12 | H | 56 | 77 | L |
| 7/9/11 ^A | A | 33 | 70 | L |
| 8/7/10 ^{A*} | A | 68 | 38 | W |
| 4/3/10 ^A | A | 58 | 69 | L |

^A Known as Tulsa Talons

San Jose SaberCats – 7-11 (6-9, 1-2)

| Date | H/A | TAM | SJS | W or L |
|---------|-----|-----|-----|--------|
| 4/10/15 | H | 27 | 36 | L |
| 7/11/14 | A | 43 | 52 | L |
| 5/11/13 | A | 34 | 64 | L |
| 7/23/11 | H | 57 | 44 | W |
| 6/14/08 | A | 73 | 70 | L |
| 3/31/07 | A | 49 | 69 | L |
| 4/7/06 | H | 43 | 52 | L |
| 1/30/05 | H | 63 | 33 | W |
| 6/4/04* | A | 52 | 56 | L |
| 4/4/04 | H | 55 | 62 | L |
| 5/11/03 | H | 34 | 47 | L |
| 8/3/02* | A | 48 | 55 | L |
| 4/27/02 | H | 54 | 61 | L |
| 7/24/99 | A | 52 | 48 | W |
| 8/8/98* | H | 65 | 46 | W |
| 5/1/98 | A | 45 | 23 | W |
| 8/2/97 | A | 58 | 34 | W |
| 6/1/96 | H | 36 | 22 | W |

* Playoff Game

Spokane Shock – 2-5 (2-4, 0-1)

| Date | H/A | TAM | SPK | W or L |
|----------|-----|-----|-----|--------|
| 7/21/14 | A | 52 | 55 | L |
| 4/26/14 | H | 41 | 53 | L |
| 7/6/13 | H | 49 | 63 | L |
| 4/27/13 | A | 70 | 62 | W |
| 7/21/12 | A | 53 | 63 | L |
| 5/20/11 | A | 51 | 42 | W |
| 8/20/10* | A | 57 | 69 | L |

St. Louis Stampede – 1-0 (1-0, 0-0)

| Date | H/A | TAM | STL | W or L |
|---------|-----|-----|-----|--------|
| 4/26/96 | A | 57 | 38 | W |

Toronto Phantoms – 3-3 (3-3, 0-0)

| Date | H/A | TAM | TOR | W or L |
|----------------------|-----|-----|-----|--------|
| 4/20/02* | H | 337 | 51 | L |
| 5/12/01 ^A | H | 70 | 33 | L |
| 4/15/00* | H | 26 | 41 | L |
| 8/2/99* | H | 54 | 20 | W |
| 6/6/98# | H | 65 | 33 | W |
| 6/21/97# | H | 27 | 9 | W |

^A Known as Toronto Phantoms

Known as New York CityHawks

* Known as New York CityHawks

Utah Blaze – 2-1 (2-1, 0-0)

| Date | H/A | TAM | UTA | W or L |
|---------|-----|-----|-----|--------|
| 3/17/11 | A | 36 | 72 | L |
| 6/19/10 | A | 65 | 40 | W |
| 4/1/06 | H | 56 | 41 | W |

Washington Commandos – 4-1 (4-1, 0-0)

| Date | H/A | TAM | WAS | W or L |
|----------|-----|-----|-----|--------|
| 7/21/90# | A | 30 | 23 | W |
| 6/22/90# | H | 55 | 32 | W |
| 8/5/89# | A | 50 | 30 | W |
| 7/23/87# | A | 31 | 52 | L |
| 6/19/87# | H | 48 | 46 | W |

^A Known as Maryland Commandos

Tampa Bay Known as Pittsburg Gladiators

| OVERALL | REGULAR | PLAYOFF |
|---------|---------|---------|
| 254-189 | 231-171 | 23-18 |

| REGULAR SEASON | | | PLAYOFF | | |
|----------------|-------|---------|---------|------|---------|
| Home | Away | Neutral | Home | Away | Neutral |
| 129-72 | 99-98 | 3-1 | 15-6 | 7-12 | 1-0 |

ALL-IRON TEAM

1998 Les Barley
1999 Andre Bowden
2000 Andre Bowden
2003 BJ Cohen
2003 Lawrence Samuels
2004 T.T. Toliver
2007 Lawrence Samuels
2008 Torrance Marshall
2008 Lawrence Samuels

ALL-AFL FIRST TEAM

1987 WR/DB Russell Hairston
1987 OL/DL Craig Walls
1988 OL/DL Craig Walls
1989 QB Willie Totten
1989 WR/DB Alvin Williams
1990 WR/DB Thomas Monroe
1991 FB/LB Lynn Bradford
1992 QB Jay Gruden
1992 OS/KR Stevie Thomas
1993 FB/LB Andre Bowden
1993 OL/DL Deatrich Wise
1995 QB Jay Gruden
1995 OL/DL Kent Wells
1996 OL/DL Kent Wells
1997 OL/DL Willie Wyatt
1997 DS Tracey Perkins
1998 OL/DL Willie Wyatt
1999 DS Johnnie Harris
1999 FB/LB Andre Bowden
2001 FB/LB Tommy Henry
2001 K Mike Black
2010 DL Tim McGill
2011 MLB Cliff Dukes
2011 DL Tim McGill
2013 WR Joe Hills

ALL-AFL SECOND TEAM

1987 WR/DB Mike Stoops
1990 WR/DB Julius Dawkins
1990 OL/DL Keith Browner
1991 OL/DL Tom Gizzi
1995 FB/LB Cedric McKinnon
1995 OL/DL Sylvester Bembery
1995 OL/DL Willie Wyatt
1995 DS Corey Dowden
1996 WR/LB Stevie Thomas
1996 OL/DL Sylvester Bembery
1996 DS Tracey Perkins
1998 QB Peter Tom Willis
1998 FB/LB Les Barley
1999 WR/LB Melvin Cunningham
1999 OL/DL Willie Wyatt
2000 DS Tommy Henry
2001 OL/DL Rod Williams
2001 OS James Bowden
2003 WR/LB Lawrence Samuels
2003 OL/DL BJ Cohen
2003 DS Omarr Smith
2004 WR/LB Lawrence Samuels
2004 OL/DL Nyle Wiren
2005 WR/LB Lawrence Samuels
2006 WR/LB Lawrence Samuels
2007 JLB Lawrence Samuels
2008 DL Tim McGill
2010 QB Brett Dietz
2010 OL Tom Kaleita
2010 DL Jermaine Smith
2010 MLB Cliff Dukes
2012 OL George Bussey
2015 DB James Harrell
2016 WR T.T. Toliver

ALL-NATIONAL CONFERENCE (1993 ONLY)

FB/LB Andre Bowden
OL/DL Keith Browner
OL/DL Deatrich Wise
DS Corey Dowden

ALL-SOUTHERN DIVISION (1992 ONLY)

QB Jay Gruden
WR/DB Anthony Howard
OL/DL Keith Browner
OL/DL Ralph Jarvis
OS Steve Thomas

TENTH ANNIVERSARY TEAM

QB Jay Gruden
OS George LaFrance
OL/DL Sylvester Bembery

ALL-ARENABOWL TEAM

QB Jay Gruden
OS George LaFrance
OL/DL Sylvester Bembery
OL/DL Flint Fleming
WR/DB Gary Mullen
K Jorge Cimadevilla

AFL HALL OF FAME

1998 Tim Marcum
1998 Gary Mullen
1998 Craig Walls*
1999 Jay Gruden
2000 Joe March
2011 George LaFrance
2011 Sylvester Bembery
2011 Stevie Thomas
2013 Lawrence Samuels
2014 Andre Bowden
*Pittsburgh Gladiators

ALL-STAR GAME MVP

1993 Jay Gruden

ALL-STAR GAME IRONMAN

1993 Keith Browner

RETIRED NUMBERS

7 Jay Gruden 1998
22 Lawrence Samuels 2012
24 Tracey Perkins 2000
25 George LaFrance 2005
76 Al Lucas 2005
78 Sylvester Bembery 2002

AFL MVP OF THE WEEK

1991 Week 6 Jay Gruden
1992 Week 4 Jay Gruden
1992 Week 6 Stevie Thomas
1992 Week 7 Jay Gruden
1993 Week 9 Jay Gruden
1995 Week 4 Jay Gruden
1996 Week 6 George LaFrance
1996 Week 7 Jay Gruden
1996 Week 14 Jay Gruden
1998 Week 3 George LaFrance
1998 Week 8 Peter Tom Willis
2001 Week 8 James Bowden
2005 Week 1 Shane Stafford
2005 Week 6 Shane Stafford
2006 Week 5 Shane Stafford
2007 Week 14 Brett Dietz
2010 Week 13 Hank Edwards
2010 Week 14 Brett Dietz
2011 Week 7 Huey Whittaker
2013 Week 6 Joe Hills
2014 Week 13 Randy Hippard
2015 Week 6 James Harrell

AFL IRONMAN OF THE WEEK

1991 Week 2 Lynn Bradford
1991 Week 4 Brad Calip
1991 Week 10 Darren Willis
1993 Week 1 Andre Bowden
1993 Week 3 Andre Bowden
1993 Week 10 Andre Bowden
1995 Week 4 Stevie Thomas
1997 Week 11 Andre Bowden
1998 Week 1 Andre Bowden
1998 Week 5 Lawrence Samuels
1998 Week 7 Lynn Rowland
1998 Week 10 Les Barley
2000 Week 8 Andre Bowden
2000 Week 10 Lawrence Samuels
2002 Week 4 Lawrence Samuels
2002 Playoff Wk1 Lawrence Samuel s
2003 Week 10 Andre Bowden
2003 Week 13 BJ Cohen
2003 Week 14 Lawrence Samuels
2007 Week 12 Lawrence Samuels
2007 Week 16 Torrance Marshall
2008 Week 9 Lawrence Samuels
2008 Week 12 Lawrence Samuels
2008 Week 17 Lawrence Samuels
2010 Week 17 Eric Ortiz
2010 Week 18 Sedrick Robinson
2011 Week 1 Huey Whittaker
2012 Week 4 Victor Williams

AFL DEFENSIVE PLAYER OF THE WEEK

2002 Week 14 John Williams
2003 Week 1 Corey Sawyer
2003 Week 7 Al Lucas
2005 Week 2 Jonathan Ordway
2007 Week 17 Jeroid Johnson
2008 Week 11 Traco Rachal
2008 Week 15 Traco Rachal
2010 Week 9 Daryon Brutley
2010 Week 19 Tim McGill
2011 Week 1 Cliff Dukes
2011 Week 11 Cliff Dukes
2011 Week 15 Jarriett Buie
2012 Week 12 Pernell Phillips
2015 Week 10 James Harrell
2016 Week 17 James McClinton

AFL IRONMAN OF THE MONTH

2008 April Torrance Marshall
2008 June Lawrence Samuels

AFL KICKER OF THE MONTH

2002 May Mike Black
2007 May Seth Marler
2007 June Seth Marler

AFL ROOKIE OF THE MONTH

2007 May Brett Dietz
2007 June Brett Dietz

NOTES

Defensive Player of the Week award began in 2001
Defensive Player of the Year award began in 1996
No second Team All-Arena in 1992 or 1993
(All-Division in '92, All-Conference in '93)
Lineman of the Year began in 1996
Rookie of the Year started in 1997
All-Ironman Team began in 1998
AFL MVP of the Year changed to Offensive Player of the year in 1996
AFL MVP of the Week changed to Offensive Player of the Week in 1996

STORM AFL AWARD WINNERS

ARENABOWL

ArenaBowl V (1991)
ArenaBowl VII (1993)
ArenaBowl IX (1995)
ArenaBowl X (1996)
ArenaBowl XVII (2003)

MOST VALUABLE PLAYER

1987 Russell Hairston
1992 Jay Gruden

IRONMAN OF THE YEAR

1990 Thomas Monroe

SUPPORT STAFF OF THE YEAR

2012
2015
2016

COMMISSIONER'S AWARD

1993 Owner - Bob Gries
2013 President – Derrick Brooks
2015 CEO – Tod Leiweke

EXECUTIVE OF THE YEAR

2014 President – Derrick Brooks

FOUNDER'S AWARD

2001 Tim Marcum

COACH OF THE YEAR

1991 Fran Curci
1998 Tim Marcum

DEFENSIVE PLAYER OF THE YEAR

1997 Tracie Perkins
1998 Johnnie Harris

DEFENSIVE LINEMAN OF THE YEAR

2011 Cliff Dukes

LINEMAN OF THE YEAR

1996 Kent Wells

ROOKIE OF THE YEAR

1999 Charles Wilson
2007 Brett Dietz (Co-rookie)

ARENABOWL MVP

1991 Stevie Thomas
1993 Jay Gruden
1995 George LaFrance
1996 Stevie Thomas
2003 Lawrence Samuels

ARENABOWL IRONMAN

1991 Darren Willis
1993 Keith Browner
2003 Lawrence Samuels

ALL-ROOKIE TEAM

1999 Charles Wilson
1999 Tommy Henry
1999 Matt Huerkamp
2003 Al Lucas
2007 Brett Dietz



STORM ALL-TIME POINTS SCORED

FEWEST POINTS BY STORM (33 or fewer points) (8-35) (46)

| | | | | | | | |
|-----------------|-----------------|--------|----------|----|-----------------|--------|----------|
| 9 ^A | Detroit | (L) | 7/01/88 | 77 | Florida | (W) | 6/04/00 |
| 13 | at Orlando | (L) | 4/22/06 | 74 | at Grand Rapids | (W) | 6/24/00 |
| 16 | at Jacksonville | (L) | 7/25/15 | 72 | Los Angeles | (W) | 6/21/08 |
| 16 ^A | Denver | (L) | 8/01/87* | 72 | Milwaukee | (W) | 7/29/00* |
| 17 | at Philadelphia | (L) | 5/9/16 | 72 | at Carolina | (W) | 7/21/00 |
| 17 | Orlando | (L) | 5/17/97 | 71 | Iowa | (W) | 7/25/98 |
| 19 | Orlando | (L) | 8/07/99* | 71 | Orlando | (W) | 6/07/08 |
| 21 | at Los Angeles | (L) | 6/11/16 | 71 | Jacksonville | (W) | 3/30/12 |
| 21 | at Nashville | (L) | 4/24/05 | 70 | at Spokane | (W) | 4/27/13 |
| 21 | at Arizona | (L) | 7/30/94 | 70 | at San Jose | (L) | 6/14/08 |
| 21 | at Orlando | (L) OT | 8/15/92* | 70 | Grand Rapids | (W) | 3/06/05 |
| 24 | at Los Angeles | (L) | 5/17/02 | 70 | Houston | (W) | 7/01/01 |
| 25 | Orlando | (L) | 4/1/16 | 70 | Toronto | (W) | 5/12/01 |
| 25 ^A | at Detroit | (L) | 7/22/88* | 69 | Cleveland | (W) | 3/30/13 |
| 25 ^A | at Chicago | (L) | 6/20/88 | 69 | Cleveland | (W) | 4/13/12 |
| 25 ^A | at Detroit | (L) | 6/02/88 | 69 | Georgia | (W) | 3/07/08 |
| 26 | Cleveland | (L) | 3/27/11 | 69 | Philadelphia | (W) | 6/09/07 |
| 26 | New England | (L) | 4/15/00 | 69 | at Grand Rapids | (W) | 6/16/07 |
| 26 | at Orlando | (L) | 7/27/91 | 69 | at Kansas City | (W) | 3/05/06 |
| 26 ^A | at Detroit | (L) | 8/18/89* | 69 | Arizona | (W) | 7/27/96 |
| 27 | Los Angeles | (L) | 6/18/16 | 69 | at Las Vegas | (W) | 6/02/95 |
| 27 | Jacksonville | (L) | 5/1/16 | 69 | Milwaukee | (W) | 7/09/94 |
| 27 | at Arizona | (L) | 4/16/16 | 68 | at Tulsa | (W) | 8/07/10* |
| 27 | Philadelphia | (L) | 5/23/15 | 68 | Chicago | (W) | 7/02/10 |
| 27 | San Jose | (L) | 4/10/15 | 68 | Arizona | (W) | 3/28/03 |
| 27 | Orlando | (L) | 3/02/07 | 68 | Anaheim | (W) | 7/12/97 |
| 27 | New York | (W) | 6/21/97 | 67 | Memphis | (W) | 7/01/95 |
| 27 | at New Orleans | (W) | 6/15/91 | 67 | at Dallas | (W) | 5/04/03 |
| 27 ^A | Albany | (W) | 7/14/90 | 67 | Georgia | (W) OT | 7/20/02 |
| 28 | New Jersey | (L) | 6/14/97 | 67 | at Florida | (W) | 6/25/01 |
| 28 ^A | Denver | (W) | 7/14/89 | 66 | New Orleans | (W) | 4/07/07 |
| 29 | at Cleveland | (L) | 4/9/16 | 66 | at Austin | (W) | 5/06/07 |
| 29 | at Miami | (W) | 5/28/93 | 66 | at Los Angeles | (W) | 7/27/02* |
| 29 ^A | at Denver | (L) | 7/06/90 | 66 | Chicago | (W) | 5/10/02 |
| 30 | Jacksonville | (L) | 4/01/11 | 66 | at Grand Rapids | (W) | 5/27/01 |
| 30 | at Florida | (L) | 4/22/00 | 66 | at Milwaukee | (W) | 5/04/01 |
| 30 | at Orlando | (L) | 6/27/97 | 65 | at Orlando | (L) | 4/19/14 |
| 30 | Anaheim | (W) | 8/09/96* | 65 | at Iowa | (W) | 6/1/13 |
| 30 | Denver | (W) | 7/13/91 | 65 | at Pittsburgh | (W) | 7/7/12 |
| 30 ^A | at Detroit | (L) | 8/06/90* | 65 | at Utah | (W) | 6/19/10 |
| 30 ^A | at Washington | (W) OT | 7/21/90 | 65 | San Jose | (W) | 8/08/98* |
| 31 | Orlando | (L) | 8/23/98* | 65 | Albany | (W) OT | 7/12/96 |
| 31 | Indiana | (L) | 8/05/01* | 65 | Miami | (W) | 7/17/93 |
| 31 | at Albany | (L) | 6/07/97 | 65 | New York | (W) | 6/06/98 |
| 31 ^A | at Washington | (L) | 7/23/87 | 64 | Orlando | (L) | 2/19/06 |
| 31 ^A | Denver | (L) | 7/17/87 | 64 | New Orleans | (W) | 6/06/92 |
| 32 ^A | at Los Angeles | (L) | 5/21/88 | 63 | Arizona | (W) | 5/29/16 |
| 33 | at Orlando | (L) | 6/24/16 | 63 | Cleveland | (L) OT | 5/23/16 |
| 33 | at Tulsa | (L) | 7/09/11 | 63 | Jacksonville | (W) | 6/12/15 |
| 33 | New Orleans | (L) | 7/01/11 | 63 | Jacksonville | (W) | 5/2/15 |
| 33 | at Milwaukee | (L) | 4/30/11 | 63 | Philadelphia | (W) | 4/4/14 |
| 33 | New Jersey | (L) | 6/15/02 | 63 | New Orleans | (W) | 5/4/13 |
| 33 | Orlando | (L) | 7/02/92 | 63 | Milwaukee | (W) | 5/23/12 |
| 33 ^A | at Detroit | (L) | 7/27/90 | 63 | Kansas City | (W) | 4/30/12 |
| | | | | 63 | Orlando | (W) | 8/14/10* |
| | | | | 63 | at Philadelphia | (L) | 3/20/05 |
| | | | | 63 | San Jose | (W) | 1/30/05 |
| | | | | 63 | Los Angeles | (W) | 5/09/04 |
| | | | | 63 | at Orlando | (W) | 5/02/04 |
| | | | | 63 | Florida | (W) | 4/14/01 |
| | | | | 63 | at Orlando | (W) | 6/12/99 |
| | | | | 63 | Albany | (W) | 6/20/98 |
| | | | | 63 | Orlando | (W) | 5/18/96 |
| | | | | 63 | at Arizona | (W) | 6/12/93 |
| | | | | 62 | Orlando | (L) | 7/11/15 |
| | | | | 62 | at Orlando | (L) | 5/16/15 |
| | | | | 62 | at Iowa | (W) | 6/14/14 |
| | | | | 62 | at New Orleans | (W) | 5/30/14 |
| | | | | 62 | New Orleans | (W) | 3/14/14 |
| | | | | 62 | at Jacksonville | (L) | 8/3/13 |
| | | | | 62 | at Pittsburgh | (W) | 5/18/13 |
| | | | | 62 | Pittsburgh | (W) | 6/11/11 |
| | | | | 62 | at Orlando | (W) | 5/28/10 |
| | | | | 62 | Arizona | (W) | 5/01/10 |
| | | | | 62 | at Milwaukee | (L) | 4/25/10 |

The team has been held to 33 point or less 54 times (Pit-15, Tam 39) with an overall record of 8-46 in those games. The team has been held under 30 points 34 times (Pit-9, Tam-25) with an overall record of 5-29 in those games.

MOST POINTS BY STORM (60 or more points) (89-16)(105)

| | | | | | | | |
|-----------------|--------------------|--------|---------|----|-----------------|--------|----------|
| 82 ^A | New England | (W) | 5/07/88 | 83 | Philadelphia | (L) | 6/29/12 |
| 81 | at New Jersey | (W) | 5/30/98 | 83 | at Philadelphia | (L) | 4/20/12 |
| 79 | Philadelphia | (L) | 6/26/12 | 83 | at Las Vegas | (L) | 3/20/05 |
| 78 | New Orleans | (W) OT | 7/14/12 | 82 | at Cleveland | (L) | 4/24/15 |
| 78 | Bossier-Shreveport | (W) | 6/25/10 | 82 | at Philadelphia | (L) | 5/17/14 |
| 78 | at Columbus | (W) | 5/22/05 | 82 | at Iowa | (W) | 6/1/13 |
| 77 | at Utah | (W) | 4/6/13 | 82 | at Spokane | (W) | 4/27/13 |
| | | | | 82 | Orlando | (W) | 7/31/10* |
| | | | | 82 | at Georgia | (L) | 5/28/05 |
| | | | | 82 | San Jose | (L) | 4/04/04 |
| | | | | 82 | at Dallas | (L) OT | 6/22/02 |
| | | | | 82 | Orlando | (L) | 8/23/98* |

| | | | | | | | |
|----|-----------------|-----|---------|-----------------|-----------------|-----|----------|
| 62 | Arizona | (L) | 4/13/08 | 61 | at Jacksonville | (L) | 6/2/12 |
| 62 | Austin | (W) | 2/06/05 | 61 | at Orlando | (L) | 5/06/11 |
| 62 | Georgia | (L) | 2/13/04 | 61 | Dallas | (L) | 4/23/11 |
| 62 | Detroit | (W) | 3/02/03 | 61 | at Alabama | (W) | 6/11/10 |
| 62 | at Houston | (W) | 7/02/98 | 61 | at New Orleans | (W) | 6/02/07 |
| 62 | Texas | (W) | 5/11/96 | 61 | Georgia | (W) | 2/10/06 |
| 62 | Albany | (W) | 7/18/92 | 61 | New York | (W) | 5/15/05 |
| 62 | New Orleans | (W) | 8/02/91 | 61 | Cincinnati | (W) | 7/02/93 |
| 61 | at Jacksonville | (L) | 6/2/12 | 61 ^A | Los Angeles | (W) | 5/16/88 |
| 61 | at Orlando | (L) | 5/06/11 | 60 | Orlando | (L) | 7/31/10 |
| 61 | Dallas | (L) | 4/23/11 | 60 | New York | (W) | 3/18/06 |
| 61 | at Alabama | (W) | 6/11/10 | 60 | Orlando | (W) | 6/07/03* |
| 61 | at New Orleans | (W) | 6/02/07 | 60 | Carolina | (W) | 3/17/03 |
| 61 | Georgia | (W) | 2/10/06 | 60 | Connecticut | (W) | 7/21/95 |
| 61 | New York | (W) | 5/15/05 | 60 ^A | at Chicago | (W) | 6/26/87 |
| 61 | Cincinnati | (W) | 7/02/93 | | | | |

The team has scored 60 or more points 105 (Pit-3, Tam-102) times and is 89-16 in those games. The team has scored 60 or more points against Orlando (12 times), Arizona (6), Jacksonville (5), Georgia (4), Grand Rapids (4), Los Angeles (4), Milwaukee (5) and New Orleans (8). A total of 62 different teams have allowed 60 or more points against the franchise.

Additionally, 60 or more points have been scored on the road 38 times with an overall record of 30-8 and 65 times at home with an overall record of 58-7. The 60 point barrier has been reached seven times in the playoffs with a record of 6-1 and 82 times in the regular season with an overall record of 79-14. The franchise reached the 60 point threshold three times as the Pittsburgh Gladiators with a 3-0 record and 95 times as the Tampa Bay Storm with a record of 85-15.

FEWEST POINTS BY OPPONENTS (28 or fewer points) (34-1)(35)

| | | | | | | | |
|-----------------|----------------|--------|----------|-----------------|-----------------|--------|----------|
| 7 | Miami | (W) | 6/10/95 | 66 | at Jacksonville | (L) | 6/25/11 |
| 9 | New York | (W) | 6/27/97 | 66 | Cleveland | (L) | 3/27/11 |
| 12 | Florida | (W) | 5/15/99 | 66 | New York | (L) | 4/18/08 |
| 12 | at Memphis | (W) | 6/22/96 | 66 | at Nashville | (L) | 5/13/06 |
| 12 | at Columbus | (W) | 6/08/91 | 66 | Charlotte | (L) | 6/29/96 |
| 13 | New Orleans | (W) | 4/17/15 | 66 ^A | at Los Angeles | (L) | 5/21/88 |
| 13 | Denver | (W) | 7/13/91 | 65 | at New Orleans | (L) | 7/18/15 |
| 13 | Denver | (W) | 8/10/91* | 65 | at Utah | (W) | 4/6/13 |
| 13 | at Cleveland | (W) | 7/30/93 | 64 | at Philadelphia | (L) | 6/26/15 |
| 14 | at Detroit | (L) | 5/18/01 | 64 | at San Jose | (L) | 5/10/13 |
| 14 | at Buffalo | (W) | 7/02/99 | 64 | at Orlando | (L) | 6/15/12 |
| 14 | Cleveland | (W) | 5/15/93 | 64 | New Orleans | (L) | 7/01/11 |
| 14 ^A | Chicago | (W) | 7/02/87 | 64 | Dallas | (L) | 3/12/06 |
| 14 | at New Orleans | (W) | 7/25/92 | 64 | at Dallas | (W) | 5/04/03 |
| 16 | at Orlando | (W) | 7/27/91 | 64 | Milwaukee | (W) | 7/29/00* |
| 16 | Anaheim | (W) | 8/09/96* | 63 | at Philadelphia | (L) | 8/7/16* |
| 16 | Charlotte | (W) | 5/16/15 | 63 | at Jacksonville | (L) | 7/25/15 |
| 16 | at Minnesota | (W) | 5/24/96 | 63 | at Orlando | (L) | 5/16/15 |
| 17 | at New Orleans | (W) | 6/15/91 | 63 | Spokane | (L) | 7/6/13 |
| 18 | Florida | (W) | 7/12/98 | 63 | at Spokane | (L) | 7/21/12 |
| 18 ^A | Denver | (W) | 7/14/89 | 63 | at Orlando | (L) | 5/06/11 |
| 19 | Florida | (W) | 5/10/97 | 63 | Arizona | (L) | 4/13/08 |
| 19 | Charlotte | (W) | 6/05/93 | 63 | at Las Vegas | (L) | 3/20/05 |
| 19 | New Orleans | (W) | 8/02/91 | 62 | at Cleveland | (L) | 4/24/15 |
| 20 | Orlando | (W) | 7/29/95 | 62 | at Philadelphia | (L) | 5/17/14 |
| 20 | Orlando | (L) | 3/31/03 | 62 | at Iowa | (W) | 6/1/13 |
| 20 | Carolina | (W) | 1/31/03 | 62 | at Spokane | (W) | 4/27/13 |
| 20 | at Indiana | (W) | 3/23/03 | 62 | Orlando | (W) | 7/31/10* |
| 20 | New England | (W) | 8/02/99 | 62 | at Georgia | (L) | 5/28/05 |
| 23 ^A | at Chicago | (W) | 6/26/87 | 62 | San Jose | (L) | 4/04/04 |
| 23 ^A | at Washington | (W) OT | 7/21/90 | 62 | at Dallas | (L) OT | 6/22/02 |
| 24 ^A | Albany | (W) | 7/14/90 | 62 | Orlando | (L) | 8/23/98* |

| | | | | | | | |
|-----------------|--------------|-----|---------|----|---------------|-----|---------|
| 26 ^A | New England | (W) | 5/07/88 | 62 | Milwaukee | (L) | 7/08/00 |
| 28 | Jacksonville | (W) | 5/2/15 | 61 | Portland | (L) | 5/3/14 |
| 28 ^A | at New York | (W) | 7/11/88 | 61 | at Pittsburgh | (W) | 7/7/12 |
| 28 ^A | Detroit | (L) | 7/01/88 | 61 | Arizona | (W) | 5/01/10 |

Opponents have scored 28 or fewer points 35 times (Pit-8, Tam-27) with an overall record of 1-34.

MOST POINTS BY OPPONENTS (60 or more points) (17-78) (95)

| | | | | | | | |
|----|------------------|--------|---------|-----------------|----------------------------|--------|----------|
| 83 | Philadelphia | (L) | 6/29/12 | 61 | at Orlando | (L) | 4/14/07 |
| 83 | at Philadelphia | (L) | 4/20/12 | 61 | Georgia | (L) | 3/17/07 |
| 77 | at Orlando | (L) | 4/19/14 | 61 | at Georgia | (L) | 3/26/06 |
| 77 | New Orleans | (W) OT | 7/14/12 | 61 | at Orlando | (L) | 2/11/05 |
| 77 | San Antonio | (L) | 6/23/12 | 61 | at Grand Rapids | (L) | 2/23/03 |
| 76 | Orlando | (L) | 4/1/16 | 61 | at Las Vegas | (L) | 2/17/03 |
| 76 | at New Orleans | (L) | 3/16/08 | 61 | Georgia | (W) OT | 7/20/02 |
| 75 | Orlando | (L) | 7/31/10 | 61 | San Jose | (L) | 4/27/02 |
| 73 | Philadelphia | (L) | 5/25/13 | 61 | Iowa | (L) | 7/19/97 |
| 73 | at San Jose | (L) | 6/14/08 | 61 | at Orlando | (L) | 7/01/94 |
| 72 | at Utah | (L) | 3/17/03 | 61 ^A | at Detroit | (L) | 8/06/90* |
| 72 | at Milwaukee | (L) | 4/25/10 | 61 ^A | vs. Detroit (Neutral site) | (L) | 7/28/89 |
| 71 | vs. Philadelphia | (L) | 5/23/15 | 60 | at Arizona | (L) | 4/16/16 |
| 71 | at Jacksonville | (L) | 6/2/12 | 60 | vs. Cleveland | (L) | 3/27/15 |
| 71 | at Albany | (L) | 5/28/94 | 60 | at Jacksonville | (L) | 4/11/14 |
| 70 | Cleveland | (L) OT | 5/23/16 | 60 | at Georgia | (L) | 6/04/11 |
| 70 | at Chicago | (L) | 3/10/11 | 60 | Chicago | (W) | 7/02/10 |
| 70 | at Tulsa | (L) | 7/09/12 | 60 | at Austin | (L) | 4/15/06 |
| 70 | Georgia | (L) | 2/13/04 | 60 | Georgia | (W) | 2/10/06 |
| 69 | Orlando | (L) | 7/11/15 | 60 | Detroit | (W) | 3/02/03 |
| 69 | at Arizona | (L) | 6/6/15 | 60 | Arizona | (L) | 6/19/99 |
| 69 | at Jacksonville | (L) | 8/3/13 | 60 | New Orleans | (W) | 6/06/92 |

Opponents have scored 60 or more points 95 times (Pit-3, Tam 92) with a record of 68-27 in those games. Opponents reached 60 points or more eight times (Pit-1, Tam-7) in playoff games with a record of 6-2 and 87 times (Pit-2, Tam 85) in the regular season with a record of 63-24.

*Denotes playoff game
LARGEST VICTORY AT HOME: 56 – May 7, 1988 vs. New England (82-26)
LARGEST LOSS AT HOME: 51 – April 1, 2016 vs. Orlando (25-76)
LARGEST VICTORY ON ROAD: 45 – July 2, 1999 at Buffalo (59-14)
LARGEST LOSS ON ROAD: 47 – August 8, 2015 at Jacksonville (16-63)

HIGHEST COMBINED SCORE (120 Points or More) (45)

| | | | |
|-----|--------------|---|---------|
| 162 | Philadelphia | L | 6/29/12 |
|-----|--------------|---|---------|



STORM SITUATIONAL RECORD

| SITUATION | ALL-TIME | 2015 | SITUATION | ALL-TIME | 2015 |
|-----------------------------|----------|------|--------------------------------|----------|------|
| Leading After 1st Q | 215-45 | 1-4 | Tampa Bay 70+ points | 17-2 | 0-0 |
| Trailing after 1st Q | 64-44 | 0-5 | Opponent 70+ points | 1-18 | 0-2 |
| Tied after 1st Q | 34-26 | 1-1 | Tampa Bay 60+ points | 87-15 | 1-1 |
| Leading after 2nd Q | 185-29 | 1-1 | Opponent 60+ points | 16-77 | 0-5 |
| Trailing after 2nd Q | 34-122 | 1-11 | Tampa Bay 50+ points | 148-43 | 1-2 |
| Tied after 2nd Q | 13-17 | 0-2 | Opponent 50+ points | 60-119 | 1-9 |
| Leading after 3rd Q | 186-23 | 1-2 | Tampa Bay 40+ points | 199-94 | 2-3 |
| Trailing after 3rd Q | 35-131 | 1-12 | Opponent 40+ points | 187-119 | 2-13 |
| Tied after 3rd Q | 9-12 | 0-0 | Games decided by 17+ points | 88-58 | 0-9 |
| Tampa Bay Scores 1st | 139-64 | 2-5 | Games decided by 3 pts or less | 35-25 | 1-1 |
| Opponent Scores 1st | 95-101 | 1-9 | TB holds opp under 20 pts | 24-0 | 0-0 |
| Tampa Bay more tot. yds | 152-84 | 2-6 | TB held under 40 pts | 29-65 | 0-11 |
| Opponent more tot. yds. | 80-82 | 0-8 | TB held to 30 pts or less | 9-24 | 0-7 |
| Tampa Bay more passing yds. | 143-99 | 1-6 | Home | 143-78 | 2-6 |
| Opponent more passing yds. | 89-72 | 1-8 | Away | 107-110 | 0-8 |
| Tampa Bay more rushing yds. | 141-50 | 2-3 | Neutral | 4-1 | 0-0 |
| Opponent more rushing yds. | 88-112 | 0-11 | Overtime | 7-7 | 0-0 |
| Tampa Bay more turnovers | 44-116 | 0-7 | Thursday | 3-4 | 0-0 |
| Opponent more turnovers | 171-27 | 0-3 | Friday | 64-42 | 0-4 |
| Tampa Bay 300 yd. passer | 37-51 | 1-3 | Saturday | 124-89 | 1-6 |
| Opponent 300 yd. passer | 35-27 | 1-1 | Sunday | 35-26 | 1-1 |
| Tampa Bay 30 yd. rusher | 41-13 | 0-0 | Monday | 6-7 | 0-3 |
| Opponent 30 yd. rusher | 19-24 | 0-1 | January | 2-1 | 0-0 |
| Tampa Bay 100 yd. rec. | 127-112 | 1-8 | February | 7-7 | 0-0 |
| Opponent 100 yd. rec. | 105-101 | 1-7 | March | 18-21 | 0-0 |
| Tampa Bay 200 yd. rec. | 2-3 | 0-0 | April | 28-33 | 0-3 |
| Opponent 200 yd. rec. | 4-4 | 0-0 | May | 57-33 | 1-4 |
| Tampa Bay two 30 yd rushers | 4-1 | 0-0 | June | 56-37 | 0-4 |
| Opponent two 30 yd rushers | 10-14 | 0-0 | July | 52-38 | 1-3 |
| Tampa Bay two 100 yd rec. | 108-70 | 0-2 | August 10-2 | 0-0 | |
| Opponent two 100 yd rec. | 82-60 | 1-2 | September | 0-0 | 0-0 |
| Tampa Bay 300+ pass yds. | 37-39 | 1-4 | ESPN 1-3 | 0-1 | |
| Opponent 300+ pass yds. | 37-35 | 1-1 | CBS Sports Network Games | 4-7 | 1-3 |
| Tampa Bay 50+ rush yds | 26-3 | 0-0 | BHSN Games (since 2007) | 21-17 | 0-2 |
| Opponent 50+ rush yds | 17-18 | 0-0 | Univision Deportes | 0-2 | 0-2 |
| | | | NFL Network Games | 8-6 | 0-0 |

COLLEGES REPRESENTED

| | | | | | |
|--------------------------|---|-------------------------|----|------------------------------------|----|
| A | | F | | T | |
| Akron | 1 | Faulkner | 1 | Michigan | 4 |
| Alabama | 6 | Fayetteville State (NC) | 1 | Michigan State | 5 |
| Alabama A&M | 1 | Ferris State (MI) | 1 | Middle Tennessee State | 7 |
| Alabama State | 2 | Florida | 16 | Miles College | 1 |
| Alabama-Birmingham | 2 | Florida Atlantic | 3 | Millikin (IL) | 1 |
| Albany State (GA) | 3 | Florida A&M | 8 | Minnesota | 3 |
| Albany State (NY) | 2 | Florida International | 3 | Mississippi | 4 |
| Albion (MI) | 1 | Florida State | 21 | Mississippi State | 5 |
| American International | 1 | Fort Valley State | 3 | Mississippi Valley State | 2 |
| Angelo State (TX) | 2 | Fresno State | 1 | Missouri | 3 |
| Appalachian State | 1 | G | | Missouri Valley | 1 |
| Arizona | 2 | Garden City JC (KC) | 1 | Monmouth | 1 |
| Arizona State | 1 | Georgia | 2 | Montclair State (NJ) | 1 |
| Arkansas | 2 | Georgia Southern | 1 | Morgan State | 1 |
| Arkansas-Pine Bluff | 1 | Georgia State | 1 | Murray State | 3 |
| Arkansas State | 1 | Georgia Tech | 2 | N | |
| Army | 1 | Grambling | 1 | Navy | 1 |
| Auburn | 7 | Grand Valley State (MI) | 1 | Nebraska | 5 |
| Austin Peay | 1 | H | | New Mexico | 1 |
| B | | Hanover (IN) | 1 | Nicholls State | 1 |
| Baker (KS) | 1 | Hardin-Simmons | 1 | Norfolk State | 2 |
| Ball State | 1 | Hartwick | 1 | North Alabama | 3 |
| Belhaven | 2 | Hawaii | 1 | North Carolina | 2 |
| Bethune-Cookman | 8 | Humboldt State (CA) | 2 | North Carolina A&T | 3 |
| Boise State | 2 | I | | North Carolina State | 3 |
| Boston College | 3 | Idaho | 1 | North Dakota State | 2 |
| Bowling Green | 1 | Illinois | 6 | North Texas | 1 |
| Brigham Young | 1 | Illinois State | 3 | Northern Arizona | 1 |
| Brockport State (NY) | 1 | Indiana | 2 | Northern Illinois | 2 |
| Buffalo | 1 | Indiana State | 1 | Northern Iowa | 2 |
| C | | Iowa | 3 | Northern Michigan | 2 |
| Cal-Fullerton | 1 | Iowa State | 2 | Northwest Mississippi | 1 |
| Cal-Poly S&OL | 1 | J | | Northwestern State (LA) | 1 |
| Cal-Pomona | 1 | Jackson State | 5 | Notre Dame | 1 |
| California | 1 | Jacksonville State | 1 | O | |
| California (PA) | 1 | Jacksonville Univ. | 1 | Occidental | 2 |
| Carson-Newman | 1 | James Madison | 1 | Ohio State | 1 |
| Catawba | 1 | John C. Smith Univ. | 2 | Oklahoma | 3 |
| Catholic University (DC) | 1 | Joliet JC (IL) | 1 | Oklahoma State | 3 |
| Central Florida | 6 | K | | Oregon | 2 |
| Central Florida CC | 1 | Kansas | 2 | Oregon State | 2 |
| Central Missouri State | 1 | Kansas State | 3 | P | |
| Central Oklahoma State | 1 | Kentucky | 3 | Pacific | 1 |
| Central State (OH) | 2 | Kentucky State | 2 | Penn State | 2 |
| Central Washington | 1 | Kentucky Wesleyan | 1 | Pennsylvania | 1 |
| Chapman College (CA) | 1 | Kutztown State (PA) | 1 | Pikeville | 1 |
| Charleston Southern | 1 | L | | Pittsburgh | 5 |
| Citadel | 1 | Lafayette | 1 | Pittsburgh State (KS) | 1 |
| Clemson | 4 | Lamar (TX) | 1 | Portland State | 1 |
| Colgate | 1 | Lambuth | 1 | Prairie View A&M | 4 |
| Colorado | 1 | Lane College (TN) | 1 | Purdue | 2 |
| Concordia | 1 | Langston (OK) | 2 | R | |
| Connecticut | 1 | Liberty | 1 | Richmond | 1 |
| Cornell | 1 | Lindenwood | 1 | Rutgers | 2 |
| Cortland | 1 | Livingston (AL) | 2 | S | |
| Culver-Stockton (MO) | 1 | Louisiana-Lafayette | 1 | Salem (VA) | 1 |
| D | | Louisiana State | 5 | San Jose State | 2 |
| Delaware | 2 | Louisiana Tech | 2 | Saskatchewan | 1 |
| Delaware State | 1 | Louisiana-Monroe | 1 | Seton Hill (PA) | 1 |
| Delta State | 1 | Louisville | 4 | Shaw University | 1 |
| E | | Lycoming College (PA) | 4 | Shepherd (WV) | 2 |
| East Carolina | 1 | M | | South Carolina | 1 |
| East Central Oklahoma | 1 | Maine | 2 | South Carolina State | 3 |
| East Tennessee State | 1 | Marist | 1 | South Dakota | 1 |
| East Texas State | 1 | Marshall | 4 | South Florida | 19 |
| Eastern Illinois | 1 | Maryland | 4 | Southern | 1 |
| Eastern Michigan | 5 | Massachusetts | 3 | Southern California | 2 |
| Eastern New Mexico | 1 | McNeese State | 1 | Southern Illinois | 2 |
| Edinboro State (PA) | 1 | Memphis | 4 | Southern Methodist | 1 |
| Elon | 1 | Memphis State | 1 | Southern Mississippi | 2 |
| | | Miami (FL) | 6 | Southwestern Minn. State | 2 |
| | | | | Stephen F. Austin | 1 |
| | | | | Syracuse | 3 |
| | | | | Tennessee | 4 |
| | | | | Tennessee State | 2 |
| | | | | Tennessee Tech | 2 |
| | | | | Texas | 1 |
| | | | | Texas A&M | 5 |
| | | | | Texas A&M-Commerce | 1 |
| | | | | Texas A&M-Kingsville | 8 |
| | | | | Texas Christian | 1 |
| | | | | Texas Southern | 2 |
| | | | | Texas Tech | 7 |
| | | | | Texas-El Paso | 1 |
| | | | | Toledo | 3 |
| | | | | Troy | 4 |
| | | | | Tulane | 6 |
| | | | | Tulsa | 2 |
| | | | | Tuskegee | 1 |
| | | | | U | |
| | | | | UCLA | 1 |
| | | | | Utah | 1 |
| | | | | Utah State | 2 |
| | | | | V | |
| | | | | Valdosta State | 2 |
| | | | | Vanderbilt | 1 |
| | | | | Villanova | 1 |
| | | | | Virginia | 2 |
| | | | | Virginia State | 2 |
| | | | | Virginia Union | 2 |
| | | | | Virginia-Wise | 1 |
| | | | | W | |
| | | | | Wagner | 1 |
| | | | | Wake Forest | 2 |
| | | | | Washington | 2 |
| | | | | Washington State | 1 |
| | | | | Wayne State | 1 |
| | | | | Webber International (FL) | 3 |
| | | | | Weber State | 2 |
| | | | | West Georgia | 1 |
| | | | | West Virginia | 10 |
| | | | | West Virginia State | 1 |
| | | | | Western Illinois | 4 |
| | | | | Western Kentucky | 3 |
| | | | | Western Michigan | 3 |
| | | | | William & Mary | 2 |
| | | | | Winston-Salem State (NC) | 2 |
| | | | | Wyoming | 1 |
| | | | | Y | |
| | | | | Youngstown State | 1 |
| | | | | *234 different schools represented | |
| | | | | TOP SCHOOLS | |
| | | | | Florida State | 21 |
| | | | | South Florida | 19 |
| | | | | Florida | 16 |
| | | | | West Virginia | 10 |
| | | | | Bethune-Cookman | 8 |
| | | | | Florida A&M | 8 |
| | | | | Texas A&M-Kingsville | 8 |
| | | | | Auburn | 7 |
| | | | | Middle Tennessee | 7 |
| | | | | Texas Tech | 7 |
| | | | | Alabama | 6 |
| | | | | Central Florida | 6 |
| | | | | Illinois | 6 |
| | | | | Miami (FL) | 6 |
| | | | | Tulane | 6 |
| | | | | Eastern Michigan | 5 |
| | | | | Louisiana State | 5 |
| | | | | Mississippi State | 5 |
| | | | | Pittsburgh | 5 |
| | | | | Texas A&M | 5 |



ALL-TIME ROSTER

| Name | Position | College | Seasons | Uniform # | Games |
|-----------------------|----------|------------------------------|---------|-----------|-------|
| A | | | | | |
| Abrew, Allie | QB | Cal-Poly SOL | 2000 | 10 | 1 |
| Abdul-Salaam, Kusanti | WR/DB | UCLA | 2002 | 4 | 4 |
| Adams, Earnest | OL/DL | Illinois | 1987-88 | 85 | 18 |
| Adams, Ron | QB | Eastern Michigan | 1998-99 | 10 | 12 |
| Addison, Nick | DB | Bethune-Cookman | 2015-16 | 13, 23 | 20 |
| Agee, Mel | OL/DL | Illinois | 1999-02 | 75 | 37 |
| Akah, Emmanuel | OL | Winston-Salem State (NC) | 2008-11 | 77 | 45 |
| Akinniyi, David | LB/DL | North Carolina State | 2012 | 56 | 3 |
| Allen, Carl | WR/DB | Southern Miss | 1988 | xx | 13 |
| Alvarado, Delbert | K | South Florida | 2016 | 12 | 11 |
| Anderson, Aric | FB/LB | Millikin (IL) | 1988-89 | 33, 45 | 14 |
| Anderson, Markihe | DB | Florida | 2011 | 9 | 15 |
| Arnold, Jahine | OS | Fresno State | 2002 | 8 | 4 |
| Ashley, Alvin | WR/DB | Southwestern Minnesota State | 2002-03 | 6 | 14 |
| Arnold, Jahine | OS | Fresno State | 2002 | 8 | 4 |
| Ashley, Alvin | WR/DB | Southwestern Minnesota State | 2002-03 | 6 | 14 |

| Name | Position | College | Seasons | Uniform # | Games |
|---------------------|----------|--------------------------|------------------|------------|-------|
| B | | | | | |
| Bane, Jonathan | QB | Dakota Wesleyan | 2016 | 6 | 5 |
| Bankhead, Todd | QB | Massachusetts | 2002 | 8 | 0 |
| Barley, Les | FB/LB | Winston-Salem State (NC) | 1993-94, 1997-99 | 46, 42, 32 | 64 |
| Barksdale, Rashad | DB | Albany State (NY) | 2013 | 19 | 13 |
| Barnett, Phillip | WR | Toledo | 2015-16 | 11, 15 | 24 |
| Barretta, Larry | QB | Lycoming College (PA) | 1989-90 | 2, 3, 5 | 11 |
| Barrow, Rony | DL | Bethune-Cookman | 2015-16 | 92 | 3 |
| Bass, Jamar | OL | South Florida | 2012 | 77 | 3 |
| Barr, Quincy | DL | Delaware | 2014 | 1 | |
| Bazile, Wilky | OL/DL | Syracuse | 1997-98 | 99 | 1 |
| Beamon, Rodney | LB | Tennessee Chattanooga | 2013-14 | 56 | 26 |
| Bear, James "Dusty" | FB/LB | Western Kentucky | 2010 | 53 | 8 |
| Beauford, Terry | OL/DL | Florida A&M | 1996-00 | 57 | 19 |
| Belden, Terry | K | Northern Arizona | 1997 | 13 | 6 |
| Bell, Grantis | WR/DB | West Virginia | 1995, '97 | 8 | 10 |
| Bembery, Sylvester | OL/DL | Central Florida | 1994-99, '01 | 78 | 69 |
| Bendross, Demetris | OS | Florida A&M | 2005-07 | 11 | 16 |
| Bennett, Reid | OL/DL | Memphis State | 1991 | 1 | 10 |
| Berry, Reggie | WR/DB | Wyoming | 1990, '92 | 3, 13 | 14 |
| Best, Greg | WR/DB | Kansas State | 1987 | xx | 7 |
| Bibbs, R.J. | OL | Miles College | 2016 | 44 | 14 |
| Black, Mike | K | Boise State | 2001-04 | 1, 3, 4 | 34 |
| Blade, Willie | DL | Mississippi State | 2007 | 99 | 1 |
| Bleisath, D.J. | OL/DL | Tennessee Tech | 2004 | 88 | 8 |

| Name | Position | College | Seasons | Uniform # | Games |
|-------------------------|----------|-------------------------|-------------------------|------------------|-------|
| Bolden, Deonte | DB | Carson-Newman | 2010-12 | 1, 13, 32 | 29 |
| Boltus, Jason | QB | Hartwick | 2015-16 | 16 | 30 |
| Bongarra, Juan | K | Albany (GA) | 2012-14 | 6, 9 | 46 |
| Bowden, Andre | FB/LB | Fayetteville State (NC) | 1991-93, '97-01, '03-04 | 30, 87 | 120 |
| Bowden, James | OS | North Carolina A&T | 2000-01 | 10 | 23 |
| Bouie, Ken, OL/DL | OL/DL | Central Missouri State | 2001 | 94 | 1 |
| Boyce, Xavier | WR | Norfolk State | 2016 | 15 | 5 |
| Boyd, Shane | QB | Kentucky | 2013 | 17 | 10 |
| Boyer, Geoff | K | Middle Tennessee State | 2014 | 3 | 4 |
| Brache, Ignacio | K | California | 2004 | 12 | 7 |
| Bradford, Lynn | FB/LB | Prairie View A&M | 1991-92 | 33 | 12 |
| Braswell, Jeff | FB/LB | Iowa State | 1994 | 50 | 4 |
| Briggs, Tom | DL | West Virginia | 2007-08 | 93 | 32 |
| Brown, Cyron | OL/DL | Western Illinois | 2004 | 73 | 6 |
| Brown, Eddie "Downtown" | WR/DB | Michigan State | 1992-96 | 5, 8, 17, 29, 30 | 44 |
| Brown, John | DL | Valdosta State | 2013, '16 | 49, 43 | 8 |
| Brown, Kreg | DB | Florida International | 2011 | 18 | 2 |
| Brown, Marvin | FB/LB | Alabama | 2007-08 | 32 | 8 |
| Browner, Keith | OL/DL | Southern California | 1990-93 | 57, 0 | 33 |
| Brutley, Daryon | DB | Northern Iowa | 2008-10 | 9 | 22 |
| Bryant, Domingo | WR/LB | Texas A&M | 1990 | 5 | 8 |
| Bryant, Winfred | OL/DL | Nicholls State | 1992 | 70 | 1 |
| Buich, Anthony | QB | Eastern Illinois | 2003 | 16 | 0 |
| Buie, Jarriett | DL | South Florida | 2011 | 16 | 14 |
| Bullard, Thaddeus | OL/DL | Florida | 2006-07 | 1 | 4 |
| Burden, Randall | DB | Kentucky | 2014-15 | 26 | 9 |
| Burgess, LeRoy | DL | North Carolina State | 2013 | 98 | 10 |
| Burmeister, Dan | WR/LB | North Carolina | 1988 | xx | 12 |
| Busby, Thad | QB | Florida State | 2000 | 12 | 6 |
| Bussey, George | OL | Louisville | 2011-12 | 68 | 20 |
| Byrd, Bobby | WR/DB | Miami (FL) | 1992-95 | 3 | 38 |
| Byrd, Israel | DS | Utah State | 2000 | 1 | 10 |

| Name | Position | College | Seasons | Uniform # | Games |
|------------------|-------------|-----------------------|-----------------|-----------|-------|
| C | | | | | |
| Caesar, Ivan | FB/LB/OL/DL | Boston College | 1995-96 | 34, 30 | 18 |
| Calip, Brad | WR/DB | East Central Oklahoma | 1988, '90-91 | 6, 84 | 32 |
| Camay, Craig | K | Tennessee-Chattanooga | 2011, '13 | 1, 3 | 3 |
| Carey, Richard | WR/DB | Idaho | 1996 | 17 | 7 |
| Case, Stoney | QB | New Mexico | 2004-05, '07-08 | 15, 25 | 27 |
| Certain, Ernest | OL/DL | Florida A&M | 2002-08 | 65 | 91 |
| Chery, Jason | WR | Louisiana-Lafayette | 2013 | 13 | 12 |
| Chickillo, Tony | OL/DL | Miami (FL) | 1993-94 | 90, 77 | 20 |
| Chilton, Kyle | K | Pikeville | 2011 | 14 | 16 |
| Christian, Kenny | WR/LB | Eastern Michigan | 2005 | 4 | 3 |



| Name | Position | College | Seasons | Uniform # | Games |
|--------------------|----------|-------------------------|---------------|-------------|-------|
| Church, Johnie | OL/DL | Florida | 1999 | 88 | 1 |
| Cimadevilla, Jorge | K | East Tennessee State | 1995-96 | 5 | 32 |
| Clebert, Richard | NG | South Florida | 2011, '14-'15 | 71, 93 | 38 |
| Clemens, Kevin | FB/LB | Grand Valley State (MI) | 2008 | 27 | 2 |
| Cox, Qua | DB | Jackson State | 2016 | 6 | 6 |
| Cohen, B.J. | OL/DL | Marshall | 2003 | 97 | 19 |
| Cogell, Jeff | FB/LB | American International | 2005 | 32 | 3 |
| Cole, Elbert | WR/DB | Edinboro State (PA) | 1990 | xx | 1 |
| Coleman, Keo | OL/DL | Mississippi State | 1998, '00-01 | 55 | 21 |
| Coles, Karl | OL/DL | Ohio State | 1990 | 7, 73 | 9 |
| Coley, James | OL/DL | Clemson | 1994 | 88 | 2 |
| Collis, Luke | QB | Occidental | 2015 | 3 | 18 |
| Collins, Fabray | FB/LB | East Carolina | 1988-90 | 8, 51, 55 | 24 |
| Compton, Gary | WR/LB | East Texas State | 2003 | 2 | 5 |
| Conlin, Chris | OL/DL | Penn State | 1995 | 62 | 7 |
| Conner, Darion | OL/DL | Jackson State | 1999-05 | 27,46,42,43 | 62 |
| Cook, Chad | FB/LB | Murray State | 2010 | 15 | 1 |
| Cool, David | K | Georgia Southern | 2003 | 4 | 2 |
| Cooper, Bret | WR/DB | Central Florida | 1994 | 11 | 6 |
| Cooper, D.J. | OL/DL | Arkansas | 2004 | 73 | 1 |
| Covington, Tony | DS | Virginia | 1999 | 23 | 1 |
| Crawford, Brendan | QB | Langston | 2014 | 12 | 4 |
| Crawford, Rawland | WR/DB | Pacific | 1991, '93-94 | 91,17 | 25 |
| Crespina, Keita | WR/DB | Temple | 2002-03 | 20 | 33 |
| Crosby, Terence | FB/DL | Catawba (NC) | 2012-13 | 44 | 14 |
| Crossley, Clenton | FB/LB | South Florida | 2007 | 33 | 1 |
| Cuff, Vance | DB | Georgia | 2012-13 | 16 | 14 |
| Cunningham, Melvin | WR/DB | Marshall | 1999, '02 | 17 | 24 |
| Czyzewski, Arden | K | Florida | 1992-93 | 13 | 17 |

D

| | | | | | |
|---------------------|-------|--------------------------|---------|--------|----|
| Dahlke, Dennis | OL/DL | Northern Michigan | 1993-94 | 69,92 | 14 |
| Daniels, Ronney | WR/DB | Auburn | 2005-06 | 21 | 22 |
| Darnell, John | QB | Mississippi | 1991 | 4 | 1 |
| Davis, Kent | WR/LB | Colorado | 1988 | xx | 12 |
| Davis, Chris | WR | Wake Forest | 2012 | 8 | 1 |
| Davis, Chris C. | WR | Florida State | 2013 | 9 | 15 |
| Davis, Claude | DL | South Florida | 2013 | 49 | 2 |
| Davis, Torrey | DL | Jacksonville State | 2016 | 98 | 1 |
| Dawkins, Everett | DL | Florida State | 2015-16 | 94, 93 | 35 |
| Dawkins, Julius | WR/LB | Pittsburgh | 1988-90 | 9, 26 | 22 |
| DeGrate, Anthony | OL/DL | Stephen F. Austin | 2000-02 | 64 | 15 |
| Dean, Pat | WR/DB | Catholic University (DC) | 1990 | 10, 17 | 3 |
| Dell, Ralph "Cliff" | WR/DB | South Florida | 2003-05 | 8 | 51 |
| Derricks, Anthony | WR/DB | Mississippi State | 2005 | 3 | 15 |
| Diaz, Jorge | OL/DL | Texas A&M-Kingsville | 2003-04 | 64 | 3 |
| Dickerson, Mondre | OL/DL | Tennessee | 2006 | 90 | 10 |

| Name | Position | College | Seasons | Uniform # | Games |
|------------------|----------|----------------------|----------------------|-----------|-------|
| Dietz, Brett | QB | Hanover (IN) | 2006-10 | 1 | 44 |
| Dillard, Barry | WR/DB | Memphis | 1997 | 1 | 0 |
| Dix, De'Audra | DB | John C. Smith (NC) | 2013-14 | 14 | 18 |
| Dixon, Chris | QB | Humboldt State | 2014 | 3 | 2 |
| Dixon, Cornelius | OL | Missouri Valley | 2016 | 75 | 1 |
| Dmitrenko, Scott | OL/DL | Albany State (NY) | 1987-88 | 98 | 20 |
| Dogins, Kevin | OL/DL | Texas A&M-Kingsville | 2006 | 73 | 2 |
| Dowden, Corey | DS | Tulane | 1992-93, '95, '98-99 | 9,80,81 | 31 |
| Doyle, Bruce | OL | Brockport State (NY) | 2015 | 73 | 2 |
| Drennan, Chris | K | Nebraska | 1994 | 13 | 8 |
| Duhart, Tommie | DL | Valdosta State | 2014 | 77 | 11 |
| Dukes, Clifford | DL | Michigan State | 2008-11 | 6 | 37 |
| Dukes, Rashad | DL | John C. Smith (NC) | 2014 | 91 | 1 |
| Dulick, Jason | WR/LB | Illinois | 2000 | 13 | 9 |

E

| | | | | | |
|--------------------|-------|-----------------------|---------|------|----|
| Eaton, Johnny | OL/DL | Eastern New Mexico | 1995 | 55 | 1 |
| Ebagua, Terrence | WR | Florida State | 2016 | 12 | 1 |
| Edwards, Hank | WR | Texas Southern | 2007-11 | 4,14 | 52 |
| Ekiyor, Emil | OL/DL | Central Florida | 2004 | 58 | 3 |
| Elezovic, Pete | K | Michigan | 2002-03 | 4 | 5 |
| Ellingson, Greg | WR | Florida International | 2013 | 82 | 10 |
| Elpheage, Lynarise | WR/DB | Tulane | 2005-07 | 9 | 31 |
| Epps, Torry | OL/DL | Memphis | 2000-02 | 52 | 32 |
| Ervin, Corris | DS | Central Florida | 1996 | 32 | 7 |

F

| | | | | | |
|----------------------------|-------|-------------------------|--------------|------------|----|
| Fagg, De'Cody | WR | Florida State | 2011-12 | 81, 14 | 5 |
| Fall, Rich | K | Arizona | 1997-98 | 3,0 | 11 |
| Fanor, Jean | LB | Bethune-Cookman | 2013-14 | 21 | 35 |
| Farley, Ryan | OL/DL | Tulsa | 2000 | 78 | 2 |
| Faulkner, Shawn | FB/LB | Eastern Michigan | 1992 | 32 | 1 |
| Feagin, Michael | WR/DB | Alabama | 2000 | 4 | 6 |
| Fears, Willie | OL/DL | Northwestern State (LA) | 1996 | 75 | 11 |
| Feazell, Juaquin | OL/DL | Michigan | 2001-02 | 88 | 7 |
| Fedrico, Creig | FB/LB | Illinois State | 1987-88 | 45 | 20 |
| Feely, Jay | K | Michigan | 2000 | 91 | 1 |
| Ferguson, Chip | QB | Florida State | 1991 | 5,9 | 8 |
| Field, Amod | WR/DB | Montclair State (NJ) | 1993 | 80 | 6 |
| Filer, Rodney | FB/LB | Iowa | 2007 | 34 | 4 |
| Fisher, Cedrick | DL/FB | Lambuth | 2011 | 33 | 2 |
| Fleming, Flint | OL/DL | North Dakota State | 1997 | 10 | 6 |
| Fletcher, Cecil | OL/DL | Marshall | 1988-90 | 11, 54, 82 | 28 |
| Folmar, Brendan | QB | Lycoming College (PA) | 1987-88, '90 | 7,12 | 29 |
| Forte, Julius | DL | South Florida | 2014-15 | 90 | 14 |
| Fricke, Herberthon "Rusty" | K | Lycoming College (PA) | 1988-90 | 3, 13 | 28 |



| Name | Position | College | Seasons | Uniform # | Games |
|-------------------------|----------|----------------------|---------|------------|-------|
| G | | | | | |
| Gaines, Tyrece | WR | Oregon | 2013 | 81 | 1 |
| Gainey, John | WR/DB | Louisville | 1992-93 | 10 | 3 |
| Gallery, Jim | K | Minnesota | 1993 | 12 | 0 |
| Garcia, Stephen | QB | South Carolina | 2014 | 12 | 9 |
| Gardner, Brian | WR/DB | Prairie View A&M | 1989 | 23 | 4 |
| Garner, Latrod | WR/DB | Alabama State | 1994 | 83 | 2 |
| Garner, Rodney | OL/DL | Auburn | 1989-90 | 14, 62, 77 | 11 |
| Gavins, Jerrell | DB | Boise State | 2013 | 3 | 3 |
| Geathers, Jason | WR/LB | Miami | 2010 | 81 | 1 |
| George, Matt | K | Chapman College (CA) | 2004-05 | 12 | 20 |
| Giddins, Ryne | DL | South Florida | 2015 | 97 | 3 |
| Gizzi, Tom | OL/DL | Pennsylvania | 1990-91 | 15, 65 | 19 |
| Glover, Phil | FB/LB | Utah | 2008 | 31 | 9 |
| Godsey, George | QB | Georgia Tech | 2003 | 11 | 0 |
| Goff, Robert "Pig" | OL/DL | Auburn | 1998-01 | 60 | 41 |
| Gordon, James | MLB | Buffalo | 2016 | 50 | 17 |
| Grant, Uriah | DL | Mississippi | 2014-15 | 92 | 18 |
| Graham, Lorenzo | WR/DB | Livingston (AL) | 1994 | 22 | 6 |
| Graham, Maxie | OL/DL | Western Illinois | 2001 | 75 | 0 |
| Gramatica, Bill | K | South Florida | 2006-07 | 4,10 | 17 |
| Green, Damacio | WR/DB | Virginia State | 1997 | 1,8 | 1 |
| Gregory, Grant | QB | South Florida | 2011 | 13 | 9 |
| Gregory, Julius | WR | Shaw University | 2015-16 | 2 | 21 |
| Griffin, Paul | DL | Florida State | 2012-13 | 54 | 29 |
| Grothe, Matt | QB | South Florida | 2011-12 | 5, 8 | 13 |
| Gruđen, Jay | QB | Louisville | 1991-96 | 7-retired | 82 |
| Gudmundsen, Geir | OL | Albany State (NY) | 2007-08 | 79,97 | 2 |
| Guerra, Jorge | OL/FB | Texas A&M-Kingsville | 2011 | 23 | 15 |
| Gundersen, Greg | K | Wayne State | 2011 | 13 | 1 |
| Guidry, Kevin | WR/DB | Louisiana State | 1991 | 13,27 | 7 |
| Gunn, Mark | OL/DL | Pittsburgh | 2001 | 90 | 4 |
| Gurley, Sheddric "Buck" | OL/DL | Florida | 2006 | 95 | 9 |

| H | | | | | |
|---------------------|-------|----------------------|------------|-------|----|
| Hairston, Russell | WR/LB | Kentucky | 1987-88 | 23 | 19 |
| Hall, BJ | QB | Webber International | 2011, 2014 | 3 | 4 |
| Hall, Ricky | OL/DL | Marshall | 2005-06 | 49, 6 | 33 |
| Hamlet, Sean | DS | Florida State | 2000 | 27 | 2 |
| Hammond, Greg | OL/FB | Virginia Union | 2010 | 51 | 2 |
| Hand, Randy | OL | Florida | 2008 | 74 | 0 |
| Hannah, Justin | DB | Tuskegee | 2011 | 28 | 1 |
| Hardison, Matt | DL | Delaware | 2014 | 53 | 9 |
| Hardrick, Jermarcus | OL | Nebraska | 2015 | 50 | 8 |
| Harrell, James | DB | Arkansas Pine-Bluff | 2013-16 | 31, 5 | 49 |
| Harris, Erick | DB/LB | Liberty | 2012 | 14 | 1 |
| Harris, Johnnie | DS | Mississippi State | 1996-98 | 3 | 31 |

| Name | Position | College | Seasons | Uniform # | Games |
|--------------------|----------|-----------------------|---------|-----------|-------|
| Harris, Kelvin | OL/DL | Miami (FL) | 1995 | 63 | 3 |
| Harris, Tony | WR/DB | Mississippi | 1995 | 3 | 3 |
| Hart, Clinton | WR/DB | Central Florida CC | 2001 | 23 | 15 |
| Hart, Chris | QB | Webber International | 2012 | 8 | 2 |
| Hawthorne, Michael | DB/LB | Purdue | 2010-11 | 21 | 37 |
| Heath, Jo Jo | WR/DB | Pittsburgh | 1989 | 29 | 6 |
| Hefflin, Brandon | DB | Toledo | 2010 | 17 | 19 |
| Helmick, Andrew | WR | Lindenwood University | 2014 | 15 | 3 |
| Henderson, Mario | OL | Florida State | 2014 | 75 | 18 |
| Hendrix, Udra | FB | Hardin-Simmons | 2015-16 | 45 | 4 |
| Henry, Dwight | DS | East Carolina | 2001-02 | 24 | 9 |
| Henry, Tommy | DS | Florida State | 1999-01 | 5 | 44 |
| Hickert, Paul | K | Murray State | 1991-92 | 15 | 18 |
| Hixon, Pierre | WR/DB | Western Michigan | 2001 | 2 | 9 |
| Hill, Nick | QB | Southern Illinois | 2012 | 17 | 5 |
| Hill, Rick-J | DB | Fort Valley State | 2015-16 | 8, 4 | 20 |
| Hills, Joe | WR | Tennessee State | 2012-14 | 2 | 36 |
| Hilton, Justin | WR | Indiana State | 2013-14 | 11, 81 | 7 |
| Hippeard, Randy | QB | Virginia - Wise | 2013-14 | 8, 17 | 33 |
| Hodge, Ernest | OL/DL | Auburn | 1990 | 16, 89 | 7 |
| Hohensee, Mike | QB | Minnesota | 1987-88 | 9 | 20 |
| Holloway, Max | DL/LB | Boston College | 2013 | 53 | 1 |
| Holmes, Brent | WR | Texas A&M-Kingsville | 2008 | 13 | 4 |
| Holmes, Lendy | DB/LB | Oklahoma | 2012 | 27 | 16 |
| Hough, Scott | OL/DL | Maine | 1992 | 50 | 7 |
| Houghton, Steve | OL/DL | Ferris State (MI) | 1998-99 | 53, 52 | 24 |
| Howard, Anthony | WR/DB | Garden City JC (KC) | 1991-93 | 88 | 21 |
| Howfield, Ian | K | Tennessee | 2003-04 | 16 | 10 |
| Huerkamp, Matt | K | Louisiana State | 1999-00 | 3 | 25 |
| Hunt, Aaron | OL/DL | Texas Tech | 2006 | 19 | 9 |

| I | | | | | |
|-------------------|-------|------------------------|---------|-------|----|
| Igwebuike, Donald | K | Clemson | 1992 | 4 | 4 |
| Ingram, Kelvin | OL/DL | Oklahoma State | 2002 | 95 | 1 |
| Ings, Kendrick | WR | Miller Grove H.S. (GA) | 2015-16 | 17 | 22 |
| Isom, Byron | OL | Auburn | 2014 | 73 | 14 |
| Ismail, Hesham | OL/DL | Florida | 1994 | 98 | 8 |
| Issac, Rod | DB | Middle Tennessee State | 2013-14 | 6, 31 | 17 |

| J | | | | | |
|-----------------|-------|-------------------------|--------------|----|----|
| Jackson, Amarr | WR | South Florida | 2011-12, '14 | 11 | 47 |
| Jackson, Dallas | DB | Jacksonville University | 2016 | 13 | 0 |
| Jackson, Dexter | QB | Bethune-Cookman | 2014-15 | 55 | 36 |
| Jackson, Keven | WR/DB | Tennessee State | 1998 | 32 | 0 |
| Jackson, Robert | FB/LB | Florida A&M | 1996 | 47 | 1 |
| Jackson, Xzavie | DL | Missouri | 2011 | 33 | 2 |
| James, Carlos | WR/DB | Iowa | 2004 | 15 | 8 |



| Name | Position | College | Seasons | Uniform # | Games |
|--------------------|----------|----------------------|--------------|-----------|-------|
| Jamison, Chris | OL | Troy | 2015 | 65 | 5 |
| Jarvis, Ralph | OL/DL | Temple | 1992-1993 | 98 | 16 |
| Jeffcoat, Jerald | OL/DL | Temple | 1994, '96-97 | 96, 50 | 10 |
| Jefferson, Marcus | DB | Albany State (GA) | 2011 | 15 | 3 |
| Jenrette, Roderick | DB | Michigan State | 2012 | 31 | 2 |
| Jester, Jasen | WR/DB | Florida A&M | 1992 | 26 | 1 |
| Johnson, Carl | OL | Florida | 201-15 | 77, 51 | 4 |
| Johnson, Carlos | WR/LB | Lane College (TN) | 2002 | 80 | 5 |
| Johnson, DeMarcus | OL/DL | Central Florida | 2005-06 | 85 | 6 |
| Johnson, Ishmyl | DL | Michigan State | 2014 | 99 | 1 |
| Johnson, Jeroid | DB | Oklahoma State | 2007-08 | 5 | 33 |
| Johnson, Kim | OL/DL | Oklahoma State | 1989 | xx | 1 |
| Johnson, Lee | OL/DL | Missouri | 1993 | 56 | 6 |
| Johnson, Tremaine | DL | LSU | 2013 | 91 | 5 |
| Jones, Brandon | DB | Georgia State | 2012 | 21 | 7 |
| Jones, Byron | DB | Texas A&M | 2007-11 | 11, 28 | 7 |
| Jones, Kenyatta | OL | South Florida | 2008 | 50 | 9 |
| Jones, Mark | WR/DB | Tennessee | 2012 | 5 | 6 |
| Jones, Richard | DL/LB | Texas Tech | 2012 | 99 | 13 |
| Jones, Tony | WR/LB | Salem (VA) | 1991 | 30 | 1 |
| Jones, Tony | FB/LB | Illinois State | 1995-98 | 40, 44 | 40 |
| Jones, Tramain | DS | Angelo State (TX) | 2004-06 | 5 | 46 |
| Jordan, Sean | WR/DB | Army | 1993 | 2 | 1 |
| Jordan, Terry | QB | North Carolina State | 1993 | 4 | 1 |
| Julmiste, Jesse | WR | Massachusetts | 2013 | 3 | 0 |

K

| | | | | | |
|------------------|-------|-----------------------|-----------------|----------|----|
| Kaiser, Jason | WR/DB | Culver-Stockton (MO) | 2002 | 6 | 2 |
| Kaleita, Tom | OL | Eastern Michigan | 2007-12 | 75 | 71 |
| Kaleo, John | QB | Maryland | 2000-03, '07 | 3 | 56 |
| Karg, Terry | QB | Central Washington | 1993-94 | 10, 4 | 9 |
| Kelchner, Jake | QB | West Virginia | 1995-96 | 17 | 2 |
| Kellogg, Jack | WR/DB | Eastern Michigan | 1997 | 6, 8 | 2 |
| Kennedy, Adam | QB | Arkansas State | 2016 | 8 | 12 |
| Kennedy, Larry | WR/DB | Florida | 1997 | 5 | 5 |
| Kennedy, Lincoln | OL | Washington | 2007, '10 | 72 | 11 |
| Kenney, Darrin | OL/DL | Lycoming College (PA) | 1993 | 50 | 2 |
| Kerr, Michael | OL/DL | Florida | 1997 | 50 | 7 |
| Kevin-Dolce | LB/DL | Virginia | 2012-13 | 59 | 2 |
| Kinlaw, Eugene | DL | Troy | 2012 | 49 | 4 |
| Kinney, Kelvin | OL/DL | Virginia State | 2003-05, '08-10 | 1, 3, 56 | 73 |
| King, Jerome | OL/DL | Louisiana Tech | 2004-05 | 99 | 1 |
| King, Shawn | OL/DL | Louisiana-Monroe | 2004 | 4 | 6 |
| Kirlew, Jammie | DL | Indiana | 2014 | 98 | 17 |
| Kuyateh, Abdul | OL | Louisville | 2013 | 49 | 1 |
| Kratz, Steve | K | Kutztown State (PA) | 2003 | 27 | 1 |

| Name | Position | College | Seasons | Uniform # | Games |
|---------------------|----------|------------------------|--------------|------------|-------|
| L | | | | | |
| LaFrance, George | OS | Baker (KS) | 1994-99 | 25-retired | 90 |
| Lacey, V'Keon | WR | Angelo State | 2016 | 10 | 7 |
| Lamur, Sammuel | QB | Kansas State | 2014 | 4 | 1 |
| Landry, Doug "Tank" | FB/LB | Louisiana Tech | 1992-93 | 39 | 9 |
| Lane, Deryl | FB/LB | Langston (OK) | 2002 | 29 | 6 |
| Langham, Antonio | DS | Alabama | 2004 | 32 | 0 |
| Larsen, Lee | K | Hawaii | 1987 | 22 | 7 |
| Lawson, Mike | OL/DL | Miami (FL) | 2004-06 | 99 | 12 |
| Lazecki, Mike | K | Saskatchewan | 1994 | 10 | 2 |
| Leach, Matt | K | Florida | 2007 | 19 | 1 |
| Lee, Delphrine | DS | McNeese State | 2004 | 11 | 3 |
| Lewis, Reggie | DB | Florida | 2008-10 | 3 | 4 |
| Lindsey, Michael | WR/KR | N.W. Mississippi | 2011-14, '16 | 10, 9 | 66 |
| Lopez, Carlos | K | Middle Tennessee State | 2014 | 3 | 3 |
| Lott, James | WR/DB | Texas | 1990 | 17 | 5 |
| Lowe, Jonathan | WR | Alabama | 2012 | 5 | 3 |
| Lucas, Al | OL/DL | Troy State | 2003 | 76-retired | 16 |
| Lyles, Robert | FB/LB | Texas Christian | 1994 | 32 | 6 |

M

| | | | | | |
|--------------------|-----------|------------------------|--------------|------------|----|
| Maiden, Petey | WR/LB | Utah State | 1992 | 29 | 1 |
| Manfre, Rocco | OL | Marist | 2015 | 54 | 0 |
| March, Joe | OL/DL | Murray State | 1993-96 | 73, 99, 64 | 38 |
| Marler, Seth | K | Tulane | 2007-08 | 4 | 30 |
| Marshall, Torrance | FB/LB | Oklahoma | 2007-08 | 10 | 31 |
| Martin, Bryan | QB | Weber State | 1998 | 10 | 2 |
| Martin, Lawrence | OL | South Florida | 2014 | 54 | 0 |
| Mays, Frank | DL | Florida A&M | 2015 | 97 | 3 |
| Mayes, Jeff | WR/LB | Vanderbilt | 1991-94 | 16, 89 | 30 |
| Maynor, Connell | QB, WR/LB | North Carolina A&T | 1994-96 | 15, 1 | 5 |
| Mays, Alvoid | WR/DB | West Virginia | 1998-99 | 1, 41 | 2 |
| McCaleb, Bruce | FB | Delta State | 2013 | 44 | 3 |
| McCaskill, Nevin | OL | Hampton | 2013 | 77 | 19 |
| McClendon, John | WR/DB | Tennessee | 1987 | 31 | 7 |
| McClinton, James | DL | Kansas | 2016 | 94 | 16 |
| McCoy, James | DB | Middle Tennessee State | 2010 | 10 | 8 |
| McCullough, Alfred | OL | Alabama | 2013-16 | 52, 68 | 48 |
| McCummings, Gary | OL/DL | Syracuse | 1992 | 73 | 2 |
| McDonald, Devon | FB/LB | Notre Dame | 2001-02 | 45 | 11 |
| McDonald, Ryan | C | Illinois | 2011 | 50 | 18 |
| McGill, Tim | DL | Illinois | 2007-11 | 8 | 62 |
| McGlenn, Cameron | DB | Elon | 2016 | 18 | 15 |
| McIntosh, Erick | DB | Florida Atlantic | 2010-12 | 19 | 42 |
| McIntosh, Toddrick | OL/DL | Florida State | 1999 | 88 | 2 |
| McKinnon, Cedric | FB/LB | Bethune-Cookman | 1995-98, '00 | 41, 42 | 37 |



| Name | Position | College | Seasons | Uniform # | Games |
|--------------------|----------|----------------------|---------|-----------|-------|
| McLeod, David | WR/DB | James Madison | 2002 | 27 | 2 |
| McNeil, Raymond | C | Fort Valley State | 2014 | 50 | 18 |
| McPherson, Adrian | QB | Florida State | 2013 | 5 | 13 |
| Middleton, Harvey | OS | Georgia Tech | 2000-01 | 17 | 12 |
| Milanovich, Scott | QB | Maryland | 2002 | 87 | 1 |
| Miller, Andrew | OL | Virginia Tech | 2016 | 74 | 1 |
| Miller, George | OL/DL | xx | 1987 | xx | 6 |
| Miller, Jeff | OL/DL | Mississippi | 2001 | 77 | 3 |
| Miller, Kevin | OL | Florida Atlantic | 2011 | 73 | 2 |
| Miller, Travis | OL | North Dakota State | 2015 | 64 | 1 |
| Mills, Videl | FB/LB | Bethune-Cookman | 1999 | 42 | 1 |
| Minor, Robert | WR/DB | Iowa State | 1988 | xx | 12 |
| Mitchell, Clint | DL | Florida | 2007 | 57 | 0 |
| Mitchell, Ricky | WR/DB | Northern Illinois | 1987 | 8 | 6 |
| Mitchell, Stuart | QB | Cornell | 1988 | xx | 12 |
| Mitchell, Terrence | DB | South Florida | 2014 | 8 | 4 |
| Monroe, Thomas | WR/DB | Prairie View A&M | 1989-91 | 18,20,28 | 19 |
| Moody, Martel | DB | Villanove | 2012 | 18 | 2 |
| Moore, Craig | OL/DL | Mississippi State | 2006 | 55 | 3 |
| Moore, Dre | DL | Maryland | 2013 | 67 | 1 |
| Moore, Tyler | OL | Florida | 2015-16 | 73 | 6 |
| Moran, Brian | WR/DB | Akron | 1988 | xx | 12 |
| Moreland, Jarien | OL | Southern Illinois | 2015 | 64 | 4 |
| Mosley, Rod | DB | Texas A&M-Kingsville | 2012 | 17 | 2 |
| Morgan, Dwayne | OL | Clemson | 2007 | 73 | 5 |
| Muhammad, Umar | FB/LB | North Texas | 2004-06 | 35 | 38 |

N

| | | | | | |
|---------------------|-------|-------------------|---------|----|----|
| Napierkowski, Brent | OL/DL | Portland State | 1992 | 77 | 5 |
| Napoleon, Eugene | WR/DB | West Virginia | 1992 | 34 | 4 |
| Naziruddin, Khalid | DB | Texas Tech | 2007-08 | 26 | 20 |
| Nelson, Colin | DB | Maryland | 2011 | 14 | 2 |
| Nelson, Frisner | DL | Central Florida | 2012 | 98 | 5 |
| Nittmo, Bjorn | K | Appalachian State | 1998 | 5 | 16 |

O

| | | | | | |
|-------------------------|-------|----------------------|--------------|-------|----|
| Oats, Jami | WR/DB | South Carolina State | 2000-01 | 26 | 12 |
| Octavien, Steve | LB | Nebraska | 2012 | 48,53 | 15 |
| Ogrin, Pat | OL/DL | Wyoming | 1988 | xx | 12 |
| O'Hara, Pat | QB | Southern California | 2003-06 | 17 | 44 |
| Ohnegian, Pete | OL/DL | Lafayette | 1994 | 52 | 8 |
| Opfar, Dave | OL/DL | Penn State | 1988 | xx | 13 |
| Orday, Jonathan | DS | Boston College | 2003-06, '10 | 28 | 47 |
| Ortiz, Eric | FB/LB | Belhaven | 2010-11 | 55,17 | 23 |
| Osborne, Billy | WR/LB | Pittsburgh | 1990 | 19 | 8 |
| Ossai, Ben | OL | Washington | 2015-16 | 79 | 29 |
| Owen, Marcus "Snowball" | OL/DL | Kansas | 2007-08 | 66 | 33 |

| Name | Position | College | Seasons | Uniform # | Games |
|---------------------|----------|------------------------|---------|--------------|-------|
| P | | | | | |
| Parker, Anthony | OL | Western Michigan | 2016 | 72 | 14 |
| Parker, Cornell | WR/DB | Southern Methodist | 1997-98 | 13 | 3 |
| Payne, Darian | JLB | Alabama A&M | 2014 | 23 | 10 |
| Pearson, Travis | FB/LB | Alabama State | 1994 | 9 | 12 |
| Penright, Jarrod | FB/LB | Texas A&M | 2005-07 | 30,2 | 27 |
| Perkins, Tracey | WR/DB/DS | Lamar (TX) | 1991-99 | 18,5,8,24,99 | 116 |
| Peters, Mickey | WR/LB | Texas Tech | 2006 | 86 | 3 |
| Peterson, Alfred | DL | Rutgers | 2011 | 68 | 2 |
| Peterson, Craig | K | Cortland State (NY) | 2015-16 | 19 | 24 |
| Phillips, Alfred | DB | Wagner | 2015 | 14 | 18 |
| Phillips, Pernell | DL | Central State (OH) | 2012-13 | 92 | 30 |
| Pierre-Louis, Wondy | DB/LB | Florida | 2011 | 2 | 4 |
| Pilgrim, Evan | OL/DL | Brigham Young | 2004 | 63 | 6 |
| Pittman, Dominic | DL | North Alabama | 2016 | 55 | 5 |
| Poetsch, Ryan | K | Joliet JC (IL) | 1994 | 1 | 4 |
| Polite, Roy | DB | Middle Tennessee State | 2011 | 15 | 1 |
| Polo, Tavious | DB | Florida Atlantic | 2011-12 | 28 | 3 |
| Potts, Mike | QB | William & Mary | 2011 | 15 | 3 |
| Poulavaati, Sai | OL/DL | Oregon State | 2002-03 | 91 | 27 |
| Powell, Mike | FB/LB | Weber State | 1987-89 | 44 | 22 |
| Powell, Robert | C | Purdue | 2010 | 68 | 19 |
| Proctor, Basil | FB/LB | West Virginia | 2002-04 | 42 | 36 |
| Purifoy, Tristan | WR | North Alabama | 2015-16 | 13 | 4 |

Q

| | | | | | |
|-----------------------|----|--------------|------|----|---|
| Quaye, 'Ko' Kommanyen | DL | South Dakota | 2012 | 98 | 2 |
|-----------------------|----|--------------|------|----|---|

R

| | | | | | |
|-------------------------|-------|------------------------|-----------|---------|----|
| Rachal, Traco | DB | Texas A&M-Commerce | 2007-2008 | 21 | 27 |
| Rainey, James | WR/DB | Florida A&M | 1992 | 24 | 2 |
| Rafferty, James | WR/DB | Colgate | 1987 | 28 | 6 |
| Redmond, Jamie | WR/DB | Middle Tennessee State | 1995 | 3 | 1 |
| Reed, Rayshun | DB | Troy State | 2008 | 23 | 12 |
| Richmond, Rodney "Rock" | WR/DB | Oregon | 1987-88 | 29 | 12 |
| Ricker, A.J. | OL/DL | Missouri | 2006-07 | 70 | 19 |
| Rivas, Garrett | K | Michigan | 2010 | 18 | 19 |
| Roberson, John | WR | Texas A&M | 2010 | 14 | 1 |
| Roberts, R.J. | DL | Troy | 2013 | 55 | 11 |
| Robinson, Maurice | C | Prairie-View A&M | 2013 | 75 | 3 |
| Robinson, Sedrick | WR/KR | Kentucky Wesleyan | 2008-10 | 3,18 | 21 |
| Rodriguez, Prechae | WR | Auburn | 2012, '16 | 15 | 22 |
| Rogers, Lamar | OL/DL | Auburn | 1996 | 66 | 5 |
| Rogers, Ronald "Bo" | DB | Western Michigan | 2007 | 12 | 6 |
| Ross, Alvin | FB/LB | Central State (OH) | 1989 | 27 | 6 |
| Ross, Cornelius | WR/DB | Humboldt State (CA) | 1988-90 | 1,20,21 | 24 |



| Name | Position | College | Seasons | Uniform # | Games |
|---------------------|----------|--------------------|---------|-----------|-------|
| Ross, Ernest | WR/DB | Alabama-Birmingham | 2005 | 2 | 2 |
| Roundtree, Alphonso | WR/DB | Tulane | 2006 | 23 | 4 |
| Rowland, Lynn | OL/DL | Arkansas State | 1995-98 | 65,88 | 52 |
| Royal, Terrence | FB/LB | South Florida | 2008-13 | 12 | 44 |
| Rubin, DeAndrew | WR | South Florida | 2010 | 13 | 14 |
| Russell, Kevin | QB | California (PA) | 1987 | xx | 6 |
| Rutledge, Wondell | FB/DL | Toledo | 2012 | 23 | 9 |

S

| | | | | | |
|--------------------------|----------|------------------------|----------------|---------------|-----|
| Saddler-McQueen, Jimmy | DL | Texas A&M-Kingsville | 2012 | 93 | 5 |
| Saintil, Cleannord | WR | Middle Tennessee State | 2010 | 15 | 2 |
| Sammons, Emery | WR | Norfolk State | 2015 | 6 | 12 |
| Samuels, Lawrence | WR/LB | Livingston (AL) | 1994-00, 02-10 | 22-Retired,81 | 207 |
| Sanchez, Jeff | DS | Tulane | 2006 | 8 | 11 |
| Sanders, Tracy | WR/DB/DS | Florida State | 1994-99 | 27,86 | 37 |
| Saunders, David | WR/LB | West Virginia | 2002-05, '08 | 2,6,9 | 42 |
| Sawyer, Corey | DS | Florida State | 2002-03 | 23 | 23 |
| Schexnayder, Calvin | OS | Washington State | 2002 | 7 | 9 |
| Schonbrunner, Jeremy | OL | Temple | 2015 | 71 | 17 |
| Scott, Earl | OL/DL | Arkansas | 1997 | 52 | 4 |
| Scott, Padric | DL | Florida A&M | 2016 | 54 | 4 |
| Serini, Brad | C | Florida International | 2012-13 | 67 | 31 |
| Sesay, Brandon | DL | Texas Tech | 2015 | 91 | 16 |
| Shaw, Terrill | WR | Southern Mississippi | 2007-08 | 17 | 25 |
| Shelley II, Tim | DB | Fort Valley State | 2015 | 21 | 12 |
| Shelton, Isaiah | OL | Shepherd University | 2016 | 70 | 6 |
| Shepas, Rick | WR/DB | Youngstown State | 1988 | xx | 12 |
| Showers, Jermaine "Shea" | WR/DB | Florida State | 2004 | 2 | 9 |
| Siler, Clarence | OL/DL | Cal-Fullerton | 1995 | 75 | 0 |
| Simmons, Stacey | WR/DB | Florida | 1995 | 4 | 9 |
| Simpson, Carl | OL/DL | Florida State | 2002 | 72 | 7 |
| Singer, Paul | QB | Western Illinois | 1992 | 11 | 3 |
| Singleton, Carlos | WR | Memphis | 2012 | 17 | 1 |
| Sippio, Bobby | WR/DB | Western Kentucky | 2006 | 3 | 9 |
| Skinner, Justin | K | Citadel | 2000 | 18 | 5 |
| Slaton, Tony | WR/DB | Texas A&M | 1988 | xx | 6 |
| Slaughter, Chris | WR | Fort Valley State | 2014 | 81 | 0 |
| Smalls, Fred | FB/LB | West Virginia | 1990 | xx | 1 |
| Smith, Chris | DB | Northern Illinois | 2013-14 | 4 | 21 |
| Smith, David | FB/LB | Western Kentucky | 1990, 1993 | 21 | 14 |
| Smith, Donald | DB | Northern Illinois | 2013-14 | 23, 27 | 6 |
| Smith, Leroy | DS | Florida State | 2006-07 | 27 | 10 |
| Smith, Jermaine | DL | Georgia | 2010-11 | 98 | 32 |
| Smith, Omar | OL/DL | Kentucky | 2005 | 74 | 16 |
| Smith, Omarr | DS | San Jose State | 2003 | 14 | 19 |

| Name | Position | College | Seasons | Uniform # | Games |
|------------------|----------|------------------------------|----------------|-----------|-------|
| Smith, Robert | OL/DL | Grambling | 1991 | 21 | 7 |
| Smith, Sam | DB/LB | Delaware State | 2012 | 1 | 1 |
| Smith, Shevin | WR/DB | Florida State | 2004 | 3 | 3 |
| Smith, Warren | QB | Maine | 2016 | 2 | 3 |
| Spann, Gregory | WR/DB | Jackson State | 2001-02 | 2,22 | 7 |
| Solomon, Freddie | OS | South Carolina State | 2003-06 | 81 | 58 |
| Southwick, Danny | QB | Occidental | 2011 | 18 | 9 |
| Sperduto, Pat | OL/DL | Massachusetts | 1991-93 | 54,65, 54 | 20 |
| Stafford, Shane | QB | Connecticut | 2001-02, 04-06 | 6,14 | 65 |
| Stephens, Macey | WR/LB | South Carolina State | 1996 | 3 | 0 |
| Stoops, Mike | WR/DB | Iowa | 1987 | 30 | 6 |
| Stubbs, Cortez | DB | Concordia | 2016 | 21 | 17 |
| Stucker, Kenny | K | Ball State | 2003 | 6 | 4 |
| Sutton, Mike | OL/DL | Louisiana State | 2005 | 58 | 9 |
| Sutton, Walter | WR/DB | Southwestern Minnesota State | 1997 | 6 | 4 |
| Swanson, Riley | DB | Wake Forest | 2012 | 3 | 12 |
| Symonette, Alan | OL/DL | Miami (FL) | 2000 | 78 | 1 |
| Symons, BJ | QB | Texas Tech | 2007 | 13 | 0 |

T

| | | | | | |
|-------------------------|----------|--------------------------|-----------------------|------------|-----|
| Tanney, Mitch | QB | Monmouth | 2008 | 12 | 0 |
| Taplin, Greg | OL/DL | Michigan State | 2006 | 58 | 5 |
| Tarabrella, Dan | OL/DL | Tulsa | 1991 | 22 | 8 |
| Tarver, Hurley | WR/DB | Central Oklahoma State | 2003 | 5 | 2 |
| Thomas, Carl | OL/DL | Jackson State | 1993 | 72 | 3 |
| Thomas, Eric | OL/DL | Florida State | 2002-03 | 57 | 11 |
| Thomas, Stevie | WR/LB/OS | Bethune-Cookman | 1991-99 | 20-retired | 104 |
| Thompson, Donald | OL/DL | Shepherd (WV) | 1989-90 | 22,50,63 | 7 |
| Thornton, Michael | OL/DL | Florida A&M | 1997-98 | 60 | 3 |
| Timmons, Tyrone | WR | Mississippi Valley State | 2007-10 | 3,5,80 | 24 |
| Tinsley, Keith | WR/DB | Pittsburgh | 1988 | xx | 12 |
| Tisdale, Bryant | DB | Texas-El Paso | 2008 | 16 | 0 |
| Toliver, Antoine "T.T." | WR/DB | Bethune-Cookman | 2002-05, '07, '14-'15 | 1, 18 | 72 |
| Torresso, Nick | FB | Bowling Green | 2013 | 23 | 7 |
| Totten, Willie | QB | Mississippi Valley State | 1989 | 9 | 4 |
| Tow-Arnett, Jeff | OL | Minnesota | 2013 | 44 | 5 |
| Tranks, Samuel | WR | Seton Hill (PA) | 2014 | 84 | 2 |
| Turner, Calvin | OL/DL | West Virginia | 1988 | xx | xx |
| Turner, Lonnie | WR/DB | Cal-Pomona | 1988, '96 | 13 | 29 |
| Twyner, Gunnard | OS | Western Illinois | 2001-02 | 81 | 12 |
| Tyler, Demarcus "Tank" | DL | North Carolina State | 2013 | 72 | 16 |

U

| | | | | | |
|------------------|----|-------------------|---------|----|---|
| Udell, Marcus | DB | Middle Tenn State | 2011-12 | 2 | 5 |
| Ushery, Garrison | FB | West Georgia | 2015 | 51 | 1 |



| Name | Position | College | Seasons | Uniform # | Games |
|-----------------------|-------------|-----------------------|--------------|------------|-------|
| W | | | | | |
| Walker, Wayne | OS | Texas Tech | 1997-00 | 17 | 25 |
| Wallace, Alex | DB | San Jose State | 2007 | 9 | 2 |
| Walls, Craig | OL/DL | Indiana | 1987-88 | 54 | 18 |
| Walls, Kendall | OL/DL | Kentucky State | 1988 | xx | 12 |
| Washington, David | DL | Faulkner | 2015-16 | 97, 99 | 16 |
| Washington, Terrence | DB | West Virginia State | 2011 | 28 | 1 |
| Wasil, Stephen | QB | Albion (MI) | 2012 | 4 | 18 |
| Watts, Carl | OL/DL | North Carolina | 1991-93 | 24, 55 | 21 |
| Weatherford, Drew | QB | Florida State | 2010 | 11 | 19 |
| Weaver, Thomas | OL/DL | Kentucky State | 1987 | 67 | 6 |
| Wells, Kent | OL/DL | Nebraska | 1995-97 | 66, 77 | 13 |
| White, Dan | QB | Arizona | 1997 | 3 | 3 |
| White, David | FB/LB | Nebraska | 2002-05 | 29, 34 | 44 |
| White, Stephen | OL/DL | Tennessee | 2006 | 94 | 2 |
| Whitley, Curtis | OL/DL | Clemson | 2000 | 53 | 4 |
| Whittaker, Huey | WR/LB | South Florida | 2006-07, 11 | 15, 17 | 17 |
| Williams, Alvin | WR/DB | Texas Southern | 1989 | 22 | 4 |
| Williams, Chandler | WR | Florida International | 2012 | 18 | 12 |
| Williams, Jarvis | WR | North Carolina State | 2015 | 11 | 5 |
| Williams, John | DS | Southern | 2002-03 | 11 | 11 |
| Williams, Karl | WR | Texas A&M-Kingsville | 2007 | 6 | 15 |
| Williams, Kevin | WR/DB | Rutgers | 2000-01 | 2, 6 | 8 |
| Williams, Louis | OL/DL | Louisiana State | 2004-05 | 60 | 13 |
| Williams, Nick | DB | North Alabama | 2015 | 13 | 1 |
| Williams, Rod | OL/DL | Florida A&M | 1999-07 | 50 | 96 |
| Williams, Seth | DB | Richmond | 2016 | 29 | 4 |
| Williams, Victor | WR/LB | Northern Iowa | 2012 | 14 | 5 |
| Williams, Wayne | WR/DB | Louisiana State | 1995-98 | 21 | 45 |
| Willis, Darren | WR/DB | Arizona State | 1991, '93 | 1, 25 | 13 |
| Willis, Jacob | WR | Illinois | 2010 | 86 | 3 |
| Willis, Peter Tom | QB | Florida State | 1997-99 | 4 | 42 |
| Wilson, Charles | OS | Memphis | 1999-00 | 21 | 22 |
| Wilson, Julius | OL | Alabama-Birmingham | 2012 | 55 | 12 |
| Wilson, Ronnie | OL | Morgan State | 2011 | 71 | 0 |
| Wilson, Sir Mawn | WR/LB | Syracuse | 2000-02 | 21 | 20 |
| Wilson, Troy | OL/DL | Pittsburgh State (KS) | 2002-03 | 92 | 20 |
| Wiren, Nyle | FB/LB/OL/DL | Kansas State | 1998-08 | 2, 44 | 112 |
| Wise, Deatrich | OL/DL | Jackson State | 1992-93, '95 | 60, 67, 80 | 30 |
| Woodie, DeAngelo | WR | N/A | 2013 | 3 | 1 |
| Woods, Jerry | WR/DB | Northern Michigan | 1993 | 28 | 5 |
| Woods, Clinton "Tony" | OL/DL | Oklahoma | 1997-98 | 77 | 18 |
| Word, Mark | DL | Jacksonville State | 2007-08 | 90 | 17 |
| Worthman, Antoine | WR/DB | Illinois State | 1996-98, '00 | 10, 23, 30 | 53 |
| Wright, Adrian | FB/LB | Virginia Union | 1991 | 26 | 4 |

| Name | Position | College | Seasons | Uniform # | Games |
|--------------------|----------|-----------------------|--------------|-----------|-------|
| Wright, John "Bo" | FB/LB | Alabama | 1991 | 27 | 6 |
| Wyatt, Willie | OL/DL | Alabama | 1995-99, '01 | 55, 56 | 68 |
| Word, Mark | DL | Jacksonville State | 2007-08 | 90 | 17 |
| Wyatt, Willie | OL/DL | Alabama | 1995-99, '01 | 55, 56 | 68 |
| Y | | | | | |
| Yagiello, Stan | QB | William & Mary | 1987 | xx | 6 |
| Yates, Willis | OL/DL | Tennessee-Chattanooga | 1987 | 68 | 6 |
| Young, Floyd | DS | Texas A&M-Kingsville | 2006 | 4 | 3 |
| Young, Gerald | WR/KR | Charleston Southern | 2016 | 3 | 4 |
| Young, Tony | WR/DB | Albany State (GA) | 1991 | 28 | 1 |
| Z | | | | | |
| Zbydniowski, Brian | FB/LB | Belhaven (MS) | 2011 | 3 | 12 |
| Zeno, Marc | FB/LB | Tulane | 1991 | 84 | 8 |
| Zuluaga, Javier | FB/LB | Navy | 1994 | 46 | 0 |

Italics – Member of Pittsburgh Gladiator

xx – Information is not available

MOST GAMES PLAYED

| Player | Games |
|-------------------|-------|
| Lawrence Samuels | 207 |
| Andre Bowden | 120 |
| Tracey Perkins | 116 |
| Nyle Wiren | 112 |
| Stevie Thomas | 104 |
| Rod Williams | 96 |
| Ernest Certain | 91 |
| George LaFrance | 90 |
| T.T. Toliver | 89 |
| Jay Gruden | 82 |
| Kelvin Kinney | 73 |
| Sylvester Bembery | 69 |
| Willie Wyatt | 68 |
| Shane Stafford | 65 |
| Les Barley | 64 |
| Darion Conner | 62 |
| Tim McGill | 62 |

RETIRED NUMBERS

- 7 - Jay Gruden, QB
- 20 - Stevie Thomas, WR
- 22 - Lawrence Samuels, WR
- 24 - Tracey Perkins, DB
- 25 - George LaFrance, WR/KR
- 76 - Al Lucas, DL
- 78 - Sylvester Bembery, DL/OL



ALL-TIME HOME ATTENDANCE

AMALIE ARENA

| YEAR | REGULAR | SEASON | PLAYOFF | TOTAL |
|--------|-----------|----------|------------------|--------------------|
| 2016 | 71,838 | (8,980) | none | 71,838 (8,980) |
| 2015 | 110,808 | (12,312) | none | 110,808 (12,312) |
| 2014 | 102,623 | (11,403) | none | 102,623 (11,403) |
| 2013 | 106,015 | (11,779) | none | 106,015 (11,779) |
| 2012 | 88,183 | (9,798) | none | 88,183 (9,798) |
| 2011 | 97,002 | (10,778) | none | 97,002 (10,778) |
| 2010 | 121,896 | (15,237) | 10,104 | 132,000 (14,667) |
| 2008 | 134,347 | (16,793) | none | 134,347 (16,793) |
| 2007 | 126,306 | (15,788) | 10,221 | 136,527 (15,170) |
| 2006 | 118,566 | (14,821) | none | 118,566 (14,821) |
| 2005 | 124,150 | (15,519) | none | 124,150 (15,519) |
| 2004 | 114,786 | (14,348) | none | 114,786 (14,348) |
| 2003 | 99,701 | (12,463) | 46,846 (15,615) | 146,547 (13,322) |
| 2002 | 87,235 | (12,462) | none | 87,235 (12,462) |
| 2001 | 111,659 | (15,951) | 12,454 | 124,113 (13,790) |
| 2000 | 83,384 | (11,912) | 11,737 | 95,121 (11,890) |
| 1999 | 74,595 | (10,656) | 10,706 | 85,301 (10,662) |
| 1998 | 82,017 | (11,717) | 38,274 (12,758) | 120,291 (11,982) |
| 1997 | 95,858 | (11,982) | none | 95,858 (11,982) |
| Totals | 1,950,969 | (12,751) | 140,342 (12,758) | 2,091,311 (12,751) |

THUNDERDOME

| YEAR | REGULAR | SEASON | PLAYOFF | TOTAL |
|--------|---------|----------|------------------|------------------|
| 1996 | 104,307 | (14,901) | 26,593 (13,297) | 130,900 (14,544) |
| 1995 | 89,651 | (14,941) | 45,457 (15,152) | 136,703 (15,189) |
| 1994 | 109,268 | (18,211) | none | 109,268 (20,114) |
| 1993 | 122,814 | (20,091) | 21,111 | 143,925 (20,561) |
| 1992 | 100,453 | (20,091) | 20,231 | 120,684 (20,114) |
| 1991 | 85,470 | (17,094) | none | 103,955 (17,326) |
| Totals | 611,963 | (17,485) | 113,392 (16,199) | 726,950 (17,308) |

PITTSBURGH CIVIC ARENA

| YEAR | REGULAR | SEASON | PLAYOFF | TOTAL |
|--------|---------|----------|---------|-----------------|
| 1990 | 21,156 | (5,289) | none | 21,156 (5,289) |
| 1989 | 4,373 | none | none | 4,373 (4,373) |
| 1988 | 41,185 | (6,864) | none | 41,185 (6,864) |
| 1987 | 38,568 | (12,856) | 13,232 | 51,800 (12,950) |
| Totals | 105,282 | (7,520) | 13,232 | 118,514 (7,901) |

Storm Totals **2,485,568** **(13,363)** **285,451** **(14,273)** **2,771,019** **(13,452)**

() = average attendance If no (), then only one game played.

| HOME GAMES PLAYED | REG. SEASON | PLAYOFFS | OVERALL |
|-------------------------|-------------|----------|---------|
| Amalie Arena: | 153 | 11 | 164 |
| Thunderdome: | 35 | 8 | 43 |
| Pittsburgh Civic Center | 15 | 1 | 16 |
| All-Time: | 203 | 20 | 223 |

SINGLE AFL-GAME ATTENDANCES

Preseason: 30,013 vs. Detroit 5/07/93 Regular Season: 28,746 vs. Orlando 6/19/93
 Playoff: 21,111 vs. Albany 8/06/93 ArenaBowl: 25,087 vs. Orlando 9/01/95

The Tampa Bay Storm holds 19 of the top 20 regular season attendance records and 18 of the top 20 overall in Arena Football history. In fact, the Storm played in 19 of the top 20 overall attended games as they won ArenaBowl V in Detroit. Tampa Bay is an impressive 17-2 in those games; both losses came to the hands of Orlando. The Storm hold six of the top ten playoff attendance marks with a 5-1 record in those and the top 16 regular season records with a 14-2 record.

ATTENDANCE RECORDS

HIGHEST ATTENDANCES IN AFL HISTORY

| | | | |
|-----|--------|-----------------|-------------------------------|
| 1. | 28,746 | vs. Orlando (L) | 6/19/93 |
| 2. | 25,087 | vs. Orlando | 9/01/95(ArenaBowl IX) |
| 3. | 24,445 | vs. Denver | 7/13/95 |
| 4. | 24,055 | vs. Orlando | 7/29/95 |
| 5. | 22,464 | vs. Albany | 7/18/92 |
| 6. | 21,693 | vs. New Orleans | 8/02/91 |
| 7. | 21,240 | vs. Charlotte | 8/01/92 |
| 8. | 21,111 | vs. Albany | 8/06/93(First Round Playoffs) |
| 9. | 20,819 | vs. Orlando | 8/13/94 |
| 10. | 20,535 | vs. Cleveland | 6/20/92 |
| 11. | 20,532 | vs. Charlotte | 6/05/93 |
| 12. | 20,496 | vs. Arizona | 6/22/03(ArenaBowl XVII) |
| 13. | 20,357 | at Detroit | 8/17/91(ArenaBowl V) |
| 14. | 20,266 | vs. Milwaukee | 7/09/94 |
| 15. | 20,231 | vs. Cincinnati | 8/08/92 |
| 16. | 20,091 | vs. Orlando (L) | 7/02/92 |
| 17. | 19,875 | DAL vs. DET | 8/13/90(ArenaBowl IV) |
| 18. | 19,867 | vs. New Jersey | 7/21/01 |
| 19. | 19,438 | vs. Albany | 7/24/93 |
| 20. | 19,378 | vs. Miami | 7/17/93 |

HIGHEST ATTENDANCES IN REGULAR SEASON

| | | | |
|-----|--------|-----------------|---------|
| 1. | 28,746 | vs. Orlando (L) | 4/09/05 |
| 2. | 24,445 | vs. Denver | 7/13/91 |
| 3. | 24,055 | vs. Orlando | 7/29/95 |
| 4. | 22,464 | vs. Albany | 7/18/92 |
| 5. | 21,692 | vs. New Orleans | 8/02/91 |
| 6. | 21,249 | vs. Charlotte | 8/01/92 |
| 7. | 20,819 | vs. Orlando | 8/13/94 |
| 8. | 20,532 | vs. Charlotte | 6/05/93 |
| 9. | 20,335 | vs. Cleveland | 6/20/92 |
| 10. | 20,266 | vs. Milwaukee | 7/09/94 |
| 11. | 20,091 | vs. Orlando (L) | 7/02/92 |
| 12. | 19,867 | vs. New Jersey | 7/21/01 |
| 13. | 19,438 | vs. Albany | 7/24/93 |
| 14. | 19,378 | vs. Miami | 7/17/93 |
| 15. | 19,031 | vs. Miami | 6/25/94 |
| 16. | 18,794 | vs. Orlando | 4/09/05 |
| 17. | 18,741 | CLB vs. PHI | 5/17/08 |
| 18. | 18,486 | vs. Cleveland | 5/15/93 |
| 19. | 18,244 | vs. New York | 5/15/05 |
| 20. | 18,244 | vs. Austin | 6/23/07 |

STORM RECORDS

ALL-TIME COACHES

HEAD COACHES

Joe Haering (1987-1990) *Pittsburgh Gladiators
Fran Curci (1991)
Lary Kuharich (1992-94)
Tim Marcum (1995-2010)
Dave Ewart (2011-2013)
Lawrence Samuels (2014-2016)

ASSISTANT COACHES

John C. Fontes (1991)
Larry Kuharich (1991, 2002)
James Taubert (1991)
John Gutekunst (1992)
Lou Saban (1992)
Bob Heffner (1993)
Doug Kay (1993, 2002, 2013-14)
Lynn Bradford (1994)
Larry O'Roark (1994)
Deatrich Wise (1994)
Pat Spertudo (1994-95)
Al Tanara (1995-96)
Dave Whinham (1995-97, 2000, 2002)
Tom Rossley (1997)
Bob Shackelford (1995-2002)
Dave Knaus (1998-99, 2001-02)
Ron Selesky (1998-99)
Eddie Vowell (1998-99, 2001-02, 2007-08)
Mitch Matuska (2001-04)
Dave Ewart (2003-2010)
Mark Stoute (2005)

Pat O'Hara (2005^, 2007-08)
James 'Jimmy' Dunn (2006)
Pete Kuharchek (2006, 2008)
Tony Jones (2010)
Donnie Abraham (2011-12)
John Kaleo (2011)
Nyle Wiren (2011)
John Gregory (2012)
Lawrence Samuels (2012-13)
Dave Wilson (2012-present)
Chris Hovan (2013-2015)
Doug Miller (2014)
Ernie Leal (2015)
Joshua Bauman (2015)
Michael Feagin (2015)
Dean Cokinos (2016)
Benjamin 'Benji' McDowell (2016)
Bruce McCaleb (2016)
Shane Stafford (2016)
^Player/Coach



PLAYOFFS





FRANCHISE PLAYOFF HISTORY

GLADIATORS IN THE PLAYOFFS

| DATE | OPPONENT | SCORE | ATTENDANCE | MVP | IRONMAN |
|-----------|-----------|----------|-----------------|-------------------|----------------------|
| 8/1/1987* | Denver | L, 16-45 | 13,232 | Gary Mullen (DEN) | Steve Trimblen (DEN) |
| 7/22/1988 | @ Detroit | L, 25-34 | 15,135 | No Record | No Record |
| 8/12/1989 | Denver | W, 39-37 | 5,417 – Neutral | No Record | No Record |
| 8/18/1989 | @ Detroit | L, 26-39 | 19,875 | No Record | No Record |
| 8/6/1990 | @ Detroit | L, 30-61 | 15,874 | No Record | No Record |

PLAYOFF RECORD: (1-4, .200)

STORM IN THE PLAYOFFS

| DATE | OPPONENT | SCORE | ATTENDANCE | MVP | IRONMAN |
|---------|----------------|---------------|------------|----------------------|-----------------------|
| 8/10/91 | @ Denver | W, 40-13 | 18,485 | Stevie Thomas | Lynn Bradford |
| 8/17/91 | @ Detroit | W, 48-42 | 20,357 | Stevie Thomas | Darren Willis |
| 8/08/92 | Cincinnati | W, 41-36 | 20,231 | Jay Gruden | Eddie Brown |
| 8/15/92 | @ Orlando | L, 21-24 (OT) | 13,680 | Carl Aikens (ORL) | B. Wagner (ORL) |
| 8/06/93 | Albany | W, 48-34 | 21,111 | Stevie Thomas | Les Barley |
| 8/14/93 | @ Orlando | W, 55-52 | 13,680 | Jay Gruden | Andre Bowden |
| 8/23/93 | @ Detroit | W, 51-31 | 12,989 | Jay Gruden | Keith Browner |
| 8/20/94 | @ Mass. | L, 51-58 | 6,858 | A. Langley(Mass.) | D. Smith (Mass.) |
| 8/12/95 | Memphis | W, 53-41 | 9,082 | Jay Gruden | G. Lewis (Memphis) |
| 8/18/95 | Albany | W, 56-49 | 11,288 | Jay Gruden | Stevie Thomas |
| 9/01/95 | Orlando | W, 48-35 | 25,087* | George LaFrance | B. Wagner (ORL) |
| 8/09/96 | Anaheim | W, 30-16 | 13,021 | Johnnie Harris | Kent Wells |
| 8/16/96 | Arizona | W, 55-54 | 13,572 | George LaFrance | C. McKinnon |
| 8/26/96 | @ Iowa | W, 42-38 | 11,411 | Stevie Thomas | L. Conley (Iowa) |
| 8/10/97 | @ Nashville | W, 52-49 | 10,214 | George LaFrance | Andre Bowden |
| 8/16/97 | @ Arizona | L, 46-49 (OT) | 15,749 | C. Schexnayder (ARZ) | B. Easter (ARZ) |
| 8/07/98 | San Jose | W, 65-46 | 11,001 | George LaFrance | Les Barley |
| 8/14/98 | New Jersey | W, 49-23 | 10,051 | Johnnie Harris | Andre Bowden |
| 8/23/98 | Orlando | L, 31-62 | 17,222 | Rick Hamilton (ORL) | B. Wagner (ORL) |
| 8/07/99 | Orlando | L, 19-41 | 10,706 | Barry Wagner (ORL) | B. Wagner (ORL) |
| 7/29/00 | Milwaukee | W, 72-64 | 11,737 | James Bowden | Lawrence Samuels |
| 8/03/00 | @ Orlando | L, 24-34 | 13,122 | Connell Maynor (ORL) | Clif Dell (ORL) |
| 8/05/01 | Indiana | L, 31-68 | 12,454 | Eddie Brown (IND) | Jay Jones (IND) |
| 7/27/02 | @ Los Angeles | W, 66-41 | 9,203 | Shane Stafford | Lawrence Samuels |
| 8/03/02 | @ San Jose | L, 48-55 | 13,074 | John Dutton (SJS) | Barry Wagner (SJS) |
| 5/31/03 | Detroit | W, 52-48 | 12,322 | Freddie Solomon | Lawrence Samuels |
| 6/07/03 | Orlando | W, 60-50 | 14,028 | John Kaleo | T.T. Toliver |
| 6/22/03 | Arizona | W, 43-29 | 20,496 | Lawrence Samuels | Lawrence Samuels |
| 6/05/04 | @ San Jose | L, 52-56 | 11,130 | Mark Grieb (SJS) | Lawrence Samuels |
| 5/29/05 | @ Georgia | L, 46-62 | 10,579 | Troy Bergeron (GEO) | Chris Jackson (GEO) |
| 6/30/07 | Columbus | L, 56-55 | 10,221 | Terrill Shaw | Lawrence Samuels |
| 8/07/10 | @ Tulsa | W, 68-38 | 5,964 | Brett Dietz | Sedrick Robinson |
| 8/14/10 | Orlando | W, 63-62 | 10,104 | TT Toliver (ORL) | Robert Quiroga (ORL) |
| 8/20/10 | @ Spokane | L, 57-69 | 10,775 | Kyle Rowley (SPK) | Huey Whittaker (SPK) |
| 8/3/13 | @ Jacksonville | L, 62-69 | 7,899 | Bernard Morris (JAX) | Jeff Hughley, (JAX) |
| 8/7/16 | @ Philadelphia | L, 41-63 | 5,540 | Dan Raudabaugh (PHI) | Darius Reynolds (PHI) |

PLAYOFF RECORD: (22-14, .611)

OVERALL PLAYOFF RECORD (23-18, .561)

* Highest attendance in ArenaBowl and playoff history **BOLD** = ArenaBowl

- The Franchise is 5-4 in the title game (Pittsburgh 0-2 and Tampa Bay 5-2). The Storm won ArenaBowl's V, VII, IX, X and XVII.
- They lost ArenaBowl I, III as the Gladiators; XII and XXIII as the Storm

| SCORE BY QTR | 1 | 2 | 3 | 4 | OT | FINAL | ATTENDANCE | AVERAGE | RECORD | |
|--------------|-----|-----|-----|-----|----|-------|------------|---------|--------|------|
| Opponent | 409 | 496 | 408 | 482 | 9 | 1804 | Home | 266,966 | 14,831 | 14-5 |
| Pitt-Tam | 386 | 565 | 402 | 459 | 3 | 1815 | Away | 253,694 | 12,080 | 8-13 |
| | | | | | | | Neutral | 5,417 | 5,417 | 1-0 |

ARENA BOWL I

PITTSBURGH CIVIC ARENA: PITTSBURGH, PA

AUGUST 1, 1987

ATTENDANCE: 13,232

DENVER 45, PITTSBURGH 16

Denver, led by quarterback Whit Taylor's 201 yards passing and four touchdowns, took a 32-0 lead heading into the fourth quarter. Pittsburgh's first points came on a Mike Hohensee-to-league MVP Russell Hairston 11-yard strike at 3:43 of the fourth. Eventual Hall of Famer Gary Mullen had nine receptions for 123 yards and three touchdowns.



| SCORE BY QTR | 1ST | 2ND | 3RD | 4TH | FINAL |
|-----------------------|-----|-----|-----|-----|-------|
| Denver Dynamite | 12 | 6 | 14 | 13 | 45 |
| Pittsburgh Gladiators | 0 | 0 | 0 | 16 | 16 |

SCORING SUMMARY

| | | |
|------|---|--|
| Den | 1 | Forte fumble recovery (Morales kick) (8:27) |
| Den | 1 | Prather 2 run (pass failed) (9:37) |
| Den | 2 | Mullen 26 pass from W. Taylor (pass failed) (4:38) |
| Den | 3 | Rodgers 32 pass from W. Taylor (Morales kick) (9:48) |
| Den | 3 | Trimble 47 interception return (Morales kick) (15:00) |
| Pitt | 4 | Hairston 11 pass from Hohensee (two-point conversion) (3:43) |
| Den | 4 | Mullen 5 pass from W. Taylor (Morales kick) (6:13) |
| Den | 4 | Mullen 19 pass from W. Taylor (kick blocked) (11:49) |
| Pitt | 4 | Richmond 14 pass from Folmar (two-point conversion) (14:28) |

PASSING

| | |
|------|---|
| Den | W. Taylor 28-14-1 201 (4 TDs). |
| Pitt | Hohensee 37-18-3 186 (1 TD), Folmar 18-7-1 56 (1 TD). |

RECEIVING

| | |
|------|--|
| Den | Mullen 9-123 (3 TDs), Rodgers 1-32 (1 TD), Brewer 1-16, Trimble 1-15, Prather 1-11, D. Taylor 1-4. |
| Pitt | Hairston 8-83 (1TD), Rafferty 6-45, Richmond 5-44, McClennon 3-39, Powell 2-19, Stoops 1-12. |

RUSHING

| | |
|------|---|
| Den | Prather 4-24 (1 TD), Brewer 2-3, D. Taylor 1-0. |
| Pitt | Hohensee 2-24, McClennon 1(-2). |



ARENA BOWL II

JOE LOUIS ARENA: DETROIT, MI

AUGUST 18, 1989

ATTENDANCE: 19,875



DETROIT 39, PITTSBURGH 26

Detroit's George LaFrance scored a touchdown in the third quarter with the Drive leading by just seven points. The victory was the third overall championship for Detroit head coach Tim Marcum. Pittsburgh's Rusty Fricke connected on an ArenaBowl record 55-yard field goal. Workhorse Lynn Bradford ran 12 times for 46 yards and a pair of touchdowns, including a title game record 17-yard scamper in the first quarter. Pittsburgh snared a record five interceptions.

| SCORE BY QTR | 1 | 2 | 3 | 4 | F |
|-----------------------|----|----|----|---|----|
| Pittsburgh Gladiators | 3 | 9 | 14 | 0 | 26 |
| Detroit Drive | 16 | 10 | 13 | 0 | 39 |

SCORING SUMMARY

| | | |
|-----|-----|---|
| DET | 1st | Safety (fumble through endzone) (1:07) |
| DET | 1st | Burris 1 run (Bojovic kick) (7:35) |
| PIT | 1st | Fricke 55 FG (9:58) |
| DET | 1st | Bradford 17 run (Bojovic kick) (13:29) |
| DET | 2nd | Bojovic 50 FG (3:09) |
| PIT | 2nd | Fricke 30 FG (5:41) |
| DET | 2nd | Bradford 2 run (Bojovic kick) (12:53) |
| PIT | 2nd | Powell 2 run (pass failed) (14:50) |
| PIT | 3rd | Ross 23 fumble return (Fricke kick) (0:42) |
| DET | 3rd | LaFrance 32 pass from Burris (kick failed) (7:05) |
| DET | 3rd | Mullen 12 pass from Burris (Bojovic kick) (8:53) |
| PIT | 3rd | Gardner 19 pass from Totten (Fricke kick) (13:56) |

PASSING

| | |
|-----|-----------------------------|
| PIT | Totten 36-19-0 149 (1 TD). |
| DET | Burris 26-12-5 176 (2 TDs). |

RECEIVING

| | |
|-----|---|
| PIT | Monroe 4-23, Williams 3-45, Gardner 10-77 (1 TD), Anderson 1-3, Ross 1-1. |
| DET | LaFrance 2-39 (1 TD), Dixon 4-66, Mullen 6-71 (1 TD). |

RUSHING

| | |
|-----|--|
| PIT | Monroe 1-6, Totten 3(-7), Powell 4-3 (1 TD), Anderson 1-1. |
| DET | Bradford 12-46 (2 TDs), Burris 2-4 (1 TD). |

RETURNS

| | |
|-----|---------------------------|
| PIT | Williams 3-64, Ross 2-28. |
| DET | La France 5-66. |

ARENA BOWL V

JOE LOUIS ARENA: DETROIT, MI

AUGUST 17, 1991

ATTENDANCE: 20,357



TAMPA BAY 48, DETROIT DRIVE 42

The Tampa Bay Storm capped off an unforgettable inaugural season with an improbable victory over the mighty Detroit Drive in Detroit to claim the ArenaBowl V championship. Game MVP Stevie Thomas hauled in the game-winning score from quarterback Jay Gruden with just 39 seconds remaining. The 35-yard pass broke a 42-42 tie score and gave the Storm their first league championship. Thomas finished with five receptions for 117 yards and tied an ArenaBowl record with four touchdown catches. Gruden, a rookie, passed for 298 yards. The Storm finished the 1993 season with a 10-2 record, losing only to Orlando in the season opener and at Denver. The Storm would exact revenge on both teams later in the season, returning the favor in Orlando and downing the Dynamite in the playoff semi-finals to advance to the championship game.

| SCORE BY QTR | 1 | 2 | 3 | 4 | F |
|-----------------|----|----|----|----|----|
| Tampa Bay Storm | 7 | 21 | 14 | 6 | 48 |
| Detroit Drive | 14 | 7 | 9 | 12 | 42 |

SCORING SUMMARY

| | | |
|-----|-----|---|
| TAM | 1st | Gruden 1 run (Hickert kick) (5:15) |
| DET | 1st | Mullen 10 pass from Schlichter (Bojovic kick) (7:42) |
| DET | 1st | LaFrance 32 pass from Schlichter (Bojovic kick) (14:38) |
| TAM | 2nd | Thomas 13 pass from Gruden (Hickert kick) (4:53) |
| DET | 2nd | Rettig 2 run (Bojovic kick) (8:10) |
| TAM | 2nd | Bradford 3 run (Hickert kick) (14:20) |
| TAM | 2nd | Thomas 42 pass from Gruden (Hickert kick) (15:00) |
| DET | 3rd | McClay 13 pass from Schlichter (kick failed) (3:14) |
| TAM | 3rd | Willis 37 pass from Gruden (Hickert kick) (5:58) |
| DET | 3rd | Bojovic 46 FG (9:30) |
| TAM | 3rd | Thomas 17 pass from Gruden (Hickert kick) (14:08) |
| DET | 4th | Mullen 23 pass from Schlichter (kick failed) (0:50) |
| DET | 4th | Anderson 1 run (pass failed) (13:40) |
| TAM | 4th | Thomas 35 pass from Gruden (kick failed) (14:21) |

PASSING

| | |
|-----|---------------------------------|
| TAM | Gruden 36-20-3 298 (5 TDs). |
| DET | Schlichter 30-17-2 265 (4 TDs). |

RECEIVING

| | |
|-----|---|
| TAM | Willis 6-124 (1 TD), Thomas 5-117 (4 TDs), Howard 1-3, Perkins 3-19, Bradford 1-6, Calip 3-19, Wright 1-10. |
| DET | Mullen 7-130 (2 TDs), McClay 2-22 (1 TD), LaFrance 4-69 (1 TD), Dixon 3-31, Anderson 1-13. |

RUSHING

| | |
|-----|--|
| TAM | Gruden 4-10 (1 TD), Bradford 5-17 (1 TD), Perkins 1-3, Wright 2 (-2), Bowden 1 (-4). |
| DET | Rettig 3-14 (1 TD), Schlichter 3-3, Anderson 5-17 (1 TD). |

RETURNS

| | |
|-----|---|
| TAM | Willis 2-36, Crawford 1-4, Thomas 2-27. |
| DET | LaFrance 6-115, McClay 1-12. |



ARENA BOWL VII

JOE LOUIS ARENA: DETROIT, MI
AUGUST 21, 1993
ATTENDANCE: 12,989



TAMPA BAY STORM 51, DETROIT DRIVE 31

Two years after winning their first ArenaBowl championship, the Storm returned to Detroit in quest of their second world championship. And, this time, the outcome wasn't nearly as close. The Storm jumped out to a quick 10-0 first quarter lead and posted 20 points in the second quarter to deliver an early TKO to the Drive. Quarterback Jay Gruden was named Game MVP after completing 18-of-32 passes for 204 yards and three touchdowns. Les Barley, who in 1997 would become the league's all-time leading rusher, an honor which he still holds, rushed six times for 49 yards and a touchdown. In the game the Storm outgained the Drive, 307-214, in total offense and outrushed the Drive, 116-23.

Tampa Bay finished 12-3 in 1993. The 1993 ArenaBowl contest also marked the final game for the Detroit Drive after six magical seasons. The Drive advanced to the ArenaBowl game in every season, winning four times and losing twice, both times to Tampa Bay.

| SCORE BY QTR | 1 | 2 | 3 | 4 | F |
|-----------------|----|----|---|----|----|
| Tampa Bay Storm | 10 | 20 | 7 | 14 | 51 |
| Detroit Drive | 0 | 17 | 7 | 7 | 31 |

SCORING SUMMARY

| | | |
|-----|-----|--|
| TAM | 1st | Czyzewski 24 FG (8:25) |
| TAM | 1st | Thomas 15 pass from Gruden (Czyzewski kick) (10:56) |
| DET | 2nd | Langeloh 21 FG (0:46) |
| TAM | 2nd | Czyzewski 47 FG (3:55) |
| TAM | 2nd | Browner fumble recovery (Czyzewski kick) (5:49) |
| DET | 2nd | LaFrance 27 pass from Renfroe (Langeloh kick) (7:38) |
| TAM | 2nd | Field 18 pass from Gruden (Czyzewski kick) (12:38) |
| DET | 2nd | Goode 2 pass from Renfroe (Langeloh kick) (14:03) |
| TAM | 2nd | Czyzewski 26 FG (14:56) |
| TAM | 3rd | Browner 9 pass from Byrd (Czyzewski kick) (8:55) |
| DET | 3rd | Bell 34 pass from Renfroe (Langeloh kick) (10:25) |
| TAM | 4th | Brown 7 pass from Gruden (Czyzewski kick) (1:29) |
| DET | 4th | Burse 1 run (Langeloh kick) (5:24) |
| TAM | 4th | Barley 4 run (Czyzewski kick) (11:12) |

PASSING

| | |
|-----|---|
| TAM | Gruden 32-18-1 204 (3 TDs), Byrd 1-1-00-9 (1 TD). |
| DET | Renfroe 26-15-2 204 (3 TDs). |

RECEIVING

| | |
|-----|---|
| TAM | Byrd 6-60, Brown 2-25 (1 TD), Bowden 2-18, Thomas 4-36 (1 TD), Mayes 2-31, Field 2-34 (1 TD), Browner 1-9 (1 TD). |
| DET | Bell 5-77 (1 TD), Langley 4-46, LaFrance 3-52 (1 TD), Clark 2-27, Goode 1-2 (1 TD). |

RUSHING

| | |
|-----|---|
| TAM | Brown 3-18, Byrd 2-17, Field 1-2, Bowden 5-28, Barley 6-49 (1 TD), Mayes 1-2. |
| DET | Burse 8-21 (1 TD), Rettig 1-2. |

RETURNS

| | |
|-----|------------------------------------|
| TAM | Thomas 3-38, Mayes 1-3, Byrd 1-21. |
| DET | LaFrance 6-121, Bell 1-10. |

ARENA BOWL IX

THUNDERDOME: ST. PETERSBURG, FL
SEPTEMBER 1, 1995
ATTENDANCE: 25,087 (LEAGUE RECORD)



TAMPA BAY 48, ORLANDO 35

The Storm dismissed arch-rival Orlando as first-year Head Coach Tim Marcum won his first championship in Tampa Bay. The game was also sweet to new owner Woody Kern, as the victory came one year to the day after his purchase of the Storm. Jay Gruden again was unstoppable in the championship game, tossing four touchdown passes and rushing for another score. George LaFrance, who joined the Storm after a successful stint with Marcum in Detroit, was named ArenaBowl MVP for the third time in his career after catching a pair of touchdown passes and returning a kickoff 57 yards for a third score. The Storm outscored the Predators 14-0 in the second quarter and played even with Orlando throughout the second half to hold on for their third championship in five seasons.

Tampa Bay finished the season at 13-2, including winning its final nine games. That streak would stretch through the middle of the 1996 season and balloon up to a league-record 17 straight wins.

| SCORE BY QTR | 1 | 2 | 3 | 4 | F |
|-------------------|----|----|---|----|----|
| Orlando Predators | 15 | 0 | 7 | 13 | 35 |
| Tampa Bay | 15 | 14 | 6 | 13 | 51 |

SCORING SUMMARY

| | | |
|-----|-----|--|
| ORL | 1st | Wagner 2 run (two-point conv.) (1:46) |
| TAM | 1st | Thomas 10 pass from Gruden (two-point conv.) (6:21) |
| ORL | 1st | Shell 4 pass from O'Hara (Bennett kick) (11:37) |
| TAM | 1st | LaFrance 57 kickoff return (Cimadevilla kick) (12:37) |
| TAM | 2nd | LaFrance 3 pass from Gruden (Cimadevilla kick) (5:57) |
| TAM | 2nd | LaFrance 1 pass from Gruden (Cimadevilla kick) (14:57) |
| ORL | 3rd | Wagner 3 MFG return (Bennett kick) (5:18) |
| TAM | 3rd | Thomas 35 pass from Gruden (kick failed) (7:17) |
| ORL | 4th | Fleming 14 run (Bennett kick) (3:44) |
| TAM | 4th | Gruden 1 run (pass failed) (8:30) |
| TAM | 4th | Sanders 47 INT return (Cimadevilla kick) (12:45) |
| ORL | 4th | Wagner 3 pass from O'Hara (pass failed) (14:00) |

PASSING

| | |
|-----|----------------------------|
| ORL | O'Hara 32-18-2 199 (2 TDs) |
| TAM | Gruden 30-18-2 209 (4 TDs) |

RECEIVING

| | |
|-----|--|
| ORL | Shell 5-68 (1 TD), Wagner 2-7 (1 TD), Wright 5-52, Odom 1-4. |
| TAM | Thomas 7-127 (2 TDs), LaFrance 7-37 (2 TDs), Caesar 1-11, Bell 2-21, Perkins 1-13. |

RUSHING

| | |
|-----|---|
| ORL | Fleming 3-24 (1 TD), Wagner 2-7 (1 TD), Odom 2(-1), O'Hara 3-0. |
| TAM | McKinnon 3-6, Jones 6-4, Gruden 1-1 (1 TD). |

RETURNS

| | |
|-----|---|
| ORL | Wagner 1-1 (1 TD), Roberts 3-42, Wright 1-15. |
| TAM | LaFrance 4-111 (1 TD). |



ARENA BOWL X

VETERANS MEMORIAL AUDITORIUM: DES MOINES, IA
AUGUST 26, 1996
ATTENDANCE: 11,411



TAMPA BAY 42, IOWA 38

The Storm defeated the Kurt Warner-led Iowa Barnstormers to claim their second straight ArenaBowl Championship and their fourth in six seasons in dramatic fashion. The game was voted as the greatest game in the history of the AFL. Iowa set or tied six ArenaBowl records but still could not overcome the Storm red zone defense. The Barnstormers had the ball 1st-and-goal on the goal line and failed to score. Iowa fumbled on first down, which moved the ball back to the three-yard line. Warner then had three attempts to toss it in for the score, but came up empty on each occasion and the Storm celebrated another world championship. Jay Gruden, playing in his final game as a Storm quarterback, threw five touchdowns, and Stevie Thomas claimed ArenaBowl MVP honors after catching two touchdown passes and returning an interception nine yards for a third score.

The 1996 season saw the Storm win 15 games, an Arena Football record. The Storm only lost twice in 1996, one of which snapped their league-record 17-game winning streak.

| SCORE BY QTR | 1 | 2 | 3 | 4 | F |
|-------------------|----|----|---|---|----|
| Tampa Bay Storm | 13 | 15 | 7 | 7 | 42 |
| Iowa Barnstormers | 14 | 14 | 3 | 7 | 38 |

SCORING SUMMARY

| | | |
|-----|-----|---|
| TAM | 1st | Rowland 12 pass from Gruden (Cimadevilla kick) (9:32) |
| IOW | 1st | Spencer 16 pass from Warner (Black kick) (6:48) |
| IOW | 1st | Cooper 30 pass from Warner (Black kick) (12:02) |
| TAM | 1st | LaFrance 30 pass from Gruden (kick failed) (15:00) |
| IOW | 2nd | Jacox 9 pass from Warner (Black kick) (10:46) |
| TAM | 2nd | Thomas 35 pass from Gruden (two-point conv.) (10:59) |
| TAM | 2nd | Thomas 9 INT return (Cimadevilla kick) (11:36) |
| IOW | 2nd | Moran 1 run (Black kick) (14:49) |
| TAM | 3rd | Caesar 21 pass from Gruden (Cimadevilla kick) (5:46) |
| IOW | 3rd | Black 32 FG (14:57) |
| TAM | 4th | Thomas 7 pass from Gruden (Cimadevilla kick) (3:05) |
| IOW | 4th | Spencer 4 pass from Warner (Black kick) (7:38) |

PASSING

| | |
|-----|----------------------------|
| TAM | Gruden 33-18-1 264 (5 TDs) |
| IOW | Warner 42-27-3 316 (4 TDs) |

RECEIVING

| | |
|-----|--|
| TAM | LaFrance 4-63 (1 TD), Thomas 7-103 (2 TDs), Turner 2-27, Rowland 1-12 (1 TD), Worthman 1-18, McKinnon 1-5, Samuels 1-15, Caesar 1-21 (1 TD). |
| IOW | Jacox 6-71 (1 TD), Conley 10-91, Cooper 5-94 (1 TD), Spencer 3-26 (2 TDs), Jasper 3-34. |

RUSHING

| | |
|-----|--|
| TAM | McKinnon 4-7, Jones 2-4, Thomas 1-2. |
| IOW | Moran 2-1 (1 TD), Jacox 1-1, Warner 4-7. |

RETURNS

| | |
|-----|----------------|
| TAM | LaFrance 4-52. |
| IOW | Jacox 7-139. |

ARENA BOWL XII

ICE PALACE, TAMPA, FL
AUGUST 23, 1998
ATTENDANCE: 17,222



ORLANDO 62, TAMPA BAY 31

Rick Hamilton rushed for an ArenaBowl record 82 yards and 3 touchdowns, and Chris Barber had three of Orlando's six interceptions as the Predators won their first ArenaBowl. Orlando had played in three of the previous 11 ArenaBowls, losing each of them. Tampa Bay lost its first ArenaBowl in five tries. Orlando led by seven at halftime before taking advantage of Tampa Bay turnovers to blow the game open with 23 straight points. Barry Wagner intercepted an errant pass from Peter Tom Willis to open the half, setting up Hamilton's 5-yard score. On the ensuing kickoff, George LaFrance fumbled the ball back into the end zone and got tackled by Webbie Burnett for a safety. Orlando took the free kick and drove 34 yards, ending with Hamilton's 10-yard run with 10:02 remaining. Wagner capped the rally with a 48-yard missed field goal return that gave Orlando a 47-17 lead with 5:25 remaining in the third quarter. The Predators intercepted Willis six times, including a 22-yard interception return by Damon Mason for a fourth-quarter touchdowwn. The Predators led 24-17 at halftime after dominating the second period behind two of Barber's interceptions. Trailing 14-10, Gruden elected for a fake field goal and backup quarterback Connell Maynor ran 3 yards to give Orlando a 17-14 lead at 7:47 remaining. After Bjorn Nittmo tied it with a 44-yard field goal, Hamilton turned a third-and-inches dive into an ArenaBowl record 36-yard touchdown run to put Orlando ahead for good.

| SCORE BY QTR | 1 | 2 | 3 | 4 | FINAL |
|-------------------|----|----|----|----|-------|
| Orlando Predators | 10 | 14 | 26 | 12 | 62 |
| Tampa Bay Storm | 14 | 3 | 8 | 6 | 31 |

SCORING SUMMARY

| | | |
|-----|-----|---|
| ORL | 1st | Cool 23 FG (10:52) |
| TAM | 1st | LaFrance 12 pass from Willis (Nittmo kick) (7:34) |
| ORL | 1st | Gordon 23 pass from O'Hara (Cool kick) (4:16) |
| TAM | 1st | LaFrance 9 pass from Willis (Nittmo kick) (0:31) |
| ORL | 2nd | Maynor 3 run (Cool kick) (7:47) |
| TAM | 2nd | Nittmo 44 FG (4:34) |
| ORL | 2nd | Hamilton 36 run (Cool kick) (2:31) |
| ORL | 3rd | Hamilton 5 run (Cool kick) (14:03) |
| ORL | 3rd | Burnett safety (13:12) |
| ORL | 3rd | Hamilton 10 run (Cool kick) (10:02) |
| ORL | 3rd | Wagner 48 MFG return (Cool kick) (5:25) |
| TAM | 3rd | LaFrance 7 pass from Willis (two-point conversion) (4:01) |
| ORL | 3rd | Cool 20 FG (0:24) |
| ORL | 4th | Mason 22 interception return (kick failed) (14:22) |
| TAM | 4th | Thomas 8 pass from Willis (pass failed) (11:34) |
| ORL | 4th | Gordon 8 kickoff return (kick failed) (10:46) |

PASSING

| | |
|-----|--|
| ORL | O'Hara 8-25-1 114 (1 TD), TM 0-0-0-minus 7 |
| TAM | Willis 16-31-6 213 (4 TDs) |

RECEIVING

| | |
|-----|---|
| ORL | Wagner 3-47, Gordon 2-34 (1 TD), Law 2-24, Cooper 1-9 |
| TAM | LaFrance 6-88 (3 TDs), Samuels 5-63, Thomas 2-29 (1 TD), Williams 2-23, Worthman 1-10 |

RUSHING

| | |
|-----|---|
| ORL | Hamilton 6-82 (3 TDs), Gordon 3-26, Hall 4-12, Maynor 1-3 (1 TD), Dorsey 1-3, Wagner 2-1. |
| TAM | Bowden 2-4, Barley 1-(-2) |

RETURNS

| | |
|-----|---|
| ORL | Wagner 6-156 (1 TD), Gordon 2-14 (1 TD), McEntyre 1-0, Mason 1-22 (1 TD), Barber 3-22 |
| TAM | LaFrance 6-82, Worthman 1-20, Harris 1-0 |



ARENA BOWL XVII

ST. PETE TIMES FORUM: TAMPA, FL

JUNE 22, 2003

ATTENDANCE: 20,496



TAMPA BAY 43, ARIZONA 29

Tampa Bay claimed their league-record fifth ArenaBowl Championship before 20,496 fans at the St. Pete Times Forum, the second largest ArenaBowl crowd ever and the largest football crowd ever at the St. Pete Times Forum. The Storm rode a pair of heroic performances to the victory, as Pat O'Hara came off the bench in the third quarter and completed 7-of-13 passes for 103 yards and two touchdowns. He also rushed for a three-yard score. Both of O'Hara's touchdown tosses went to Lawrence Samuels, who won his third ArenaBowl ring after catching five pass for 109 yards and three touchdowns, one of which was a 43-yard strike from O'Hara in the fourth quarter.

The Storm finished the season at 15-4 overall, tying the team record for single-season victories. The five ArenaBowl championships won by the Storm surpasses the four won by the Detroit Drive. The championship was the seventh won by Storm head coach Tim Marcum in 10 championship game appearances.

| SCORE BY QTR | 1 | 2 | 3 | 4 | F |
|------------------|----|---|---|----|----|
| Arizona Rattlers | 10 | 6 | 6 | 7 | 29 |
| Tampa Bay Storm | 14 | 9 | 7 | 13 | 43 |

SCORING SUMMARY

| | | |
|-----|-----|---|
| ARI | 1st | Garner 36 FG (11:02) |
| TAM | 1st | Samuels 33 pass from Kaleo (kick failed) (7:43) |
| ARI | 1st | Bonner 1 run (Garner kick) (5:07) |
| TAM | 1st | Proctor 1 run (two point conv.) (1:24) |
| TAM | 2nd | Kinney 26 fumble return (kick failed) (12:52) |
| ARI | 2nd | Kelly 8 run (kick failed) (7:53) |
| TAM | 2nd | Stucker 23 FG (0:04) |
| TAM | 3rd | Samuels 9 pass from Kaleo (Stucker kick) (7:26) |
| ARI | 3rd | Bryant 3 pass from Bonner (kick failed) (2:38) |
| TAM | 4th | Samuels 43 pass from Kaleo (Stucker kick) (14:54) |
| TAM | 4th | O'Hara 3 run (kick failed) (10:39) |
| TAM | 4th | Gatewood 3 pass from Bonner (Garner kick) (8:02) |

PASSING

| | |
|-----|---|
| ARI | Bonner 31-15-1 164 (2 TDs). |
| TAM | Kaleo 13-8-0 136 (1 TD), O'Hara 13-7-0 103 (2 TDs). |

RECEIVING

| | |
|-----|--|
| ARI | Gatewood 5-69 (1 TD), Bryant 4-53 (1 TD), Pace 4-25, Parker 1-9, Cooper 1-8. |
| TAM | Samuels 5-109 (3 TDs), Solomon 3-28, Dell 2-39, Toliver 2-34, Saunders 2-23, Crespina 1-6. |

RUSHING

| | |
|-----|---|
| ARI | Kelly 5-31 (1 TD), Bonner 2-1 (1 TD), Pace 1-3, Trentadue 1-1. |
| TAM | White 5-7, Proctor 4-1 (1 TD), Kaleo 2-5, O'Hara 1-3, Saunders 1-0. |

RETURNS

| | |
|-----|-----------------------------|
| ARI | Lawson 5-136, Pace 1-22. |
| TAM | Solomon 3-36, Toliver 1-13. |

ARENA BOWL XXIII

SPOKANE VETERANS ARENA: SPOKANE, WA

AUGUST 20, 2010

ATTENDANCE: 11,017



SPOKANE 69, TAMPA BAY 57

The Spokane Shock were crowned the 2010 ArenaBowl Champions after they defeated the Tampa Bay Storm 69-57 in front of 11,017 on Spokane Tribe Field. Tampa Bay struck pay dirt first with a three-yard rushing touchdown by FB Eric Ortiz. But Spokane fired right back with a touchdown of their own, thanks to a six-yard touchdown pass from QB Kyle Rowley to WR Huey Whittaker. Spokane's defense set the tone for the rest of the game on the Storm's second drive. DL Jeremy Geathers broke through Tampa Bay's offensive line and sacked QB Brett Dietz, forcing a fumble. DL Richard Clebert recovered the fumble and returned it 35 yards to put Spokane's offense in scoring position once again. Two plays later, Rowley found WR Markee White for a five-yard touchdown reception.

White continued to go on an offensive tear, leading the team with nine receptions for 99 yards with four touchdowns. Whittaker shared the spotlight, scoring four touchdowns, and recorded eight receptions for 82 yards. Rowley finished the game completing 75% of his passes for 237 yards and nine touchdowns (an ArenaBowl record) with no interceptions and was named the MVP.

Dietz finished the game completing 73% of his passes for 306 yards with four touchdowns. DB Mervin Brookins and DB Travis Williams each recorded an interception against Dietz. The Storm's receiving corps was led by WR Hank Edwards, who recorded a game-high 11 receptions for 132 yards. WR Tyrone Timmons was second on the team with eight receptions for 107 yards.

| SCORE BY QTR | 1 | 2 | 3 | 4 | F |
|-----------------|---|----|----|----|----|
| Tampa Bay Storm | 7 | 21 | 7 | 22 | 57 |
| Spokane Shock | 6 | 28 | 14 | 21 | 69 |

SCORING SUMMARY

| | | |
|-----|-----|--|
| TAM | 1st | Ortiz 3 run (Rivas kick) (8:16) |
| SPK | 1st | Whittaker 7 pass from Rowley (kick blocked) (0:00) |
| SPK | 2nd | White 4 pass from Rowley (Rowan good) |
| SPK | 2nd | White 4 pass from Rowley (Rowan good) |
| TAM | 2nd | Ortiz 1 run (Rivas good) |
| SPK | 2nd | White 15 pass from Rowley (Rowan good) |
| TAM | 2nd | Rubin 7 pass from Dietz (Rivas good) |
| TAM | 2nd | Royal 6 run (Rivas good) |
| SPK | 2nd | White 22 pass from Rowley (Rowan good) |
| SPK | 3rd | Rowley 1 run (Rowan good) |
| SPK | 3rd | Whittaker 20 pass from Rowley (Rowan good) |
| TAM | 3rd | Ortiz 5 run (Rivas good) |
| SPK | 4th | Whittaker 13 pass from Rowley (Rowan good) |
| TAM | 4th | Timmons 19 pass from Dietz (Rivas miss) |
| SPK | 4th | Ta'Amu 4 pass from Rowley (Rowan good) |
| TAM | 4th | Edwards 8 pass from Dietz (Timmons catch) |
| SPK | 4th | Whittaker 4 pass from Rowley (Rowan good) |
| TAM | 4th | Edwards 7 pass from Dietz (Ortiz rush) |

PASSING

| | |
|-----|---------------------------|
| TAM | Dietz 40-29-2 306 (4 TDs) |
| SPK | Rowley 32-24-0 237 (9 TD) |

RECEIVING

| | |
|-----|---|
| TAM | Edwards 11-132 (2 TD), Timmons 8-107 (1 TD), Rubin 7-57 (1 TD), Kaleita 1-5, Robinson 1-4 |
| SPK | White 9-99 (4 TD), Whittaker 8-82 (4 TD), Orton 6-52, Ta'amu 1-4 (1 TD) |

RUSHING

| | |
|-----|------------------------------------|
| TAM | Ortiz 3-9 (3 TD), Royal 2-7 (1 TD) |
| SPK | Rowley 4-5(1TD) |

RETURNS

| | |
|-----|-----------------------------|
| TAM | Robinson 9-119, |
| SPK | Brookins 2-49, Sammons 1-19 |



INDIVIDUAL SINGLE-GAME POSTSEASON RECORDS

POINTS SCORED

For the Storm 38, James Bowden vs. Milwaukee, 7/29/00
Against the Storm 42, TT Toliver vs. Orlando 8/14/10

TOUCHDOWNS SCORED

For the Storm 6, James Bowden vs. Milwaukee, 7/29/00
Against the Storm 7, TT Toliver vs. Orlando 8/14/10

RUSHES ATTEMPTED

For the Storm 11, Andre Bowden vs. Orlando, 8/14/93
Against the Storm 10, Jeramie Richardson, Philadelphia, 8/7/16

RUSHING YARDS

For the Storm 52, Robert Lyles vs. Massachusetts, 8/22/94
Against the Storm 82, Rick Hamilton, Orlando, 8/23/98

TOUCHDOWNS RUSHING

For the Storm 3, Lynn Bradford vs. Denver, 8/10/91;
Eric Ortiz at Spokane 8/20/10
Against the Storm 3, Rick Hamilton, Orlando, 8/23/98

LONGEST RUSH

For the Storm 41, Robert Lyles vs. Massachusetts, 8/22/94
Against the Storm 36, Rick Hamilton, Orlando, 8/23/98

PASSES ATTEMPTED

For the Storm 46, Brett Dietz vs. Orlando, 8/14/10
Against the Storm 46, Rickey Foggie, New Jersey, 8/14/98

PASSES COMPLETED

For the Storm 29, Brett Dietz at Spokane 8/20/10
Against the Storm 25, Andy Kelly, Detroit, 5/31/03;
Jay Gruden, Orlando, 6/07/03;
Rickey Foggie, New Jersey, 8/14/98

YARDS GAINED PASSING

For the Storm 318, Shane Stafford at San Jose, 6/5/04
Against the Storm 341, Jay Gruden, Orlando, 6/07/03

PASS COMPLETION PERCENTAGE

For the Storm 81.3%, Jay Gruden vs. Denver, 8/10/91
Against the Storm 75.8%, Andy Kelly, Detroit, 5/31/03

TOUCHDOWN PASSES

For the Storm 7, Jay Gruden vs. Mass., 8/20/94, vs.
Arizona, 8/16/96;
John Kaleo vs. Milwaukee, 7/29/00;
Shane Stafford at Los Angeles, 7/27/02, at
San Jose, 6/5/04;
Brett Dietz at Tulsa 8/7/10 and vs. Orlando
8/14/10
Against the Storm 9, Nick Hill vs. Orlando 8/14/10;
Kyle Rowley at Spokane 8/20/10

LONGEST PASS

For the Storm 47, Jason Boltus to Kendrick Ings at
Philadelphia, 8/7/16
Against the Storm 48, Gruden to McGriff, Orlando, 6/7/03

INTERCEPTIONS THROWN

For the Storm 6, Peter Tom Willis vs. Orlando, 8/23/98
Against the Storm 3, Kurt Warner, Iowa, 8/26/96;
Tony Graziani, Los Angeles, 7/27/02;
Justin Allgood at Tulsa 8/7/10

RECEPTIONS

For the Storm 11, James Bowden vs. Indiana, 8/5/01;
Lawrence Samuels at San Jose, 6/5/04,
vs. Columbus 6/30/07;
Hank Edwards at Spokane 8/20/10
Against the Storm 14, Alvin Ashley, New Jersey, 8/14/98

YARDS RECEIVING

For the Storm 155, George LaFrance vs. Arizona, 8/16/98
Against the Storm 165, TT Toliver, vs. Orlando, 8/14/10

TOUCHDOWNS RECEIVING

For the Storm 5, George LaFrance vs. Arizona, 8/16/98
Against the Storm 4, Andre Langley, Massachusetts, 8/22/94;
Calvin Schexnayder, Arizona, 8/16/97

FIELD GOALS ATTEMPTED

For the Storm 6, Donald Igwebuikwe at Orlando, 8/15/92
Against the Storm 8, Jorge Cimadevilla, Orlando, 8/14/93

FIELD GOALS MADE

For the Storm 4, Rich Fall at Arizona, 8/16/97
Against the Storm 4, Brian Lee, Memphis, 8/12/95

EXTRA POINTS ATTEMPTED

For the Storm 9, Pete Elezovic at Los Angeles, 7/27/02
Against the Storm 10, Taylor Rowan at Spokane 8/20/10

EXTRA POINTS MADE

For the Storm 9, Pete Elezovic at Los Angeles, 7/27/02
Against the Storm 9, Taylor Rowan at Spokane 8/20/10; Tommy
Frevert at Philadelphia, 8/7/16

POINTS SCORED, KICKING

For the Storm 16, Rich Fall at Arizona, 8/16/97
Against the Storm 15, Jorge Cimadevilla, Orlando, 8/14/93

KICKOFF RETURNS

For the Storm 9, James Bowden vs. Indiana, 8/5/01; Sedrick
Robinson at Spokane 8/20/10
Against the Storm 9, Josh Bush vs. Orlando 8/14/20

KICKOFF RETURN YARDAGE

For the Storm 203, James Bowden vs. Indiana, 8/5/01
Against the Storm 192, Hunkie Cooper, Arizona, 8/16/97

LONGEST KICKOFF RETURN

For the Storm 57, George LaFrance vs. Orlando, 9/1/95
Against the Storm 57, Ron Carpenter, Detroit, 5/31/03

COMBINED RETURN YARDS

For the Storm 207, George LaFrance vs. Memphis, 8/12/95
Against the Storm 258, Lamont Cooper, Milwaukee, 7/29/00

ALL-PURPOSE YARDS

For the Storm 302, James Bowden vs. Indiana, 8/5/01
Against the Storm 347, Lamont Cooper, Milwaukee, 7/29/00

MISSED FG RETURNS

For the Storm 2 by several players
Against the Storm 2, Herkie Walls, Orlando, 8/15/92;
Troy Bergeron, Georgia, 5/29/05

MISSED FG RETURN YARDAGE

For the Storm 45, George LaFrance vs. Memphis,
8/12/95
Against the Storm 67, Troy Bergeron, Georgia, 5/29/05

LONGEST MISSED FG RETURN

For the Storm 45, George LaFrance vs. Memphis,
8/12/95
Against the Storm 56, Troy Bergeron, Georgia, 5/29/05

TOTAL TACKLES

For the Storm 12, Antoine Worthman vs. Milwaukee,
7/29/00
Against the Storm 15, Barry Wagner, Orlando, 8/15/92

SACKS

For the Storm 2, Keith Browner vs. Denver, 8/10/91
and vs. Cincinnati, 8/8/92
Against the Storm 2, Jon McCall, Detroit, 5/31/03;
James Goode, Detroit, 8/21/93

INTERCEPTIONS

For the Storm 3, Jo Jo Heath, vs. Denver,
8/12/89
Against the Storm 3, Chris Barber, Orlando, 8/23/99

INTERCEPTION YARDAGE

For the Storm 47, Tracy Sanders vs. Orlando, 9/1/95
Against the Storm 73, Jay Jones, Indiana, 8/5/01

LONGEST INTERCEPTION RETURN

For the Storm 47, Tracy Sanders vs. Orlando, 9/1/95
Against the Storm 50, BJ Barre, Columbus, 6/30/07



TEAM POSTSEASON RECORDS

THE MOST

| | |
|-----------------------------------|--|
| Points Scored, Game | 72, vs. Milwaukee, 7/29/00 |
| Points Allowed, Game | 69, at Spokane, 8/20/10 |
| Points Scored, Both Teams | 136, vs. Milwaukee 7/29/00 (72-64, W) |
| Margin of Victory | 30, at Tulsa, 8/7/10 (68-38) |
| Margin of Defeat | 37, vs. Indiana, 8/5/01 (31-68) |
| First Downs, Game | 29, vs. Columbus, 6/30/07 |
| First Downs Allowed, Game | 23, three times at Spokane 8/20/10 at Tulsa 8/7/10 vs. Orlando, 6/7/03 |
| Total Yards, Game | 392, vs. Milwaukee, 7/29/00 |
| Total Yards Allowed, Game | 330, vs. Orlando, 6/7/03 |
| Rush Yards, Game | 116, at Detroit, 8/21/93 |
| Rush Yards Allowed, Game | 127, vs. Orlando, 8/23/99 |
| Pass Yards, Game | 312, vs. Albany, 8/18/95 |
| Pass Yards Allowed, Game | 330, vs. Orlando, 6/7/03 |
| Pass Attempts, Game | 46, vs. Orlando, 8/14/10 |
| Pass Attempts Allowed, Game | 47, vs. New Jersey, 8/14/98 |
| Pass Completions, Game | 29, at Spokane, 8/20/10 |
| Pass Completions Allowed, Game | 25, three times, vs. Orlando, 6/7/03; vs. Detroit, 5/31/03; vs. New Jersey, 8/14/98 |
| Points scored in 1st Quarter | 21, two times, at Los Angeles, 7/27/02; vs. San Jose, 8/8/98 |
| Points allowed in 1st Quarter | 15, vs. Orlando, 9/1/95 |
| Points scored in 2nd Quarter | 28, at Orlando, 8/14/93 |
| Points allowed in 2nd Quarter | 28, at Spokane, 8/20/10 |
| Points scored by halftime | 38, at Los Angeles, 7/27/02 |
| Points allowed by halftime | 35, Columbus, 6/30/07 |
| Points scored in 3rd Quarter | 21, vs. Albany, 8/6/93 |
| Points allowed in 3rd Quarter | 26, vs. Orlando, 8/23/98 |
| Points scored through 3 quarters | 54, at Tulsa, 8/7/10 |
| Points allowed through 3 quarters | 50, vs. Orlando, 8/23/98 |
| Points scored in 4th Quarter | 27, at San Jose, 6/5/04 |
| Points allowed in 4th Quarter | 27, two times vs. Orlando, 8/14/10 vs. Orlando, 8/7/99 |

THE LEAST

| | |
|-----------------------------------|---|
| Points Scored, Game | 19, vs. Orlando, 8/7/99 |
| Points Allowed, Game | 13, vs. Denver, 8/10/91 |
| Points Scored, Both Teams | 45, at Orlando 8/15/92 (21-24, L) |
| Margin of Victory | 1, two times vs. Orlando, 8/14/10 (63-62); vs. Arizona, 8/16/96 (55-54) |
| Margin of Defeat | 1, Columbus, 6/30/07 |
| First Downs, Game | 11, at Philadelphia, 8/7/16 |
| First Downs Allowed, Game | 9, vs. Anaheim, 8/9/96 |
| Total Yards, Game | 212, at Philadelphia, 8/7/16 |
| Total Yards Allowed, Game | 126, vs. Anaheim, 8/9/96 |
| Rush Yards, Game | -5, vs. Arizona, 8/16/96 |
| Rush Yards Allowed, Game | -11, at Nashville, 8/10/97 |
| Pass Yards, Game | 191, at Detroit, 8/21/93 |
| Pass Yards Allowed, Game | 107, Orlando, 8/7/99 |
| Pass Attempts, Game | 16, vs. Denver, 8/10/91 |
| Pass Attempts Allowed, Game | 26, two times, at Detroit, 8/21/93; vs. Columbus, 6/30/07 |
| Pass Completions, Game | 13, two times, vs. Denver, 8/10/91; vs. Albany, 8/6/93 |
| Pass Completions Allowed, Game | 8, Orlando, 8/23/98 |
| Points scored in 1st Quarter | 0, two times |
| Points allowed in 1st Quarter | 0, four times |
| Points scored in 2nd Quarter | 0, at San Jose, 6/5/04 |
| Points allowed in 2nd Quarter | 0, three times |
| Points scored by halftime | 3, at Orlando, 8/15/92 |
| Points allowed by halftime | 0, Orlando, 8/7/99 |
| Points scored in 3rd Quarter | 0, four times |
| Points allowed in 3rd Quarter | 0, two times, at Los Angeles, 7/27/02; vs. Albany, 8/18/95 |
| Points scored through 3 quarters | 10, at Orlando, 8/15/92 |
| Points allowed through 3 quarters | 12, at Orlando, 8/15/92 |
| Points scored in 4th Quarter | 0, vs. Albany, 8 |
| Points allowed in 4th Quarter | 0, three times |

STORM SITUATIONALS IN THE PLAYOFFS

20-12 WHEN...

| | LEADING | TRAILING | TIED | |
|-------------|---------|----------|------|----------------|
| 1st quarter | 14-3 | 6-12 | 3-2 | May: 1-1 |
| Halftime | 20-3 | 2-13 | 1-1 | June: 2-2 |
| 3rd quarter | 20-2 | 2-13 | 1-2 | July: 2-1 |
| | | | | August: 17-14 |
| | | | | September: 1-0 |

TAMPA BAY

| | |
|---------------------------|----------------|
| Scores first: 10-5 | Thursday: 0-1 |
| More total yards: 19-9 | Friday: 7-3 |
| More passing yards: 15-12 | Saturday: 12-9 |
| More rushing yards: 15-3 | Sunday: 2-4 |
| More turnovers: 4-12 | Monday: 2-1 |

OPPONENT

| | |
|----------------------------------|---|
| Scores first: 13-12 | Games decided by 20+ points: 4-6 |
| More or same total yards: 4-8 | Games decided by 3 points or less: 5-3 |
| More or same passing yards: 8-5 | Storm hold opponents under 30 points: 3-1 |
| More or same rushing yards: 8-14 | Storm hold opponents under 20 points: 2-0 |
| More or same Turnovers: 19-5 | Storm held under 40 points: 2-9 |
| | Storm held to 30 points or less: 1-7 |
| Home: 14-5 | |
| Away: 8-13 | |
| Neutral: 1-0 | |
| Overtime: 0-2 | |

STORM PLAYOFF RECORD WHEN (ALL-TIME)

| TAMPA BAY HAS... | | OPPONENT HAS... |
|------------------|-----------------------------|-----------------|
| 2-4 | 300-yd passer | 4-1 |
| 7-1 | 30-yd rusher | 3-3 |
| 13-9 | 100-yd receiver | 9-5 |
| 2-0 | Two 30-yd rushers | 0-0 |
| 2-2 | Two 100-yd receivers | 0-0 |
| 2-3 | 300 or more team pass yards | 2-1 |
| 4-1 | 50 or more team rush yards | 1-2 |
| 6-0 | score 60 or more points | 5-3 |
| 13-4 | score 50 or more points | 9-5 |
| 21-8 | score 40 or more points | 17-8 |



STORM PLAYOFF CAREER LEADERS

| GAMES PLAYED | | 3. | Kaleo, John | 23 |
|---------------------|-------------------|-------|-------------|----|
| 1. | Samuels, Lawrence | 22 | | |
| 2. | Bowden, Andre | 18 | | |
| 2. | Perkins, Tracey | 18 | | |
| 2. | Thomas, Stevie | 18 | | |
| 5. | Gruđen, Jay | 14 | | |
| 6. | LaFrance, George | 12 | | |
| 7. | Dowden, Corey | 11 | | |
| 8. | Rowland, Lynn | 10 | | |
| 8. | Worthman, Antoine | 10 | | |
| 10. | Barley, Les | 9 | | |
| RUSHING ATTEMPTS | | 72 | | |
| 1. | Bowden, Andre | 72 | | |
| 2. | McKinnon, Cedric | 34 | | |
| 3. | Barley, Les | 30 | | |
| 4. | Jones, Tony | 19 | | |
| 5. | Proctor, Basil | 18 | | |
| 6. | White, David | 15 | | |
| 7. | Gruđen, Jay | 14 | | |
| 8. | Bradford, Lynn | 13 | | |
| 8. | Landry, Doug | 13 | | |
| 10. | Royal, Terrence | 12 | | |
| 11. | Stafford, Shane | 11 | | |
| RUSHING YARDAGE | | 202 | | |
| 1. | Bowden, Andre | 202 | | |
| 2. | Barley, Les | 153 | | |
| 3. | McKinnon, Cedric | 94 | | |
| 4. | Landry, Doug | 57 | | |
| 5. | Bradford, Lynn | 54 | | |
| 6. | Lyles, Robert | 52 | | |
| 7. | Proctor, Basil | 44 | | |
| 8. | Bowden, James | 38 | | |
| 9. | Pearson, Travis | 35 | | |
| 10. | Brown, Eddie | 29 | | |
| RUSHING TOUCHDOWNS | | 7 | | |
| 1. | Barley, Les | 7 | | |
| 1. | McKinnon, Cedric | 7 | | |
| 3. | Bowden, Andre | 6 | | |
| 4. | Ortiz, Eric | 5 | | |
| 4. | Proctor, Basil | 5 | | |
| 6. | Bradford, Lynn | 4 | | |
| 7. | Royal, Terrence | 3 | | |
| 7. | Gruđen, Jay | 3 | | |
| 7. | Landry, Doug | 3 | | |
| 7. | Stafford, Shane | 3 | | |
| PASSING ATTEMPTS | | 426 | | |
| 1. | Gruđen, Jay | 426 | | |
| 2. | Willis, Peter Tom | 196 | | |
| 3. | Dietz, Brett | 157 | | |
| 4. | Kaleo, John | 150 | | |
| 5. | Stafford, Shane | 148 | | |
| 6. | Folmar, Brendan | 68 | | |
| 7. | Totten, Willie | 62 | | |
| 8. | Hohensee, Mike | 47 | | |
| 9. | Boltus, Jason | 35 | | |
| 10. | O'Hara, Pat | 13 | | |
| 11. | Barretta, Larry | 10 | | |
| PASSING COMPLETIONS | | 253 | | |
| 1. | Gruđen, Jay | 253 | | |
| 2. | Willis, Peter Tom | 114 | | |
| 3. | Dietz, Brett | 103 | | |
| 4. | Kaleo, John | 95 | | |
| 5. | Stafford, Shane | 63 | | |
| 6. | Folmar, Brendan | 40 | | |
| 7. | Totten, Willie | 35 | | |
| 8. | Hohensee, Mike | 23 | | |
| 9. | Boltus, Jason | 15 | | |
| 10. | O'Hara, Pat | 7 | | |
| 11. | 3 tied | 1 | | |
| PASSING YARDAGE | | 3,396 | | |
| 1. | Gruđen, Jay | 3,396 | | |
| 2. | Willis, Peter Tom | 1,449 | | |
| 3. | Kaleo, John | 1,304 | | |
| 4. | Stafford, Shane | 1,233 | | |
| 5. | Dietz, Brett | 1,150 | | |
| 6. | Folmar, Brendan | 398 | | |
| 7. | Totten, Willie | 350 | | |
| 8. | Hohensee, Mike | 256 | | |
| 9. | Boltus, Jason | 220 | | |
| 10. | O'Hara, Pat | 103 | | |
| 11. | 3 tied | 9 | | |
| PASSING TOUCHDOWNS | | 52 | | |
| 1. | Gruđen, Jay | 52 | | |
| 2. | Dietz, Brett | 24 | | |

STORM PLAYOFF GAME LEADERS

| ATTEMPTS | NAME | DATE | OPPONENT |
|-----------------|------|------------------|----------|
| 1. | 46 | Brett Dietz | 8/14/10 |
| 2. | 43 | Peter Tom Willis | 8/7/99 |
| 2. | 43 | Shane Stafford | 6/5/04 |
| 4. | 40 | Brett Dietz | 8/20/10 |
| 5. | 40 | Brett Dietz | 6/30/07 |
| 6. | 39 | Shane Stafford | 8/3/02 |
| 7. | 38 | Peter Tom Willis | 8/16/97 |
| 8. | 37 | Jay Gruđen | 8/18/95 |
| 9. | 36 | Mike Hohensee | 8/1/87 |
| 9. | 36 | Willie Totten | 8/18/89 |
| 9. | 36 | Jay Gruđen | 8/17/91 |
| 9. | 36 | Jay Gruđen | 8/14/93 |
| 13. | 35 | Jay Gruđen | 8/9/96 |
| 13. | 35 | Jason Boltus | 8/7/16 |
| COMPLETIONS | NAME | DATE | OPPONENT |
| 1. | 29 | Brett Dietz | 8/20/10 |
| 2. | 27 | Brett Dietz | 6/30/07 |
| 3. | 25 | Shane Stafford | 6/5/04 |
| 4. | 24 | Brett Dietz | 8/14/10 |
| 4. | 24 | Jay Gruđen | 8/14/93 |
| 6. | 23 | Brett Dietz | 8/7/10 |
| 6. | 23 | Jay Gruđen | 8/18/95 |
| 8. | 22 | Shane Stafford | 7/27/02 |
| 8. | 22 | John Kaleo | 7/29/00 |
| 10. | 21 | Peter Tom Willis | 8/7/99 |
| 10. | 21 | Peter Tom Willis | 8/16/97 |
| 12. | 20 | Jay Gruđen | 8/17/91 |
| 12. | 20 | John Kaleo | 5/31/03 |
| 14. | 19 | Willie Totten | 8/18/89 |
| PASSING YARDS | NAME | DATE | OPPONENT |
| 1. | 318 | Shane Stafford | 6/5/04 |
| 2. | 315 | Brett Dietz | 6/30/07 |
| 3. | 309 | Jay Gruđen | 8/18/95 |
| 4. | 307 | John Kaleo | 7/29/00 |
| 5. | 306 | Brett Dietz | 8/20/10 |
| 6. | 304 | Shane Stafford | 5/29/05 |
| 7. | 298 | Shane Stafford | 7/27/02 |
| 7. | 298 | Jay Gruđen | 8/17/91 |
| 9. | 278 | Jay Gruđen | 8/16/96 |
| 10. | 277 | Peter Tom Willis | 8/16/97 |
| 11. | 269 | Brett Dietz | 8/7/10 |
| 11. | 269 | John Kaleo | 5/31/03 |
| PASSING TDS | NAME | DATE | OPPONENT |
| 1. | 7 | Brett Dietz | 8/14/10 |
| 1. | 7 | Brett Dietz | 8/7/10 |
| 1. | 7 | Jay Gruđen | 8/20/94 |
| 1. | 7 | Jay Gruđen | 8/16/96 |
| 1. | 7 | John Kaleo | 7/29/00 |
| 1. | 7 | Shane Stafford | 7/27/02 |
| 1. | 7 | Shane Stafford | 6/5/04 |
| 8. | 6 | Peter Tom Willis | 8/8/98 |
| 8. | 6 | John Kaleo | 5/31/03 |
| 8. | 6 | Brett Dietz | 6/30/07 |
| 11. | 5 | Willie Totten | 8/12/89 |
| 11. | 5 | Jay Gruđen | 8/17/91 |
| 11. | 5 | Jay Gruđen | 8/26/96 |
| 11. | 5 | John Kaleo | 6/7/03 |
| 11. | 5 | Jason Boltus | 8/7/16 |
| INTS THROWN | NAME | DATE | OPPONENT |
| 1. | 6 | Peter Tom Willis | 8/23/98 |
| 2. | 3 | Mike Hohensee | 8/1/87 |
| 2. | 3 | Brendan Folmar | 8/6/90 |
| 2. | 3 | Jay Gruđen | 8/17/91 |
| 2. | 3 | Jay Gruđen | 8/16/96 |
| 2. | 3 | Peter Tom Willis | 8/7/99 |
| 2. | 3 | John Kaleo | 8/5/01 |
| 8. | 2 | Brett Dietz | 8/20/10 |
| 8. | 2 | Brett Dietz | 8/14/10 |
| 8. | 2 | Shane Stafford | 5/29/05 |
| 8. | 2 | John Kaleo | 8/3/00 |
| 8. | 2 | Peter Tom Willis | 8/16/97 |
| 8. | 2 | Jay Gruđen | 8/26/96 |
| 8. | 2 | Jay Gruđen | 8/9/96 |
| 8. | 2 | Jay Gruđen | 9/1/95 |
| 8. | 2 | Jay Gruđen | 8/20/94 |
| 8. | 2 | Jay Gruđen | 8/8/92 |
| 8. | 2 | Brendan Folmar | 7/22/88 |
| RECEPTIONS | NAME | DATE | OPPONENT |
| 1. | 11 | Hank Edwards | 8/20/07 |
| 1. | 11 | Lawrence Samuels | 6/30/10 |
| 1. | 11 | Lawrence Samuels | 6/5/04 |
| 1. | 11 | James Bowden | 8/5/01 |
| 5. | 10 | DeAndrew Rubin | 8/14/10 |
| 5. | 10 | Charles Wilson | 8/7/95 |
| 5. | 10 | Brian Gardner | 8/18/89 |
| 8. | 9 | Terrill Shaw | 6/30/07 |
| 8. | 9 | George LaFrance | 8/14/98 |
| 8. | 9 | George LaFrance | 8/18/95 |
| 11. | 8 | Tyrone Timmons | 8/20/10 |
| 11. | 8 | Freddie Solomon | 5/31/03 |
| 11. | 8 | Lawrence Samuels | 8/16/97 |
| 11. | 8 | George LaFrance | 8/16/96 |
| 11. | 8 | Stevie Thomas | 8/18/95 |
| 11. | 8 | Russell Hairston | 8/1/87 |
| RECEIVING YARDS | NAME | DATE | OPPONENT |
| 1. | 155 | George LaFrance | 8/16/96 |
| 2. | 141 | Freddie Solomon | 5/31/03 |
| 2. | 141 | Lawrence Samuels | 6/5/04 |
| 4. | 132 | Hank Edwards | 8/20/10 |
| 5. | 129 | Charles Wilson | 8/7/95 |
| 6. | 128 | George LaFrance | 8/18/95 |
| 7. | 127 | Stevie Thomas | 9/1/95 |
| 7. | 127 | Stevie Thomas | 8/9/91 |
| 9. | 124 | Darren Willis | 8/17/91 |
| 10. | 117 | George LaFrance | 8/14/98 |
| 10. | 117 | George LaFrance | 8/8/98 |
| 10. | 117 | Stevie Thomas | 8/17/91 |
| RECEIVING TDS | NAME | DATE | OPPONENT |
| 1. | 5 | George LaFrance | 8/16/96 |
| 2. | 4 | Terrill Shaw | 6/30/07 |
| 2. | 4 | James Bowden | 7/29/00 |
| 2. | 4 | Stevie Thomas | 8/17/91 |
| 4. | 3 | Tyrone Timmons | 8/14/10 |
| 4. | 3 | Tyrone Timmons | 8/7/10 |
| 4. | 3 | Freddie Solomon | 6/5/04 |
| 4. | 3 | Lawrence Samuels | 6/22/03 |
| 4. | 3 | Freddie Solomon | 5/31/03 |
| 4. | 3 | George LaFrance | 8/23/98 |
| 4. | 3 | George LaFrance | 8/14/98 |
| 4. | 3 | George LaFrance | 8/8/98 |
| 4. | 3 | George LaFrance | 8/10/97 |
| 4. | 3 | Stevie Thomas | 8/9/91 |
| 4. | 3 | Julius Dawkins | 7/22/88 |
| RUSH ATTEMPTS | NAME | DATE | OPPONENT |
| 1. | 11 | Andre Bowden | 8/14/93 |
| 2. | 10 | Doug Landry | 8/15/92 |
| 3. | 8 | Les Barley | 8/10/97 |
| 3. | 8 | Cedric McKinnon | 8/12/95 |
| 3. | 8 | Lynn Bradford | 8/9/91 |
| 6. | 7 | Terrence Royal | 8/14/10 |
| 6. | 7 | Andre Bowden | 8/16/97 |
| 6. | 7 | Cedric McKinnon | 8/18/95 |
| 6. | 7 | Mike Hohensee | 8/1/87 |
| 9. | 6 | Basil Proctor | 7/27/02 |
| 9. | 6 | Andre Bowden | 8/3/00 |
| 9. | 6 | Andre Bowden | 8/14/98 |
| 9. | 6 | Tony Jones | 9/1/95 |
| 9. | 6 | Tony Jones | 8/18/95 |
| 9. | 6 | Les Barley | 8/21/93 |
| 9. | 6 | Andre Bowden | 8/6/93 |
| RUSH YARDS | NAME | DATE | OPPONENT |
| 1. | 52 | Robert Lyles | 8/20/94 |
| 2. | 50 | Doug Landry | 8/15/92 |
| 3. | 49 | Les Barley | 8/21/93 |
| 4. | 45 | Les Barley | 8/10/97 |
| 5. | 38 | Andre Bowden | 8/14/93 |
| 5. | 37 | James Bowden | 7/29/00 |
| 6. | 37 | Lynn Bradford | 8/9/91 |
| 8. | 35 | Andre Bowden | 8/14/98 |
| 8. | 35 | Travis Pearson | 8/20/94 |
| 10. | 34 | Cedric McKinnon | 8/18/95 |

NOTE: * ArenaBowl

PLAYOFFS

| RUSH TDS | NAME | DATE | OPPONENT |
|----------|-----------------|---------|-----------------|
| 1. 3 | Eric Ortiz | 8/20/10 | at Spokane* |
| 1. 3 | Lynn Bradford | 8/10/91 | at Denver |
| 2. 2 | Shane Stafford | 5/29/05 | at Georgia |
| 2. 2 | Basil Proctor | 6/7/03 | vs. Orlando |
| 2. 2 | Cedric McKinnon | 7/29/00 | vs. Milwaukee |
| 2. 2 | James Bowden | 7/29/00 | vs. Milwaukee |
| 2. 2 | Andre Bowden | 8/14/98 | vs. New Jersey |
| 2. 2 | Les Barley | 8/8/98 | vs. San Jose |
| 2. 2 | Les Barley | 8/10/97 | at Nashville |
| 2. 2 | Cedric McKinnon | 8/18/95 | vs. Albany |
| 2. 2 | Cedric McKinnon | 8/12/95 | vs. Memphis |
| 2. 2 | Doug Landry | 8/15/92 | at Orlando (OT) |

| ALL-PURPOSE YDS | NAME | DATE | OPPONENT |
|-----------------|------------------|---------|------------------|
| 1. 304 | James Bowden | 8/5/01 | vs. Indiana |
| 2. 292 | James Bowden | 7/29/00 | vs. Milwaukee |
| 3. 271 | George LaFrance | 8/18/95 | vs. Albany |
| 4. 253 | George LaFrance | 8/12/95 | vs. Memphis |
| 5. 252 | George LaFrance | 8/16/96 | vs. Arizona |
| 6. 234 | Kendrick Ings | 8/7/16 | at Philadelphia |
| 7. 206 | Sedrick Robinson | 8/7/10 | at Tulsa |
| 8. 197 | Stevie Thomas | 8/8/92 | vs. Cincinnati |
| 9. 186 | George LaFrance | 8/8/98 | vs. San Jose |
| 10. 172 | George LaFrance | 8/23/98 | vs. Orlando* |
| 11. 169 | James Bowden | 8/3/00 | at Orlando |
| 12. 167 | George LaFrance | 8/20/94 | at Massachusetts |

| POINTS | NAME | DATE | OPPONENT |
|--------|------------------|---------|------------------|
| 1. 38 | James Bowden | 7/29/00 | vs. Milwaukee |
| 2. 30 | George LaFrance | 8/16/96 | vs. Arizona |
| 3. 24 | Terrill Shaw | 6/30/07 | vs. Columbus |
| 3. 24 | Stevie Thomas | 8/17/91 | at Detroit* |
| 5. 18 | Eric Ortiz | 8/20/10 | at Spokane* |
| 5. 18 | Tyrone Timmons | 8/14/10 | vs. Orlando |
| 5. 18 | Tyrone Timmons | 8/7/10 | at Tulsa |
| 5. 18 | Eric Ortiz | 8/7/10 | at Tulsa |
| 5. 18 | Freddie Solomon | 6/5/04 | at San Jose |
| 5. 18 | Lawrence Samuels | 6/22/03 | vs. Arizona* |
| 5. 18 | T.T. Toliver | 6/7/03 | vs. Orlando |
| 5. 18 | Freddie Solomon | 5/31/03 | vs. Detroit |
| 5. 18 | Lawrence Samuels | 8/3/02 | at San Jose |
| 5. 18 | George LaFrance | 8/23/98 | vs. Orlando |
| 5. 18 | George LaFrance | 8/14/98 | vs. New Jersey |
| 5. 18 | George LaFrance | 8/8/98 | vs. San Jose |
| 5. 18 | George LaFrance | 8/10/97 | at Nashville |
| 5. 18 | Stevie Thomas | 8/26/96 | at Iowa* |
| 5. 18 | George LaFrance | 9/1/95 | vs. Orlando* |
| 5. 18 | Bobby Byrd | 8/20/94 | at Massachusetts |
| 5. 18 | Stevie Thomas | 8/9/91 | at Denver |
| 5. 18 | Lynn Bradford | 8/9/91 | at Denver |
| 5. 18 | Julius Dawkins | 7/22/88 | at Detroit |

| TOUCHDOWNS | NAME | DATE | OPPONENT |
|------------|------------------|----------|------------------|
| 1. 6 | James Bowden | 7/29/00 | vs. Milwaukee |
| 2. 5 | George LaFrance | 8/16/96 | vs. Arizona |
| 3. 4 | Terrill Shaw | 6/30/07 | vs. Columbus |
| 3. 4 | Stevie Thomas | 8/17/91 | at Detroit* |
| 5. 3 | Eric Ortiz | 8/20/10 | at Spokane* |
| 5. 3 | Tyrone Timmons | 8/14/10 | vs. Orlando |
| 5. 3 | Tyrone Timmons | 8/7/10 | at Tulsa |
| 5. 3 | Eric Ortiz | 8/7/10 | at Tulsa |
| 5. 3 | Freddie Solomon | 6/5/2004 | at San Jose |
| 5. 3 | Lawrence Samuels | 6/22/03 | vs. Arizona* |
| 5. 3 | T.T. Toliver | 6/7/03 | vs. Orlando |
| 5. 3 | Freddie Solomon | 5/31/03 | vs. Detroit |
| 5. 3 | Lawrence Samuels | 8/3/02 | at San Jose |
| 5. 3 | George LaFrance | 8/23/98 | vs. Orlando* |
| 5. 3 | George LaFrance | 8/14/98 | vs. New Jersey |
| 5. 3 | George LaFrance | 8/8/98 | vs. San Jose |
| 5. 3 | George LaFrance | 8/10/97 | at Nashville |
| 5. 3 | Stevie Thomas | 8/26/96 | at Iowa* |
| 5. 3 | George LaFrance | 9/1/95 | vs. Orlando* |
| 5. 3 | Bobby Byrd | 8/20/94 | at Massachusetts |
| 5. 3 | Stevie Thomas | 8/9/91 | at Denver |
| 5. 3 | Lynn Bradford | 8/9/91 | at Denver |
| 5. 3 | Julius Dawkins | 7/22/88 | at Detroit |

| INTERCEPTIONS | NAME | DATE | OPPONENT |
|---------------|----------------|---------|----------------|
| 1. 3 | Jo Jo Heath | 8/12/89 | vs. Denver |
| 2. 2 | Erick McIntosh | 8/7/10 | at Tulsa |
| 2. 2 | Johnnie Harris | 8/14/98 | vs. New Jersey |
| 2. 2 | Corey Dowden | 8/18/95 | vs. Albany |
| 2. 2 | Jo Jo Heath | 8/18/89 | at Detroit* |
| 2. 2 | Cornelius Ross | 8/18/89 | at Detroit* |

| SACKS | NAME | DATE | OPPONENT |
|--------|-----------------|--------|----------------|
| 1. 2.5 | Scott Dmitrenko | 8/1/87 | vs. Denver* |
| 2. 2.0 | Keith Browner | 8/9/91 | at Denver |
| 2. 2.0 | Keith Browner | 8/8/92 | vs. Cincinnati |
| 2. 2.0 | Tory Epps | 8/3/00 | at Orlando |
| 5. 1.5 | Craig Walls | 8/1/87 | vs. Denver* |

| TOTAL TACKLES | NAME | DATE | OPPONENT |
|---------------|------------------|---------|-----------------|
| 1. 10.5 | Tracy Perkins | 8/14/98 | vs. New Jersey |
| 2. 10.0 | Antoine Worthman | 7/29/00 | vs. Milwaukee |
| 2. 10.0 | Riley Ware | 8/17/91 | at Detroit |
| 4. 8.0 | Jonathan Ordway | 6/5/04 | at San Jose |
| 4. 8.0 | Antoine Worthman | 8/3/00 | at Orlando |
| 4. 8.0 | Corey Dowden | 8/18/95 | vs. Albany |
| 4. 8.0 | Alvin Williams | 8/18/89 | at Detroit* |
| 4. 8.0 | Cameron McGlenn | 8/7/16 | at Philadelphia |
| 9. 7.5 | Jeroid Johnson | 6/30/07 | vs. Columbus |
| 9. 7.5 | Omar Smith | 5/31/03 | vs. Detroit |
| 9. 7.5 | Antoine Worthman | 8/16/97 | at Arizona (OT) |
| 9. 7.5 | Johnnie Harris | 8/16/96 | vs. Arizona |
| 9. 7.5 | Brad Calip | 8/6/90 | at Detroit |

NOTE: *ArenaBowl

AFL





MISSION STATEMENT

“TO SERVE OUR COMMUNITY WITH PRIDE AND PASSION AS A QUALITY EXAMPLE OF INDIVIDUAL AND TEAM EXCELLENCE ON THE FIELD, IN THE OFFICE, AT THE ARENA AND WITHIN THE COMMUNITY BY CONSISTENTLY EXCEEDING OUR CUSTOMERS’ EXPECTATIONS BY DEMONSTRATING THE HIGHEST CHARACTER, APPRECIATION AND RESPECT FOR OUR GAME, CUSTOMERS, TEAMMATES AND PARTNERS AS A COST-EFFECTIVE AND VISIONARY ORGANIZATION PROVIDING A TOTAL ENTERTAINMENT EXPERIENCE.”



FAN BILL OF RIGHTS

In furtherance of our Mission Statement, we, the players, coaches, officials, staff and owners of the AFL are thankful to the Fans that we serve, appreciate their support and dedicate ourselves collectively to protecting their rights as the greatest sports and entertainment Fans in the world.

WE BELIEVE that every Fan is entitled to a wholesome environment for guests and family members, free of violence, profane gestures and language or rude and invasive behavior that could in any way interfere with a first-class entertainment experience.

WE BELIEVE that every Fan demands that we maintain absolute respect for the game of Arena Football and maintain the integrity of the finest of fair competition at all times.

WE BELIEVE that every Fan deserves our very best effort on a consistent basis, on every play on the field, every action in the stands, every call to our office, and every involvement in our community.

WE BELIEVE that every Fan is entitled to a total entertainment experience at an affordable cost for all members of the family from the time they arrive at the arena to the time they depart.

WE BELIEVE that every Fan should receive the very best in competitive football, entertainment, merchandise, food and beverage for their purchasing power.

WE BELIEVE that every Fan is entitled to interact with and have access to players and coaches for autographs and conversation in recognition of their support at every game.

WE BELIEVE that Fans are entitled to fast, accurate, and complete information about our players, coaches, league, games, and performance.

WE BELIEVE that Fans expect the Arena Football League to be comprised of gentlemen and ladies who are examples and role models for youth, free of physical violence, drugs, alcohol, and gambling abuse.

WE BELIEVE that Fans expect us to honor our country and to be involved in our communities to make contributions for a better, safer, and more positive place to live.

WE BELIEVE that Fans should know that we are committed to serve and not to be served, to give and not to just take, and to inspire and encourage people to higher levels of personal and professional achievement, growth, maturity, and respect for each other.



SCOTT C. BUTERA
AFL COMMISSIONER

Three important assets greeted Scott Butera when the Arena Football League asked him to be its new Commissioner at the end of the 2015 season. The first was a committed ownership group eager to grow the Arena Football’s undervalued brand. The second was a talented, dedicated group of players, coaches and staff poised to deliver a fast-paced, highly entertaining version of America’s favorite sport. The most important was a passionate and intensely loyal group of fans.

For Butera, now in his second full year as commissioner, it was a familiar scene. He spent much of his career dusting off brands by unlocking their hidden values. This time there was the added allure of working on a product for which he admits a certain fanaticism. “Football is my sport. I’ve followed it from childhood and I played it in school. It’s literally been a lifetime passion.”

Having made a name for himself by lifting the fortunes of major brands like Tropicana and Foxwoods, Butera arrived at the AFL ready to apply his finely honed business operations and marketing instincts. He did what has made him successful in other ventures. He focused on the positives and used them as building blocks to the future. And there is a lot to build on at the AFL.

Besides owner commitment and staff passion, Butera thinks he’s inherited compelling inventory. For one, America’s love of football seems almost insatiable. No less than 86 percent of US TV households tuned into the pro sport last Fall; and last summer, the Arena League experienced a respectable growth spurt. Game attendance popped by 3.5 percent over the previous year. The AFL Championship Game at Stockton Arena in San Jose, California attracted a near sellout crowd. TV viewership of the arena game also rose and the League widely increased its social media footprint in 2015.

The challenge for year one, Butera claims, was stability, and it has been largely achieved. For year two the goal is brand building and growth positioning. Butera doesn’t think that the League needs to retool the game product. The issue is to build a greater following for it. There is a perceived performance gap in the sport – no games from February to August – and Butera is intent on filling it with the high energy, fan-friendly style of football that is played in his League.

Butera describes AF as the ultimate combination American favorites. America’s favorite sport: football. America’s favorite season: summer. America’s favorite speed: fast. American’s favorite price: family. The challenge is to get more exposure for the game and its people. “We need to show people how much fun they can have by following Arena Football.”

Butera succeeded in getting ESPN and CBS Sports to buy in with more plentiful game broadcasts. For the first time in 2016, there will be a game of week. The arrangements help get more eyeballs on the game which in turn helps attract strong promotion partnerships with companies who want to give the smart phone generation – millennials and moms, especially – a pulse-raising in-arena experience and ways to engage through mobile technologies and social media.

Butera has a few things going for him as he works to grow the Arena Football League. For one, he is a skilled financial executive who has a knack for squeezing a lot of value out of every dollar. For another, as one of his owners said, “He is very solid, steady and talented ... an excellent guy with great business instincts.”

Plus, Butera is no stranger to sports marketing. At his last business stop, he helped Foxwoods Resort enter into successful marketing partnerships with the Boston Red Sox, New York Yankees, New York Rangers, New York Knicks and Madison Square Garden.

Butera possesses a rare combination of skills that have helped him revitalize brands. “He’s an investment banker at heart, a great transaction guy,” says Tom Benninger, former global head of restructuring at UBS Investment Bank. “But in the last few years, I think he’s really developed his operational skills. It’s pretty unique to have someone be really good at both.”

This rare blend of talents helped him as CEO of Tropicana Entertainment (2008-11) where he managed to revitalize the iconic brand through strategic capital investments, improved regulatory relations, and highly targeted marketing. All the while, he kept the reins on expenses.

Born and raised in Massachusetts, Butera began his financial career in investment banking, spending 20 years with UBS Investment Bank, Credit Suisse First Boston, Smith Barney and Bear Stearns & Co. During that time, he concentrated on analysis and client service for companies in real estate, lodging, gaming and leisure industries.

He earned his MBA at New York University’s Leonard N. Stern School of Business. He recently served as a member of the Board of Fellows at his alma mater Trinity College.

ARENA FOOTBALL LEAGUE STAFF

8945 W. Post Road | Suite #210 | Las Vegas, NV 89148 | T: (312) 465-2200 | F: (312) 496-3055

Commissioner
Scott C. Butera
sbutera@arenafootball.com

Vice President of Finance and Controller
Araxie Grant
agrant@arenafootball.com

Staff Accountant
Anastasia Savchenko
Asavchenko@arenafootball.com

Executive Vice President, Communications and Broadcast
Tom Goodhines
tgoodhines@arenafootball.com

Senior Director of Football Operations
Joe Kleinsmith
j.kleinsmith@arenafootball.com

Staff Accountant
Candice Hall
chall@arenafootball.com

Corporate Counsel
Wesley Friedman, Esq.
wfriedman@arenafootball.com




BALTIMORE BRIGADE
201 W. Baltimore St.
Baltimore, MD 21201

Phone: 215-253-4900
Fax: 215.253.4933
Ticket Line: N/A
Website: www.baltimorebrigade.com
AFL Season: 1st
Team Colors: Navy, Silver, Light Blue and White

Arena: Royal Farms Arena (14,000)
201 W. Baltimore Street
Baltimore, MD 21201
410.347.2020

PR Contact: Ketsia Colimon
E-mail: kcolimon@monumentalsports.com
Office: 202.527.7535 Cell: 571.235.6305
Press Box: TBD

Coaching Staff
Head Coach: Omarr Smith 7-10 (7-9 | 0-1)
2nd season overall, 1st with Baltimore

2016 Season – N/A

Storm vs. Brigade
Never Met
Regular Season: N/A **Playoffs:** N/A
Last Game: N/A

2017 Schedule

| Date | Opponent | Time |
|------------|-----------------|----------|
| Fri., 4/7 | at Washington | 7:00p.m. |
| Sat., 4/15 | at Cleveland | 7:00p.m. |
| Sat., 4/29 | at Philadelphia | 7:00p.m. |
| Sun., 5/7 | TAMPA BAY | 1:00p.m. |
| Sat., 5/13 | at Philadelphia | 7:00p.m. |
| Sat., 5/27 | CLEVELAND | 7:00p.m. |
| Sat., 6/3 | at Tampa Bay | 7:00pm. |
| Fri., 6/16 | at Cleveland | 7:00p.m. |
| Fri., 6/23 | WASHINGTON | 7:00p.m. |
| Sat., 7/8 | PHILADELPHIA | 7:00p.m. |
| Sat., 7/15 | TAMPA BAY | 7:00p.m. |
| Sat., 7/22 | at Washington | 7:00p.m. |
| Sat., 7/29 | PHILADELPHIA | 1:00p.m. |
| Fri., 8/4 | WASHINGTON | 7:00p.m. |

*Times are EST/dates and times subject to change



CLEVELAND GLADIATORS
200 Touchdown Drive
Cleveland, OH 44115

Phone: 216.420.2222
Fax: 216.420.2298
Website: www.clevelandgladiators.com
AFL Season: 19th (9th in Cleveland)
Team Colors: Red, Black, and Gray

Arena: Quicken Loans Arena (19,383)
200 Touchdown Drive
Cleveland, OH 44115
216.420.2000

PR Contact: Pam Frasco
E-mail: pfrasco@theqarena.com
Office: 216.420.2213 Cell: 216.310.6959
Press Box: 216.420.2777

Coaching Staff
Head Coach: Ron Selesky (8-14 | 0-0)
3rd season overall, 1st with Cleveland

2016 Season
Record: 8-10 (7-9 | 1-1)
PF: 923 (826 | 97) PA: 1,068 (934 | 134)
Home: 4-4 (4-4 | 0-0) Away: 4-6 (3-5 | 1-1)

Storm vs. Gladiators
Cleveland Leads 9-11
Regular Season: 8-11 **Playoffs:** 1-0
Last Game: 5/23/16 – CLE at TAM, L 70-63(OT)

2017 Schedule

| Date | Opponent | Time |
|------------|-----------------|----------|
| Sat., 4/8 | TAMPA BAY | 7:00p.m. |
| Sat., 4/15 | BALTIMORE | 7:00p.m. |
| Sat., 4/22 | at Tampa Bay | 7:00p.m. |
| Fri., 4/28 | WASHINGTON | 7:00p.m. |
| Fri., 5/5 | PHILADELPHIA | 7:00p.m. |
| Sat., 5/20 | at Philadelphia | 7:00p.m. |
| Sat., 5/27 | at Baltimore | 7:00p.m. |
| Sat., 6/3 | at Washington | 7:00p.m. |
| Sat., 6/10 | at Philadelphia | 7:00p.m. |
| Fri., 6/16 | BALTIMORE | 7:00p.m. |
| Sat., 6/24 | PHILADELPHIA | 7:00p.m. |
| Sat., 7/8 | TAMPA BAY | 7:00p.m. |
| Sat., 7/22 | at Tampa Bay | 7:00p.m. |
| Sat., 7/29 | at Washington | 7:00p.m. |

*Times are EST/dates and times subject to change



PHILADELPHIA SOUL
201 Laurel Road, 7th Floor
4 Echelon Plaza
Voorhees, NJ 08043

Phone: 215-253-4900
Fax: 215.253.4933
Ticket Line: 888.789.7685
Website: www.philadelphiasoul.com
AFL Season: 12th
Team Colors: Soul Blue and Grey

Arena: Wells Fargo Center (17,597)
3601 S. Broad St.
Philadelphia, PA 19148
215.336.3600

PR Contact: Kristen Van Iderstine
E-mail: kvaniderstine@philadelphiasoul.com
Office: 215.253.4900, ext. 144 **Cell:** 856.630.3441
Press Box: 215.952.5757

Coaching Staff
Head Coach: Clint Dolezel 66-32 (60-28 | 6-4)
6th season overall, 5th with Philadelphia
Assistant Head Coach: Phil Bogle (6th Season)
Assistant Coach: Steve Criswell
Assistant Coach: Bernie Nowotarski

2016 Season – ArenaBowl XXIX Champion
Record: 16-3 (13-3 | 3-0)
PF: 1,157 (983 | 174) PA: 909 (776 | 133)
Home: 9-1 (7-1 | 2-0) Away: 7-2 (6-2 | 1-0)

Storm vs. Soul
Soul lead at 12-5
Regular Season: 11-5 **Playoffs:** 1-0
Last Game: 8/7/16 – TAM at PHI, L 63-41

2017 Schedule

| Date | Opponent | Time |
|------------|---------------|----------|
| Sat., 4/15 | at Tampa Bay | 7:00p.m. |
| Sat., 4/22 | at Washington | 7:00p.m. |
| Sat., 4/29 | BALTIMORE | 7:00p.m. |
| Fri., 5/5 | at Cleveland | 7:00p.m. |
| Sat., 5/13 | BALTIMORE | 7:00p.m. |
| Sat., 5/20 | CLEVELAND | 7:00p.m. |
| Sat., 5/27 | at Washington | 1:00p.m. |
| Sat., 6/10 | CLEVELAND | 7:00p.m. |
| Sat., 6/17 | TAMPA BAY | 7:00p.m. |
| Sat., 6/24 | at Cleveland | 7:00p.m. |
| Sat., 7/8 | at Baltimore | 7:00p.m. |
| Sat., 7/15 | WASHINGTON | 7:00p.m. |
| Sat., 7/29 | at Baltimore | 1:00p.m. |
| Sat., 8/5 | TAMPA BAY | 7:00p.m. |

*Times are EST/dates and times subject to change



WASHINGTON VALOR
601 F Street Northwest
Washington, DC 20004

Phone: TBD
Fax: TBD
Ticket Line: TBD
Website: www.washingtonvalor.com
AFL Season: 1st
Team Colors: Red, Navy, Silver and White

Arena: Verizon Center
601 F Street Northwest
Washington, DC 20004
202.628.3200

PR Contact: Ketsia Colimon
E-mail: kcolimon@monumentalsports.com
Office: 202.527.7535 Cell: 571.235.6305
Press Box: TBD

Coaching Staff
Head Coach: Dean Cokinos 31-41-1 (30-39-1 | 1-2)
5th season overall, 1st with Washington
Asst. Coach: Benji McDowell

2016 Season – N/A

Storm vs. Valor
Never Met
Regular Season: N/A **Playoffs:** N/A
Last Game: N/A

2017 Schedule

| Date | Opponent | Time |
|------------|-----------------|----------|
| Fri., 4/7 | BALTIMORE | 7:00p.m. |
| Sat., 4/22 | PHILADELPHIA | 7:00p.m. |
| Fri, 4/28 | at Cleveland | 7:00p.m. |
| Sat., 5/13 | TAMPA BAY | 7:00p.m. |
| Sat., 5/20 | at Tampa Bay | 7:00p.m. |
| Sat., 5/27 | PHILADELPHIA | 1:00p.m. |
| Sat., 6/3 | CLEVELAND | 7:00p.m. |
| Sat., 6/10 | at Tampa Bay | 7:00p.m. |
| Fri., 6/23 | at Baltimore | 7:00p.m. |
| Sat., 7/1 | at Tampa Bay | 7:00p.m. |
| Sat., 7/15 | at Philadelphia | 7:00p.m. |
| Sat., 7/22 | BALTIMORE | 7:00p.m. |
| Sat., 7/29 | CLEVELAND | 7:00p.m. |
| Fri., 8/4 | at Baltimore | 7:00p.m. |

*Times are EST/dates and times subject to change



2017 AFL SCHEDULE

WEEK 1
FRIDAY, APRIL 7, 2017
 BALTIMORE BRIGADE @ WASHINGTON VALOR 7:00PM
SATURDAY, APRIL 8, 2017
 TAMPA BAY STORM @ CLEVELAND GLADIATORS 7:00PM
 BYE: PHILADELPHIA SOUL

WEEK 2
SATURDAY, APRIL 15, 2017
 PHILADELPHIA SOUL @ TAMPA BAY STORM 7:00PM
 BALTIMORE BRIGADE @ CLEVELAND GLADIATORS 7:00PM
 BYE: WASHINGTON VALOR

WEEK 3
SATURDAY, APRIL 22, 2017
 PHILADELPHIA SOUL @ WASHINGTON VALOR 7:00PM
 CLEVELAND GLADIATORS @ TAMPA BAY STORM 7:00PM
 BYE: BALTIMORE BRIGADE

WEEK 4
FRIDAY, APRIL 28, 2017
 WASHINGTON VALOR @ CLEVELAND GLADIATORS 7:00PM
SATURDAY, APRIL 29, 2017
 BALTIMORE BRIGADE @ PHILADELPHIA SOUL 7:00PM
 BYE: TAMPA BAY STORM

WEEK 5
FRIDAY, MAY 5, 2017
 PHILADELPHIA SOUL @ CLEVELAND GLADIATORS 7:00PM
SUNDAY, MAY 7, 2017
 TAMPA BAY STORM @ BALTIMORE BRIGADE 1:00PM
 BYE: WASHINGTON VALOR

WEEK 6
 SATURDAY, MAY 13, 2017
 BALTIMORE BRIGADE @ PHILADELPHIA SOUL 7:00PM
 TAMPA BAY STORM @ WASHINGTON VALOR 7:00PM
 BYE: CLEVELAND GLADIATORS

WEEK 7
SATURDAY, MAY 20, 2017
 CLEVELAND GLADIATORS @ PHILADELPHIA SOUL 7:00PM
 WASHINGTON VALOR @ TAMPA BAY STORM 7:00PM
 BYE: BALTIMORE BRIGADE

WEEK 8
SATURDAY, MAY 27, 2017
 PHILADELPHIA SOUL @ WASHINGTON VALOR 1:00PM
 CLEVELAND GLADIATORS @ BALTIMORE 7:00PM
 BYE: TAMPA BAY STORM

WEEK 9
SATURDAY, JUNE 3, 2017
 BALTIMORE BRIGADE @ TAMPA BAY STORM 7:00PM
 CLEVELAND GLADIATORS @ WASHINGTON VALOR 7:00PM
 BYE: PHILADELPHIA SOUL

WEEK 10
SATURDAY, JUNE 10, 2017
 CLEVELAND GLADIATORS @ PHILADELPHIA SOUL 7:00PM
 WASHINGTON VALOR @ TAMPA BAY STORM 7:00PM
 BYE: BALTIMORE BRIGADE

WEEK 11
FRIDAY, JUNE 16, 2017
 BALTIMORE BRIGADE @ CLEVELAND GLADIATORS 7:00PM
SATURDAY, JUNE 17, 2017
 TAMPA BAY STORM @ PHILADELPHIA SOUL 7:00PM
 BYE: WASHINGTON VALOR

WEEK 12
FRIDAY, JUNE 23, 2017
 WASHINGTON VALOR @ BALTIMORE BRIGADE 7:00PM
SATURDAY, JUNE 24, 2017
 PHILADELPHIA SOUL @ CLEVELAND GLADIATORS 7:00PM
 BYE: TAMPA BAY STORM

WEEK 13
SATURDAY, JULY 1, 2017
 WASHINGTON VALOR @ TAMPA BAY STORM 7:00PM
 BYE: BALTIMORE BRIGADE, CLEVELAND GLADIATORS AND PHILADELPHIA SOUL

WEEK 14
SATURDAY, JULY 8, 2017
 PHILADELPHIA SOUL @ BALTIMORE BRIGADE 7:00PM
 TAMPA BAY STORM @ CLEVELAND GLADIATORS 7:00PM
 BYE: WASHINGTON VALOR

WEEK 15
SATURDAY, JULY 15, 2017
 WASHINGTON VALOR @ PHILADELPHIA SOUL 7:00PM
 TAMPA BAY STORM @ BALTIMORE BRIGADE 7:00PM
 BYE: CLEVELAND GLADIATORS

WEEK 16
SATURDAY, JULY 22, 2017
 BALTIMORE BRIGADE @ WASHINGTON VALOR 7:00PM
 CLEVELAND GLADIATORS @ TAMPA BAY STORM 7:00PM
 BYE: PHILADELPHIA SOUL

WEEK 17
SATURDAY, JULY 29, 2017
 PHILADELPHIA SOUL @ BALTIMORE BRIGADE 1:00PM
 CLEVELAND GLADIATORS @ WASHINGTON VALOR 7:00PM
 BYE: TAMPA BAY STORM

WEEK 18
FRIDAY, AUGUST 4, 2017
 WASHINGTON VALOR @ BALTIMORE BRIGADE 7:00PM
SATURDAY, AUGUST 5, 2017
 TAMPA BAY STORM @ PHILADELPHIA SOUL 7:00PM
 BYE: CLEVELAND GLADIATORS





AFL ANNOUNCES 2017 TELEVISION SCHEDULE



League Partners With CBS Sports Network For Fifth Straight Season

LAS VEGAS (March 23, 2017) – The Arena Football League’s 30th Anniversary Season is set to begin as the 2017 AFL television schedule was officially released today. Expansion teams will kick off the season at the Verizon Center in Washington, D.C., when the Washington Valor host the Baltimore Brigade on Friday, April 7 at 7 p.m., ET on CBS Sports Network.

CBS Sports Network returns as the AFL’s television partner for the fifth consecutive season. The Network will televise a slate of 18 regular season games and one semifinal contest. The complete schedule is listed below.

“CBS Sports Network has been a long-time partner and we are pleased to have AFL games televised on the Network for our 30th Anniversary season,” AFL Commissioner Scott C. Butera said.

2017 AFL ON CBS SPORTS NETWORK SCHEDULE

| WEEK | DATE | GAME | LOCATION | TIME |
|------|---------------------|----------------------------|---------------------|--------|
| 1 | Friday, April 7 | Baltimore at Washington | Verizon Center | 7 p.m. |
| 2 | Saturday, April 15 | Philadelphia at Tampa Bay | Amalie Arena | 7 p.m. |
| 3 | Saturday, April 22 | Cleveland at Tampa Bay | Amalie Arena | 7 p.m. |
| 4 | Saturday, April 29 | Baltimore at Philadelphia | Wells Fargo Center | 7 p.m. |
| 5 | Sunday, May 7 | Tampa Bay at Baltimore | Royal Farms Arena | 1 p.m. |
| 6 | Saturday, May 13 | Tampa Bay at Washington | Verizon Center | 7 p.m. |
| 7 | Saturday, May 20 | Cleveland at Philadelphia | Wells Fargo Center | 7 p.m. |
| 8 | Saturday, May 27 | Cleveland at Baltimore | Royal Farms Arena | 7 p.m. |
| 9 | Saturday, June 3 | Cleveland at Washington | Verizon Center | 7 p.m. |
| 10 | Saturday, June 10 | Washington at Tampa Bay | Amalie Arena | 7 p.m. |
| 11 | Saturday, June 17 | Tampa Bay at Philadelphia | Wells Fargo Center | 7 p.m. |
| 12 | Saturday, June 24 | Philadelphia at Cleveland | Quicken Loans Arena | 7 p.m. |
| 13 | Saturday, July 1 | Washington at Tampa Bay | Amalie Arena | 7 p.m. |
| 14 | Saturday, July 8 | Philadelphia at Baltimore | Royal Farms Arena | 7 p.m. |
| 15 | Saturday, July 15 | Washington at Philadelphia | Wells Fargo Center | 7 p.m. |
| 16 | Saturday, July 22 | Cleveland at Tampa Bay | Amalie Arena | 7 p.m. |
| 17 | Saturday, July 29 | Cleveland at Washington | Verizon Center | 7 p.m. |
| 18 | Saturday, August 5 | Tampa Bay at Philadelphia | Wells Fargo Center | 7 p.m. |
| PS | Saturday, August 12 | Semifinals | TBD | 4 p.m. |

*Schedule subject to change

CBS Sports Network is available across the country through local cable, video and telco providers and via satellite on DirecTV Channel 221 and Dish Network Channel 158. For more information, including a full programming schedule, and channel finder, go to www.cbssportsnetwork.com.

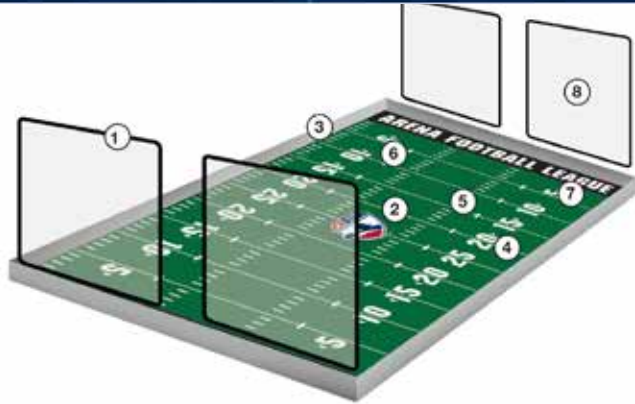
SCHEDULE HIGHLIGHTS INCLUDE:

Opening Weekend will have two expansion teams – Baltimore Brigade and Washington Valor – face off at the Verizon Center on April 7. Former AFL MVP QB Erik Meyer and 2016 Defensive Player of the Year Tracy Belton lead the Valor, while former All-Arena performers DL Khreem Smith and WR Reggie Gray spark the Brigade.

Week 2 features the defending champion Philadelphia Soul and former AFL MVP QB Dan Raudabaugh starting their title defense on the road against QB Randy Hippeard and the Tampa Bay Storm on CBS Sports Network.

Week 3 offers a battle of new head coaches, as Ron Selesky and his Cleveland Gladiators face new head coach Ron James and his Tampa Bay Storm. Cleveland’s returning QB Arvell Nelson will look to hook up with 2016 Playmaker of the Year WR Brandon Thompkins, while Tampa Bay’s Randy Hippeard has a new target with 2016 Offensive Player of the Year WR Joe Hills.

Week 12 features a showdown at “The Q” between rivals Philadelphia and Cleveland. AFL Head Coach of the Year Clint Dolezel guides the Soul against Selesky and the Gladiators. Possible star matchup has former All-Arena performers – Soul WR Darius Reynolds and Gladiators DB Rayshaun Kizer – lining up against each other.



Goal Posts
9 feet wide, with a 15 feet high crossbar (NFL 18 feet wide, 10 feet high crossbar).

Playing Field
50 yards, 8 yard endzones, 85 feet wide

Sideline Barriers
High density foam padding, 48 inches high

Field Numbers
3 feet by 18 inches. Base located 15 feet from field boundary.

Inside Hashmarks
4.5 feet from center field.

6 Outside Hashmarks
13.5 feet from field center

7 Playing Surface
Sportex indoor artificial grass

8 Goalside Rebound Nets
Tightly strung mesh
30 feet wide, 37 feet high

Offense
8 players on field
4 players on line of scrimmage
No punting

Defense
8 players on field
3 down linemen

Total Roster
24 active players
3 inactive players

Time of Play
Four 15-minute quarters
12-minute halftime
(may vary for national TV games)
15-minute overtime
35/25-second clock

Scoring
Touchdown – 6 points
Conversion place kick – 1 point
Conversion run or pass – 2 points
Drop kick conversion – 2 points
Failed conversion returned by defense – 2 points
Safety – 2 points

MOVEMENT OF THE BALL AND SCORING

Four (4) downs are allowed to advance the ball 10 yards for a first down, or to score.

Six (6) points for a touchdown.

One (1) point for a conversion by a place kick after a touchdown, two (2) points for a conversion by drop kick and two (2) points for a successful run or pass after the touchdown.

Three (3) points for a field goal by placement or four (4) points for a field goal by drop kick.

Two (2) points for a safety.

KICKING

Kickoffs are from the goal line. Kickers may use a one-inch tee. Punting is illegal. On fourth down, a team may go for a first down, touchdown or field goal.

The receiving team may field any kickoff or missed field goal that rebounds off the net.

Any untouched kickoff, which is out of bounds, will be placed at the 20-yard line or the place where it went out-of-bounds, whichever is more advantageous to the receiving team.

PASSING

Receivers must have one foot inbounds for a catch. A forward pass that rebounds off the rebound net or sideline barrier is a live ball and is in play until it touches the playing surface.

OVERTIME RULES

Overtime periods are 15 minutes for both the regular season and the playoffs.

Each team gets one (1) possession to score. If, after each team has had one possession, one team is ahead, that team wins. If the teams are tied after each has had a possession, the next team to score wins.

GLOSSARY OF TERMS

BALL IN THE STANDS

When a ball is thrown or bounces into the seats surrounding the playing field, the “lucky” fan that catches the ball keeps it.

DROP KICK

A drop-kicked FG is worth 4 points. A drop-kicked extra point is worth 2 points. Spokane Shock kicker Taylor Rowan was the last man to connect on a two-point dropkick (7/22/2011 vs. Jacksonville).

IRONMAN

Signifies participants playing both offense and defense.

FANS

More than 26 million fans have experienced an AFL game in the League’s 24-year history. Last year, in 2011, the AFL drew 1,338,544 fans in the regular season.

“MAC” AND “JACK” LINEBACKERS

“Mac” may rush the QB straight on without stunting, twisting or drop-back coverage. “Jack” must stay within an imaginary box behind the line of scrimmage. Either LB may cover the fullback or tight end.

OFFENSIVE MOTION

Unlike stadium-played football, one offensive back may go into forward motion prior to the snap of the ball.

OVERTIME

Arena Football has a unique overtime rule: If a contest is tied after regulation, teams will play a 15-minute overtime. Each team will have one opportunity to score. If, after each team has had one chance to score, the game is tied, the first team to score is crowned the winner.

REBOUND NETS

Goal-side rebound nets extend outward from each upright. The nets are 30-feet wide, 32-feet high and extend to 40 feet above the playing surface. The bottom bars of the frames are positioned eight (8) feet above the surface. The “scoring area” is nine-feet wide and 15-feet high. Nets are stretched taut so that a missed kick attempt will rebound off the net and back into the field of play. Once the ball caroms off the net, it’s live.

SIDELINE BARRIERS

Similar to the sideboards that surround a hockey rink, the sideline barrier encircles the playing surface. The barrier is made of a high-density foam pad, measuring four (4) inches thick.

STUNTING OR TWISTING

When a defensive lineman is rushing the passer, there’s no “stunting” or “twisting.” In other words, linemen are required to power past offensive linemen.

TIGHT END

One offensive lineman must declare himself a tight end prior to the snap by simply raising his arm and “declaring” himself a tight end. The Mac (rush-eligible) linebacker must line-up on the opposite side of the center from the tight end.

TWO-WAY PLAYERS

One of the most “throwback” features of the Arena Football League is the fact that the game features eight-on-eight football, where at times, some players will play both offense and defense.

EQUIPMENT

The official football is the same size and weight as the National Football League ball. Each ball is manufactured by Spalding Sporting Goods.

PLAYERS AND FORMATIONS

Eight players on the field: 20-man active roster; four-man inactive roster.

Players can play both offense and defensive. Typically the kicker and quarterback are the exception. The League no longer utilizes specialists on the offense and defensive side of the ball. However players no longer have to play on both sides of the ball.

Substitutions: Free substitution between plays and on dead balls.

Four (4) offensive players must line up on the line of scrimmage. Three (3) defensive players must be down lineman (in a three-or-four point stance). One linebacker (the Mac linebacker) may blitz on either side of the center. Alignment is two-or-more yards off the line of scrimmage. No stunting or twisting.

Offensive motion: One receiver may go in forward motion before the snap.

TIMING

Four 15-minute quarters with a 15-minute halftime.

The clock stops for out-of-bounds plays or incomplete passes only in the last minute of each half and when the referee deems it necessary for penalties, injuries or timeouts.

Each team is allowed three (3) time-outs per half.



MISCELLANEOUS INFORMATION

ROSTER LIMITS

From the first day the League allows the signing of free-agent players until the first league-sanctioned cut-down date, teams are prohibited from having more than 35 players on their roster. Players listed on the active list or free-agent signees are considered eligible to be counted for the 35-man roster.

Teams will be required to reduce their active lists to 28 players by 5 p.m. ET 14 days before the first regular season game and to 24 players by 5 p.m. ET seven days before the first regular season game.

Each team may maintain a maximum 21-player roster and 3-player inactive squad during the season. In a documented emergency, a team may add an emergency kicker to their roster, no later than one hour before kickoff.

TRADES

The trading period began on November 7, 2016 and will end at 5 p.m. ET on Wednesday, June 28, 2017. Upon reporting to his new team, each traded player must pass the physical given by his new team. Failure to pass the physical and/or failure to report will nullify the trade.

RESERVE LISTS

The reserve list of each team consists of the following categories; retired, refused to report, inactive reserve, injured reserve, suspended, other league exempt and physically unable to perform.

INJURED RESERVE

A player who is placed on injured reserve list must remain on injured reserve for a minimum of four weeks. Training camp weeks will not count against that total. Teams activating players from their injured reserve list must do so no less than 24 hours prior to that team's game.

KEY 2017 CALENDAR DATES

| | |
|-----------|--|
| March 15 | Players may report for physicals only |
| March 17 | 1st day of camp. No pads. |
| March 19 | 1st day of full pad practice |
| March 25 | 28-man rosters due at 5 p.m. ET |
| April 1 | Training camp end (24-man roster due at 5 p.m. ET) |
| April 8 | Regular Season begins |
| June 28 | Trade deadline |
| July 28 | Future considerations must be completed |
| August 1 | End of season reassignment begins |
| August 5 | Regular season ends |
| August 12 | POSTSEASON – First Round |
| August 26 | ArenaBowl XXX |

AFL POSTSEASON PROCEDURES

DEFINITIONS

Strength of Schedule – Combined winning percentage of opponents played.

Best net points in all games – Difference of points scored and points scored against. (Includes all points: offense, defense and special teams.)

Winning percentage – Total number of wins divided by total number of games.

TIEBREAKER SCENARIOS

TOP POSTSEASON SEED (#1) – TWO TEAMS:

1. Head-to-head (best winning percentage in games between the clubs)
2. Strength of Schedule
3. Point differential in head-to-head games
4. Best net points in all games
5. Coin toss

TOP POSTSEASON SEED (#1) – THREE OR MORE TEAMS:

(Note: If three or more teams are tied, follow steps until one team is eliminated. Once two teams remain, revert back to Step 1 of the two-team tiebreaker to determine which team advances.)

1. Head-to-head (best winning percentage in games between the clubs)
2. Strength of Schedule
3. Best net points in all games
4. Coin toss

REMAINING POSTSEASON SEEDS (#2-#4) – TWO TEAMS:

If it is necessary to break ties to determine the remaining postseason seeds, the following steps will be taken:

1. Head-to-head (best winning percentage in games between the clubs)
2. Strength of Schedule
3. Point differential in head-to-head games
4. Best net points in all games
5. Coin toss

REMAINING POSTSEASON SEEDS (#2-#4) – THREE OR MORE TEAMS:

(Note: If three or more teams are tied, follow steps until one team is eliminated. Once two teams remain, revert back to Step 1 of the two-team tiebreaker to determine who advances.)

1. Head-to-head (best winning percentage in games between the clubs)
2. Strength of Schedule
3. Best net points in all games
4. Coin toss

POSTSEASON SEEDING

Semifinal Game 1:

4th seed @ 1st seed (Weekend of August 11, 2017)

Semifinal Game 2

3rd seed @ 2nd seed (Weekend of August 11, 2017)

ArenaBowl (Saturday, August 26, 2017):

Winner of Semifinal Game 1 vs. Winner of Semifinal Game 2

- Game will be played at the highest remaining seed's home venue

2016 LEAGUE OFFICIALS

COORDINATOR OF OFFICIALS: Carl T. Paganelli

ASSISTANT SUPERVISORS OF OFFICIALS: David Chesney

2017 AFL OFFICIALS

| CREW | Jersey # | NAME | POSITION | CREW | Jersey # | NAME | POSITION |
|------|----------|------------------|----------|-----------|----------|----------------|----------|
| 1 | 20 | Riley Johnson | R | 4 | 67 | Dave Cutaia | R |
| 1 | 50 | Robert Colosim | U | 4 | 99 | Al Granado | U |
| 1 | 36 | Marc Bovos | H | 4 | 13 | Ken Leffle | H |
| 1 | 47 | Jeff Johnson | L | 4 | 37 | Terri Valenti | L |
| 1 | 29 | Michael Griffitt | B | Alternate | 35 | Joe Pester | R |
| 2 | 8 | Thom McCabe | R | Alternate | 55 | Steve Coullias | U |
| 2 | 73 | Jeff Carr | U | Alternate | 56 | Neil Brunner | H |
| 2 | 27 | Matt Kukar | H | Alternate | 28 | Mark Bennett | L |
| 2 | 38 | Paul Engelbert | L | | | | |
| 2 | 69 | Grantis Bell | B | | | | |
| 3 | 31 | Brad Brunet | R | | | | |
| 3 | 97 | Rick Lowe | U | | | | |
| 3 | 14 | John Drayton | H | | | | |
| 3 | 46 | RG Detillier | L | | | | |
| 3 | 24 | Jim Corpora | B | | | | |

AFL COMMUNICATIONS

8945 W. POST ROAD | SUITE #210 | LAS VEGAS, NV 89148 | T: (312) 465-2200 | F: (312) 496-3055

TOM GOODHINES • (702) 802-3905 ext. 356
tgoodhines@ARENAFOOTBALL.COM

TEAM PR CONTACTS

BALTIMORE BRIGADE

KETSIA COLIMON
(202) 527-7535
KCOLIMON@MONUMENTALSPO RTS.COM

CLEVELAND GLADIATORS

PAM FRASCO
(216) 420-2213
PFRASCO@THEQARENA.COM

PHILADELPHIA SOUL

KRISTEN VAN IDERSTINE
(215) 253-4900 EXT. 144
KVANIDERSTINE@PHILADELPHIASOUL.COM

TAMPA BAY STORM

BEN SHOTTEN
(813) 307-5906
BEN@TAMPABAYSTORM.COM

WASHINGTON VALOR


KETSIA COLIMON
(202) 527-7535
KCOLIMON@MONUMENTALSPO RTS.COM

SIDELINES





TAMPA BAY STORM CHEERLEADERS



ALLISON
VETERAN



LEXXIE
VETERAN




DOMINIQUE
VETERAN



KAYLA
VETERAN



AMBER A.
VETERAN




AMBER D.
VETERAN



KEEYAWNA
VETERAN




KELSEY
VETERAN



CRISTINA
VETERAN



BRITNY
VETERAN



KERRY
VETERAN



STEPHANIE
VETERAN



AMALIE ARENA INFORMATION

In just a few short years the Amalie Arena has reinvented itself with over \$45 million in improvements that have clearly revolutionized the industry.

With a wide array of venues spread throughout the United States, it can be difficult to find one that distinguishes itself from the others. That is not the case with the newly transformed Amalie Arena, Florida's premier entertainment venue and home of the 2004 Stanley Cup Champion Tampa Bay Lightning and Five-Time Arena Football Champion Tampa Bay Storm.

Boasting unique features like lightning-throwing Tesla coils, an 11,000 square-foot Bud Light party deck with incredible views of the city and a massive five-manual, 105-rank digital pipe organ, the Amalie Arena consistently ranks among the very best venues in the United States.

Digital Pipe Organ

The new digital pipe organ features five keyboards and 42 ranks of sounds, with a sound system comprised of 260 dedicated speakers.

Updated Suites

Each of the building's 69 suites has been completely reconstructed and finished with the most modern materials and technologies. With 20 suites less than 25 rows from the main floor, luxury seating options are in abundance for the most discriminating sports and entertainment fans.

Smoother Surfaces

Over 75,000 square feet covering the arena's concourses, Promenade and Terrace level have been resurfaced and sealed.

Brighter Lights

Two hundred forty-two new sport lights have been installed to increase our game night lighting by doubling our foot-candle levels, exceeding all NHL standards and enhancing HD broadcasts for all events.

New Views

The Bud Light Outdoor Party Deck located on the 300 level/Terrace level offers 10,000 square feet of gorgeous, unobstructed views of downtown Tampa. In addition to the views, the deck has five new concession stands and beverage bars with 10 new points of sale available to all arena guests.

Top to Bottom Luxury

Sixty-nine luxury suites have been enlarged with slick cool-to-touch in-counter stove burners and flat screen TVs.

Renovated Restrooms

To help enlarge our Executive Suites, 72 restrooms have been removed and replaced with eight exclusive hallway restrooms.

New Digital Signs

New Daktronics LED digital signs with 360-degree views. A total of 14 new LED displays offer up 1.7 million square pixels for pure viewing pleasure.

Upgraded Cuisine

The Amalie Arena main restaurants have been transformed into one grand 9,000-square-foot dining experience called The Firestick Grill. The kitchen was replaced with four ovens, one broiler, 10 prep stations, three refrigerators and a 320-square-foot freezer.

Powered by the People

Approximately 1,250 men and women worked non-stop on the arena transformation over four months. That's over 175,000 hours on the job site. A total of 35 contractors have been utilized on-site at the Amalie Arena. Eighty-five percent of the costs for the transformation have been paid to Florida firms for labor or products also supplied by Florida firms.

No Financial Burden to the Community

The \$40 million in renovations to the publicly owned Amalie Arena were privately funded. No financial burden was placed on the community.

Signature Areas

Relax and enjoy your event from the comfort of your seat, or if you are feeling a little more social, take advantage of our party decks and bars located within the arena.

Bud Light Party Deck

The Bud Light Party Deck is located on the Terrace Level at Sections 304 and 328. The spacious 11,000-square-foot outdoor deck offers a variety of food and beverage options, including plenty of cold Bud Light. Take in the spectacular views of downtown Tampa while enjoying the great weather after a big Lightning win, a concert or any event.

Coors Light Between The Pipes Bar

The Lightning's new, grand digital pipe organ is the signature centerpiece to a new Terrace Level bar and fan destination. The litany of sounds this instrument makes actually rattles the arena's very foundation! Any guest can watch the game from the bar and hang with Ray, our master pipe organ player.

Firestick Grill

Enjoy breathtaking views of the Tampa skyline at this newly renovated restaurant located on the Club Level (4th Floor) across from Section 201. This sumptuous buffet opens two hours before most events, and reservations are strongly recommended.

Scoreboard

Don't miss a minute of the action on the scoreboard measuring 28 feet high by 50 feet wide. The display features the largest high-definition, center-hung video panels in any arena throughout the United States and Canada. It includes a state-of-the-art control room and allows for a true high-definition signal with 1,296 lines of resolution.





2017 STORM BROADCAST INFORMATION

| Day Of Game | Opponent/ Location | Broadcast Start | Game Start | Radio Station | TV Station |
|-----------------------|--------------------|-----------------|------------|---------------|------------|
| Sat., 4/8 | at Cleveland | 6:30 p.m. | 7:00 p.m. | WHNZ | |
| Sat., 4/15 | PHILADELPHIA | 6:30 p.m. | 7:00 p.m. | WHNZ | CBSSN |
| Sat., 4/22 | CLEVELAND | 6:30 p.m. | 7:00 p.m. | WHNZ | CBSSN |
| ***BYE WEEK*** | | | | | |
| Sun., 5/7 | at Baltimore | 12:30 p.m. | 1:00 p.m. | WHNZ | CBSSN |
| Sat., 5/13 | at Washington | 6:30 p.m. | 7:00 p.m. | WHNZ | CBSSN |
| Sat., 5/20 | WASHINGTON | 6:30 p.m. | 7:00 p.m. | WHNZ | |
| ***BYE WEEK*** | | | | | |
| Sat., 6/3 | BALTIMORE | 6:30 p.m. | 7:00 p.m. | WHNZ | |
| Sat., 6/10 | WASHINGTON | 6:30 p.m. | 7:00 p.m. | WHNZ | CBSSN |
| Sat., 6/17 | at Philadelphia | 6:30 p.m. | 7:00 p.m. | WHNZ | CBSSN |
| ***BYE WEEK*** | | | | | |
| Sat., 7/1 | WASHINGTON | 6:30 p.m. | 7:00 p.m. | WHNZ | CBSSN |
| Sat., 7/8 | at Cleveland | 6:30 p.m. | 7:00 p.m. | WHNZ | |
| Sat., 7/15 | at Baltimore | 6:30 p.m. | 7:00 p.m. | WHNZ | |
| Sat., 7/22 | CLEVELAND | 6:30 p.m. | 7:00 p.m. | WHNZ | CBSSN |
| ***BYE WEEK*** | | | | | |
| Sat., 8/5 | at Philadelphia | 6:30 p.m. | 7:00 p.m. | WHNZ | CBSSN |

Storm fans can catch all the Tampa Bay Storm games on the radio by tuning into Clear Channel's AM 1250 WHNZ or by clicking the "Listen Live" button on the station's website 1250whnz.com. A handful of games will broadcast on AM 620 WDAE throughout the season.

Local radio personalities Darek Sharp and Ian Beckles, as well as long time Storm commentator Jason Dixon, will call the action live from the booth.

MEDIA DIRECTORY

NEWSPAPER

TAMPA BAY TIMES
490 First Avenue South
St. Petersburg, FL 33701
Phone: 727-893-8111 / Fax: (727) 893-8981
Beat Writer: Brandon Wright,
oraclebrandon@yahoo.com
Website: www.tampabay.com

TAMPA TRIBUNE
200 South Parker St.
Tampa, FL 33602
Phone: (813) 259-7860 / (813) 245-6130
Fax: (813) 259-8148
Editor: Joanne Korth,
JKorth@Tampatrib.com
Beat Writer: TBD
Web site: www.TBO.com

BRADENTON HERALD
102 Manatee Ave. West
Bradenton, FL 34205
Phone: (941) 748-0411 / Fax: (941) 748-7097
Editor: Alan Bellittera, ABellittera@bradenton.com
Phone: (941) 745-7052
Sports Desk: (941) 748-0411, EXT. 6686
Web site: www.bradentonherald.com

SARASOTA HERALD-TRIBUNE
1741 Main St., Sarasota, FL 34236
Phone: (941) 953-7755 / Fax: (941) 361-4880
Reporters: Mic Huber, Chris Anderson,
Doug Fernandez
Editor: Scott Peterson, scott.peterson@heraldtribune.com
Phone: (941) 361-4863
Sports Columnist: Doug Fernandes, doug.fernandes@heraldtribune.com
Phone: (941) 361-4854
Web site: www.herald-trib.com

THE LAKELAND LEDGER
P.O. Box 408, Lakeland, FL 33802
Fax: 863-802-7812
Sports Editor: Andy Kupperts, andy.kupperts@theledger.com
Phone: (863) 802-7508
Sports reporter: Lisa Coffey, lisa.coffey@theledger.com
Phone: (863) 401-6971
Web site: www.theledger.com

TELEVISION STATIONS

WFLA (NBC-8)
P.O. Box 1410, Tampa, FL 33601
Phone: (813) 221-5788
Fax: (813) 225-2770
Dan Lucas, Anchor, dlucas@wfla.com
Phone: (813) 221-5788
Web site: www.wfla.com

Bright House Sports Network
(Broadcast Partner)
St. Petersburg Office:
700 Carillon Parkway, Suite 9
St. Petersburg, FL 33716
Phone: (727) 329-2400 / (888) 437-1239
Fax: (727) 329-2434
Pinellas Park Office:
7901 66th St. N., Pinellas Park, FL 33781
Phone: (727) 329-2417
Fax: (727) 578-1705

Email: comments@catch47.com
Rock Riley, Rock.Riley@bhsn.com
Sports E-mail: sports@baynews9.com
Web site: www.baynews9.com

WTSP (CBS-10)
11450 Gandy Blvd., P.O. Box 10000
St. Petersburg, FL 33702
Phone: (727) 577-8489
Fax: (727) 576-6924
Producer: Chris Tilley,
ctilley@TampaBays10.com
Web site: www.wtsp.com

WFTS (ABC-28)
WFTS ABC Action News
4045 N. Himes Avenue
Tampa, FL 33607
Phone: (813) 354-2828
Reporter: Tom Korun, tkorun@wfts.com
E-mail: akeck@wfts.com
Phone: (813) 354-2845
Web site: www.wfts.com

WTVT (FOX-13)
3213 West Kennedy Blvd.
Tampa, FL 33609
Phone: (813) 870-9730 / Fax: (813) 871-3135
Reporter: Chip Carter,
chip.carter@foxtv.com
Phone: (813) 870-9733
Reporter: Chris Field, chris.field@foxtv.com
Phone: (813) 870-7105
Web site: www.wtv.com

RADIO STATIONS

WDAE-AM 620 "THE SPORTS ANIMAL"
4002 Gandy Blvd.
Tampa, FL 33611
Phone: (813) 990-4620
Program Director: Steve Versnick,
steveversnick@clearchannel.com
Phone: (813) 832-1508
Web site: www.620wdae.com

WQYK-AM 1010 "THE TEAM."
CBS Radio, WQYK
9721 Executive Center Drive N., #200
St. Petersburg, FL 33702
Phone: (727) 579-1925
JP Peterson, jpshotlunch@yahoo.com
Justin Palowski, jpalowski324@yahoo.com
Web site: www.tampa.cbslocal.com/station/1010-sports

WWBA 1040-AM
4300 W. Cypress, Suite #1040
Tampa, FL 35607
Phone: (813) 281-1040
Fax: (813) 281-1948
Program Director: Marc Larsen
Phone: (813) 281-1040
Website: news@wwba1040.com

WHBO 1470-AM
9661 82nd Ave. North
Seminole, FL 33777
Phone: (813) 281-1040
Studio: (727) 562-1040
FAX: (727) 397-9312

WFLA-AM Newsradio 970
4002 Gandy Blvd.
Tampa, FL 33611
Phone: (813) 839-9393
Fax: (813) 224-0183
Morning Show Host: Jack Harris, jackharris@clearchannel.com
Web site: www.970wfla.com

1250 WHNZ-AM (Flagship station)
4002 Gandy Boulevard
Tampa, FL 33611
Phone: 813-839-9393
Producer: Chris Pagliuca,
christopherpagliuca@clearchannel.com
Phone: (813) 832-1413
http://www.whnz.com

SPECIALTY MEDIA

TAMPA BAY BUSINESS JOURNAL
4350 W. Cypress St., Ste. 400
Tampa, FL 33607
Phone: (813) 873-8225
Fax: (813) 873-0219
Editor: Bridgette Mill
Phone: (813) 873-8225
E-mail: TampaBay@bizjournals.com
Web site: www.tampabay.bizjournal.com

ARENA FAN
Editor/Writer: Adam Markowitz
editors@arenafan.com
Phone: (813) 732-4287
Reporter: Connor Akeman
Phone: (727) 530-1714
E-mail: editors@arenafan.com
Web site: www.arenafan.com





MEDIA GUIDELINES

Media may park in the North Lot located on the east side of the Amalie Arena on the northeast corner of Channelside and Caesar. Media must present a media credential or check in with the attendant for access. Media members can be added to the parking list on a single-game basis, but parking spaces are limited. Requests must be made when requesting game credentials.

For 7:30 games, television trucks (one truck per outlet) will be permitted access to the compound starting at approximately 4:30 p.m., but must leave by 6:30 p.m. due to space limitations. For the game, trucks must be relocated to VIP West on the West side of the Amalie Arena.

MEDIA CREDENTIALS

Media credentials will be issued only for working members of the media. Season credentials will be issued to those assigned to cover the Storm regularly, and single game credentials must be requested via email or fax on company letterhead at least 24 hours in advance. The entrance for credentials is located at the service entrance on the southeast side of the Amalie Arena (Gate D). It opens two and a half hours (5:00 p.m. for a 7:30 p.m. start) prior to the start of Storm games. All media must enter through Gate D.

PRESS DINING

Press Dining is located on Level 1 (Event Level) on the south side of the building. Meal and beverage service begins two hours before kickoff and ends five minutes after the start of each game. Only individuals with credentials will be allowed access to the media lounge.

MEDIA WORK ROOM

The media work room is located on Level 1 (Event Level) on the south side of the building next to the media lounge. It is open and available for use by working media before, during and after games. Long distance calls must be made on a credit card or collect basis.

TOM McEWEN PRESS BOX ACCESS

To access the press box, please use the freight elevator located on Level 1 (Event Level) on the east side of the Amalie Arena. The elevator will be available at the Press Box (Level 7) at the end of each game for immediate access to the locker rooms. Should you wish to take an alternative route, please take the stairs at the south end of the press box to the Terrace Level (Level 6). Then take the public stairs to the Plaza Level (Level 3). Proceed to the southwest corner (behind section 128) and take the elevator to the Event Level.

TOM McEWEN PRESS BOX

The Tom McEwen Press Box is located on Level 7 on the east side of building. Booths will be assigned to radio, television, coaching staffs and off-field officials. Media will be assigned to seats, which will be posted for each game in the press box and media work room. Please sit in your assigned seat, or see a Storm public relations representative if you have not been assigned one.

PRESS BOX SERVICES

Telephones and internet access (wireless is available) are provided for use by media throughout the press box. Long distance calls must be made on a credit card or collect basis. Electrical outlets are located at the base of the wall in front of each seat. Television monitors have been positioned above the seating area.

Pregame notes, stats and rosters will be available one hour prior to the start of the game in the press box and in the media work room. Game summary sheets will be distributed between quarters and following the end of the game in the press box, locker room and working media room. Attendance will be made available at the start of the fourth quarter. Beverages and snacks will be available in the press box during each game.

PHOTO

Scott Audette, Storm team photographer, will assign photo locations. Please be sure to see Scott prior to each game for assigned locations. It is imperative that all photographers be courteous to spectators and especially cognizant not to obstruct the view of paying customers. The photo room is located on Level 1 (Event Level) and available for still photographers. The room is equipped with phone lines, televisions and power. Contact Scott Audette regarding photo room usage – Saudette@tampabaytimesforum.com.

PHOTO LOCATIONS

Photographers may shoot from behind either endzone during the game. It is also possible to shoot from elevated positions throughout the Amalie Arena. As a reminder, it is imperative that all photographers be courteous to spectators and especially cognizant not to obstruct the view of paying customers.

LIVE SHOTS

There are several live shot locations in the Amalie Arena. Please see a member of the public relations staff prior to the game to make arrangements. If you are assigned a location in a seating area, setup must be complete at least one hour prior to the start of the game, as ticket holders will occupy this area. Requests for a live interview must be submitted 24 hours in advance.

GAME FOOTAGE

Local TV stations are reminded that you are not permitted to shoot game action if the game is televised locally, nationally or back to visiting market. Local stations will be permitted to shoot game highlights if there is no television coverage. Contact Amalie Arena public relations prior to a non-televised game for an assigned location.

LOCKER ROOM ACCESS

Access to the locker room corridor will be strictly enforced to only allow credential-holders into this area. The Storm locker room is closed to all media and broadcasters prior to games; however, a member of the Storm public relations staff will be available in the locker room hallway prior to games to bring out requested players for interviews until 90 minutes before the opening kick-off.

The Storm locker room will open within 10 minutes after the conclusion of games. Coach Dave Ewart will meet with the media approximately 10 minutes after the conclusion of the game. The Storm locker room is not open before or after practices. The coaching staff and players will be available on the field after the conclusion of practice.

INJURY REPORTS

A member of the public relations staff will provide in-game injury reports as quickly as they are available from the Storm medical staff. No media will be permitted in the locker room area while play is in progress and should not approach medical personnel during the course of a game. The Storm will also provide an injury report approximately 20 minutes after the conclusion of each game and again the following day.

GUESTS

Guests will not be permitted in the Amalie Arena without prior approval by the public relations department. Media caught bringing guests into the Amalie Arena without prior approval will have their credentials revoked.

AUTOGRAPHS

No credential-holders are permitted to ask players or coaches for autographs before, during or after games. Violators of this policy will immediately have their credentials revoked.

TRANSFER OF CREDENTIALS

Transfer of credentials is strictly prohibited. Violators will forfeit credentials for the remainder of the season. If you encounter a problem or have questions, please ask a member of the Amalie Arena public relations staff. Be assured we will do everything possible to satisfy your request or answer your questions.



TAMPA BAY STORM ONLINE



TampaBayStorm.com is the premier online source for Tampa Bay Storm news and information. TampaBayStorm.com features team and player news, press releases, team stats, photographs, cheerleader information, an online ticket order form, online media guides and much more. Produced and maintained by the Storm communications department, TampaBayStorm.com also provides unrivaled insight and features covering the Storm with weekly columns such as “In the Eye of the Storm,” “Beyond the Gridiron” and unique video content.

AFL ONLINE



ArenaFootball.com covers breaking news regarding the league and provides AFL enthusiasts with statistics and insider information on their favorite teams.

Fans can also follow live game coverage via CBSi of every Storm game by clicking on the video tab on the Storm page.

Additionally, ArenaFootball.com also featured message boards, newsletters, merchandise, contests, and a fantasy Football league.

STORM SOCIAL MEDIA



[Facebook.com/TampaBayStorm](https://www.facebook.com/TampaBayStorm)



[Twitter.com/TampaBayStorm](https://twitter.com/TampaBayStorm)



[Instagram.com/tampabaystorm](https://www.instagram.com/tampabaystorm)

TAMPA BAY
STORM

